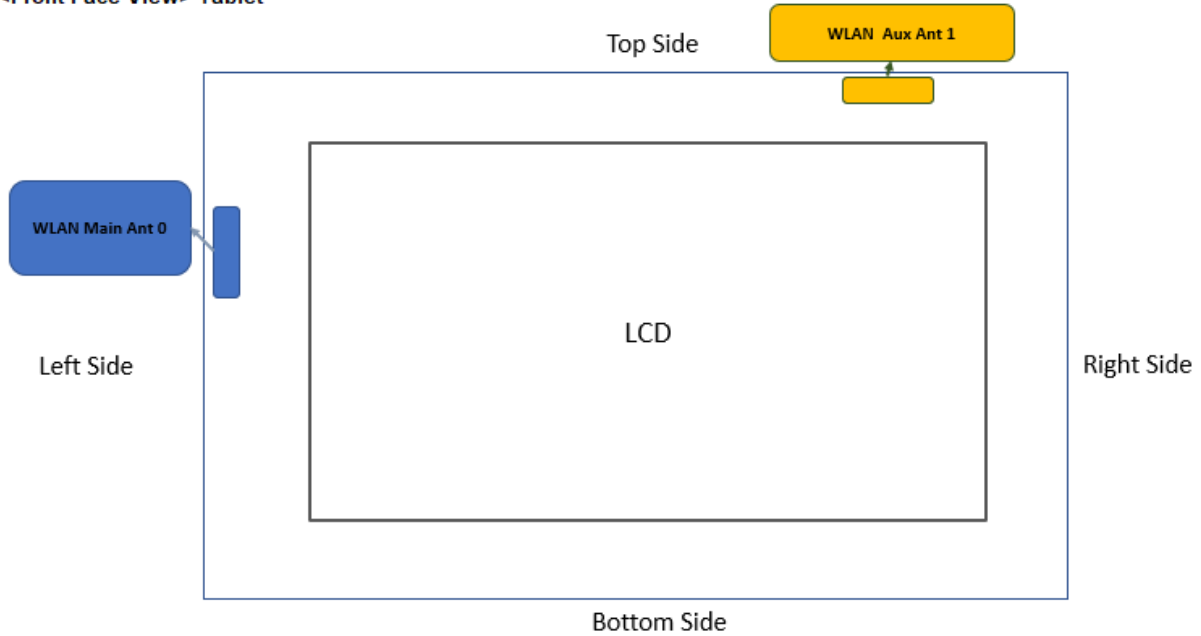


## Appendix A – DUT Antenna Illustration and Test Setup Photographs

### Illustration of Antenna Locations

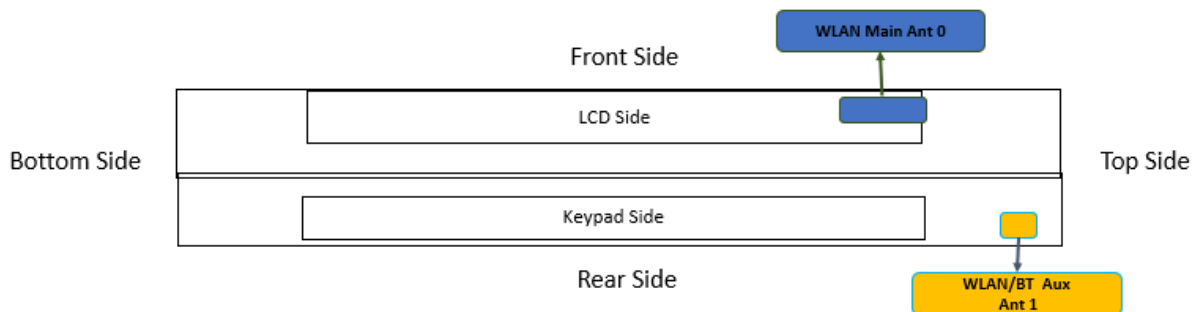
<CZ1104CM2, CZ1104FM2>

<Front Face View> Tablet



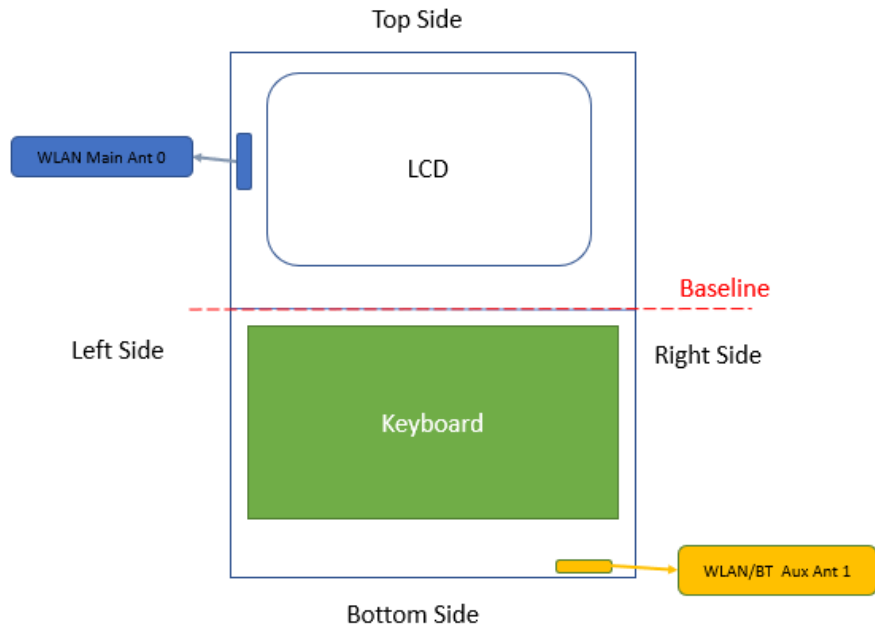
Antenna	To Top Side	To Bottom Side	To Left Side	To Right Side
	(mm)	(mm)	(mm)	(mm)
WLAN Main Ant 0	57.00	114.00	1.79	286.50
WLAN Aux Ant 1	56.22	5.00	244.50	17.60

<Right Side View> Convertible PC Tablet Mode



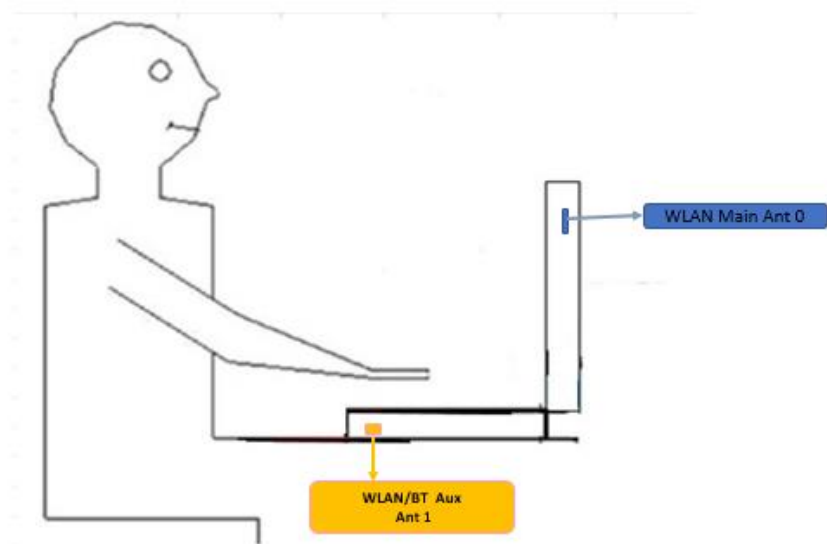
Antenna	To Front Side	To Rear Side
	(mm)	(mm)
WLAN Main Ant 0	6.20	18.51
WLAN/BT Aux Ant 1	20.15	5.45

<Front Face View>Laptop Mode (180°)



Antenna	To Top/Bottom Side	To Baseline	To Left Side	To Right Side
	(mm)	(mm)	(mm)	(mm)
WLAN Main Ant 0	57.00	114.00	1.79	286.50
WLAN/BT Aux Ant 1	5.00	201.00	244.50	17.60

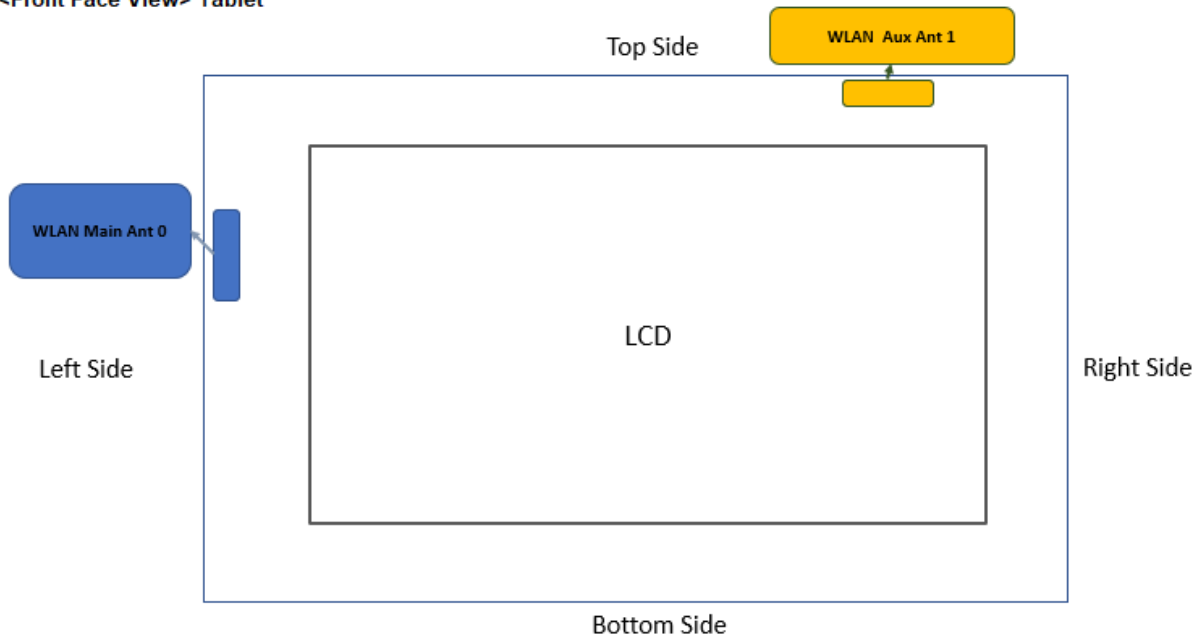
<Right Side View> Laptop Mode(90°)



Antenna	Rear Face
	(mm)
WLAN Main Ant 0	125.00
WLAN/BT Aux Ant 1	10.85

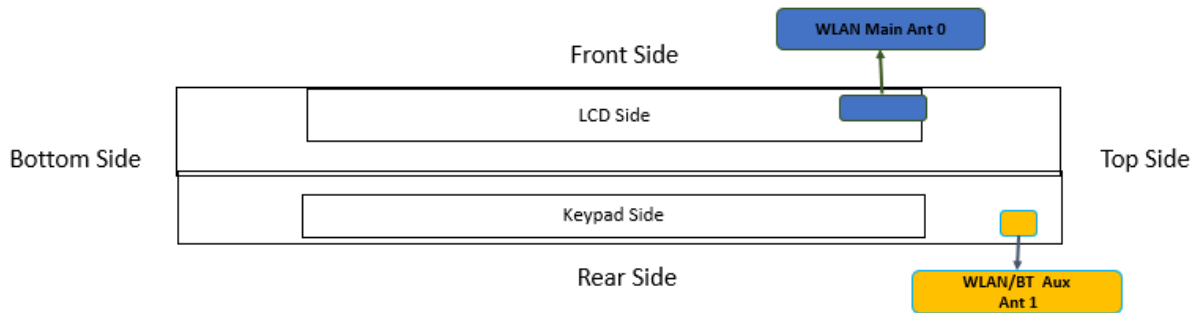
<CZ1204CM2, CZ1204FM2>

<Front Face View> Tablet



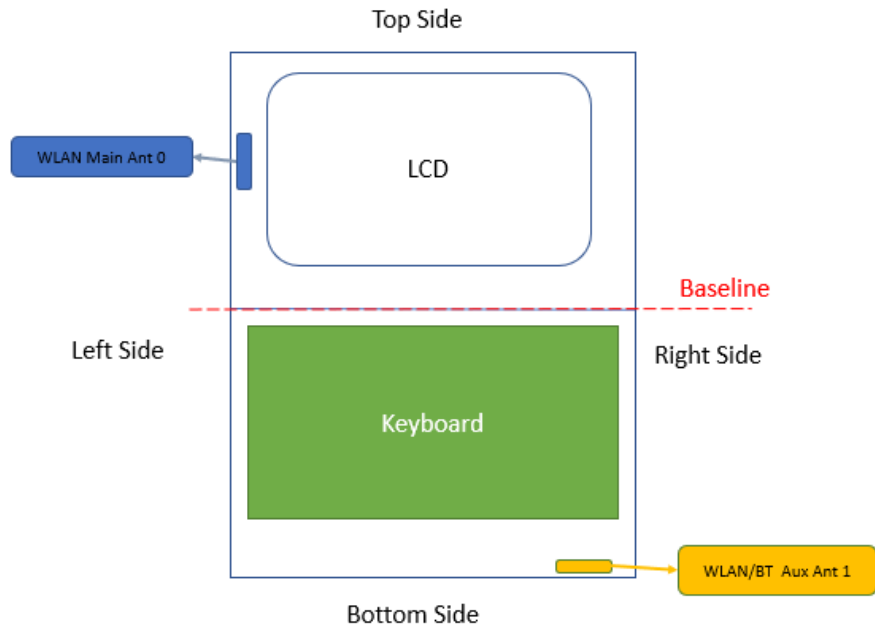
Antenna	To Top Side (mm)	To Bottom Side (mm)	To Left Side (mm)	To Right Side (mm)
WLAN Main Ant 0	57.00	114.00	1.79	286.50
WLAN Aux Ant 1	56.22	5.00	244.50	17.60

<Right Side View> Convertible PC Tablet Mode



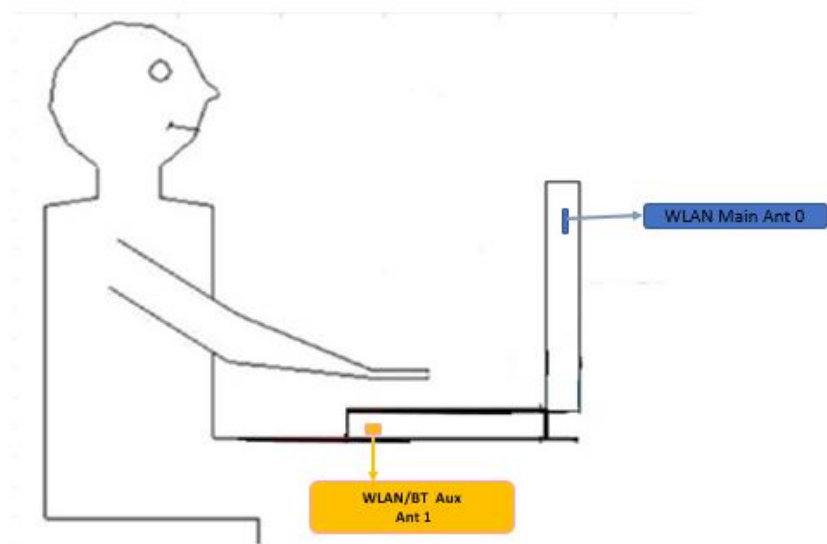
Antenna	To Front Side (mm)	To Rear Side (mm)
WLAN Main Ant 0	6.20	18.51
WLAN/BT Aux Ant 1	20.15	5.45

<Front Face View> Laptop Mode (180°)



Antenna	To Top/Bottom Side	To Baseline	To Left Side	To Right Side
	(mm)	(mm)	(mm)	(mm)
WLAN Main Ant 0	57.00	114.00	1.79	286.50
WLAN/BT Aux Ant 1	5.00	201.00	244.50	17.60

<Right Side View> Laptop Mode(90°)



Antenna	Rear Face
	(mm)
WLAN Main Ant 0	125.00
WLAN/BT Aux Ant 1	10.85

**<CZ1104CM2, CZ1104FM2>**

*Testing Setup for Body, Back of Display Screen at 0 mm*



*Testing Setup for Body, Bottom of Laptop at 0 mm*



*Testing Setup for Body, Front Side of Laptop at 0 mm*



*Testing Setup for Body, Rear Face at 0 mm*



*Testing Setup for Body, Top Side at 0 mm*



*Testing Setup for Body, Right Side at 0 mm*



*Testing Setup for Body, Bottom Side at 0 mm*



*Testing Setup for Body, Left Side at 0 mm*



**<CZ1204CM2, CZ1204FM2>**

*Testing Setup for Body, Back of Display Screen at 25 mm*



*Testing Setup for Body, Bottom of Laptop at 0 mm*



*Testing Setup for Body, Front Side of Laptop at 0 mm*



*Testing Setup for Body, Rear Face at 0 mm*



*Testing Setup for Body, Top Side at 0 mm*



*Testing Setup for Body, Right Side at 0 mm*



*Testing Setup for Body, Bottom Side at 0 mm*



*Testing Setup for Body, Left Side at 0 mm*

