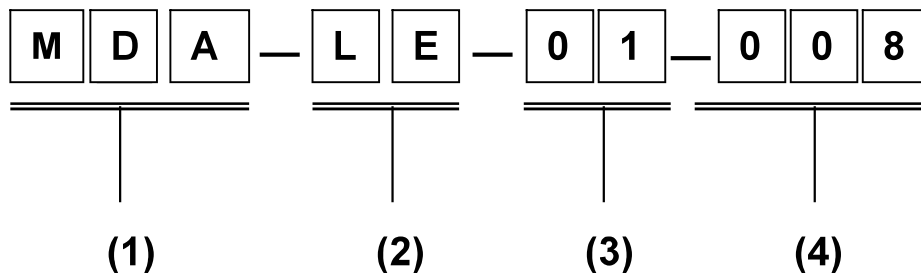


Embedded Multi-Band Wi-Fi Antenna for MDA-LE-01-008

1. Explanation of part number :



- (1) Product type/Material : Wireless Antenna/ Holder+LDS
- (2) Frequency/Band code : 2400~2500 ; 5150~5850MHz ; 5925~7125 MHz
- (3) Coaxial Cable Type : White Cable
- (4) Suffix : 008

2. Electrical Specification :

Ant. Part Number (main & aux parts)	Type	Highest Peak Gain with Cable Loss (dBi)		Cable loss (dB)		Connector Type	Cable length	Laptop/ Host Model
		2400~2500 MHz	5150~7125 MHz	2400~2500 MHz	5150~7125 MHz			
INPAQ P/N: MDA-LE-01-008 ASUS P/N: 14008-05620300 (Aux)	PIFA	-0.44	4.39	1.08	1.66	I-PEX MHF-4L	450 mm	UM3504

Antenna Type	PIFA Antenna For WIFI 802.11a/b/g/n/ax	
Connector Type	I-PEX MHF-4L Connector 20565-001R-13	
Cable Type	OD 1.13 Low Loss RF Cable	
Impedance	50Ω	
Polarization	Linear	
Radiation Pattern	Omni-directional	
Frequency Range	WLAN 802.11a/b/g/n	2.4~2.5GHz & 5.15~7.125 GHz
Operation Temperature	-10°C ~+55°C	
Storage Temperature	-30°C ~+75°C	
Return Loss	≤ -10dB	
Max Power	1W	

UNLESS OTHER SPECIFIED TOLERANCES ON :

X=± X.X=± X.XX=±
 ANGLES=± HOLEDIA=±



INPAQ TECHNOLOGY CO., LTD.

SCALE : N/A

UNIT : mm

DRAWN BY:周敬晨

CHECKED BY:鄭榮謀

DESIGNED BY:吳承憲

APPROVED BY:張建焜

THIS DRAWINGS AND SPECIFICATIONS ARE THE PROPERTY OF INPAQ TECHNOLOGY CO.,LTD.AND SHALL NOT BE REPRODUCED OR USED AS THE BASIS FOR THE MANUFACTURE OR SALE OF APPARATUS OR DEVICES WITHOUT PERMISSION

TITLE : Embedded Multi-Band Antenna for
MDA-LE-01-008

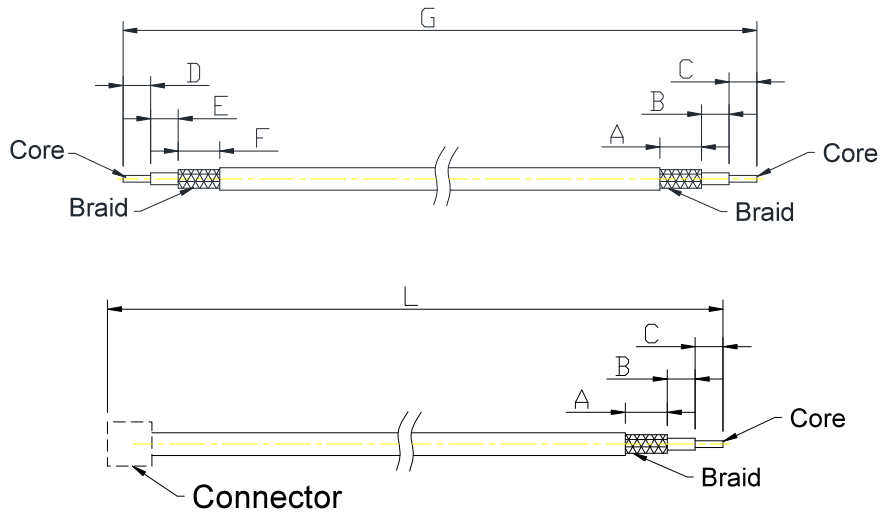
DOCUMENT
NO.

ENS000175710

SPEC REV.
P1

5. RF Connector :

5-1 Cable Dimension :



Connector : I-PEX MHF-4L ; Cable : RF Cable ϕ 1.13 Low Loss(White)

L : 460.5 \pm 2.0

D : 1.00 \pm 0.1

A : 3.0 \pm 0.5(沾錫)

E : 0.72 \pm 0.1

B : 1.0 \pm 0.5

F : 1.15 \pm 0.1

C : 0.5 \pm 0.5(沾錫)

G : 459.5 \pm 2.0

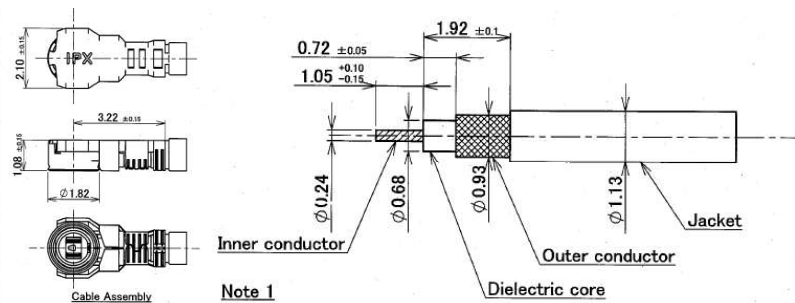
unit : mm

5-1.1 Electric SPEC :

短路/斷路測試 : (使用三用電表量測)

- 心線與 Braid wires 間不可短路。
- Connector 之 Ground 與線路另一端之 Braid wires 間不可斷路。
- Connector 之心線與線路另一端之心線間不可斷路。

5-1.2 Connector Appearance : I-PEX MHF-4L (此為示意圖)



UNLESS OTHER SPECIFIED TOLERANCES ON :

X=± X.X=± X.XX=±
 ANGLES=± HOLEDIA=±



INPAQ TECHNOLOGY CO., LTD.

SCALE : N/A

UNIT : mm

DRAWN BY:周敬晨

CHECKED BY:鄭榮謀

DESIGNED BY:吳承憲

APPROVED BY:張建焜

THIS DRAWINGS AND SPECIFICATIONS ARE THE PROPERTY OF INPAQ TECHNOLOGY CO.,LTD.AND SHALL NOT BE REPRODUCED OR USED AS THE BASIS FOR THE MANUFACTURE OR SALE OF APPARATUS OR DEVICES WITHOUT PERMISSION

TITLE : Embedded Multi-Band Antenna for
 MDA-LE-01-008

DOCUMENT NO.

ENS000175710

SPEC REV.
 P1

6. Electrical Specification :

Those specifications were specially defined for UM3504 model, and all characteristics were measured under the model's handset testing jig.

6-1. Frequency Band :

Frequency Band	MHz	MHz
Wi-Fi	2400~2500	5150~7125

6-2. Impedance :

50 ohm nominal

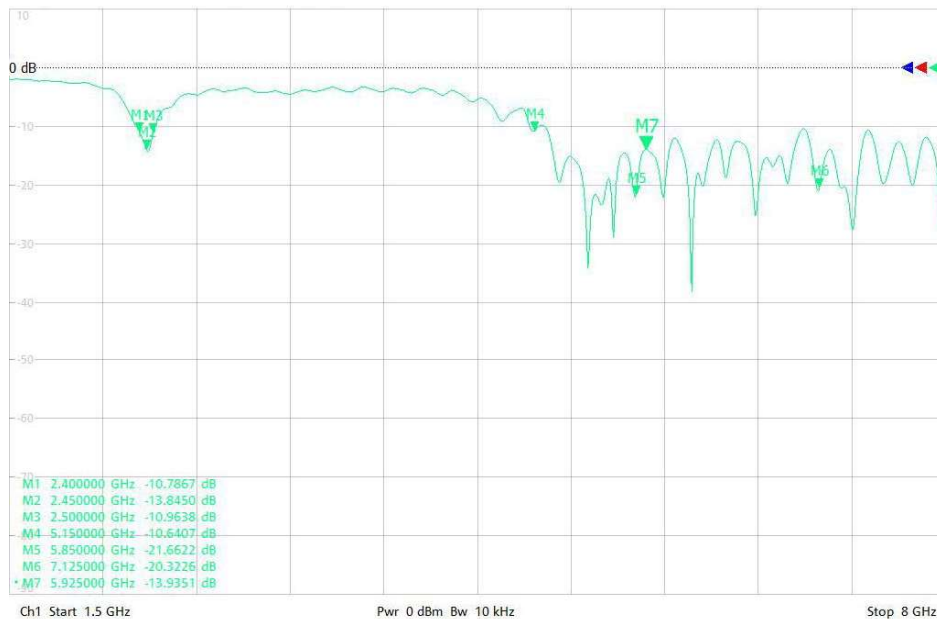
6-3. Matching circuit :

None

6-4. Return loss/VSWR :

Frequency(MHz)	2400	2500	5150	5850	7125
Aux S11	-10.78	-10.96	-10.64	-21.66	-20.32

Aux



UNLESS OTHER SPECIFIED TOLERANCES ON :

X=± X.X=± X.XX=±
 ANGLES=± HOLEDIA=±



INPAQ TECHNOLOGY CO., LTD.

SCALE : N/A

UNIT : mm

DRAWN BY:周敬晨

CHECKED BY:鄭榮謀

DESIGNED BY:吳承憲

APPROVED BY:張建焜

THIS DRAWINGS AND SPECIFICATIONS ARE THE PROPERTY OF INPAQ TECHNOLOGY CO.,LTD.AND SHALL NOT BE REPRODUCED OR USED AS THE BASIS FOR THE MANUFACTURE OR SALE OF APPARATUS OR DEVICES WITHOUT PERMISSION

TITLE : Embedded Multi-Band Antenna for
 MDA-LE-01-008

DOCUMENT NO.

ENS000175710

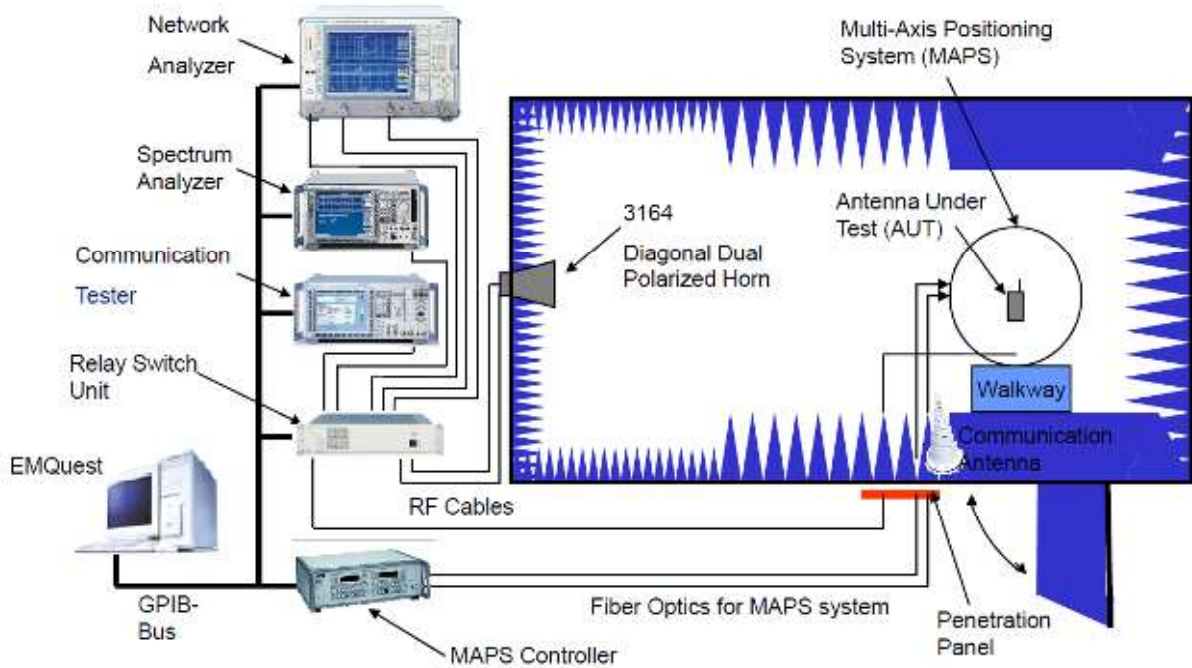
SPEC REV.
 P1

6-5 Gain and Radiation Pattern

6-5.1 Measure method

1. Using a low loss coaxial cable to link a standard handset jig
2. Fixed this handset jig on chamber's rotator plane
3. Linking jig into network analyzer port and using a probing horn antenna to collect data.
4. Using another standard gain horn antenna to calibrated those data

6-5.2 Chamber definition



1. An anechoic chamber (10mx3mx3m) which satisfied far-field condition was applied to avoid multi-path effect
2. The quiet room region is 50cmx50cmx50cm at the center of rotator
3. The distance between DUT and standard antenna is 9.14m
4. Two measurement antennas is 3164-06 (300MHz - 6GHz) and 3164-05 (2 - 18GHz)

UNLESS OTHER SPECIFIED TOLERANCES ON :

X=± X.X=± X.XX=±
 ANGLES=± HOLEDIA=±



INPAQ TECHNOLOGY CO., LTD.

SCALE : N/A

UNIT : mm

DRAWN BY:周敬晨

CHECKED BY:鄭榮謀

DESIGNED BY:吳承憲

APPROVED BY:張建焜

THIS DRAWINGS AND SPECIFICATIONS ARE THE PROPERTY OF INPAQ TECHNOLOGY CO.,LTD.AND SHALL NOT BE REPRODUCED OR USED AS THE BASIS FOR THE MANUFACTURE OR SALE OF APPARATUS OR DEVICES WITHOUT PERMISSION

TITLE : Embedded Multi-Band Antenna for
 MDA-LE-01-008

DOCUMENT NO.

ENS000175710

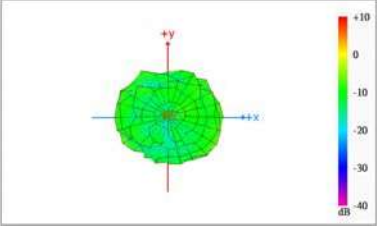
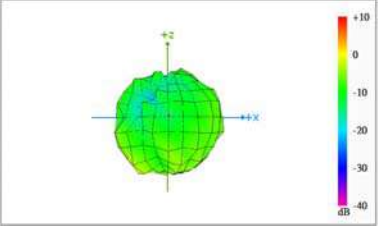
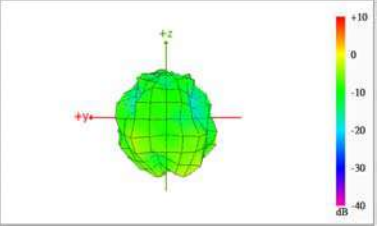
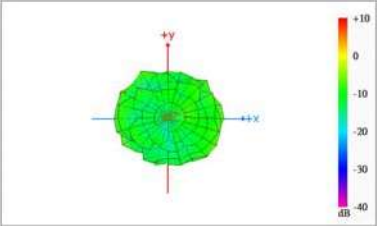
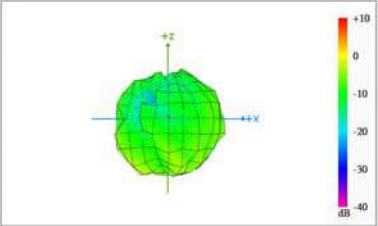
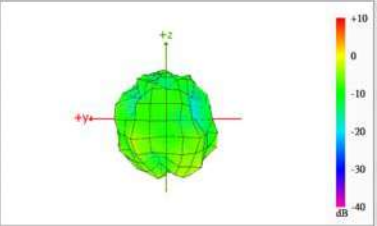
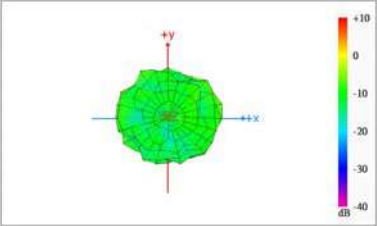
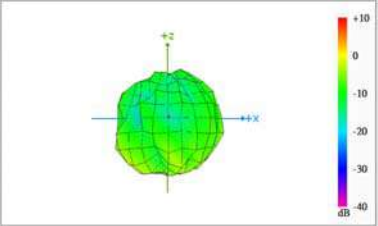
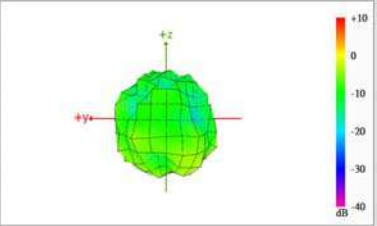
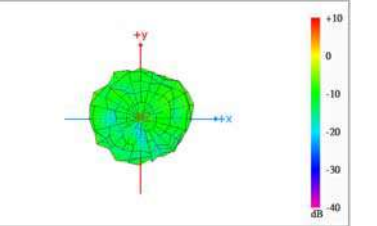
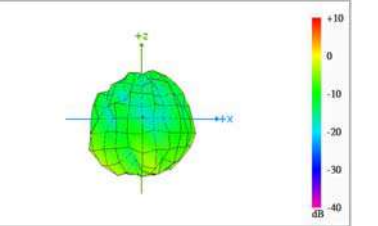
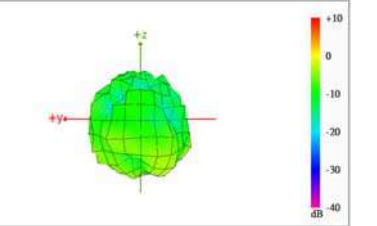
SPEC REV.
 P1

6-5.3 Gain data and radiation pattern

Antenna gain is marked (dBi) and is based on **STANDARD HORN** antenna. The data shows Peak-Gain and Average-Gain.

Aux Gain Data				
Freq. [unit: MHz]	Three-dimensional peak [dBi]	Average [dBi]	Efficiency [%]	Cable loss [dB]
2400	-0.44	-5.76	26.55	1.08
2412	-0.87	-5.58	27.67	1.08
2437	-1.23	-5.70	26.92	1.08
2462	-1.33	-5.79	26.36	1.08
2500	-0.88	-5.64	27.29	1.08
5150	3.08	-5.70	26.92	1.66
5250	3.41	-5.08	31.05	1.66
5350	3.20	-4.62	34.51	1.66
5470	3.43	-4.83	32.89	1.66
5600	3.48	-5.38	28.97	1.66
5725	3.51	-5.56	27.80	1.66
5785	4.05	-5.00	31.62	1.66
5850	4.39	-4.94	32.06	1.66
5895	4.22	-4.67	34.12	1.66
5925	4.09	-4.66	34.20	1.66
6125	3.54	-5.19	30.27	1.67
6425	2.68	-5.85	26.00	1.67
6525	2.90	-5.84	26.06	1.67
6725	1.82	-5.86	25.94	1.67
6875	1.36	-5.74	26.67	1.67
6925	2.10	-5.57	27.73	1.67
7125	2.44	-5.06	31.19	1.67

UNLESS OTHER SPECIFIED TOLERANCES ON :			INPAQ TECHNOLOGY CO., LTD.	
X=±	X.X=±			
ANGLES=±		HOLEDIA=±		
SCALE : N/A	UNIT : mm	THIS DRAWINGS AND SPECIFICATIONS ARE THE PROPERTY OF INPAQ TECHNOLOGY CO.,LTD.AND SHALL NOT BE REPRODUCED OR USED AS THE BASIS FOR THE MANUFACTURE OR SALE OF APPARATUS OR DEVICES WITHOUT PERMISSION		
DRAWN BY:周敬晨	CHECKED BY:鄭榮謀			
DESIGNED BY:吳承憲	APPROVED BY:張建焜			
TITLE : Embedded Multi-Band Antenna for MDA-LE-01-008		DOCUMENT NO.	ENS000175710	SPEC REV. P1

3D Radiation Pattern		
Aux		
XY-plane	XZ-plane	YZ-plane
		
Center Frequency		2400 MHz
Three-dimensional (dBi) peak		-0.44
XY-plane	XZ-plane	YZ-plane
		
Center Frequency		2412 MHz
Three-dimensional (dBi) peak		-0.87
XY-plane	XZ-plane	YZ-plane
		
Center Frequency		2437 MHz
Three-dimensional (dBi) peak		-1.23
XY-plane	XZ-plane	YZ-plane
		
Center Frequency		2462 MHz
Three-dimensional (dBi) peak		-1.33

UNLESS OTHER SPECIFIED TOLERANCES ON :

X=± X.X=± X.XX=±
 ANGLES=± HOLEDIA=±



INPAQ TECHNOLOGY CO., LTD.

SCALE : N/A

UNIT : mm

DRAWN BY:周敬晨

CHECKED BY:鄭榮謀

DESIGNED BY:吳承憲

APPROVED BY:張建焜

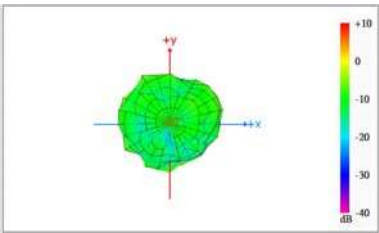
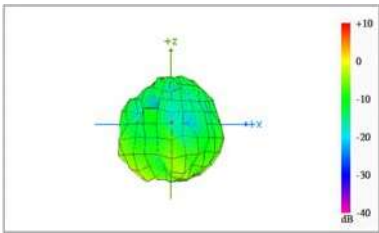
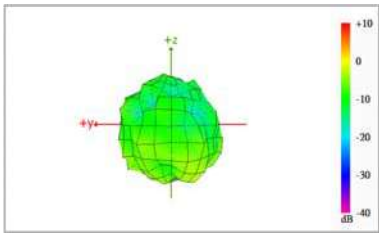
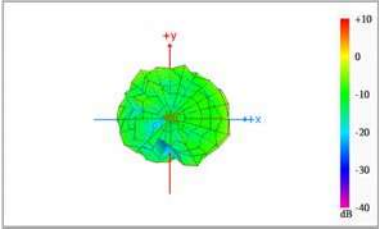
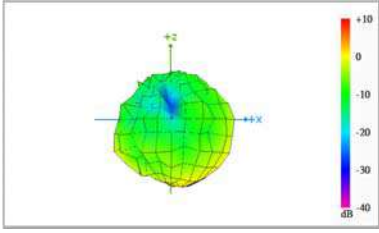
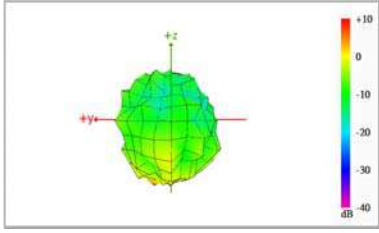
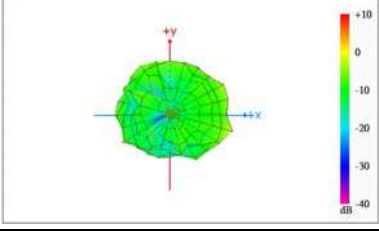
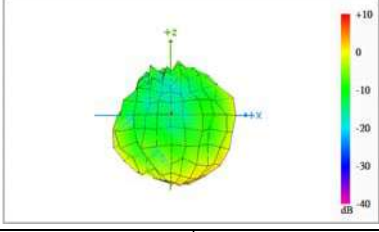
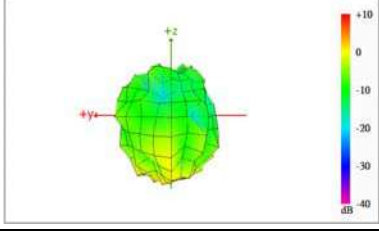
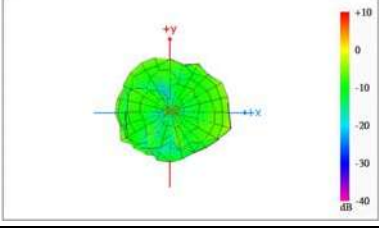
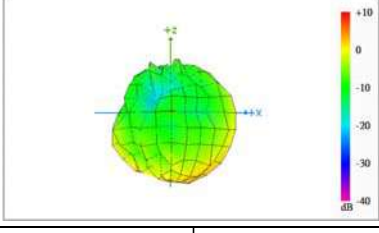
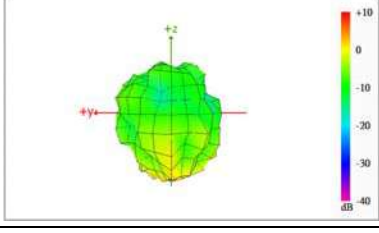
THIS DRAWINGS AND SPECIFICATIONS ARE THE PROPERTY OF INPAQ TECHNOLOGY CO.,LTD.AND SHALL NOT BE REPRODUCED OR USED AS THE BASIS FOR THE MANUFACTURE OR SALE OF APPARATUS OR DEVICES WITHOUT PERMISSION

**TITLE : Embedded Multi-Band Antenna for
MDA-LE-01-008**

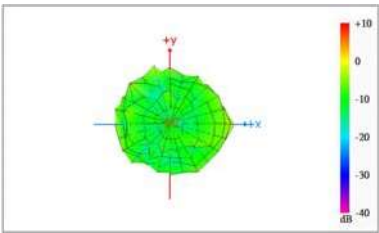
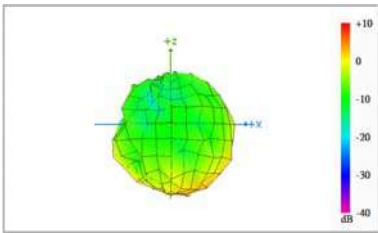
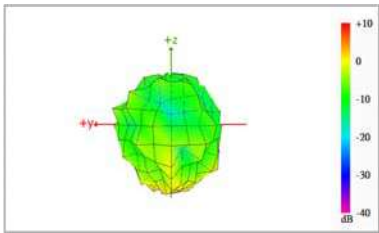
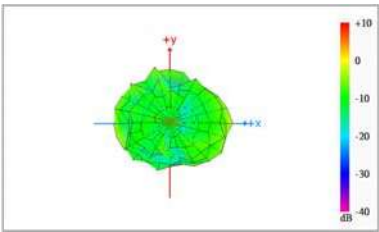
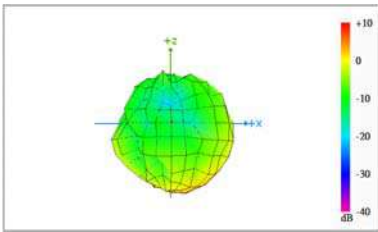
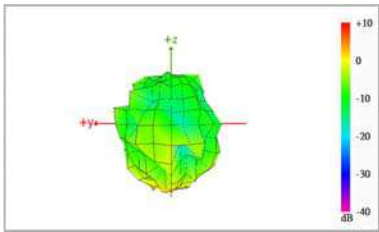
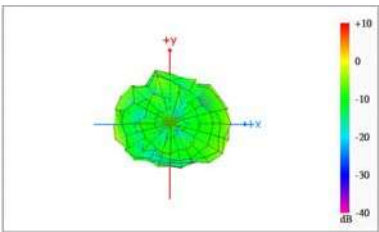
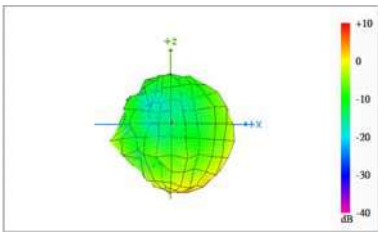
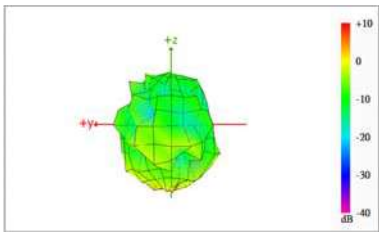
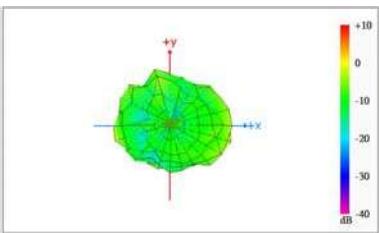
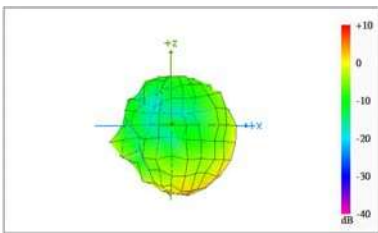
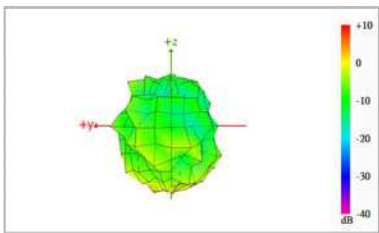
**DOCUMENT
NO.**

ENS000175710

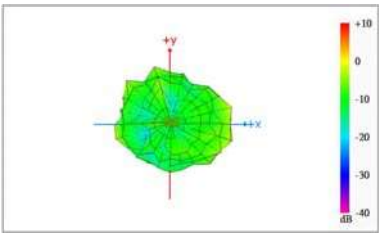
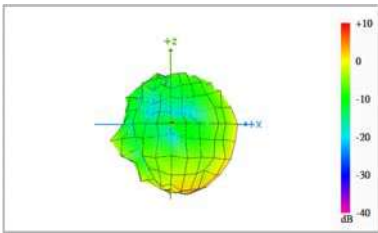
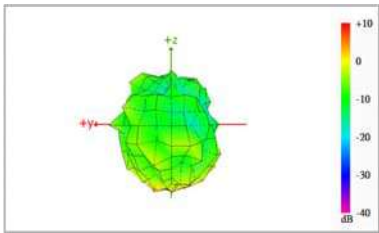
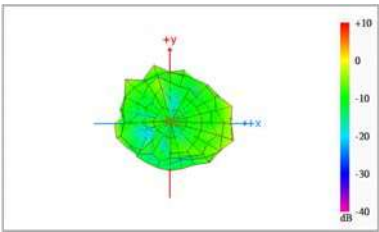
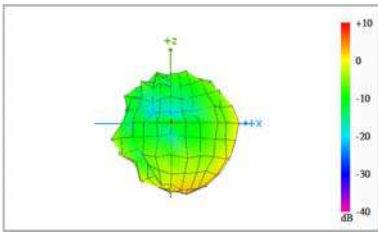
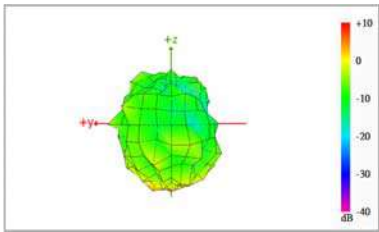
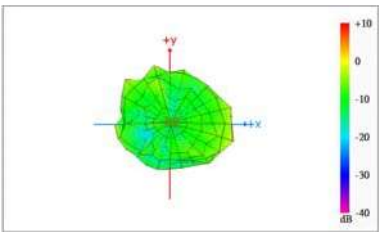
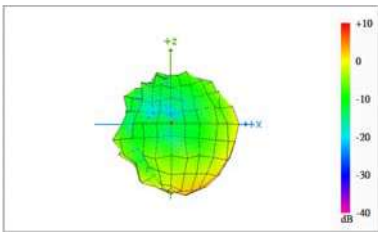
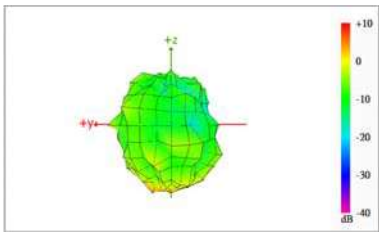
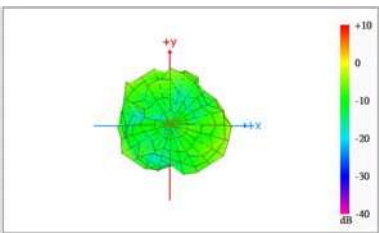
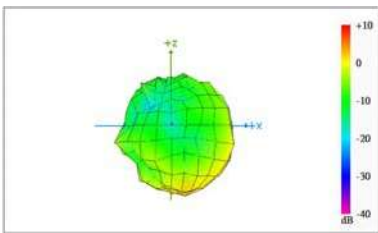
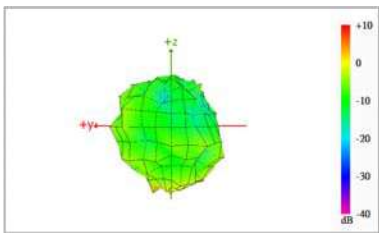
**SPEC REV.
P1**

3D Radiation Pattern		
XY-plane 	XZ-plane 	YZ-plane 
Center Frequency		2500 MHz
Three-dimensional (dBi) peak		-0.88
XY-plane 	XZ-plane 	YZ-plane 
Center Frequency		5150 MHz
Three-dimensional (dBi) peak		3.08
XY-plane 	XZ-plane 	YZ-plane 
Center Frequency		5250 MHz
Three-dimensional (dBi) peak		3.41
XY-plane 	XZ-plane 	YZ-plane 
Center Frequency		5350 MHz
Three-dimensional (dBi) peak		3.20

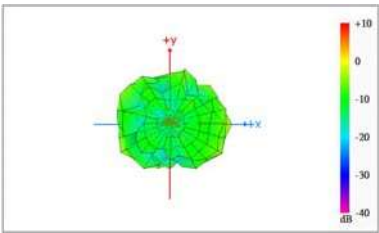
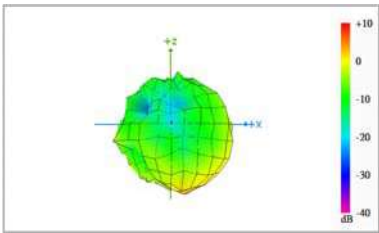
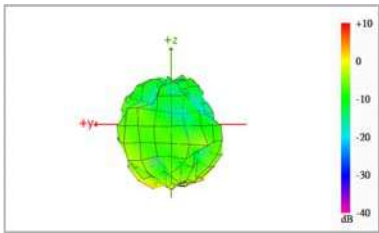
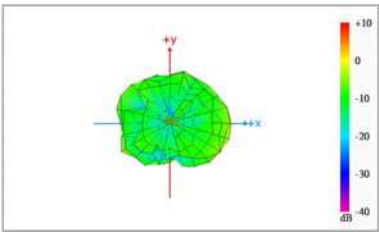
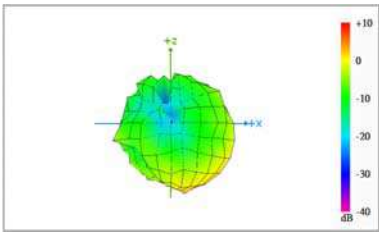
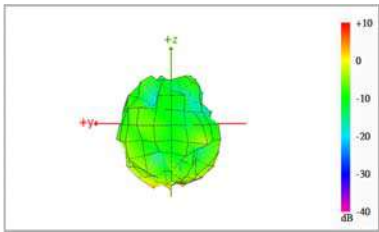
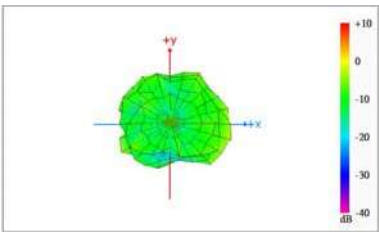
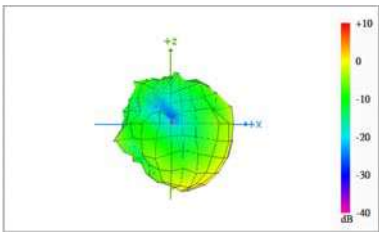
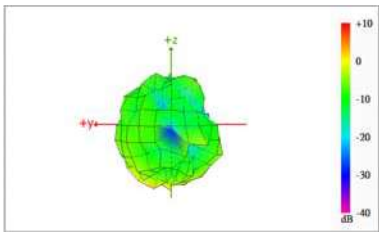
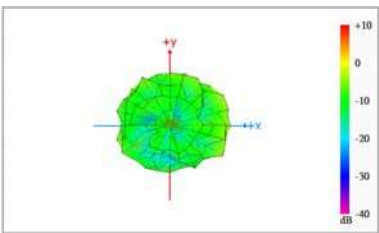
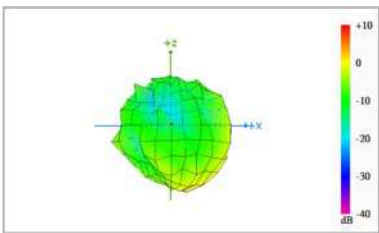
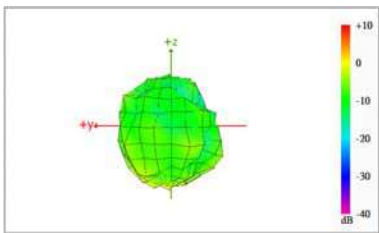
UNLESS OTHER SPECIFIED TOLERANCES ON : X=± X.X=± X.XX=± ANGLES=± HOLEDIA=±		 INPAQ TECHNOLOGY CO., LTD.
SCALE : N/A	UNIT : mm	
DRAWN BY:周敬晨	CHECKED BY:鄭榮謀	THIS DRAWINGS AND SPECIFICATIONS ARE THE PROPERTY OF INPAQ TECHNOLOGY CO.,LTD.AND SHALL NOT BE REPRODUCED OR USED AS THE BASIS FOR THE MANUFACTURE OR SALE OF APPARATUS OR DEVICES WITHOUT PERMISSION
DESIGNED BY:吳承憲	APPROVED BY:張建焜	
TITLE : Embedded Multi-Band Antenna for MDA-LE-01-008		DOCUMENT NO. ENS000175710
		SPEC REV. P1

3D Radiation Pattern		
XY-plane 	XZ-plane 	YZ-plane 
Center Frequency		5470 MHz
Three-dimensional (dBi) peak		3.43
XY-plane 	XZ-plane 	YZ-plane 
Center Frequency		5600 MHz
Three-dimensional (dBi) peak		3.48
XY-plane 	XZ-plane 	YZ-plane 
Center Frequency		5725 MHz
Three-dimensional (dBi) peak		3.51
XY-plane 	XZ-plane 	YZ-plane 
Center Frequency		5785 MHz
Three-dimensional (dBi) peak		4.05

UNLESS OTHER SPECIFIED TOLERANCES ON : X=± X.X=± X.XX=± ANGLES=± HOLEDIA=±		 INPAQ TECHNOLOGY CO., LTD.
SCALE : N/A	UNIT : mm	
DRAWN BY:周敬晨	CHECKED BY:鄭榮謀	THIS DRAWINGS AND SPECIFICATIONS ARE THE PROPERTY OF INPAQ TECHNOLOGY CO.,LTD.AND SHALL NOT BE REPRODUCED OR USED AS THE BASIS FOR THE MANUFACTURE OR SALE OF APPARATUS OR DEVICES WITHOUT PERMISSION
DESIGNED BY:吳承憲	APPROVED BY:張建焜	
TITLE : Embedded Multi-Band Antenna for MDA-LE-01-008		DOCUMENT NO. ENS000175710
		SPEC REV. P1

3D Radiation Pattern		
XY-plane 	XZ-plane 	YZ-plane 
Center Frequency		5850 MHz
Three-dimensional (dBi) peak		4.39
XY-plane 	XZ-plane 	YZ-plane 
Center Frequency		5895 MHz
Three-dimensional (dBi) peak		4.22
XY-plane 	XZ-plane 	YZ-plane 
Center Frequency		5925 MHz
Three-dimensional (dBi) peak		4.09
XY-plane 	XZ-plane 	YZ-plane 
Center Frequency		6125 MHz
Three-dimensional (dBi) peak		3.54

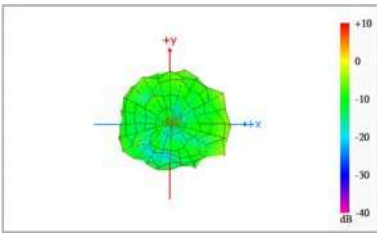
UNLESS OTHER SPECIFIED TOLERANCES ON : X=± X.X=± X.XX=± ANGLES=± HOLEDIA=±		 INPAQ TECHNOLOGY CO., LTD.
SCALE : N/A	UNIT : mm	THIS DRAWINGS AND SPECIFICATIONS ARE THE PROPERTY OF INPAQ TECHNOLOGY CO.,LTD.AND SHALL NOT BE REPRODUCED OR USED AS THE BASIS FOR THE MANUFACTURE OR SALE OF APPARATUS OR DEVICES WITHOUT PERMISSION
DRAWN BY:周敬晨	CHECKED BY:鄭榮謀	
DESIGNED BY:吳承憲	APPROVED BY:張建焜	
TITLE : Embedded Multi-Band Antenna for MDA-LE-01-008		DOCUMENT NO. ENS000175710
		SPEC REV. P1

3D Radiation Pattern		
<p>XY-plane</p> 	<p>XZ-plane</p> 	<p>YZ-plane</p> 
Center Frequency		6425 MHz
Three-dimensional (dBi) peak		2.68
<p>XY-plane</p> 	<p>XZ-plane</p> 	<p>YZ-plane</p> 
Center Frequency		6525 MHz
Three-dimensional (dBi) peak		2.90
<p>XY-plane</p> 	<p>XZ-plane</p> 	<p>YZ-plane</p> 
Center Frequency		6725 MHz
Three-dimensional (dBi) peak		1.82
<p>XY-plane</p> 	<p>XZ-plane</p> 	<p>YZ-plane</p> 
Center Frequency		6875 MHz
Three-dimensional (dBi) peak		1.36

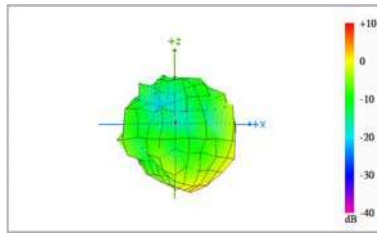
UNLESS OTHER SPECIFIED TOLERANCES ON : X=± X.X=± X.XX=± ANGLES=± HOLEDIA=±		 INPAQ TECHNOLOGY CO., LTD.
SCALE : N/A	UNIT : mm	THIS DRAWINGS AND SPECIFICATIONS ARE THE PROPERTY OF INPAQ TECHNOLOGY CO.,LTD.AND SHALL NOT BE REPRODUCED OR USED AS THE BASIS FOR THE MANUFACTURE OR SALE OF APPARATUS OR DEVICES WITHOUT PERMISSION
DRAWN BY:周敬晨	CHECKED BY:鄭榮謀	
DESIGNED BY:吳承憲	APPROVED BY:張建焜	
TITLE : Embedded Multi-Band Antenna for MDA-LE-01-008		DOCUMENT NO. ENS000175710
		SPEC REV. P1

3D Radiation Pattern

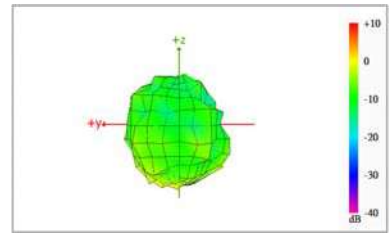
XY-plane



XZ-plane



YZ-plane



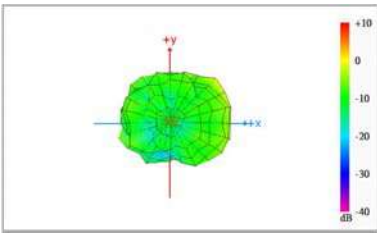
Center Frequency

6925 MHz

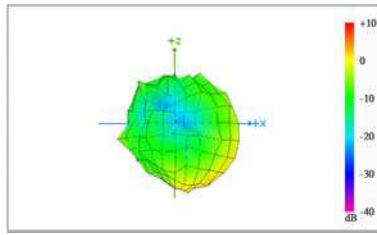
Three-dimensional (dBi) peak

2.10

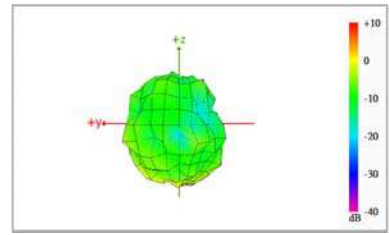
XY-plane



XZ-plane



YZ-plane



Center Frequency

7125 MHz

Three-dimensional (dBi) peak

2.44

UNLESS OTHER SPECIFIED TOLERANCES ON :

X=± X.X=± X.XX=±
 ANGLES=± HOLEDIA=±



INPAQ TECHNOLOGY CO., LTD.

SCALE : N/A

UNIT : mm

DRAWN BY:周敬晨

CHECKED BY:鄭榮謀

DESIGNED BY:吳承憲

APPROVED BY:張建焜

THIS DRAWINGS AND SPECIFICATIONS ARE THE PROPERTY OF INPAQ TECHNOLOGY CO.,LTD.AND SHALL NOT BE REPRODUCED OR USED AS THE BASIS FOR THE MANUFACTURE OR SALE OF APPARATUS OR DEVICES WITHOUT PERMISSION

TITLE : Embedded Multi-Band Antenna for
 MDA-LE-01-008

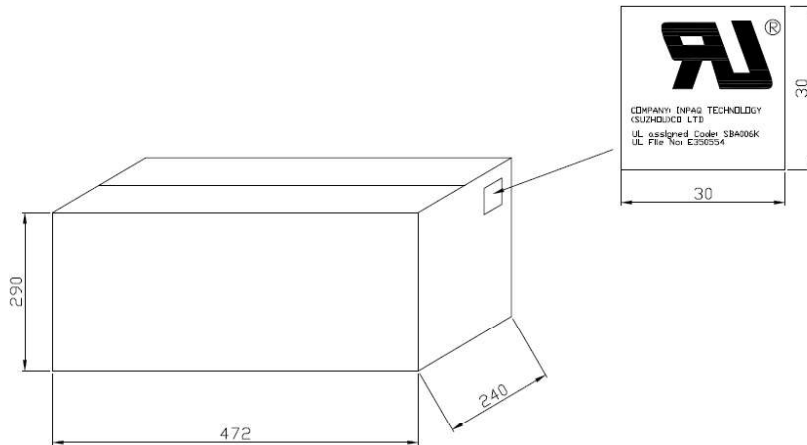
DOCUMENT
 NO.

ENS000175710

SPEC REV.
 P1

7. 外箱貼附 Cable 的 UL 標籤：

The appearance of cable UL label is according to drawing Figure 7-1-1



帶線材的產品出貨時皆需貼附此標籤

UNLESS OTHER SPECIFIED TOLERANCES ON : X=± X.X=± X.XX=± ANGLES=± HOLEDIA=±		 INPAQ TECHNOLOGY CO., LTD.
SCALE : N/A	UNIT : mm	
DRAWN BY:周敬晨	CHECKED BY:鄭榮謀	THIS DRAWINGS AND SPECIFICATIONS ARE THE PROPERTY OF INPAQ TECHNOLOGY CO.,LTD.AND SHALL NOT BE REPRODUCED OR USED AS THE BASIS FOR THE MANUFACTURE OR SALE OF APPARATUS OR DEVICES WITHOUT PERMISSION
DESIGNED BY:吳承憲	APPROVED BY:張建焜	
TITLE : Embedded Multi-Band Antenna for MDA-LE-01-008		DOCUMENT NO. ENS000175710
		SPEC REV. P1