

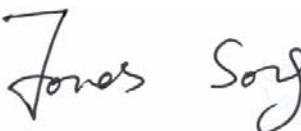
FCC RADIO TEST REPORT

Prepared For	ADESSO TECHNOLOGIES INC.
Product Name:	Bluetooth Wireless Keyboard
Trade Name:	N/A
Model Name :	WKB-1000BA
FCC ID:	RAKWKB-1000BA
Prepared By	DongGuan Precise Testing Service Co.,Ltd.
	Room 203-204, 2F, Xinye Building, No.67 Shijing,Guangzhang Road, Dongguan, China
Report No.	PTS2012121121F
Test Date:	Nov. 24 ~ Nov 30, 2012
Date of Report :	Dec. 04, 2012

VERIFICATION OF COMPLIANCE

Applicant:	ADESSO TECHNOLOGIES INC.
Address	Room 501,Block2,9 9th Gaoxin South Road,Vision Business Park ,Nanshan District,Shenzhen,China
Manufacturer Name:	ADESSO ELECTRONIC INC.
Address:	DaBanDi Industrial,DaNing Precinct,Humen,DongGuan,China
Product Description:	Bluetooth Wireless Keyboard
Brand Name:	N/A
Model Name:	WKB-1000BA, WKB-1000XY, WKB-1010XY, WKB-1020XY, WKB-1200XY, WKB-1300XY, WKB-1500XY, WKB-2000XY , WKB-4000XY, WKB-5000XY
Model difference:	All model are the same circuit and RF module, except the flash. All test base on WKB-1000BA
Test procedure	DA000705
Standards	FCC Part15.247

Prepared by :




Assistant

Reviewer :



Supervisor

Approved & Authorized Signer :



Jacky Ou / Manager

Table of Contents

	Page
1 . SUMMARY OF TEST RESULTS	5
1.1 TEST FACILITY	6
1.2 MEASUREMENT UNCERTAINTY	6
2 . GENERAL INFORMATION	7
2.1 GENERAL DESCRIPTION OF EUT	7
2.2 DESCRIPTION OF TEST MODES	9
2.3 TABLE OF PARAMETERS OF TEXT SOFTWARE SETTING	9
2.4 BLOCK DIGRAM SHOWING THE CONFIGURATION OF SYSTEM TESTED	10
2.5 DESCRIPTION OF SUPPORT UNITS(CONDUCTED MODE)	11
2.6 EQUIPMENTS LIST FOR ALL TEST ITEMS	12
3 . EMC EMISSION TEST	13
3.1 CONDUCTED EMISSION MEASUREMENT	13
3.1.1 POWER LINE CONDUCTED EMISSION LIMITS	13
3.1.2 TEST PROCEDURE	14
3.1.3 DEVIATION FROM TEST STANDARD	14
3.1.4 TEST SETUP	14
3.1.5 EUT OPERATING CONDITIONS	14
3.1.6 TEST RESULTS	15
3.2 RADIATED EMISSION MEASUREMENT	17
3.2.1 RADIATED EMISSION LIMITS	17
3.2.2 TEST PROCEDURE	18
3.2.3 DEVIATION FROM TEST STANDARD	18
3.2.4 TEST SETUP	19
3.2.5 EUT OPERATING CONDITIONS	20
3.2.6 TEST RESULTS (BELOW 30 MHZ)	21
3.2.7 TEST RESULTS (BETWEEN 30M – 1000 MHZ)	22
3.2.8 TEST RESULTS (ABOVE 1000 MHZ)	24
3.2.9 TEST RESULTS (RESTRICTED BANDS REQUIREMENTS)	42
4 . NUMBER OF HOPPING CHANNEL	54
4.1 APPLIED PROCEDURES / LIMIT	54
4.1.1 TEST PROCEDURE	54
4.1.2 DEVIATION FROM STANDARD	54
4.1.3 TEST SETUP	54
4.1.4 EUT OPERATION CONDITIONS	54

Table of Contents

	Page
4.1.5 TEST RESULTS	55
5 . AVERAGE TIME OF OCCUPANCY	56
5.1 APPLIED PROCEDURES / LIMIT	56
5.1.1 TEST PROCEDURE	56
5.1.2 DEVIATION FROM STANDARD	56
5.1.3 TEST SETUP	57
5.1.4 EUT OPERATION CONDITIONS	57
5.1.5 TEST RESULTS	58
6 . HOPPING CHANNEL SEPARATION MEASUREMENT	64
6.1 APPLIED PROCEDURES / LIMIT	64
6.1.1 TEST PROCEDURE	64
6.1.2 DEVIATION FROM STANDARD	64
6.1.3 TEST SETUP	64
6.1.4 EUT OPERATION CONDITIONS	64
6.1.5 TEST RESULTS	65
7 . BANDWIDTH TEST	71
7.1 APPLIED PROCEDURES / LIMIT	71
7.1.1 TEST PROCEDURE	71
7.1.2 DEVIATION FROM STANDARD	71
7.1.3 TEST SETUP	71
7.1.4 EUT OPERATION CONDITIONS	71
7.1.5 TEST RESULTS	72
8 . PEAK OUTPUT POWER TEST	78
8.1 APPLIED PROCEDURES / LIMIT	78
8.1.1 TEST PROCEDURE	78
8.1.2 DEVIATION FROM STANDARD	78
8.1.3 TEST SETUP	78
8.1.4 EUT OPERATION CONDITIONS	78
8.1.5 TEST RESULTS	79
9 . ANTENNA REQUIREMENT	85
9.1 STANDARD REQUIREMENT	85
9.2 EUT ANTENNA	85
10 . EUT TEST PHOTO	86
APPENDIX-PHOTOGRAPHS OF EUT CONSTRUCTIONAL DETAILS	

1. SUMMARY OF TEST RESULTS

Test procedures according to the technical standards:

FCC Part15 (15.247) , Subpart C			
Standard Section	Test Item	Judgment	Remark
15.207	Conducted Emission	PASS	
15.247(a)(1)	Hopping Channel Separation	PASS	
15.247(b)(1)	Peak Output Power	PASS	
15.247(c)	Radiated Spurious Emission	PASS	
15.247(a)(iii)	Number of Hopping Frequency	PASS	
15.247(a)(iii)	Dwell Time	PASS	
15.247(a)(1)	Bandwidth	PASS	
15.205	Band Edge Emission	PASS	
15.203	Antenna Requirement	PASS	

NOTE:

(1) "N/A" denotes test is not applicable in this Test Report

1.1 TEST FACILITY

NTEK Testing Technology Co., Ltd

Add. : 1/F, Building E, Fenda Science Park, Sanwei Community, Xixiang Street, Bao'an District, Shenzhen P.R. China.

FCC Registration No.:238937; IC Registration No.:9270A-1

1.2 MEASUREMENT UNCERTAINTY

The reported uncertainty of measurement $y \pm U$, where expanded uncertainty U is based on a standard uncertainty multiplied by a coverage factor of $k=2$, providing a level of confidence of approximately **95 %**.

No.	Item	Uncertainty
1	Conducted Emission Test	$\pm 1.38\text{dB}$
2	RF power,conducted	$\pm 0.16\text{dB}$
3	Spurious emissions,conducted	$\pm 0.21\text{dB}$
4	All emissions,radiated(<1G)	$\pm 4.68\text{dB}$
5	All emissions,radiated(>1G)	$\pm 4.89\text{dB}$
6	Temperature	$\pm 0.5^{\circ}\text{C}$
7	Humidity	$\pm 2\%$

2. GENERAL INFORMATION

2.1 GENERAL DESCRIPTION OF EUT

Equipment	Bluetooth Wireless Keyboard	
Trade Name	N/A	
Model Name	WKB-1000BA	
Serial Model	WKB-1000XY, WKB-1010XY, WKB-1020XY, WKB-1200XY, WKB-1300XY, WKB-1500XY, WKB-2000XY, WKB-4000XY, WKB-5000XY	
Model Difference	All model are the same circuit and RF module, except the flash. All test base on WKB-1000BA	
Product Description	The EUT is a Bluetooth Wireless Keyboard	
	Operation Frequency:	2402~2480 MHz
	Modulation Type:	BT(1Mbps): GFSK BT EDR(2Mbps): $\pi/4$ -DQPSK BT EDR(3Mbps): 8-DPSK
	Bit Rate of Transmitter	1Mbps/2Mbps/3Mbps
	Number Of Channel	79 CH
	Antenna Designation:	Please see Note 3.
	Output Power(Conducted):	BT(1Mbps): 3.202dBm BT EDR(2Mbps): 1.462dBm BT EDR(3Mbps): 0.562dBm
	Based on the application, features, or specification exhibited in User's Manual, the EUT is considered as an ITE/Computing Device. More details of EUT technical specification, please refer to the User's Manual.	
Channel List	Please refer to the Note 2.	
Adapter	N/A	
Battery	Rated Voltage:3.7V	
	Charge Limit:4.2V	

Note:

1. For a more detailed features description, please refer to the manufacturer's specifications or the User's Manual.

2.

Channel List					
Channel	Frequency (MHz)	Channel	Frequency (MHz)	Channel	Frequency (MHz)
00	2402	27	2429	54	2456
01	2403	28	2430	55	2457
02	2404	29	2431	56	2458
03	2405	30	2432	57	2459
04	2406	31	2433	58	2460
05	2407	32	2434	59	2461
06	2408	33	2435	60	2462
07	2409	34	2436	61	2463
08	2410	35	2437	62	2464
09	2411	36	2438	63	2465
10	2412	37	2439	64	2466
11	2413	38	2440	65	2467
12	2414	39	2441	66	2468
13	2415	40	2442	67	2469
14	2416	41	2443	68	2470
15	2417	42	2444	69	2471
16	2418	43	2445	70	2472
17	2419	44	2446	71	2473
18	2420	45	2447	72	2474
19	2421	46	2448	73	2475
20	2422	47	2449	74	2476
21	2423	48	2450	75	2477
22	2424	49	2451	76	2478
23	2425	50	2452	77	2479
24	2426	51	2453	78	2480
25	2427	52	2454		
26	2428	53	2455		

3.

Table for Filed Antenna

Ant	Brand	Model Name	Antenna Type	Connector	Gain (dBi)	NOTE
1	N/A	N/A	PCB Antenna	NA	1.87	BT Antenna

2.2 DESCRIPTION OF TEST MODES

To investigate the maximum EMI emission characteristics generates from EUT, the test system was pre-scanning tested base on the consideration of following EUT operation mode or test configuration mode which possible have effect on EMI emission level. Each of these EUT operation mode(s) or test configuration mode(s) mentioned above was evaluated respectively.

Pretest Mode	Description
Mode 1	CH00
Mode 2	CH39
Mode 3	CH78
Mode 4	Link Mode

For Conducted Emission	
Final Test Mode	Description
Mode 4	Link Mode

For Radiated Emission	
Final Test Mode	Description
Mode 1	CH00
Mode 2	CH39
Mode 3	CH78

Note:

- (1) The measurements are performed at the highest, middle, lowest available channels.
- (2) The EUT use new battery.
- (3)The data rate was set in 1Mbps for radiated emission due to the highest RF output power.

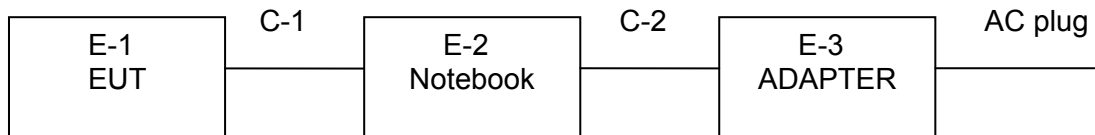
2.3 TABLE OF PARAMETERS OF TEXT SOFTWARE SETTING

During testing channel & power controlling software provided by the customer was used to control the operating channel as well as the output power level. The RF output power selection is for the setting of RF output power expected by the customer and is going to be fixed on the firmware of the final end product power parameters of FHSS

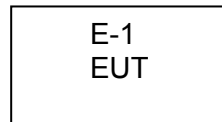
Test software Version	Test program: BCM20730		
Frequency	2402 MHz	2441 MHz	2480 MHz
Parameters(1/2/3Mbps)	DEF	DEF	DEF

2.4 BLOCK DIGRAM SHOWING THE CONFIGURATION OF SYSTEM TESTED

Conducted Emission Test



Radiated Spurious Emission Test



2.5 DESCRIPTION OF SUPPORT UNITS(CONDUCTED MODE)

The EUT has been tested as an independent unit together with other necessary accessories or support units. The following support units or accessories were used to form a representative test configuration during the tests.

Item	Equipment	Mfr/Brand	Model/Type No.	Series No.	Note
E-1	Bluetooth Wireless Keyboard	N/A	WKB-1000BA	N/A	EUT
E-2	Notebook	IBM	2366	N/A	
E-3	Adapter	IBM	08k8202	N/A	

Item	Shielded Type	Ferrite Core	Length	Note
C-1	No	No	120cm	USB Cable
C-2	No	No	100cm	DC Cable

Note:

- (1) The support equipment was authorized by Declaration of Confirmation.
- (2) For detachable type I/O cable should be specified the length in cm in 『Length』 column.
- (3) “YES” is means “shielded” “with core”; “NO” is means “unshielded” “without core”.

2.6 EQUIPMENTS LIST FOR ALL TEST ITEMS

Radiation Test equipment

Item	Kind of Equipment	Manufacturer	Type No.	Serial No.	Calibrated until	Calibration period
1	Spectrum Analyzer	Agilent	E4407B	160400005	Jul. 06. 2013	1 year
2	Test Receiver	R&S	ESPI	101318	Jul. 06. 2013	1 year
3	Bilog Antenna	TESEQ	CBL6111D	31216	Jul. 06. 2013	1 year
4	50Ω Coaxial Switch	Anritsu	MP59B	6200264416	Jul. 06. 2013	1 year
5	Spectrum Analyzer	ADVANTEST	R3132	150900201	Jul. 06. 2013	1 year
6	Horn Antenna	EM	EM-AH-10180	2011071402	Jul. 06. 2013	1 year
7	Horn Ant	Schwarzbeck	BBHA 9170	9170-181	Jul. 06. 2013	1 year
8	Amplifier	EM	EM-30180	060538	Jul. 06. 2013	1 year
9	Loop Antenna	ARA	PLA-1030/B	1029	Jul. 06. 2013	1 year
10	Power Meter	R&S	NRVS	100696	Jul. 06. 2013	1 year
11	Power Sensor	R&S	URV5-Z4	0395.1619.05	Jul. 06. 2013	1 year

Conduction Test equipment

Item	Kind of Equipment	Manufacturer	Type No.	Serial No.	Calibrated until	Calibration period
1	Test Receiver	R&S	ESCI	101160	Jul. 06. 2013	1 year
2	LISN	R&S	ENV216	101313	Jul. 06. 2013	1 year
3	LISN	EMCO	3816/2	00042990	Jul. 06. 2013	1 year
4	50Ω Coaxial Switch	Anritsu	MP59B	6200264417	Jul. 06. 2013	1 year
5	Passive Voltage Probe	R&S	ESH2-Z3	100196	Jul. 06. 2013	1 year
6	Absorbing clamp	R&S	MOS-21	100423	Jul. 06. 2013	1 year

3. EMC EMISSION TEST

3.1 CONDUCTED EMISSION MEASUREMENT

3.1.1 POWER LINE CONDUCTED EMISSION Limits (Frequency Range 150KHz-30MHz)

FREQUENCY (MHz)	Class A (dBuV)		Class B (dBuV)		Standard
	Quasi-peak	Average	Quasi-peak	Average	
0.15 -0.5	79.00	66.00	66 - 56 *	56 - 46 *	CISPR
0.50 -5.0	73.00	60.00	56.00	46.00	CISPR
5.0 -30.0	73.00	60.00	60.00	50.00	CISPR

0.15 -0.5	79.00	66.00	66 - 56 *	56 - 46 *	FCC
0.50 -5.0	73.00	60.00	56.00	46.00	FCC
5.0 -30.0	73.00	60.00	60.00	50.00	FCC

Note:

- (1) The tighter limit applies at the band edges.
- (2) The limit of " * " marked band means the limitation decreases linearly with the logarithm of the frequency in the range.

The following table is the setting of the receiver

Receiver Parameters	Setting
Attenuation	10 dB
Start Frequency	0.15 MHz
Stop Frequency	30 MHz
IF Bandwidth	9 kHz

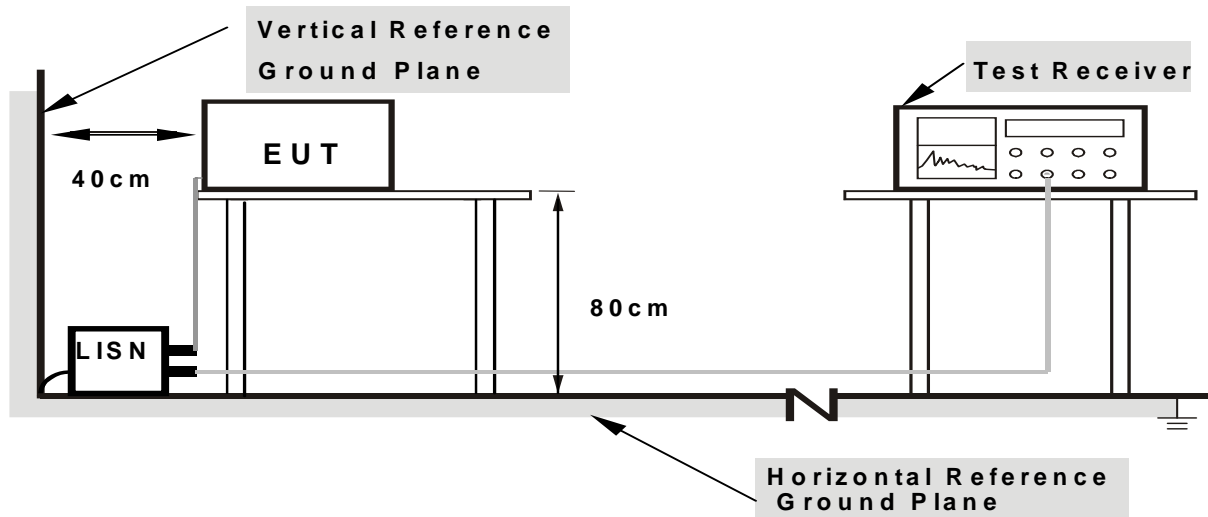
3.1.2 TEST PROCEDURE

- a. The EUT was placed 0.4 meters from the horizontal ground plane with EUT being connected to the power mains through a line impedance stabilization network (LISN). All other support equipments powered from additional LISN(s). The LISN provide 50 Ohm/ 50uH of coupling impedance for the measuring instrument.
- b. Interconnecting cables that hang closer than 40 cm to the ground plane shall be folded back and forth in the center forming a bundle 30 to 40 cm long.
- c. I/O cables that are not connected to a peripheral shall be bundled in the center. The end of the cable may be terminated, if required, using the correct terminating impedance. The overall length shall not exceed 1 m.
- d. LISN at least 80 cm from nearest part of EUT chassis.
- e. For the actual test configuration, please refer to the related Item –EUT Test Photos.

3.1.3 DEVIATION FROM TEST STANDARD

No deviation

3.1.4 TEST SETUP



Note: 1. Support units were connected to second LISN.

2. Both of LISNs (AMN) are 80 cm from EUT and at least 80 from other units and other metal planes

3.1.5 EUT OPERATING CONDITIONS

The EUT was configured for testing in a typical fashion (as a customer would normally use it). The EUT has been programmed to continuously transmit during test. This operating condition was tested and used to collect the included data.

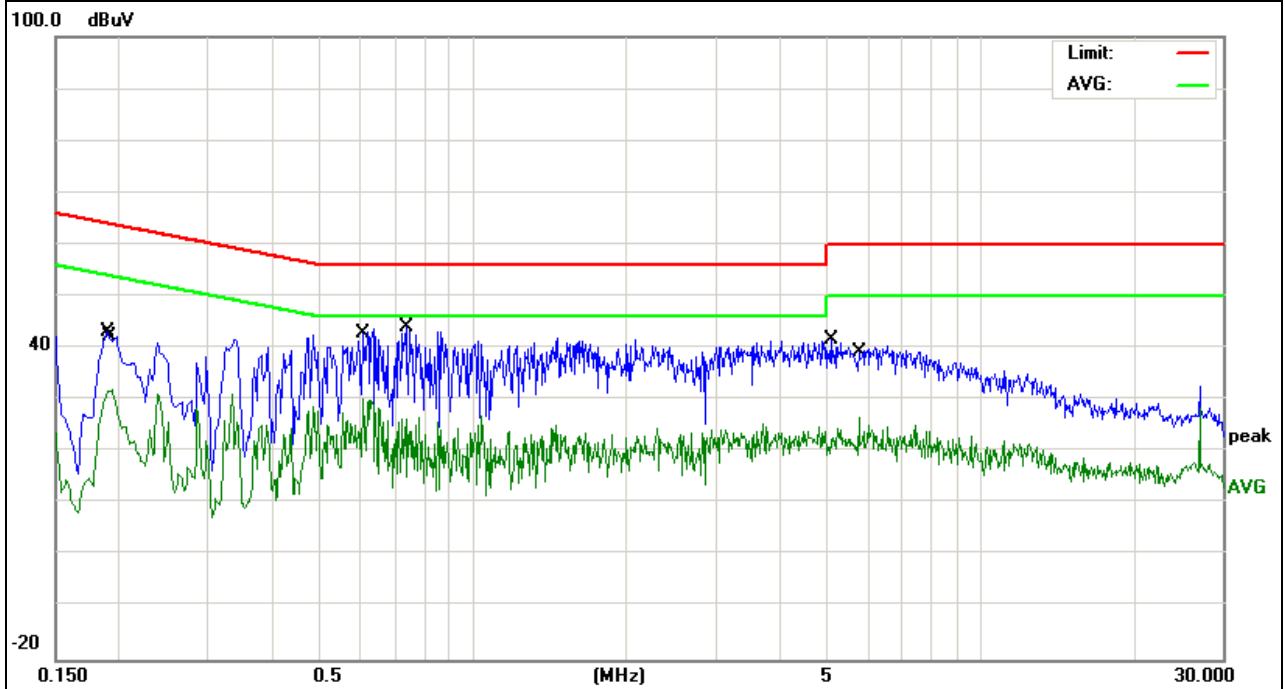
3.1.6 TEST RESULTS

EUT :	Bluetooth Wireless Keyboard	Model Name :	WKB-1000BA
Temperature :	26 °C	Relative Humidity :	54%
Pressure :	1010hPa	Phase :	L
Test Voltage :	DC 5.0V from adapter AC 120V/60Hz	Test Mode :	Mode 4

Frequency (MHz)	Reading Level (dBμV)	Correct Factor (dB)	Measure-ment (dBμV)	Limits (dBμV)	Margin (dB)	Detector Type
0.19	32.86	10.4	43.26	64.03	-20.77	QP
0.194	21.54	10.41	31.95	53.86	-21.91	AVG
0.6058	19.92	10.4	30.32	46	-15.68	AVG
0.7378	33.61	10.41	44.02	56	-11.98	QP
5.0579	30.91	10.67	41.58	60	-18.42	QP
5.7458	15.89	10.67	26.56	50	-23.44	AVG

Remark:

1. All readings are Quasi-Peak and Average values.
2. Factor = Insertion Loss + Cable Loss.

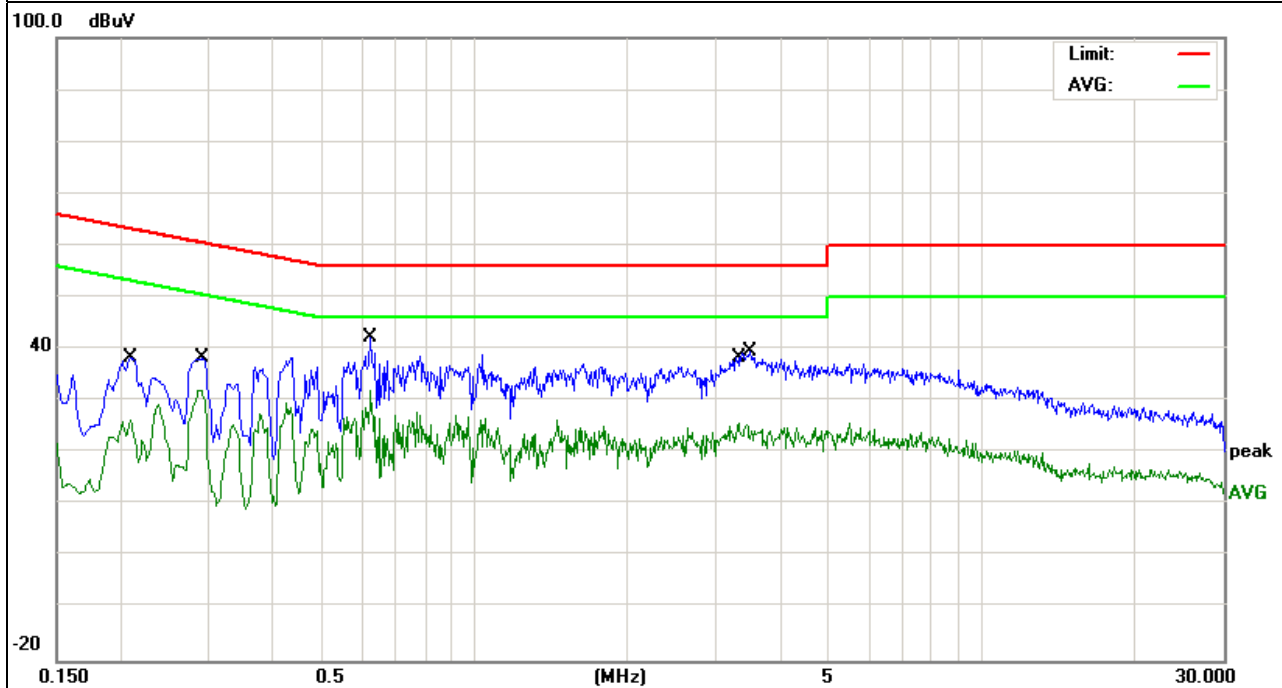


EUT :	Bluetooth Wireless Keyboard	Model Name :	WKB-1000BA
Temperature :	26 °C	Relative Humidity :	54%
Pressure :	1010hPa	Phase :	N
Test Voltage :	DC 5.0V from adapter AC 120V/60Hz	Test Mode :	Mode 4

Frequency (MHz)	Reading Level (dBμV)	Correct Factor (dB)	Measure-ment (dBμV)	Limits (dBμV)	Margin (dB)	Detector Type
0.2099	28.01	10.44	38.45	63.21	-24.76	QP
0.2859	21.65	10.43	32.08	50.64	-18.56	AVG
0.626	31.99	10.41	42.4	56	-13.6	QP
0.626	21.76	10.41	32.17	46	-13.83	AVG
3.322	15.15	10.53	25.68	46	-20.32	AVG
3.5019	28.89	10.6	39.49	56	-16.51	QP

Remark:

1. All readings are Quasi-Peak and Average values.
2. Factor = Insertion Loss + Cable Loss.



3.2 RADIATED EMISSION MEASUREMENT

3.2.1 RADIATED EMISSION LIMITS (Frequency Range 9kHz-1000MHz)

20dBc in any 100 kHz bandwidth outside the operating frequency band. In case the emission fall within the restricted band specified on 15.205(a), then the 15.209(a) limit in the table below has to be followed.

Frequencies (MHz)	Field Strength (microrvolts/meter)	Measurement Distance (meters)
0.009~0.490	2400/F(KHz)	300
0.490~1.705	24000/F(KHz)	30
1.705~30.0	30	30
30~88	100	3
88~216	150	3
216~960	200	3
Above 960	500	3

LIMITS OF RADIATED EMISSION MEASUREMENT (Above 1000MHz)

FREQUENCY (MHz)	Class A (dBuV/m) (at 3M)		Class B (dBuV/m) (at 3M)	
	PEAK	AVERAGE	PEAK	AVERAGE
Above 1000	80	60	74	54

Notes:

- (1) The limit for radiated test was performed according to FCC PART 15C.
- (2) The tighter limit applies at the band edges.
- (3) Emission level (dBuV/m)=20log Emission level (uV/m).

FREQUENCY RANGE OF RADIATED MEASUREMENT (For unintentional radiators)

Highest frequency generated or Upper frequency of measurement used in the device or on which the device operates or tunes (MHz)	Range (MHz)
Below 1.705	30
1.705 – 108	1000
108 – 500	2000
500 – 1000	5000
Above 1000	5 th harmonic of the highest frequency or 40 GHz, whichever is lower

Spectrum Parameter	Setting
Attenuation	Auto
Start Frequency	1000 MHz
Stop Frequency	10th carrier harmonic
RB / VB (emission in restricted band)	1 MHz / 1 MHz for Peak, 1 MHz / 10Hz for Average

Receiver Parameter	Setting
Attenuation	Auto
Start ~ Stop Frequency	9kHz~150kHz / RB 200Hz for QP
Start ~ Stop Frequency	150kHz~30MHz / RB 9kHz for QP
Start ~ Stop Frequency	30MHz~1000MHz / RB 120kHz for QP

3.2.2 TEST PROCEDURE

- a. The measuring distance of at 3 m shall be used for measurements at frequency up to 1GHz. For frequencies above 1GHz, any suitable measuring distance may be used.
- b. The EUT was placed on the top of a rotating table 0.8 meters above the ground at a 3 meter open area test site. The table was rotated 360 degrees to determine the position of the highest radiation.
- c. The height of the equipment or of the substitution antenna shall be 0.8 m; the height of the test antenna shall vary between 1 m to 4 m. Both horizontal and vertical polarizations of the antenna are set to make the measurement.
- d. The initial step in collecting conducted emission data is a spectrum analyzer peak detector mode pre-scanning the measurement frequency range. Significant peaks are then marked and then Quasi Peak detector mode re-measured.
- e. If the Peak Mode measured value compliance with and lower than Quasi Peak Mode Limit, the EUT shall be deemed to meet QP Limits and then no additional QP Mode measurement performed.
- f. For the actual test configuration, please refer to the related Item –EUT Test Photos.

Note:

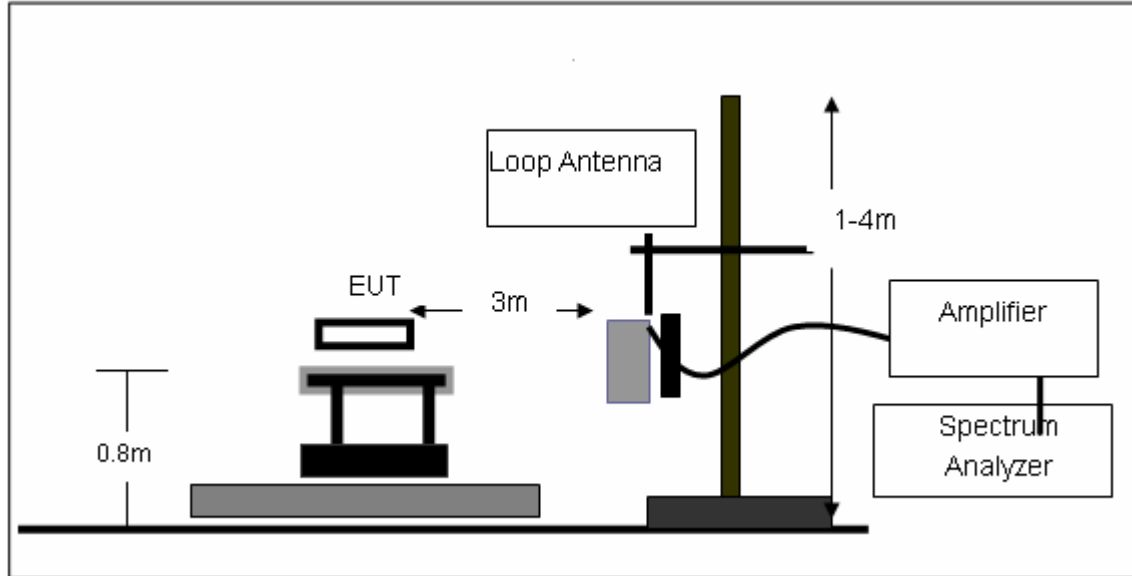
Both horizontal and vertical antenna polarities were tested and performed pretest to three orthogonal axis. The worst case emissions were reported

3.2.3 DEVIATION FROM TEST STANDARD

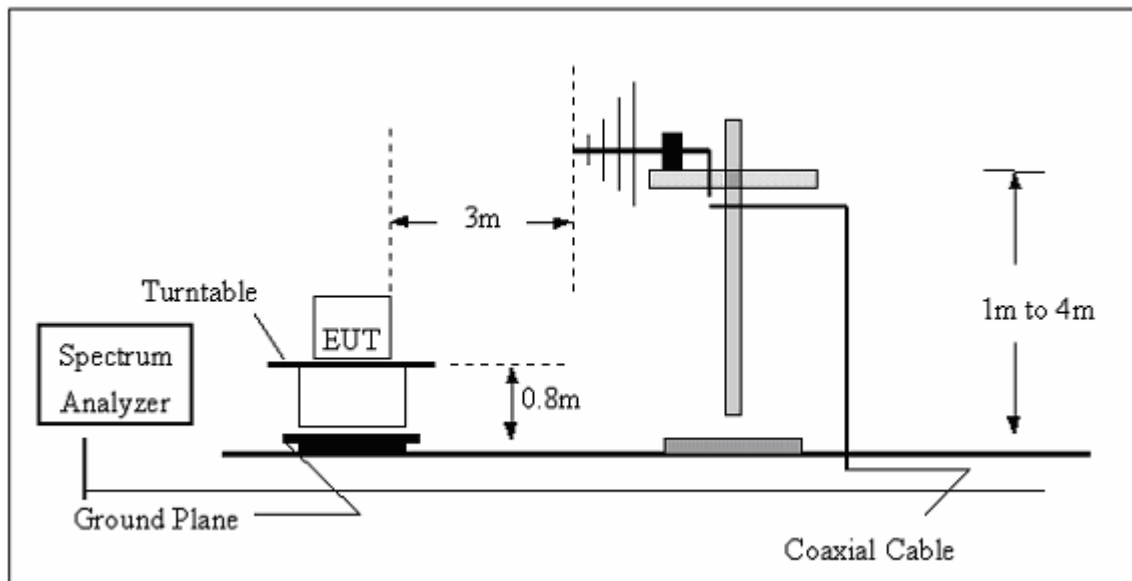
No deviation

3.2.4 TEST SETUP

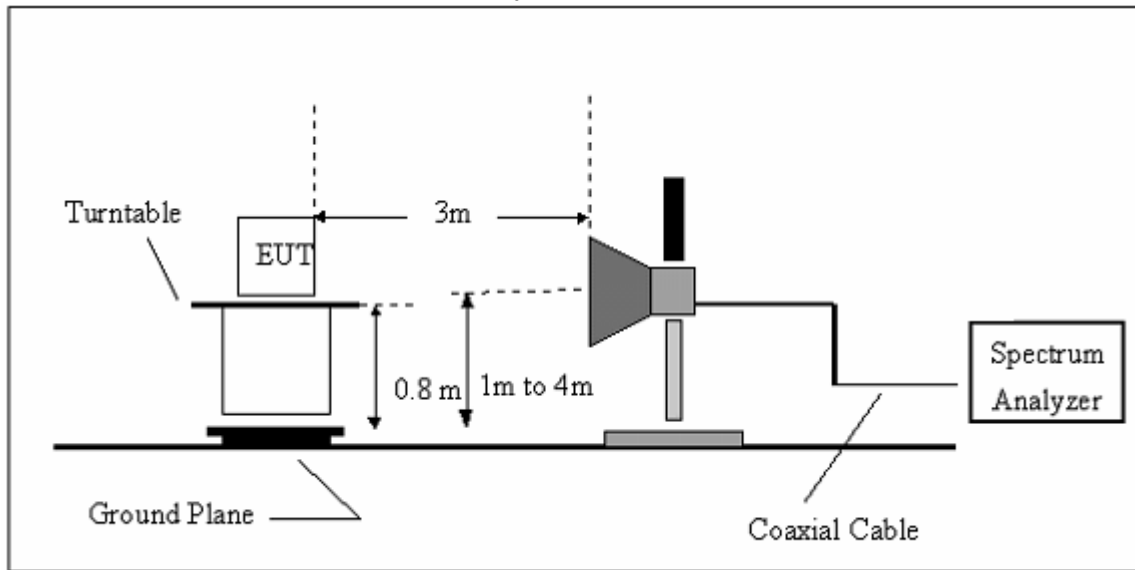
(A) Radiated Emission Test-Up Frequency Below 30MHz



(B) Radiated Emission Test-Up Frequency 30MHz~1GHz



(C) Radiated Emission Test-Up Frequency Above 1GHz



3.2.5 EUT OPERATING CONDITIONS

The EUT tested system was configured as the statements of 2.4 Unless otherwise a special operating condition is specified in the follows during the testing.

3.2.6 TEST RESULTS (BELOW 30 MHZ)

EUT :	Bluetooth Wireless Keyboard	Model Name :	WKB-1000BA
Temperature :	20 °C	Relative Humidity :	48%
Pressure :	1010 hPa	Polarization :	---
Test Voltage :	DC 3.7V by battery		
Test Mode :	TX		

Freq. (MHz)	Reading (dBuV/m)	Limit (dBuV/m)	Margin (dB)	State P/F
--	--	--	--	PASS
--	--	--	--	PASS

NOTE:

The amplitude of spurious emissions which are attenuated by more than 20dB below the permissible value has no need to be reported.

Distance extrapolation factor = $20 \log (\text{specific distance}/\text{test distance})(\text{dB})$;

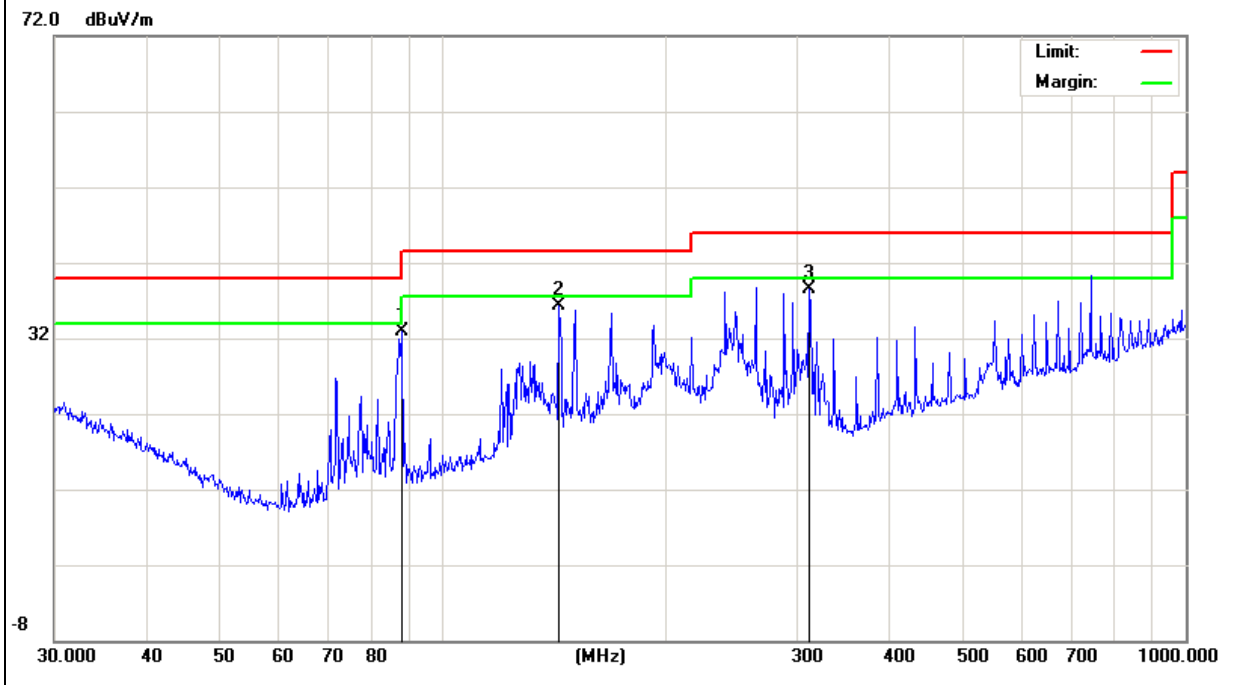
Limit line = specific limits(dBuv) + distance extrapolation factor.

3.2.7 TEST RESULTS (BETWEEN 30M – 1000 MHZ)

EUT :	Bluetooth Wireless Keyboard	Model Name :	WKB-1000BA
Temperature :	20 °C	Relative Humidity :	48%
Pressure :	1010 hPa	Polarization :	Horizontal
Test Voltage :	DC 3.7V by battery		
Test Mode :	TX		

Frequency (MHz)	Meter Reading (dBµV)	Factor (dB)	Emission Level (dBµV/m)	Limits (dBµV/m)	Margin (dB)	Detector Type
88.0327	23.92	9.08	33	43.5	-10.5	QP
143.3258	24.47	11.93	36.4	43.5	-7.1	QP
311.0867	23.89	14.61	38.5	46	-7.5	QP
88.0327	23.92	9.08	33	43.5	-10.5	QP

Remark:
 Factor = Antenna Factor + Cable Loss – Pre-amplifier.
 All interfaces was connected, and BT TX mode was link.

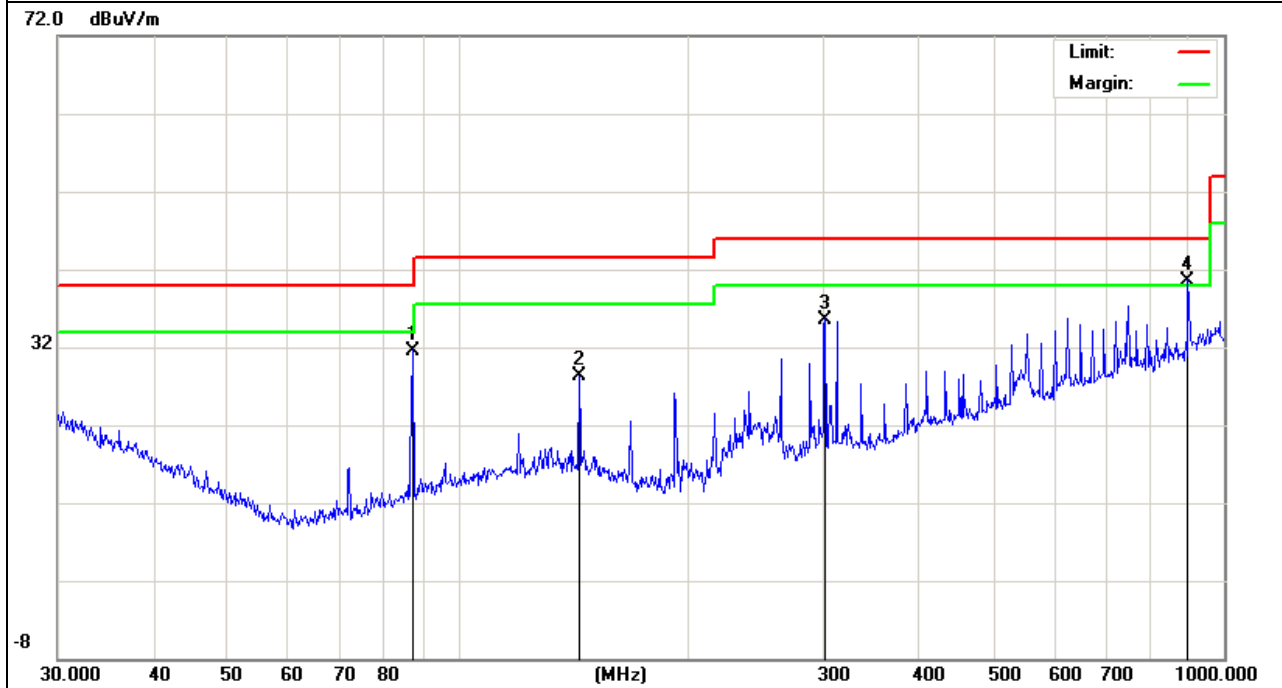


EUT :	Bluetooth Wireless Keyboard	Model Name :	WKB-1000BA
Temperature :	20 °C	Relative Humidity :	48%
Pressure :	1010 hPa	Polarization :	Vertical
Test Voltage :	DC 3.7V by battery		
Test Mode :	TX		

Frequency (MHz)	Meter Reading (dBμV)	Factor (dB)	Emission Level (dBμV/m)	Limits (dBμV/m)	Margin (dB)	Detector Type
87.4175	22.57	9.03	31.6	40	-8.4	QP
143.8292	16.41	11.93	28.34	43.5	-15.16	QP
301.4223	21.02	14.58	35.6	46	-10.4	QP
896.9963	15.01	25.59	40.6	46	-5.4	QP

Remark:

Factor = Antenna Factor + Cable Loss – Pre-amplifier.
 All interfaces was connected, and BT TX mode was link.

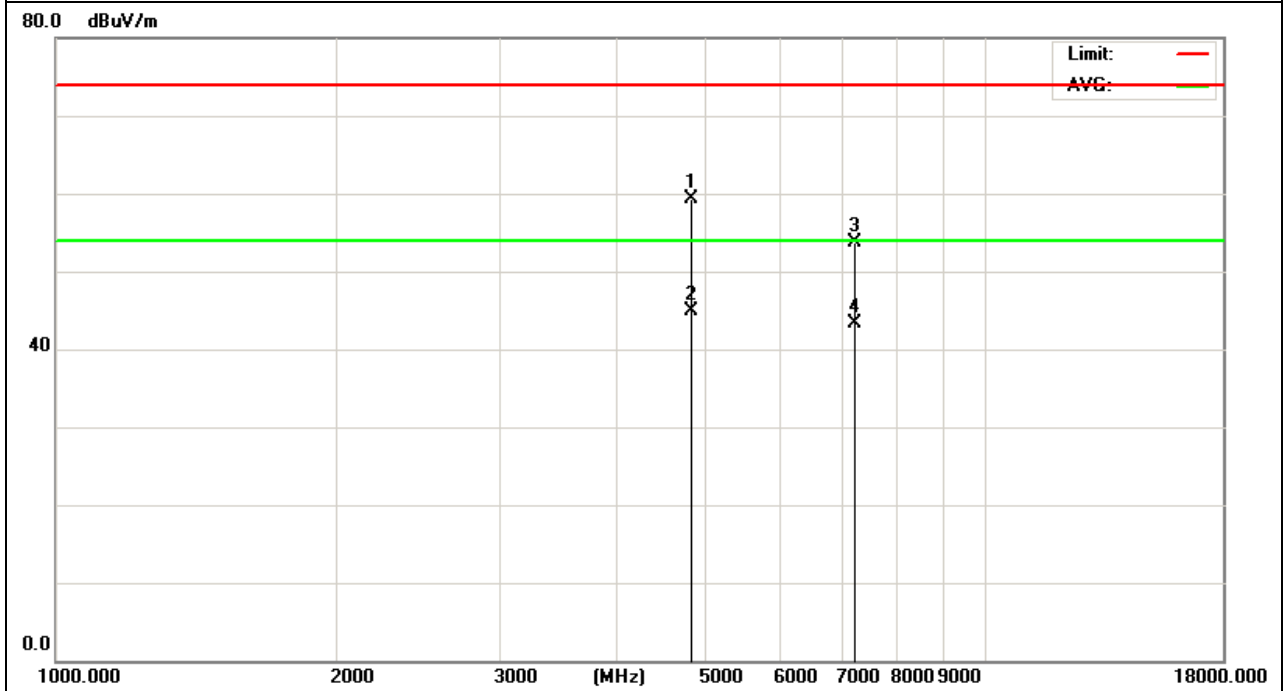


3.2.8 TEST RESULTS (ABOVE 1000 MHZ)

EUT :	Bluetooth Wireless Keyboard	Model Name :	WKB-1000BA
Temperature :	20 °C	Relative Humidity :	48%
Pressure :	1010 hPa	Test Voltage :	DC 3.7V
Test Mode :	TX 2402MHz – CH 00(1Mbps)	Polarization :	Horizontal

Frequency (MHz)	Meter Reading (dBµV)	Factor (dB)	Emission Level (dBµV/m)	Limits (dBµV/m)	Margin (dB)	Detector Type
4804.256	63.01	-3.64	59.37	74	-14.63	peak
4804.256	48.59	-3.64	44.95	54	-9.05	AVG
7206.117	54.57	-0.95	53.62	74	-20.38	peak
7206.117	44.28	-0.95	43.33	54	-10.67	AVG

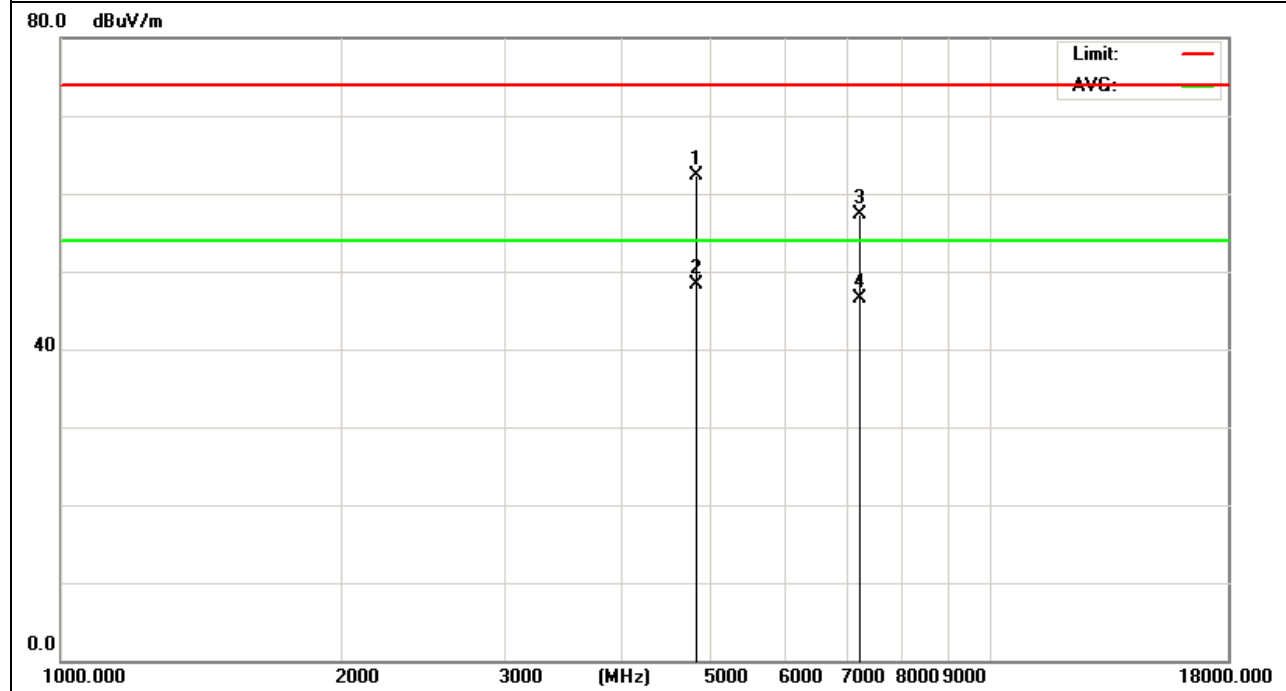
Remark:
 Factor = Antenna Factor + Cable Loss – Pre-amplifier.
 No emission detected above 18GHz



EUT :	Bluetooth Wireless Keyboard	Model Name :	WKB-1000BA
Temperature :	20 °C	Relative Humidity :	48%
Pressure :	1010 hPa	Test Voltage :	DC 3.7V
Test Mode :	TX 2402MHz – CH 00(1Mbps)	Polarization :	Vertical

Frequency (MHz)	Meter Reading (dBµV)	Factor (dB)	Emission Level (dBµV/m)	Limits (dBµV/m)	Margin (dB)	Detector Type
4804.132	65.91	-3.64	62.27	74	-11.73	peak
4804.132	51.97	-3.64	48.33	54	-5.67	AVG
7206.884	58.32	-0.96	57.36	74	-16.64	peak
7206.884	47.54	-0.96	46.58	54	-7.42	AVG

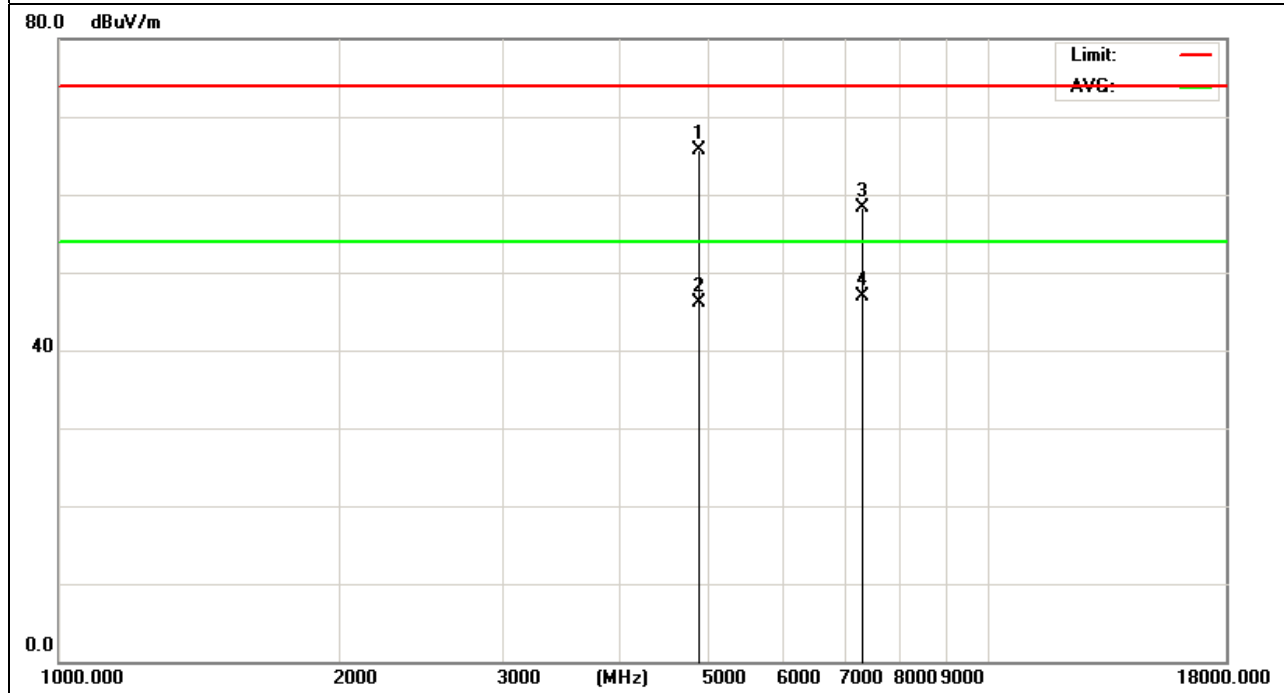
Remark:
 Factor = Antenna Factor + Cable Loss – Pre-amplifier.
 No emission detected above 18GHz



EUT :	Bluetooth Wireless Keyboard	Model Name :	WKB-1000BA
Temperature :	20 °C	Relative Humidity :	48%
Pressure :	1010 hPa	Test Voltage :	DC 3.7V
Test Mode :	TX 2441MHz – CH 39(1Mbps)	Polarization :	Vertical

Frequency (MHz)	Meter Reading (dBμV)	Factor (dB)	Emission Level (dBμV/m)	Limits (dBμV/m)	Margin (dB)	Detector Type
4882.625	69.47	-3.67	65.8	74	-8.2	peak
4882.625	49.74	-3.67	46.07	54	-7.93	AVG
7323.547	59.21	-0.82	58.39	74	-15.61	peak
7323.547	47.68	-0.82	46.86	54	-7.14	AVG

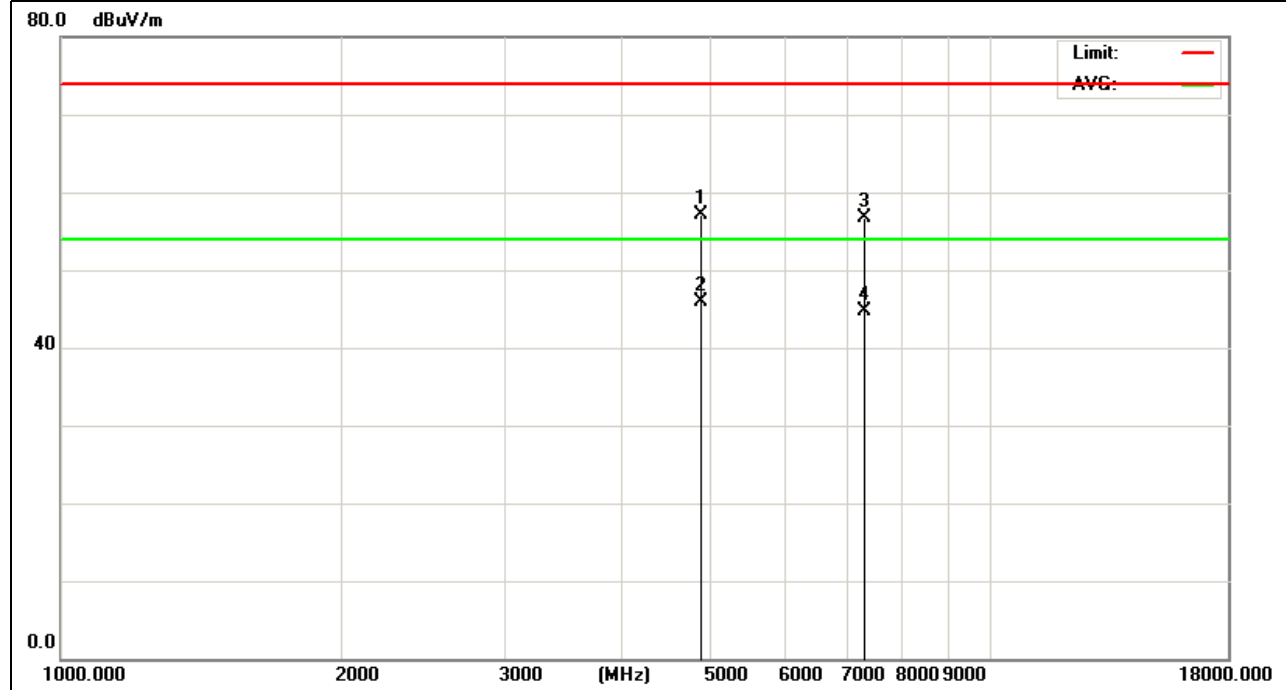
Remark:
 Factor = Antenna Factor + Cable Loss – Pre-amplifier.
 No emission detected above 18GHz



EUT :	Bluetooth Wireless Keyboard	Model Name :	WKB-1000BA
Temperature :	20 °C	Relative Humidity :	48%
Pressure :	1010 hPa	Test Voltage :	DC 3.7V
Test Mode :	TX 2441MHz – CH 39(1Mbps)	Polarization :	Horizontal

Frequency (MHz)	Meter Reading (dBµV)	Factor (dB)	Emission Level (dBµV/m)	Limits (dBµV/m)	Margin (dB)	Detector Type
4882.223	60.7	-3.67	57.03	74	-16.97	peak
4882.223	49.55	-3.67	45.88	54	-8.12	AVG
7323.153	57.57	-0.82	56.75	74	-17.25	peak
7323.153	45.45	-0.82	44.63	54	-9.37	AVG

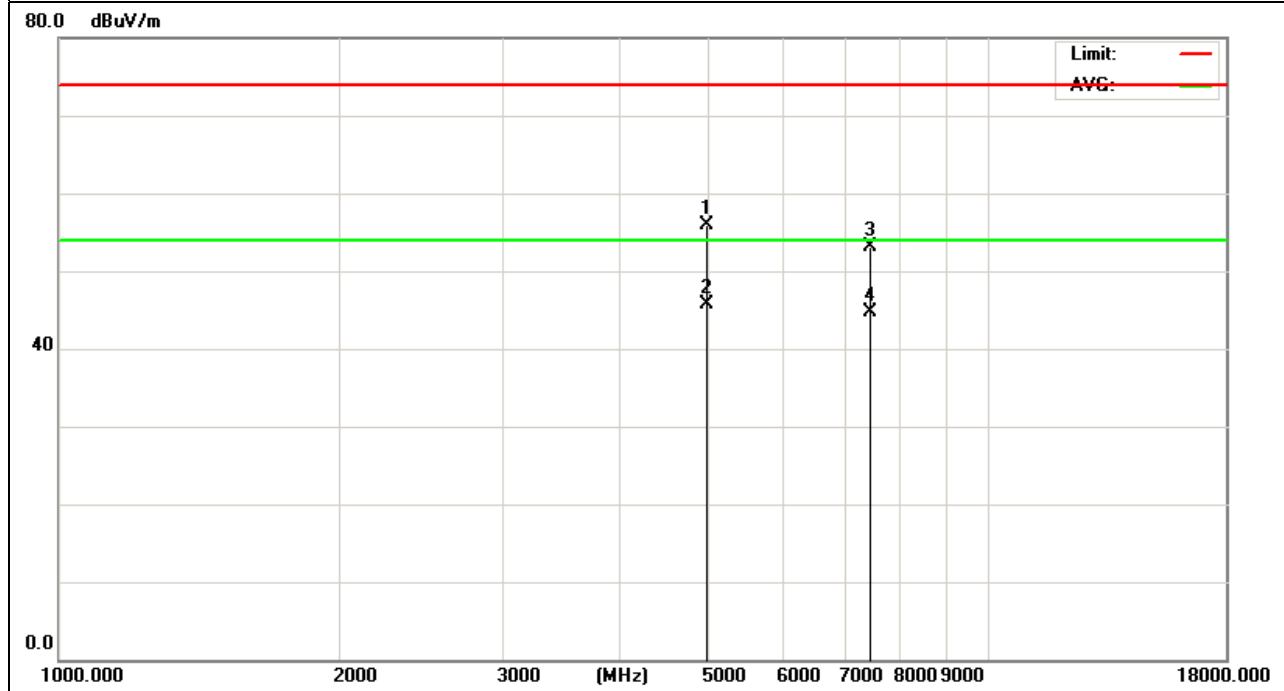
Remark:
 Factor = Antenna Factor + Cable Loss – Pre-amplifier.
 No emission detected above 18GHz



EUT :	Bluetooth Wireless Keyboard	Model Name :	WKB-1000BA
Temperature :	20 °C	Relative Humidity :	48%
Pressure :	1010 hPa	Test Voltage :	DC 3.7V
Test Mode :	TX 2480MHz – CH 78(1Mbps)	Polarization :	Horizontal

Frequency (MHz)	Meter Reading (dBµV)	Factor (dB)	Emission Level (dBµV/m)	Limits (dBµV/m)	Margin (dB)	Detector Type
4960.41	59.53	-3.59	55.94	74	-18.06	peak
4960.41	49.35	-3.59	45.76	54	-8.24	AVG
7440.435	53.79	-0.68	53.11	74	-20.89	peak
7440.435	45.3	-0.68	44.62	54	-9.38	AVG

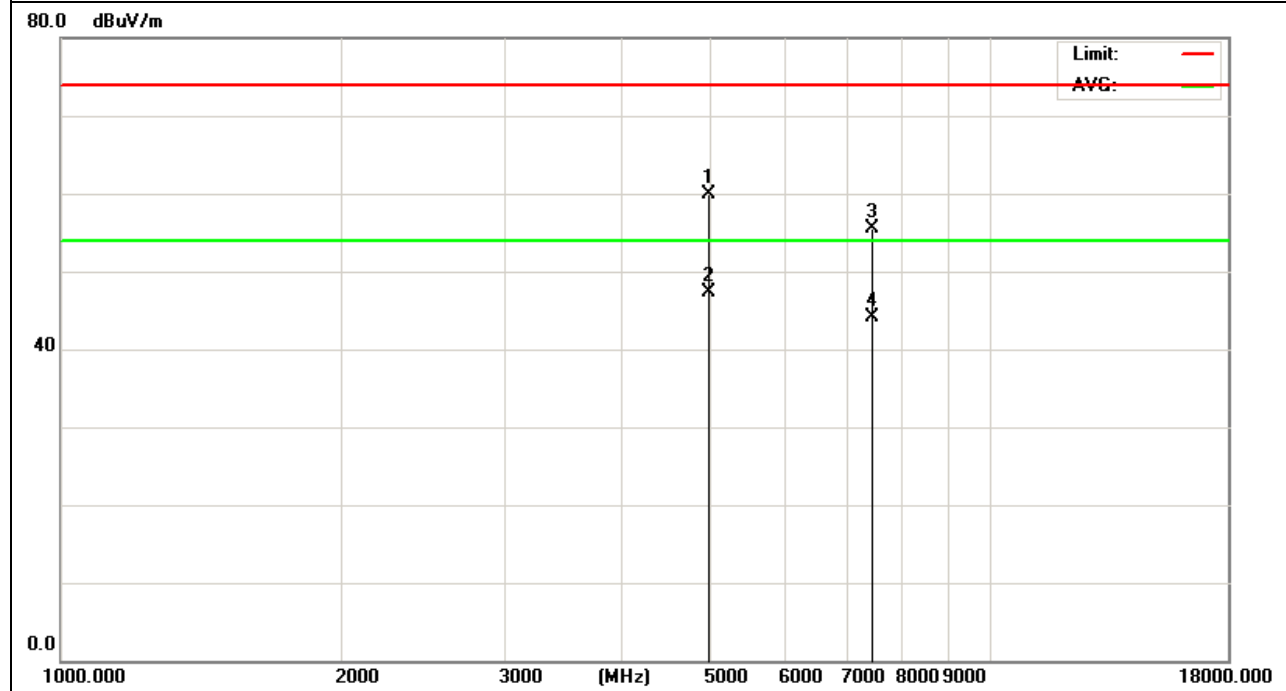
Remark:
 Factor = Antenna Factor + Cable Loss – Pre-amplifier.
 No emission detected above 18GHz



EUT :	Bluetooth Wireless Keyboard	Model Name :	WKB-1000BA
Temperature :	20 °C	Relative Humidity :	48%
Pressure :	1010 hPa	Test Voltage :	DC 3.7V
Test Mode :	TX 2480MHz – CH 78(1Mbps)	Polarization :	Vertical

Frequency (MHz)	Meter Reading (dBµV)	Factor (dB)	Emission Level (dBµV/m)	Limits (dBµV/m)	Margin (dB)	Detector Type
4960.237	63.53	-3.59	59.94	74	-14.06	peak
4960.237	50.98	-3.59	47.39	54	-6.61	AVG
7440.658	56.24	-0.68	55.56	74	-18.44	peak
7440.658	44.79	-0.68	44.11	54	-9.89	AVG

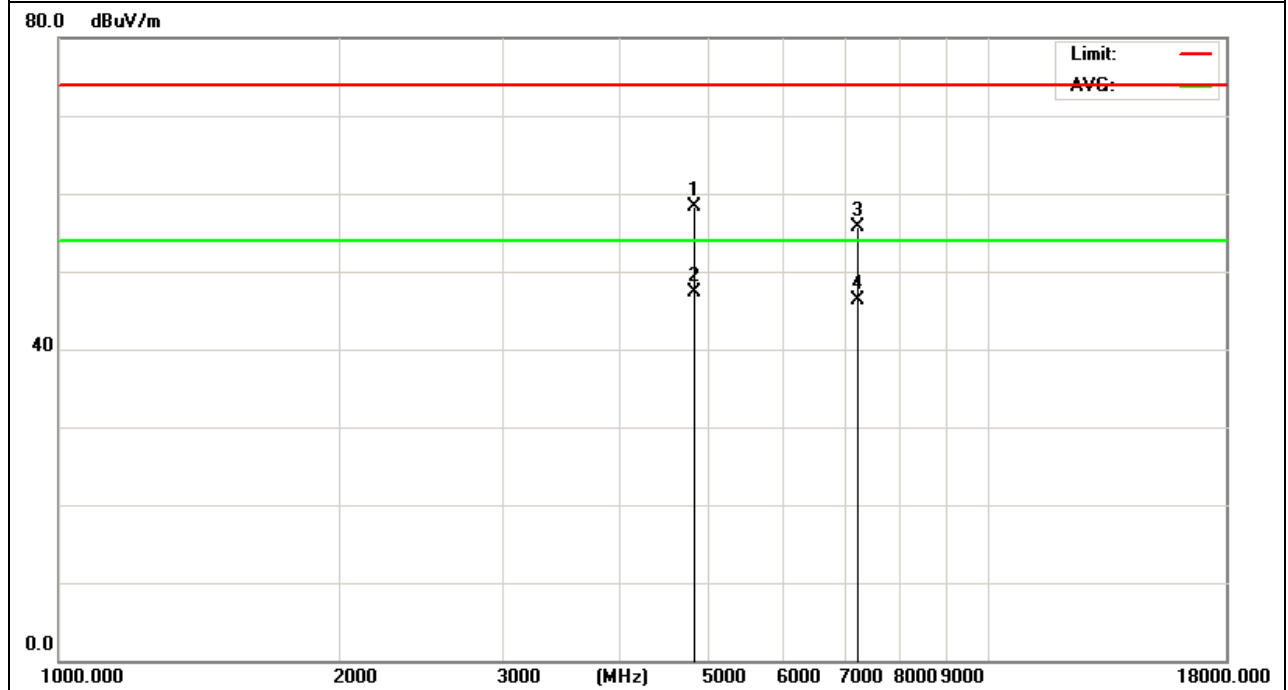
Remark:
 Factor = Antenna Factor + Cable Loss – Pre-amplifier.
 No emission detected above 18GHz



EUT :	Bluetooth Wireless Keyboard	Model Name :	WKB-1000BA
Temperature :	20 °C	Relative Humidity :	48%
Pressure :	1010 hPa	Test Voltage :	DC 3.7V
Test Mode :	TX 2402MHz – CH 00(2Mbps)	Polarization :	Horizontal

Frequency (MHz)	Meter Reading (dBμV)	Factor (dB)	Emission Level (dBμV/m)	Limits (dBμV/m)	Margin (dB)	Detector Type
4804.259	61.9	-3.64	58.26	74	-15.74	peak
4804.259	50.96	-3.64	47.32	54	-6.68	AVG
7206.038	56.64	-0.95	55.69	74	-18.31	peak
7206.038	47.2	-0.95	46.25	54	-7.75	AVG

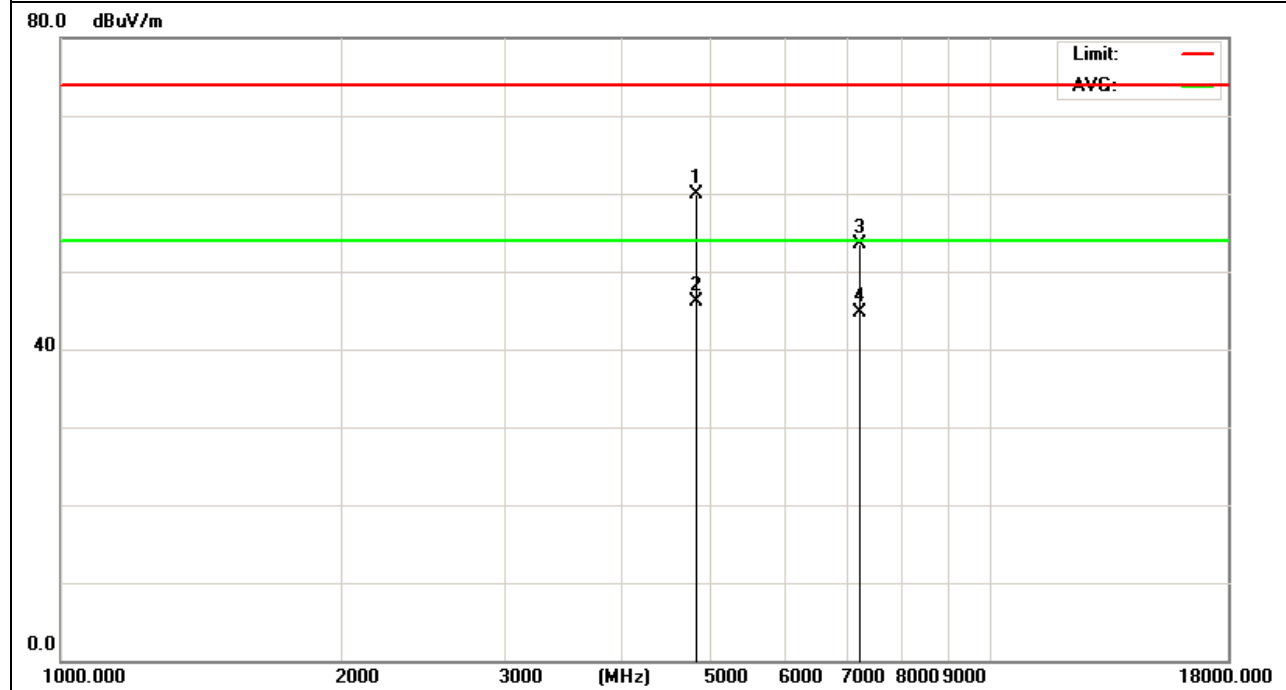
Remark:
 Factor = Antenna Factor + Cable Loss – Pre-amplifier.
 No emission detected above 18GHz



EUT :	Bluetooth Wireless Keyboard	Model Name :	WKB-1000BA
Temperature :	20 °C	Relative Humidity :	48%
Pressure :	1010 hPa	Test Voltage :	DC 3.7V
Test Mode :	TX 2402MHz – CH 00(2Mbps)	Polarization :	Vertical

Frequency (MHz)	Meter Reading (dBµV)	Factor (dB)	Emission Level (dBµV/m)	Limits (dBµV/m)	Margin (dB)	Detector Type
4804.259	63.56	-3.64	59.92	74	-14.08	peak
4804.259	49.72	-3.64	46.08	54	-7.92	AVG
7206.362	54.43	-0.95	53.48	74	-20.52	peak
7206.362	45.68	-0.95	44.73	54	-9.27	AVG

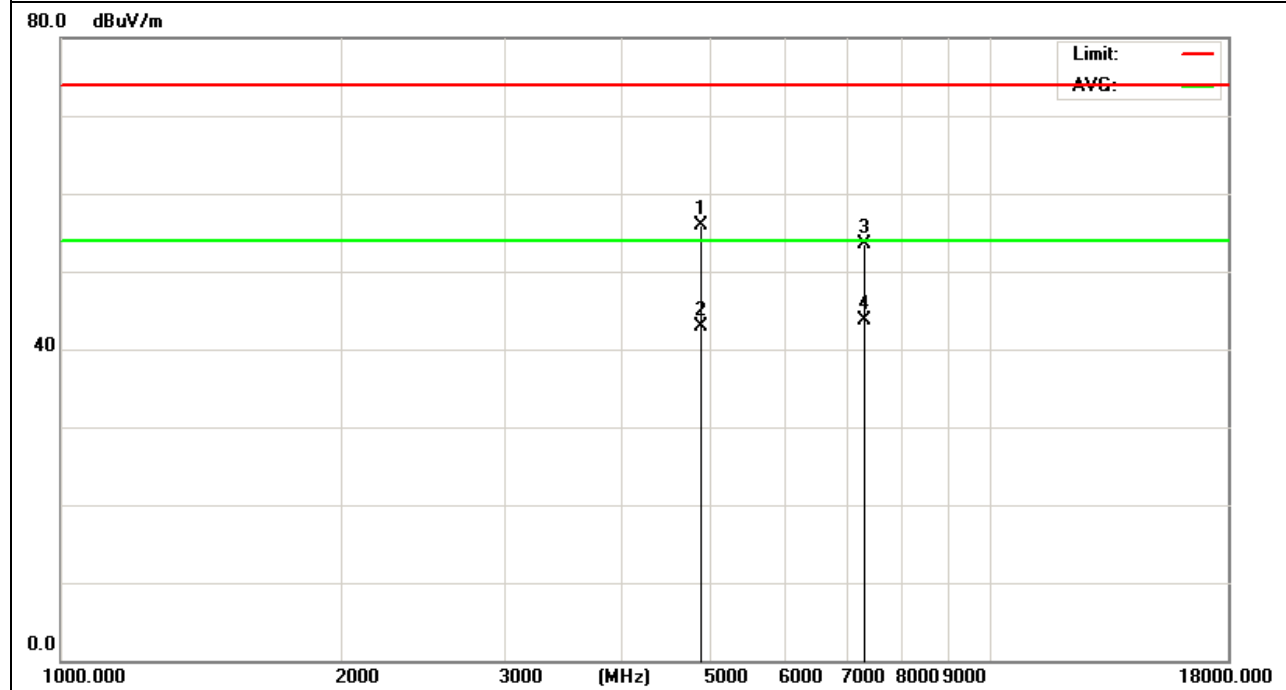
Remark:
 Factor = Antenna Factor + Cable Loss – Pre-amplifier.
 No emission detected above 18GHz



EUT :	Bluetooth Wireless Keyboard	Model Name :	WKB-1000BA
Temperature :	20 °C	Relative Humidity :	48%
Pressure :	1010 hPa	Test Voltage :	DC 3.7V
Test Mode :	TX 2441MHz – CH 39(2Mbps)	Polarization :	Horizontal

Frequency (MHz)	Meter Reading (dBµV)	Factor (dB)	Emission Level (dBµV/m)	Limits (dBµV/m)	Margin (dB)	Detector Type
4882.21	59.51	-3.67	55.84	74	-18.16	peak
4882.21	46.6	-3.67	42.93	54	-11.07	AVG
7323.338	54.35	-0.82	53.53	74	-20.47	peak
7323.338	44.53	-0.82	43.71	54	-10.29	AVG

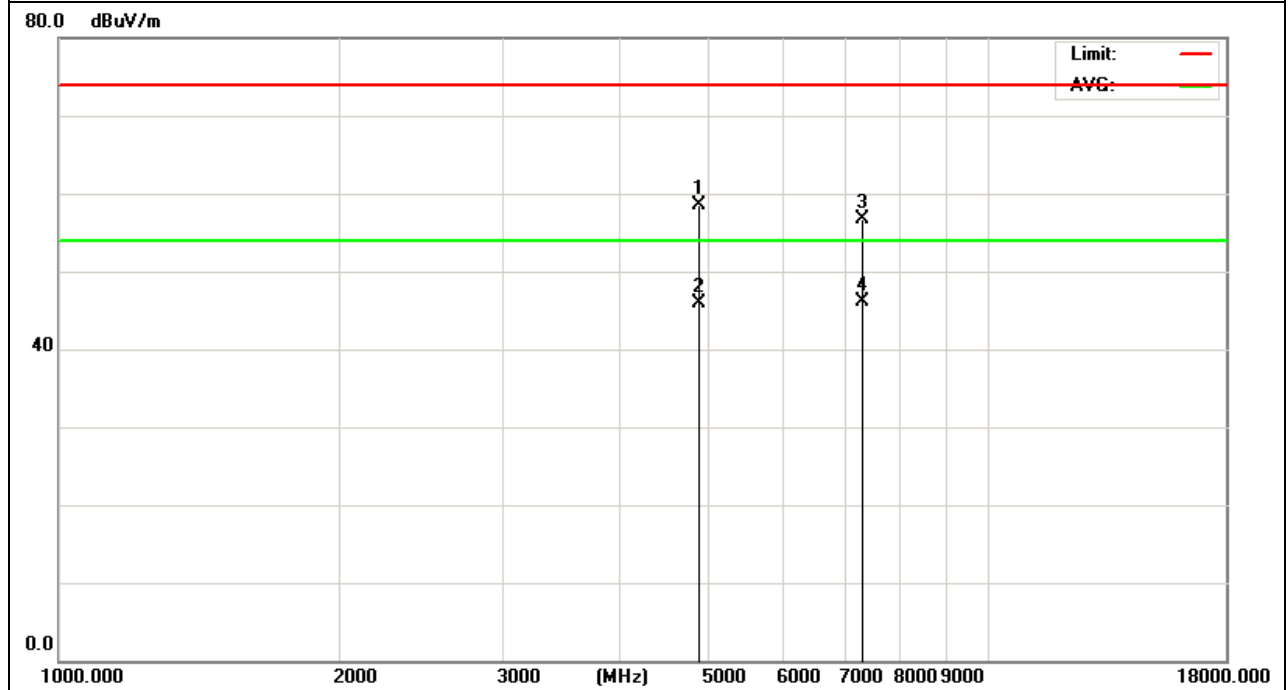
Remark:
 Factor = Antenna Factor + Cable Loss – Pre-amplifier.
 No emission detected above 18GHz



EUT :	Bluetooth Wireless Keyboard	Model Name :	WKB-1000BA
Temperature :	20 °C	Relative Humidity :	48%
Pressure :	1010 hPa	Test Voltage :	DC 3.7V
Test Mode :	TX 2441MHz – CH 39(2Mbps)	Polarization :	Vertical

Frequency (MHz)	Meter Reading (dBµV)	Factor (dB)	Emission Level (dBµV/m)	Limits (dBµV/m)	Margin (dB)	Detector Type
4882.319	62.19	-3.67	58.52	74	-15.48	peak
4882.319	49.64	-3.67	45.97	54	-8.03	AVG
7323.115	57.46	-0.82	56.64	74	-17.36	peak
7323.115	46.98	-0.82	46.16	54	-7.84	AVG

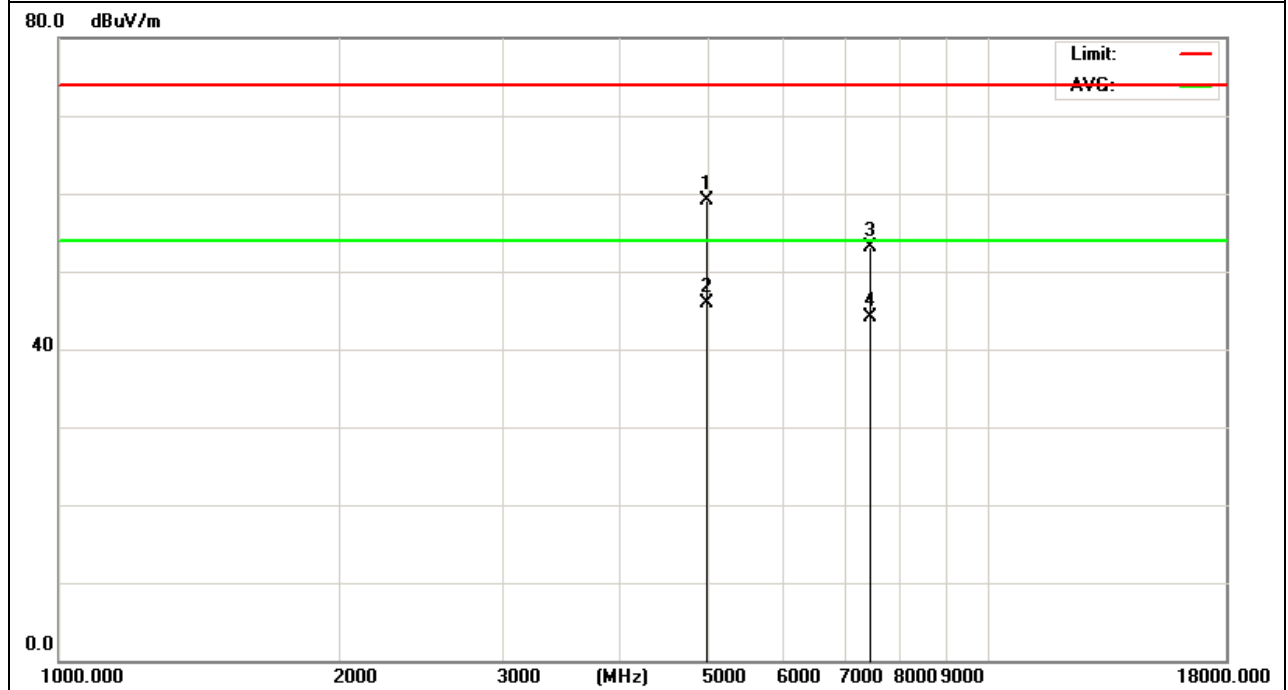
Remark:
 Factor = Antenna Factor + Cable Loss – Pre-amplifier.
 No emission detected above 18GHz



EUT :	Bluetooth Wireless Keyboard	Model Name :	WKB-1000BA
Temperature :	20 °C	Relative Humidity :	48%
Pressure :	1010 hPa	Test Voltage :	DC 3.7V
Test Mode :	TX 2480MHz – CH 78(2Mbps)	Polarization :	Horizontal

Frequency (MHz)	Meter Reading (dBµV)	Factor (dB)	Emission Level (dBµV/m)	Limits (dBµV/m)	Margin (dB)	Detector Type
4960.56	62.63	-3.6	59.03	74	-14.97	peak
4960.56	49.58	-3.6	45.98	54	-8.02	AVG
7440.105	53.75	-0.68	53.07	74	-20.93	peak
7440.105	44.69	-0.68	44.01	54	-9.99	AVG

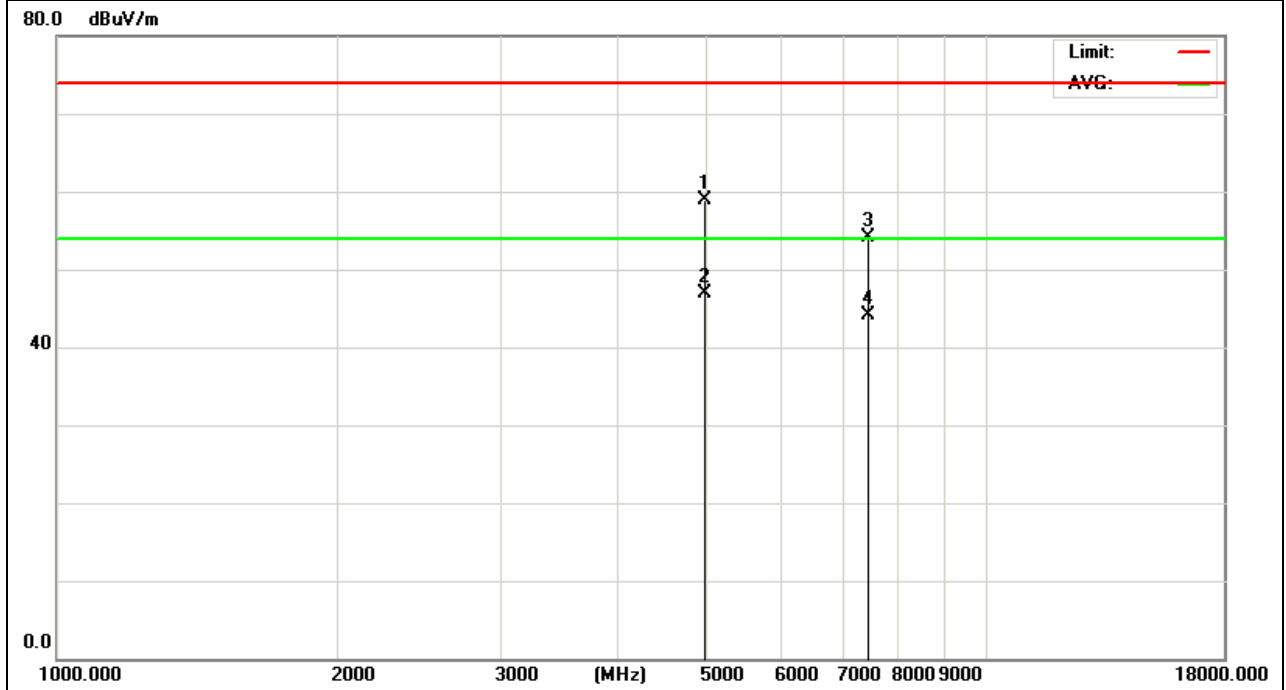
Remark:
 Factor = Antenna Factor + Cable Loss – Pre-amplifier.
 No emission detected above 18GHz



EUT :	Bluetooth Wireless Keyboard	Model Name :	WKB-1000BA
Temperature :	20 °C	Relative Humidity :	48%
Pressure :	1010 hPa	Test Voltage :	DC 3.7V
Test Mode :	TX 2480MHz – CH 78(2Mbps)	Polarization :	Vertical

Frequency (MHz)	Meter Reading (dBμV)	Factor (dB)	Emission Level (dBμV/m)	Limits (dBμV/m)	Margin (dB)	Detector Type
4960.173	62.42	-3.59	58.83	74	-15.17	peak
4960.173	50.46	-3.59	46.87	54	-7.13	AVG
7440.241	54.73	-0.68	54.05	74	-19.95	peak
7440.241	44.8	-0.68	44.12	54	-9.88	AVG

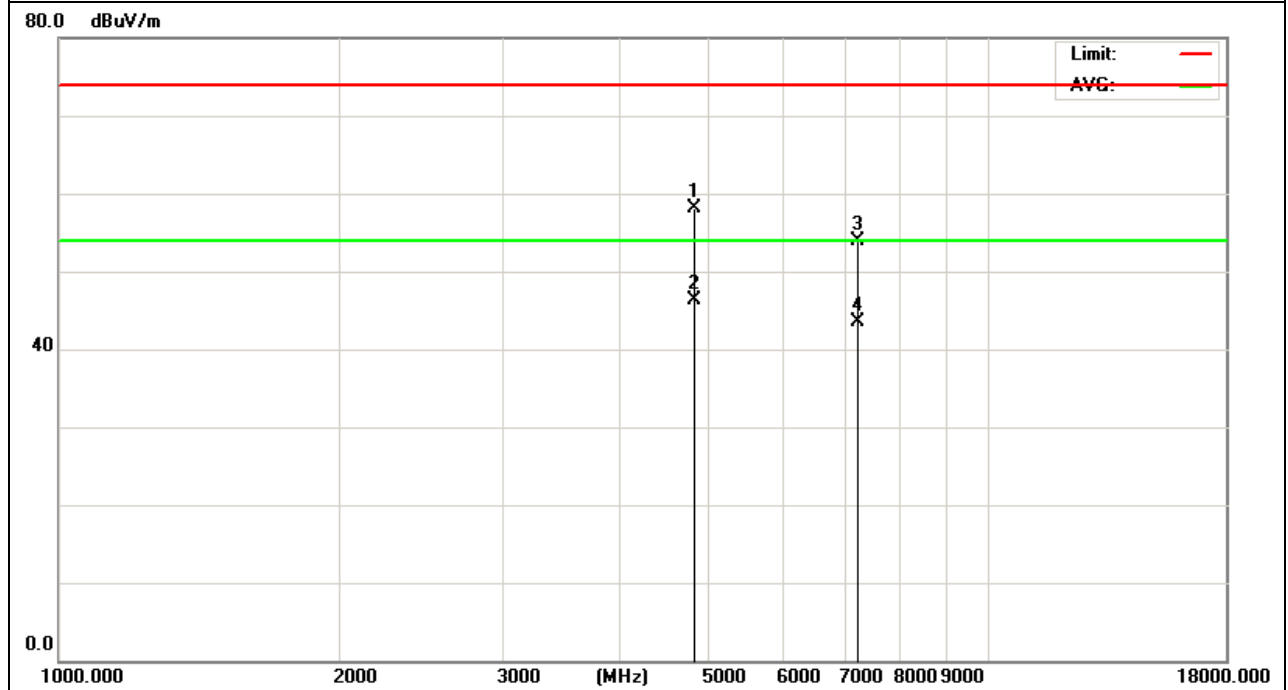
Remark:
 Factor = Antenna Factor + Cable Loss – Pre-amplifier.
 No emission detected above 18GHz



EUT :	Bluetooth Wireless Keyboard	Model Name :	WKB-1000BA
Temperature :	20 °C	Relative Humidity :	48%
Pressure :	1010 hPa	Test Voltage :	DC 3.7V
Test Mode :	TX 2402MHz – CH00 (3Mbps)	Polarization :	Horizontal

Frequency (MHz)	Meter Reading (dBµV)	Factor (dB)	Emission Level (dBµV/m)	Limits (dBµV/m)	Margin (dB)	Detector Type
4804.236	61.71	-3.64	58.07	74	-15.93	peak
4804.236	49.95	-3.64	46.31	54	-7.69	AVG
7206.322	54.79	-0.95	53.84	74	-20.16	peak
7206.322	44.37	-0.95	43.42	54	-10.58	AVG

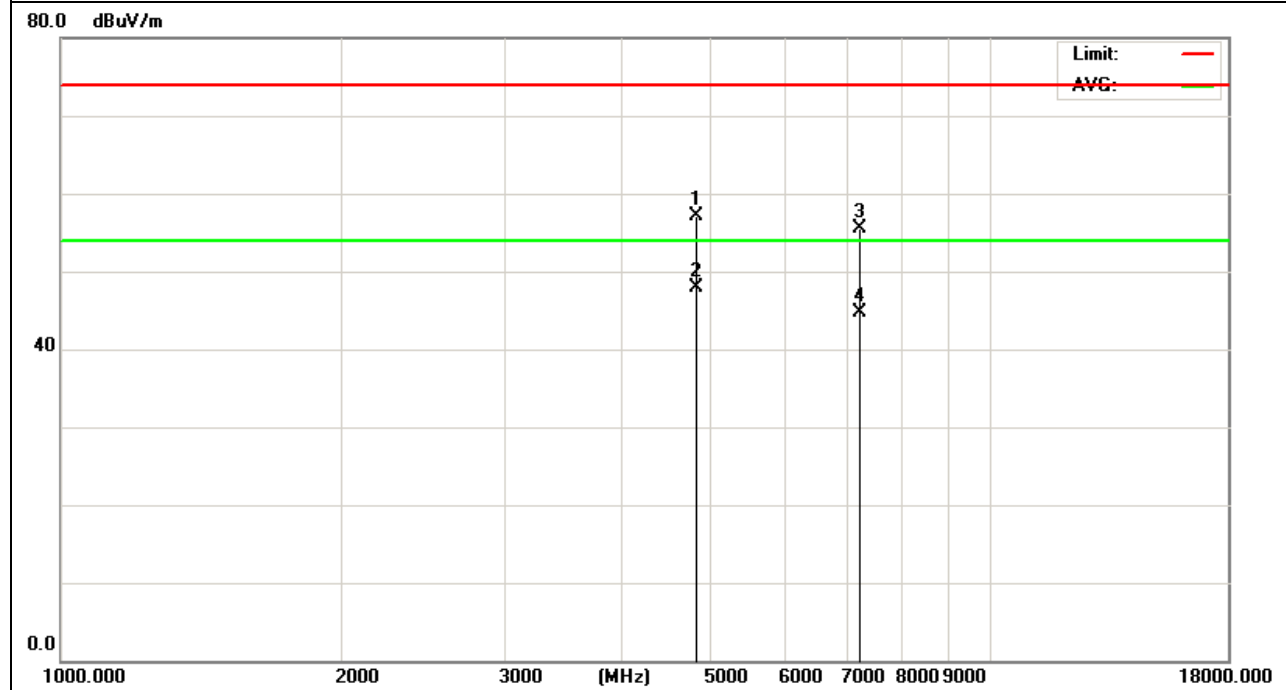
Remark:
 Factor = Antenna Factor + Cable Loss – Pre-amplifier.
 No emission detected above 18GHz



EUT :	Bluetooth Wireless Keyboard	Model Name :	WKB-1000BA
Temperature :	20 °C	Relative Humidity :	48%
Pressure :	1010 hPa	Test Voltage :	DC 3.7V
Test Mode :	TX 2402MHz – CH00 (3Mbps)	Polarization :	Vertical

Frequency (MHz)	Meter Reading (dBµV)	Factor (dB)	Emission Level (dBµV/m)	Limits (dBµV/m)	Margin (dB)	Detector Type
4804.372	60.81	-3.64	57.17	74	-16.83	peak
4804.372	51.58	-3.64	47.94	54	-6.06	AVG
7206.146	56.49	-0.95	55.54	74	-18.46	peak
7206.146	45.57	-0.95	44.62	54	-9.38	AVG

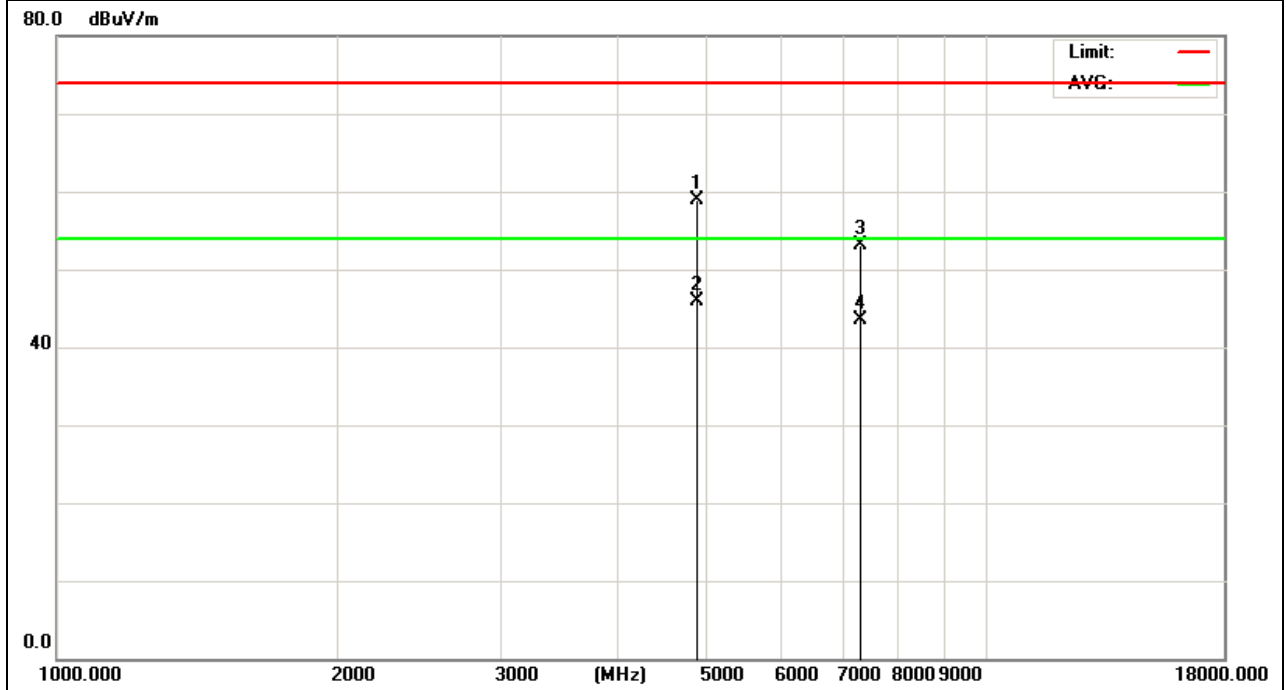
Remark:
 Factor = Antenna Factor + Cable Loss – Pre-amplifier.
 No emission detected above 18GHz



EUT :	Bluetooth Wireless Keyboard	Model Name :	WKB-1000BA
Temperature :	20 °C	Relative Humidity :	48%
Pressure :	1010 hPa	Test Voltage :	DC 3.7V
Test Mode :	TX 2441MHz – CH39(3Mbps)	Polarization :	Horizontal

Frequency (MHz)	Meter Reading (dBµV)	Factor (dB)	Emission Level (dBµV/m)	Limits (dBµV/m)	Margin (dB)	Detector Type
4882.384	62.5	-3.67	58.83	74	-15.17	peak
4882.384	49.66	-3.67	45.99	54	-8.01	AVG
7323.448	53.87	-0.82	53.05	74	-20.95	peak
7323.448	44.33	-0.82	43.51	54	-10.49	AVG

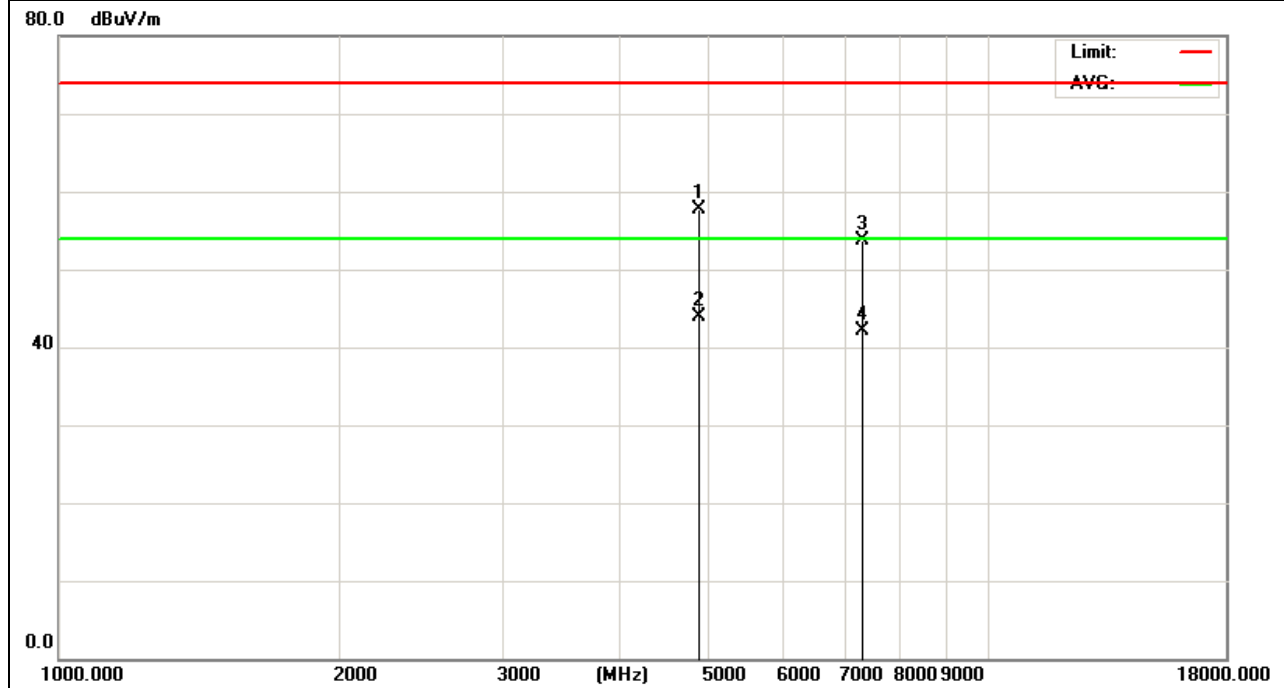
Remark:
 Factor = Antenna Factor + Cable Loss – Pre-amplifier.
 No emission detected above 18GHz



EUT :	Bluetooth Wireless Keyboard	Model Name :	WKB-1000BA
Temperature :	20 °C	Relative Humidity :	48%
Pressure :	1010 hPa	Test Voltage :	DC 3.7V
Test Mode :	TX 2441MHz – CH39 (3Mbps)	Polarization :	Vertical

Frequency (MHz)	Meter Reading (dBµV)	Factor (dB)	Emission Level (dBµV/m)	Limits (dBµV/m)	Margin (dB)	Detector Type
4882.642	61.46	-3.67	57.79	74	-16.21	peak
4882.642	47.58	-3.67	43.91	54	-10.09	AVG
7323.213	54.46	-0.82	53.64	74	-20.36	peak
7323.213	42.95	-0.82	42.13	54	-11.87	AVG

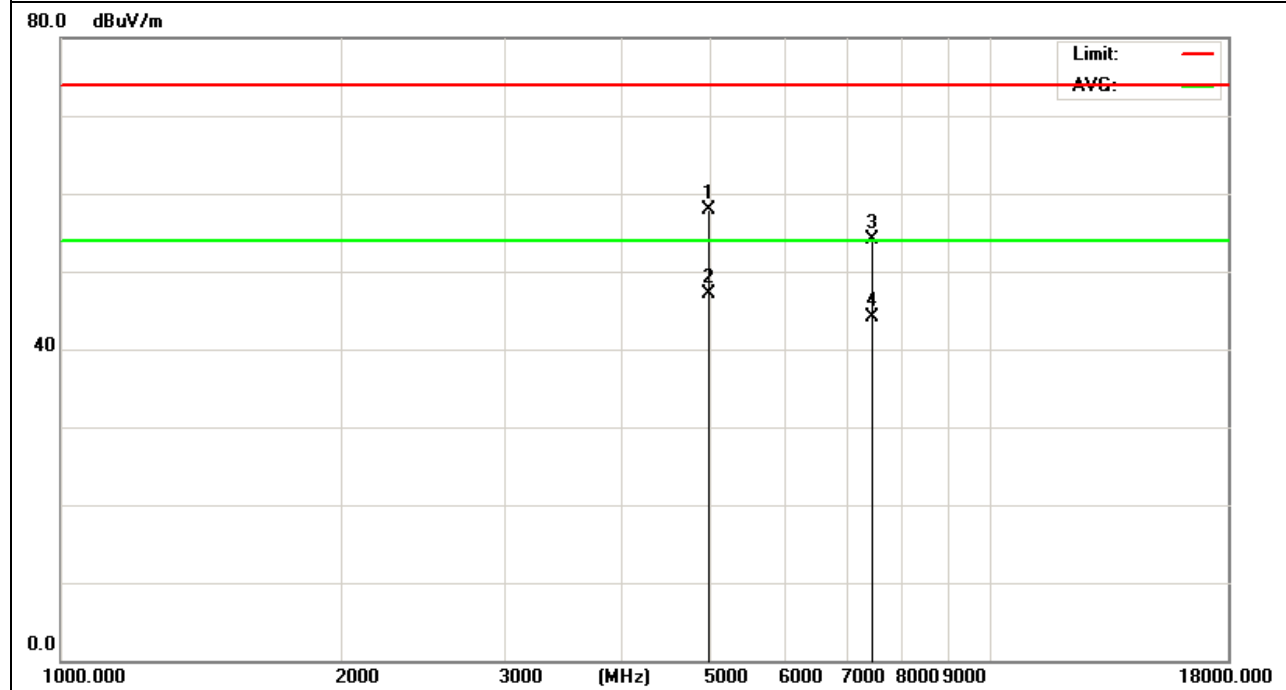
Remark:
 Factor = Antenna Factor + Cable Loss – Pre-amplifier.
 No emission detected above 18GHz



EUT :	Bluetooth Wireless Keyboard	Model Name :	WKB-1000BA
Temperature :	20 °C	Relative Humidity :	48%
Pressure :	1010 hPa	Test Voltage :	DC 3.7V
Test Mode :	TX 2480MHz – CH78 (3Mbps)	Polarization :	Horizontal

Frequency (MHz)	Meter Reading (dBµV)	Factor (dB)	Emission Level (dBµV/m)	Limits (dBµV/m)	Margin (dB)	Detector Type
4960.372	61.47	-3.59	57.88	74	-16.12	peak
4960.372	50.65	-3.59	47.06	54	-6.94	AVG
7440.254	54.74	-0.68	54.06	74	-19.94	peak
7440.254	44.84	-0.68	44.16	54	-9.84	AVG

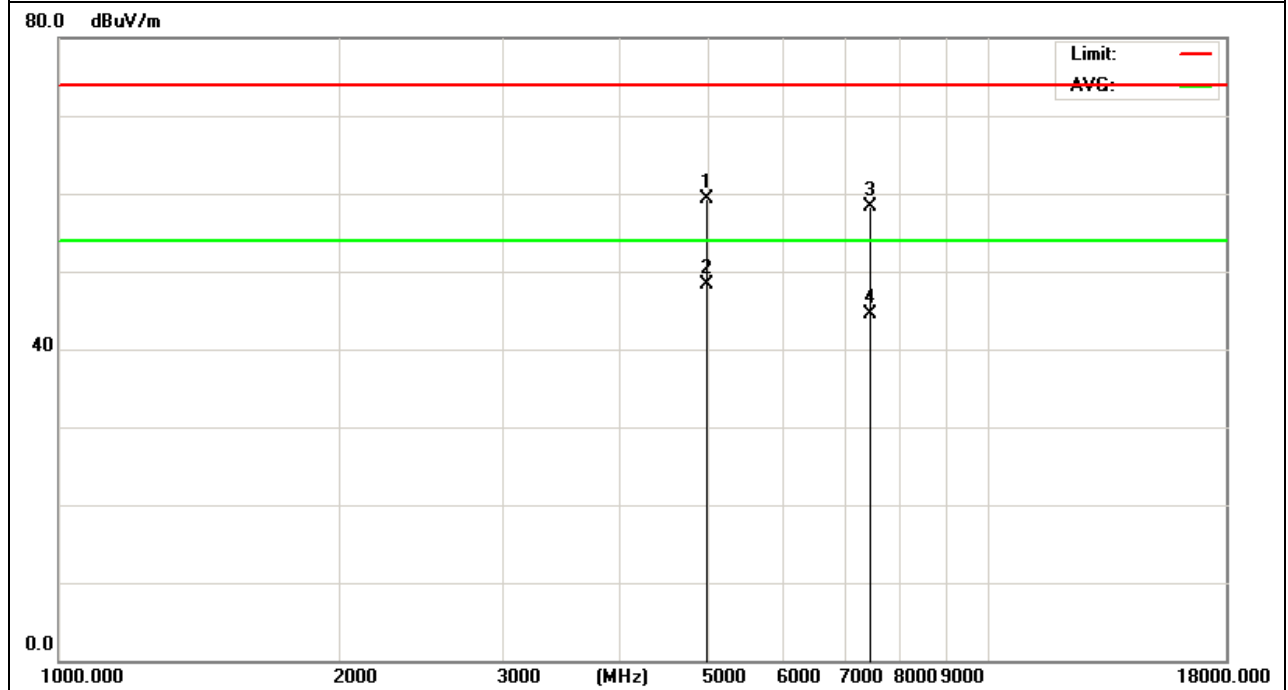
Remark:
 Factor = Antenna Factor + Cable Loss – Pre-amplifier.
 No emission detected above 18GHz



EUT :	Bluetooth Wireless Keyboard	Model Name :	WKB-1000BA
Temperature :	20 °C	Relative Humidity :	48%
Pressure :	1010 hPa	Test Voltage :	DC 3.7V
Test Mode :	TX 2480MHz – CH78 (3Mbps)	Polarization :	Vertical

Frequency (MHz)	Meter Reading (dBµV)	Factor (dB)	Emission Level (dBµV/m)	Limits (dBµV/m)	Margin (dB)	Detector Type
4960.241	62.92	-3.59	59.33	74	-14.67	peak
4960.241	51.89	-3.59	48.3	54	-5.7	AVG
7440.864	59.06	-0.68	58.38	74	-15.62	peak
7440.864	45.15	-0.68	44.47	54	-9.53	AVG

Remark:
 Factor = Antenna Factor + Cable Loss – Pre-amplifier.
 No emission detected above 18GHz

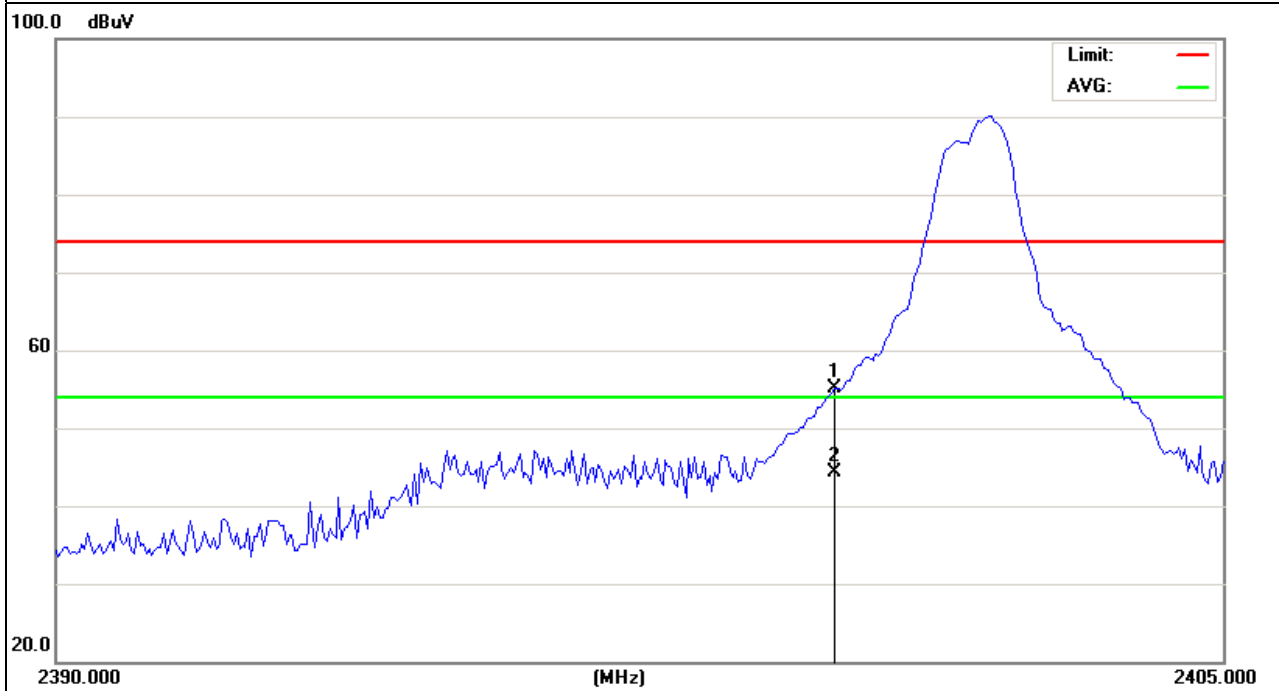


3.2.9 TEST RESULTS (RESTRICTED BANDS REQUIREMENTS)

EUT :	Bluetooth Wireless Keyboard	Model Name :	WKB-1000BA
Temperature :	20 °C	Relative Humidity :	48%
Pressure :	1010 hPa	Test Voltage :	DC 3.7V
Test Mode :	TX /2402MHz-1Mbps	Polarization :	Vertical

Frequency (MHz)	Meter Reading (dBµV)	Factor (dB)	Emission Level (dBµV/m)	Limits (dBµV/m)	Margin (dB)	Detector Type
2400	68.09	-12.99	55.1	74	-18.9	peak
2400	56.20	-12.99	43.21	54	-10.77	AVG

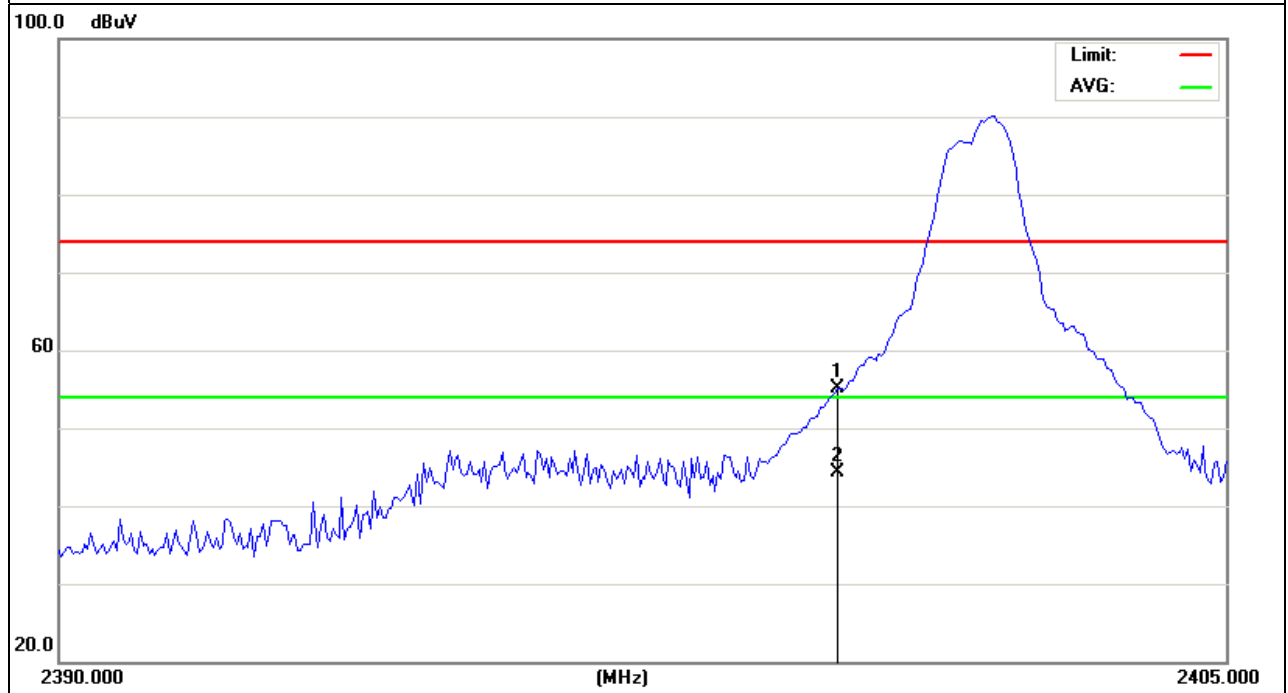
Remark:
Factor = Antenna Factor + Cable Loss – Pre-amplifier.



EUT :	Bluetooth Wireless Keyboard	Model Name :	WKB-1000BA
Temperature :	20 °C	Relative Humidity :	48%
Pressure :	1010 hPa	Test Voltage :	DC 3.7V
Test Mode :	TX /2402MHz-1Mbps	Polarization :	Horizontal

Frequency (MHz)	Meter Reading (dBμV)	Factor (dB)	Emission Level (dBμV/m)	Limits (dBμV/m)	Margin (dB)	Detector Type
2400	68.09	-12.99	55.1	74	-18.9	peak
2400	57.21	-12.99	44.22	54	-9.78	AVG

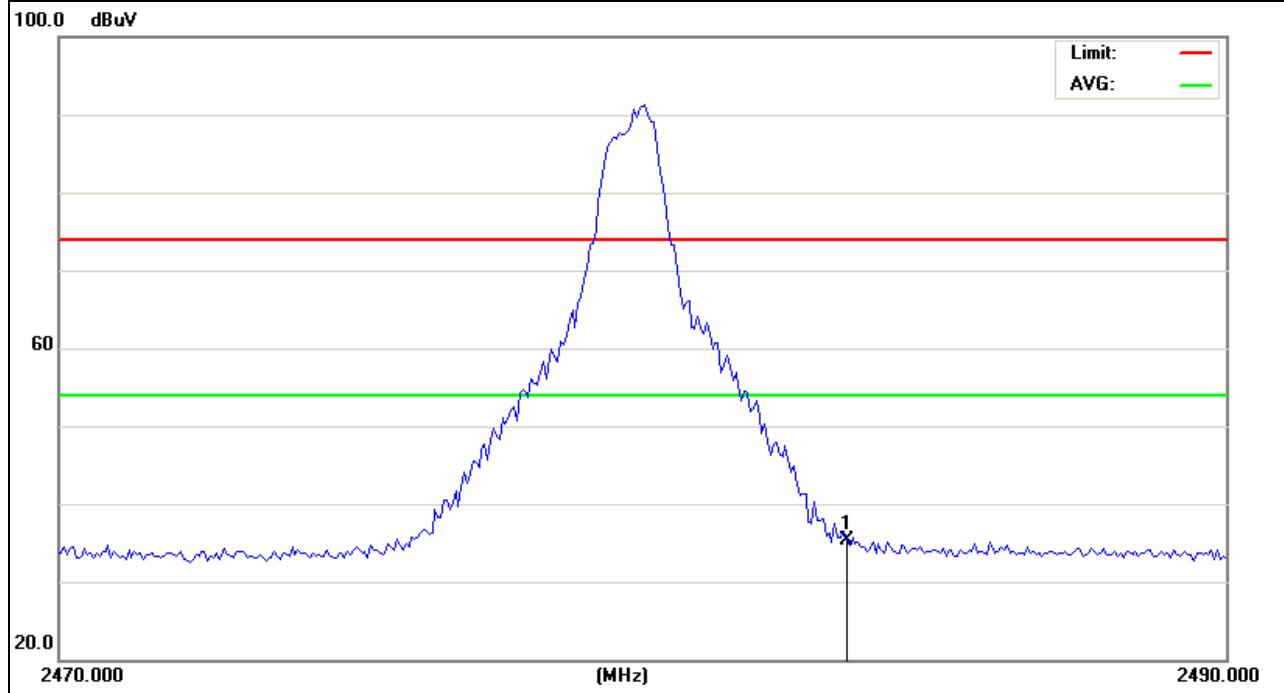
Remark:
 Factor = Antenna Factor + Cable Loss – Pre-amplifier.



EUT :	Bluetooth Wireless Keyboard	Model Name :	WKB-1000BA
Temperature :	20 °C	Relative Humidity :	48%
Pressure :	1010 hPa	Test Voltage :	DC 3.7V
Test Mode :	TX /2480MHz-1Mbps	Polarization :	Vertical

Frequency (MHz)	Meter Reading (dBμV)	Factor (dB)	Emission Level (dBμV/m)	Limits (dBμV/m)	Margin (dB)	Detector Type
2483.5	48.06	-12.78	35.28	74	-38.72	peak

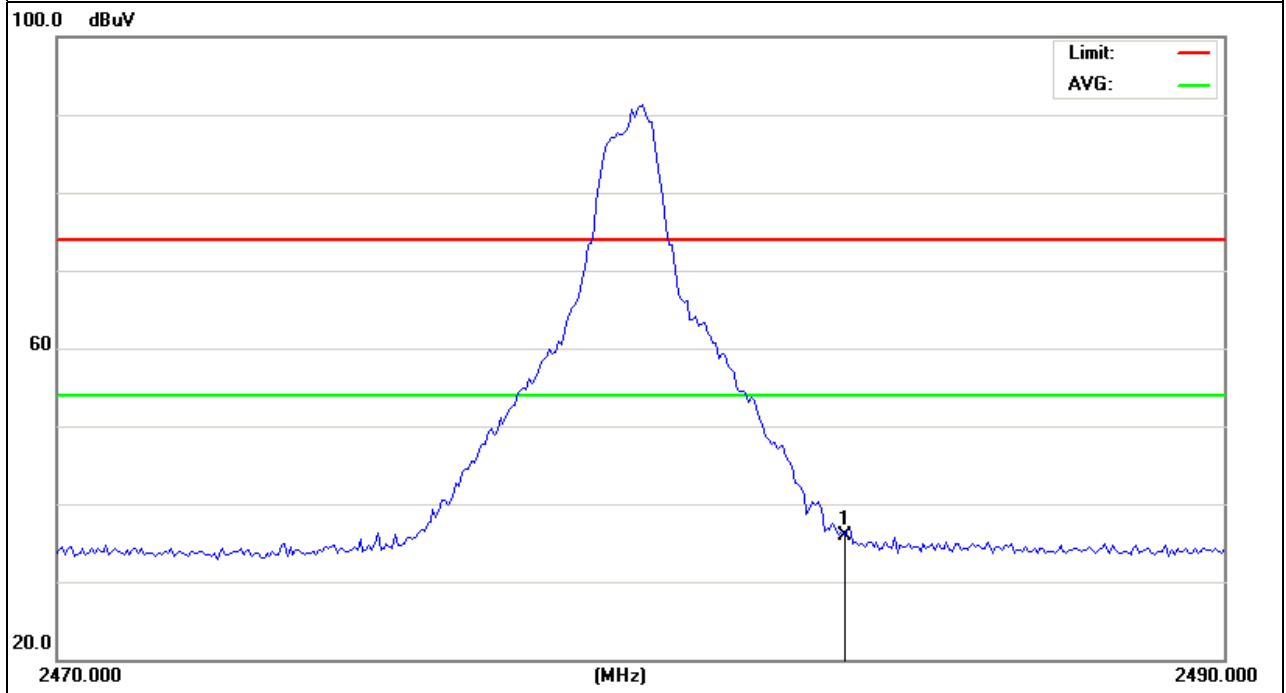
Remark:
 Factor = Antenna Factor + Cable Loss – Pre-amplifier.



EUT :	Bluetooth Wireless Keyboard	Model Name :	WKB-1000BA
Temperature :	20 °C	Relative Humidity :	48%
Pressure :	1010 hPa	Test Voltage :	DC 3.7V
Test Mode :	TX /2480MHz-1Mbps	Polarization :	Horizontal

Frequency (MHz)	Meter Reading (dBμV)	Factor (dB)	Emission Level (dBμV/m)	Limits (dBμV/m)	Margin (dB)	Detector Type
2483.5	48.65	-12.78	35.87	74	-38.13	peak

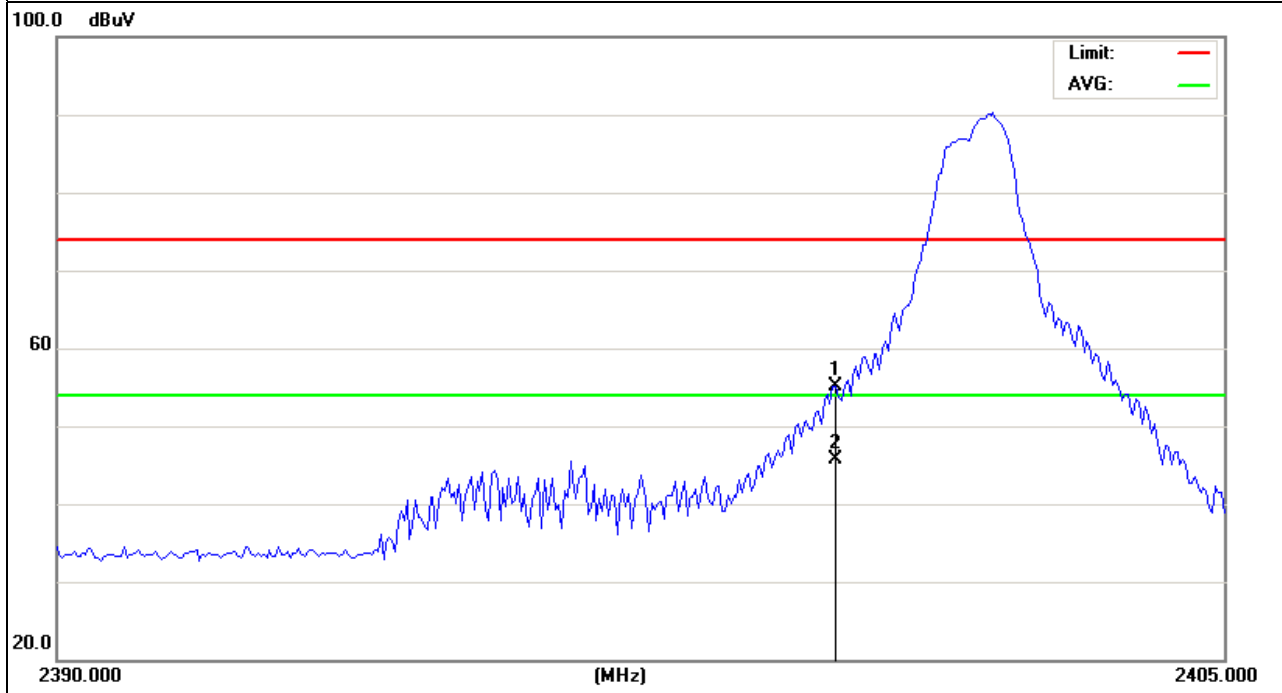
Remark:
 Factor = Antenna Factor + Cable Loss – Pre-amplifier.



EUT :	Bluetooth Wireless Keyboard	Model Name :	WKB-1000BA
Temperature :	20 °C	Relative Humidity :	48%
Pressure :	1010 hPa	Test Voltage :	DC 3.7V
Test Mode :	TX /2402MHz-2Mbps	Polarization :	Vertical

Frequency (MHz)	Meter Reading (dBμV)	Factor (dB)	Emission Level (dBμV/m)	Limits (dBμV/m)	Margin (dB)	Detector Type
2400	68.07	-12.99	55.08	74	-18.92	peak
2400	58.74	-12.99	45.75	54	-8.25	AVG

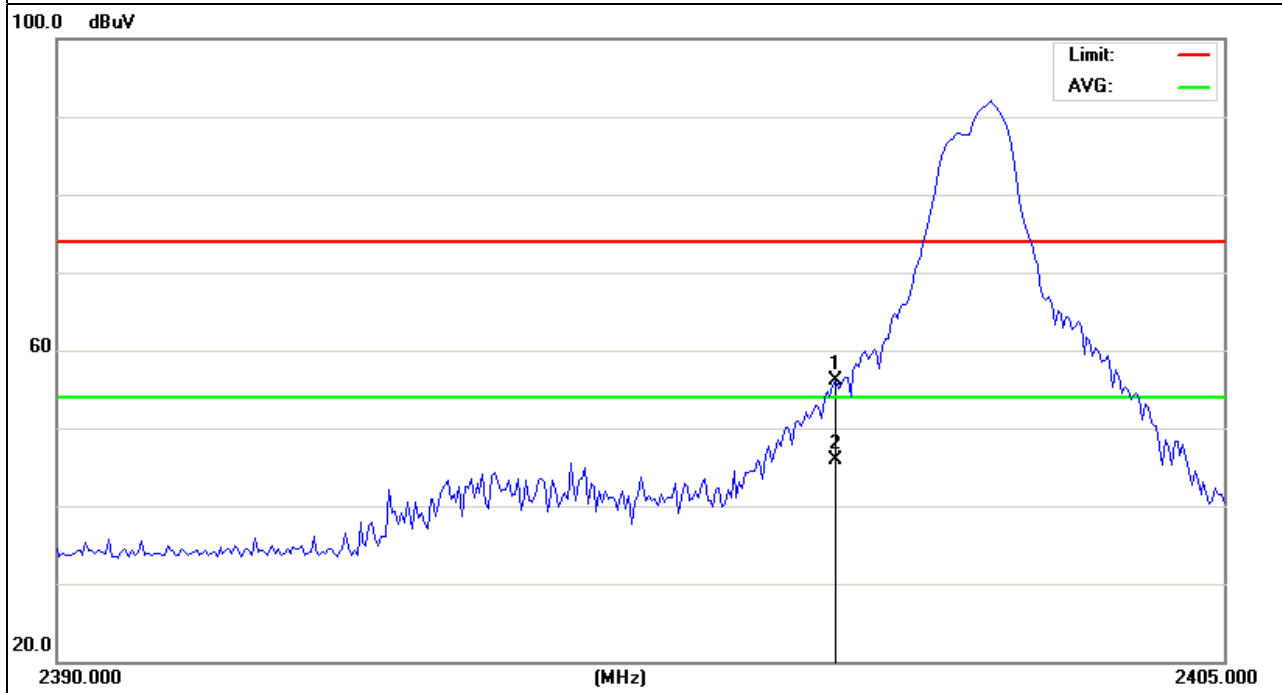
Remark:
 Factor = Antenna Factor + Cable Loss – Pre-amplifier.



EUT :	Bluetooth Wireless Keyboard	Model Name :	WKB-1000BA
Temperature :	20 °C	Relative Humidity :	48%
Pressure :	1010 hPa	Test Voltage :	DC 3.7V
Test Mode :	TX /2402MHz-2Mbps	Polarization :	Horizontal

Frequency (MHz)	Meter Reading (dBμV)	Factor (dB)	Emission Level (dBμV/m)	Limits (dBμV/m)	Margin (dB)	Detector Type
2400	69.09	-12.99	56.1	74	-17.9	peak
2400	58.88	-12.99	45.89	54	-8.11	AVG

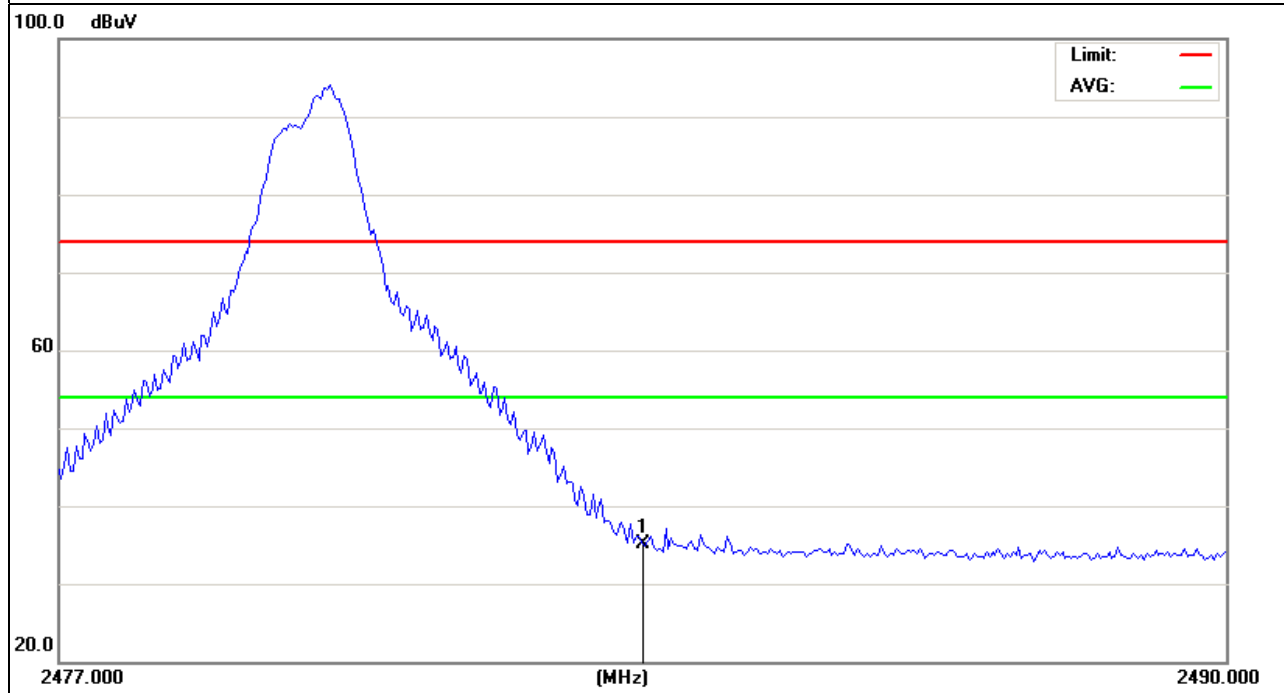
Remark:
Factor = Antenna Factor + Cable Loss – Pre-amplifier.



EUT :	Bluetooth Wireless Keyboard	Model Name :	WKB-1000BA
Temperature :	20 °C	Relative Humidity :	48%
Pressure :	1010 hPa	Test Voltage :	DC 3.7V
Test Mode :	TX /2480MHz-2Mbps	Polarization :	Vertical

Frequency (MHz)	Meter Reading (dBμV)	Factor (dB)	Emission Level (dBμV/m)	Limits (dBμV/m)	Margin (dB)	Detector Type
2483.5	47.85	-12.78	35.07	74	-38.93	peak

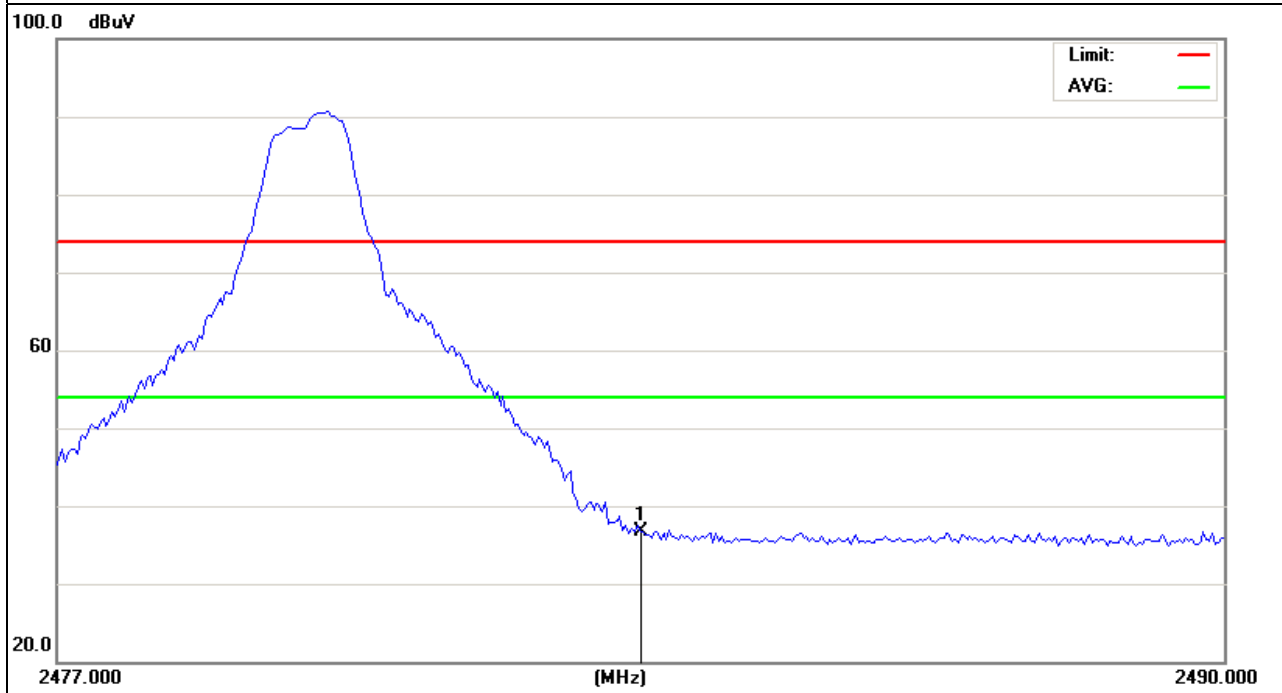
Remark:
 Factor = Antenna Factor + Cable Loss – Pre-amplifier.



EUT :	Bluetooth Wireless Keyboard	Model Name :	WKB-1000BA
Temperature :	20 °C	Relative Humidity :	48%
Pressure :	1010 hPa	Test Voltage :	DC 3.7V
Test Mode :	TX /2480MHz-2Mbps	Polarization :	Horizontal

Frequency (MHz)	Meter Reading (dBμV)	Factor (dB)	Emission Level (dBμV/m)	Limits (dBμV/m)	Margin (dB)	Detector Type
2483.5	49.52	-12.78	36.74	74	-37.26	peak

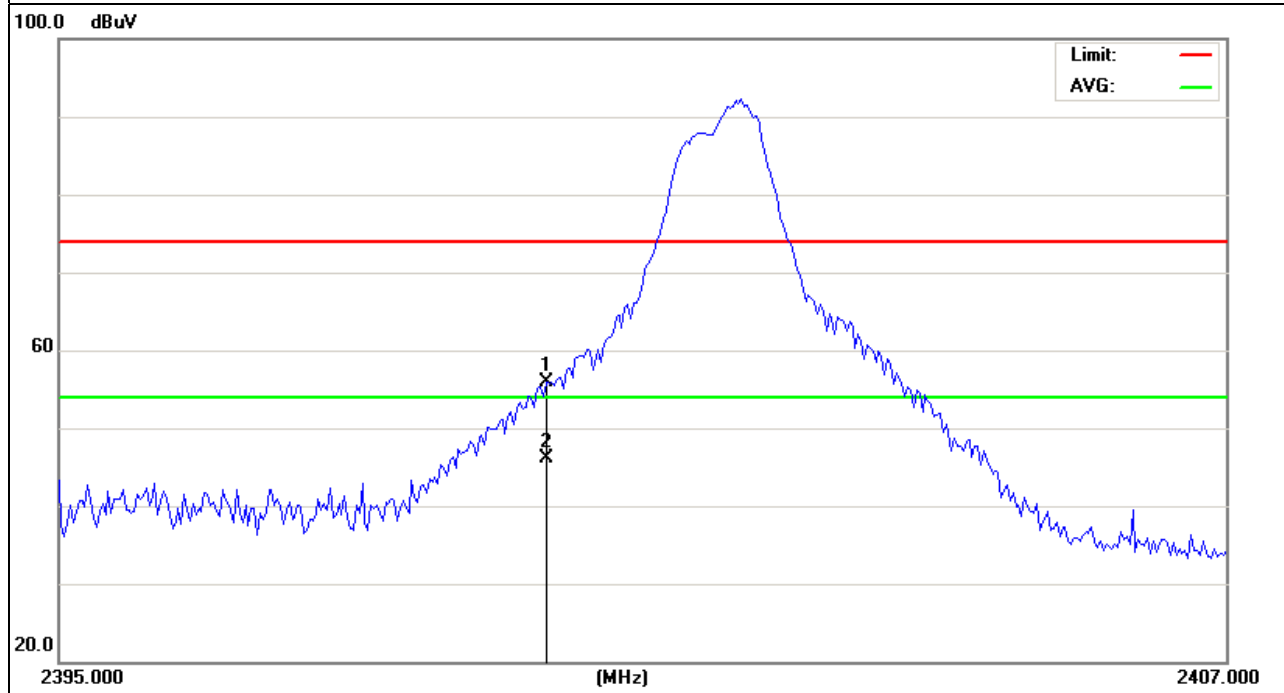
Remark:
 Factor = Antenna Factor + Cable Loss – Pre-amplifier.



EUT :	Bluetooth Wireless Keyboard	Model Name :	WKB-1000BA
Temperature :	20 °C	Relative Humidity :	48%
Pressure :	1010 hPa	Test Voltage :	DC 3.7V
Test Mode :	TX /2402MHz-3Mbps	Polarization :	Vertical

Frequency (MHz)	Meter Reading (dBμV)	Factor (dB)	Emission Level (dBμV/m)	Limits (dBμV/m)	Margin (dB)	Detector Type
2400	68.93	-12.99	55.94	74	-18.06	peak
2400	59.12	-12.99	46.13	54	-7.87	AVG

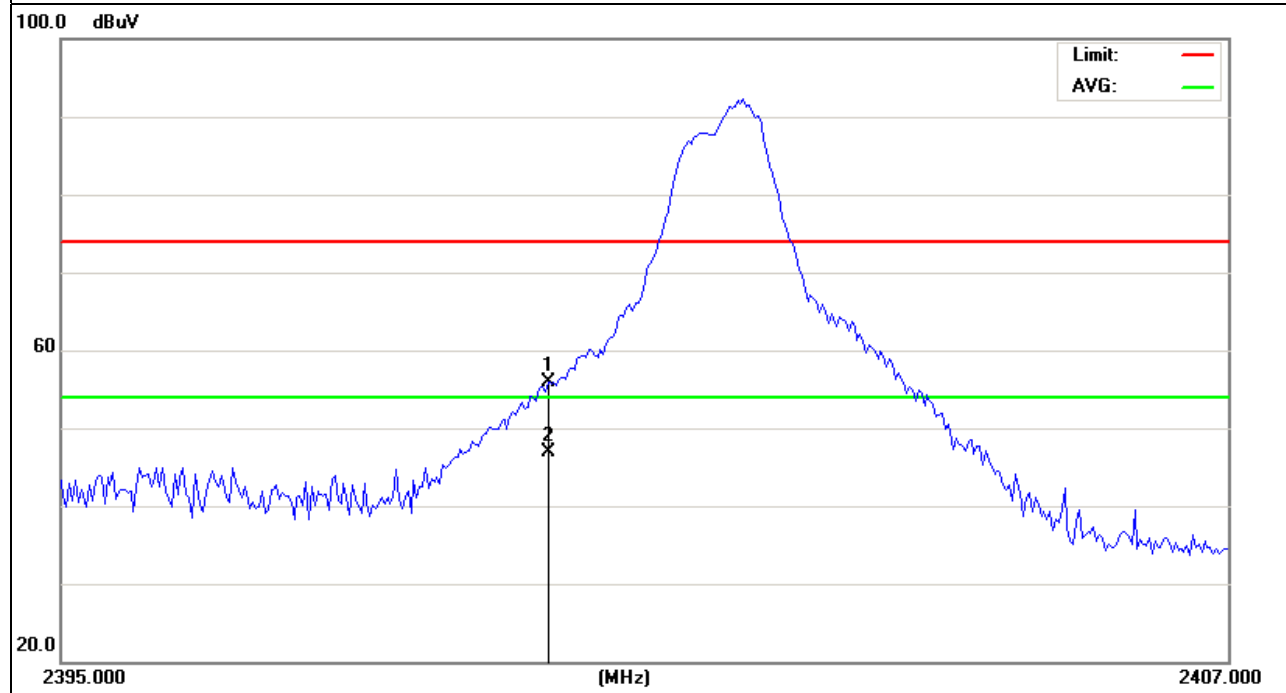
Remark:
 Factor = Antenna Factor + Cable Loss – Pre-amplifier.



EUT :	Bluetooth Wireless Keyboard	Model Name :	WKB-1000BA
Temperature :	20 °C	Relative Humidity :	48%
Pressure :	1010 hPa	Test Voltage :	DC 3.7V
Test Mode :	TX /2402MHz-3Mbps	Polarization :	Horizontal

Frequency (MHz)	Meter Reading (dBμV)	Factor (dB)	Emission Level (dBμV/m)	Limits (dBμV/m)	Margin (dB)	Detector Type
2400	68.93	-12.99	55.94	74	-18.06	peak
2400	59.84	-12.99	46.85	54	-7.15	AVG

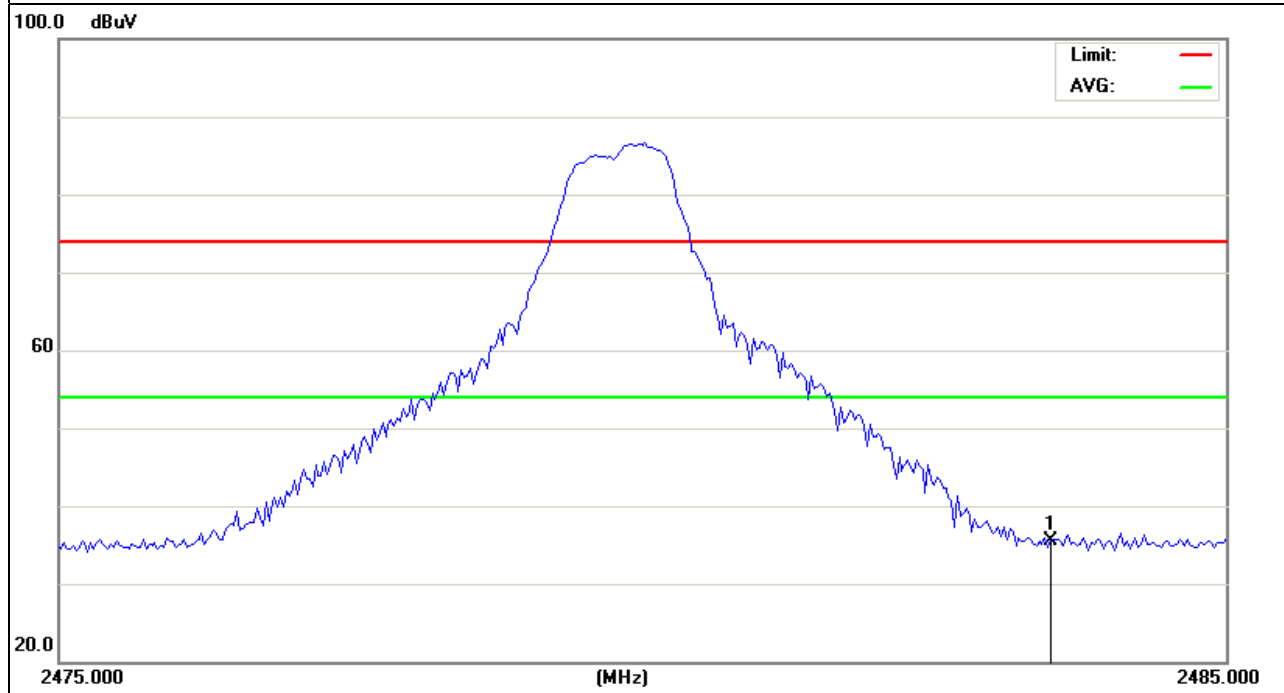
Remark:
 Factor = Antenna Factor + Cable Loss – Pre-amplifier.



EUT :	Bluetooth Wireless Keyboard	Model Name :	WKB-1000BA
Temperature :	20 °C	Relative Humidity :	48%
Pressure :	1010 hPa	Test Voltage :	DC 3.7V
Test Mode :	TX /2480MHz-3Mbps	Polarization :	Vertical

Frequency (MHz)	Meter Reading (dBμV)	Factor (dB)	Emission Level (dBμV/m)	Limits (dBμV/m)	Margin (dB)	Detector Type
2483.5	48.33	-12.78	35.55	74	-38.45	peak

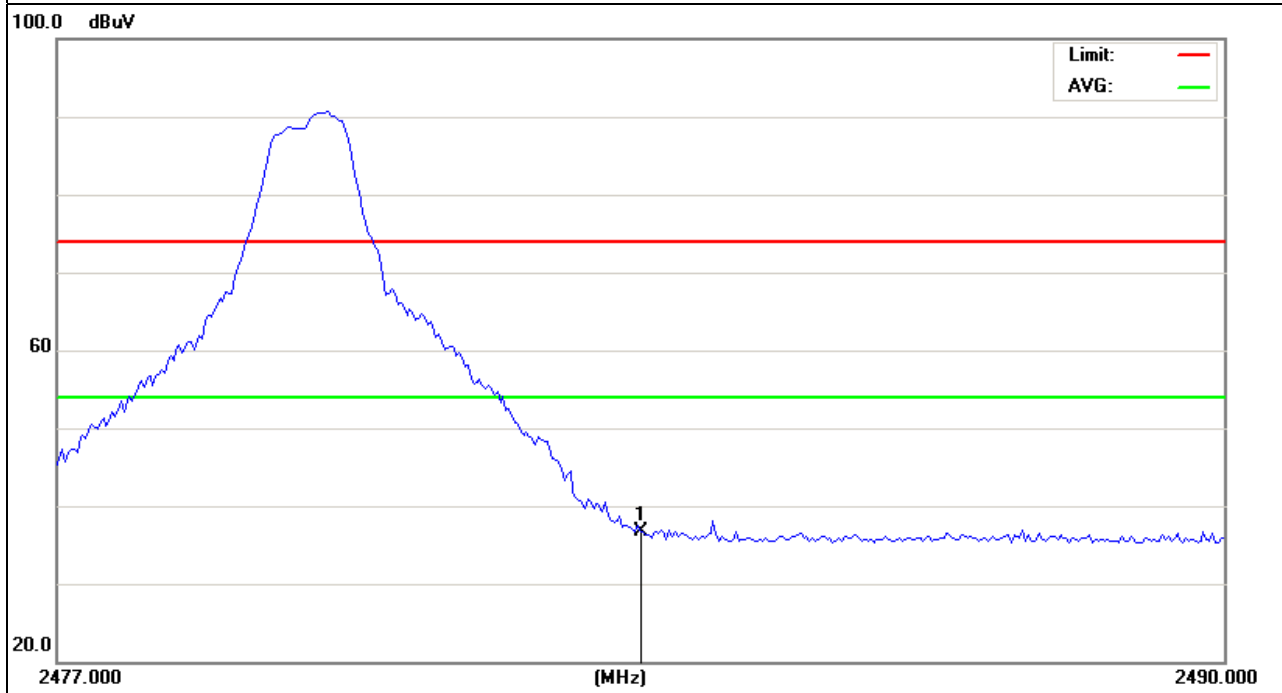
Remark:
 Factor = Antenna Factor + Cable Loss – Pre-amplifier.



EUT :	Bluetooth Wireless Keyboard	Model Name :	WKB-1000BA
Temperature :	20 °C	Relative Humidity :	48%
Pressure :	1010 hPa	Test Voltage :	DC 3.7V
Test Mode :	TX /2480MHz-3Mbps	Polarization :	Horizontal

Frequency (MHz)	Meter Reading (dBμV)	Factor (dB)	Emission Level (dBμV/m)	Limits (dBμV/m)	Margin (dB)	Detector Type
2483.5	49.52	-12.78	36.74	74	-37.26	peak

Remark:
 Factor = Antenna Factor + Cable Loss – Pre-amplifier.



4. NUMBER OF HOPPING CHANNEL

4.1 APPLIED PROCEDURES / LIMIT

FCC Part15 (15.247) , Subpart C				
Section	Test Item	Limit	Frequency Range (MHz)	Result
15.247 (a)(1)(iii)	Number of Hopping Channel	≥15	2400-2483.5	PASS

Spectrum Parameters	Setting
Attenuation	Auto
Span Frequency	= the frequency band of operation
RB	RBW ≥ 1% of the span
VB	VBW ≥ RBW
Detector	Peak
Trace	Max Hold
Sweep Time	Auto

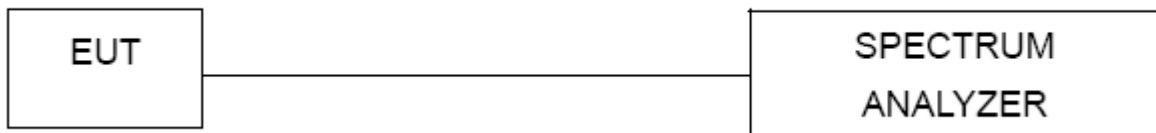
4.1.1 TEST PROCEDURE

- a. The EUT was directly connected to the spectrum analyzer and antenna output port as show in the block diagram below,
- b. Spectrum Setting : RBW= 1MHz, VBW=3MHz, Sweep time = Auto.

4.1.2 DEVIATION FROM STANDARD

No deviation.

4.1.3 TEST SETUP



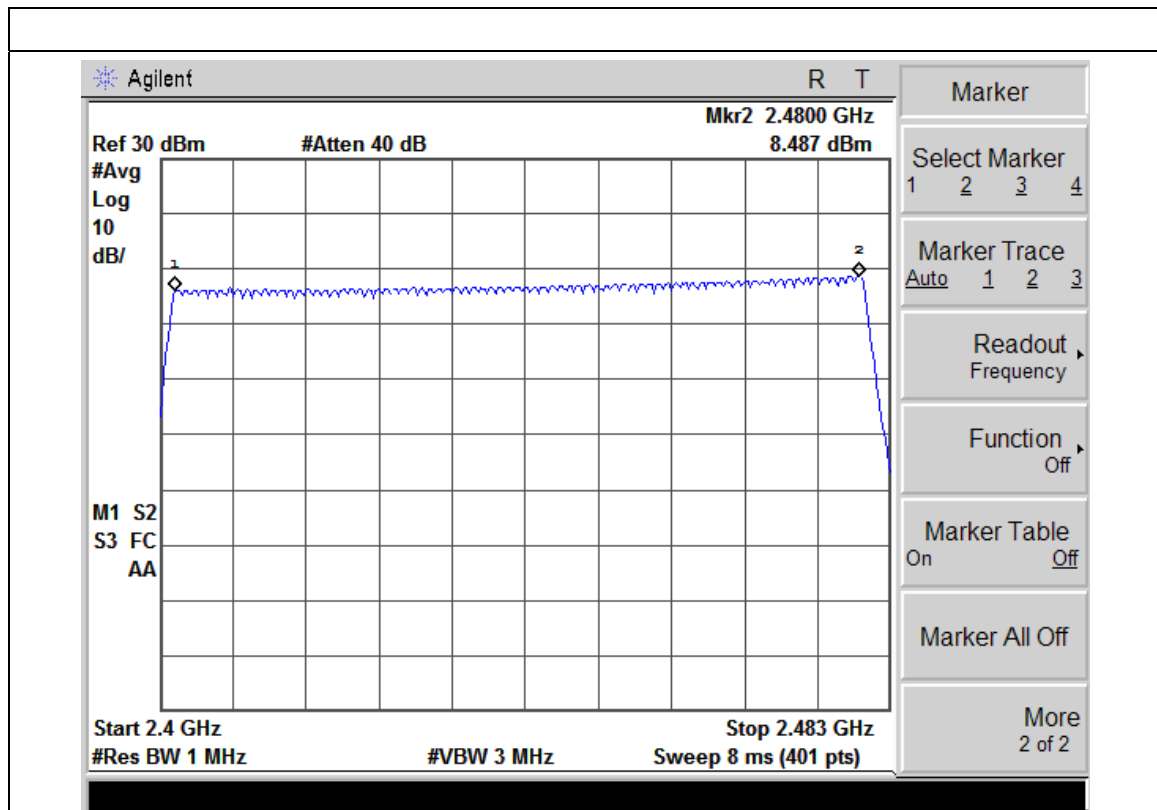
4.1.4 EUT OPERATION CONDITIONS

The EUT tested system was configured as the statements of 2.4 Unless otherwise a special operating condition is specified in the follows during the testing.

4.1.5 TEST RESULTS

EUT :	Bluetooth Wireless Keyboard	Model Name :	WKB-1000BA
Temperature :	25 °C	Relative Humidity :	60%
Pressure :	1015 hPa	Test Voltage :	DC 3.7V
Test Mode :	Hopping Mode		

Number of Hopping Channel	79
---------------------------	----



5. AVERAGE TIME OF OCCUPANCY

5.1 APPLIED PROCEDURES / LIMIT

FCC Part15 (15.247) , Subpart C				
Section	Test Item	Limit	Frequency Range (MHz)	Result
15.247 (a)(1)(iii)	Average Time of Occupancy	0.4sec	2400-2483.5	PASS

5.1.1 TEST PROCEDURE

- a. The transmitter output (antenna port) was connected to the spectrum analyzer
- b. Set RBW of spectrum analyzer to 1MHz and VBW to 1MHz.
- c. Use a video trigger with the trigger level set to enable triggering only on full pulses.
- d. Sweep Time is more than once pulse time.
- e. Set the center frequency on any frequency would be measure and set the frequency span to zero span.
- f. Measure the maximum time duration of one single pulse.
- g. Set the EUT for DH5, DH3 and DH1 packet transmitting.
- h. Measure the maximum time duration of one single pulse.
- i. A Period Time = (channel number)*0.4
 DH1 Time Slot: Reading * (1600/2)*31.6/(channel number)
 DH3 Time Slot: Reading * (1600/4)*31.6/(channel number)
 DH5 Time Slot: Reading * (1600/6)*31.6/(channel number)

5.1.2 DEVIATION FROM STANDARD

No deviation.

5.1.3 TEST SETUP



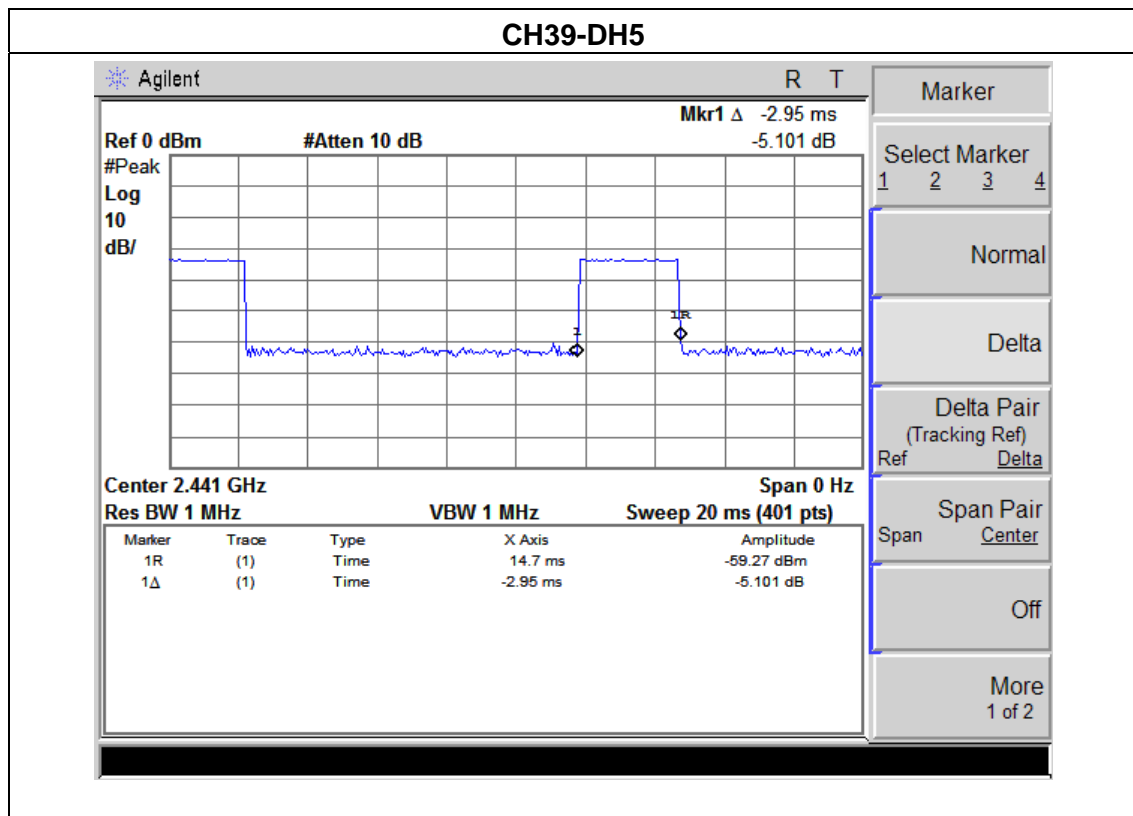
5.1.4 EUT OPERATION CONDITIONS

The EUT tested system was configured as the statements of 2.4 Unless otherwise a special operating condition is specified in the follows during the testing.

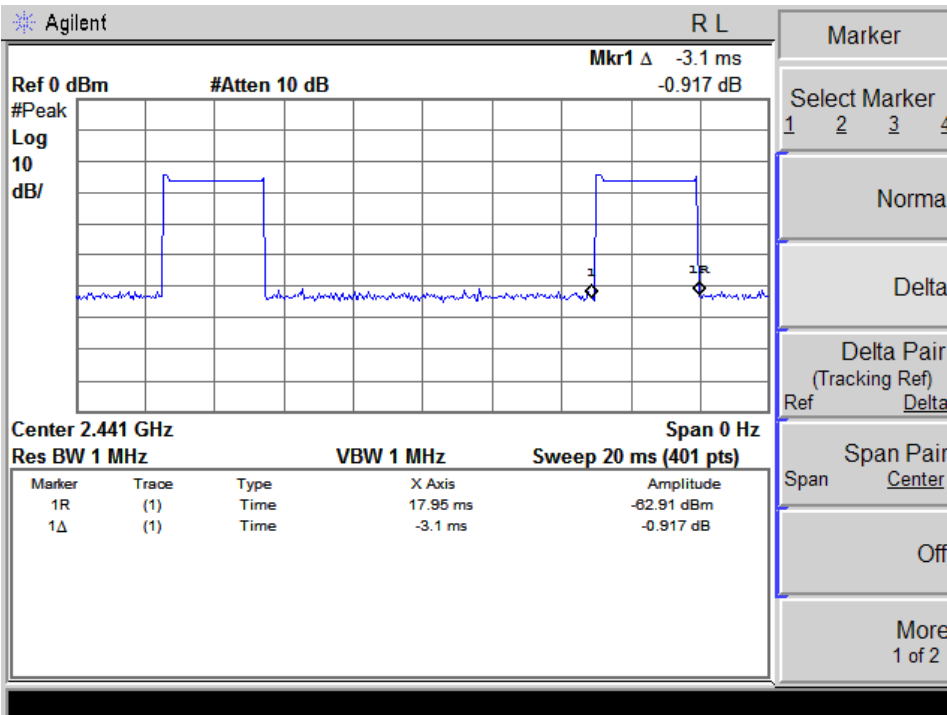
5.1.5 TEST RESULTS

EUT :	Bluetooth Wireless Keyboard	Model Name :	WKB-1000BA
Temperature :	25 °C	Relative Humidity :	60%
Pressure :	1012 hPa	Test Voltage :	DC 3.7V
Test Mode :	CH39-DH5 ,2DH5,3DH5		

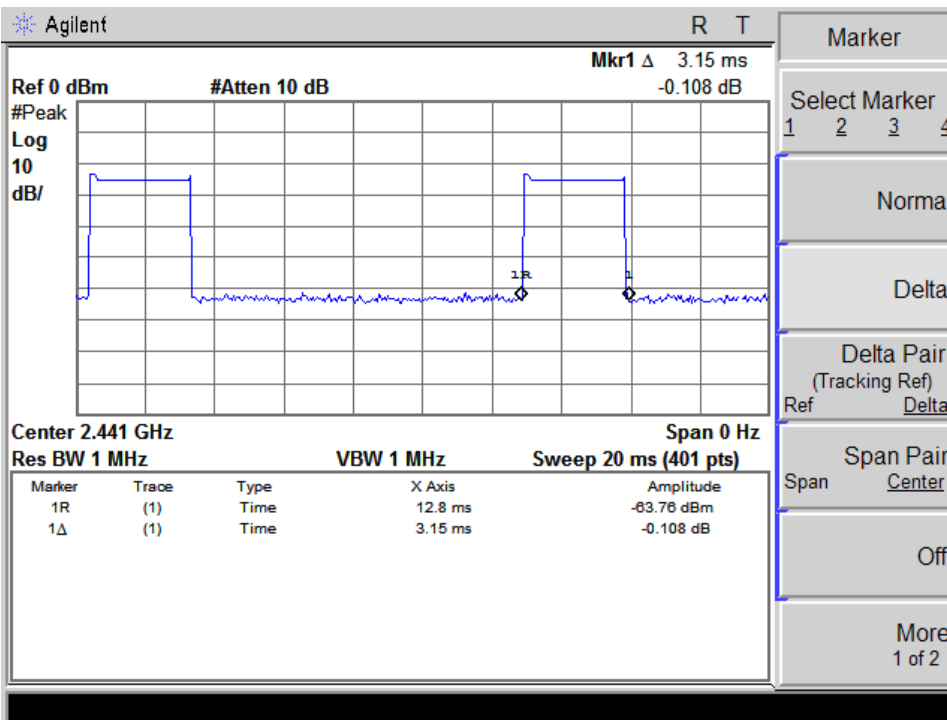
Data Packet	Frequency	Pulse Duration (ms)	Dwell Time (s)	Limits (s)
DH5	2441 MHz	2.95	0.31	0.4
2DH5	2441 MHz	3.10	0.33	0.4
3DH5	2441 MHz	3.15	0.34	0.4



CH39-2DH5

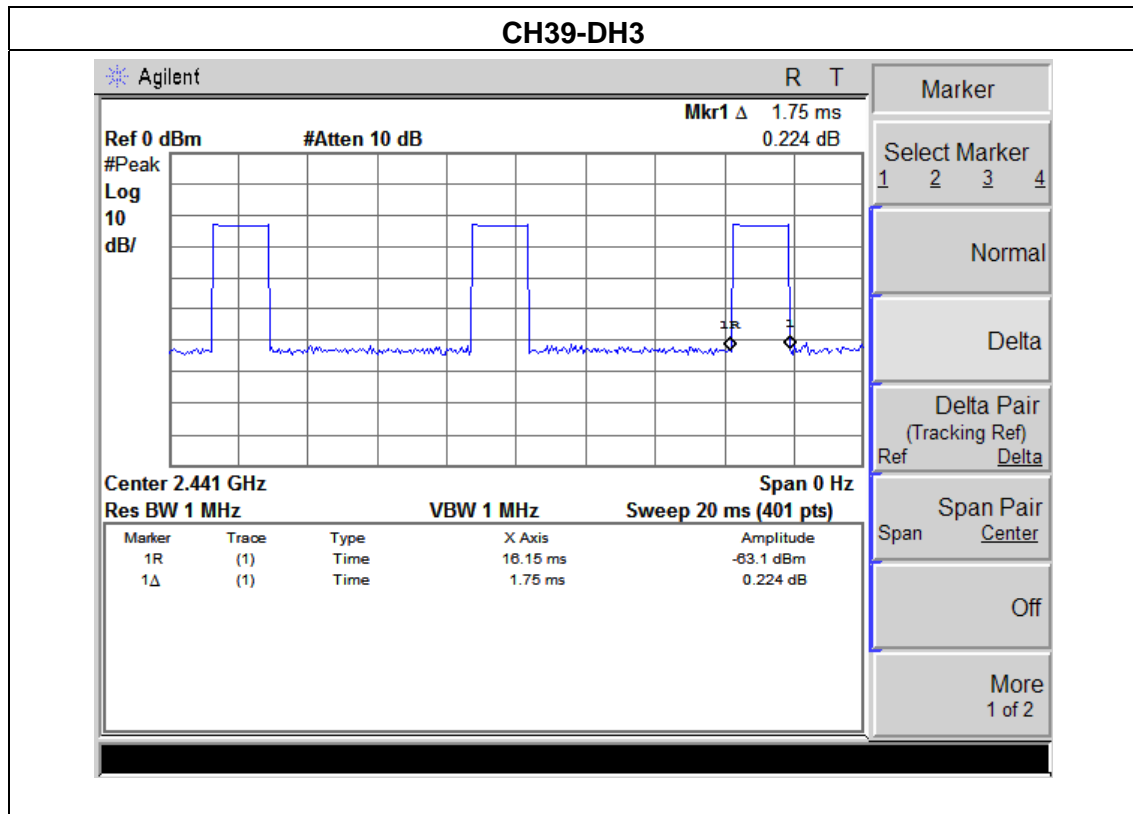


CH39-3DH5

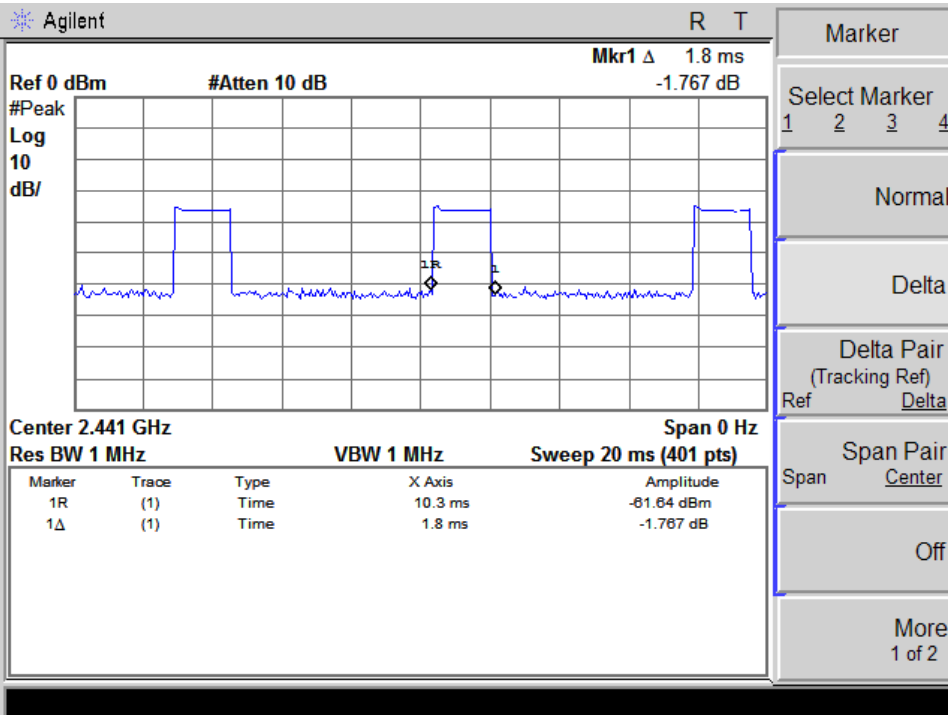


EUT :	Bluetooth Wireless Keyboard	Model Name :	WKB-1000BA
Temperature :	25 °C	Relative Humidity :	60%
Pressure :	1012 hPa	Test Voltage :	DC 3.7V
Test Mode :	CH39-DH3,2DH3,3DH3		

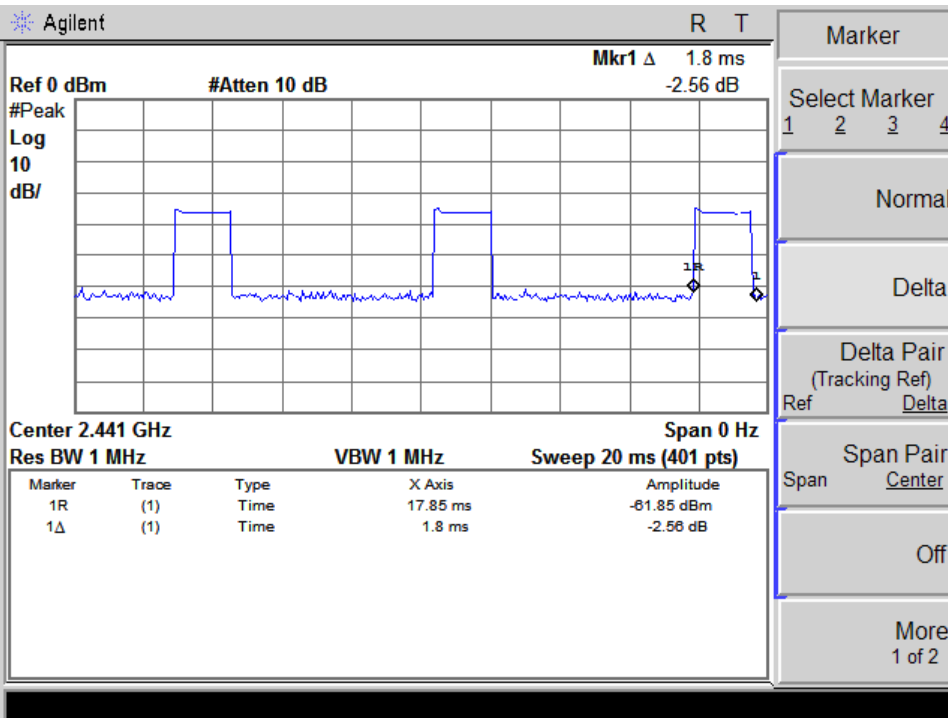
Data Packet	Frequency	Pulse Duration (ms)	Dwell Time (s)	Limits (s)
DH3	2441 MHz	1.75	0.19	0.4
2DH3	2441 MHz	1.80	0.19	0.4
3DH3	2441 MHz	1.80	0.19	0.4



CH39-2DH3

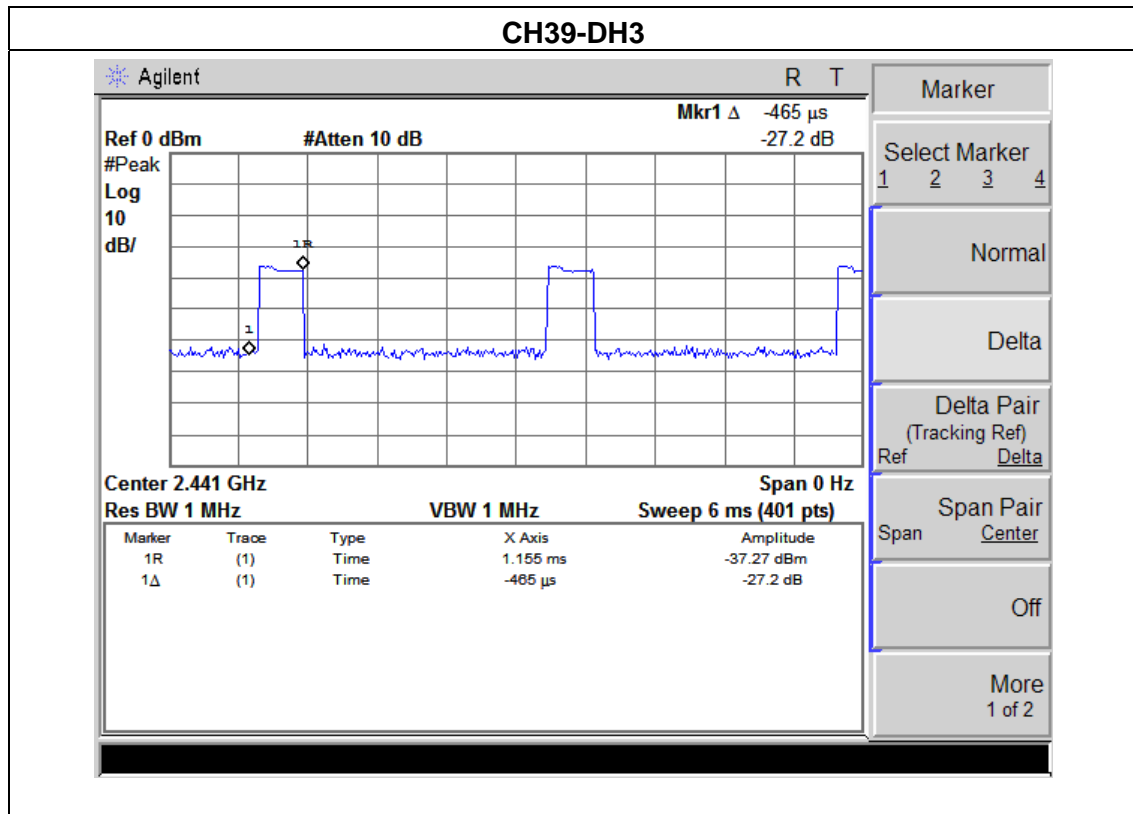


CH39-3DH3

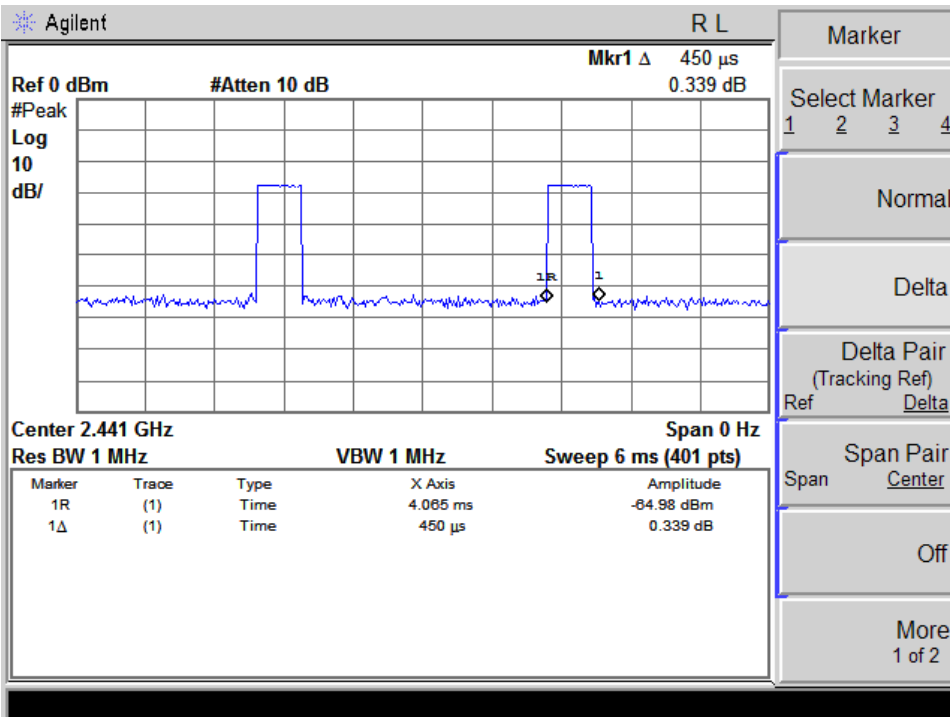


EUT :	Bluetooth Wireless Keyboard	Model Name :	WKB-1000BA
Temperature :	25 °C	Relative Humidity :	60%
Pressure :	1012 hPa	Test Voltage :	DC 3.7V
Test Mode :	CH39-DH1,2DH1,3DH1		

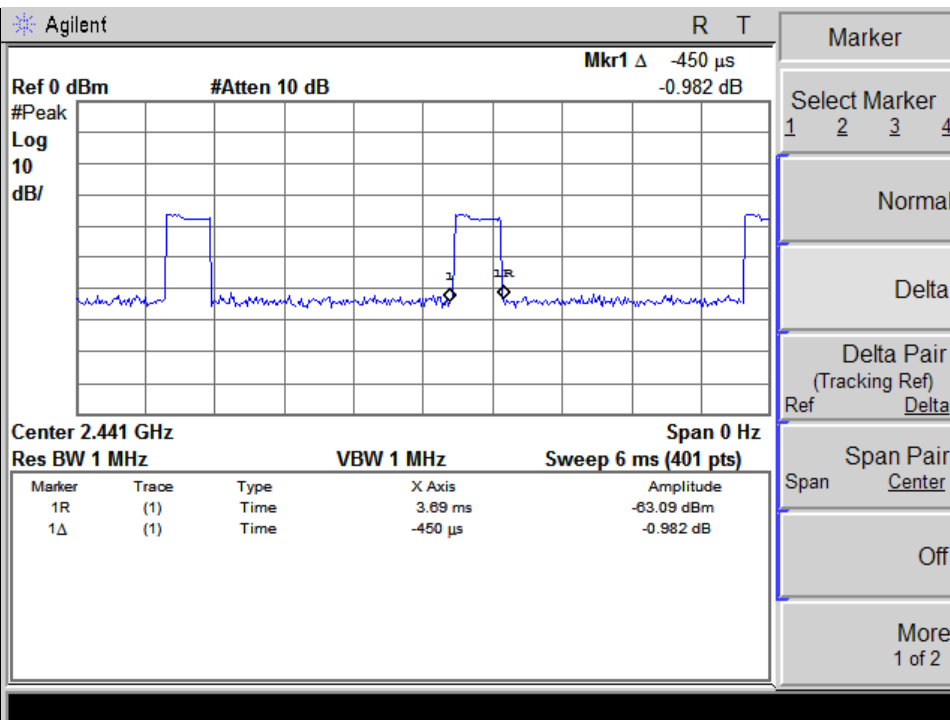
Data Packet	Frequency	Pulse Duration (ms)	Dwell Time (s)	Limits (s)
DH1	2441 MHz	0.46	0.05	0.4
2DH1	2441 MHz	0.45	0.05	0.4
3DH1	2441 MHz	0.45	0.05	0.4



CH39-2DH3



CH39-3DH3



6. HOPPING CHANNEL SEPARATION MEASUREMENT

6.1 APPLIED PROCEDURES / LIMIT

Frequency hopping systems operating in the 2400-2483.5 MHz band may have hopping channel carrier frequencies that are separated by 25 kHz or two-thirds of the 20 dB bandwidth of the hopping channel, whichever is greater.

Spectrum Parameter	Setting
Attenuation	Auto
Span Frequency	> Measurement Bandwidth or Channel Separation
RB	100 kHz (Channel Separation)
VB	300 kHz (Channel Separation)
Detector	Peak
Trace	Max Hold
Sweep Time	Auto

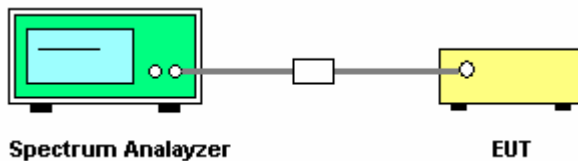
6.1.1 TEST PROCEDURE

- a. The transmitter output (antenna port) was connected to the spectrum analyser in peak hold mode.
- b. The resolution bandwidth of 100 kHz and the video bandwidth of 300 kHz were utilised for channel separation measurement.

6.1.2 DEVIATION FROM STANDARD

No deviation.

6.1.3 TEST SETUP



6.1.4 EUT OPERATION CONDITIONS

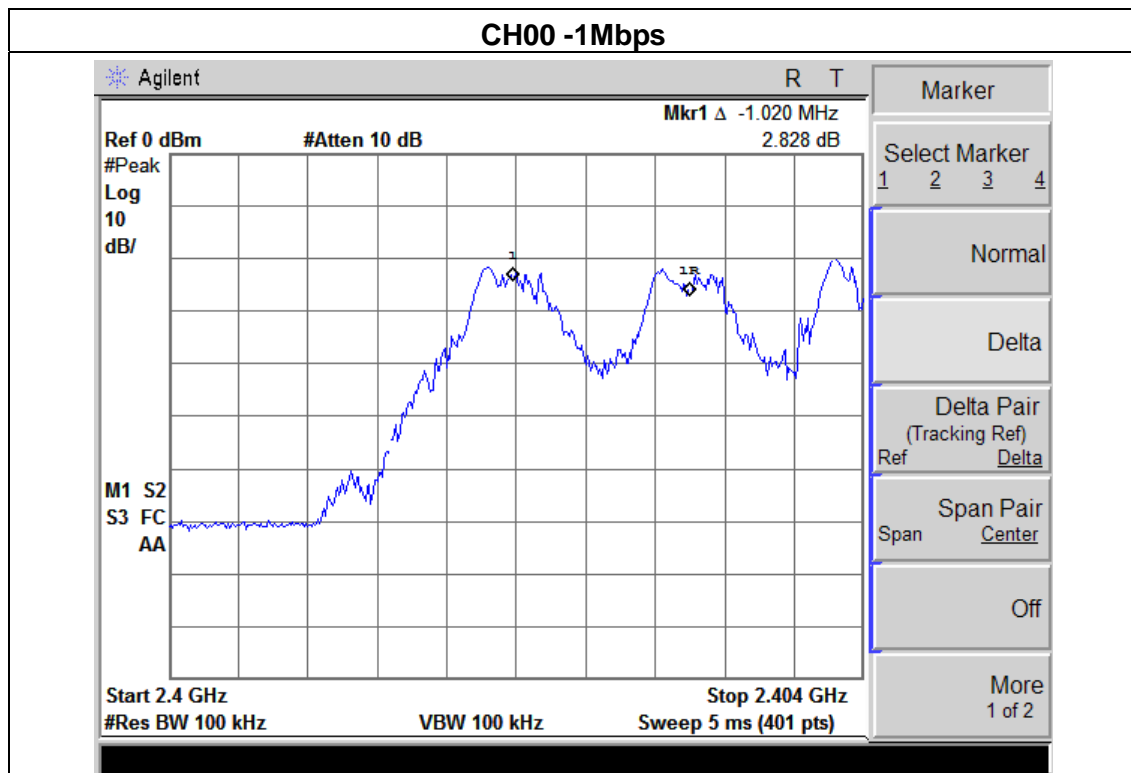
The EUT was programmed to be in continuously transmitting mode.

6.1.5 TEST RESULTS

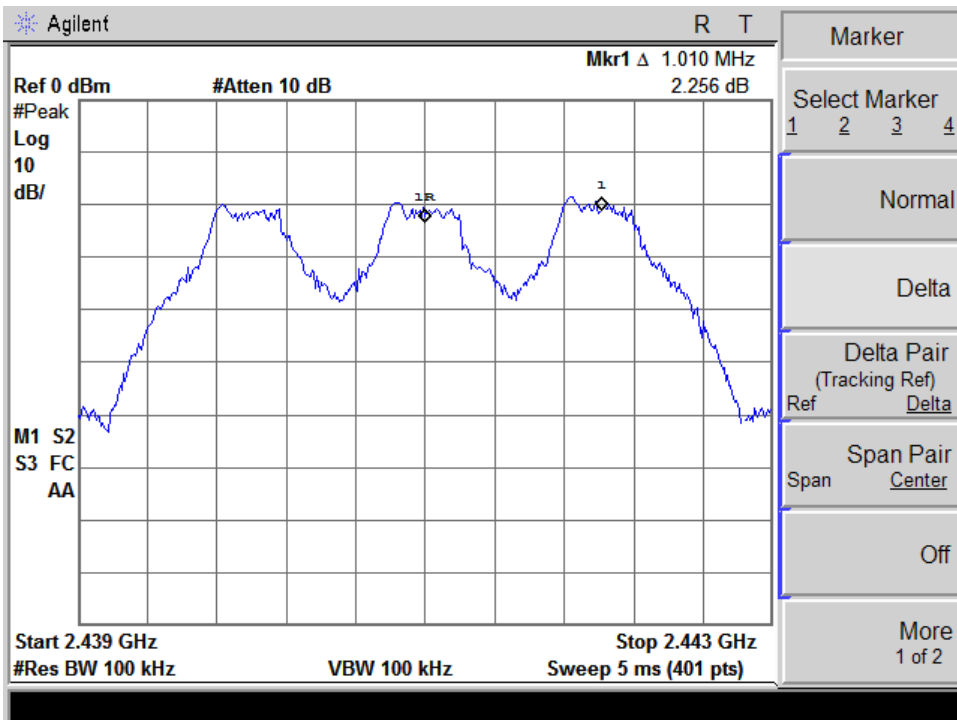
EUT :	Bluetooth Wireless Keyboard	Model Name :	WKB-1000BA
Temperature :	25 °C	Relative Humidity :	60%
Pressure :	1012 hPa	Test Voltage :	DC 3.7V
Test Mode :	CH00 / CH39 /CH78 (1Mbps Mode)		

Frequency	Ch. Separation (MHz)	Result
2402 MHz	1.020	Complies
2441 MHz	1.010	Complies
2480 MHz	1.020	Complies

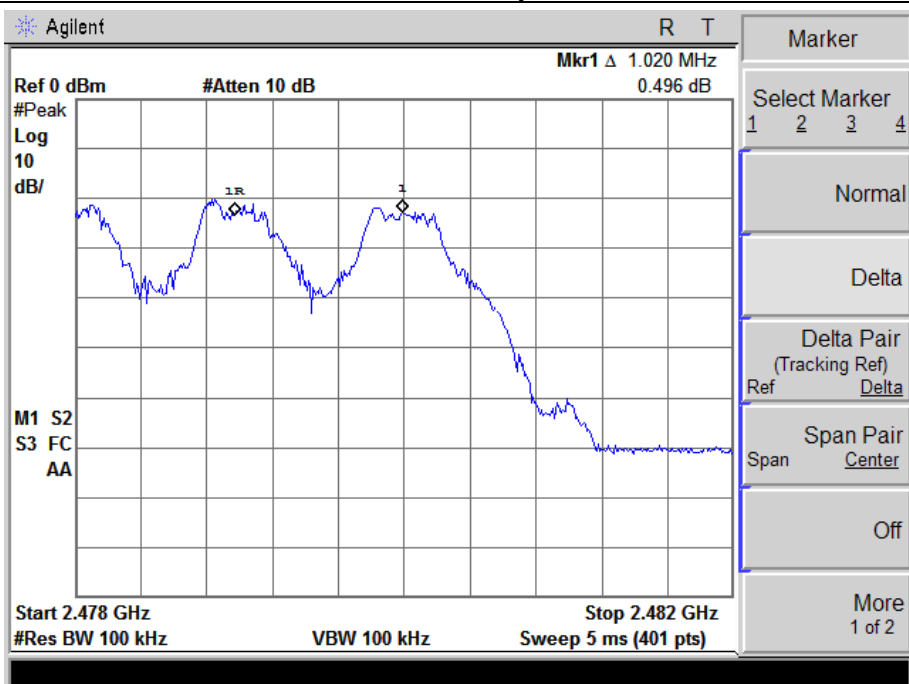
Ch. Separation Limits: >20dB bandwidth or >2/3 of 20dB bandwidth



CH39 -1Mbps



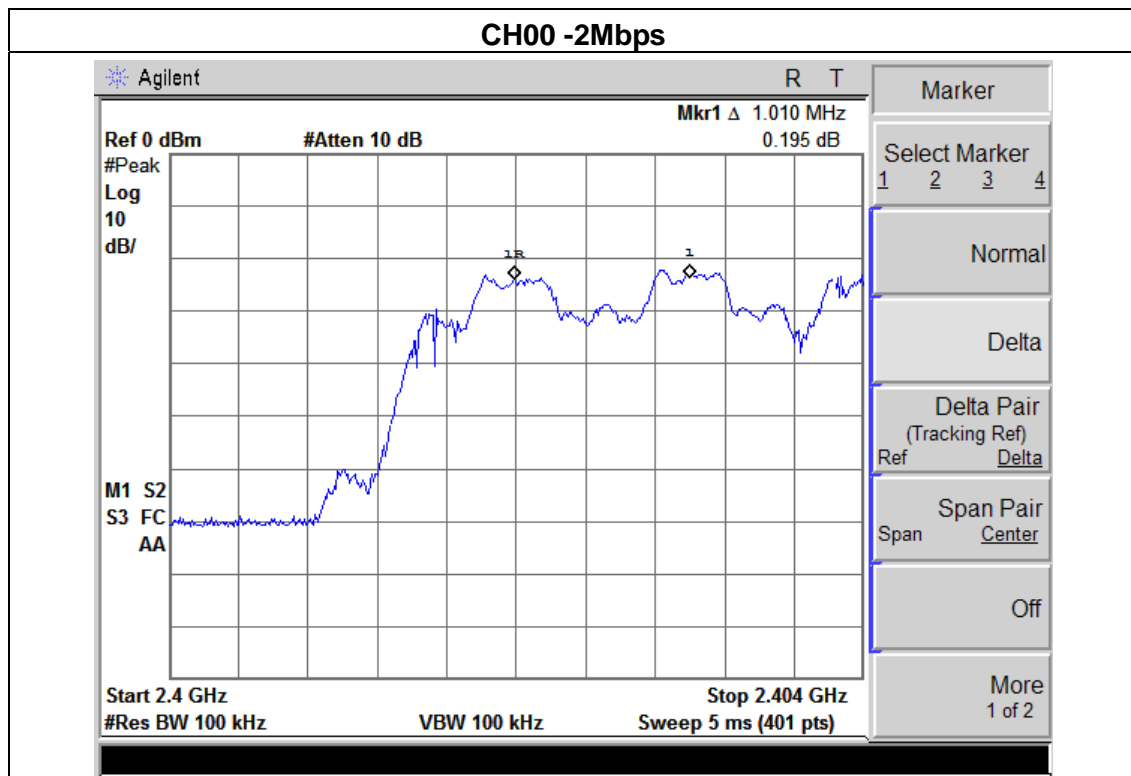
CH78 -1Mbps



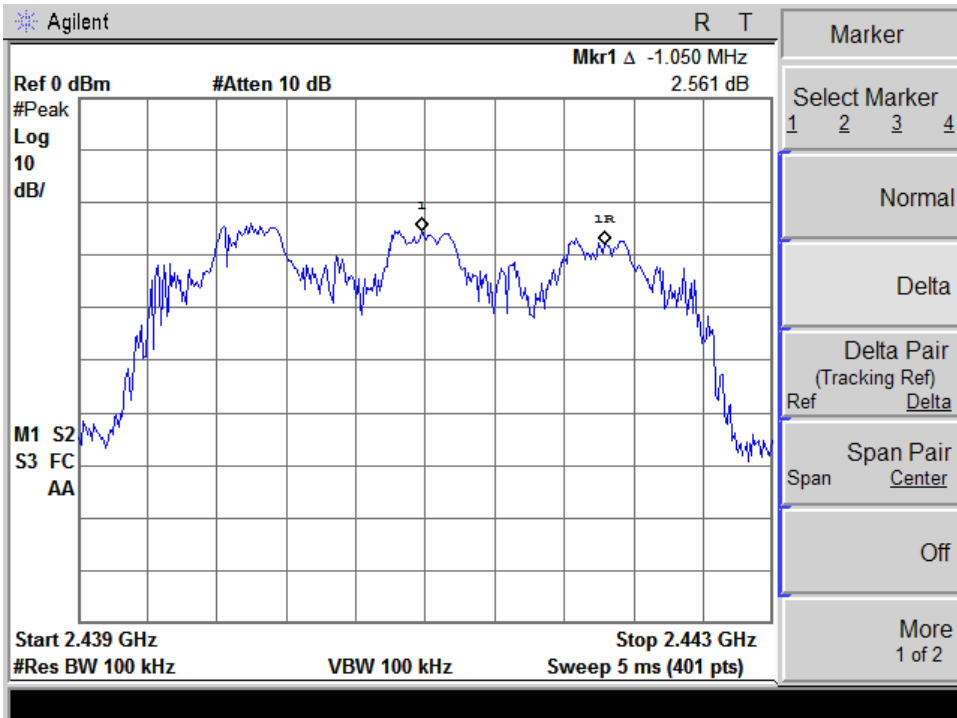
EUT :	Bluetooth Wireless Keyboard	Model Name :	WKB-1000BA
Temperature :	25 °C	Relative Humidity :	60%
Pressure :	1012 hPa	Test Voltage :	DC 3.7V
Test Mode :	CH00 / CH39 /CH78 (2Mbps Mode)		

Frequency	Ch. Separation (MHz)	Result
2402 MHz	1.010	Complies
2441 MHz	1.050	Complies
2480 MHz	1.010	Complies

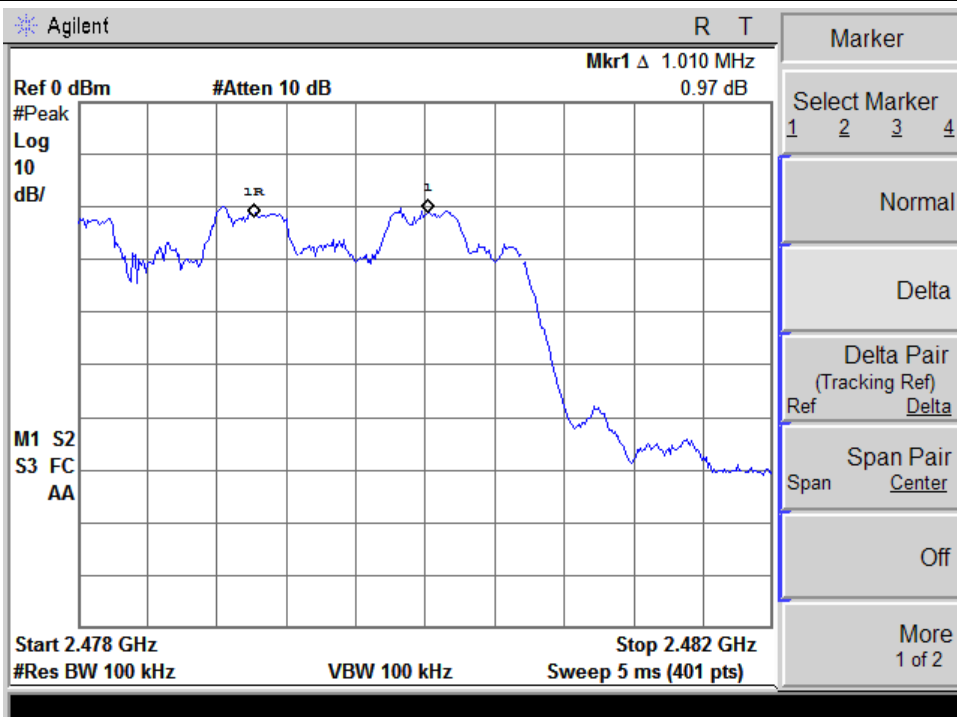
Ch. Separation Limits: >20dB bandwidth or >2/3 of 20dB bandwidth



CH39 -2Mbps



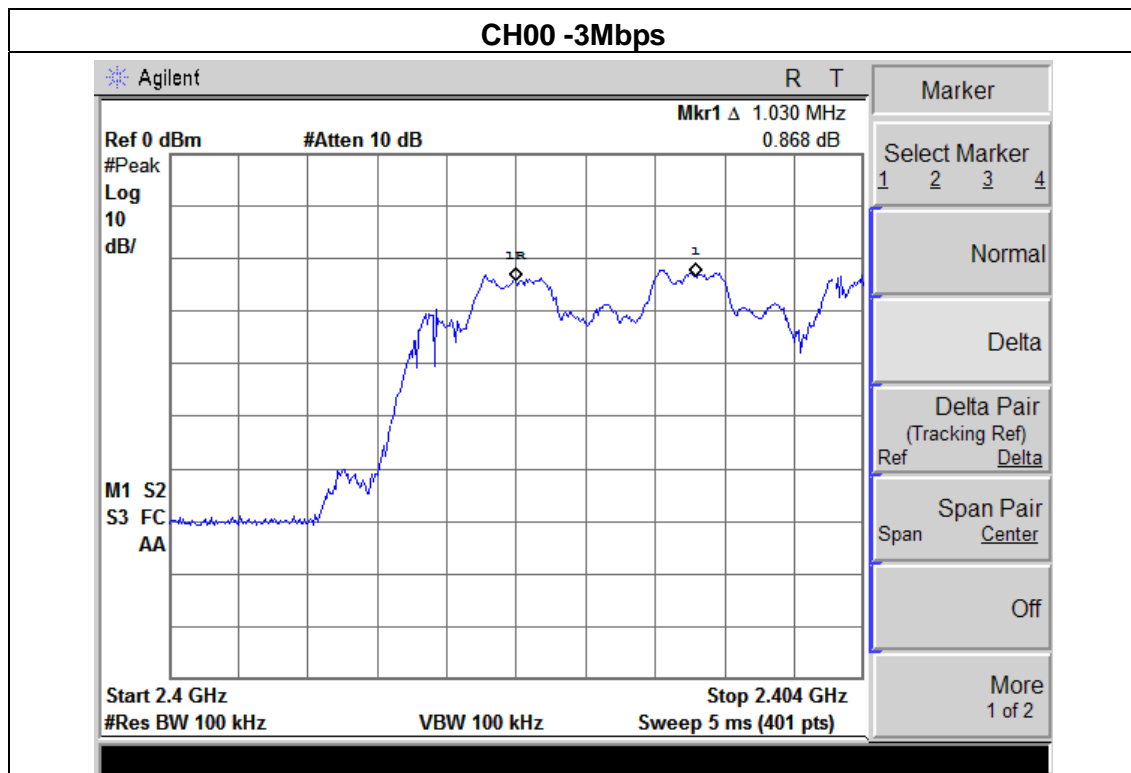
CH78 -2Mbps



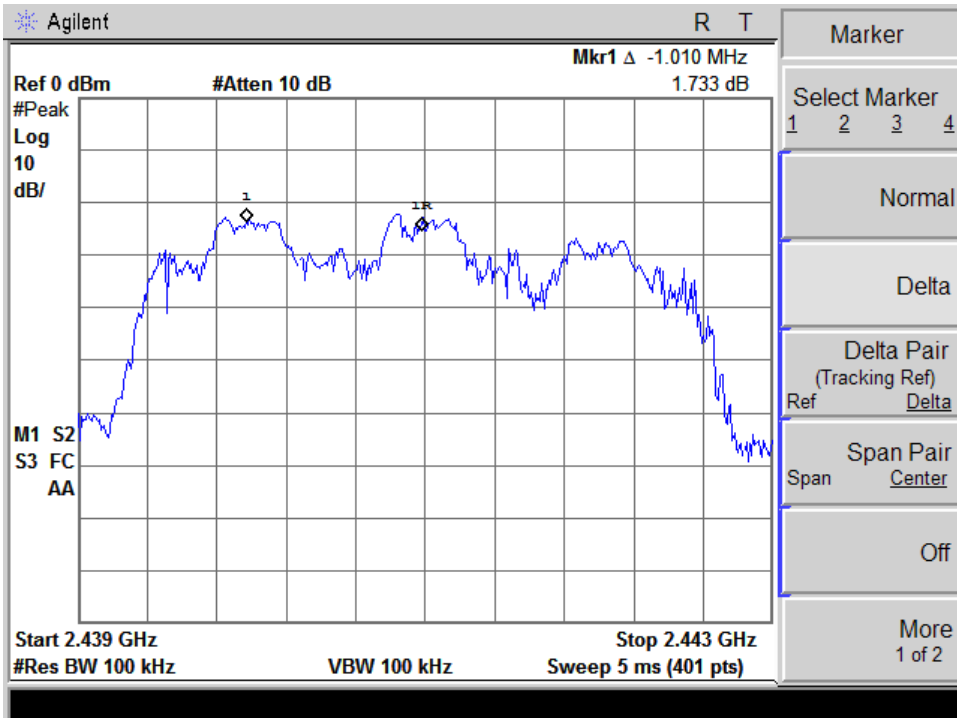
EUT :	Bluetooth Wireless Keyboard	Model Name :	WKB-1000BA
Temperature :	25 °C	Relative Humidity :	60%
Pressure :	1012 hPa	Test Voltage :	DC 3.7V
Test Mode :	CH00 / CH39 /CH78 (3Mbps Mode)		

Frequency	Ch. Separation (MHz)	Result
2402 MHz	1.030	Complies
2441 MHz	1.010	Complies
2480 MHz	1.000	Complies

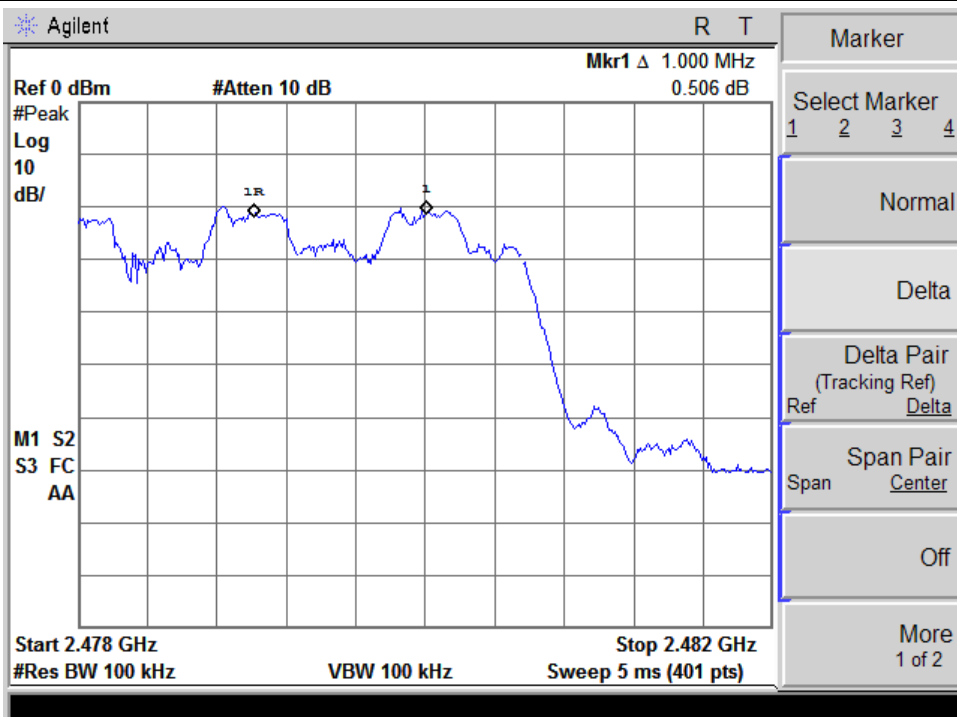
Ch. Separation Limits: >20dB bandwidth or >2/3 of 20dB bandwidth



CH39 -3Mbps



CH78 -3Mbps



7. BANDWIDTH TEST

7.1 APPLIED PROCEDURES / LIMIT

FCC Part15 (15.247) , Subpart C				
Section	Test Item	Limit	Frequency Range (MHz)	Result
15.247 (a)(1)	Bandwidth	(20dB bandwidth)	2400-2483.5	PASS

Spectrum Parameter	Setting
Attenuation	Auto
Span Frequency	> Measurement Bandwidth or Channel Separation
RB	30 kHz
VB	100 kHz
Detector	Peak
Trace	Max Hold
Sweep Time	Auto

7.1.1 TEST PROCEDURE

- a. The EUT was directly connected to the spectrum analyzer and antenna output port as show in the block diagram below,
- b. Spectrum Setting : RBW= 30KHz, VBW=100KHz, Sweep time = Auto.

7.1.2 DEVIATION FROM STANDARD

No deviation.

7.1.3 TEST SETUP



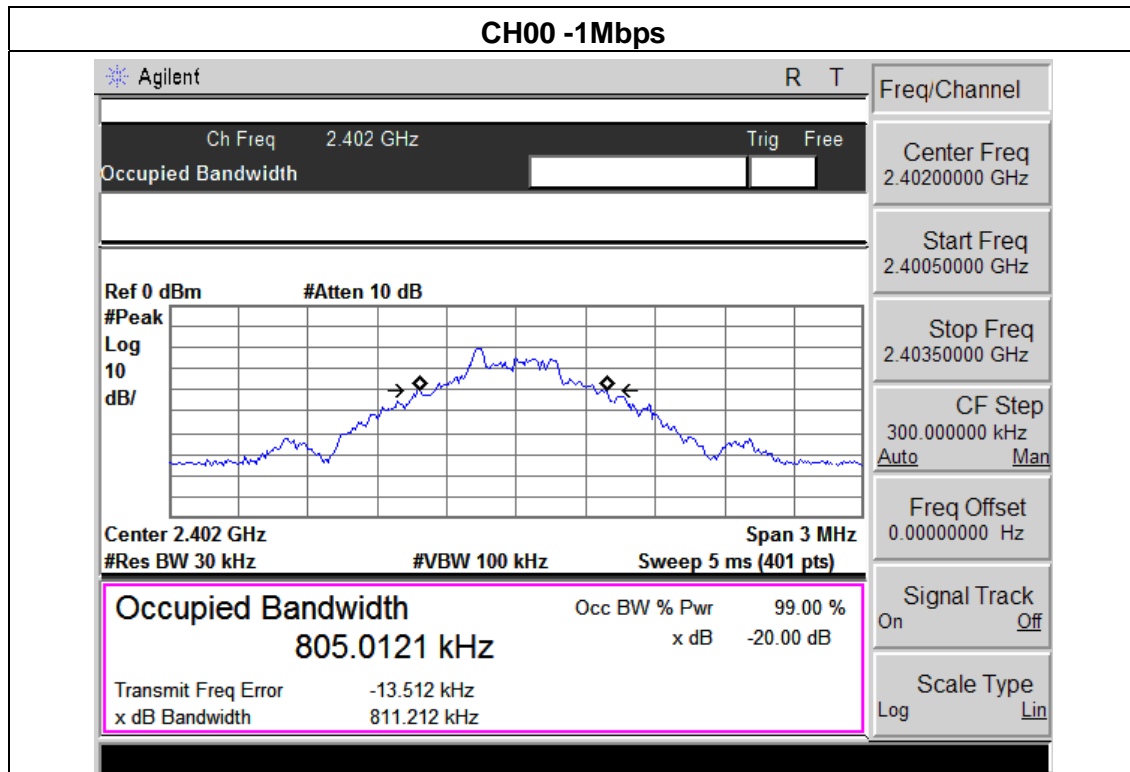
7.1.4 EUT OPERATION CONDITIONS

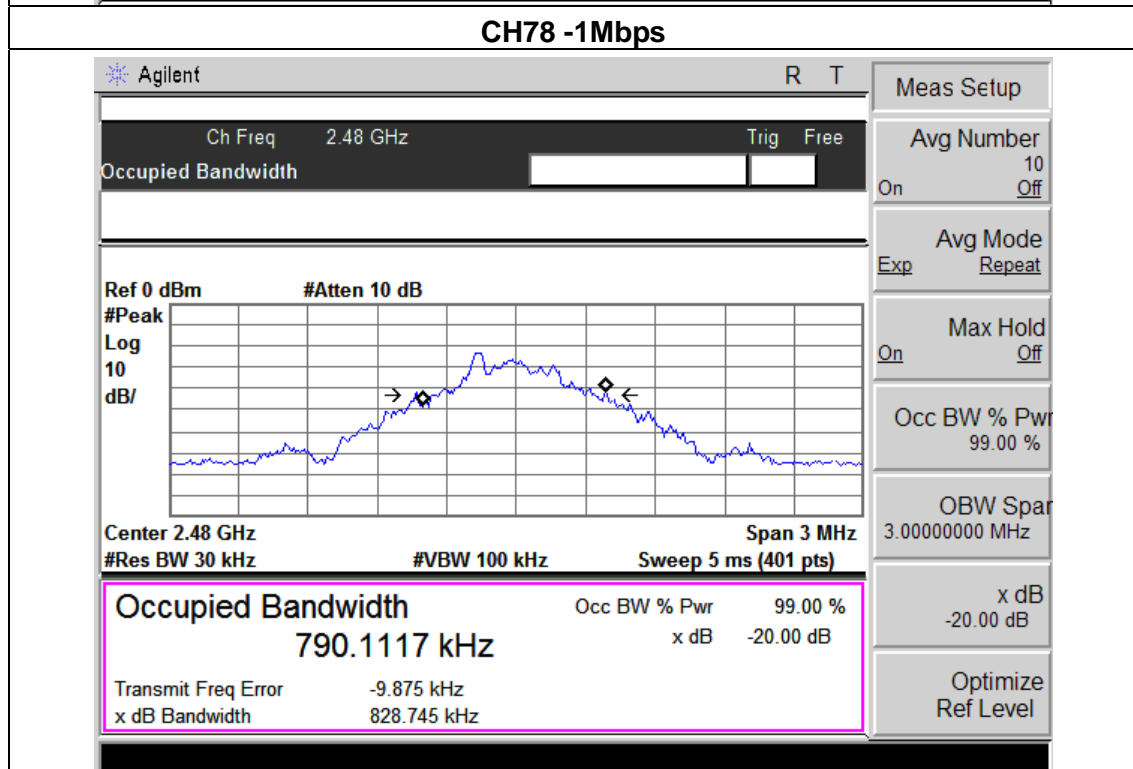
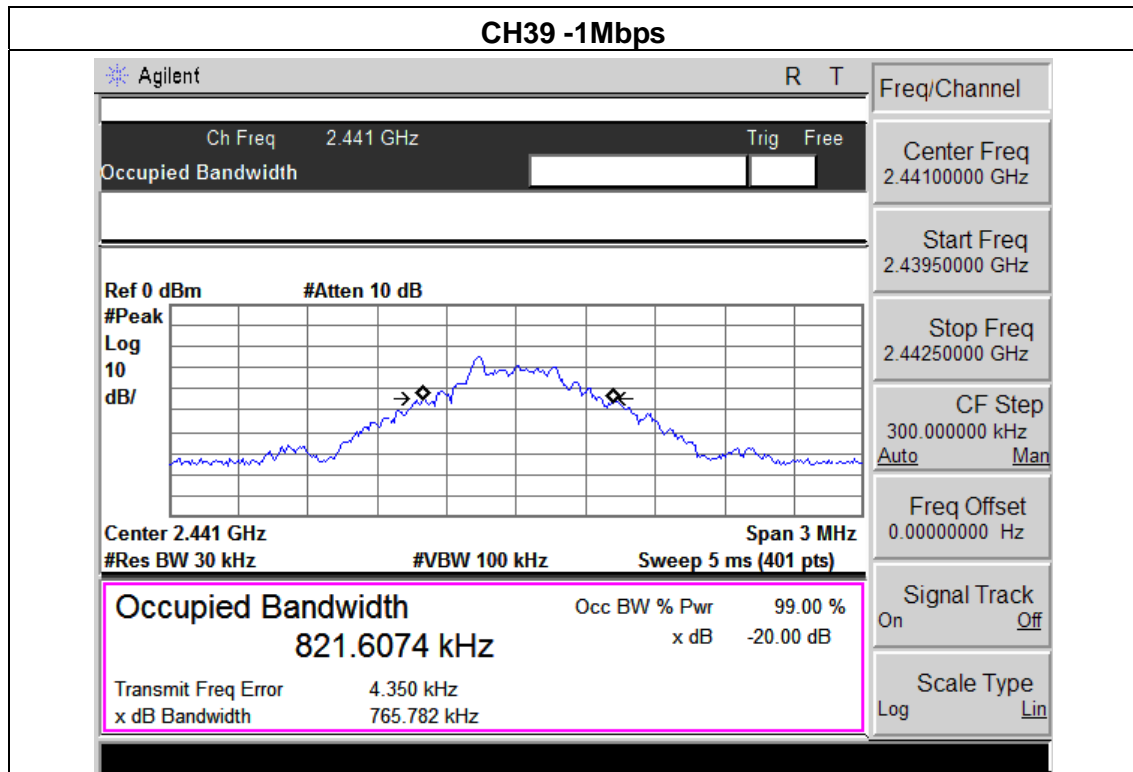
The EUT tested system was configured as the statements of 2.4 Unless otherwise a special operating condition is specified in the follows during the testing.

7.1.5 TEST RESULTS

EUT :	Bluetooth Wireless Keyboard	Model Name :	WKB-1000BA
Temperature :	25 °C	Relative Humidity :	60%
Pressure :	1012 hPa	Test Voltage :	DC 3.7V
Test Mode :	CH00 / CH39 /C78(1Mbps)		

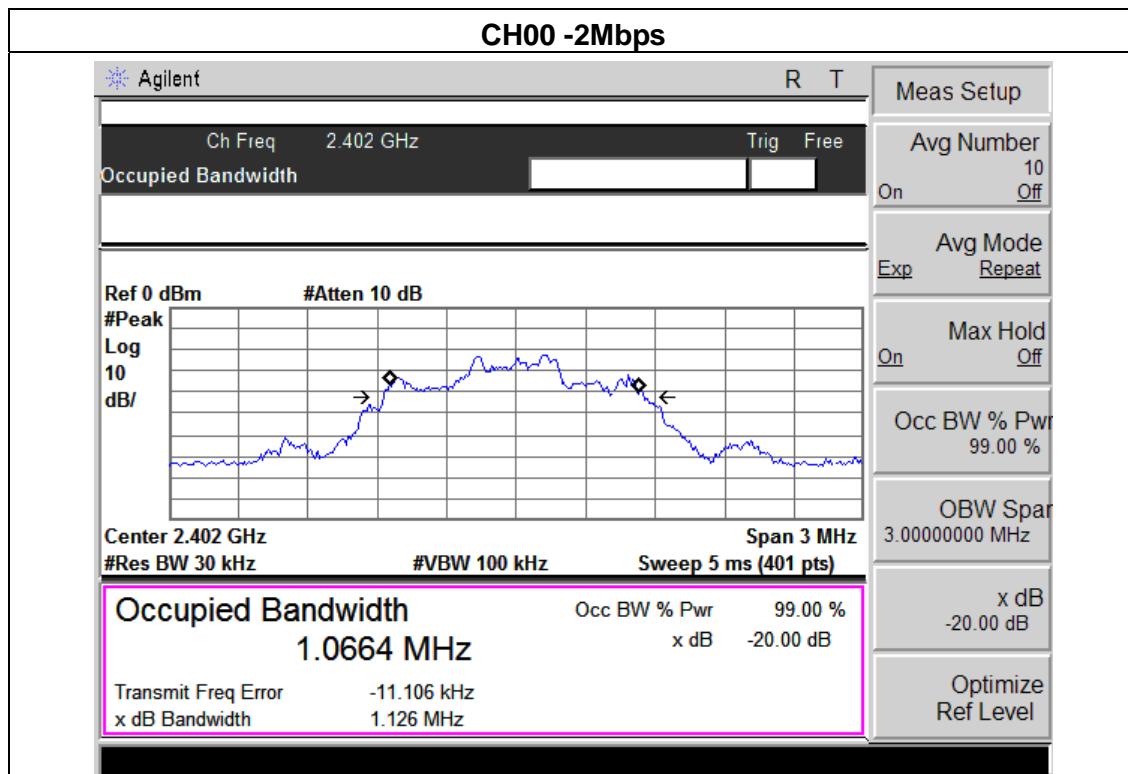
Frequency	20dB Bandwidth (kHz)	Result
2402 MHz	811.21	PASS
2441 MHz	765.78	PASS
2480 MHz	828.75	PASS



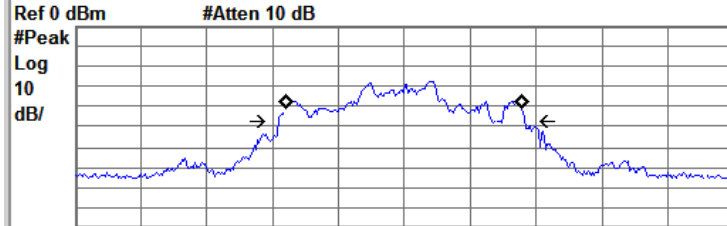


EUT :	Bluetooth Wireless Keyboard	Model Name :	WKB-1000BA
Temperature :	25 °C	Relative Humidity :	60%
Pressure :	1012 hPa	Test Voltage :	DC 3.7V
Test Mode :	CH00 / CH39 /C78(2Mbps)		

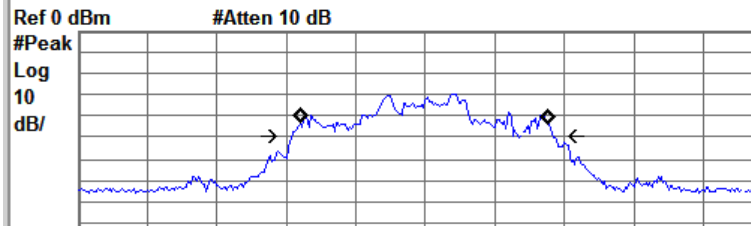
Frequency	20dB Bandwidth (kHz)	Result
2402 MHz	1.126	PASS
2441 MHz	1.124	PASS
2480 MHz	1.129	PASS



CH39 -2Mbps

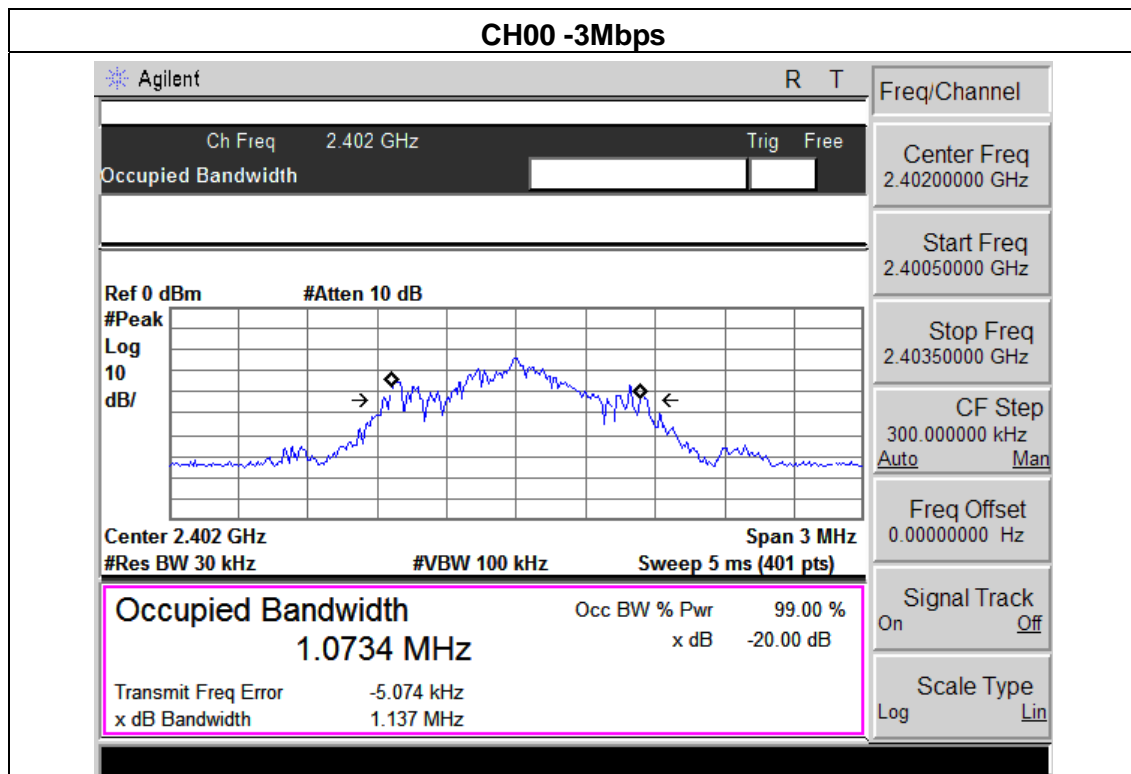
Agilent		R	T
Ch Freq 2.441 GHz		Trig	Free
Occupied Bandwidth			
			
Center 2.441 GHz		Span 3 MHz	
#Res BW 30 kHz		#VBW 100 kHz	Sweep 5 ms (401 pts)
Occupied Bandwidth		Occ BW % Pwr	99.00 %
1.0711 MHz		x dB	-20.00 dB
Transmit Freq Error		-6.337 kHz	
x dB Bandwidth		1.124 MHz	
Freq/Channel		Center Freq 2.44100000 GHz	
Start Freq		2.43950000 GHz	
Stop Freq		2.44250000 GHz	
CF Step		300.000000 kHz	
Auto		Man	
Freq Offset		0.00000000 Hz	
Signal Track		On Off	
Scale Type		Log Lin	

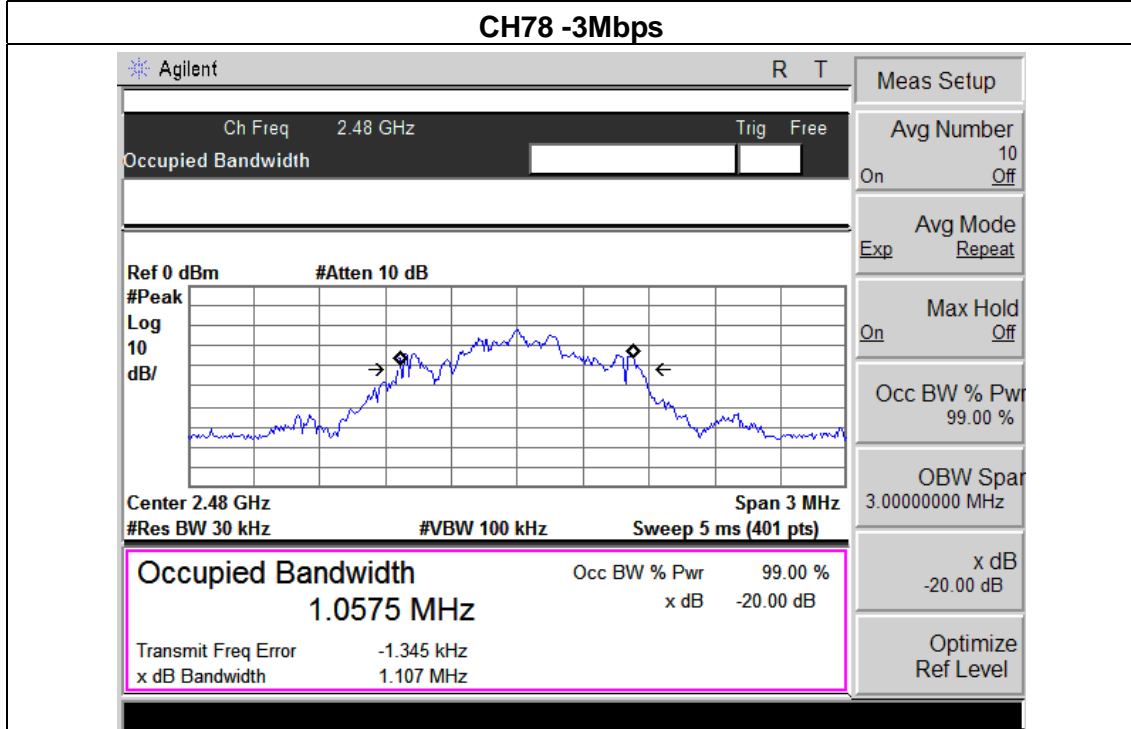
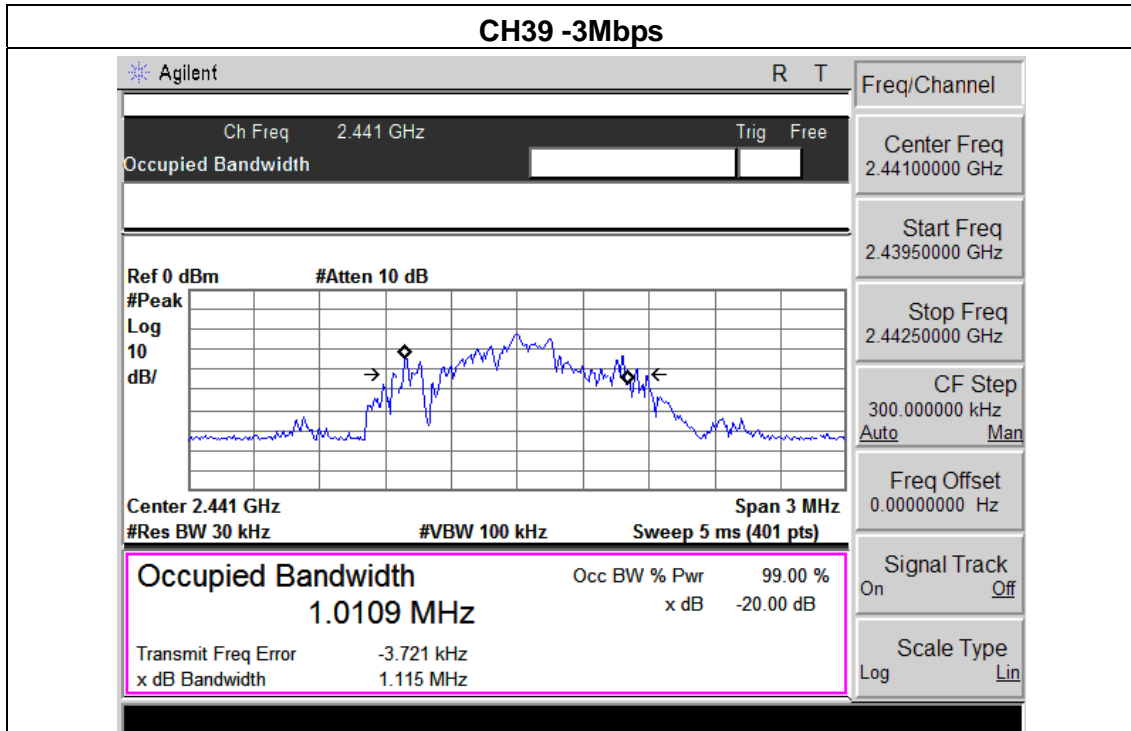
CH78 -2Mbps

Agilent		R	T
Ch Freq 2.48 GHz		Trig	Free
Occupied Bandwidth			
			
Center 2.48 GHz		Span 3 MHz	
#Res BW 30 kHz		#VBW 100 kHz	Sweep 5 ms (401 pts)
Occupied Bandwidth		Occ BW % Pwr	99.00 %
1.0693 MHz		x dB	-20.00 dB
Transmit Freq Error		-7.120 kHz	
x dB Bandwidth		1.129 MHz	
Freq/Channel		Center Freq 2.48000000 GHz	
Start Freq		2.47850000 GHz	
Stop Freq		2.48150000 GHz	
CF Step		300.000000 kHz	
Auto		Man	
Freq Offset		0.00000000 Hz	
Signal Track		On Off	
Scale Type		Log Lin	

EUT :	Bluetooth Wireless Keyboard	Model Name :	WKB-1000BA
Temperature :	25 °C	Relative Humidity :	60%
Pressure :	1012 hPa	Test Voltage :	DC 3.7V
Test Mode :	CH00 / CH39 /C78(3Mbps)		

Frequency	20dB Bandwidth (kHz)	Result
2402 MHz	1.137	PASS
2441 MHz	1.115	PASS
2480 MHz	1.107	PASS





8. PEAK OUTPUT POWER TEST

8.1 APPLIED PROCEDURES / LIMIT

FCC Part15 (15.247) , Subpart C				
Section	Test Item	Limit	Frequency Range (MHz)	Result
15.247 (b)(i)	Peak Output Power	0.125 w or 20.96dBm	2400-2483.5	PASS

8.1.1 TEST PROCEDURE

- a. The EUT was directly connected to the spectrum analyzer and antenna output port as show in the block diagram below,
- b. Spectrum Setting : RBW > the 20 dB bandwidth of the emission being measured
 - Span = approximately 5 times the 20 dB bandwidth, centered on a hopping channel
 - VBW \geq RBW
 - Sweep = auto
 - Detector function = peak
 - Trace = max hold

8.1.2 DEVIATION FROM STANDARD

No deviation.

8.1.3 TEST SETUP



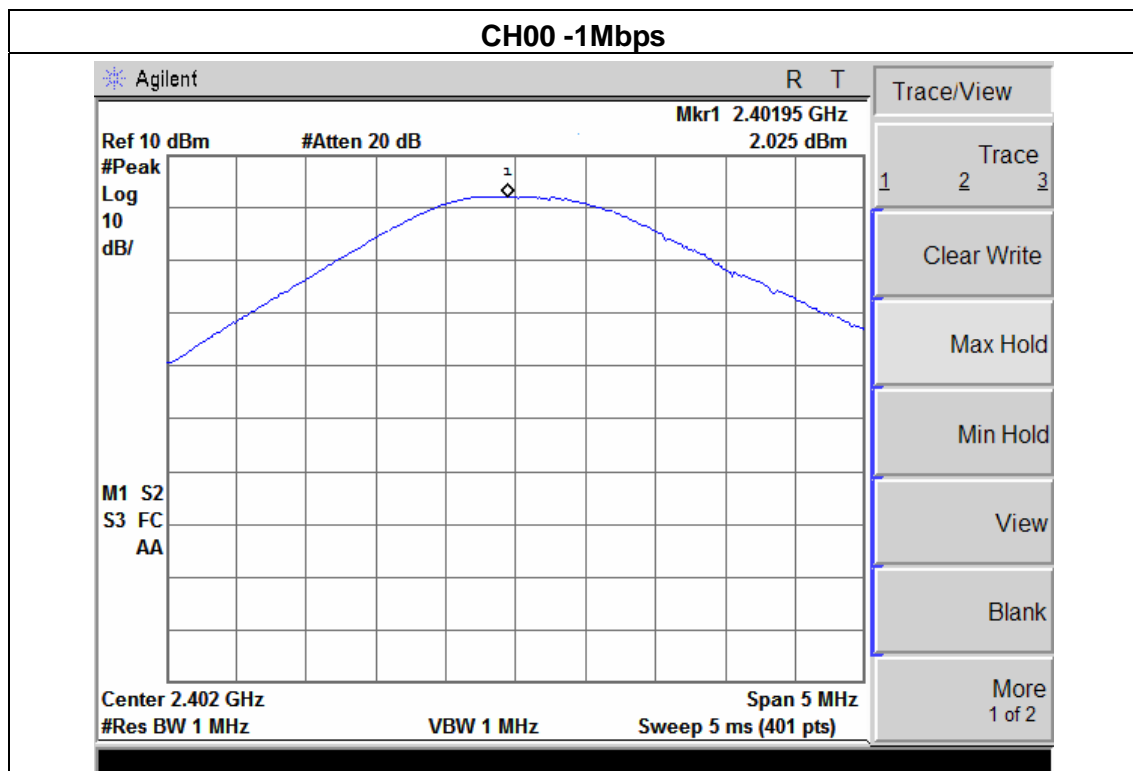
8.1.4 EUT OPERATION CONDITIONS

The EUT tested system was configured as the statements of 2.4 Unless otherwise a special operating condition is specified in the follows during the testing.

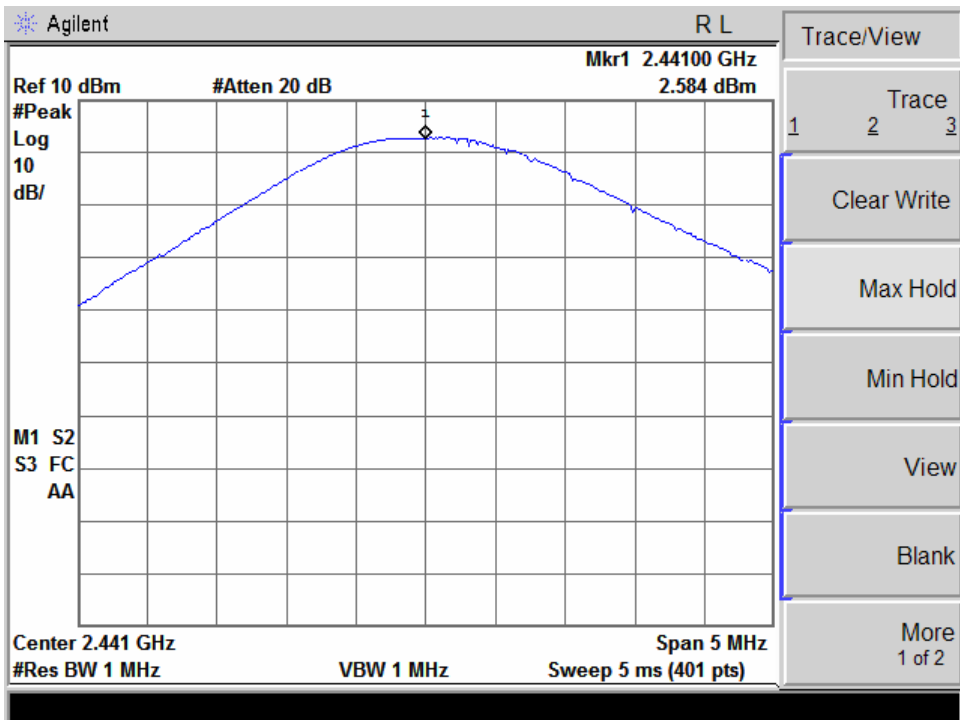
8.1.5 TEST RESULTS

EUT :	Bluetooth Wireless Keyboard	Model Name :	WKB-1000BA
Temperature :	25 °C	Relative Humidity :	60%
Pressure :	1012 hPa	Test Voltage :	DC 3.7V
Test Mode :	CH00/ CH39 /CH78 (1M/2M/3Mbps Mode)		

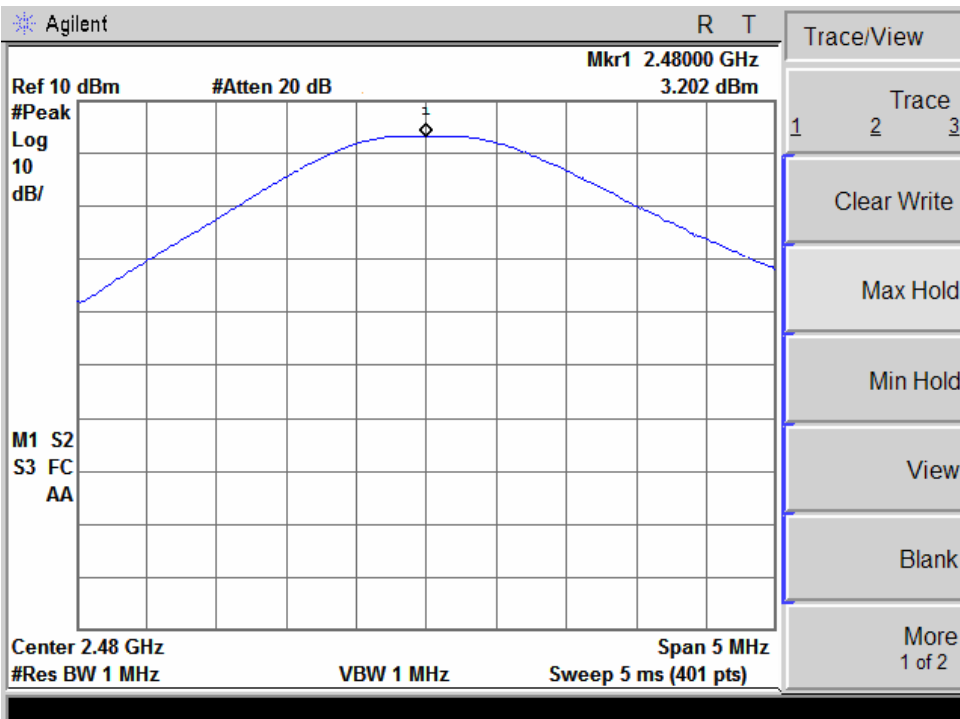
1Mbps			
Test Channel	Frequency (MHz)	Peak Output Power (dBm)	LIMIT (dBm)
CH00	2402	2.025	20.96
CH39	2441	2.584	20.96
CH78	2480	3.202	20.96
2Mbps			
CH00	2402	0.634	20.96
CH39	2441	1.462	20.96
CH78	2480	-0.736	20.96
3Mbps			
CH00	2402	0.562	20.96
CH39	2441	-0.363	20.96
CH78	2480	-0.19	20.96

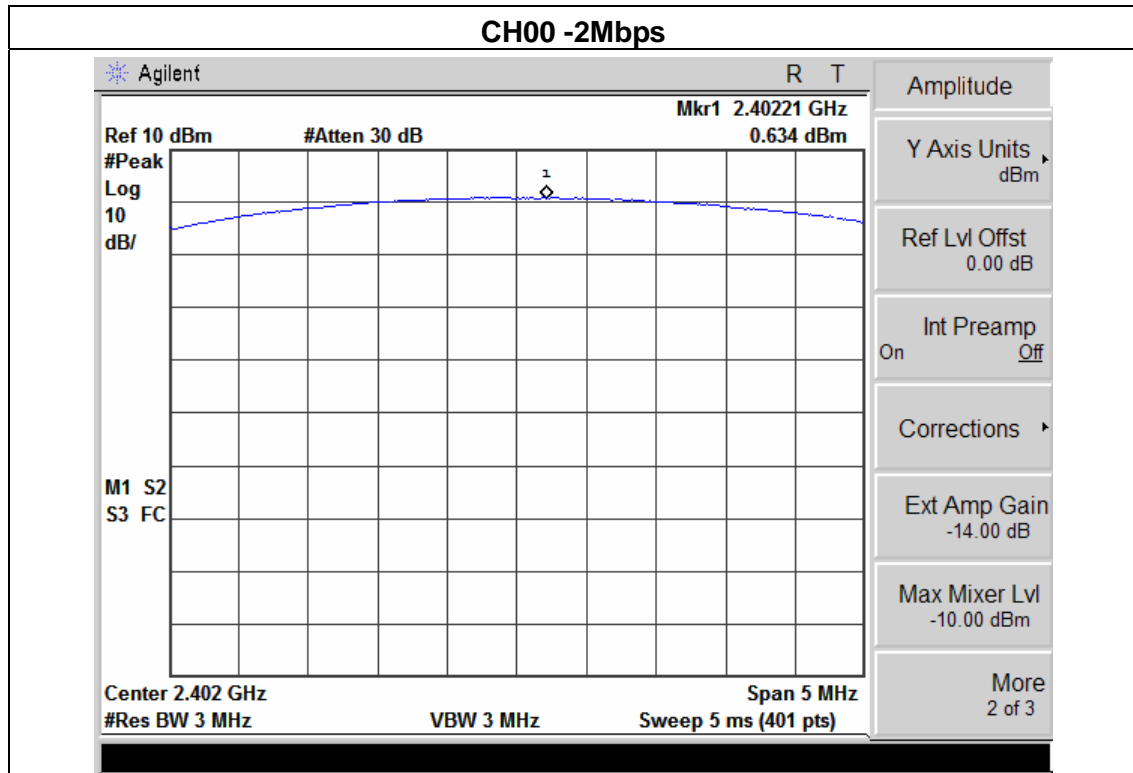


CH39 -1Mbps

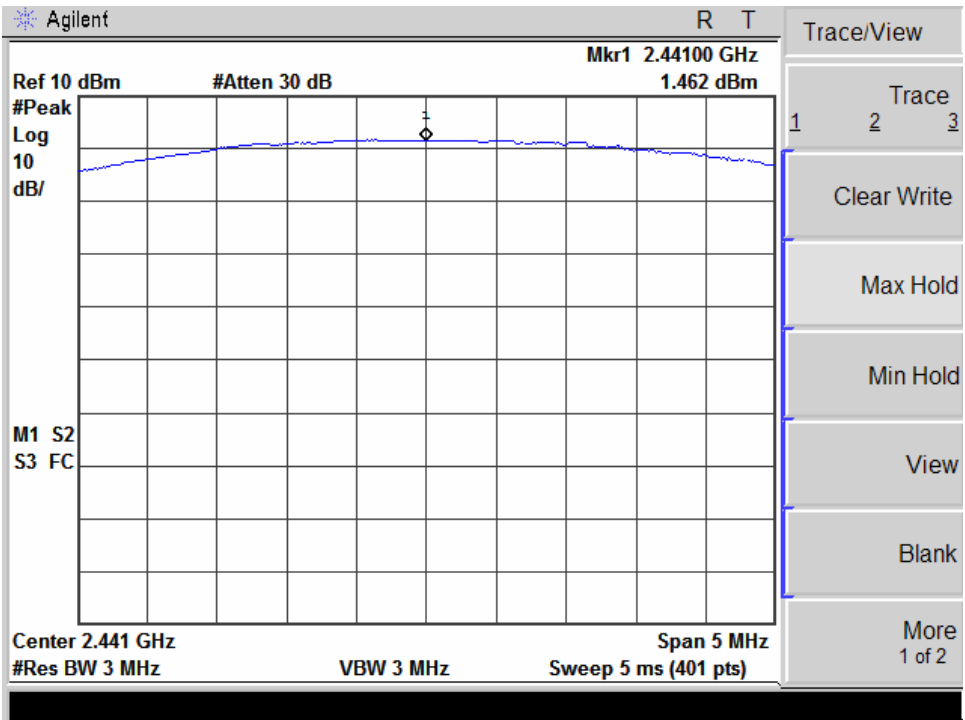


CH78 -1Mbps

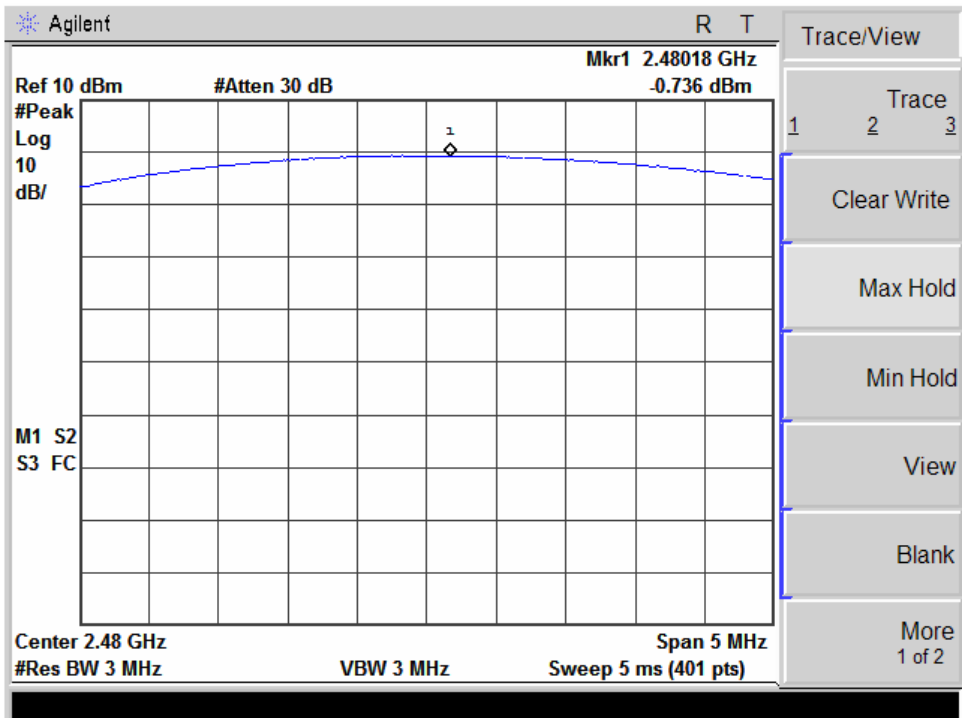


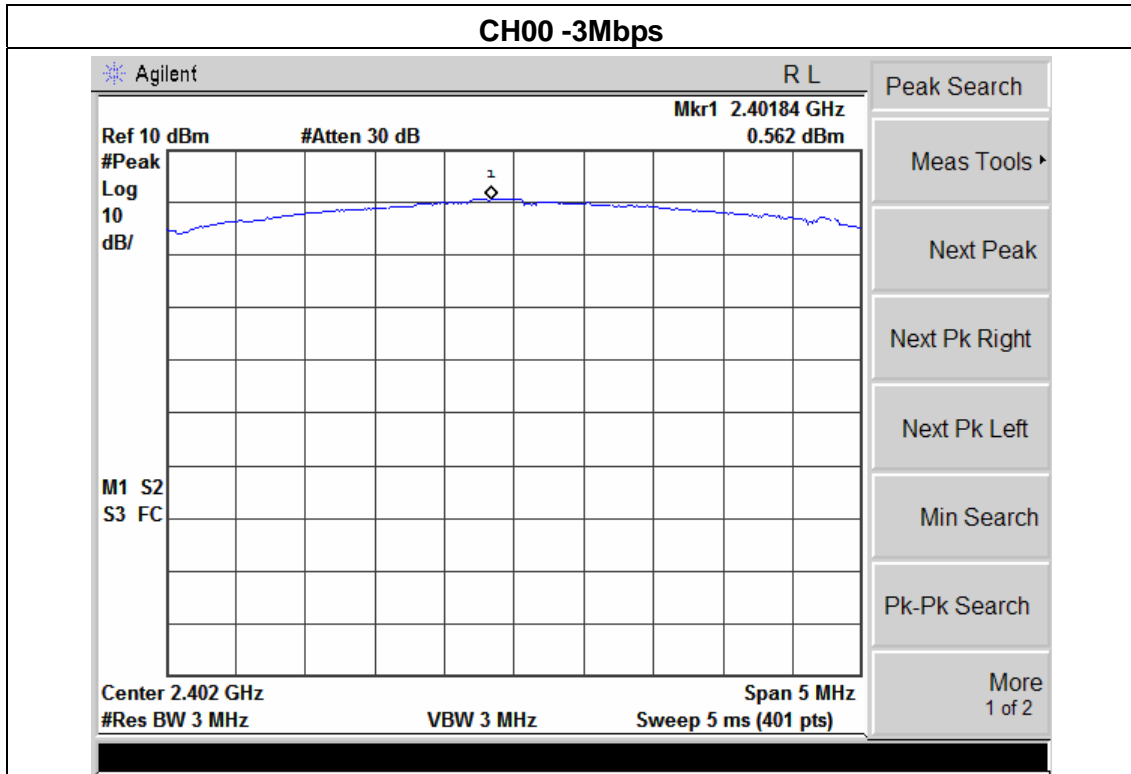


CH39 -2Mbps

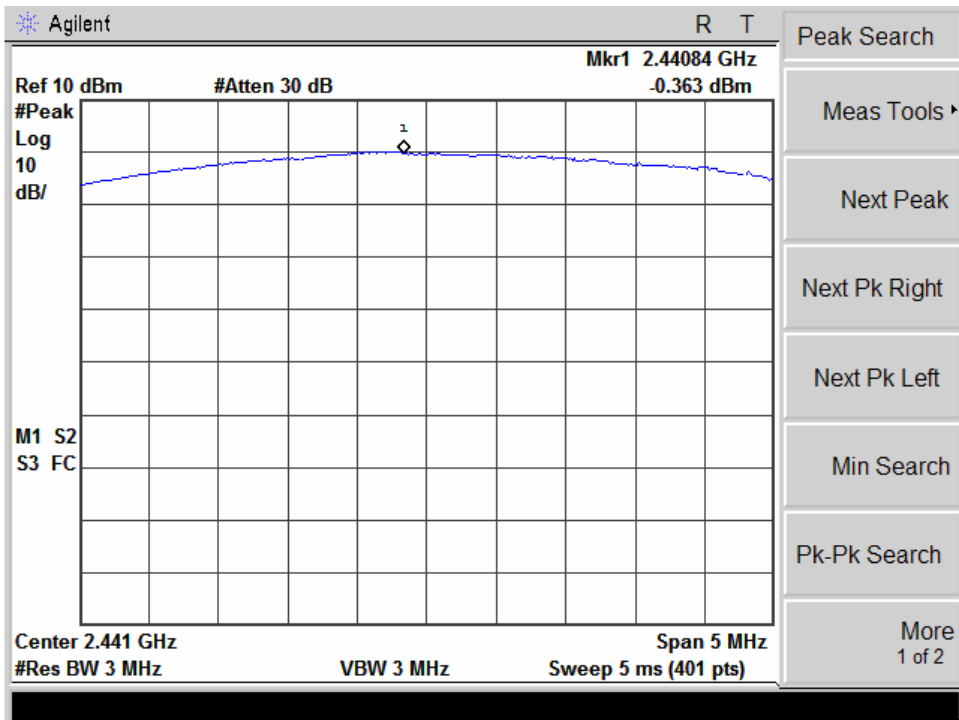


CH78 -2Mbps

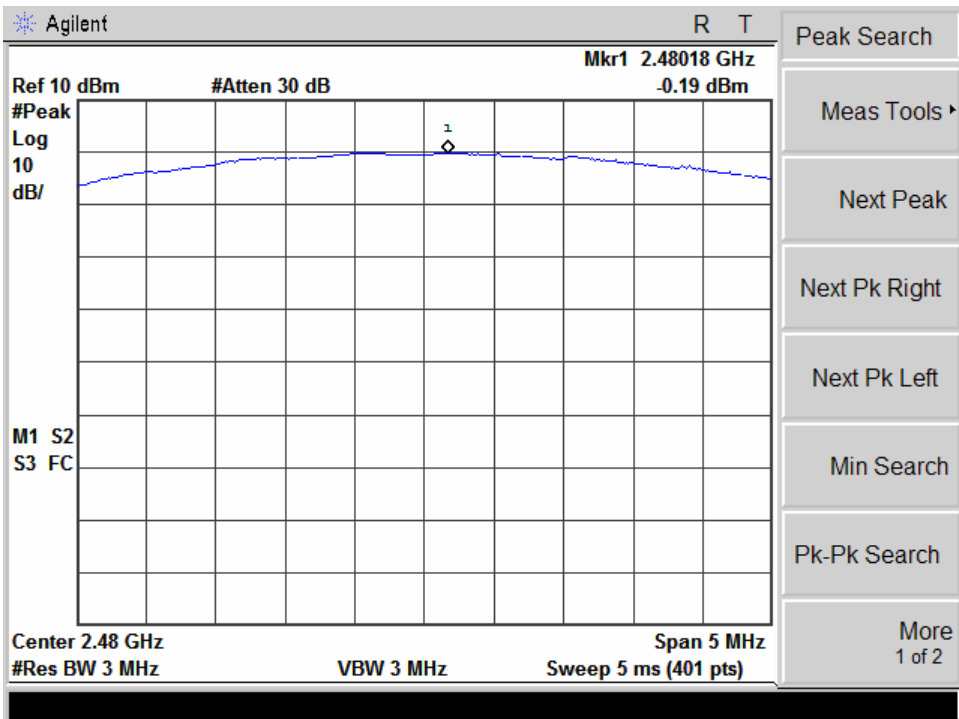




CH39 -3Mbps



CH78 -3Mbps



9. ANTENNA REQUIREMENT

9.1 STANDARD REQUIREMENT



15.203 requirement: For intentional device, according to 15.203: an intentional radiator shall be designed to ensure that no antenna other than that furnished by the responsible party shall be used with the device.

9.2 EUT ANTENNA

The EUT antenna is PCB antenna. It comply with the standard requirement

10. EUT TEST PHOTO

Radiated Measurement Photos



CONDUCTED EMISSION Photos

