

802.11b mode

MODE	Channel	Frequency Range	Test Results	Conclusion
802.11b	1	2.412 GHz	Fig.A.6.1.1	P
		30 MHz ~ 1 GHz	Fig.A.6.1.2	P
		1 GHz ~ 2.5 GHz	Fig.A.6.1.3	P
		2.5 GHz ~ 7.5 GHz	Fig.A.6.1.4	P
		7.5 GHz ~ 10 GHz	Fig.A.6.1.5	P
		10 GHz ~ 15 GHz	Fig.A.6.1.6	P
		15 GHz ~ 20 GHz	Fig.A.6.1.7	P
		20 GHz ~ 26 GHz	Fig.A.6.1.8	P
	6	2.437 GHz	Fig.A.6.1.9	P
		30 MHz ~ 1 GHz	Fig.A.6.1.10	P
		1 GHz ~ 2.5 GHz	Fig.A.6.1.11	P
		2.5 GHz ~ 7.5 GHz	Fig.A.6.1.12	P
		7.5 GHz ~ 10 GHz	Fig.A.6.1.13	P
		10 GHz ~ 15 GHz	Fig.A.6.1.14	P
		15 GHz ~ 20 GHz	Fig.A.6.1.15	P
		20 GHz ~ 26 GHz	Fig.A.6.1.16	P
	11	2.462 GHz	Fig.A.6.1.17	P
		30 MHz ~ 1 GHz	Fig.A.6.1.18	P
		1 GHz ~ 2.5 GHz	Fig.A.6.1.19	P
		2.5 GHz ~ 7.5 GHz	Fig.A.6.1.20	P
		7.5 GHz ~ 10 GHz	Fig.A.6.1.21	P
		10 GHz ~ 15 GHz	Fig.A.6.1.22	P
		15 GHz ~ 20 GHz	Fig.A.6.1.23	P
		20 GHz ~ 26 GHz	Fig.A.6.1.24	P

802.11g mode

MODE	Channel	Frequency Range	Test Results	Conclusion
802.11g	1	2.412 GHz	Fig.A.6.1.25	P
		30 MHz ~ 1 GHz	Fig.A.6.1.26	P
		1 GHz ~ 2.5 GHz	Fig.A.6.1.27	P
		2.5 GHz ~ 7.5 GHz	Fig.A.6.1.28	P
		7.5 GHz ~ 10 GHz	Fig.A.6.1.29	P
		10 GHz ~ 15 GHz	Fig.A.6.1.30	P
		15 GHz ~ 20 GHz	Fig.A.6.1.31	P
		20 GHz ~ 26 GHz	Fig.A.6.1.32	P
	6	2.437 GHz	Fig.A.6.1.33	P
		30 MHz ~ 1 GHz	Fig.A.6.1.34	P
		1 GHz ~ 2.5 GHz	Fig.A.6.1.35	P
		2.5 GHz ~ 7.5 GHz	Fig.A.6.1.36	P
		7.5 GHz ~ 10 GHz	Fig.A.6.1.37	P
		10 GHz ~ 15 GHz	Fig.A.6.1.38	P
		15 GHz ~ 20 GHz	Fig.A.6.1.39	P
		20 GHz ~ 26 GHz	Fig.A.6.1.40	P
	11	2.462 GHz	Fig.A.6.1.41	P
		30 MHz ~ 1 GHz	Fig.A.6.1.42	P
		1 GHz ~ 2.5 GHz	Fig.A.6.1.43	P
		2.5 GHz ~ 7.5 GHz	Fig.A.6.1.44	P
		7.5 GHz ~ 10 GHz	Fig.A.6.1.45	P
		10 GHz ~ 15 GHz	Fig.A.6.1.46	P
		15 GHz ~ 20 GHz	Fig.A.6.1.47	P
		20 GHz ~ 26 GHz	Fig.A.6.1.48	P

802.11n-HT20 mode

MODE	Channel	Frequency Range	Test Results	Conclusion
802.11n (HT20)	1	2.412 GHz	Fig.A.6.1.49	P
		30 MHz ~ 1 GHz	Fig.A.6.1.50	P
		1 GHz ~ 2.5 GHz	Fig.A.6.1.51	P
		2.5 GHz ~ 7.5 GHz	Fig.A.6.1.52	P
		7.5 GHz ~ 10 GHz	Fig.A.6.1.53	P
		10 GHz ~ 15 GHz	Fig.A.6.1.54	P
		15 GHz ~ 20 GHz	Fig.A.6.1.55	P
		20 GHz ~ 26 GHz	Fig.A.6.1.56	P
	6	2.437 GHz	Fig.A.6.1.57	P
		30 MHz ~ 1 GHz	Fig.A.6.1.58	P
		1 GHz ~ 2.5 GHz	Fig.A.6.1.59	P
		2.5 GHz ~ 7.5 GHz	Fig.A.6.1.60	P
		7.5 GHz ~ 10 GHz	Fig.A.6.1.61	P
		10 GHz ~ 15 GHz	Fig.A.6.1.62	P
		15 GHz ~ 20 GHz	Fig.A.6.1.63	P
		20 GHz ~ 26 GHz	Fig.A.6.1.64	P
	11	2.462 GHz	Fig.A.6.1.65	P
		30 MHz ~ 1 GHz	Fig.A.6.1.66	P
		1 GHz ~ 2.5 GHz	Fig.A.6.1.67	P
		2.5 GHz ~ 7.5 GHz	Fig.A.6.1.68	P
		7.5 GHz ~ 10 GHz	Fig.A.6.1.69	P
		10 GHz ~ 15 GHz	Fig.A.6.1.70	P
		15 GHz ~ 20 GHz	Fig.A.6.1.71	P
		20 GHz ~ 26 GHz	Fig.A.6.1.72	P

Conclusion: Pass

Test graphs as below:

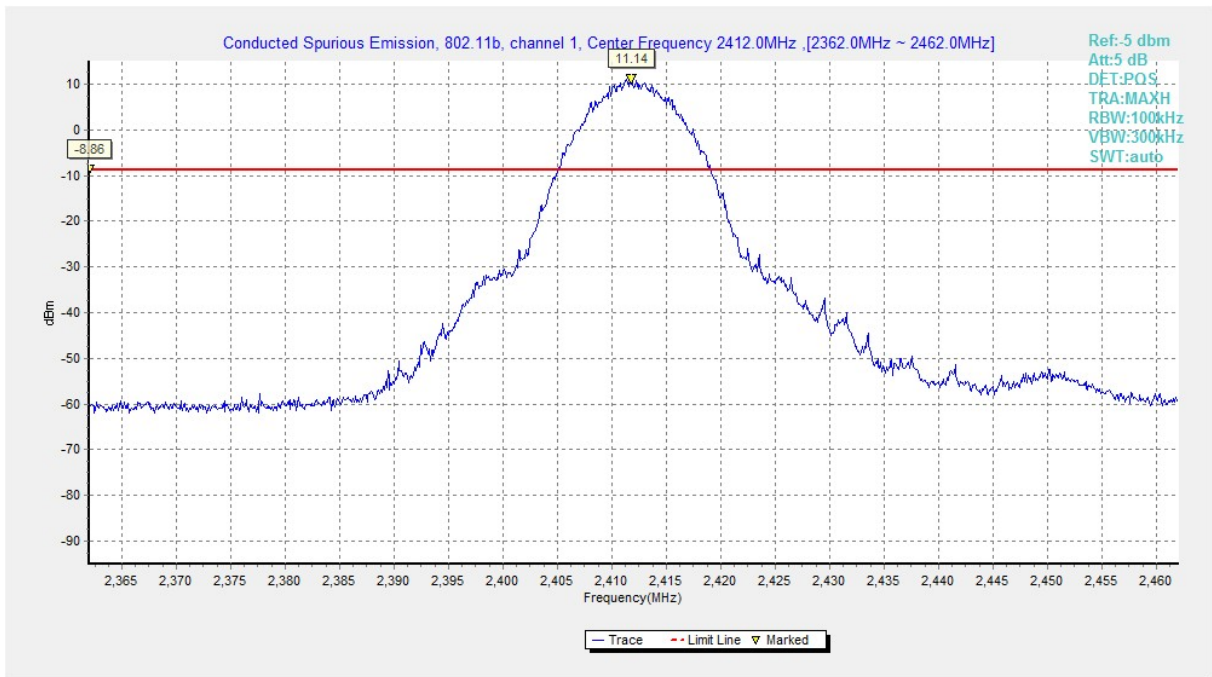


Fig.A.6.1.1 Transmitter Spurious Emission - Conducted (802.11b, Ch1, Center Frequency)

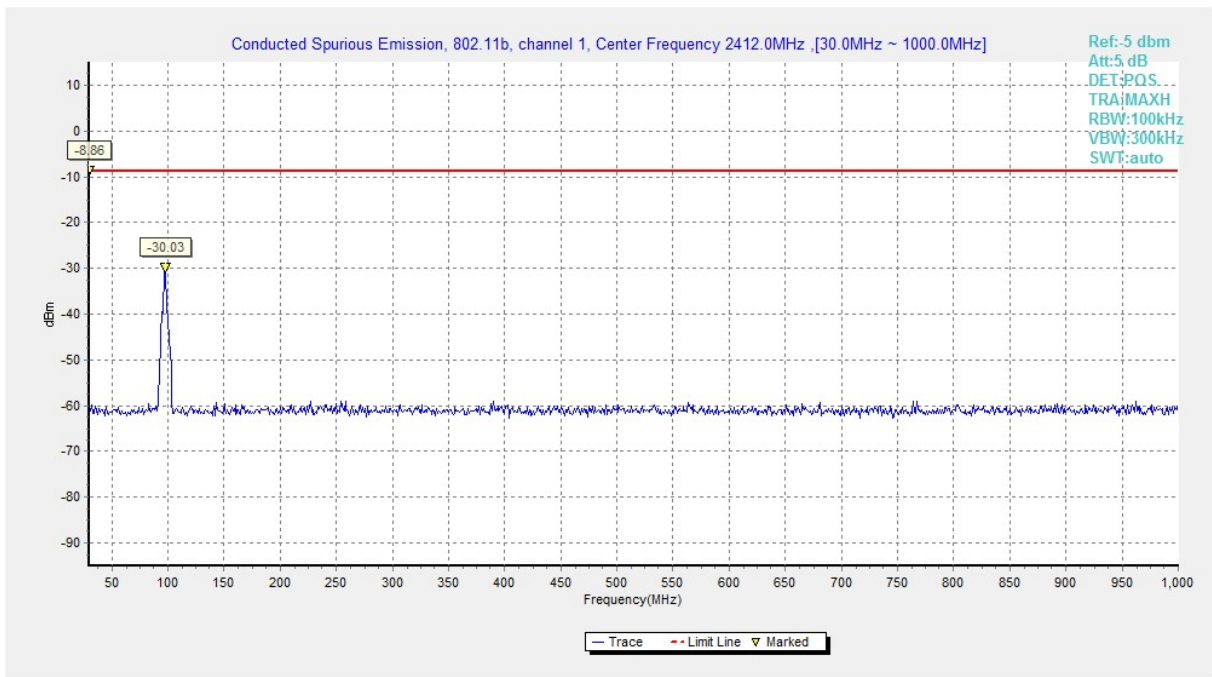


Fig.A.6.1.2 Transmitter Spurious Emission - Conducted (802.11b, Ch1, 30 MHz-1 GHz)

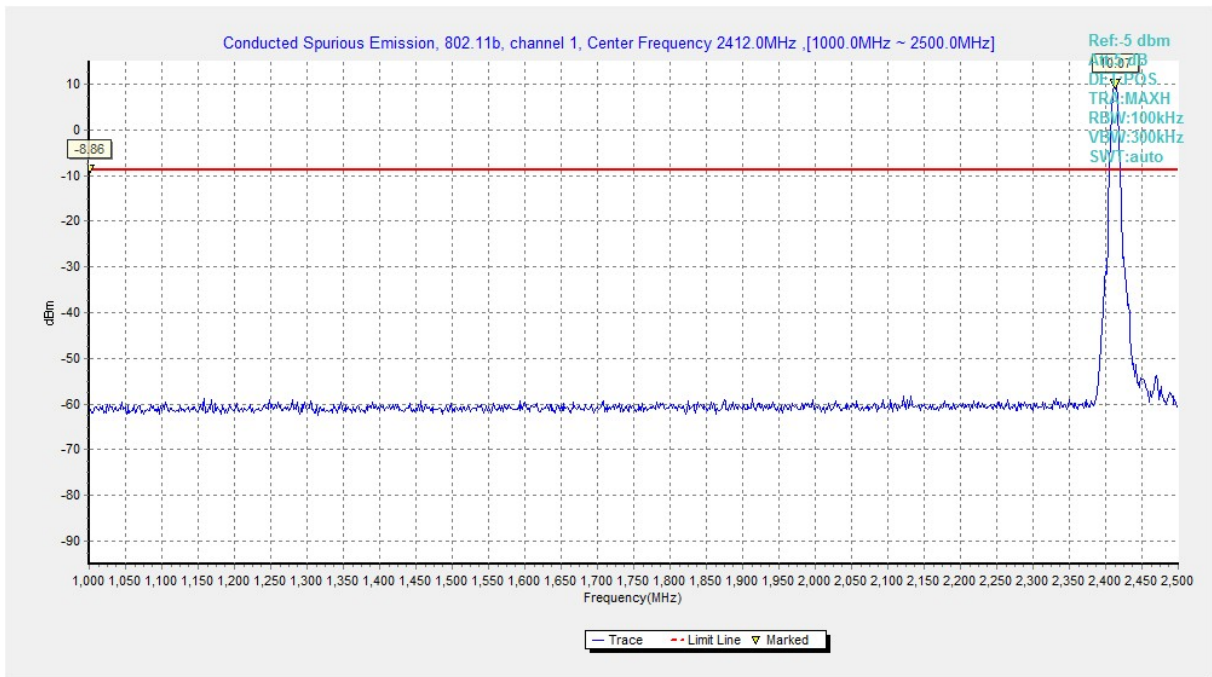


Fig.A.6.1.3 Transmitter Spurious Emission - Conducted (802.11b, Ch1, 1 GHz-2.5 GHz)

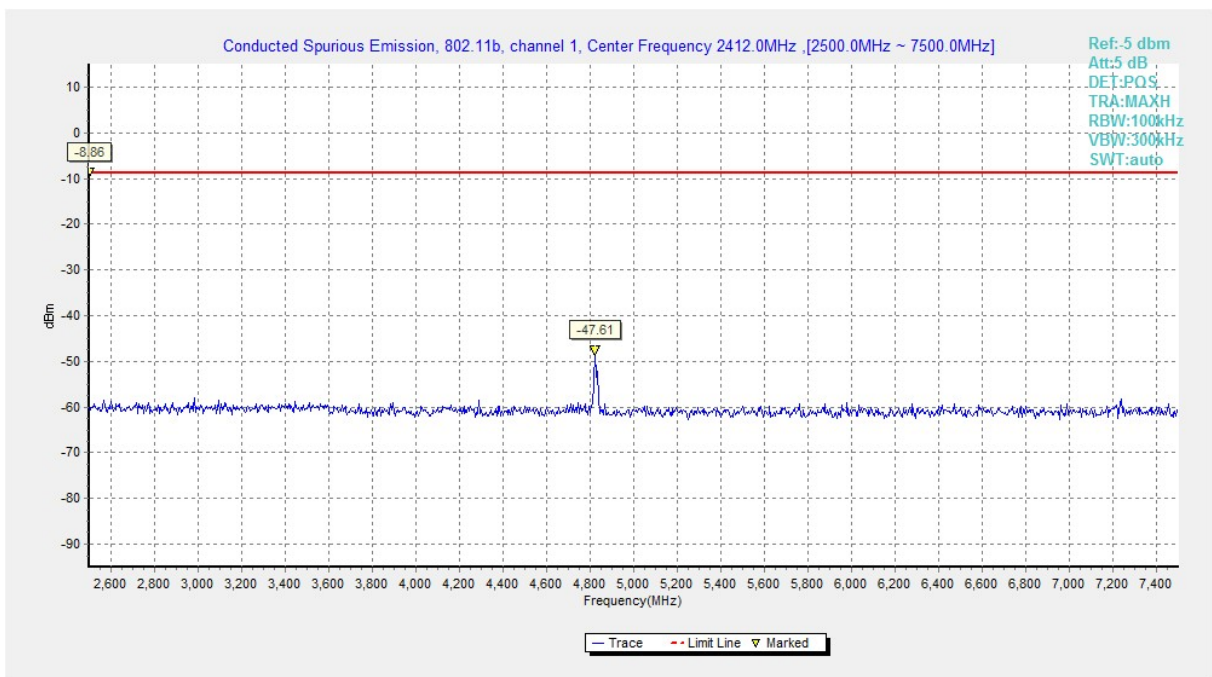


Fig.A.6.1.4 Transmitter Spurious Emission - Conducted (802.11b, Ch1, 2.5 GHz-7.5 GHz)

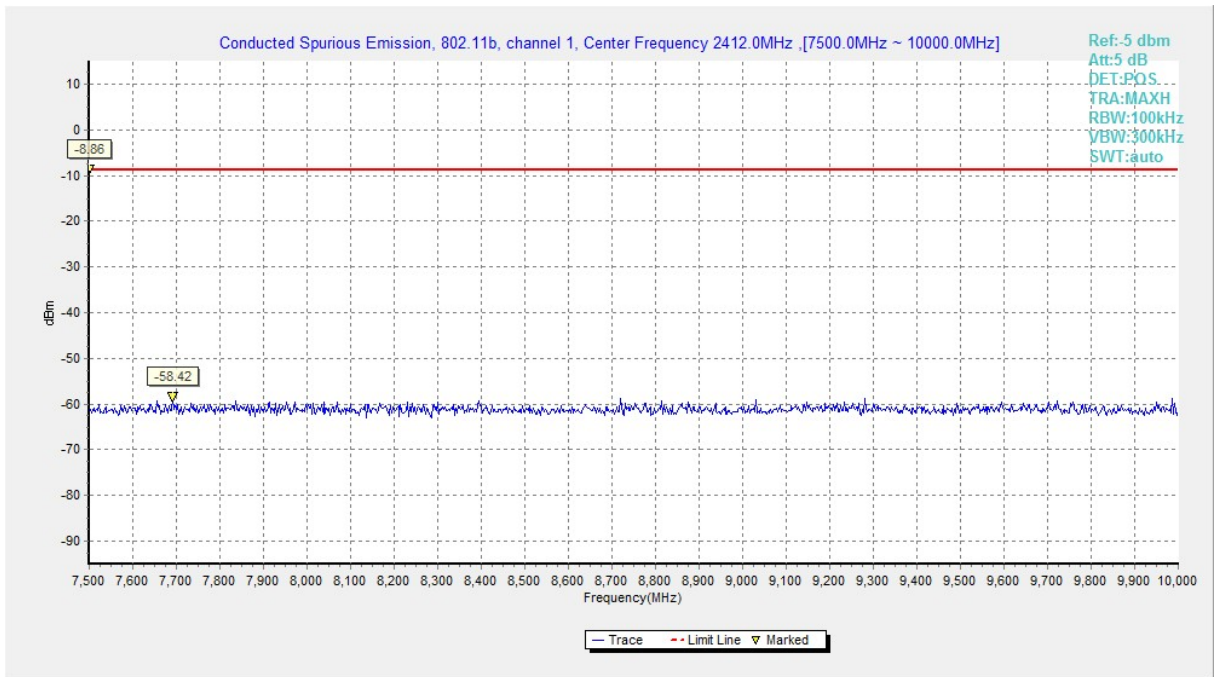


Fig.A.6.1.5 Transmitter Spurious Emission - Conducted (802.11b, Ch1, 7.5 GHz-10 GHz)

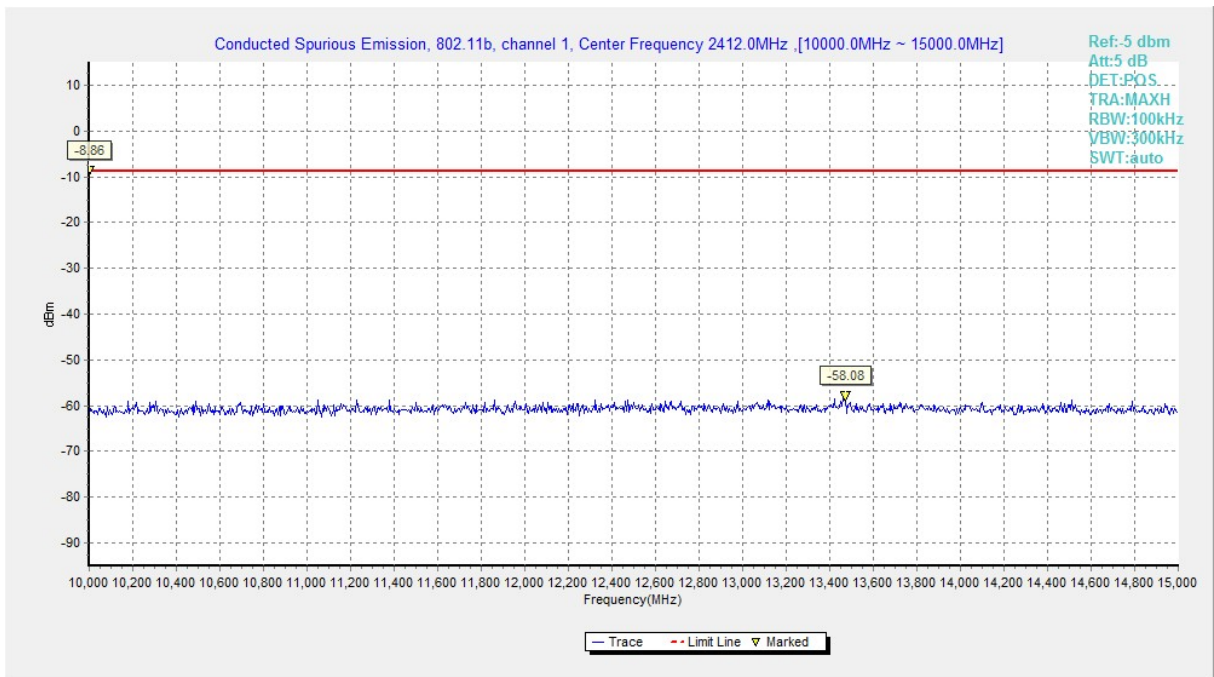


Fig.A.6.1.6 Transmitter Spurious Emission - Conducted (802.11b, Ch1, 10 GHz-15 GHz)

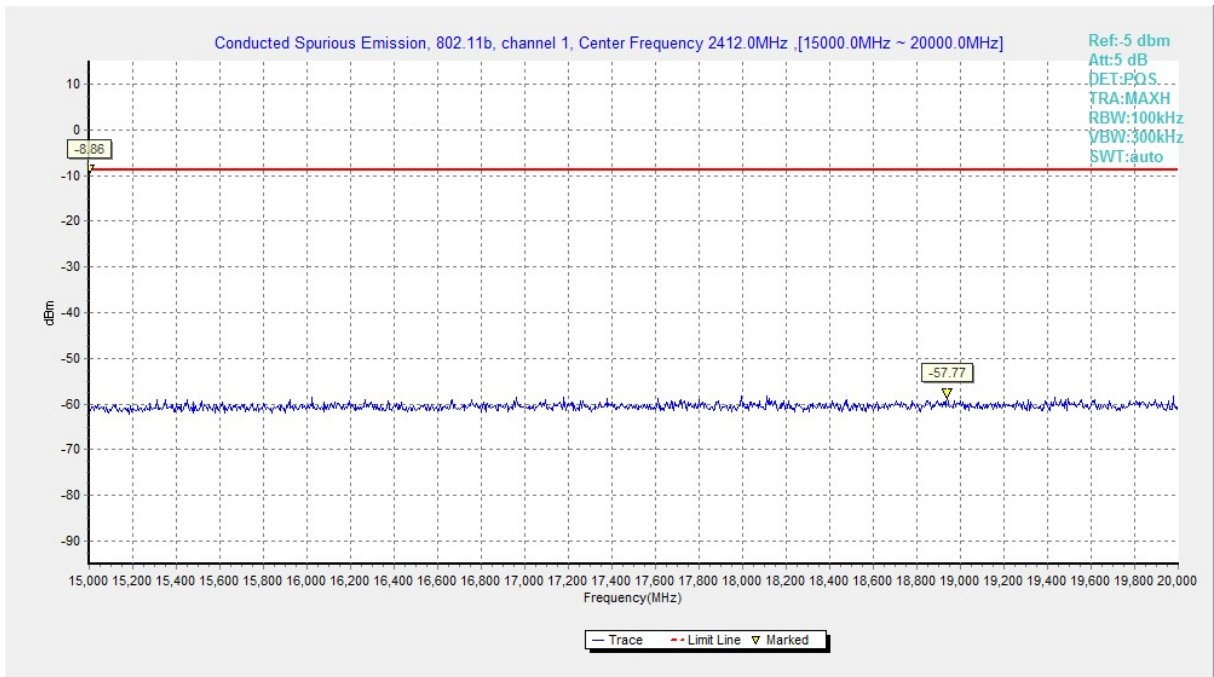


Fig.A.6.1.7 Transmitter Spurious Emission - Conducted (802.11b, Ch1, 15 GHz-20 GHz)

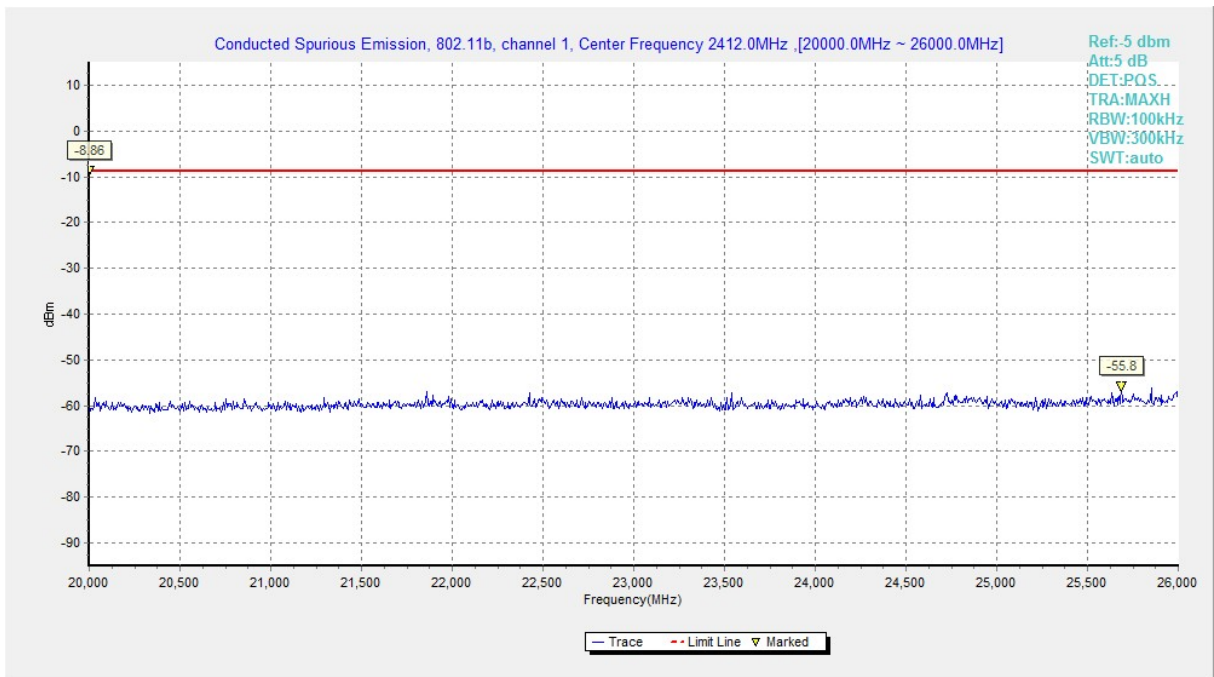


Fig.A.6.1.8 Transmitter Spurious Emission - Conducted (802.11b, Ch1, 20 GHz-26 GHz)

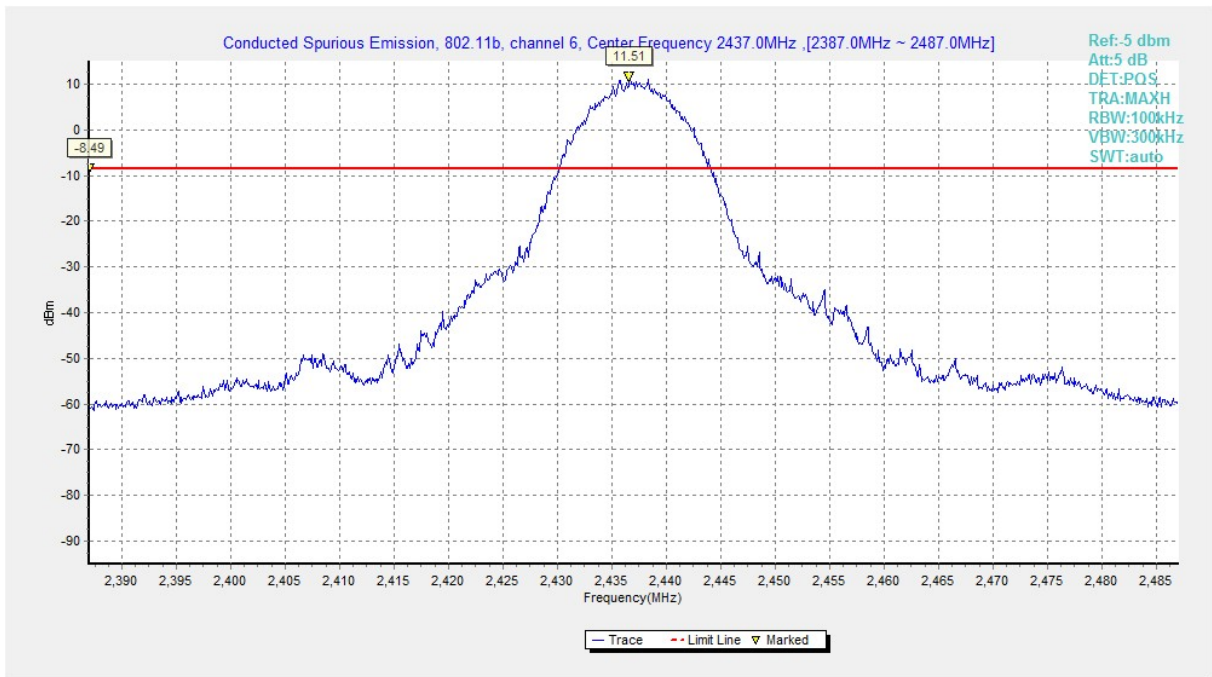


Fig.A.6.1.9 Transmitter Spurious Emission - Conducted (802.11b, Ch6, Center Frequency)

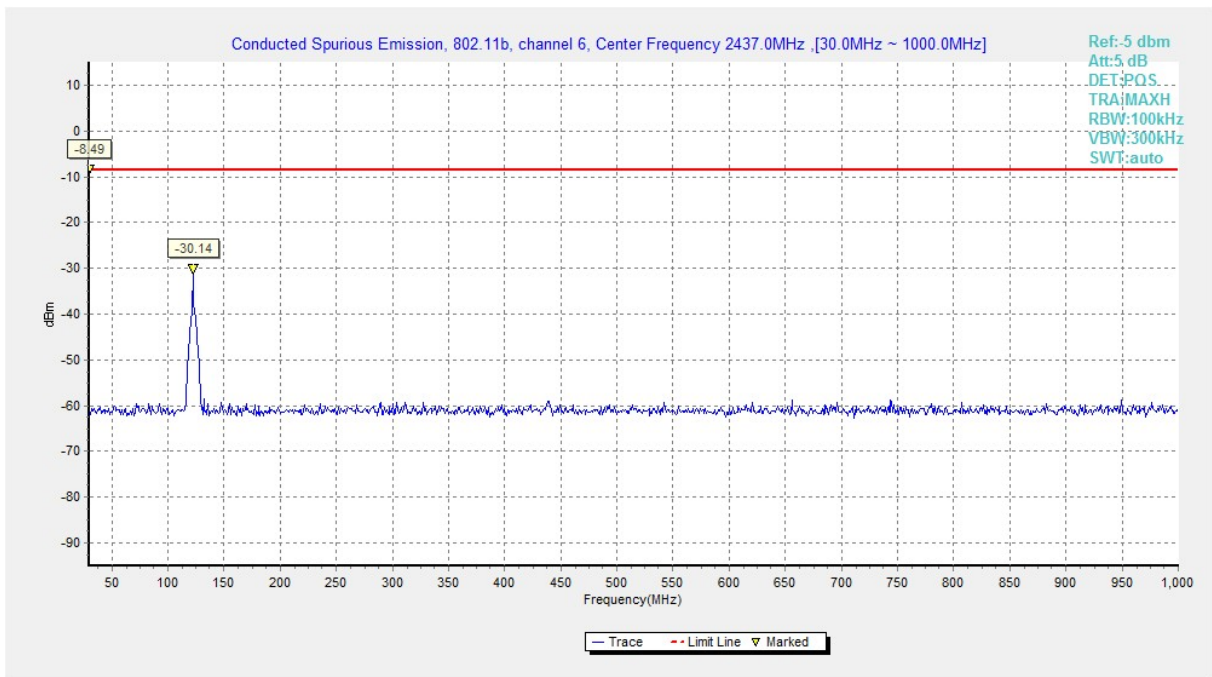


Fig.A.6.1.10 Transmitter Spurious Emission - Conducted (802.11b, Ch6, 30 MHz-1 GHz)

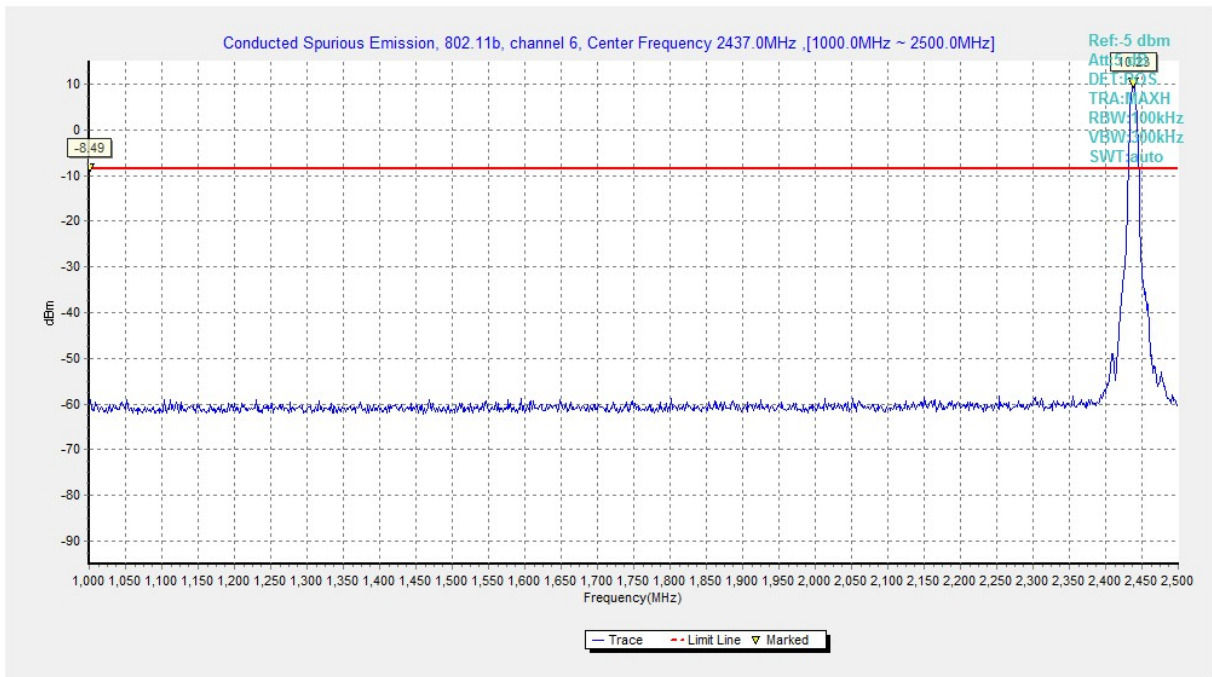


Fig.A.6.1.11 Transmitter Spurious Emission - Conducted (802.11b, Ch6, 1 GHz-2.5 GHz)

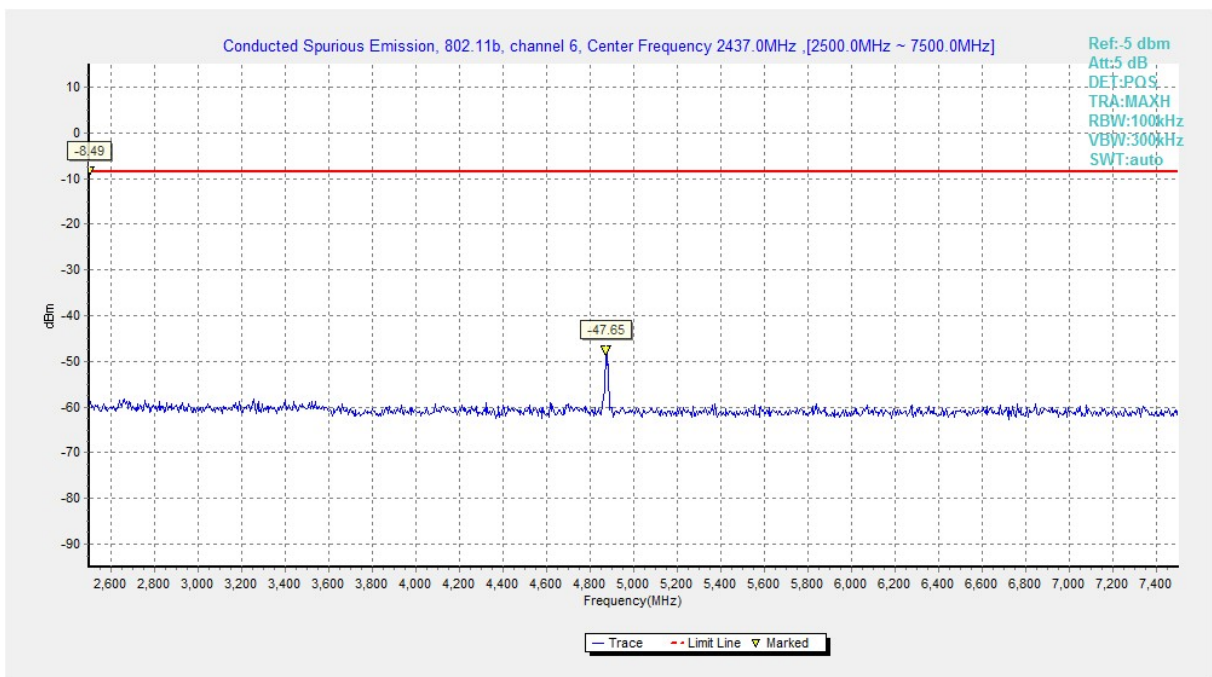


Fig.A.6.1.12 Transmitter Spurious Emission - Conducted (802.11b, Ch6, 2.5 GHz-7.5 GHz)

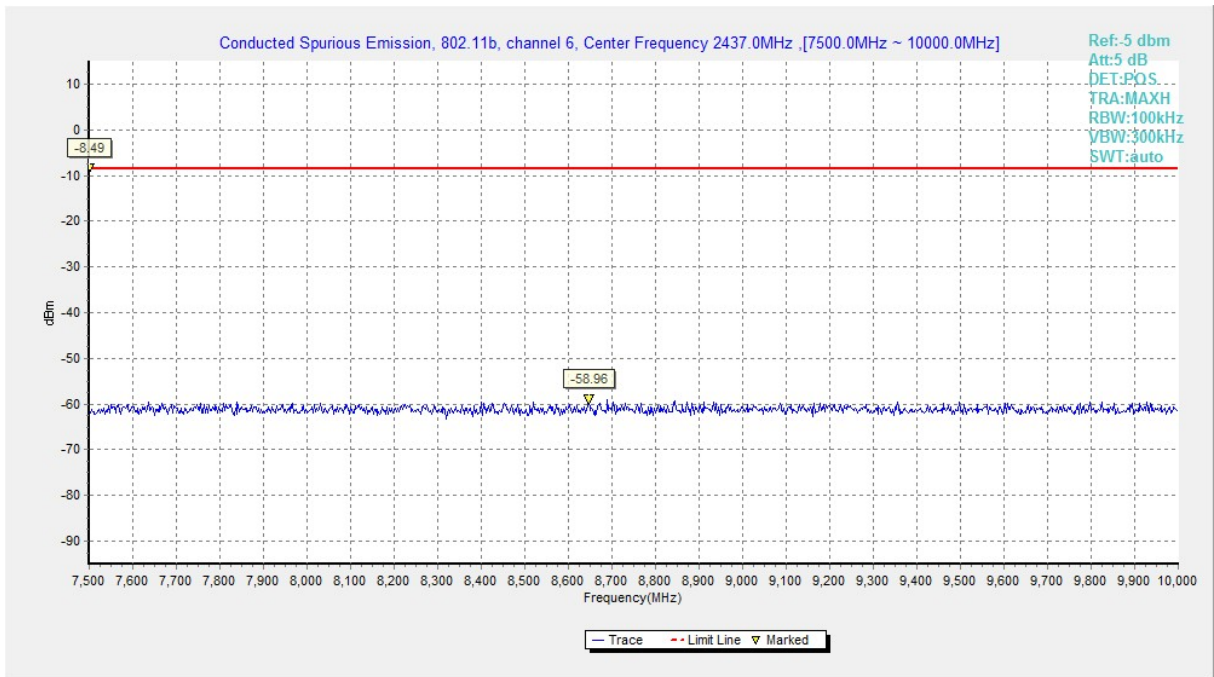


Fig.A.6.1.13 Transmitter Spurious Emission - Conducted (802.11b, Ch6, 7.5 GHz-10 GHz)

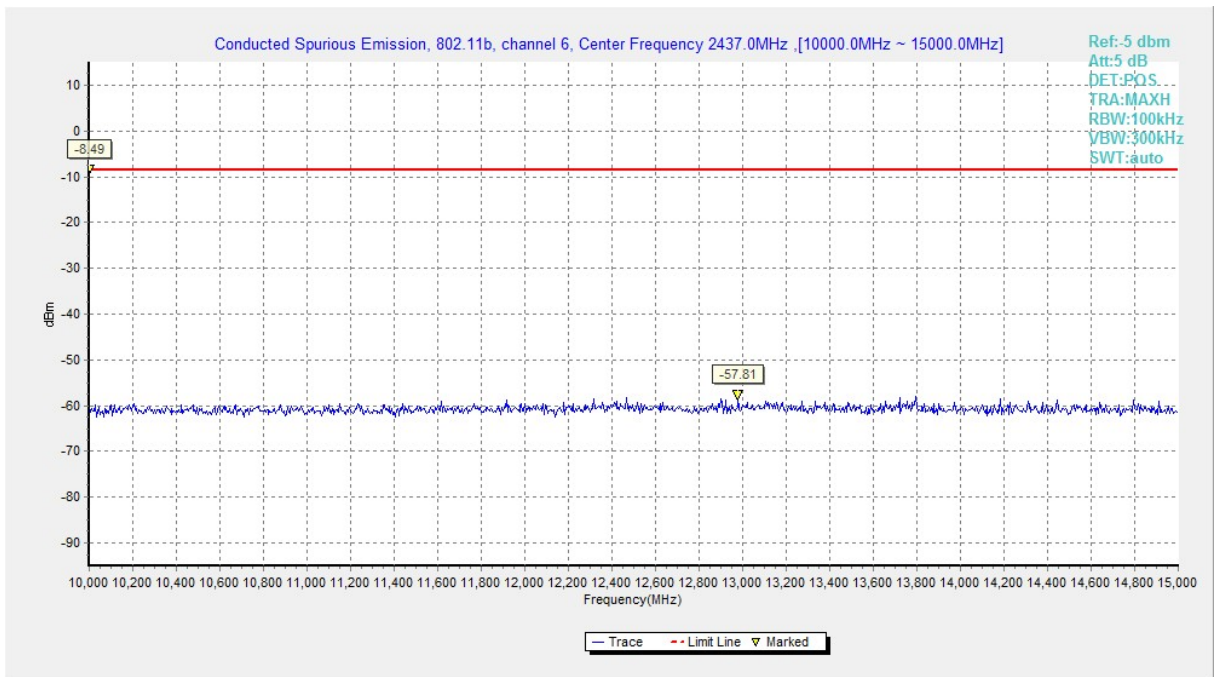


Fig.A.6.1.14 Transmitter Spurious Emission - Conducted (802.11b, Ch6, 10 GHz-15 GHz)

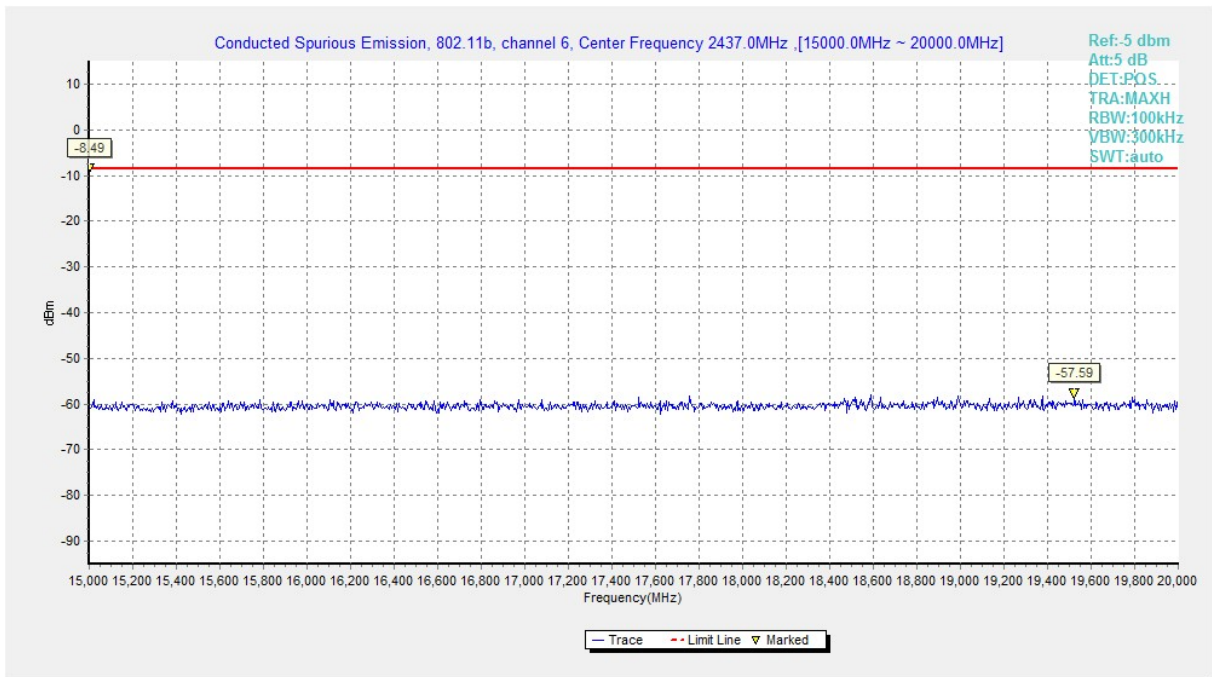


Fig.A.6.1.15 Transmitter Spurious Emission - Conducted (802.11b, Ch6, 15 GHz-20 GHz)

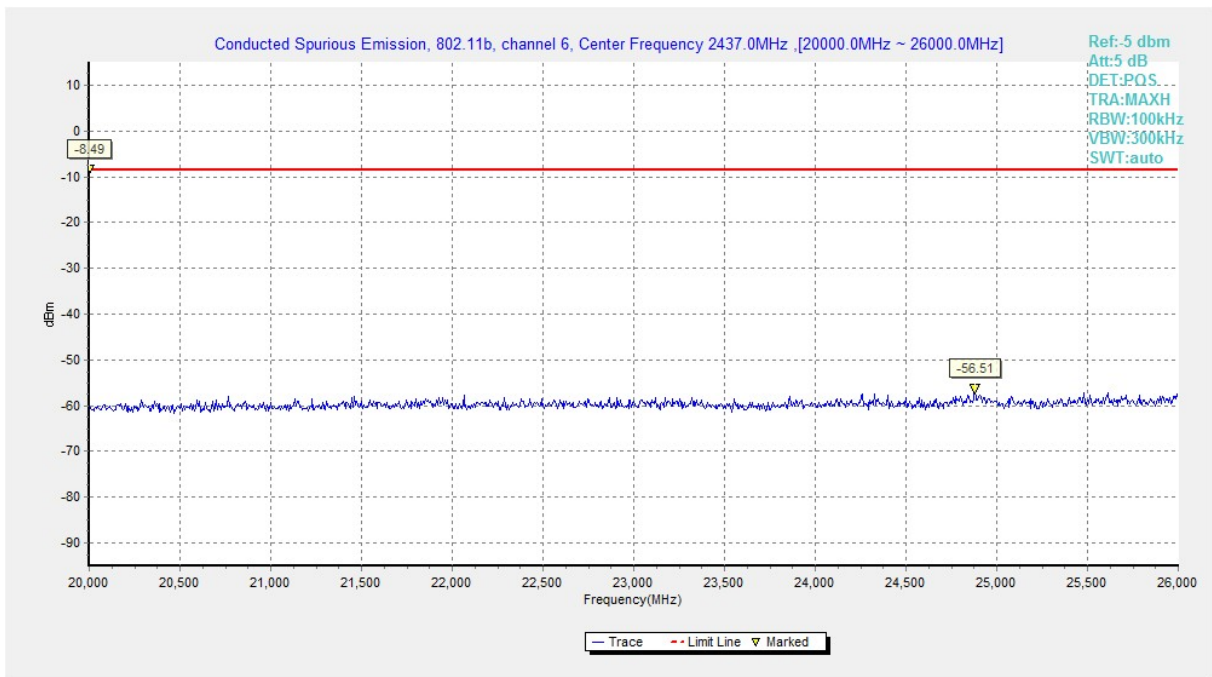


Fig.A.6.1.16 Transmitter Spurious Emission - Conducted (802.11b, Ch6, 20 GHz-26 GHz)

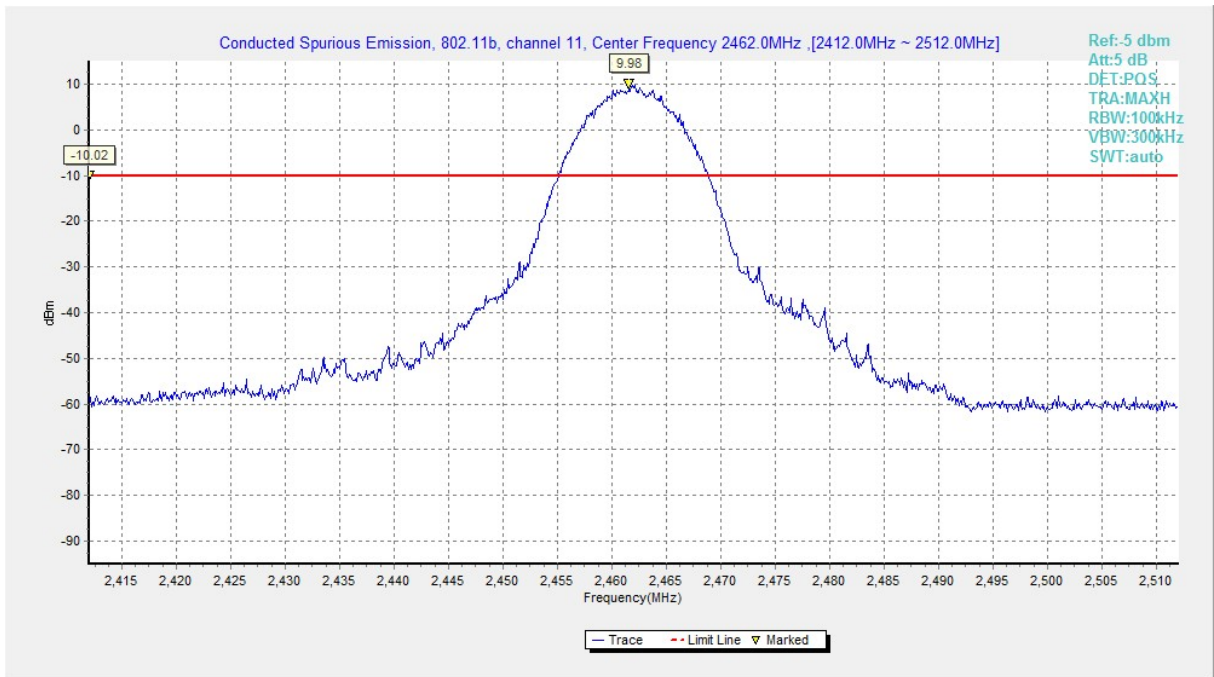


Fig.A.6.1.17 Transmitter Spurious Emission - Conducted (802.11b, Ch11, Center Frequency)

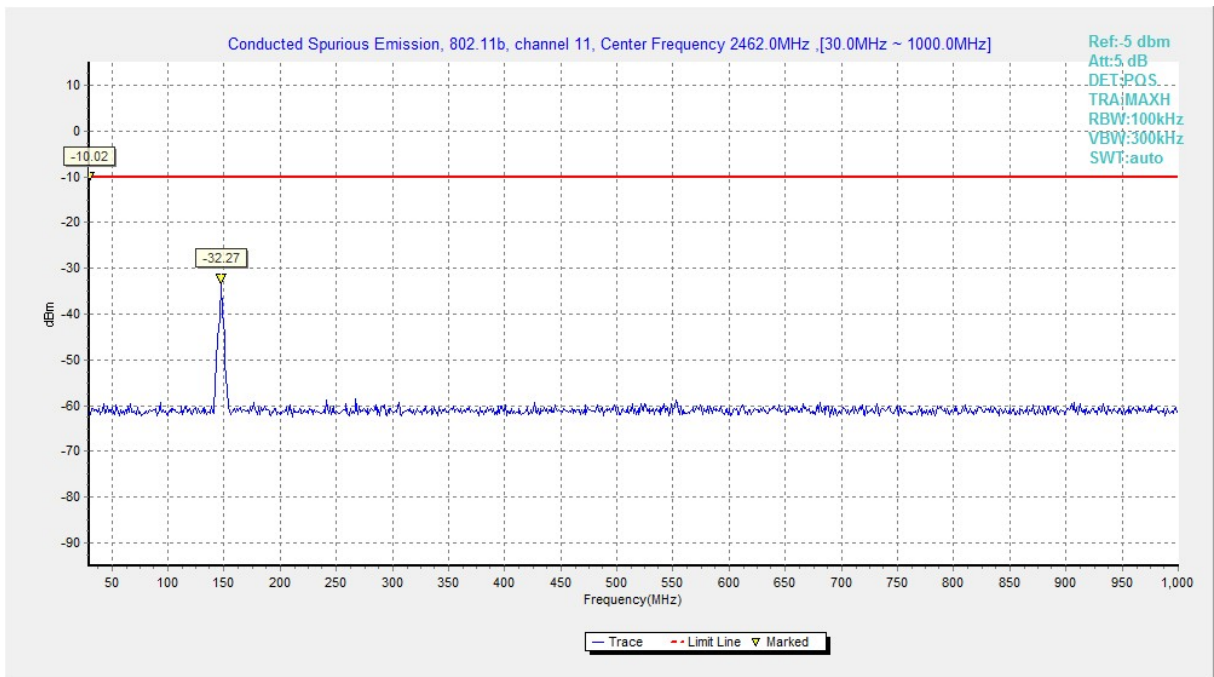


Fig.A.6.1.18 Transmitter Spurious Emission - Conducted (802.11b, Ch11, 30 MHz-1 GHz)

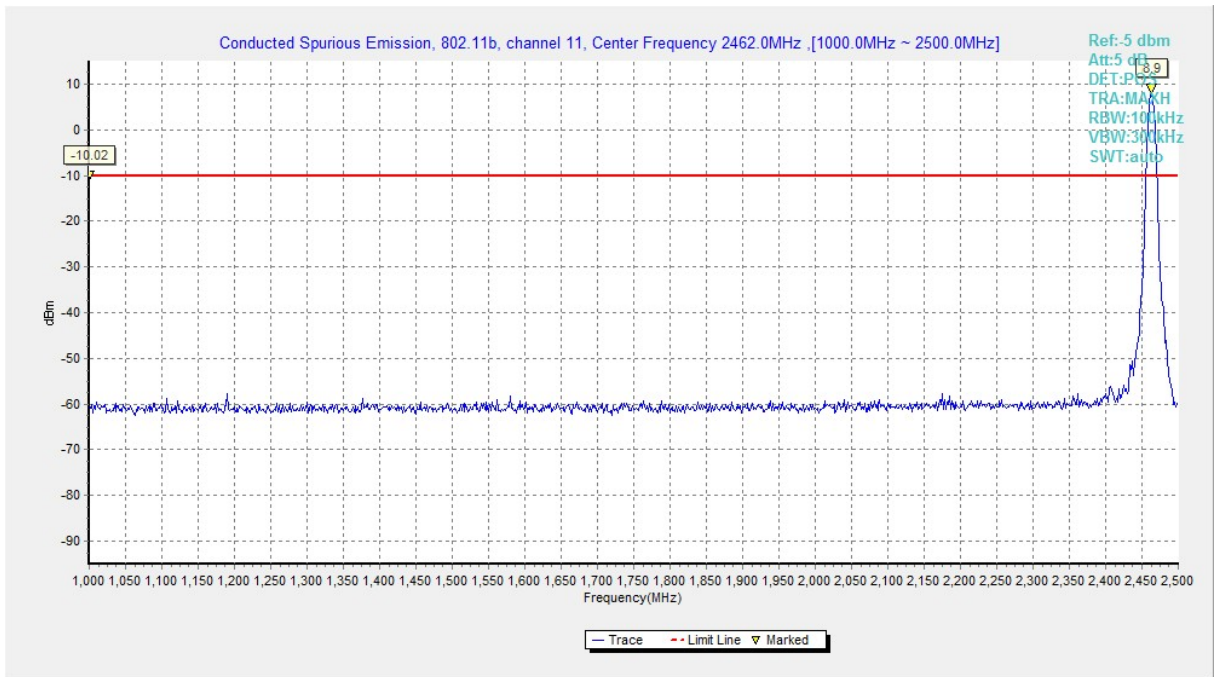


Fig.A.6.1.19 Transmitter Spurious Emission - Conducted (802.11b, Ch11, 1 GHz-2.5 GHz)

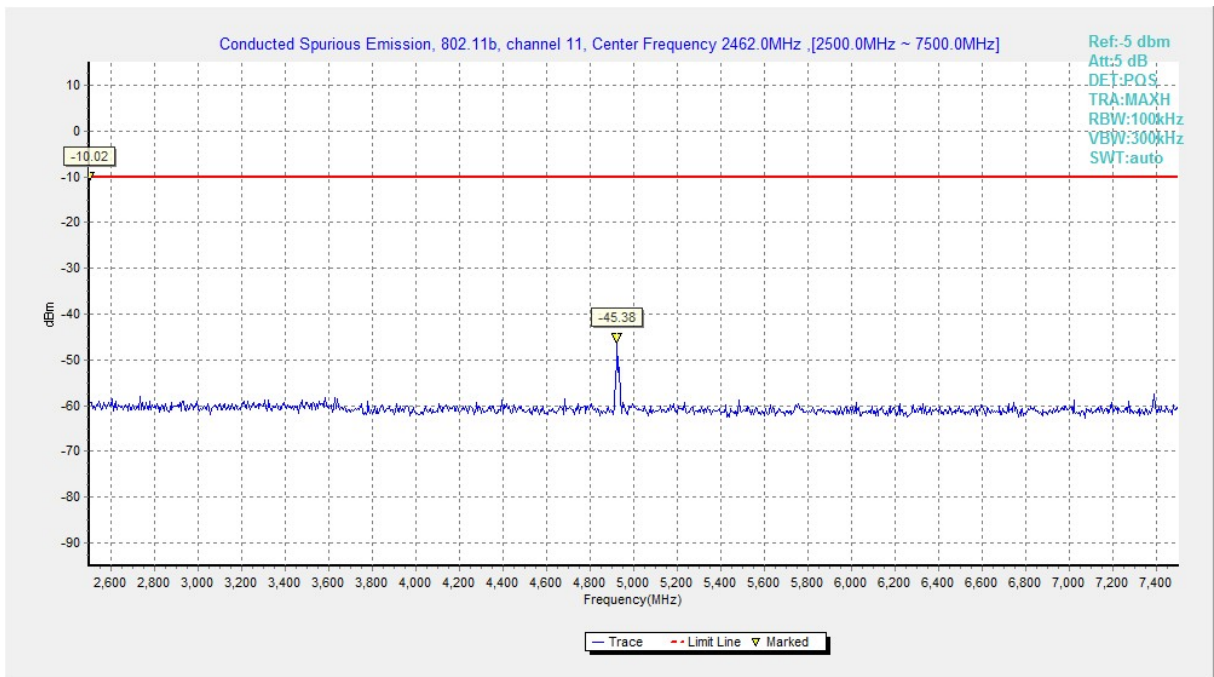


Fig.A.6.1.20 Transmitter Spurious Emission - Conducted (802.11b, Ch11, 2.5 GHz-7.5 GHz)

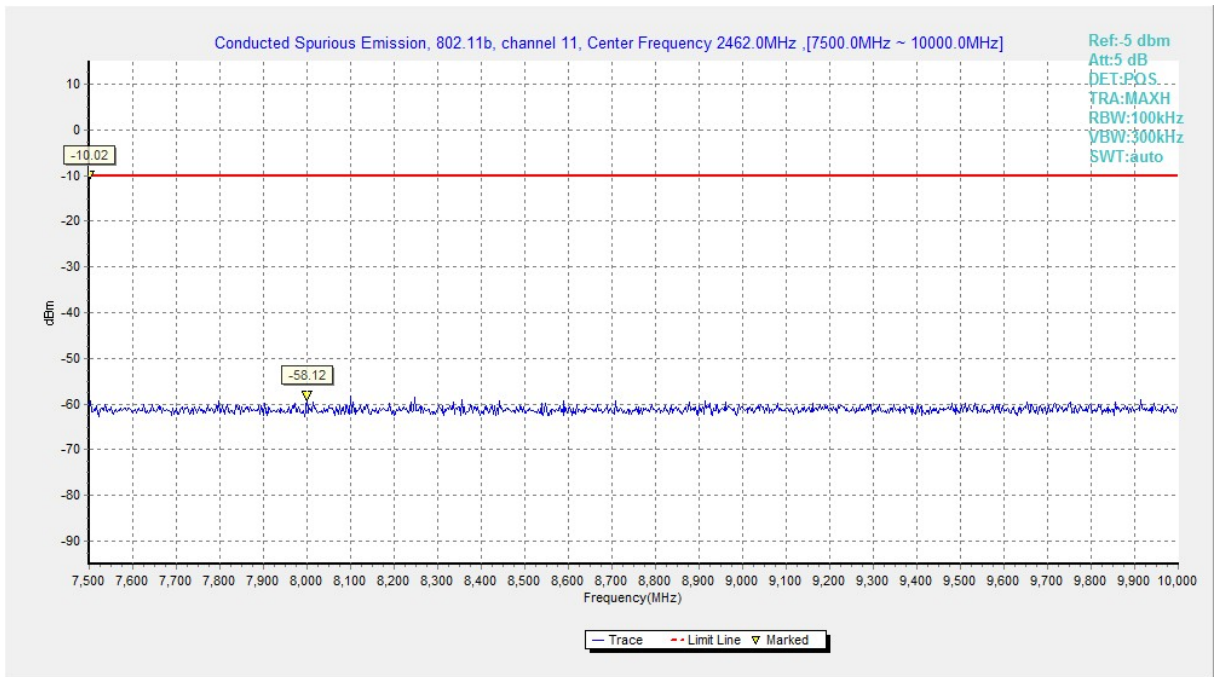


Fig.A.6.1.21 Transmitter Spurious Emission - Conducted (802.11b, Ch11, 7.5 GHz-10 GHz)

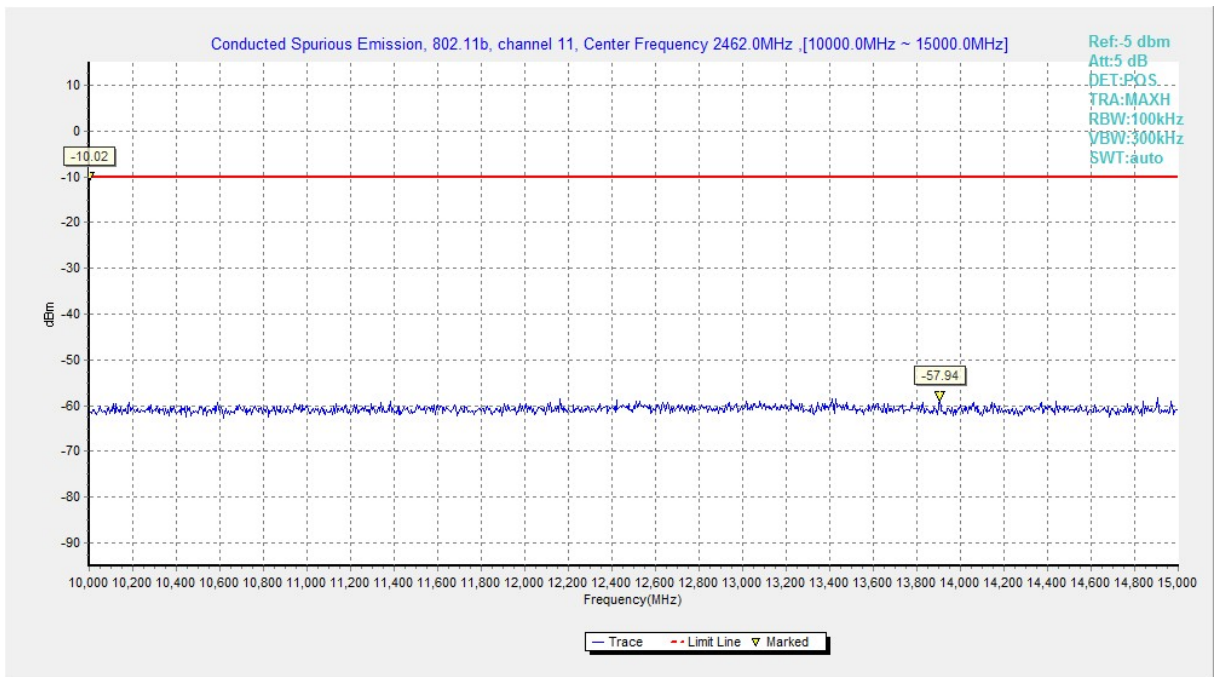


Fig.A.6.1.22 Transmitter Spurious Emission - Conducted (802.11b, Ch11, 10 GHz-15 GHz)

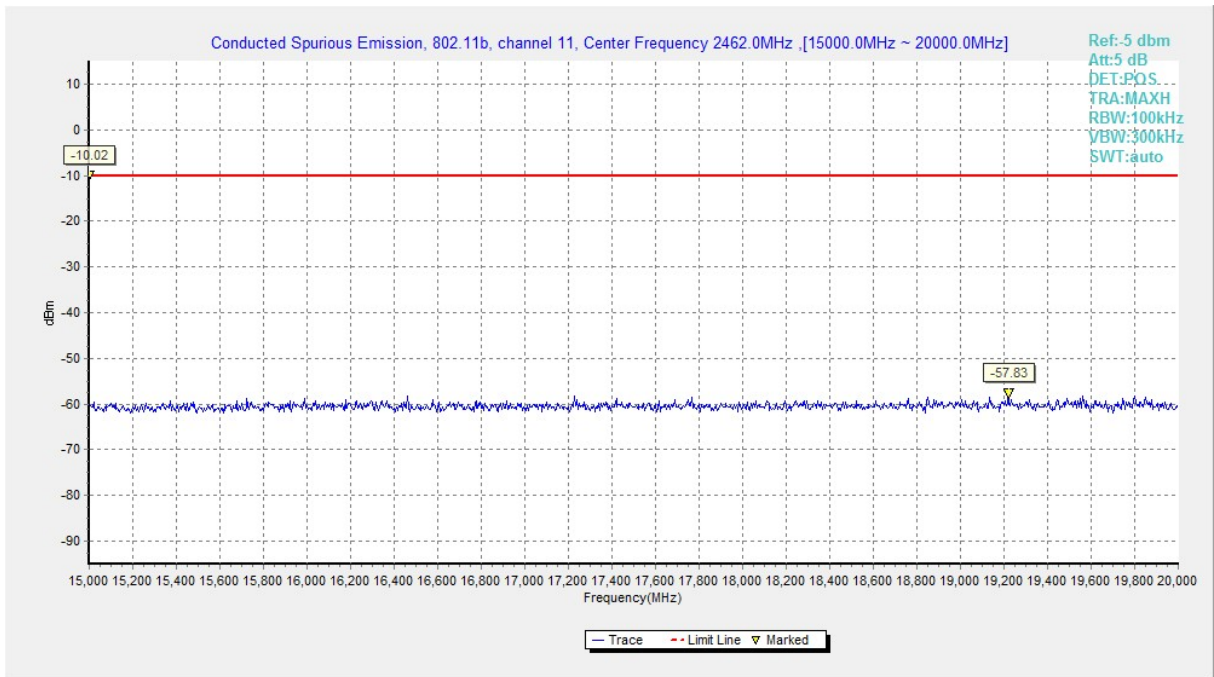


Fig.A.6.1.23 Transmitter Spurious Emission - Conducted (802.11b, Ch11, 15 GHz-20 GHz)

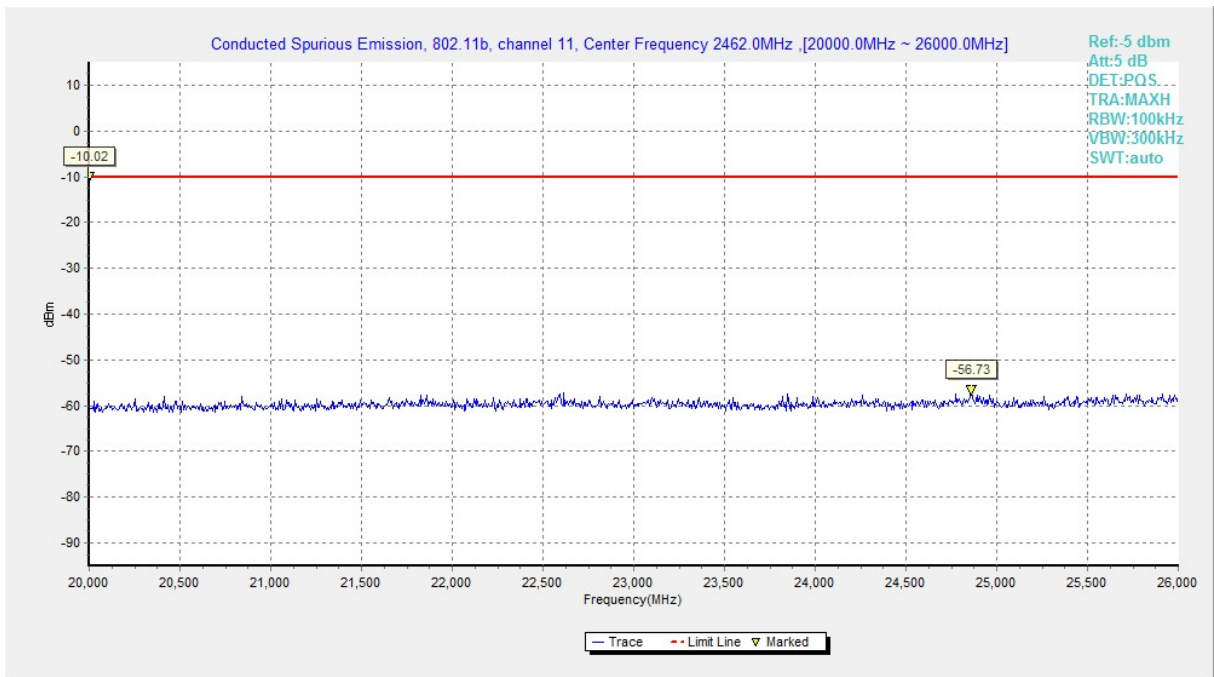


Fig.A.6.1.24 Transmitter Spurious Emission - Conducted (802.11b, Ch11, 20 GHz-26 GHz)