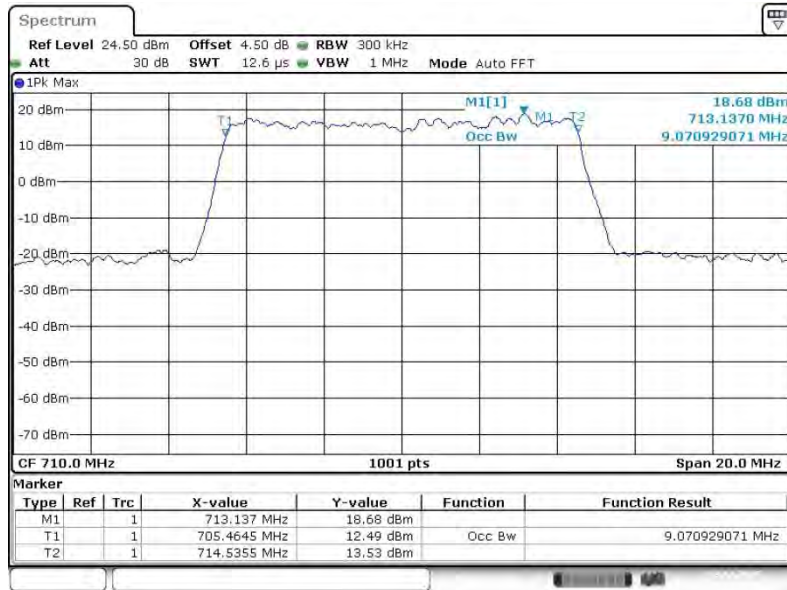


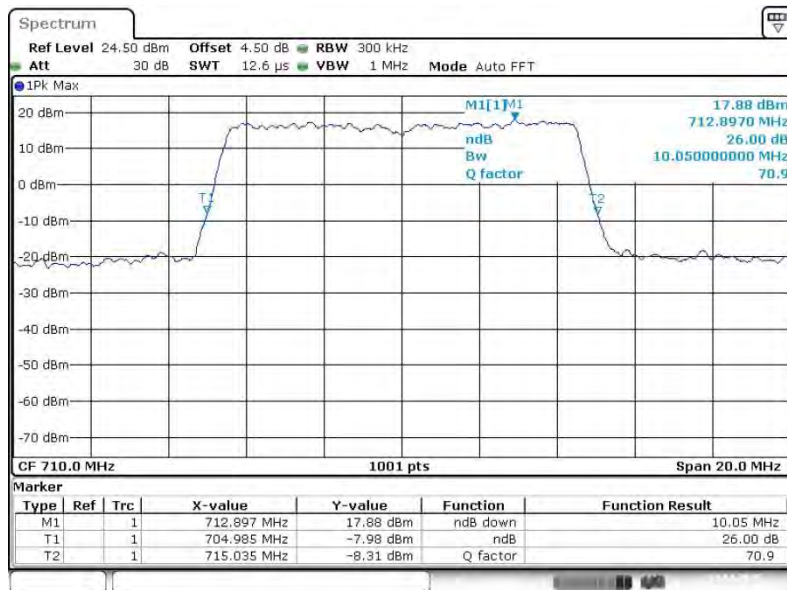


99% Occupied Bandwidth Plot on Channel 23790



Date: 3 APR 2015 11:42:13

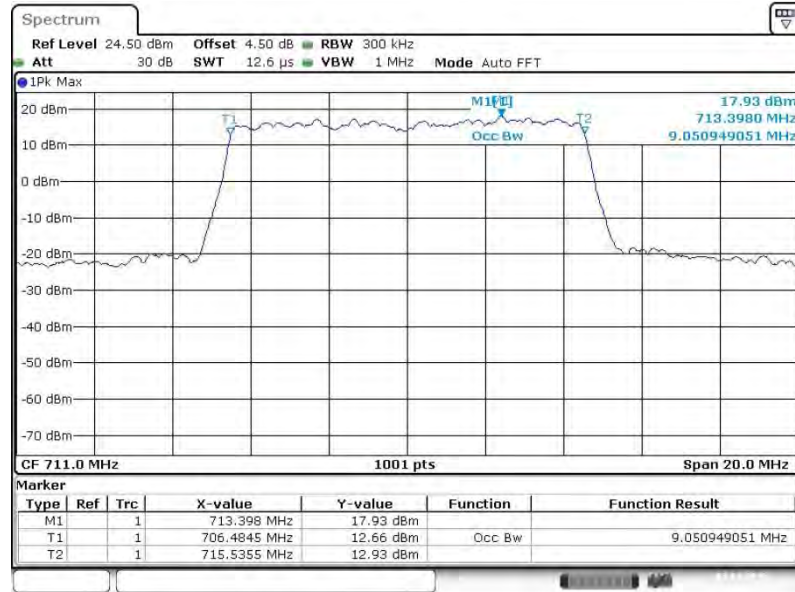
26dB Bandwidth Plot on Channel 23790



Date: 3 APR 2015 11:42:34

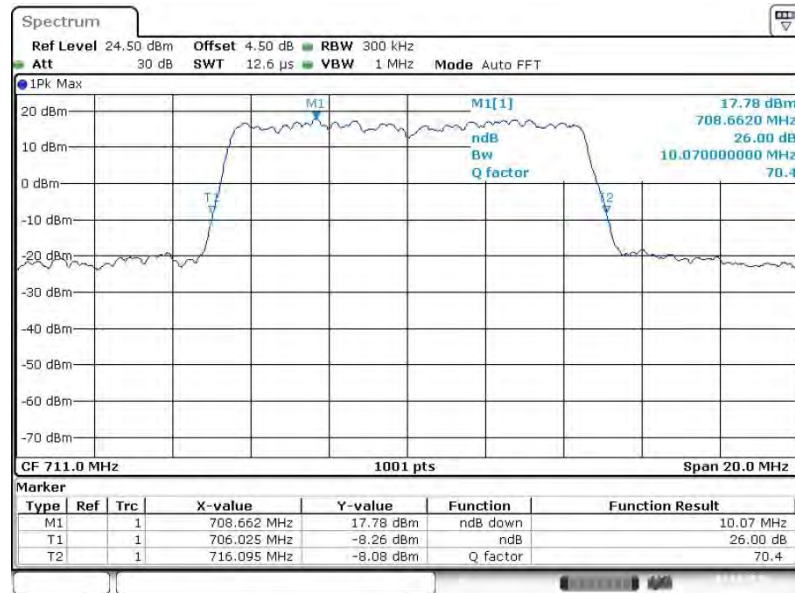


99% Occupied Bandwidth Plot on Channel 23800



Date: 3.APR.2015 11:45:32

26dB Bandwidth Plot on Channel 23800

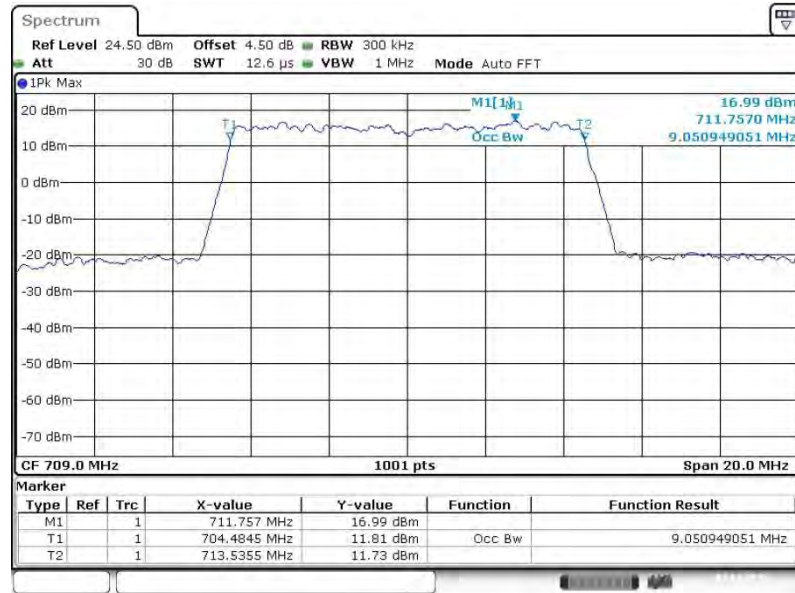


Date: 3.APR.2015 13:27:37



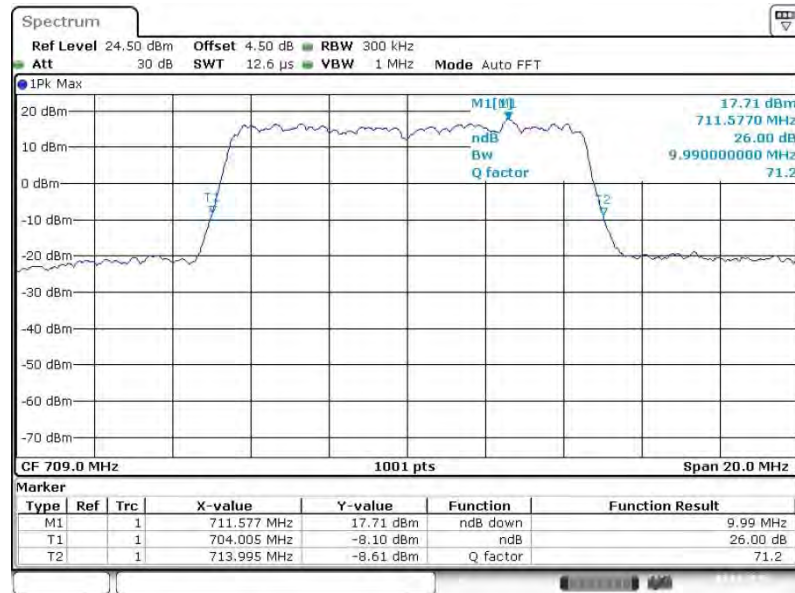
| | | | |
|--------|-------------|-------------|---------------|
| Band : | LTE Band 17 | BW / Mod. : | 10MHz / 16QAM |
|--------|-------------|-------------|---------------|

99% Occupied Bandwidth Plot on Channel 23780



Date: 3.APR.2015 11:39:03

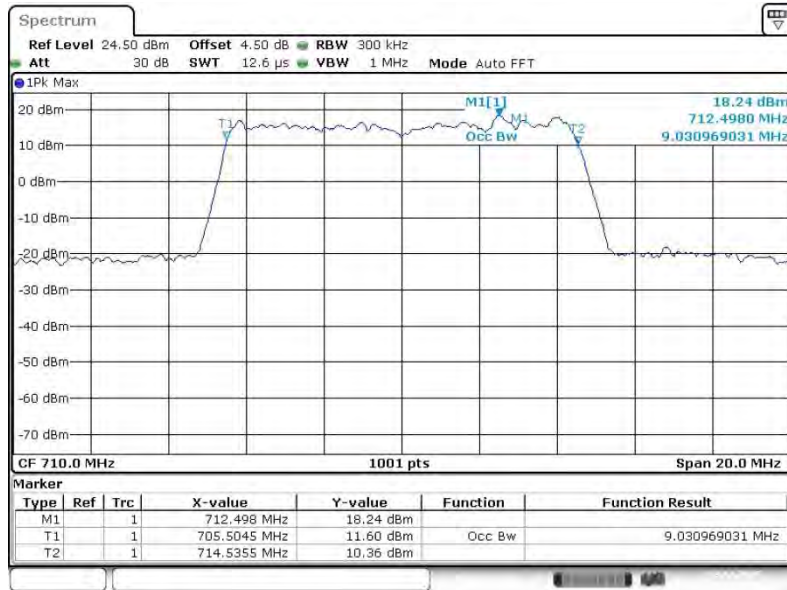
26dB Bandwidth Plot on Channel 23780



Date: 3.APR.2015 12:06:32

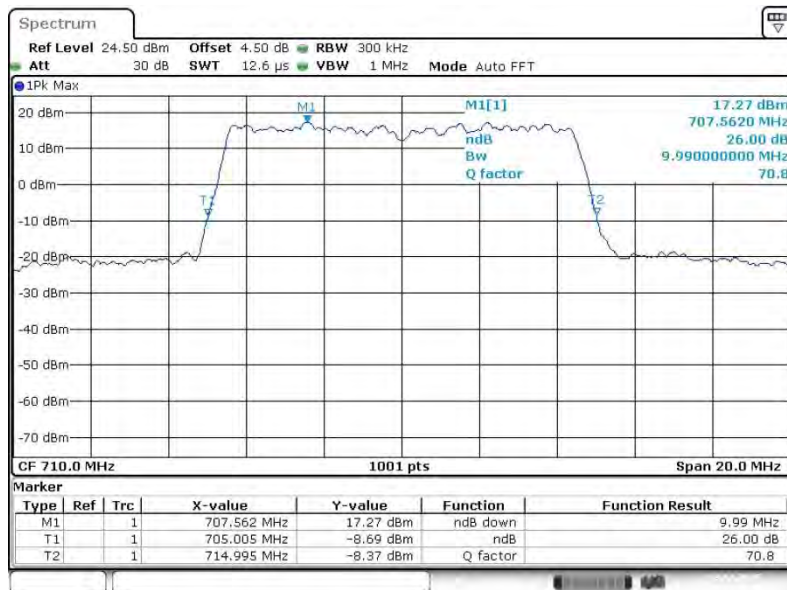


99% Occupied Bandwidth Plot on Channel 23790



Date: 3 APR 2015 11:42:22

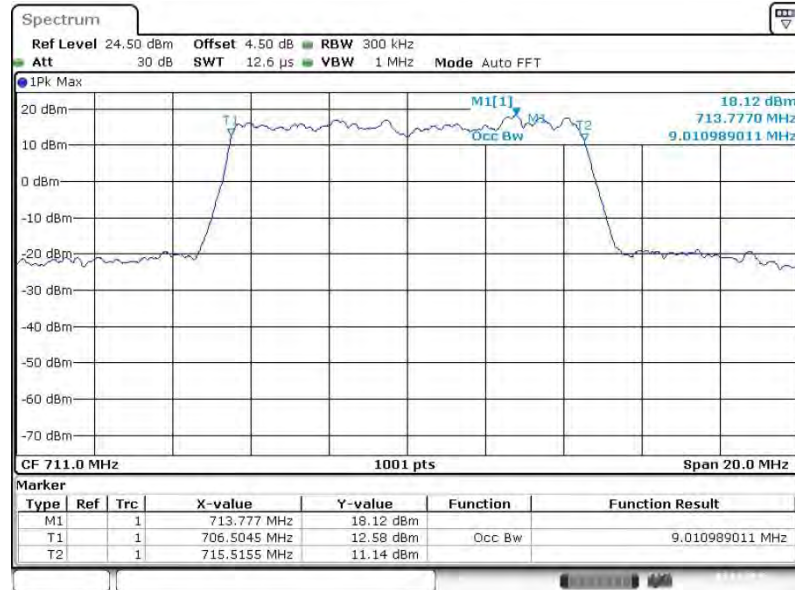
26dB Bandwidth Plot on Channel 23790



Date: 3 APR 2015 11:42:46

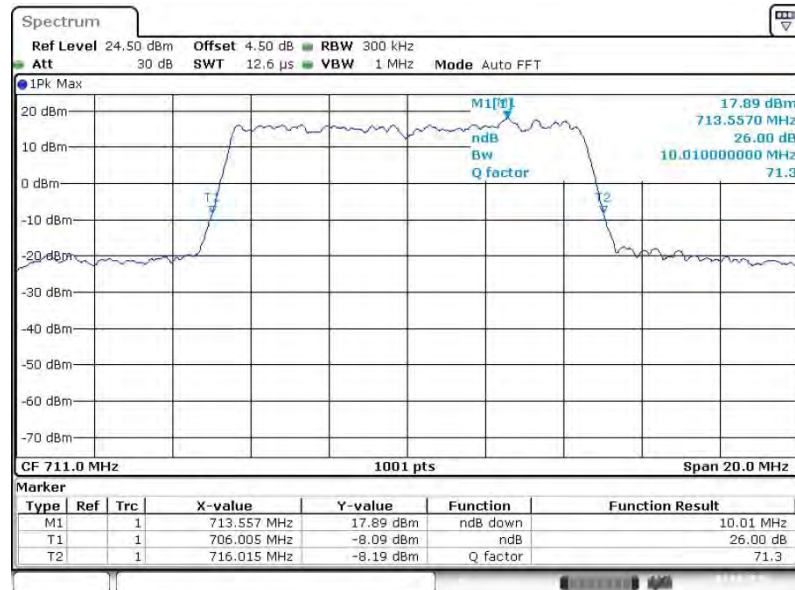


99% Occupied Bandwidth Plot on Channel 23800



Date: 3.APR.2015 11:45:42

26dB Bandwidth Plot on Channel 23800



Date: 3.APR.2015 11:46:06



3.5 Conducted Band Edge Measurement

3.5.1 Description of Conducted Band Edge Measurement

22.917(a) and RSS – 132 for Band 5

For operations in the 824 – 849 MHz band, the FCC limit is $43 + 10\log_{10}(P[\text{Watts}])$ dB below the transmitter power $P(\text{Watts})$ in a 100kHz bandwidth. However, in the 1MHz bands immediately outside and adjacent to the licensee's frequency block, a resolution bandwidth of at least one percent of the emission bandwidth of the fundamental emission of the transmitter may be employed.

24.238 (a) and RSS – 133 for Band 2

For operations in the 1850-1910 and 1930-1990 MHz band, the FCC limit is $43 + 10\log_{10}(P[\text{Watts}])$ dB below the transmitter power $P(\text{Watts})$ in a 1MHz bandwidth. However, in the 1 MHz bands immediately outside and adjacent to the frequency block a resolution bandwidth of at least one percent of the emission bandwidth of the fundamental emission of the transmitter may be employed.

27.53 (g) and RSS – 130 for Band 12,17

For operations in the 698 -746 MHz band, the FCC limit is $43 + 10\log_{10}(P[\text{Watts}])$ dB below the transmitter power $P(\text{Watts})$ in a 100 kHz bandwidth. However, in the 100 kilohertz bands immediately outside and adjacent to a licensee's frequency block, a resolution bandwidth of at least 30 kHz may be employed.

27.53 (h) and RSS – 139 for Band 4

For operations in the 1710 – 1755 MHz band, the FCC limit is $43 + 10\log_{10}(P[\text{Watts}])$ dB below the transmitter power $P(\text{Watts})$ in a 1 MHz bandwidth. However, in the 1MHz bands immediately outside and adjacent to the licensee's frequency block, a resolution bandwidth of at least one percent of the emission bandwidth of the fundamental emission of the transmitter may be employed.



27.53(m)(4) and RSS-199 for Band 7:

For mobile digital stations, the attenuation factor shall be not less than $40 + 10 \log (P)$ dB on all frequencies between the channel edge and 5 megahertz from the channel edge, $43 + 10 \log (P)$ dB on all frequencies between 5 megahertz and X megahertz from the channel edge, and $55 + 10 \log (P)$ dB on all frequencies more than X megahertz from the channel edge, where X is the greater of 6 megahertz or the actual emission bandwidth as defined in paragraph (m)(6) of this section. In addition, the attenuation factor shall not be less that $43 + 10 \log (P)$ dB on all frequencies between 2490.5 MHz and 2496 MHz and $55 + 10 \log (P)$ dB at or below 2490.5 MHz. Mobile Satellite Service licensees operating on frequencies below 2495 MHz may also submit a documented interference complaint against BRS licensees operating on channel BRS Channel 1 on the same terms and conditions as adjacent channel BRS or EBS licensees.

3.5.2 Measuring Instruments

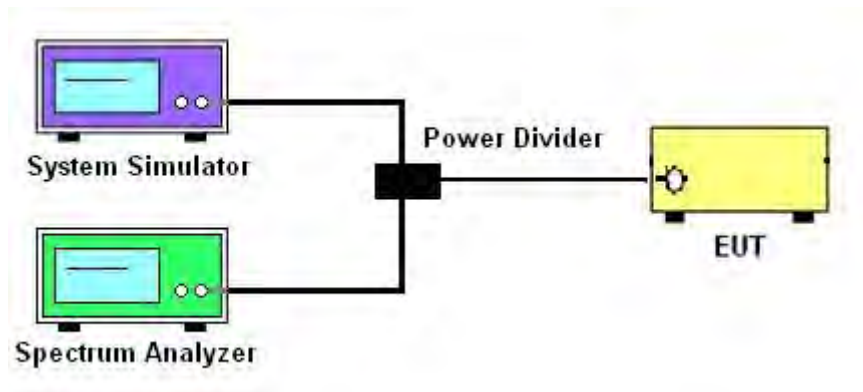
The measuring equipment is listed in the section 4 of this test report.

3.5.3 Test Procedures

1. The EUT was connected to spectrum analyzer and system simulator via a power divider.
2. The band edges of low and high channels for the highest RF powers were measured. Set RBW $\geq 1\%$ EBW in the 1MHz band immediately outside and adjacent to the band edge.
3. Set spectrum analyzer with RMS detector.
4. The RF fundamental frequency should be excluded against the limit line in the operating frequency band.
5. The limit line is derived from $43 + 10\log(P)$ dB below the transmitter power P(Watts)
= $P(W) - [43 + 10\log(P)]$ (dB)
= $[30 + 10\log(P)]$ (dBm) - $[43 + 10\log(P)]$ (dB)
= -13dBm.
<For Band 7>

The limit line is derived from $55 + 10\log(P)$ dB below the transmitter power P(Watts)
= $P(W) - [55 + 10\log(P)]$ (dB)
= $[30 + 10\log(P)]$ (dBm) - $[55 + 10\log(P)]$ (dB)
= -25dBm.

3.5.4 Test Setup

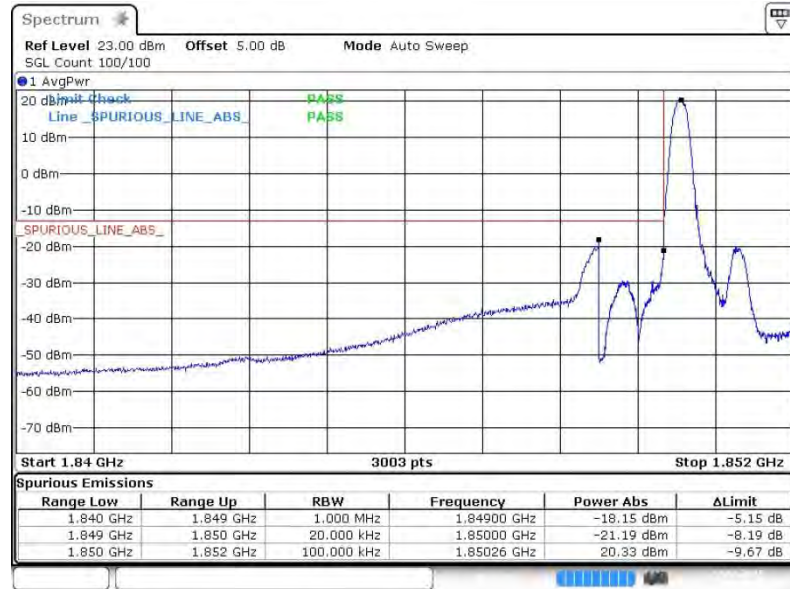




3.5.5 Test Result (Plots) of Conducted Band Edge

| | | | |
|--------|------------|--------------|---------------|
| Band : | LTE Band 2 | Band Width : | 1.4MHz / QPSK |
|--------|------------|--------------|---------------|

Lower Band Edge Plot for QPSK-RB Size 1, RB Offset 0



Date: 22.JAN.2015 13:22:06

Lower Band Edge Plot for QPSK-RB Size 6, RB Offset 0



Date: 22.JAN.2015 13:23:16

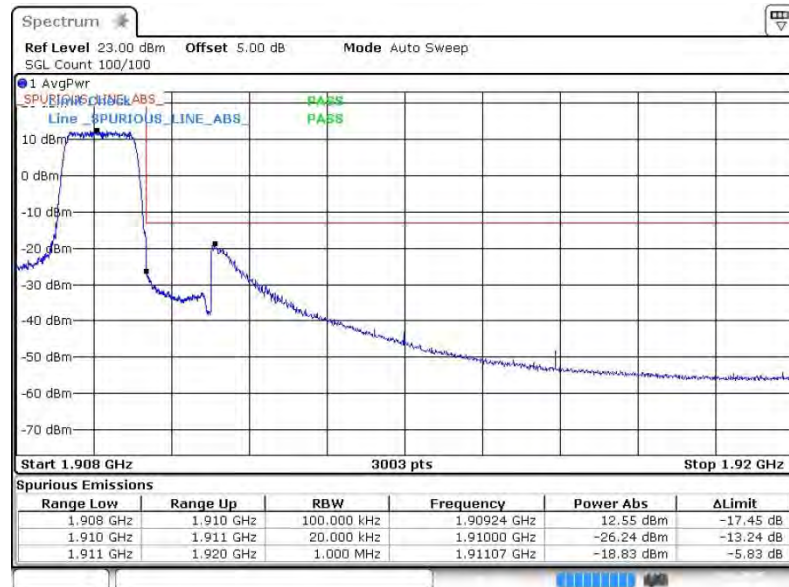


Higher Band Edge Plot for QPSK-RB Size 1, RB Offset 5



Date: 22.JAN.2015 13:29:25

Higher Band Edge Plot for QPSK-RB Size 6, RB Offset 0

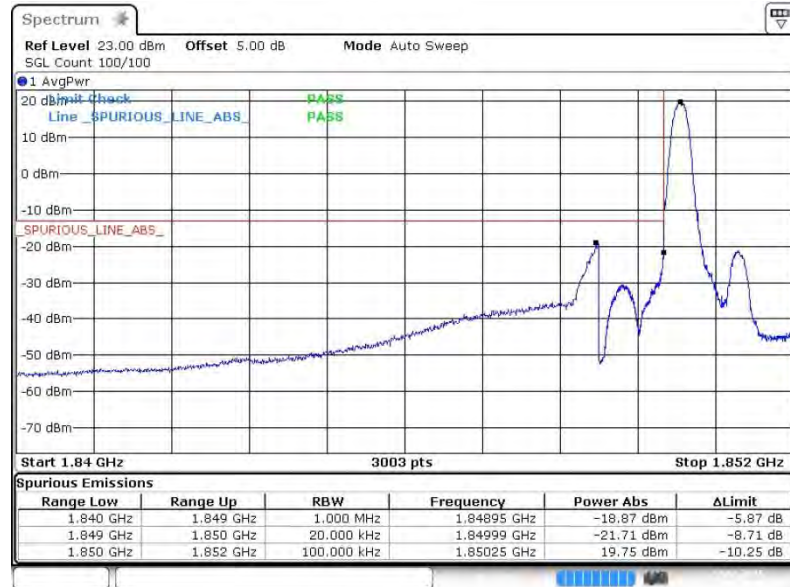


Date: 22.JAN.2015 13:27:58



| | | | |
|---------------|------------|---------------------|----------------|
| Band : | LTE Band 2 | Band Width : | 1.4MHz / 16QAM |
|---------------|------------|---------------------|----------------|

Lower Band Edge Plot for 16QAM -RB Size 1, RB Offset 0



Date: 22.JAN.2015 13:20:23

Lower Band Edge Plot for 16QAM -RB Size 6, RB Offset 0



Date: 22.JAN.2015 13:24:42

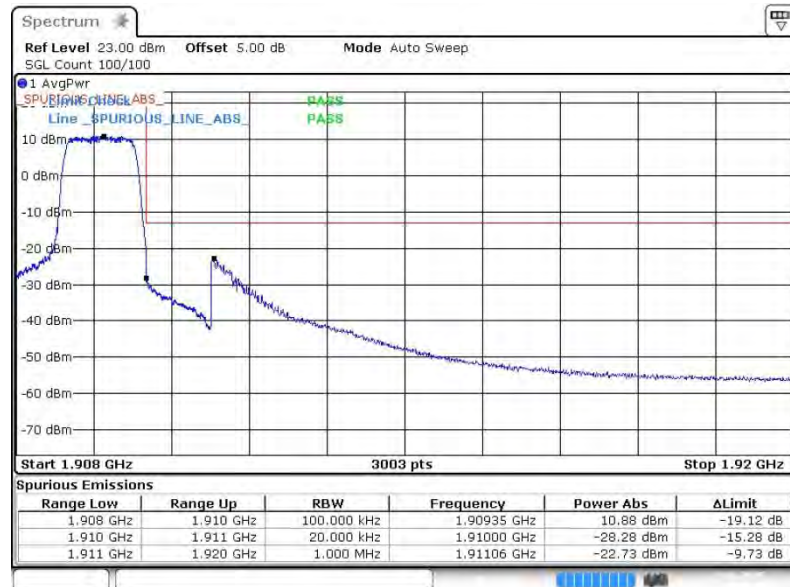


Higher Band Edge Plot for 16QAM -RB Size 1, RB Offset 5



Date: 22.JAN.2015 13:30:36

Higher Band Edge Plot for 16QAM -RB Size 6, RB Offset 0

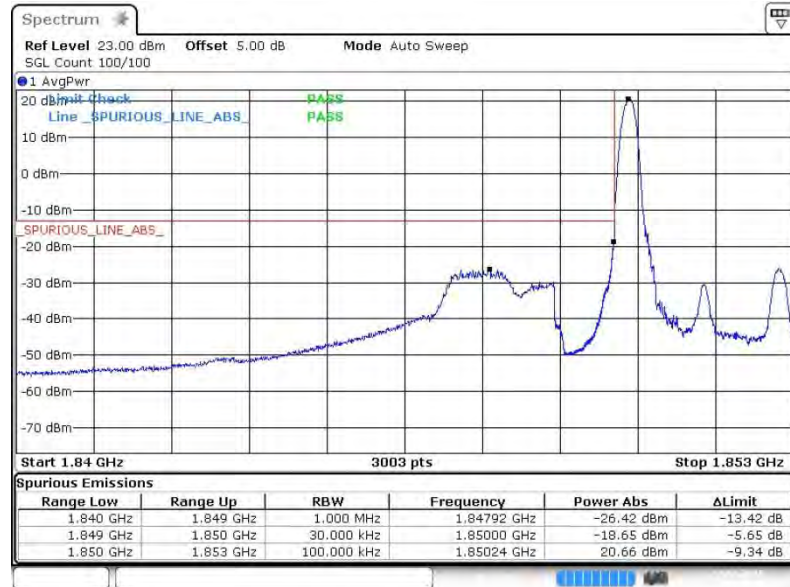


Date: 22.JAN.2015 13:28:39



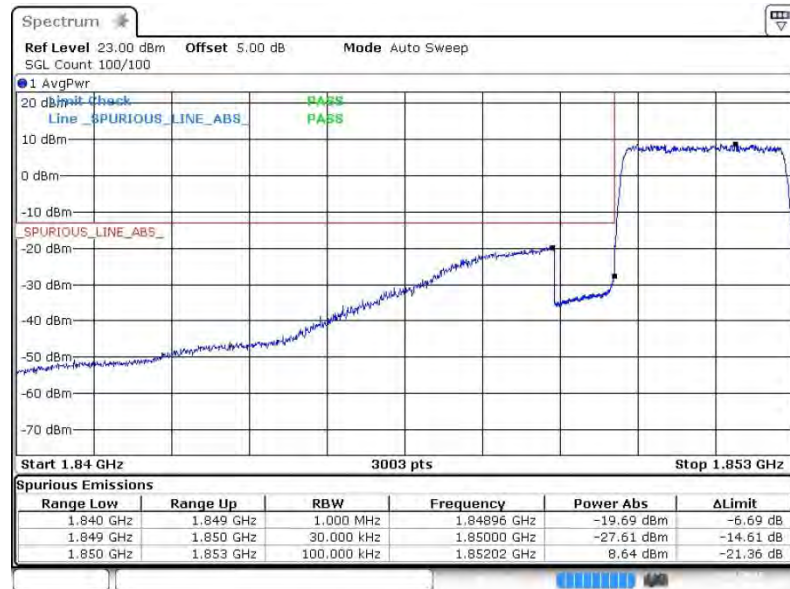
| | | | |
|---------------|------------|---------------------|-------------|
| Band : | LTE Band 2 | Band Width : | 3MHz / QPSK |
|---------------|------------|---------------------|-------------|

Lower Band Edge Plot for QPSK-RB Size 1, RB Offset 0



Date: 22.JAN.2015 13:33:31

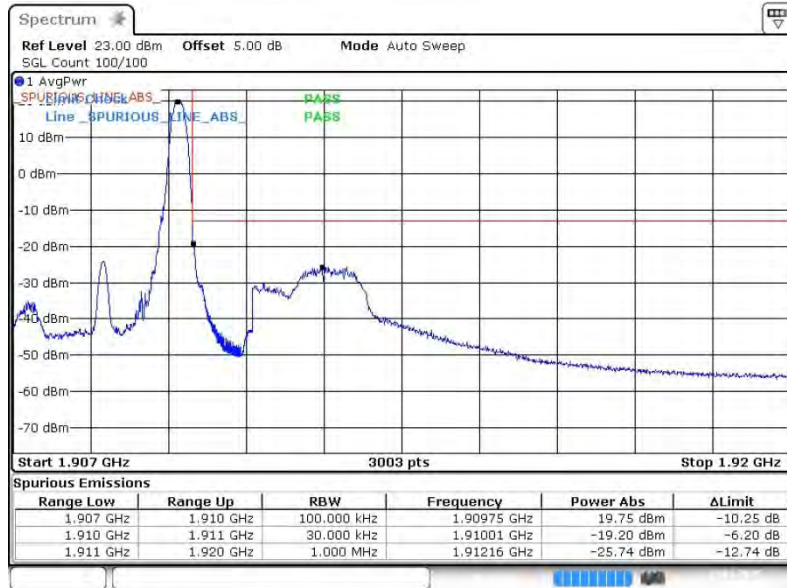
Lower Band Edge Plot for QPSK-RB Size 15, RB Offset 0



Date: 22.JAN.2015 13:34:24

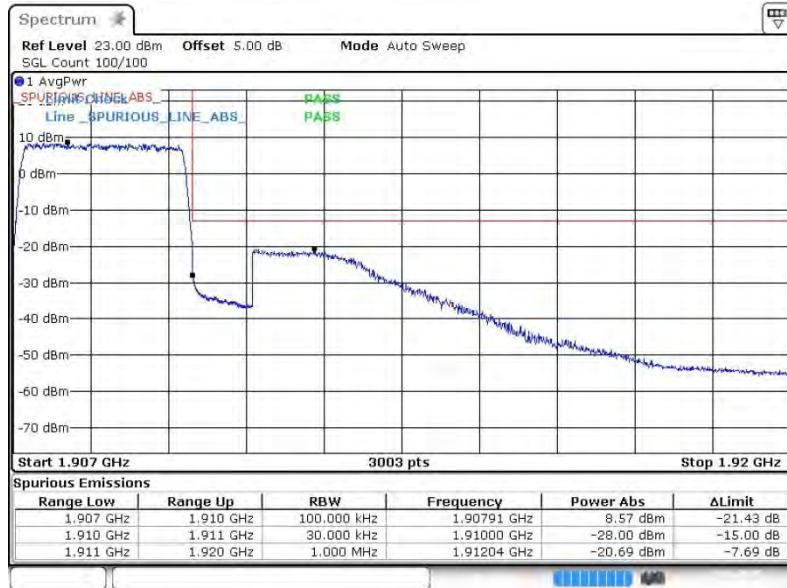


Higher Band Edge Plot for QPSK-RB Size 1, RB Offset 14



Date: 22.JAN.2015 13:37:41

Higher Band Edge Plot for QPSK-RB Size 15, RB Offset 0

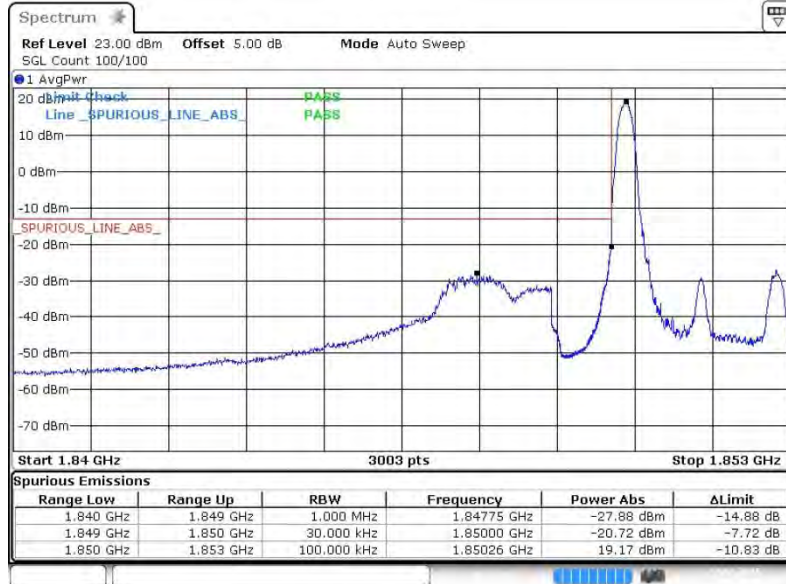


Date: 22.JAN.2015 13:36:52



| | | | |
|--------|------------|--------------|--------------|
| Band : | LTE Band 2 | Band Width : | 3MHz / 16QAM |
|--------|------------|--------------|--------------|

Lower Band Edge Plot for 16QAM -RB Size 1, RB Offset 0



Date: 22.JAN.2015 13:32:49

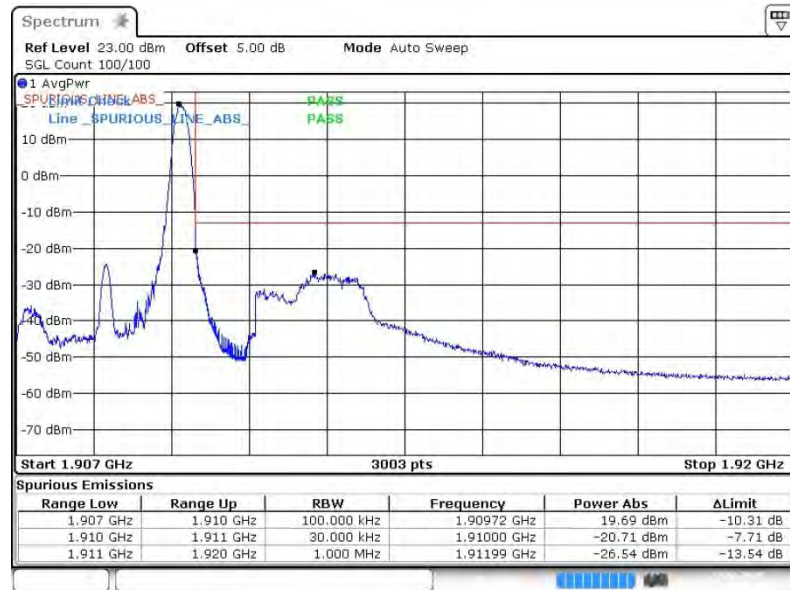
Lower Band Edge Plot for 16QAM -RB Size 15, RB Offset 0



Date: 22.JAN.2015 13:35:08

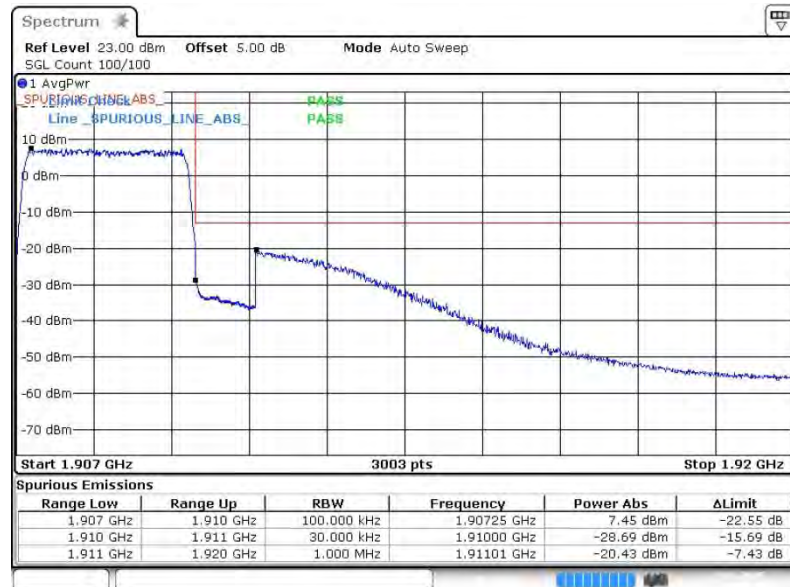


Higher Band Edge Plot for 16QAM -RB Size 1, RB Offset 14



Date: 22.JAN.2015 13:38:35

Higher Band Edge Plot for 16QAM -RB Size 15, RB Offset 0

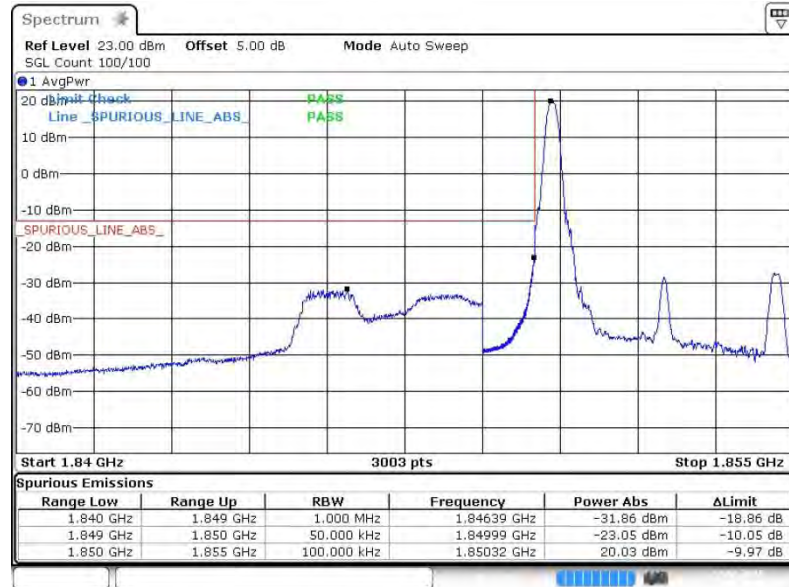


Date: 22.JAN.2015 13:36:12



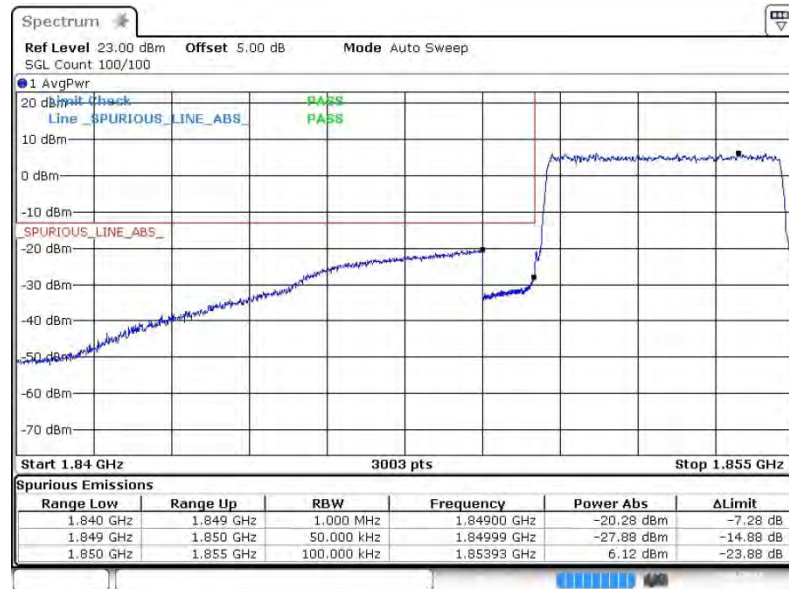
| | | | |
|---------------|------------|---------------------|-------------|
| Band : | LTE Band 2 | Band Width : | 5MHz / QPSK |
|---------------|------------|---------------------|-------------|

Lower Band Edge Plot for QPSK-RB Size 1, RB Offset 0



Date: 22.JAN.2015 13:39:46

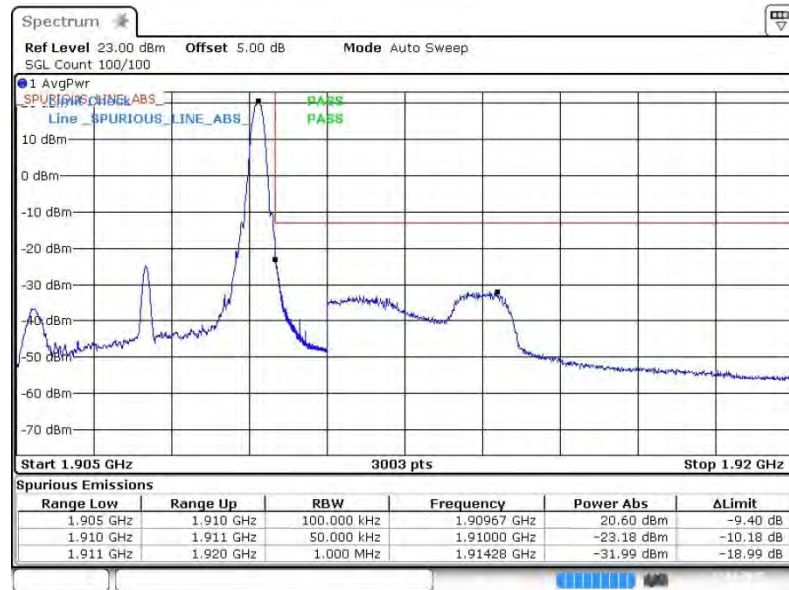
Lower Band Edge Plot for QPSK-RB Size 25, RB Offset 0



Date: 22.JAN.2015 13:40:13

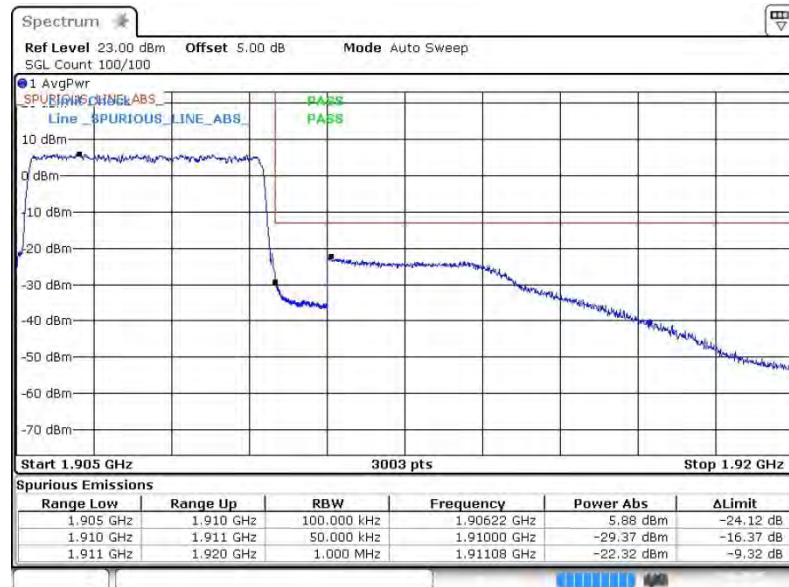


Higher Band Edge Plot for QPSK-RB Size 1, RB Offset 24



Date: 22.JAN.2015 13:42:07

Higher Band Edge Plot for QPSK-RB Size 25, RB Offset 0

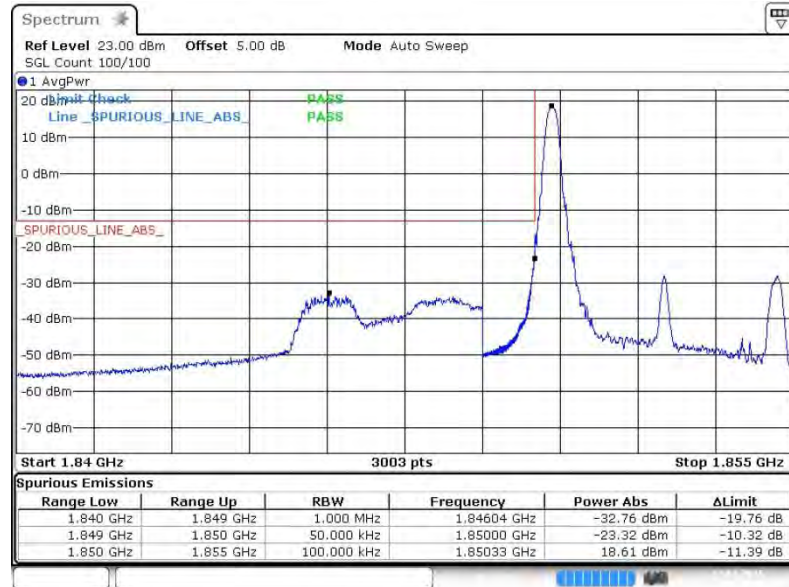


Date: 22.JAN.2015 13:41:43



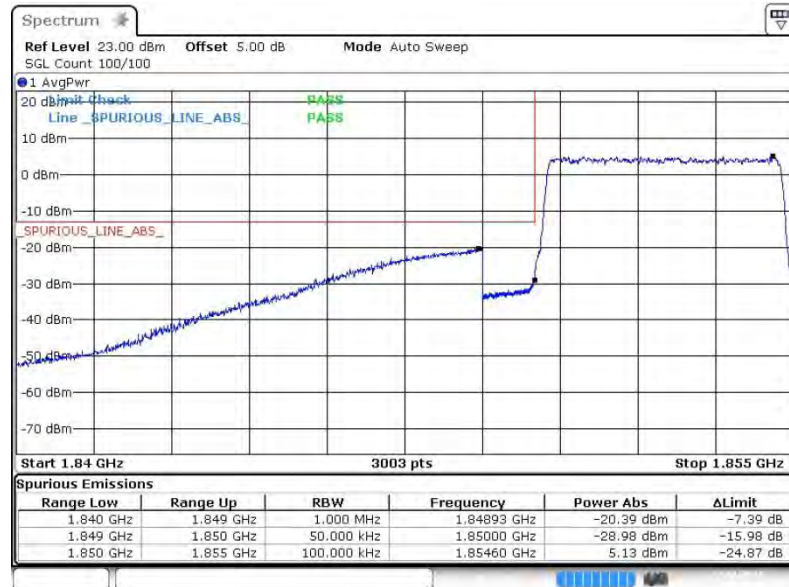
| | | | |
|--------|------------|--------------|--------------|
| Band : | LTE Band 2 | Band Width : | 5MHz / 16QAM |
|--------|------------|--------------|--------------|

Lower Band Edge Plot for 16QAM-RB Size 1, RB Offset 0



Date: 22.JAN.2015 13:39:09

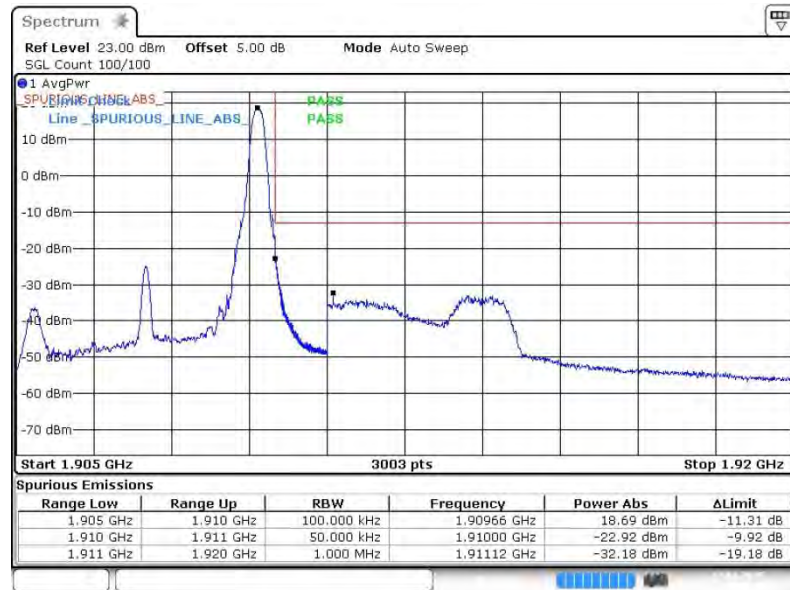
Lower Band Edge Plot for 16QAM-RB Size 25, RB Offset 0



Date: 22.JAN.2015 13:40:37

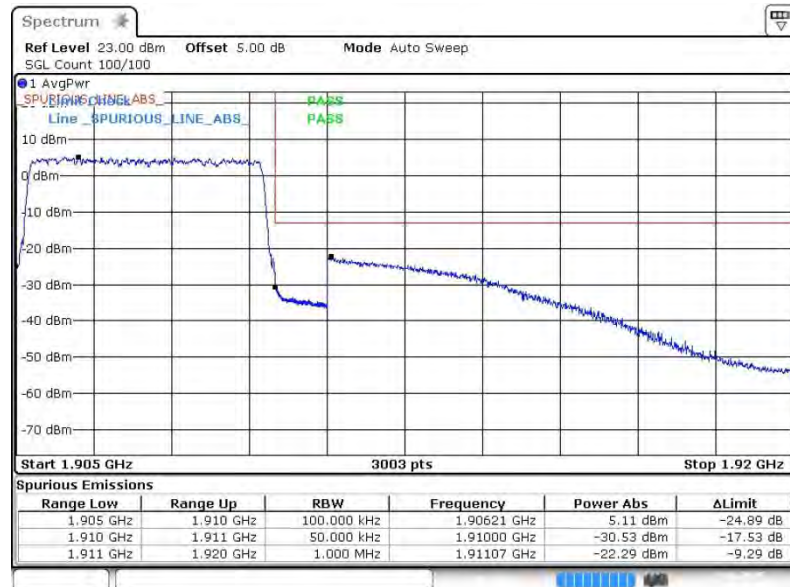


Higher Band Edge Plot for 16QAM-RB Size 1, RB Offset 24



Date: 22.JAN.2015 13:42:37

Higher Band Edge Plot for 16QAM-RB Size 25, RB Offset 0

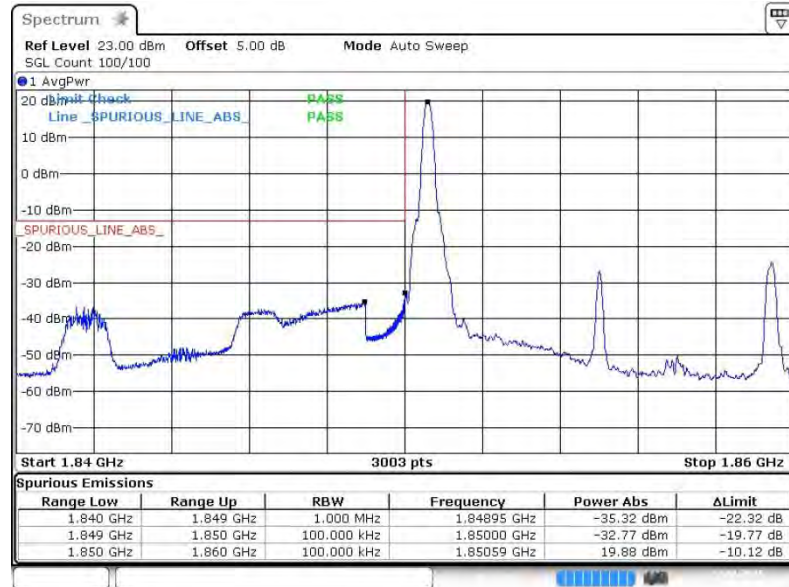


Date: 22.JAN.2015 13:41:09



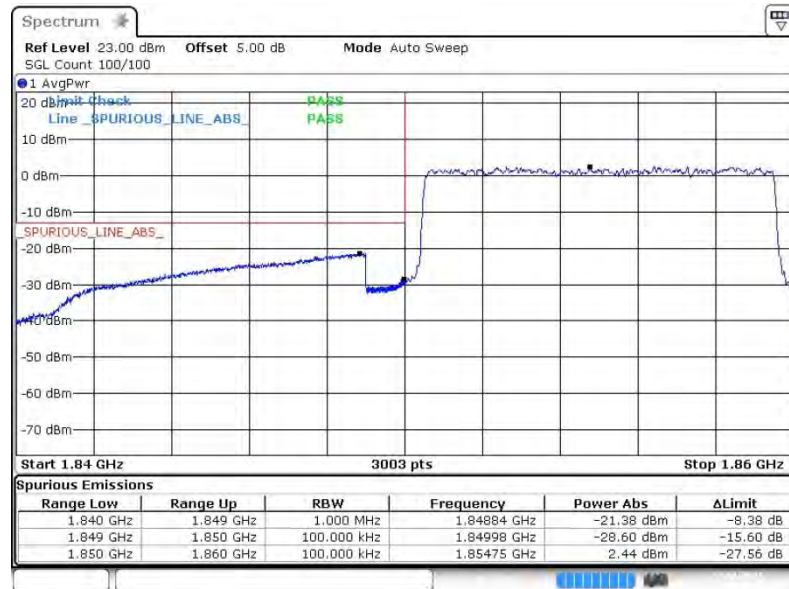
| | | | |
|--------|------------|--------------|--------------|
| Band : | LTE Band 2 | Band Width : | 10MHz / QPSK |
|--------|------------|--------------|--------------|

Lower Band Edge Plot for QPSK-RB Size 1, RB Offset 0



Date: 22.JAN.2015 13:43:51

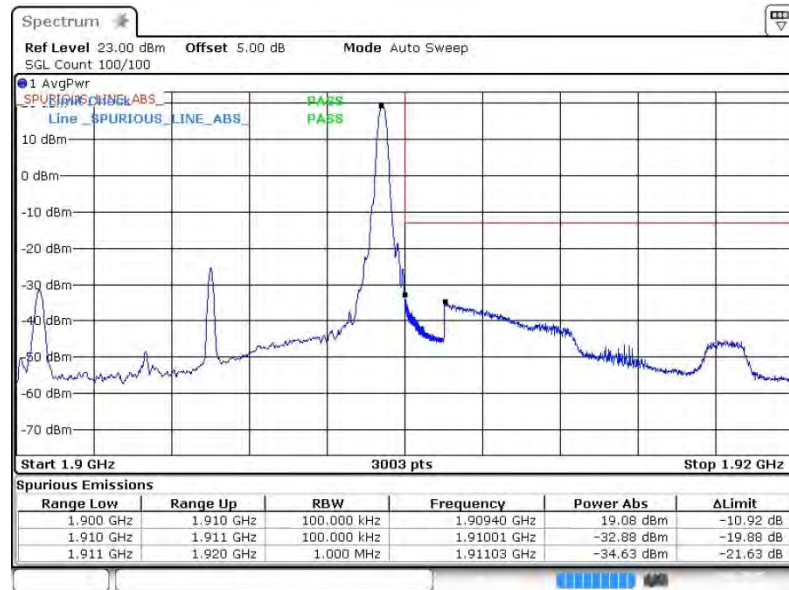
Lower Band Edge Plot for QPSK-RB Size 50, RB Offset 0



Date: 22.JAN.2015 13:44:09

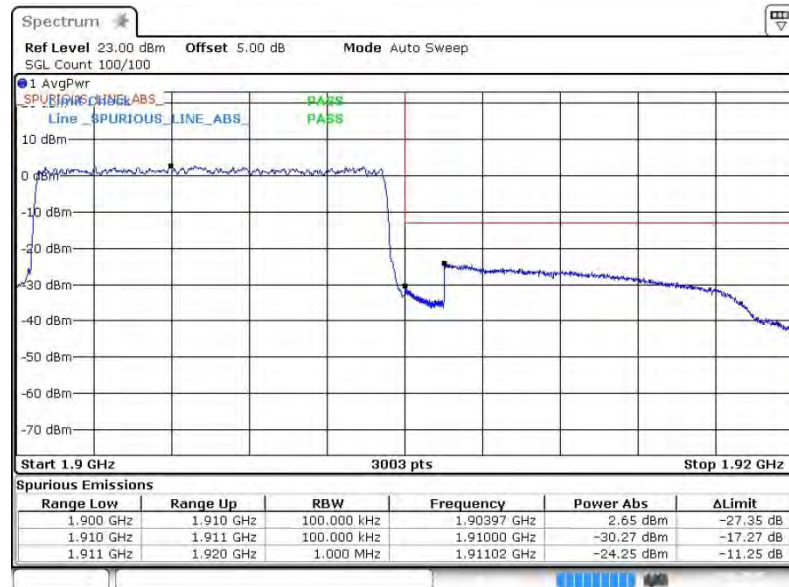


Higher Band Edge Plot for QPSK-RB Size 1, RB Offset 49



Date: 22.JAN.2015 13:45:48

Higher Band Edge Plot for QPSK-RB Size 50, RB Offset 0

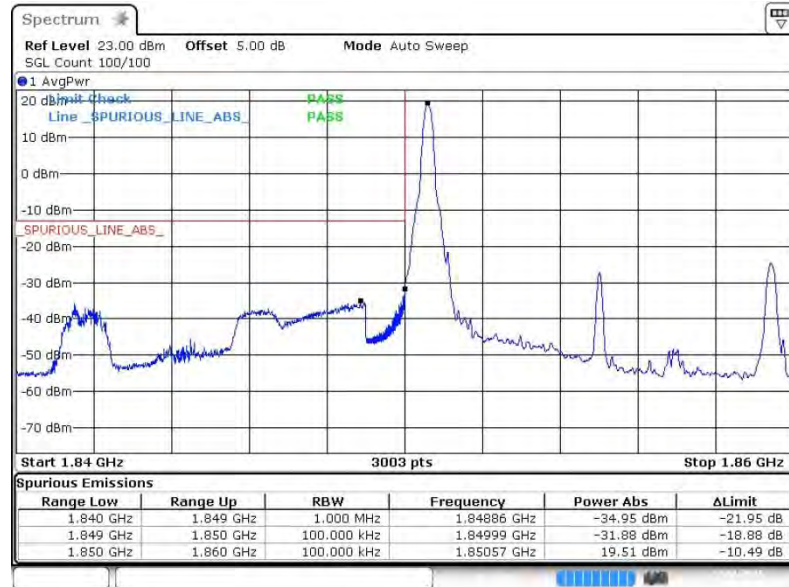


Date: 22.JAN.2015 13:45:21



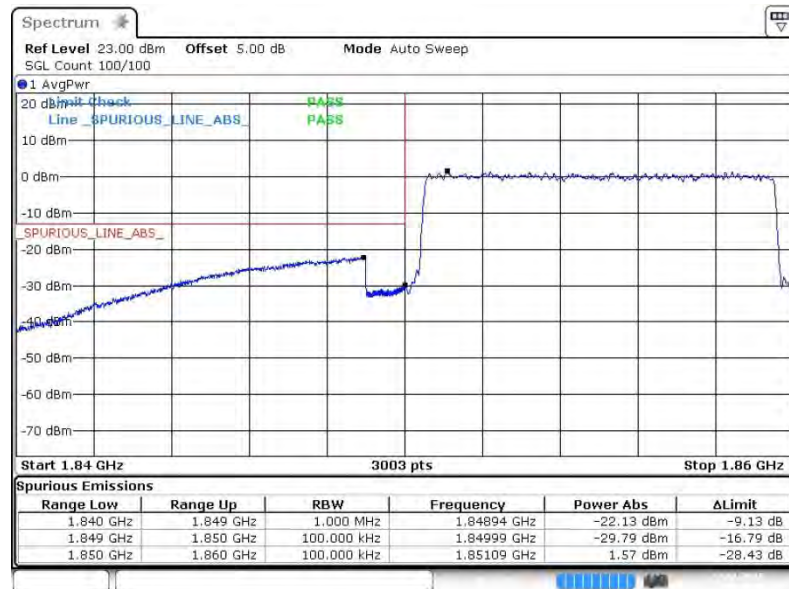
| | | | |
|--------|------------|--------------|---------------|
| Band : | LTE Band 2 | Band Width : | 10MHz / 16QAM |
|--------|------------|--------------|---------------|

Lower Band Edge Plot for 16QAM-RB Size 1, RB Offset 0



Date: 22.JAN.2015 13:43:31

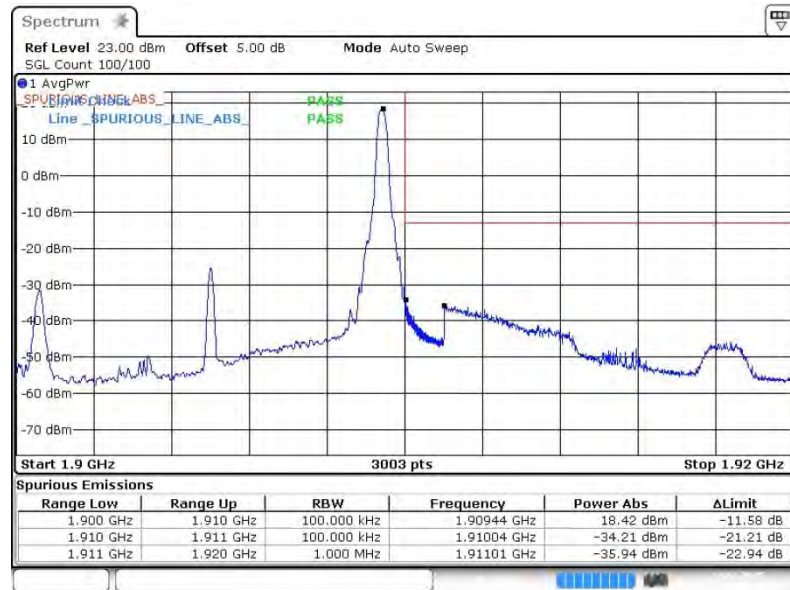
Lower Band Edge Plot for 16QAM-RB Size 50, RB Offset 0



Date: 22.JAN.2015 13:44:27

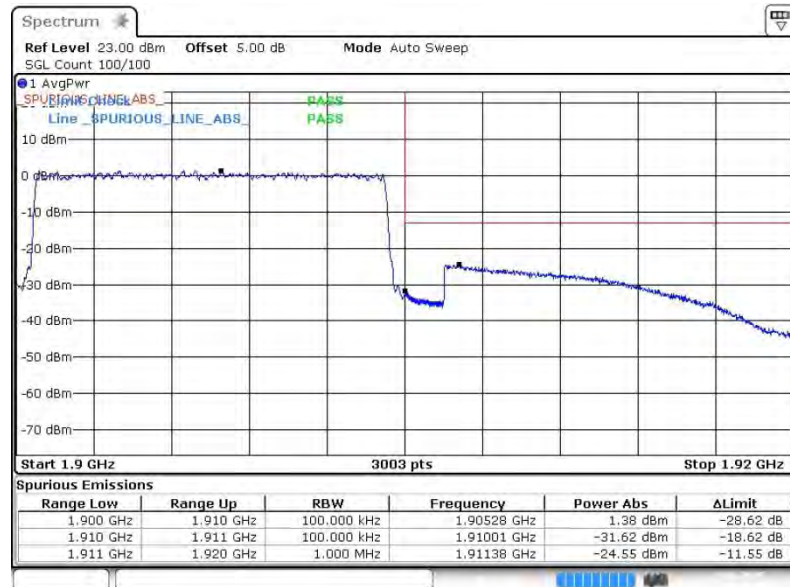


Higher Band Edge Plot for 16QAM-RB Size 1, RB Offset 49



Date: 22.JAN.2015 13:46:30

Higher Band Edge Plot for 16QAM-RB Size 50, RB Offset 0

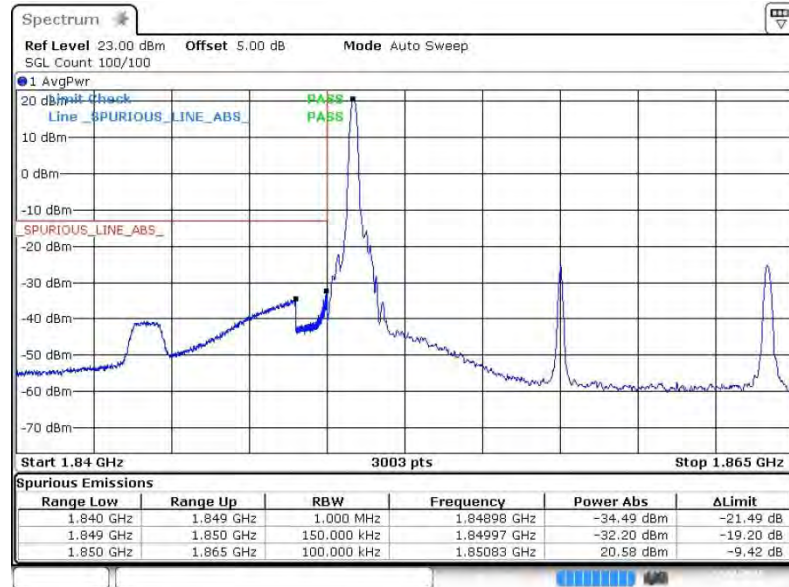


Date: 22.JAN.2015 13:44:55



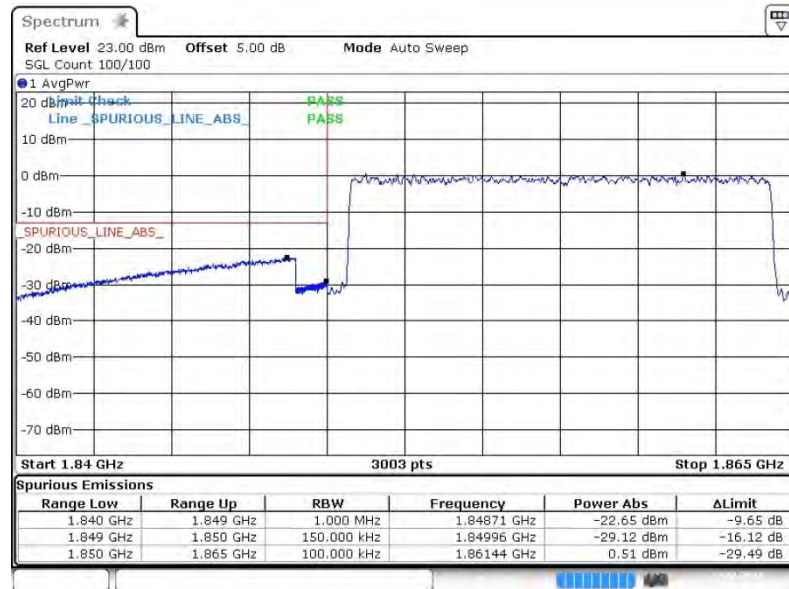
| | | | |
|--------|------------|--------------|--------------|
| Band : | LTE Band 2 | Band Width : | 15MHz / QPSK |
|--------|------------|--------------|--------------|

Lower Band Edge Plot for QPSK-RB Size 1, RB Offset 0



Date: 22.JAN.2015 13:47:49

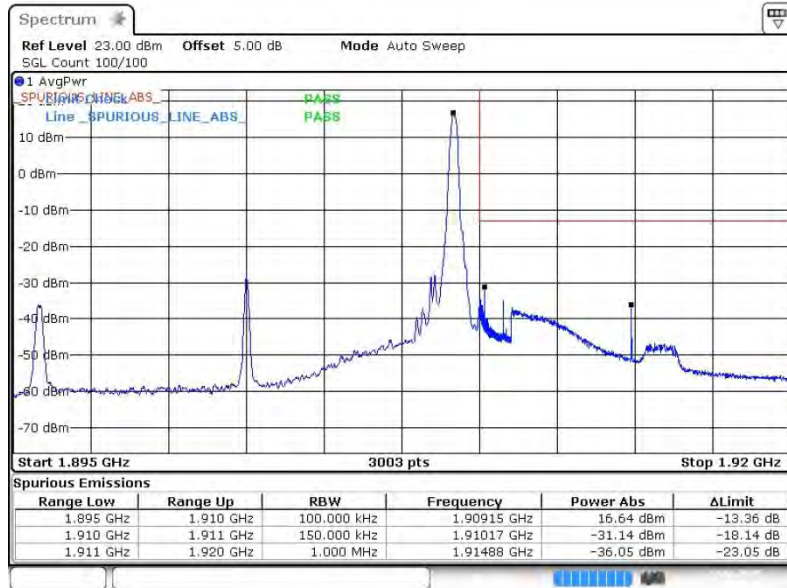
Lower Band Edge Plot for QPSK-RB Size 75, RB Offset 0



Date: 22.JAN.2015 13:48:11

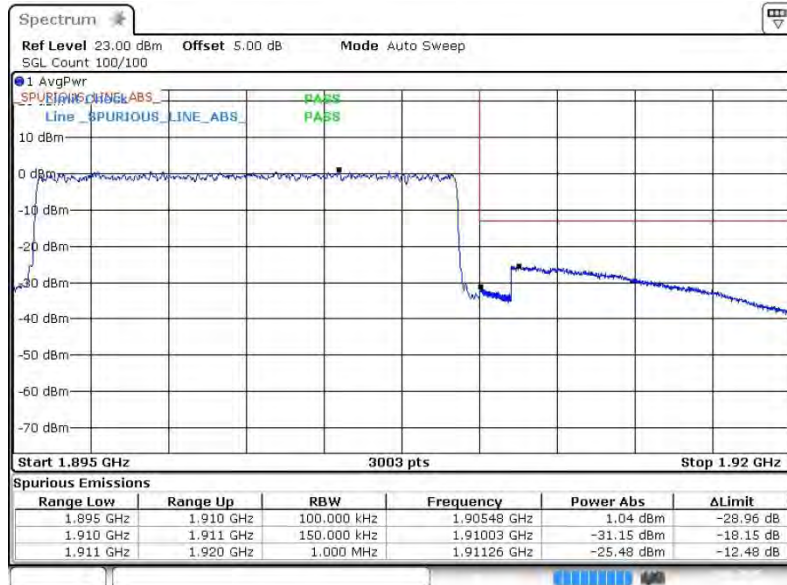


Higher Band Edge Plot for QPSK-RB Size 1, RB Offset 74



Date: 22.JAN.2015 13:49:36

Higher Band Edge Plot for QPSK-RB Size 75, RB Offset 0

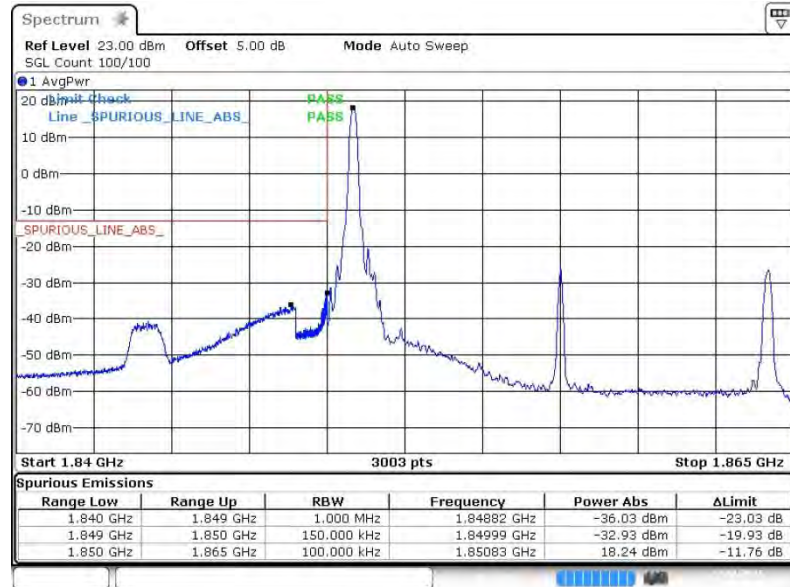


Date: 22.JAN.2015 13:49:13



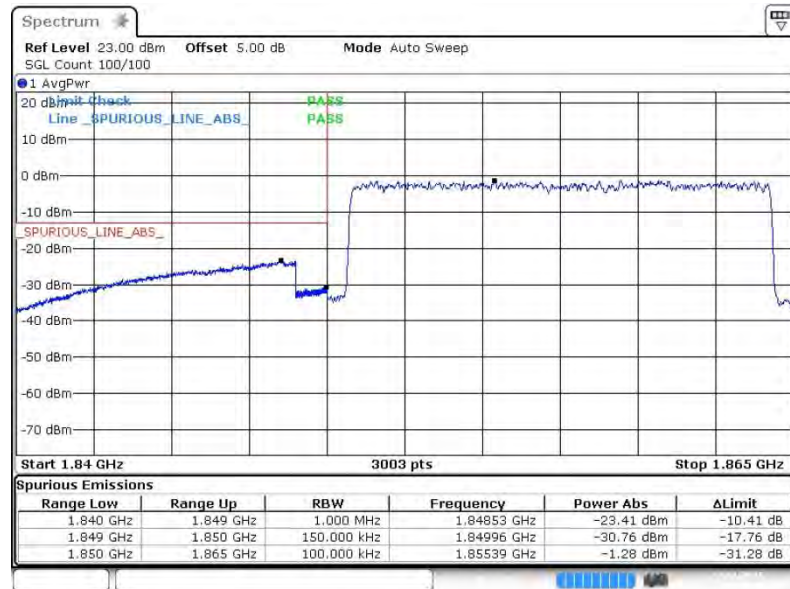
| | | | |
|--------|------------|--------------|---------------|
| Band : | LTE Band 2 | Band Width : | 15MHz / 16QAM |
|--------|------------|--------------|---------------|

Lower Band Edge Plot for 16QAM-RB Size 1, RB Offset 0



Date: 22.JAN.2015 13:47:30

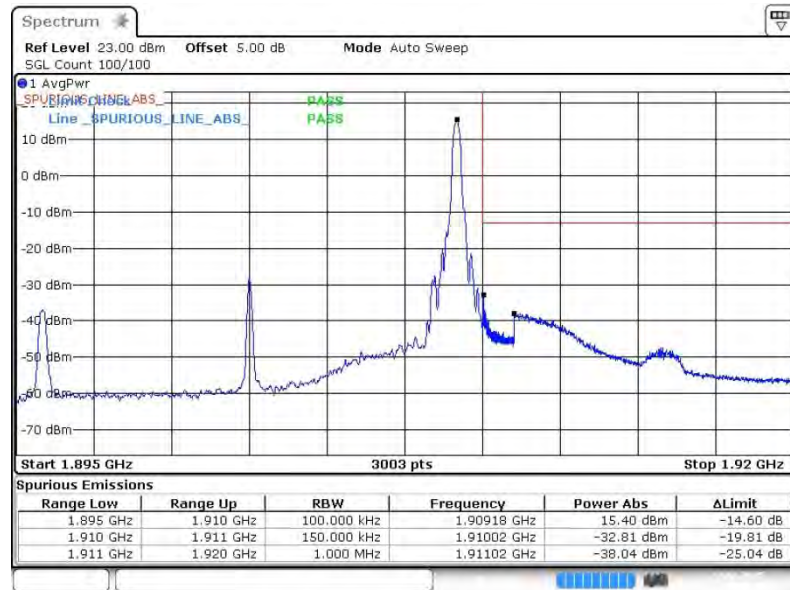
Lower Band Edge Plot for 16QAM-RB Size 75, RB Offset 0



Date: 22.JAN.2015 13:48:34

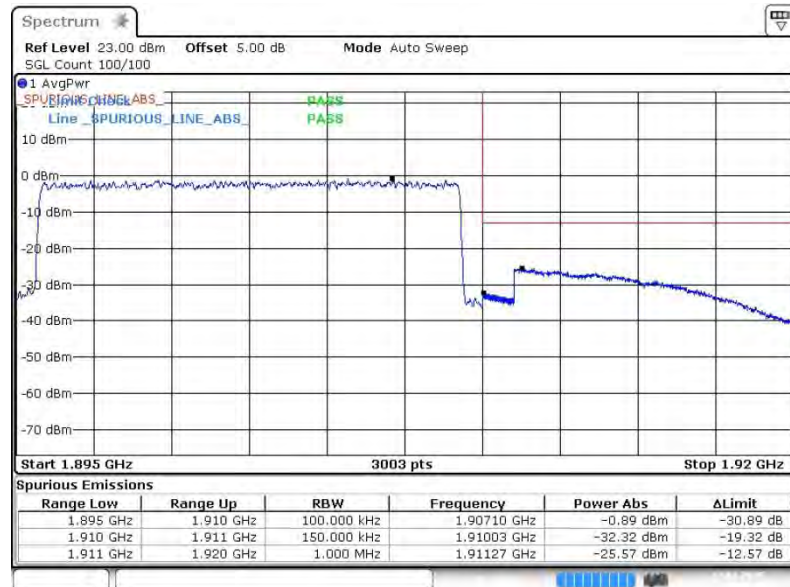


Higher Band Edge Plot for 16QAM-RB Size 1, RB Offset 74



Date: 22.JAN.2015 13:49:57

Higher Band Edge Plot for 16QAM-RB Size 75, RB Offset 0

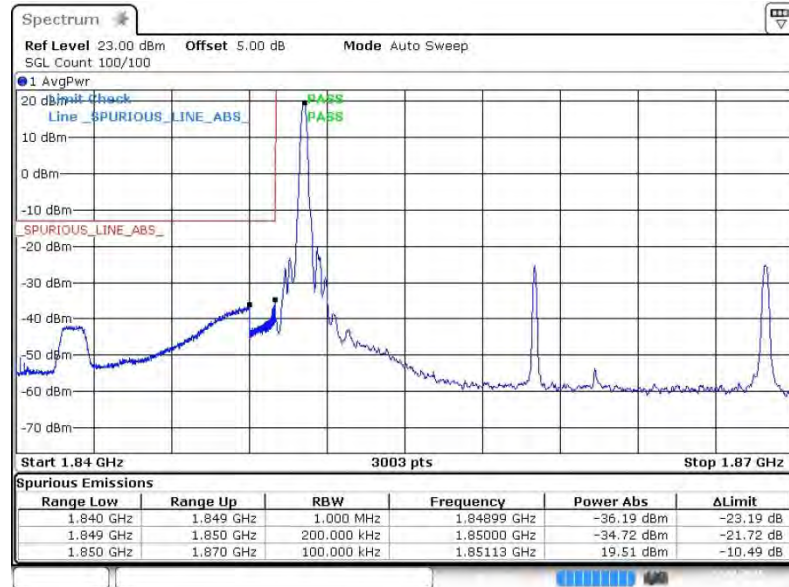


Date: 22.JAN.2015 13:48:54



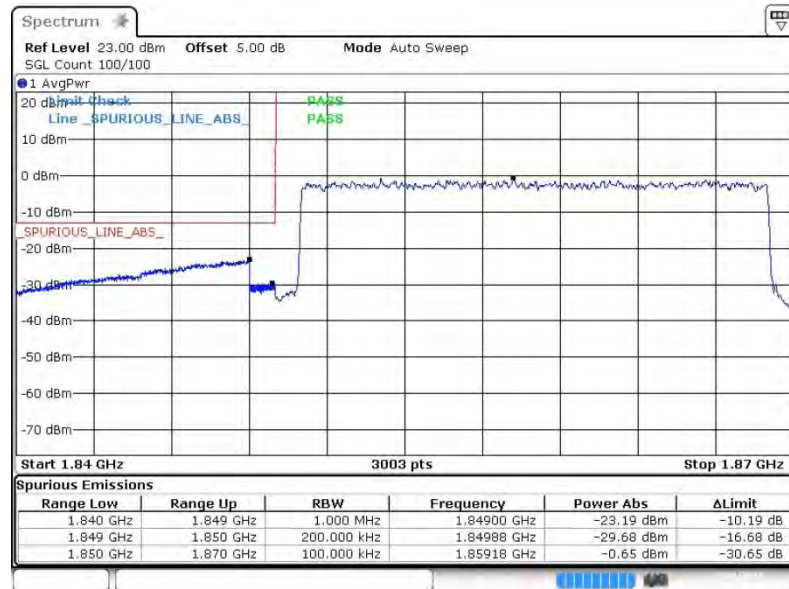
| | | | |
|--------|------------|--------------|--------------|
| Band : | LTE Band 2 | Band Width : | 20MHz / QPSK |
|--------|------------|--------------|--------------|

Lower Band Edge Plot for QPSK-RB Size 1, RB Offset 0



Date: 22.JAN.2015 13:52:19

Lower Band Edge Plot for QPSK-RB Size 100, RB Offset 0



Date: 22.JAN.2015 13:52:44

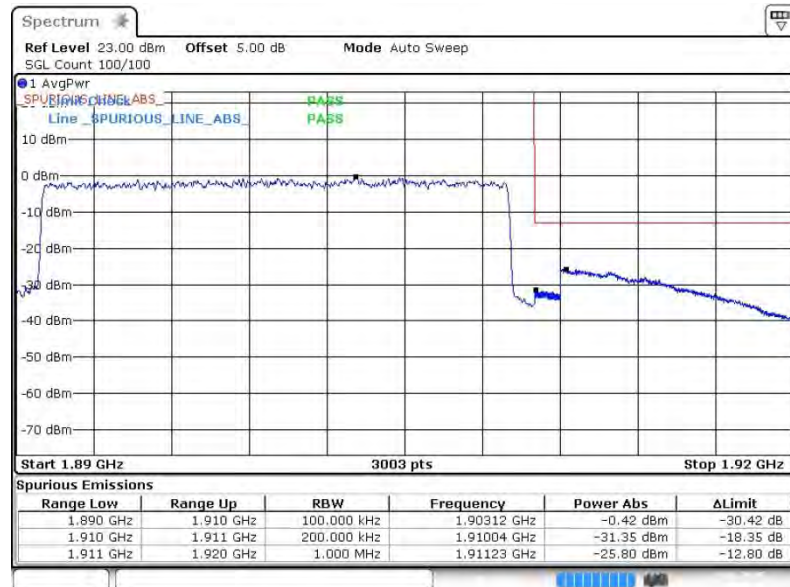


Higher Band Edge Plot for QPSK-RB Size 1, RB Offset 99



Date: 22.JAN.2015 13:54:11

Higher Band Edge Plot for QPSK-RB Size 100, RB Offset 0

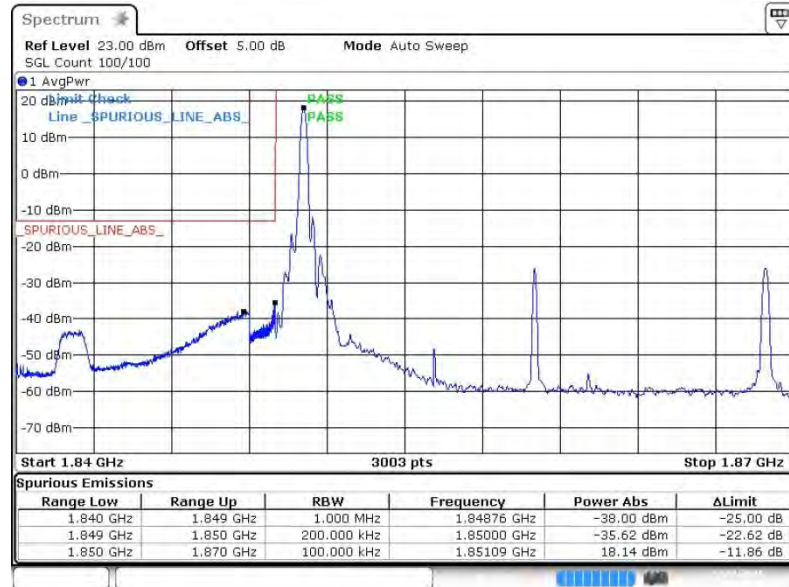


Date: 22.JAN.2015 13:53:52



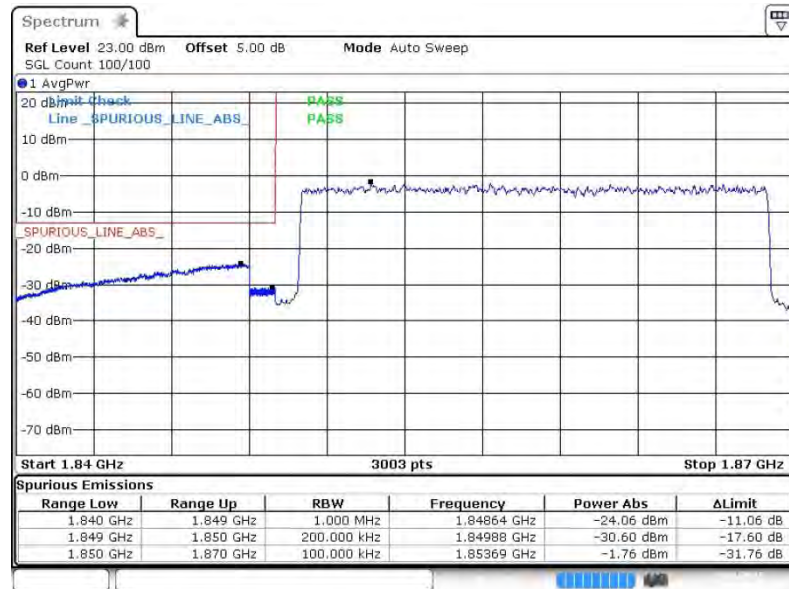
| | | | |
|--------|------------|--------------|---------------|
| Band : | LTE Band 2 | Band Width : | 20MHz / 16QAM |
|--------|------------|--------------|---------------|

Lower Band Edge Plot for 16QAM-RB Size 1, RB Offset 0



Date: 22.JAN.2015 13:51:58

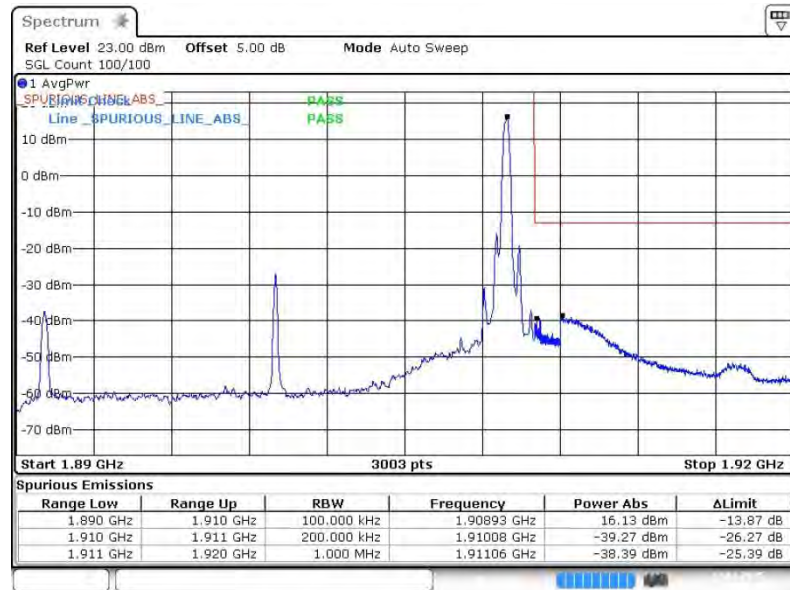
Lower Band Edge Plot for 16QAM-RB Size 100, RB Offset 0



Date: 22.JAN.2015 13:53:06

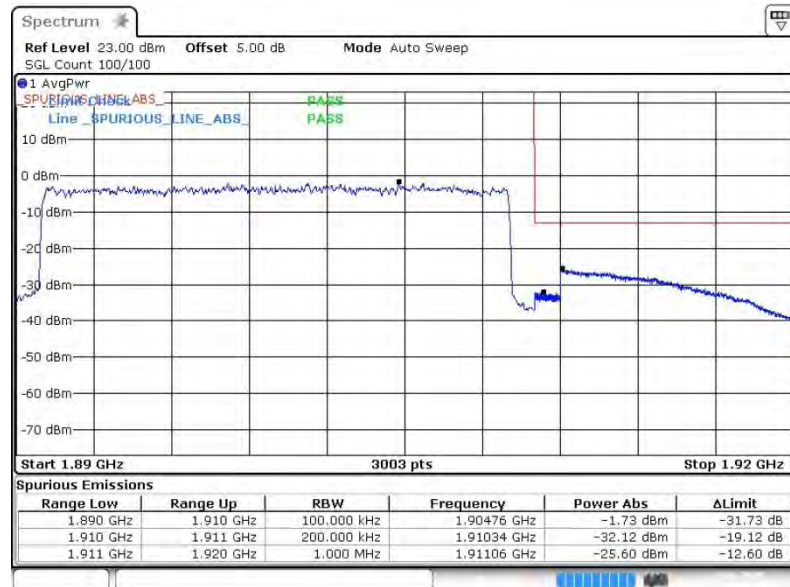


Higher Band Edge Plot for 16QAM-RB Size 1, RB Offset 99



Date: 22.JAN.2015 13:54:28

Higher Band Edge Plot for 16QAM-RB Size 100, RB Offset 0



Date: 22.JAN.2015 13:53:30



| | | | |
|---------------|------------|---------------------|---------------|
| Band : | LTE Band 4 | Band Width : | 1.4MHz / QPSK |
|---------------|------------|---------------------|---------------|

Lower Band Edge Plot for QPSK-RB Size 1, RB Offset 0



Date: 22.JAN.2015 15:15:12

Lower Band Edge Plot for QPSK-RB Size 6, RB Offset 0



Date: 22.JAN.2015 15:16:44



Higher Band Edge Plot for QPSK-RB Size 1, RB Offset 5



Date: 22.JAN.2015 15:23:09

Higher Band Edge Plot for QPSK-RB Size 6, RB Offset 0

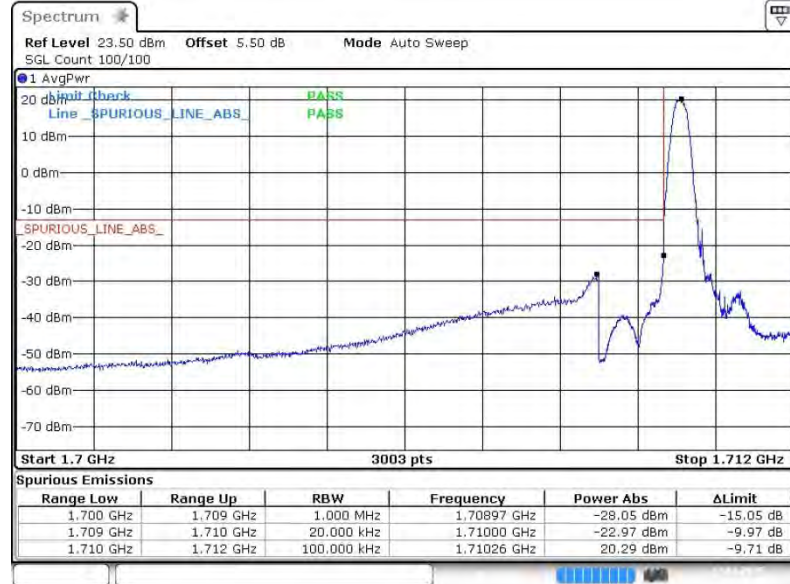


Date: 22.JAN.2015 15:21:36



| | | | |
|--------|------------|--------------|----------------|
| Band : | LTE Band 4 | Band Width : | 1.4MHz / 16QAM |
|--------|------------|--------------|----------------|

Lower Band Edge Plot for 16QAM -RB Size 1, RB Offset 0



Date: 22.JAN.2015 15:13:54

Lower Band Edge Plot for 16QAM-RB Size 6, RB Offset 0



Date: 22.JAN.2015 15:18:09

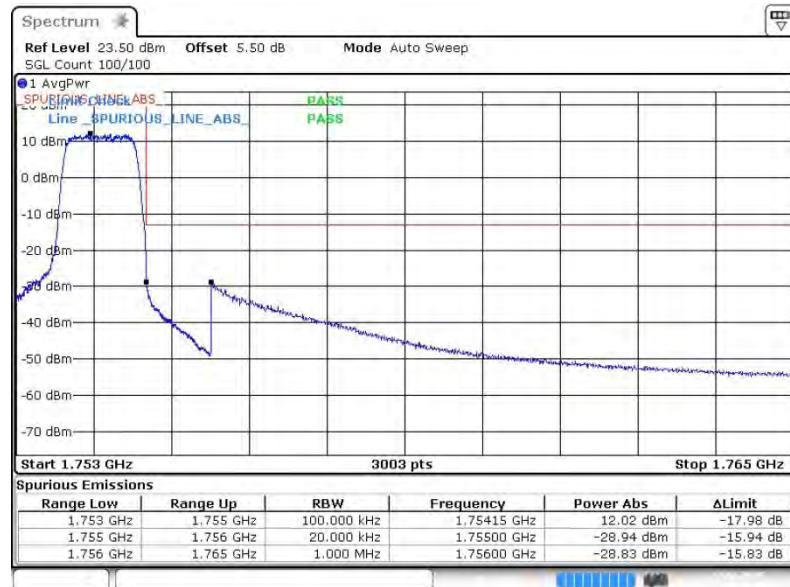


Higher Band Edge Plot for 16QAM-RB Size 1, RB Offset 5



Date: 22.JAN.2015 15:24:19

Higher Band Edge Plot for 16QAM-RB Size 6, RB Offset 0

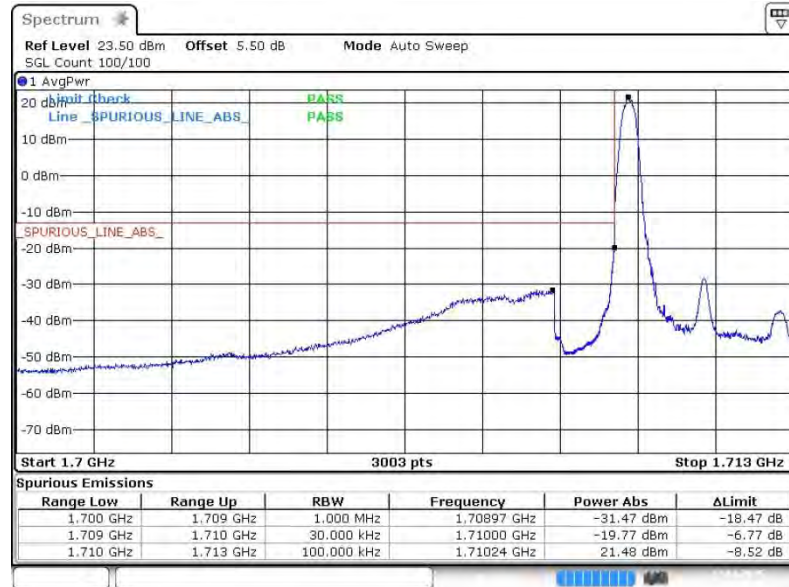


Date: 22.JAN.2015 15:19:58



| | | | |
|--------|------------|--------------|-------------|
| Band : | LTE Band 4 | Band Width : | 3MHz / QPSK |
|--------|------------|--------------|-------------|

Lower Band Edge Plot for QPSK-RB Size 1, RB Offset 0



Date: 22.JAN.2015 15:26:32

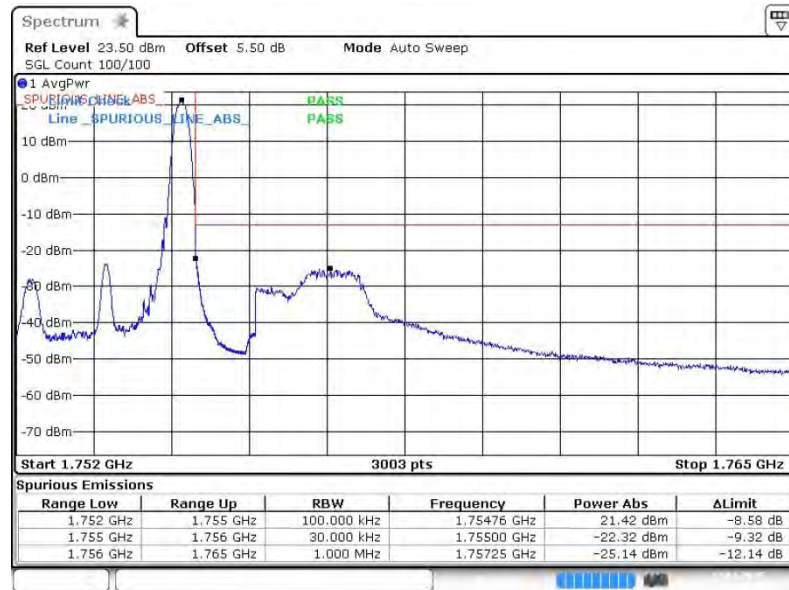
Lower Band Edge Plot for QPSK-RB Size 15, RB Offset 0



Date: 22.JAN.2015 15:27:16

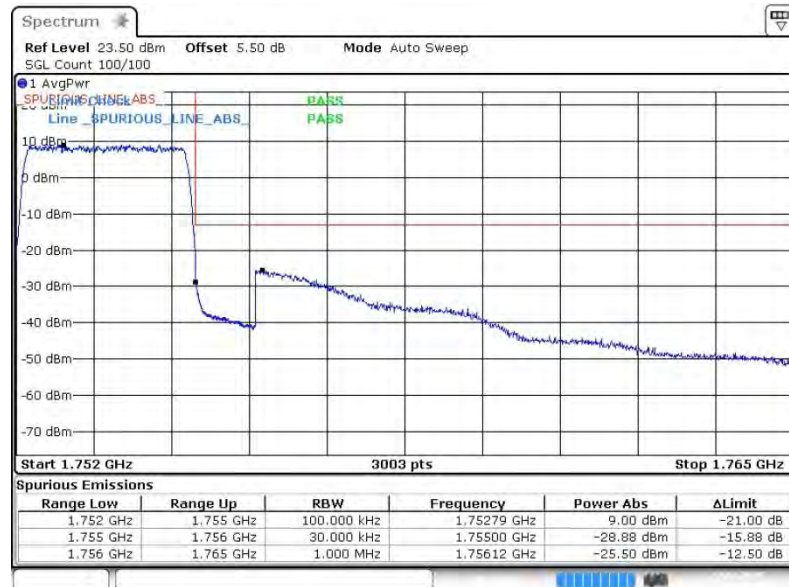


Higher Band Edge Plot for QPSK-RB Size 1, RB Offset 14



Date: 22.JAN.2015 15:30:29

Higher Band Edge Plot for QPSK-RB Size 15, RB Offset 0

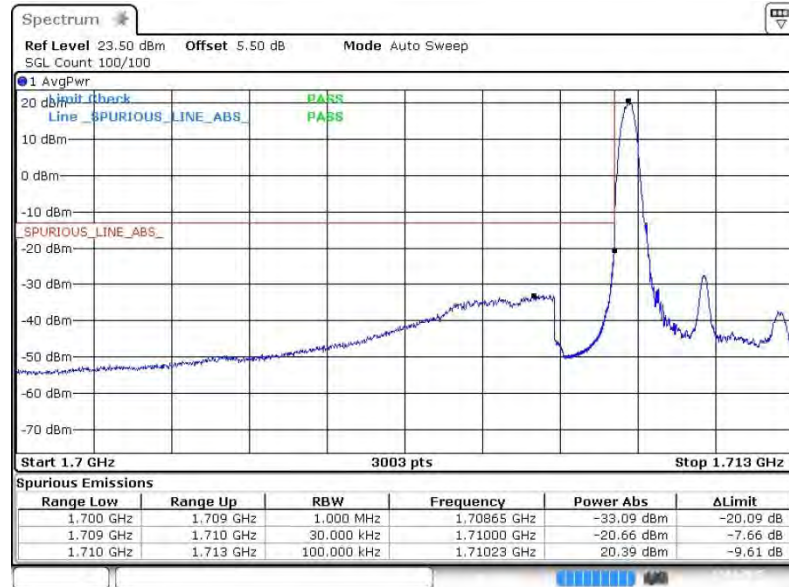


Date: 22.JAN.2015 15:29:46



| | | | |
|--------|------------|--------------|--------------|
| Band : | LTE Band 4 | Band Width : | 3MHz / 16QAM |
|--------|------------|--------------|--------------|

Lower Band Edge Plot for 16QAM-RB Size 1, RB Offset 0



Date: 22.JAN.2015 15:25:50

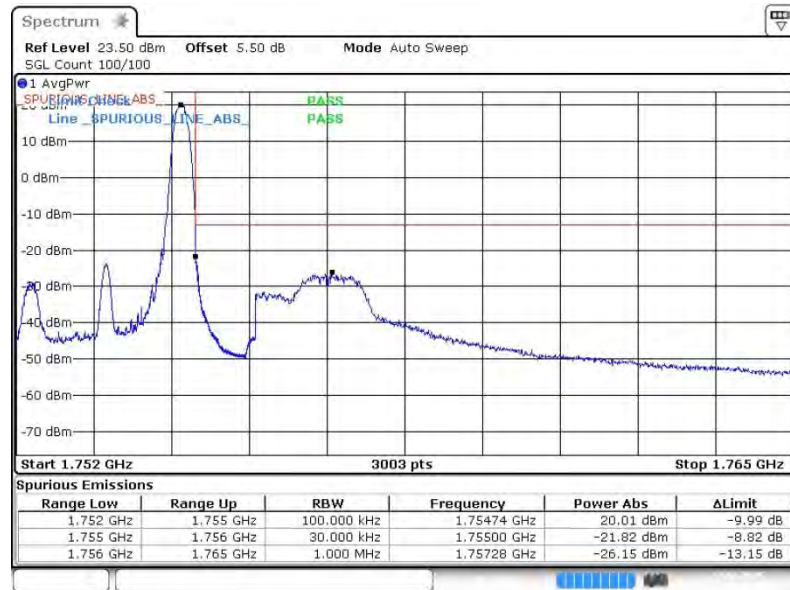
Lower Band Edge Plot for 16QAM-RB Size 15, RB Offset 0



Date: 22.JAN.2015 15:28:14

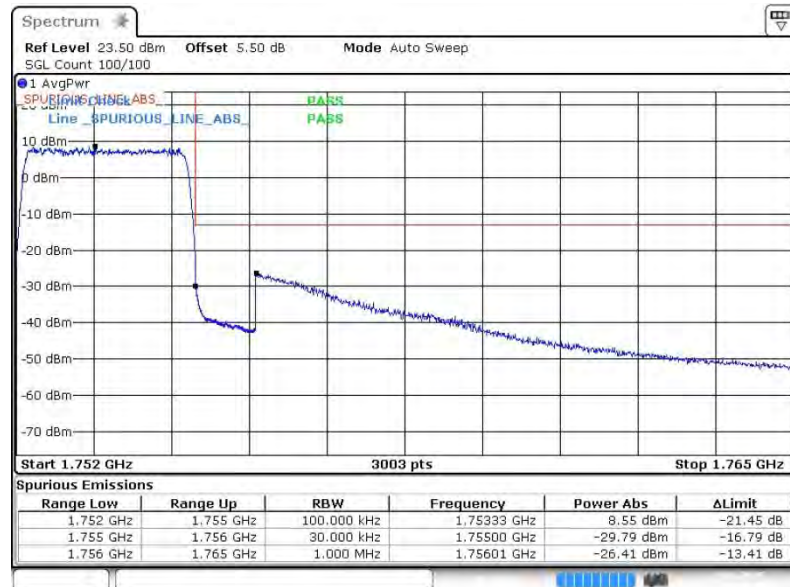


Higher Band Edge Plot for 16QAM-RB Size 1, RB Offset 14



Date: 22.JAN.2015 15:31:10

Higher Band Edge Plot for 16QAM-RB Size 15, RB Offset 0

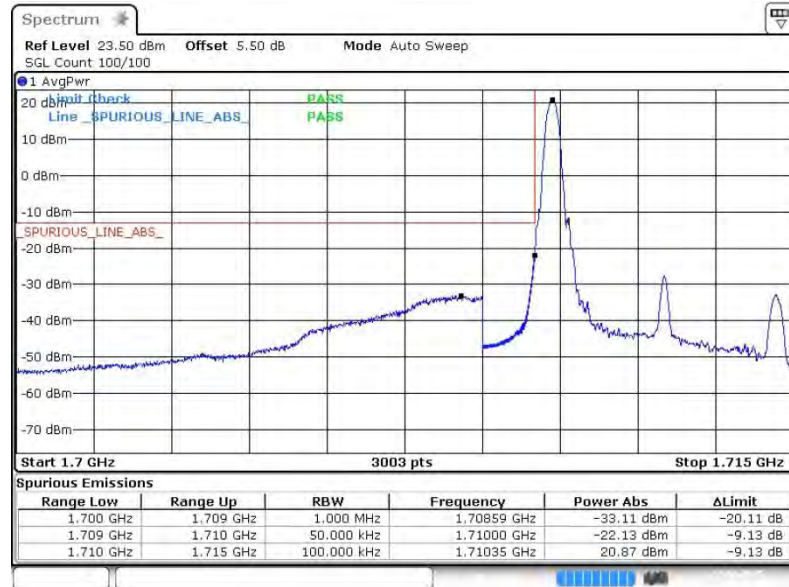


Date: 22.JAN.2015 15:29:08



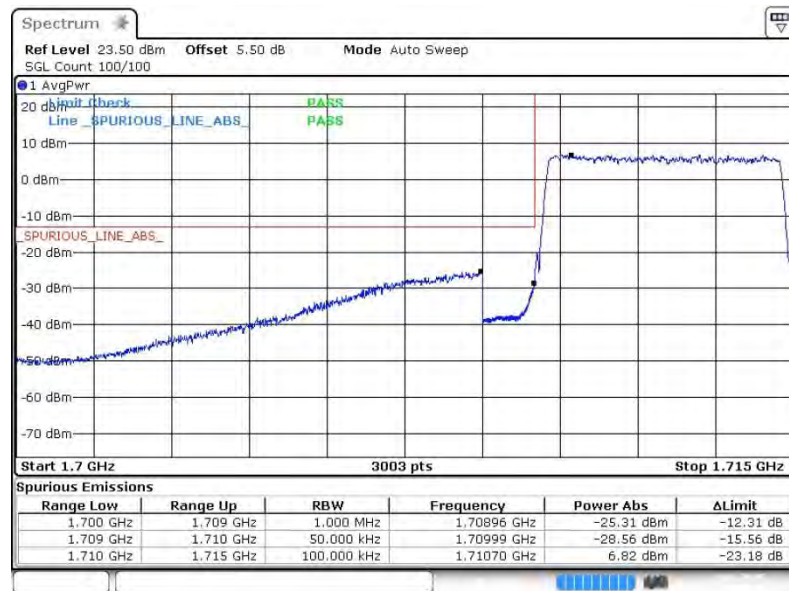
| | | | |
|--------|------------|--------------|-------------|
| Band : | LTE Band 4 | Band Width : | 5MHz / QPSK |
|--------|------------|--------------|-------------|

Lower Band Edge Plot for QPSK-RB Size 1, RB Offset 0



Date: 22.JAN.2015 15:34:20

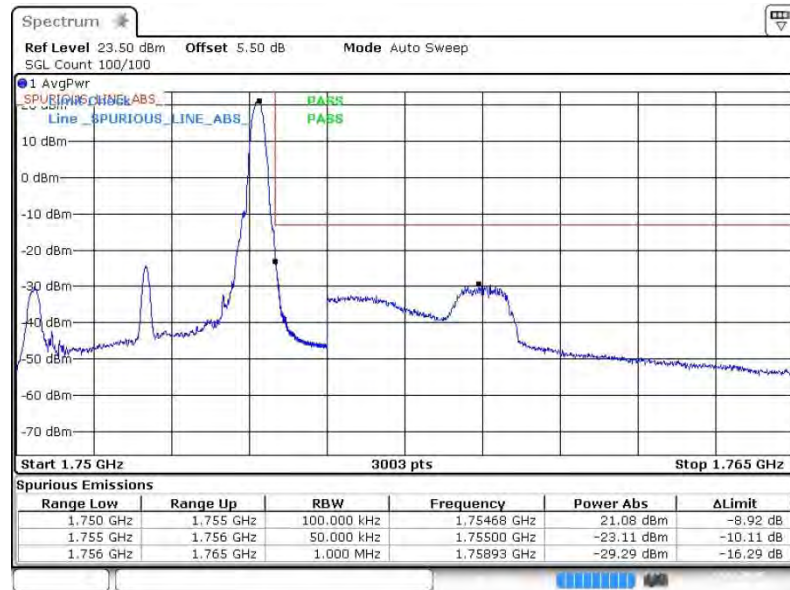
Lower Band Edge Plot for QPSK-RB Size 25, RB Offset 0



Date: 22.JAN.2015 15:34:52

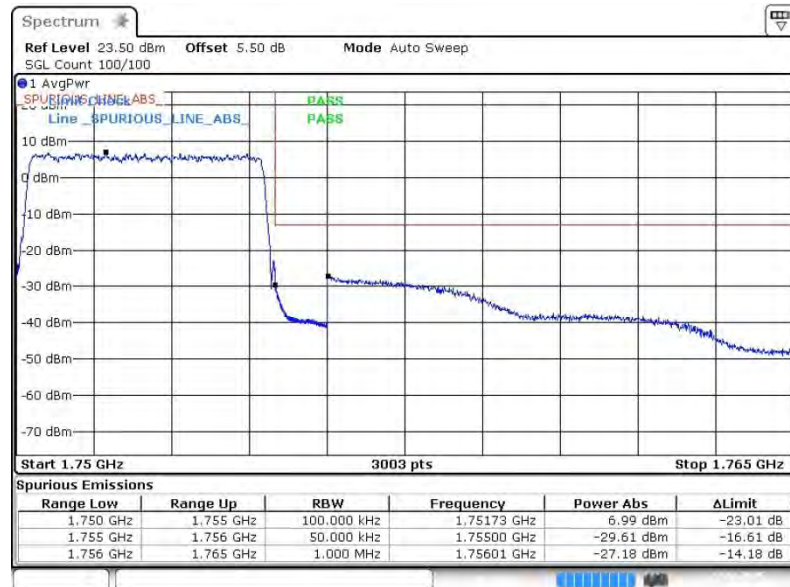


Higher Band Edge Plot for QPSK-RB Size 1, RB Offset 24



Date: 22.JAN.2015 15:37:05

Higher Band Edge Plot for QPSK-RB Size 25, RB Offset 0

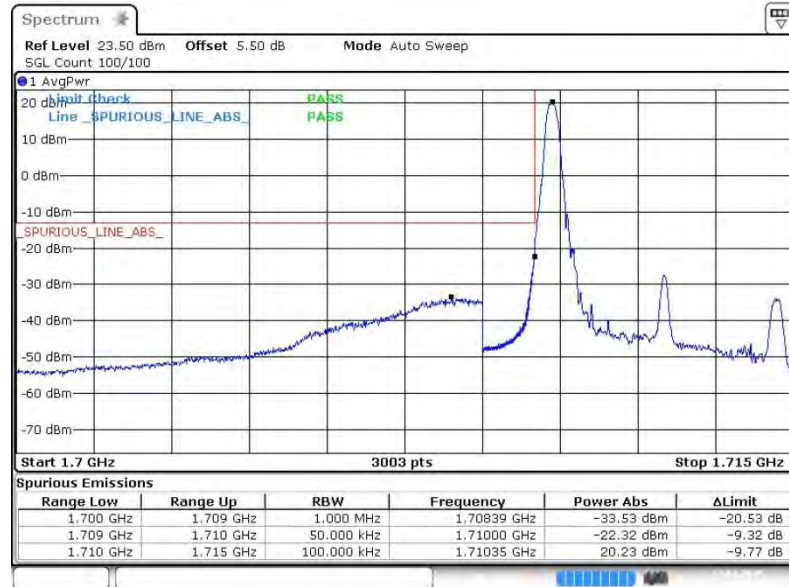


Date: 22.JAN.2015 15:36:43



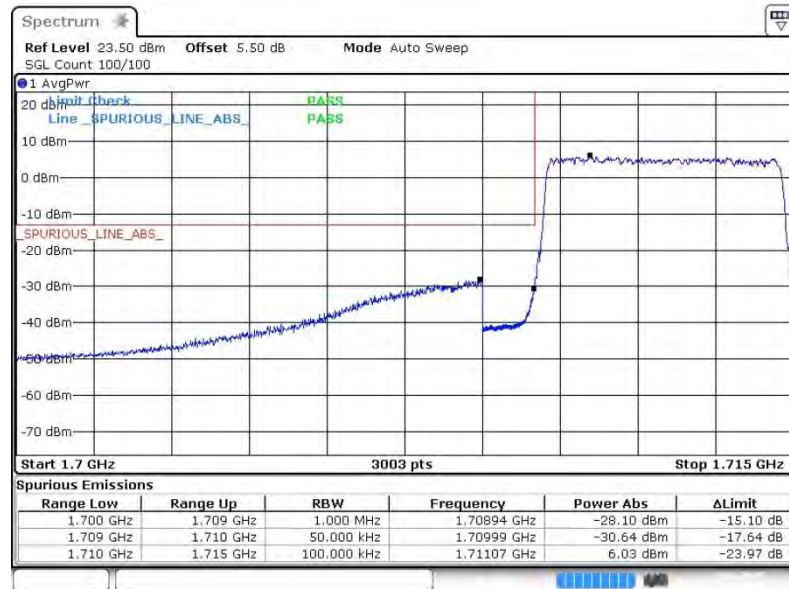
| | | | |
|--------|------------|--------------|--------------|
| Band : | LTE Band 4 | Band Width : | 5MHz / 16QAM |
|--------|------------|--------------|--------------|

Lower Band Edge Plot for 16QAM-RB Size 1, RB Offset 0



Date: 22.JAN.2015 15:33:53

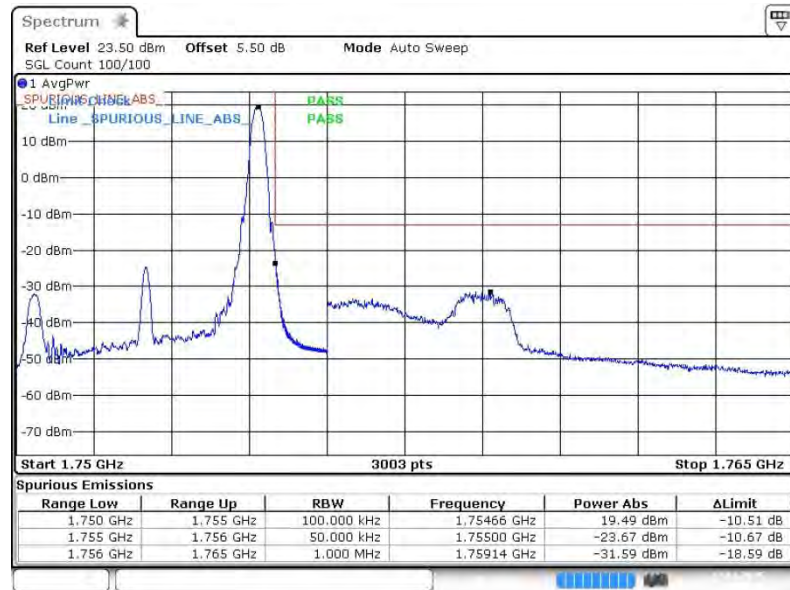
Lower Band Edge Plot for 16QAM-RB Size 25, RB Offset 0



Date: 22.JAN.2015 15:35:22



Higher Band Edge Plot for 16QAM-RB Size 1, RB Offset 24



Date: 22.JAN.2015 15:37:32

Higher Band Edge Plot for 16QAM-RB Size 25, RB Offset 0

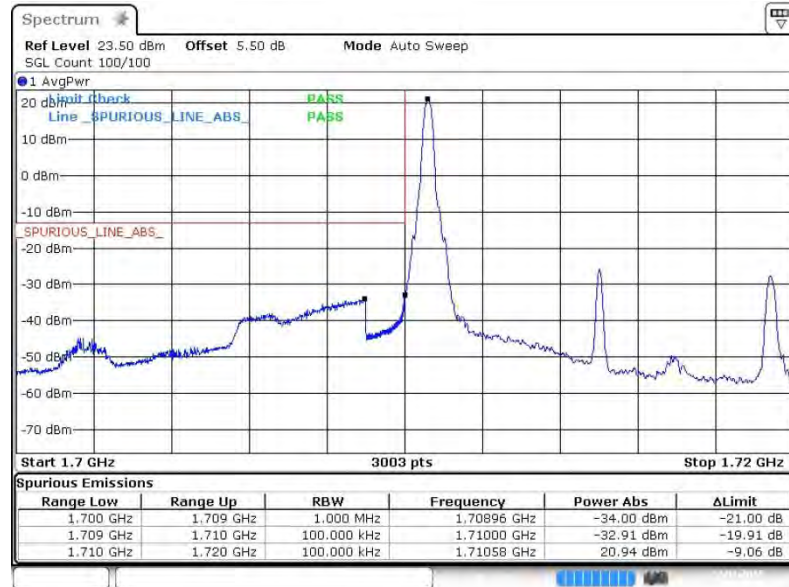


Date: 22.JAN.2015 15:36:20



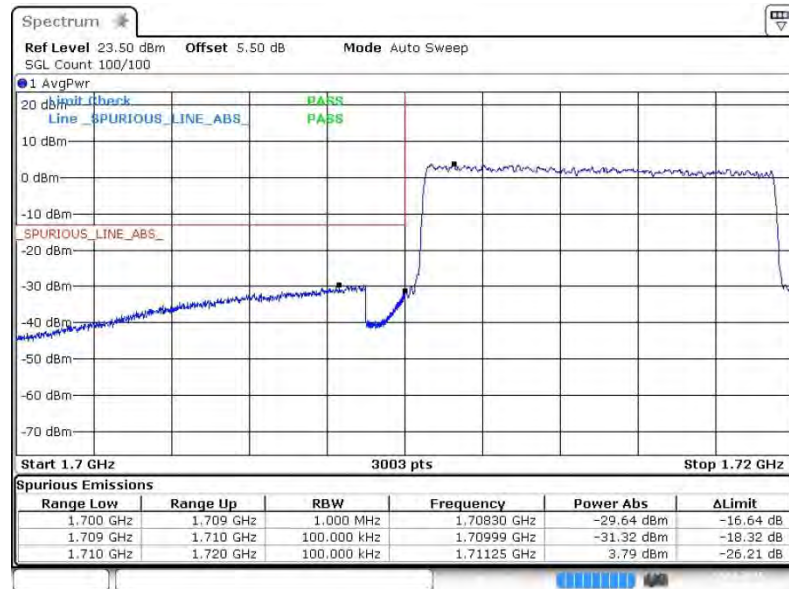
| | | | |
|--------|------------|--------------|--------------|
| Band : | LTE Band 4 | Band Width : | 10MHz / QPSK |
|--------|------------|--------------|--------------|

Lower Band Edge Plot for QPSK-RB Size 1, RB Offset 0



Date: 22.JAN.2015 15:38:44

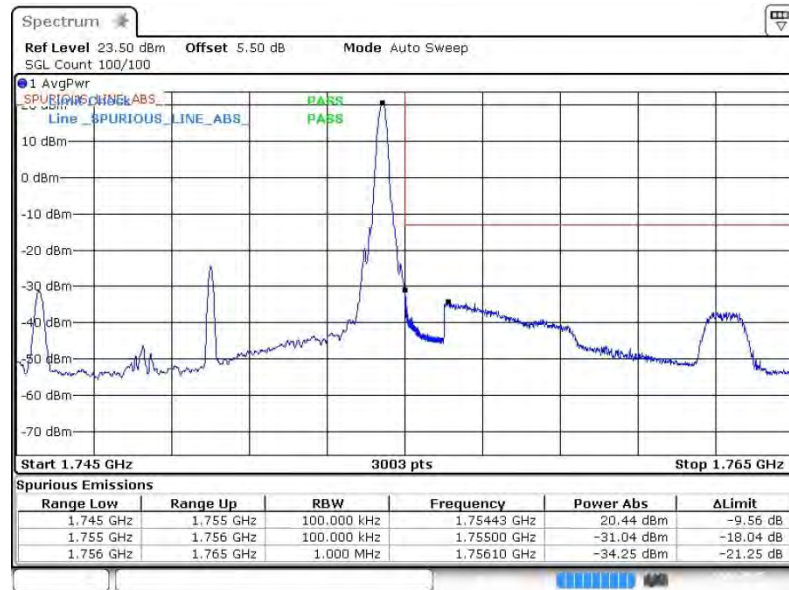
Lower Band Edge Plot for QPSK-RB Size 50, RB Offset 0



Date: 22.JAN.2015 15:39:20

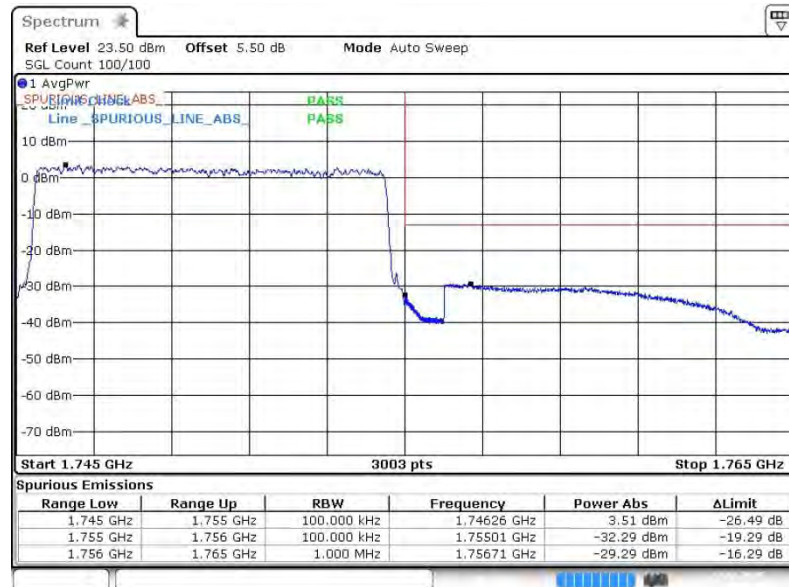


Higher Band Edge Plot for QPSK-RB Size 1, RB Offset 49



Date: 22.JAN.2015 15:41:24

Higher Band Edge Plot for QPSK-RB Size 50, RB Offset 0

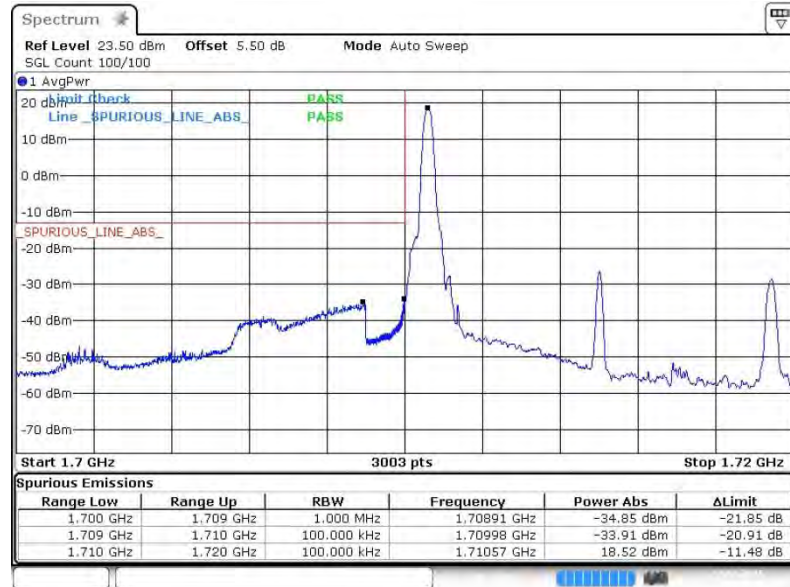


Date: 22.JAN.2015 15:40:36



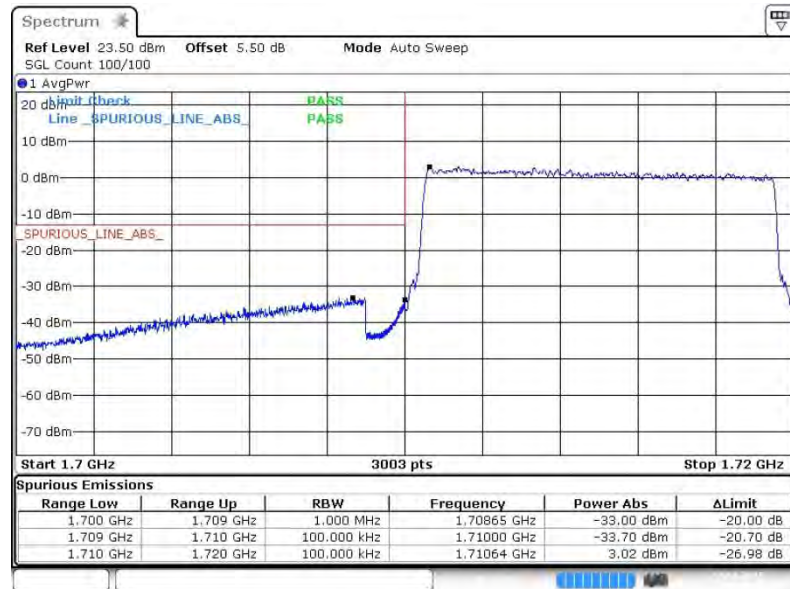
| | | | |
|--------|------------|--------------|---------------|
| Band : | LTE Band 4 | Band Width : | 10MHz / 16QAM |
|--------|------------|--------------|---------------|

Lower Band Edge Plot for 16QAM-RB Size 1, RB Offset 0



Date: 22.JAN.2015 15:38:20

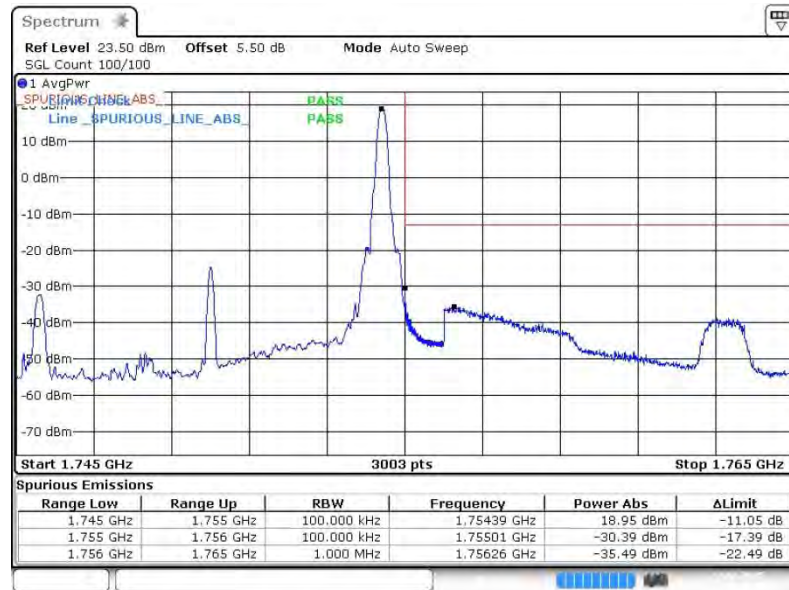
Lower Band Edge Plot for 16QAM-RB Size 50, RB Offset 0



Date: 22.JAN.2015 15:39:42

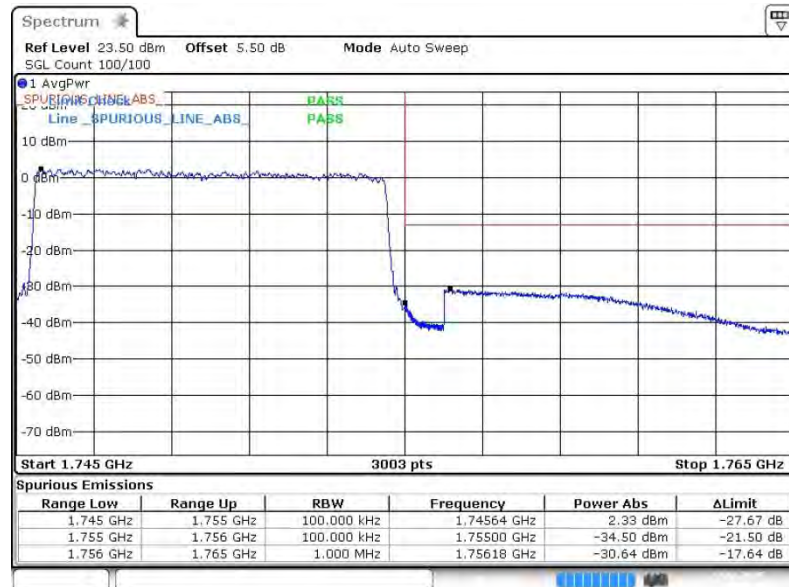


Higher Band Edge Plot for 16QAM-RB Size 1, RB Offset 49



Date: 22.JAN.2015 15:41:46

Higher Band Edge Plot for 16QAM-RB Size 50, RB Offset 0

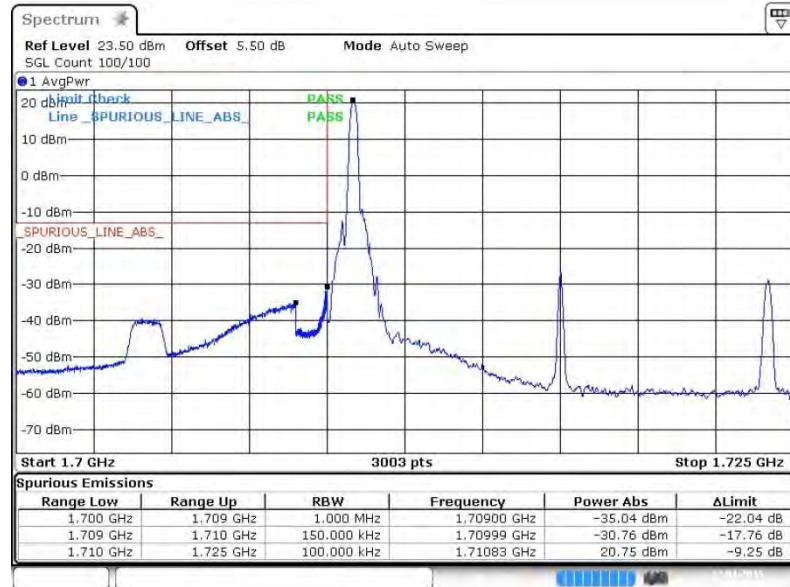


Date: 22.JAN.2015 15:40:17



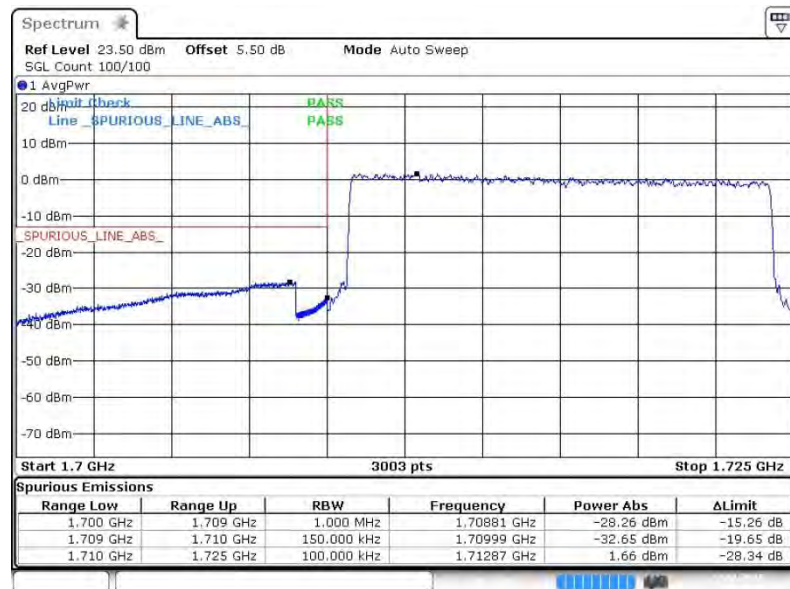
| | | | |
|--------|------------|--------------|--------------|
| Band : | LTE Band 4 | Band Width : | 15MHz / QPSK |
|--------|------------|--------------|--------------|

Lower Band Edge Plot for QPSK-RB Size 1, RB Offset 0



Date: 22.JAN.2015 15:42:53

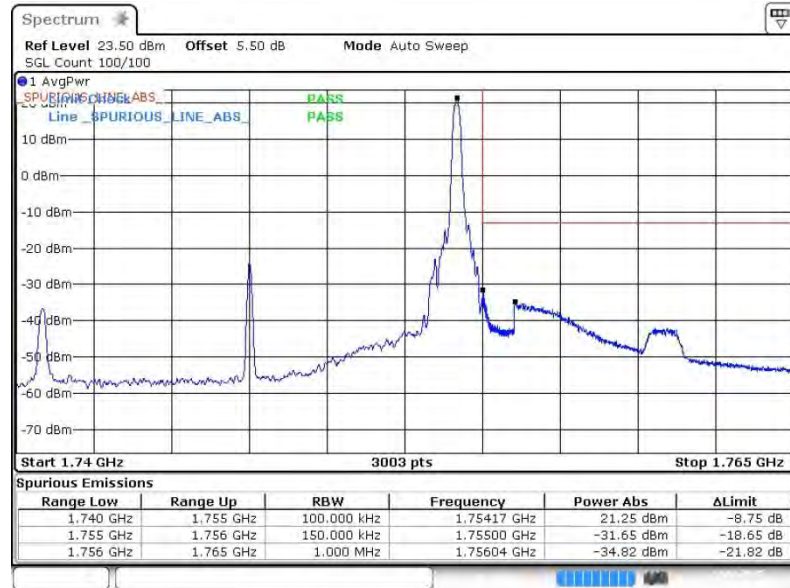
Lower Band Edge Plot for QPSK-RB Size 75, RB Offset 0



Date: 22.JAN.2015 15:43:15

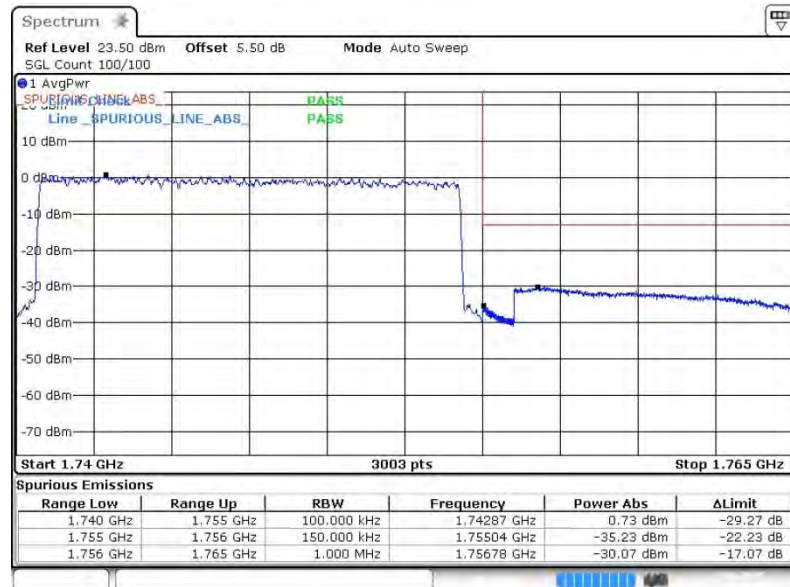


Higher Band Edge Plot for QPSK-RB Size 1, RB Offset 74



Date: 22.JAN.2015 15:44:35

Higher Band Edge Plot for QPSK-RB Size 75, RB Offset 0

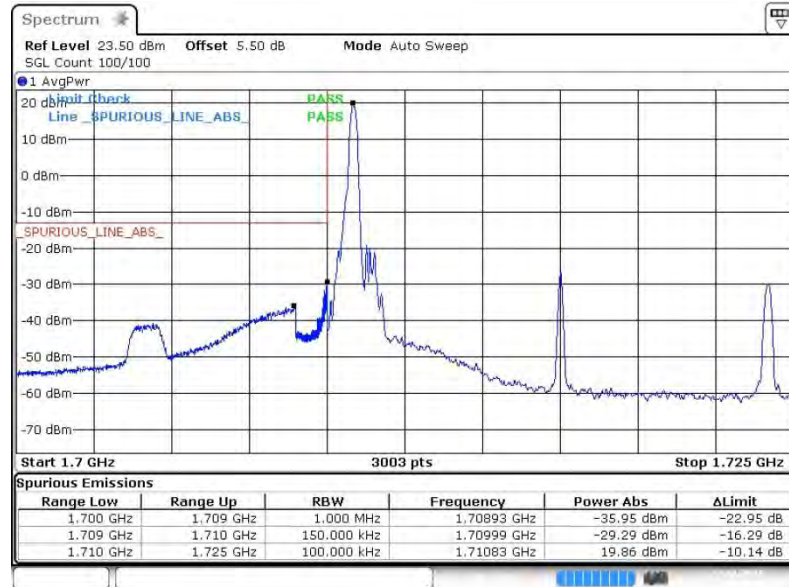


Date: 22.JAN.2015 15:44:15



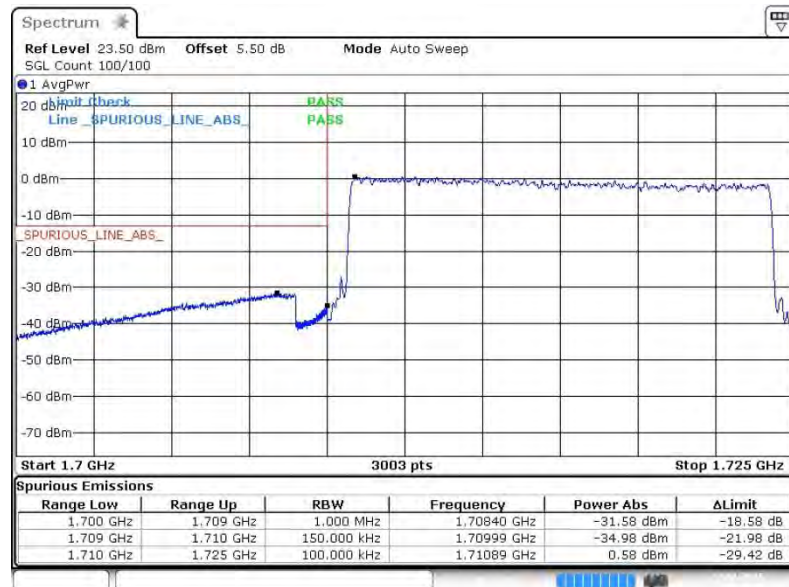
| | | | |
|---------------|------------|---------------------|---------------|
| Band : | LTE Band 4 | Band Width : | 15MHz / 16QAM |
|---------------|------------|---------------------|---------------|

Lower Band Edge Plot for 16QAM-RB Size 1, RB Offset 0



Date: 22.JAN.2015 15:42:35

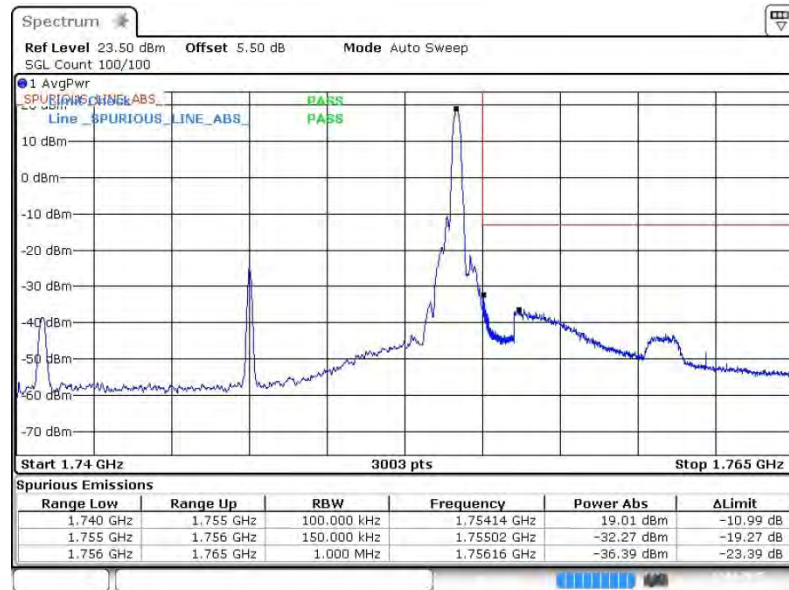
Lower Band Edge Plot for 16QAM-RB Size 75, RB Offset 0



Date: 22.JAN.2015 15:43:33

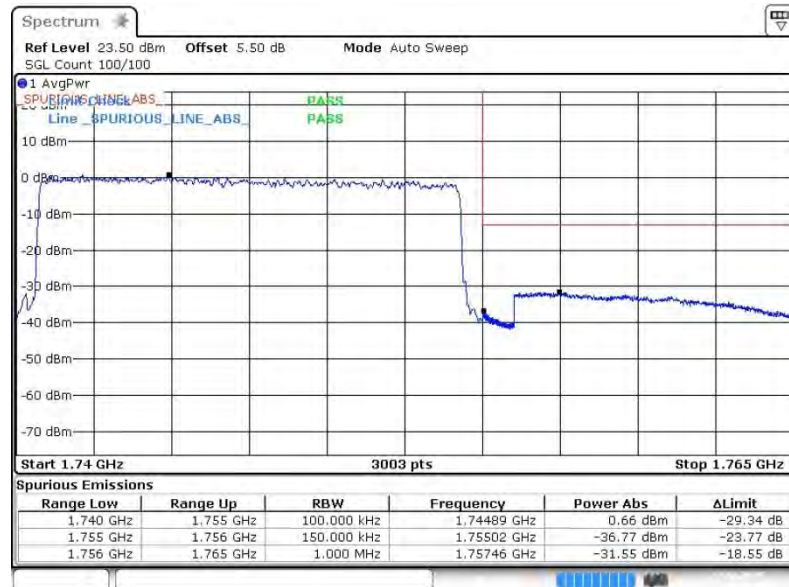


Higher Band Edge Plot for 16QAM-RB Size 1, RB Offset 74



Date: 22.JAN.2015 15:44:57

Higher Band Edge Plot for 16QAM-RB Size 75, RB Offset 0

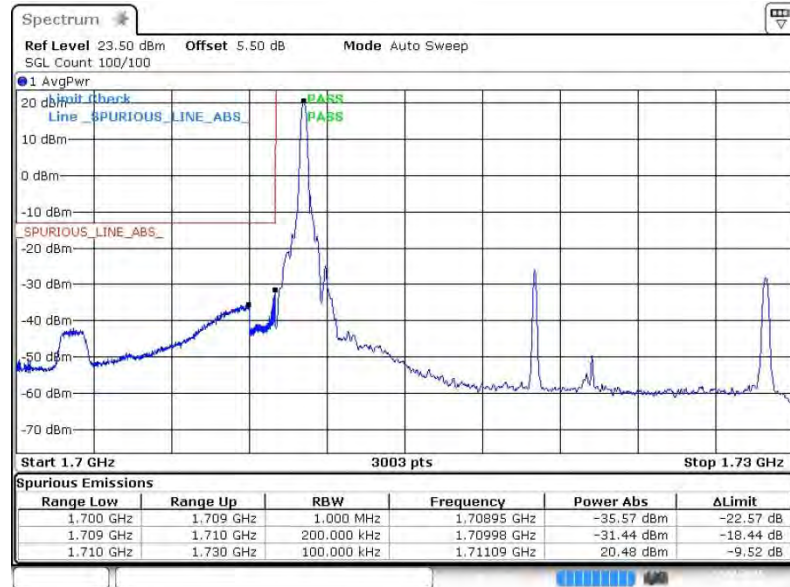


Date: 22.JAN.2015 15:43:57



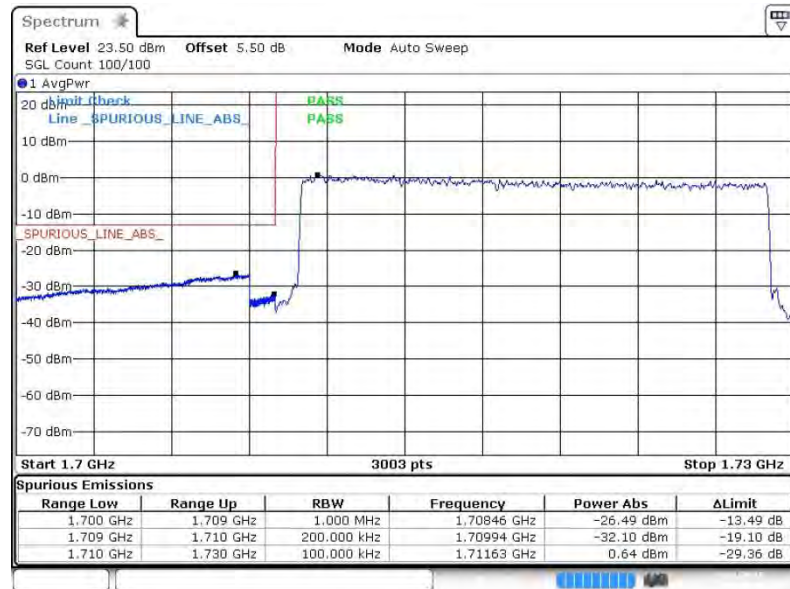
| | | | |
|--------|------------|--------------|--------------|
| Band : | LTE Band 4 | Band Width : | 20MHz / QPSK |
|--------|------------|--------------|--------------|

Lower Band Edge Plot for QPSK-RB Size 1, RB Offset 0



Date: 22.JAN.2015 15:46:00

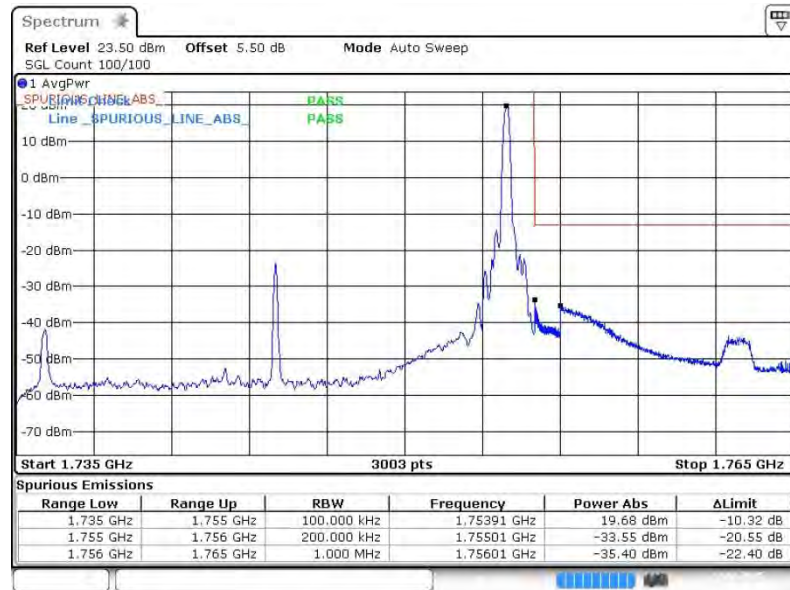
Lower Band Edge Plot for QPSK-RB Size 100, RB Offset 0



Date: 22.JAN.2015 15:46:21

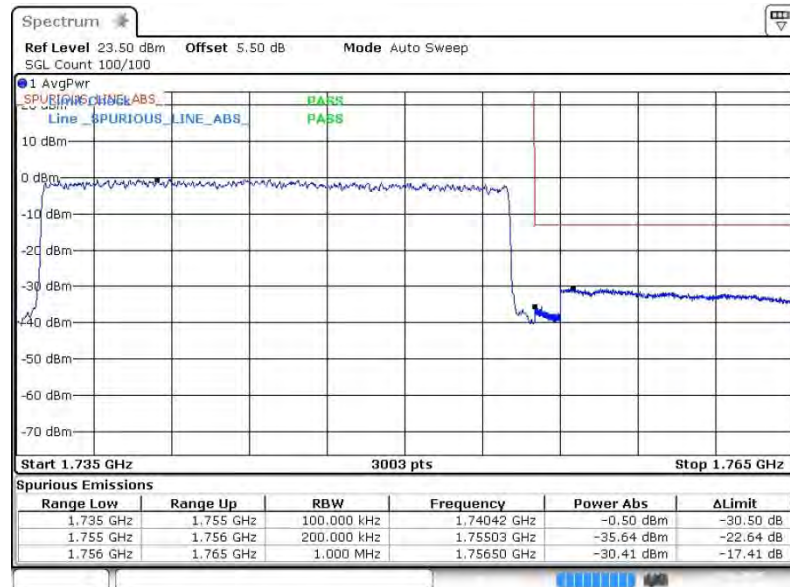


Higher Band Edge Plot for QPSK-RB Size 1, RB Offset 99



Date: 22.JAN.2015 15:47:52

Higher Band Edge Plot for QPSK-RB Size 100, RB Offset 0

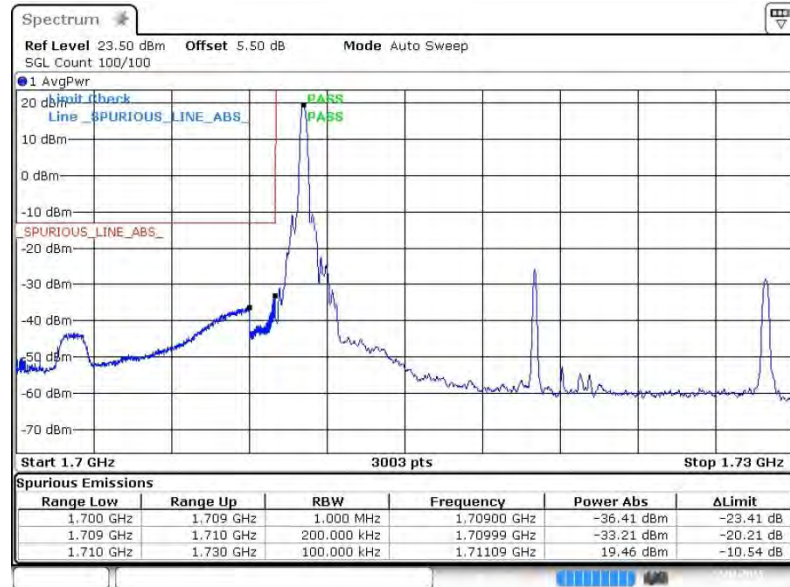


Date: 22.JAN.2015 15:47:28



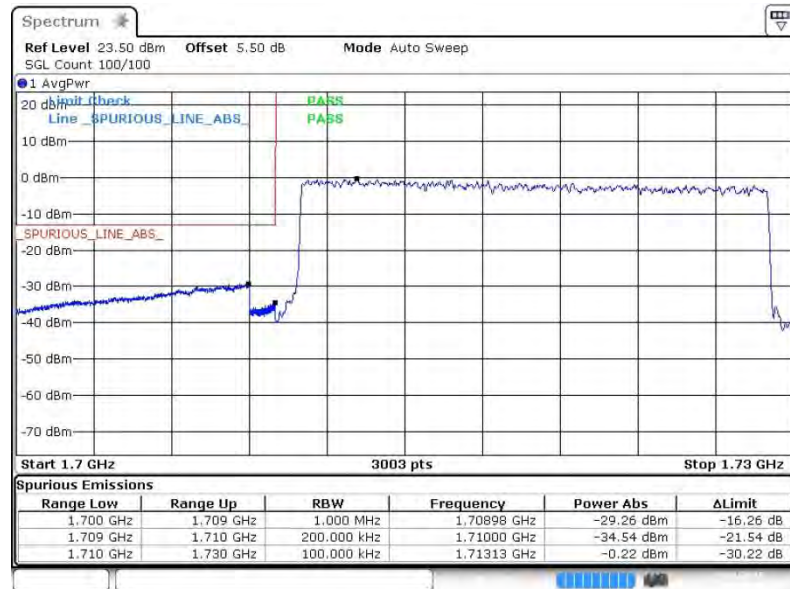
| | | | |
|--------|------------|--------------|---------------|
| Band : | LTE Band 4 | Band Width : | 20MHz / 16QAM |
|--------|------------|--------------|---------------|

Lower Band Edge Plot for 16QAM-RB Size 1, RB Offset 0



Date: 22.JAN.2015 15:45:43

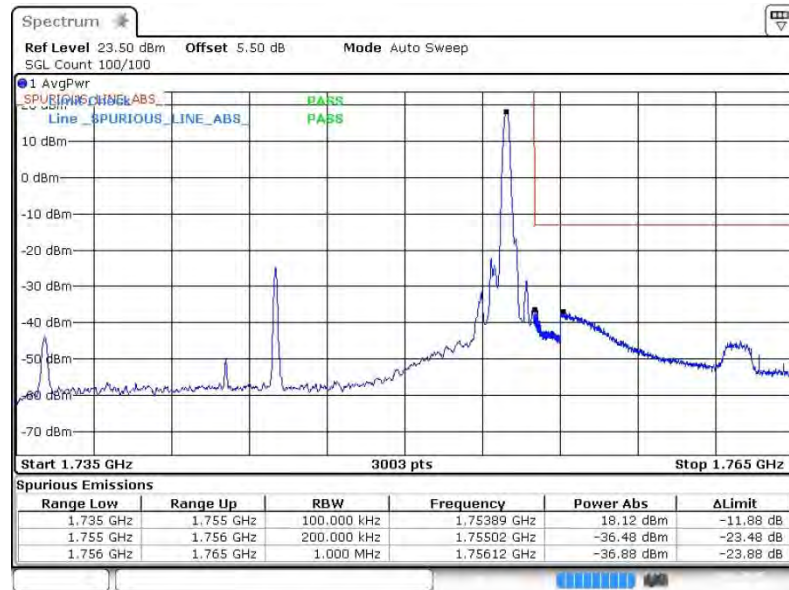
Lower Band Edge Plot for 16QAM-RB Size 100, RB Offset 0



Date: 22.JAN.2015 15:46:43

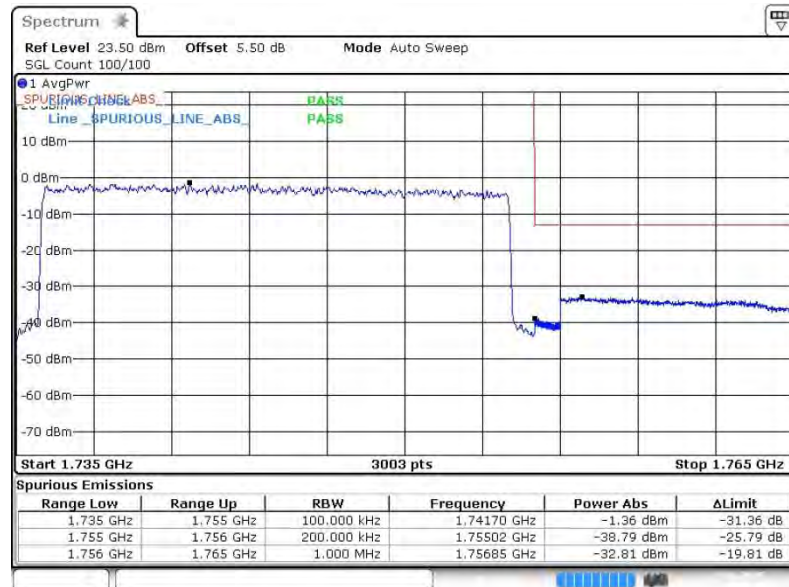


Higher Band Edge Plot for 16QAM-RB Size 1, RB Offset 99



Date: 22.JAN.2015 15:48:09

Higher Band Edge Plot for 16QAM-RB Size 100, RB Offset 0

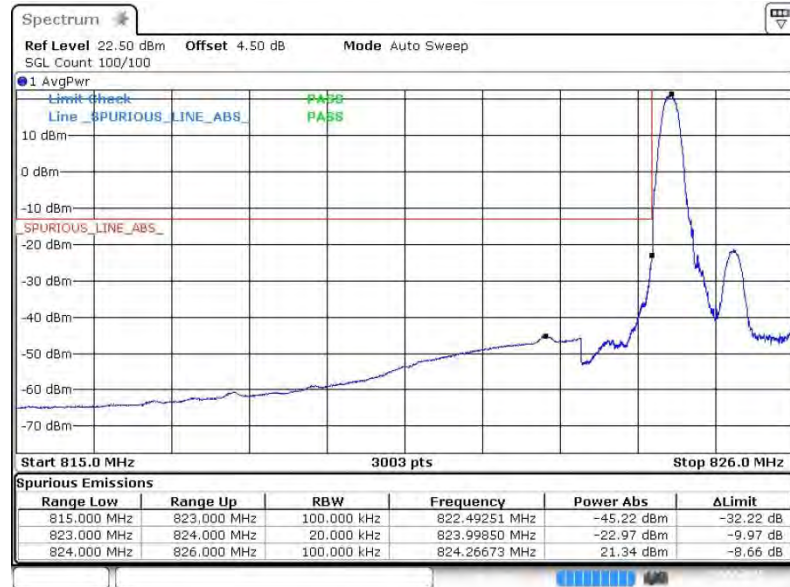


Date: 22.JAN.2015 15:47:10



| | | | |
|---------------|------------|---------------------|---------------|
| Band : | LTE Band 5 | Band Width : | 1.4MHz / QPSK |
|---------------|------------|---------------------|---------------|

Lower Band Edge Plot for QPSK-RB Size 1, RB Offset 0



Date: 2 APR 2015 18:57:02

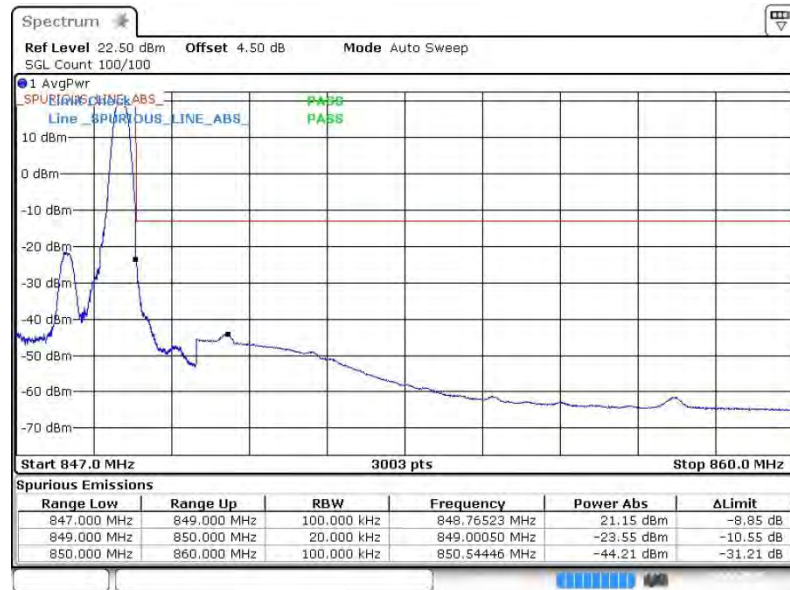
Lower Band Edge Plot for QPSK-RB Size 6, RB Offset 0



Date: 2 APR 2015 18:59:22

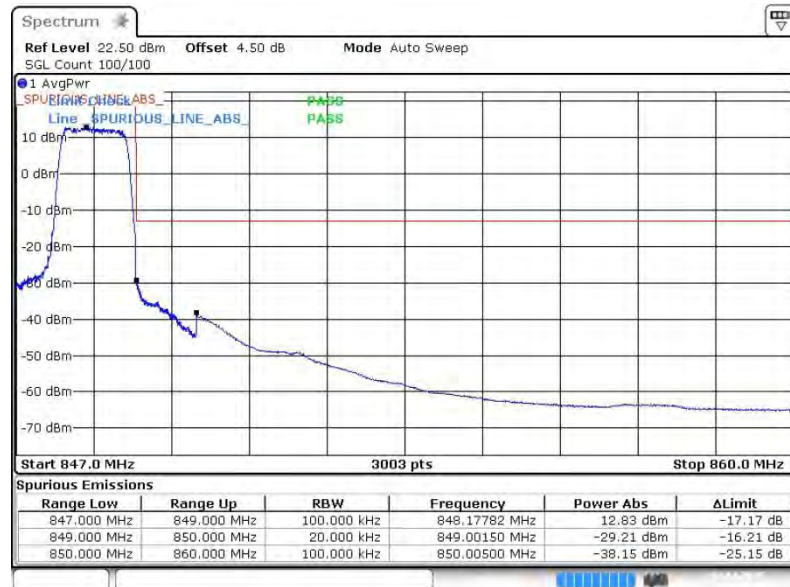


Higher Band Edge Plot for QPSK-RB Size 1, RB Offset 5



Date: 2 APR 2015 19:06:51

Higher Band Edge Plot for QPSK-RB Size 6, RB Offset 0

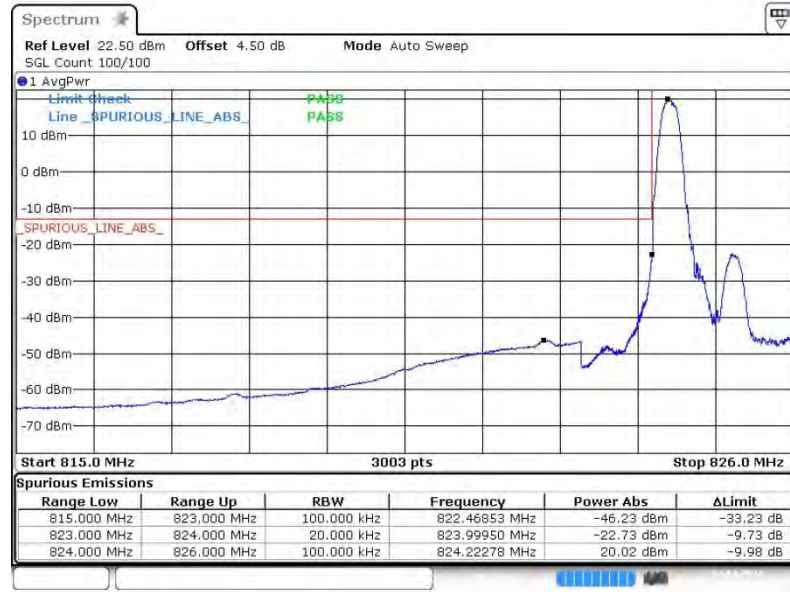


Date: 2 APR 2015 19:04:46



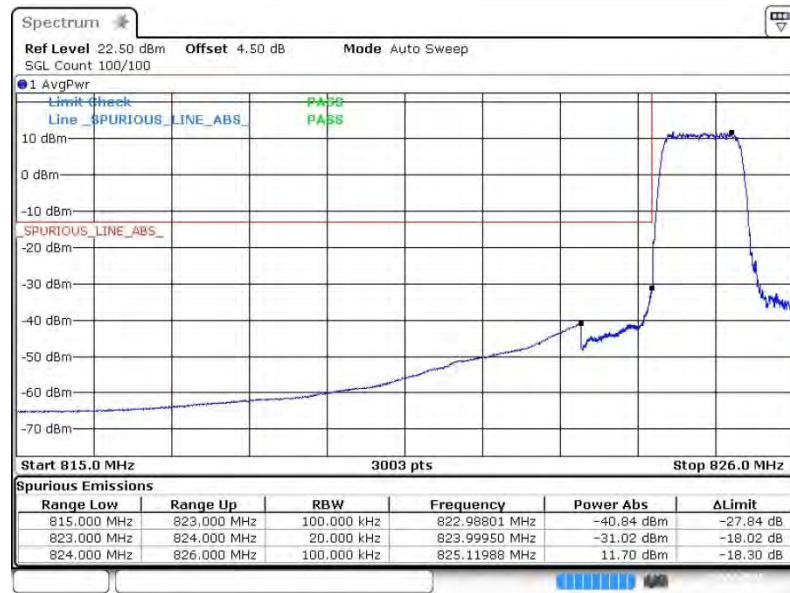
| | | | |
|---------------|------------|---------------------|----------------|
| Band : | LTE Band 5 | Band Width : | 1.4MHz / 16QAM |
|---------------|------------|---------------------|----------------|

Lower Band Edge Plot for 16QAM -RB Size 1, RB Offset 0



Date: 2 APR 2015 18:55:07

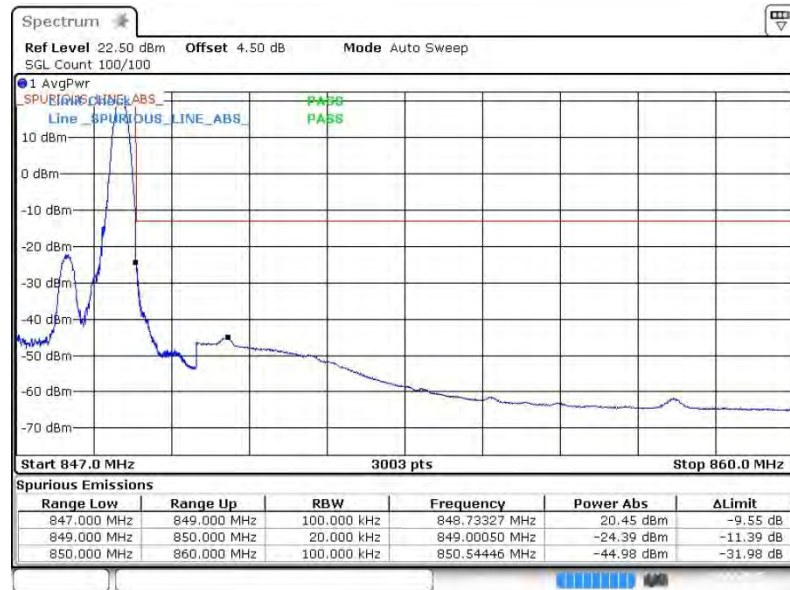
Lower Band Edge Plot for 16QAM -RB Size 6, RB Offset 0



Date: 2 APR 2015 19:00:57

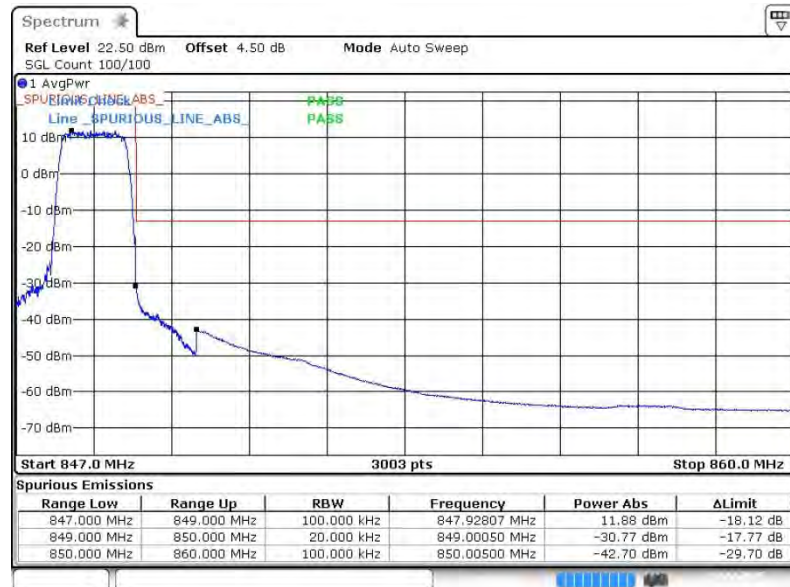


Higher Band Edge Plot for 16QAM -RB Size 1, RB Offset 5



Date: 2 APR 2015 19:08:44

Higher Band Edge Plot for 16QAM -RB Size 6, RB Offset 0

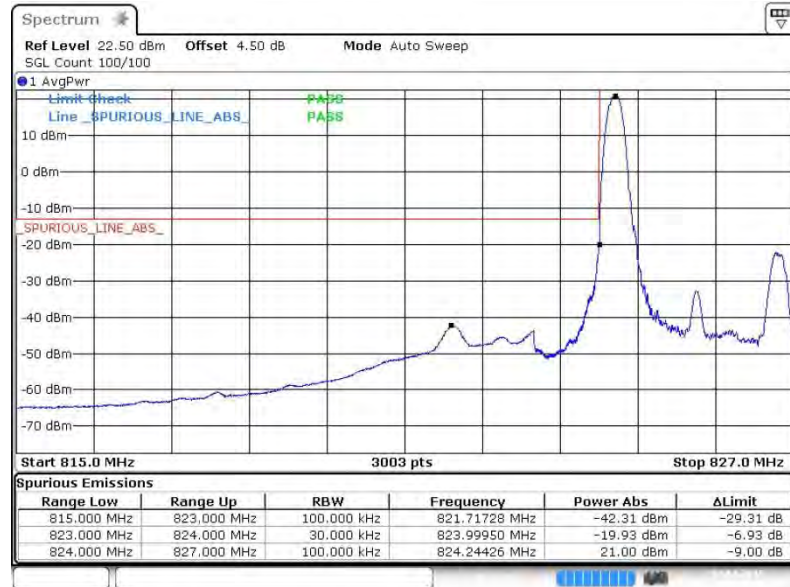


Date: 2 APR 2015 19:02:39



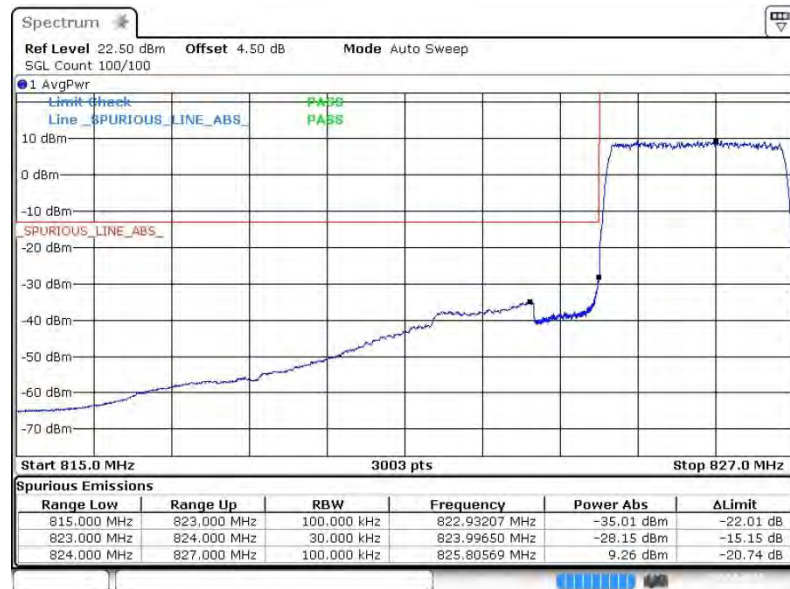
| | | | |
|---------------|------------|---------------------|-------------|
| Band : | LTE Band 5 | Band Width : | 3MHz / QPSK |
|---------------|------------|---------------------|-------------|

Lower Band Edge Plot for QPSK-RB Size 1, RB Offset 0



Date: 2 APR 2015 19:11:56

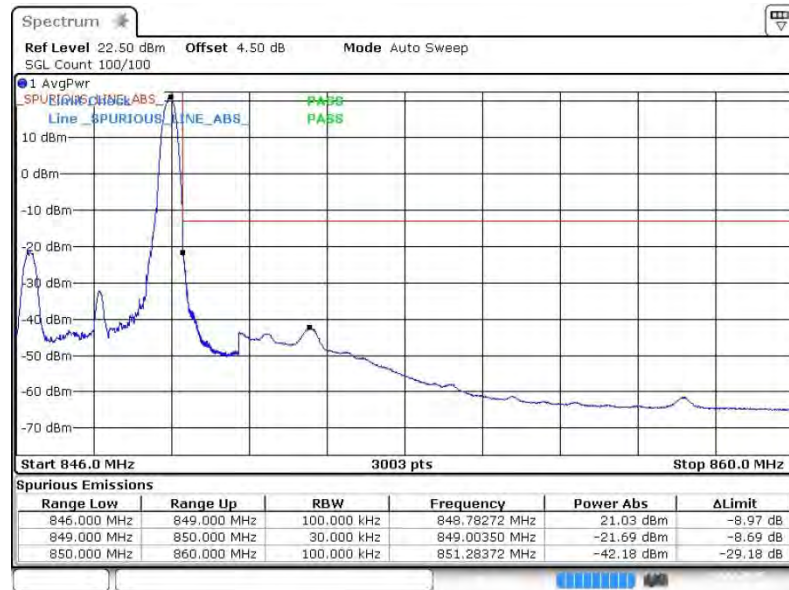
Lower Band Edge Plot for QPSK-RB Size 15, RB Offset 0



Date: 2 APR 2015 19:12:59



Higher Band Edge Plot for QPSK-RB Size 1, RB Offset 14



Date: 2 APR 2015 19:21:18

Higher Band Edge Plot for QPSK-RB Size 15, RB Offset 0

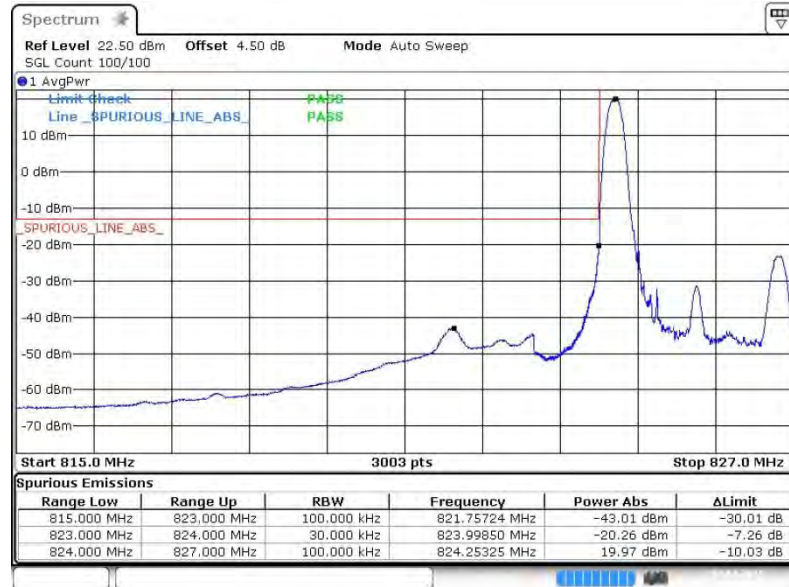


Date: 2 APR 2015 19:19:48



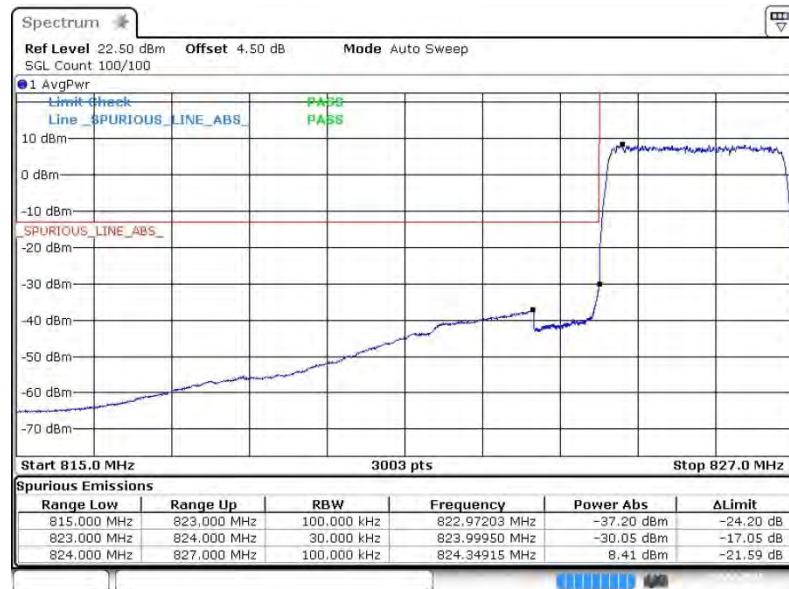
| | | | |
|---------------|------------|---------------------|--------------|
| Band : | LTE Band 5 | Band Width : | 3MHz / 16QAM |
|---------------|------------|---------------------|--------------|

Lower Band Edge Plot for 16QAM -RB Size 1, RB Offset 0



Date: 2 APR 2015 19:10:02

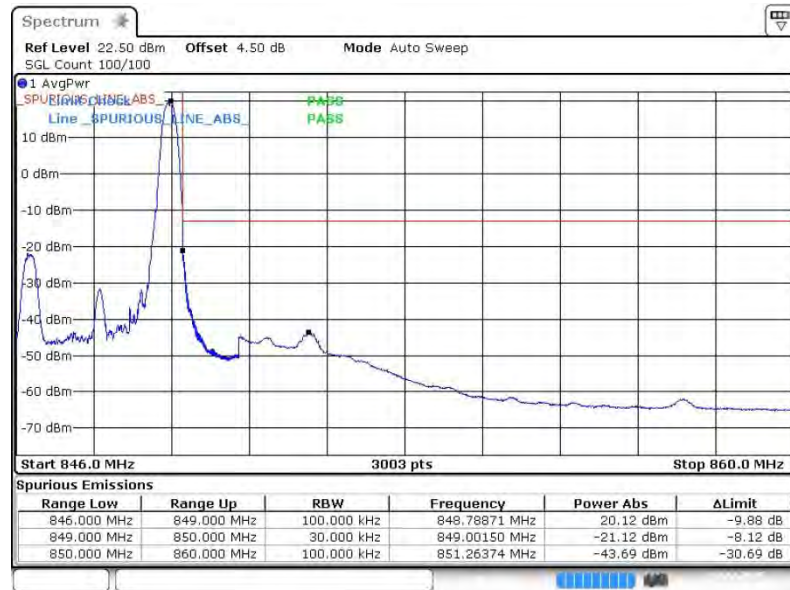
Lower Band Edge Plot for 16QAM -RB Size 15, RB Offset 0



Date: 2 APR 2015 19:14:06

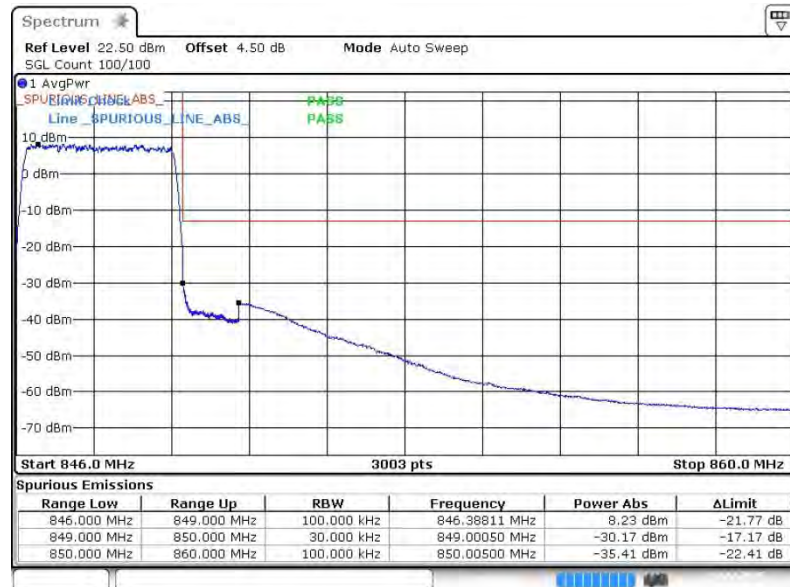


Higher Band Edge Plot for 16QAM -RB Size 1, RB Offset 14



Date: 2 APR 2015 19:22:35

Higher Band Edge Plot for 16QAM -RB Size 15, RB Offset 0

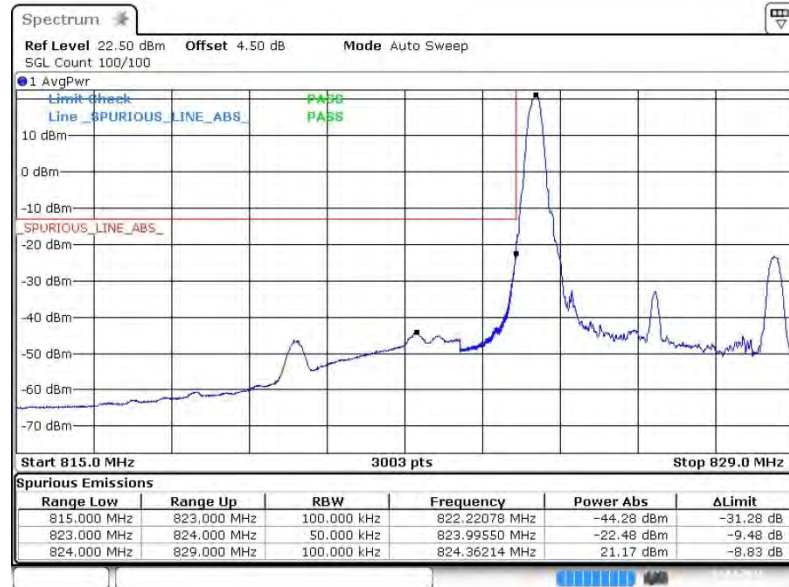


Date: 2 APR 2015 19:15:16



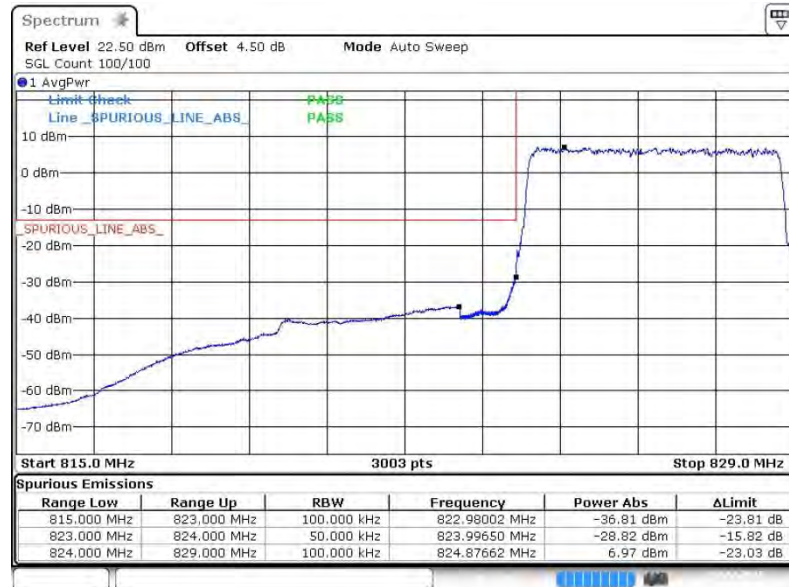
| | | | |
|---------------|------------|---------------------|-------------|
| Band : | LTE Band 5 | Band Width : | 5MHz / QPSK |
|---------------|------------|---------------------|-------------|

Lower Band Edge Plot for QPSK-RB Size 1, RB Offset 0



Date: 2 APR 2015 19:26:11

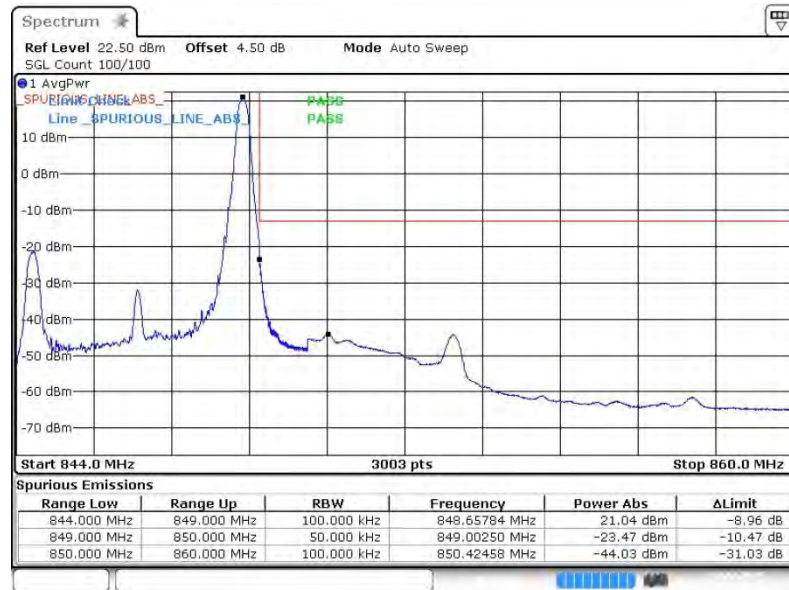
Lower Band Edge Plot for QPSK-RB Size 25, RB Offset 0



Date: 2 APR 2015 19:26:55

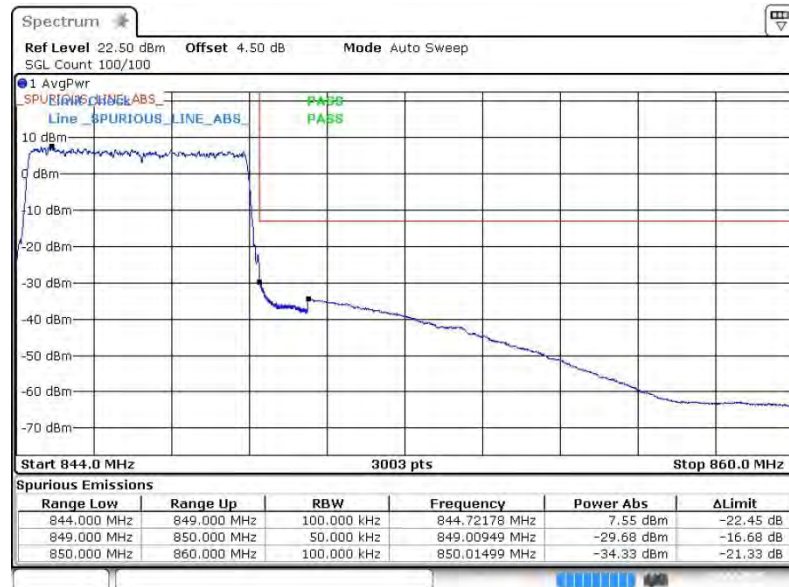


Higher Band Edge Plot for QPSK-RB Size 1, RB Offset 24



Date: 2 APR 2015 19:30:52

Higher Band Edge Plot for QPSK-RB Size 25, RB Offset 0

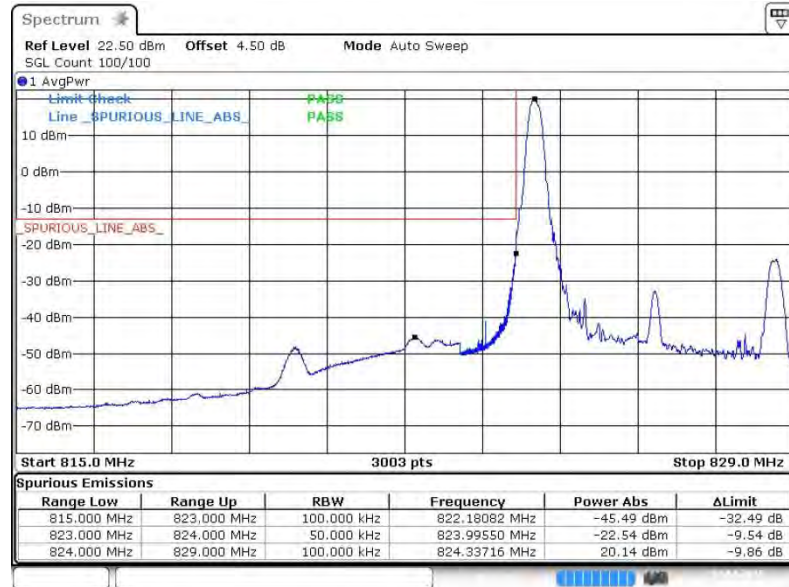


Date: 2 APR 2015 19:29:56



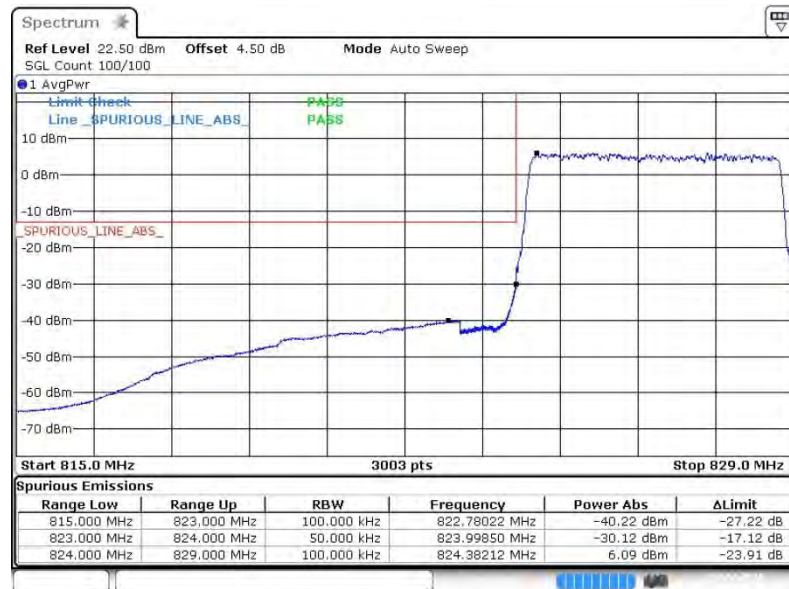
| | | | |
|---------------|------------|---------------------|--------------|
| Band : | LTE Band 5 | Band Width : | 5MHz / 16QAM |
|---------------|------------|---------------------|--------------|

Lower Band Edge Plot for 16QAM -RB Size 1, RB Offset 0



Date: 2 APR 2015 19:25:27

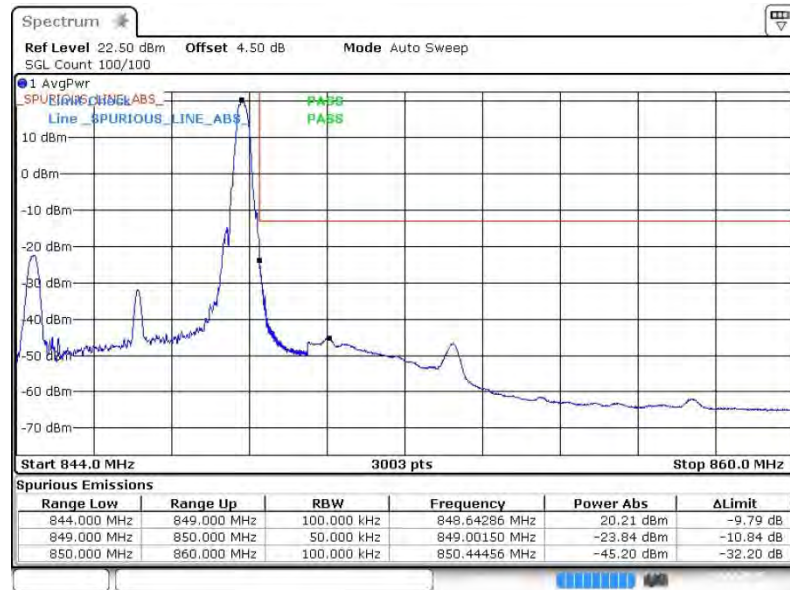
Lower Band Edge Plot for 16QAM -RB Size 25, RB Offset 0



Date: 2 APR 2015 19:27:43

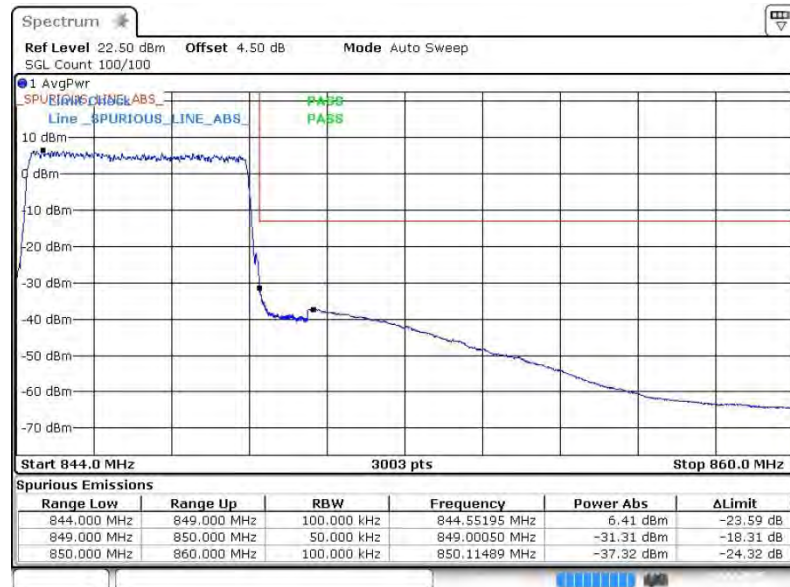


Higher Band Edge Plot for 16QAM -RB Size 1, RB Offset 24



Date: 2 APR 2015 19:31:47

Higher Band Edge Plot for 16QAM -RB Size 25, RB Offset 0

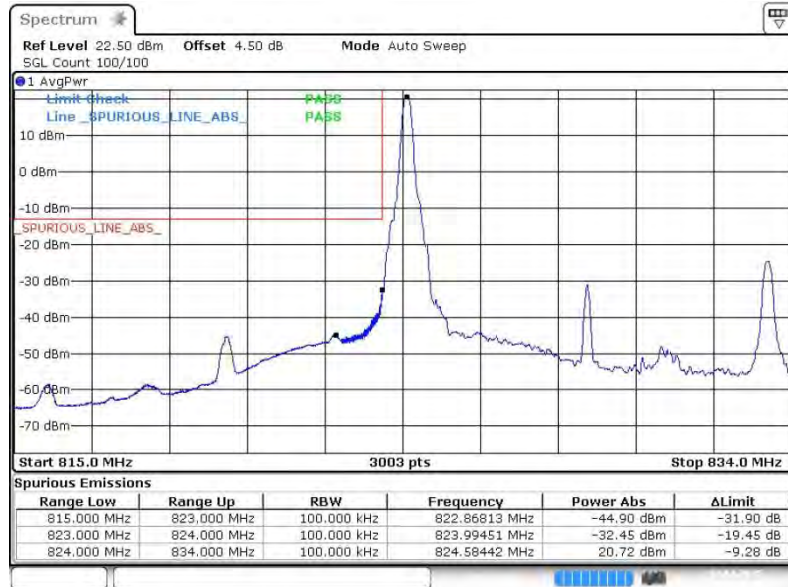


Date: 2 APR 2015 19:28:43



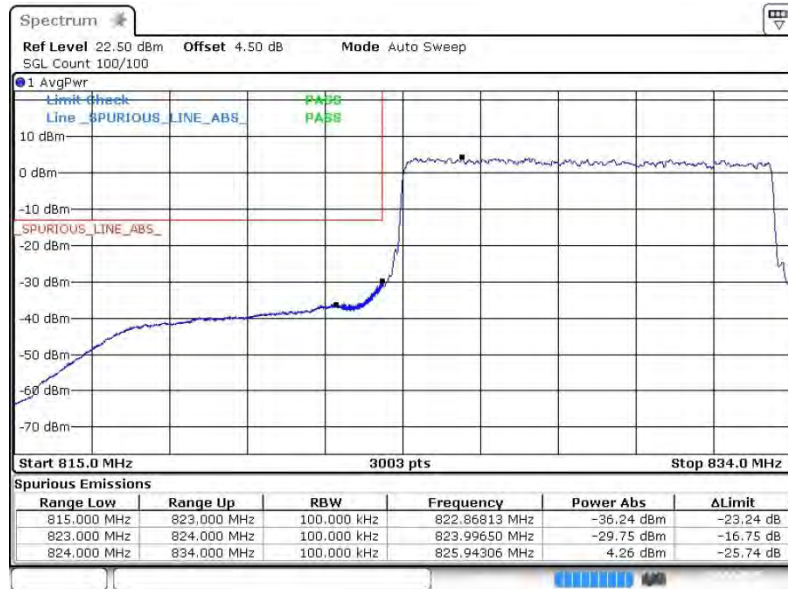
| | | | |
|--------|------------|--------------|--------------|
| Band : | LTE Band 5 | Band Width : | 10MHz / QPSK |
|--------|------------|--------------|--------------|

Lower Band Edge Plot for QPSK-RB Size 1, RB Offset 0



Date: 2 APR 2015 19:33:18

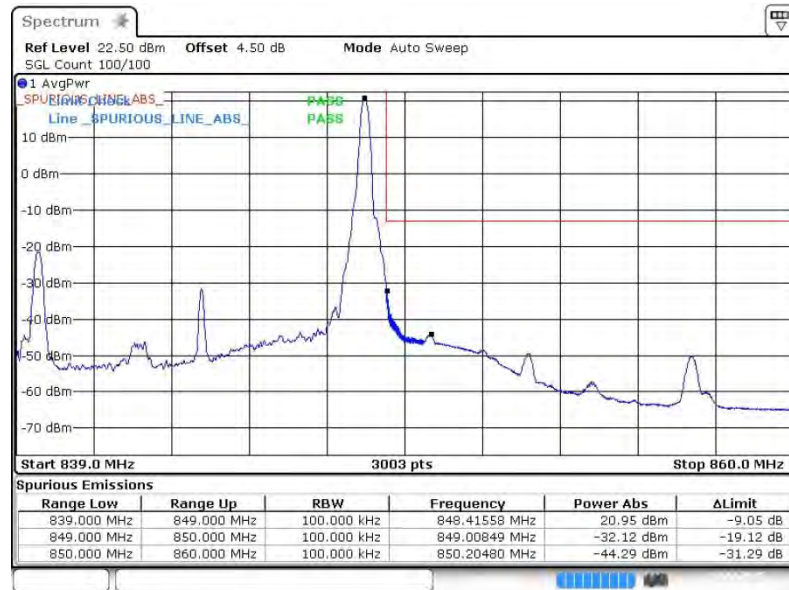
Lower Band Edge Plot for QPSK-RB Size 50, RB Offset 0



Date: 2 APR 2015 19:34:17

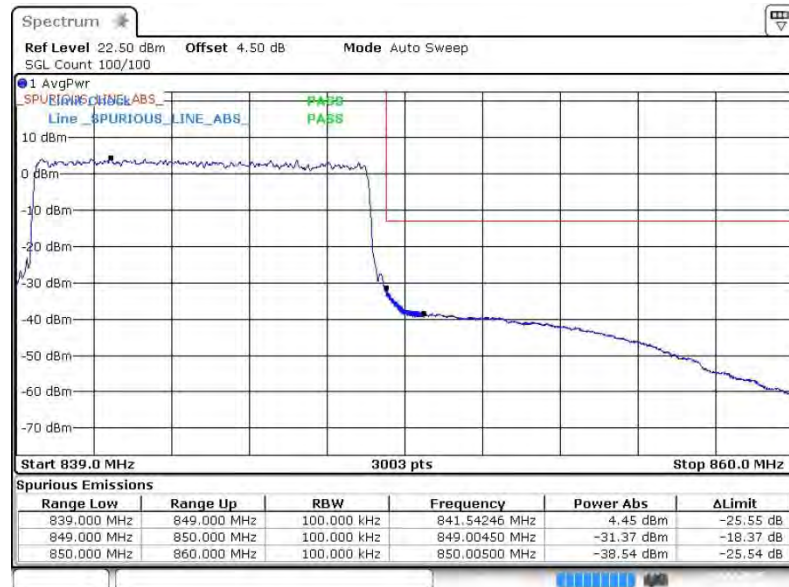


Higher Band Edge Plot for QPSK-RB Size 1, RB Offset 49



Date: 2 APR 2015 19:38:25

Higher Band Edge Plot for QPSK-RB Size 50, RB Offset 0



Date: 2 APR 2015 19:37:35