


Appendix D. SAR Test Setup Photos


Top Receiver Worked:




Right Cheek



Right Tilted




Left Cheek



Left Tilted


Bottom Receiver Worked:




Right Cheek




Right Tilted




Left Cheek



Left Tilted




Front, Test Separation 1 cm




Back, Test Separation 1 cm




Left Side, Test Separation 1 cm



Right Side, Test Separation 1 cm




Top Side, Test Separation 1 cm



Bottom Side, Test Separation 1 cm




Front, Test Separation 1.5 cm



Back, Test Separation 1.5 cm

< SAR Test Setup Photos for Variant Product 6039S >


Top Receiver Worked:




Right Cheek



Right Tilted




Left Cheek



Left Tilted


Bottom Receiver Worked:




Right Cheek




Right Tilted




Left Cheek




Left Tilted




Front, Test Separation 1 cm




Back, Test Separation 1 cm




Left Side, Test Separation 1 cm



Right Side, Test Separation 1 cm




Top Side, Test Separation 1 cm



Bottom Side, Test Separation 1 cm



Front, Test Separation 1.5 cm



Back, Test Separation 1.5 cm



Back with headset, Test Separation 1.5 cm