



FCC Test Report

APPLICANT : TCT Mobile Limited
EQUIPMENT : GSM Quad-band / UMTS Quad-band /
LTE Penta-band mobile phone
BRAND NAME : Alcatel
MODEL NAME : 6039A
FCC ID : RAD544
STANDARD : FCC 47 CFR FCC Part 15 Subpart B
CLASSIFICATION : Certification

The product was received on Jan. 13, 2015 and testing was completed on Apr. 02, 2015. We, SPORTON INTERNATIONAL (KUNSHAN) INC., would like to declare that the tested sample has been evaluated in accordance with the test procedures given in ANSI C63.4-2009 and has been in compliance with the applicable technical standards.

The test results in this report apply exclusively to the tested model / sample. Without written approval of SPORTON INTERNATIONAL (KUNSHAN) INC., the test report shall not be reproduced except in full.

Reviewed by: Louis Wu / Manager

Approved by: Jones Tsai / Manager



Testing Laboratory
2627

SPORTON INTERNATIONAL (KUNSHAN) INC.
No. 3-2, PingXiang Road, Kunshan, Jiangsu Province, P. R. China



TABLE OF CONTENTS

| | |
|--|-----------|
| REVISION HISTORY..... | 3 |
| SUMMARY OF TEST RESULT | 4 |
| 1. GENERAL DESCRIPTION | 5 |
| 1.1. Applicant..... | 5 |
| 1.2. Manufacturer | 5 |
| 1.3. Product Feature of Equipment Under Test | 5 |
| 1.4. Product Specification subjective to this standard..... | 6 |
| 1.5. Accessories and Support Equipment..... | 7 |
| 1.6. Modification of EUT | 8 |
| 1.7. Test Location..... | 8 |
| 1.8. Applicable Standards | 8 |
| 2. TEST CONFIGURATION OF EQUIPMENT UNDER TEST..... | 9 |
| 2.1. Test Mode | 9 |
| 2.2. Connection Diagram of Test System | 12 |
| 2.3. Support Unit used in test configuration and system..... | 14 |
| 2.4. EUT Operation Test Setup..... | 14 |
| 3. TEST RESULT..... | 15 |
| 3.1. Test of AC Conducted Emission Measurement | 15 |
| 3.2. Test of Radiated Emission Measurement | 21 |
| 4. LIST OF MEASURING EQUIPMENT..... | 27 |
| 5. UNCERTAINTY OF EVALUATION..... | 28 |
| APPENDIX A. SETUP PHOTOGRAPHS | |



REVISION HISTORY

| REPORT NO. | VERSION | DESCRIPTION | ISSUED DATE |
|------------|---------|-------------------------|---------------|
| FC511303 | Rev. 01 | Initial issue of report | Apr. 20, 2015 |
| | | | |
| | | | |
| | | | |
| | | | |
| | | | |
| | | | |
| | | | |
| | | | |
| | | | |
| | | | |
| | | | |
| | | | |
| | | | |
| | | | |



SUMMARY OF TEST RESULT

| Report Section | FCC Rule | Description | Limit | Result | Remark |
|----------------|----------|-----------------------|-----------------|--------|---|
| 3.1 | 15.107 | AC Conducted Emission | < 15.107 limits | PASS | Under limit 4.68 dB at 0.500 MHz |
| 3.2 | 15.109 | Radiated Emission | < 15.109 limits | PASS | Under limit 2.09 dB at 34.850 MHz for Quasi-Peak |



1. General Description

1.1. Applicant

TCT Mobile Limited

5F, C building, No. 232, Liang Jing Road ZhangJiang High-Tech Park, Pudong Area Shanghai, P. R. China. 201203

1.2. Manufacturer

TCT Mobile Limited

5F, C building, No. 232, Liang Jing Road ZhangJiang High-Tech Park, Pudong Area Shanghai, P. R. China. 201203

1.3. Product Feature of Equipment Under Test

| Product Feature | |
|--|---|
| Equipment | GSM Quad-band / UMTS Quad-band / LTE Penta-band mobile phone |
| Brand Name | Alcatel |
| Model Name | 6039A |
| FCC ID | RAD544 |
| EUT supports Radios application | GSM/GPRS/EGPRS/WCDMA/HSPA/ HSPA+(Downlink Only)/DC-HSDPA/LTE/NFC WLAN2.4GHz 802.11b/g/n HT20/ Bluetooth v3.0+EDR/Bluetooth v4.1 LE |
| IMEI Code | Conduction: 014368000002652 Radiation: 014368000003239 |
| HW Version | BAB34D000GCX |
| SW Version | vA7M |
| EUT Stage | Identical Prototype |

Remark:

1. The above EUT's information was declared by manufacturer. Please refer to the specifications or user's manual for more detailed description.
2. There are two types of EUT sample 1 and sample 2, the differences between two samples is only for memory, sample 1 is 1GB capacity and sample 2 is 1.5GB capacity.

1.4. Product Specification subjective to this standard

| Product Specification subjective to this standard | |
|---|---|
| Tx Frequency | GSM850 : 824.2 MHz ~ 848.8 MHz GSM1900 : 1850.2 MHz ~ 1909.8MHz WCDMA Band V : 826.4 MHz ~ 846.6 MHz WCDMA Band II : 1852.4 MHz ~ 1907.6 MHz LTE Band 2 : 1850.7 MHz ~ 1909.3 MHz LTE Band 4 : 1710.7 MHz ~ 1754.3 MHz LTE Band 7 : 2502.5 MHz ~ 2567.5 MHz 802.11b/g/n: 2412 MHz ~ 2462 MHz Bluetooth: 2402 MHz ~ 2480 MHz NFC : 13.56 MHz |
| Rx Frequency | GSM850 : 869.2 MHz ~ 893.8 MHz GSM1900 : 1930.2 MHz ~ 1989.8 MHz WCDMA Band V : 871.4 MHz ~ 891.6 MHz WCDMA Band II : 1932.4 MHz ~ 1987.6 MHz LTE Band 2 : 1930.7 MHz ~ 1989.3 MHz LTE Band 4 : 2110.7 MHz ~ 2154.3 MHz LTE Band 7 : 2622.5 MHz ~ 2687.5 MHz 802.11b/g/n: 2412 MHz ~ 2462 MHz Bluetooth: 2402 MHz ~ 2480 MHz GPS : 1.57542 GHz Glonass : 1602 MHz + $n \times 0.5625\text{MHz}$ ($n=-7,-6,-5,\dots,0,\dots,6$) NFC : 13.56 MHz |
| Antenna Type | WWAN : PIFA Antenna WLAN : PIFA Antenna Bluetooth : PIFA Antenna GPS: PIFA Antenna Glonass: PIFA Antenna NFC : Loop Antenna |
| Type of Modulation | GSM: GMSK GPRS: GMSK EDGE(MCS 0-4): GMSK / (MCS 5-9): 8PSK WCDMA: QPSK (Uplink) HSDPA / DC-HSDAP: QPSK (Uplink) HSUPA: QPSK (Uplink) HSPA+: 16QAM (Downlink Only) DC-HSDPA: 64QAM LTE: QPSK / 16QAM 802.11b : DSSS (DBPSK / DQPSK / CCK) 802.11g/n : OFDM (BPSK / QPSK / 16QAM / 64QAM) Bluetooth v4.1 LE : GFSK Bluetooth (1Mbps) : GFSK Bluetooth (2Mbps) : $\pi/4$ -DQPSK Bluetooth (3Mbps) : 8-DPSK GPS / Glonass : BPSK NFC: ASK |

1.5. Accessories and Support Equipment

| Specification of Accessory | | | |
|----------------------------|------------------|---|-------------------------|
| AC Adapter 1 | Brand Name | ACE-Tenpao | Model Name UC11US |
| | Power Rating | I/P: 100-240Vac, 200mA, O/P: 5Vdc, 1000mA | |
| | P/N | CBA0058AG0C2 | |
| AC Adapter 2 | Brand Name | ACE-Yingju | Model Name UC11US |
| | Power Rating | I/P: 100-240Vac, 200mA, O/P: 5Vdc, 1000mA | |
| | P/N | CBA0058AG0C3 | |
| Battery 1 | Brand Name | ALCATEL onetouch | Model Name TLp020K2 |
| | Power Rating | 3.8Vdc, 2000mAh | |
| | P/N | CAC2000023C2 | |
| Battery 2 | Brand Name | ALCATEL onetouch | Model Name TLp020KJ |
| | Power Rating | 3.8Vdc, 2000mAh | |
| | P/N | CAC2000025CJ | |
| USB Cable 1 | Brand Name | ACE-Shenhua | Model Name CDA0000025C1 |
| | Signal Line Type | 1.10m shielded without core | |
| USB Cable 2 | Brand Name | ACE-Juwei | Model Name CDA0000025C2 |
| | Signal Line Type | 1.10m shielded without core | |
| USB Cable 3 | Brand Name | ACE-Juwei | Model Name CDA0000025C8 |
| | Signal Line Type | 1.10m shielded without core | |
| Earphone 1 | Brand Name | ACE-Lianyun | Model Name CCB0023A10C2 |
| | Signal Line Type | 1.16m non-shielded without core | |
| Earphone 2 | Brand Name | ACE-JBL | Model Name J22C |
| | Signal Line Type | 1.38m non-shielded without core | |
| Earphone 3 | Brand Name | ACE-Lianyun | Model Name CCB0023A11C2 |
| | Signal Line Type | 1.26m non-shielded without core | |
| Earphone 4 | Brand Name | ACE-JBL | Model Name CCA0001A10C9 |
| | Signal Line Type | 1.28m non-shielded without core | |



1.6. Modification of EUT

No modifications are made to the EUT during all test items.

1.7. Test Location

| | | | |
|---------------------------|---|-----------|-----------------------------|
| Test Site | SPORTON INTERNATIONAL (KUNSHAN) INC. | | |
| Test Site Location | No. 3-2, PingXiang Road, Kunshan, Jiangsu Province, P. R. China TEL: +86-0512-5790-0158 FAX: +86-0512-5790-0958 | | |
| Test Site No. | Sporton Site No. | | FCC Registration No. |
| | CO01-KS | 03CH01-KS | 149928 |

Note: The test site complies with ANSI C63.4 2009 requirement.

1.8. Applicable Standards

According to the specifications of the manufacturer, the EUT must comply with the requirements of the following standards:

- ♦ FCC 47 CFR FCC Part 15 Subpart B
- ♦ ANSI C63.4-2009

Remark: All test items were verified and recorded according to the standards and without any deviation during the test.



2. Test Configuration of Equipment Under Test

2.1. Test Mode

The EUT has been associated with peripherals pursuant to ANSI C63.4-2009 and configuration operated in a manner tended to maximize its emission characteristics in a typical application.

Frequency range investigated: conduction (150 kHz to 30 MHz), radiation (30MHz to the 5th harmonic of the highest fundamental frequency or to 40 GHz, whichever is lower).

The following tables are showing the test modes as the worst cases and recorded in this report.

| Item | EUT Configuration | Test Condition | | |
|------|--|----------------|-----------|-----------|
| | | EMI AC | EMI RE<1G | EMI RE≥1G |
| 1. | Charging Mode (EUT with adapter) | ☒ | ☒ | ☒ |
| 2. | Data application transferred mode (EUT connected with notebook) | ☒ | ☒ | ☒ |

Abbreviations:

- EMI AC: AC conducted emissions
- EMI RE ≥ 1G: EUT radiated emissions ≥ 1GHz
- EMI RE < 1G: EUT radiated emissions < 1GHz

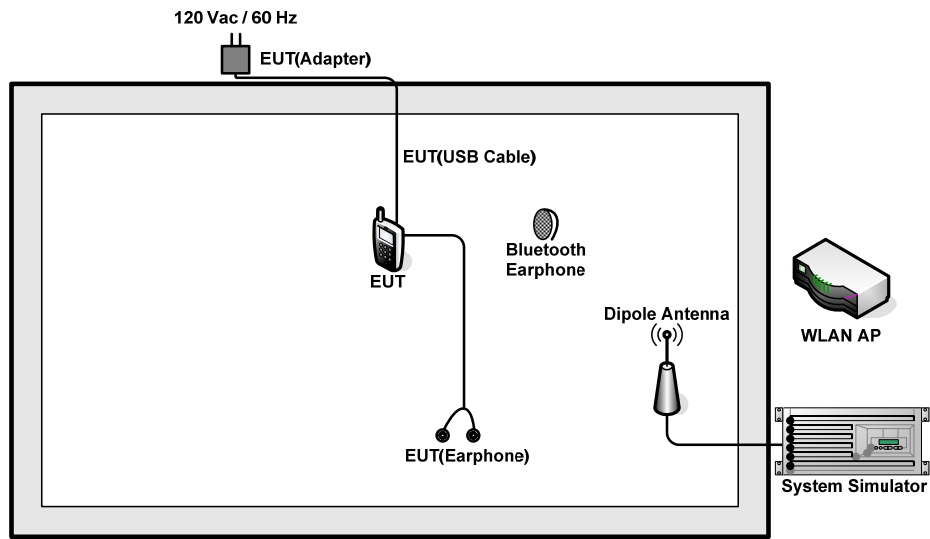


| Test Items | EUT Configure Mode | Function Type |
|-----------------------|--------------------|---|
| AC Conducted Emission | 1/2 | <p>Mode 1: GSM850 Idle + Bluetooth Idle + WLAN Idle + USB Cable 1 (Charging from Adapter 1) + Battery 1 + Earphone 1 + Camera for Sample 1<Fig.1></p> <p>Mode 2: GSM1900 Idle + Bluetooth Idle + WLAN Idle + USB Cable 2 (Charging from Adapter 2) + Battery 2 + Earphone 2 + MPEG4 for Sample 1<Fig.1></p> <p>Mode 3: WCDMA Band V Idle + Bluetooth Idle + WLAN Idle + USB Cable 2 (Charging from Adapter 2) + Battery 2 + Earphone 3 + NFC On for Sample 1<Fig.1></p> <p>Mode 4: WCDMA Band II Idle + Bluetooth Idle + WLAN Idle + USB Cable 2 (Charging from Adapter 2) + Battery 2 + Earphone 4 + Glonass Rx for Sample 1<Fig.2></p> <p>Mode 5: LTE Band 7 Idle + Bluetooth Idle + WLAN Idle + USB Cable 1 (Data Link with Notebook) + Battery 2 + Earphone 2 + GPS Rx for Sample 1<Fig.3></p> <p>Mode 6: GSM1900 Idle + Bluetooth Idle + WLAN Idle + USB Cable 2 (Data Link with Notebook) + Battery 2 + Earphone 2 + GPS Rx for Sample 1<Fig.3></p> <p>Mode 7: GSM1900 Idle + Bluetooth Idle + WLAN Idle + USB Cable 3 (Charging from Adapter 2) + Battery 2 + Earphone 2 + MPEG4 for Sample 1<Fig.1></p> <p>Mode 8: GSM1900 Idle + Bluetooth Idle + WLAN Idle + USB Cable 2 (Charging from Adapter 2) + Battery 2 + Earphone 2 + MPEG4 for Sample 2<Fig.1></p> |

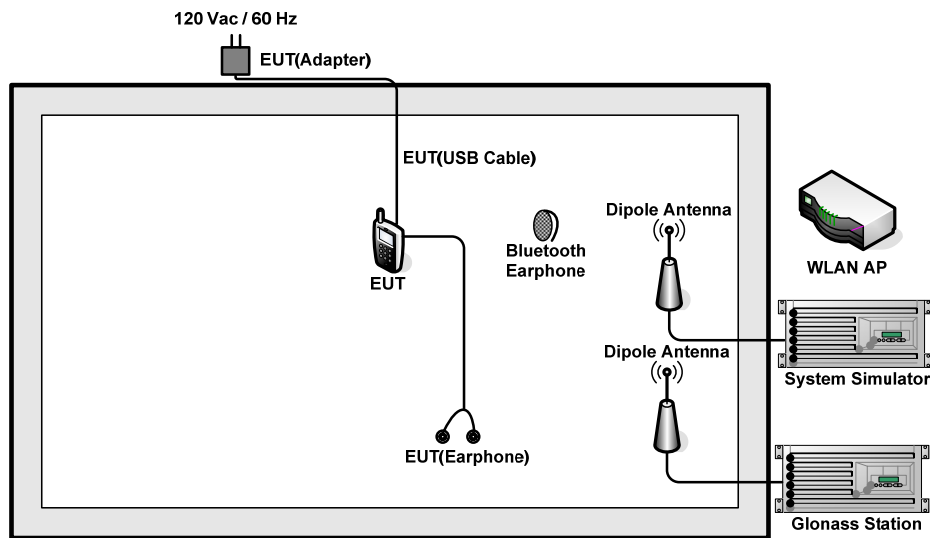


| | | |
|---|-----|---|
| Radiated Emissions < 1GHz | 1/2 | <p>Mode 1: GSM850 Idle + Bluetooth Idle + WLAN Idle + USB Cable 1 (Charging from Adapter 1) + Battery 1 + Earphone 1 + Camera for Sample 1<Fig.1></p> <p>Mode 2: GSM1900 Idle + Bluetooth Idle + WLAN Idle + USB Cable 2 (Charging from Adapter 2) + Battery 2 + Earphone 2 + MPEG4 for Sample 1<Fig.1></p> <p>Mode 3: WCDMA Band V Idle + Bluetooth Idle + WLAN Idle + USB Cable 2 (Charging from Adapter 2) + Battery 2 + Earphone 3 + NFC On for Sample 1<Fig.1></p> <p>Mode 4: WCDMA Band II Idle + Bluetooth Idle + WLAN Idle + USB Cable 2 (Charging from Adapter 2) + Battery 2 + Earphone 4 + Glonass Rx for Sample 1<Fig.2></p> <p>Mode 5: LTE Band 7 Idle + Bluetooth Idle + WLAN Idle + USB Cable 1 (Data Link with Notebook) + Battery 2 + Earphone 2 + GPS Rx for Sample 1<Fig.3></p> <p>Mode 6: GSM1900 Idle + Bluetooth Idle + WLAN Idle + USB Cable 2 (Data Link with Notebook) + Battery 2 + Earphone 2 + GPS Rx for Sample 1<Fig.3></p> <p>Mode 7: GSM1900 Idle + Bluetooth Idle + WLAN Idle + USB Cable 3 (Charging from Adapter 2) + Battery 2 + Earphone 2 + MPEG4 for Sample 1<Fig.1></p> <p>Mode 8: GSM1900 Idle + Bluetooth Idle + WLAN Idle + USB Cable 2 (Charging from Adapter 2) + Battery 2 + Earphone 2 + MPEG4 for Sample 2<Fig.1></p> |
| Radiated Emissions ≥ 1GHz | 1/2 | <p>Mode 1: GSM1900 Idle + Bluetooth Idle + WLAN Idle + USB Cable 2 (Charging from Adapter 2) + Battery 2 + Earphone 2 + MPEG4 for Sample 1<Fig.1></p> <p>Mode 2: LTE Band 7 Idle + Bluetooth Idle + WLAN Idle + USB Cable 1 (Data Link with Notebook) + Battery 2 + Earphone 2 + GPS Rx for Sample 1<Fig.3></p> |
| <p>Remark:</p> <ol style="list-style-type: none"> 1. The worst case of AC is mode 2; and the USB Link mode of AC is mode 5, the test data of these modes were reported. 2. The worst case of RE < 1G is mode 2; and the USB Link mode of RE is mode 5, the test data of these modes were reported. 3. Link with notebook means data application transferred mode between EUT and notebook. | | |

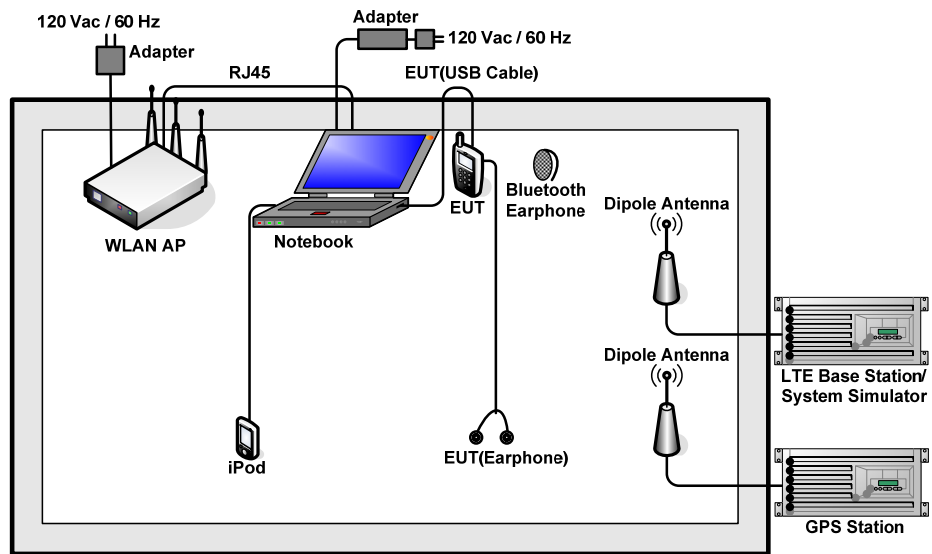
2.2. Connection Diagram of Test System



<Fig.1>



<Fig.2>



<Fig.3>

2.3. Support Unit used in test configuration and system

| Item | Equipment | Trade Name | Model Name | FCC ID | Data Cable | Power Cord |
|------|--------------------|------------|------------|-------------|-------------------|--|
| 1. | LTE Base Station | Anritsu | MT8820C | N/A | N/A | Unshielded, 1.8 m |
| 2. | System Simulator | R&S | CMU200 | N/A | N/A | Unshielded, 1.8 m |
| 3. | GPS Station | ADIVIC | MP9000 | N/A | N/A | Unshielded, 1.8 m |
| 4. | Glonass Station | RACELOGIC | RLLS03-2RP | N/A | N/A | Unshielded, 1.8 m |
| 5. | WLAN AP | D-Link | DIR-855 | KA2DIR855A2 | N/A | Unshielded, 1.8 m |
| 6. | Bluetooth Earphone | Nokia | BH-102 | PYAHS-107W | N/A | N/A |
| 7. | Notebook | Lenovo | G480 | FCC DoC | N/A | AC I/P: Unshielded, 1.2 m DC O/P: Shielded, 1.8 m |
| 8. | iPod | Apple | A1199 | FCC DoC | Unshielded, 1.2 m | N/A |

2.4. EUT Operation Test Setup

The EUT was in GSM or WCDMA or LTE idle mode during the testing. The EUT was synchronized to the BCCH, and was in continuous receiving mode by setting system simulator's paging reorganization.

At the same time, the EUT was attached to the Bluetooth earphone or WLAN AP, and the following programs installed in the EUT were programmed during the test.

1. Data application is transferred between Notebook and EUT via USB cable.
2. Execute "Video Player" to play MPEG4 files.
3. Turn on camera to capture images.
4. Turn on NFC function
5. Turn on GPS/Glonass function to make the EUT receive continuous signals from GPS/Glonass station.

3. Test Result

3.1. Test of AC Conducted Emission Measurement

3.1.1 Limits of AC Conducted Emission

For equipment that is designed to be connected to the public utility (AC) power line, the radio frequency voltage that is conducted back onto the AC power line on any frequency or frequencies within the band 150 kHz to 30 MHz shall not exceed the limits in the following table.

| Frequency of emission (MHz) | Conducted limit (dBuV) | |
|--------------------------------|------------------------|-----------|
| | Quasi-peak | Average |
| 0.15-0.5 | 66 to 56* | 56 to 46* |
| 0.5-5 | 56 | 46 |
| 5-30 | 60 | 50 |

*Decreases with the logarithm of the frequency.

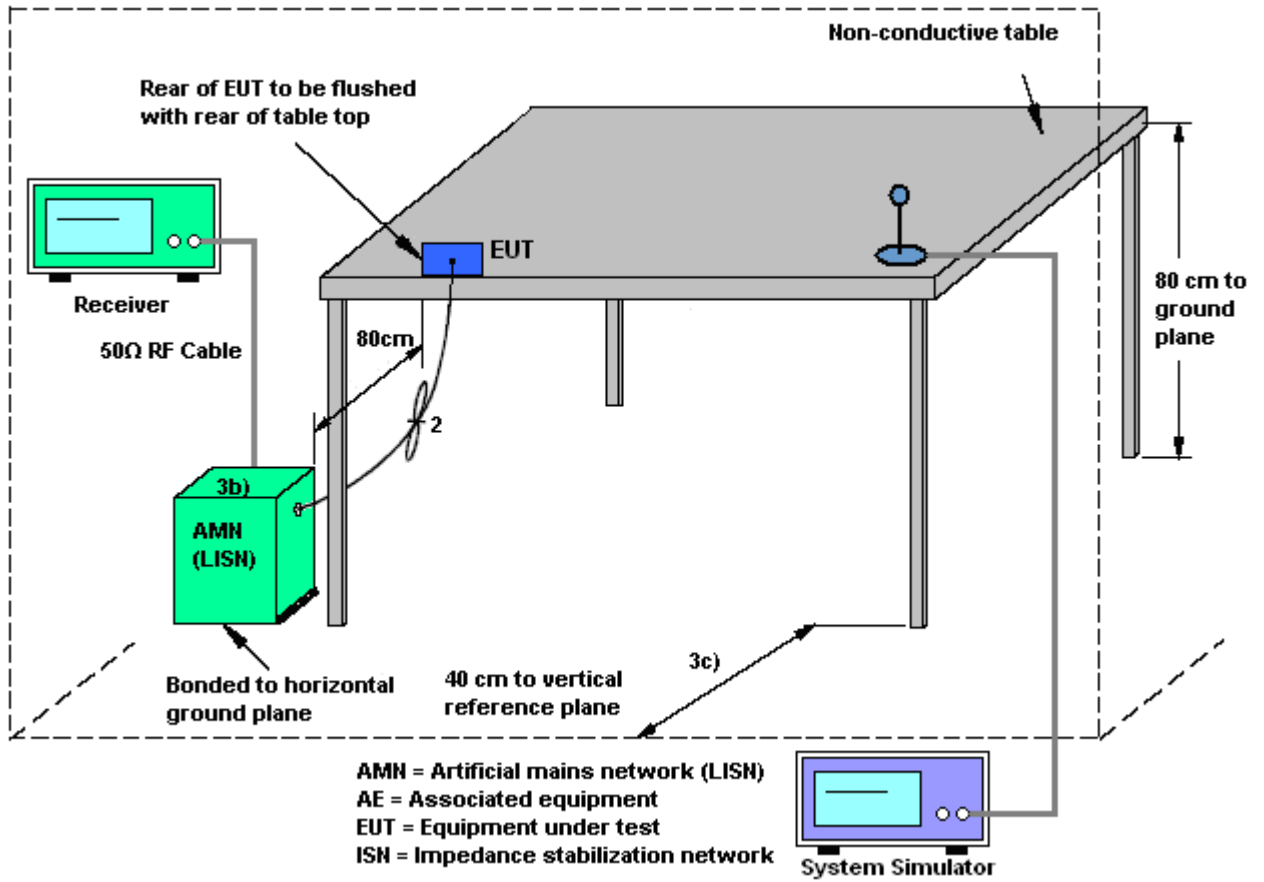
3.1.2 Measuring Instruments

The measuring equipment is listed in the section 4 of this test report.

3.1.3 Test Procedure

1. The EUT was placed 0.4 meter from the conducting wall of the shielding room was kept at least 80 centimeters from any other grounded conducting surface.
2. Connect EUT to the power mains through a line impedance stabilization network (LISN).
3. All the support units are connecting to the other LISN.
4. The LISN provides 50 ohm coupling impedance for the measuring instrument.
5. The FCC states that a 50 ohm, 50 microhenry LISN should be used.
6. Both sides of AC line were checked for maximum conducted interference.
7. The frequency range from 150 kHz to 30 MHz was searched.
8. Set the test-receiver system to Peak Detect Function and specified bandwidth (IF Bandwidth = 9kHz) with Maximum Hold Mode. Then measurement is also conducted by Average Detector and Quasi-Peak Detector Function respectively.

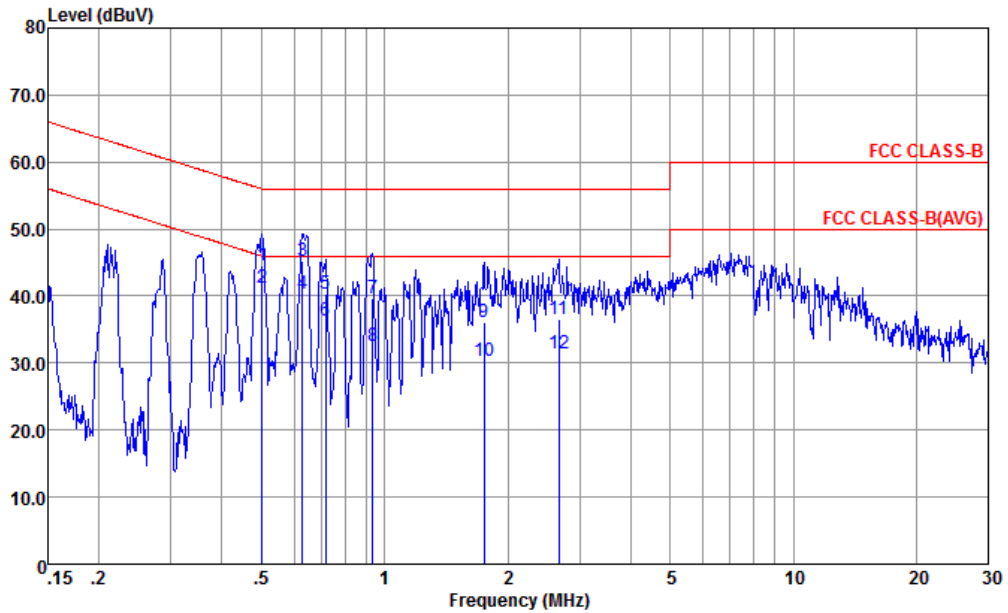
3.1.4 Test Setup





3.1.5 Test Result of AC Conducted Emission

| | | | |
|-----------------|---|---------------------|---------|
| Test Mode : | Mode 2 | Temperature : | 22~24°C |
| Test Engineer : | Eko Guan | Relative Humidity : | 30~33% |
| Test Voltage : | 120Vac / 60Hz | Phase : | Line |
| Function Type : | GSM1900 Idle + Bluetooth Idle + WLAN Idle + USB Cable 2 (Charging from Adapter 2) + Battery 2 + Earphone 2 + MPEG4 for Sample 1 | | |

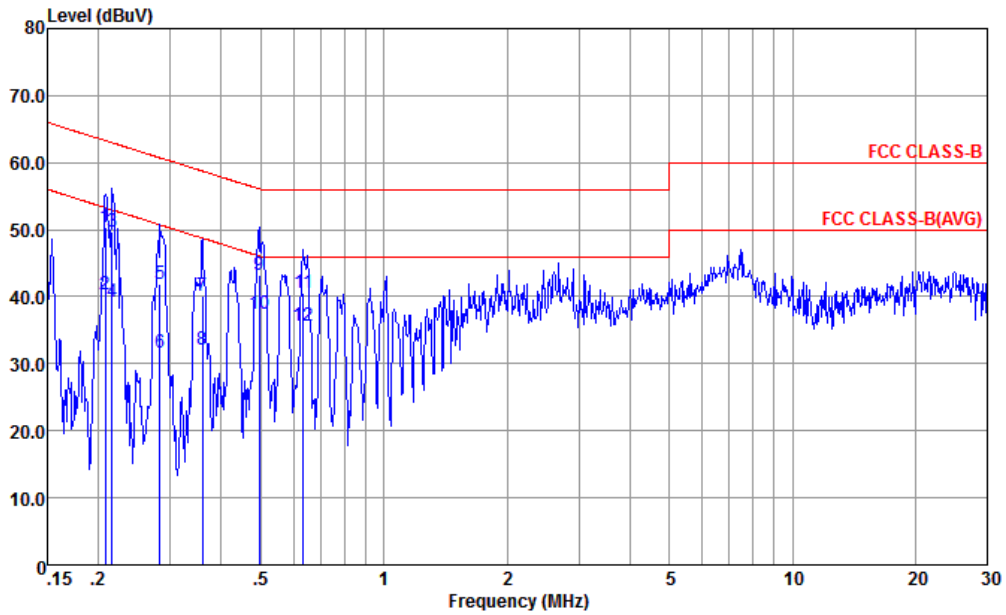


Site : CO01-KS
 Condition : FCC CLASS-B LISN-L20140306 LINE
 Project : (FC) 511303
 mode : Mode 2

| | Freq | Level | Over | Limit | Read | LISN | Cable | Remark |
|-----|------|-------|--------|-------|-------|--------|-------|---------|
| | MHz | dBuV | Limit | Line | Level | Factor | Loss | |
| | | | dB | dBuV | dBuV | dB | dB | |
| 1 | 0.50 | 44.62 | -11.38 | 56.00 | 33.80 | 0.20 | 10.62 | QP |
| 2 * | 0.50 | 41.32 | -4.68 | 46.00 | 30.50 | 0.20 | 10.62 | Average |
| 3 | 0.63 | 45.33 | -10.67 | 56.00 | 34.50 | 0.20 | 10.63 | QP |
| 4 | 0.63 | 40.23 | -5.77 | 46.00 | 29.40 | 0.20 | 10.63 | Average |
| 5 | 0.72 | 40.34 | -15.66 | 56.00 | 29.50 | 0.20 | 10.64 | QP |
| 6 | 0.72 | 36.34 | -9.66 | 46.00 | 25.50 | 0.20 | 10.64 | Average |
| 7 | 0.93 | 39.56 | -16.44 | 56.00 | 28.80 | 0.11 | 10.65 | QP |
| 8 | 0.93 | 32.56 | -13.44 | 46.00 | 21.80 | 0.11 | 10.65 | Average |
| 9 | 1.75 | 36.09 | -19.91 | 56.00 | 25.30 | 0.10 | 10.69 | QP |
| 10 | 1.75 | 30.29 | -15.71 | 46.00 | 19.50 | 0.10 | 10.69 | Average |
| 11 | 2.66 | 36.57 | -19.43 | 56.00 | 25.70 | 0.12 | 10.75 | QP |
| 12 | 2.66 | 31.37 | -14.63 | 46.00 | 20.50 | 0.12 | 10.75 | Average |



| | | | |
|-----------------|---|---------------------|---------|
| Test Mode : | Mode 2 | Temperature : | 22~24°C |
| Test Engineer : | Eko Guan | Relative Humidity : | 30~33% |
| Test Voltage : | 120Vac / 60Hz | Phase : | Neutral |
| Function Type : | GSM1900 Idle + Bluetooth Idle + WLAN Idle + USB Cable 2 (Charging from Adapter 2) + Battery 2 + Earphone 2 + MPEG4 for Sample 1 | | |

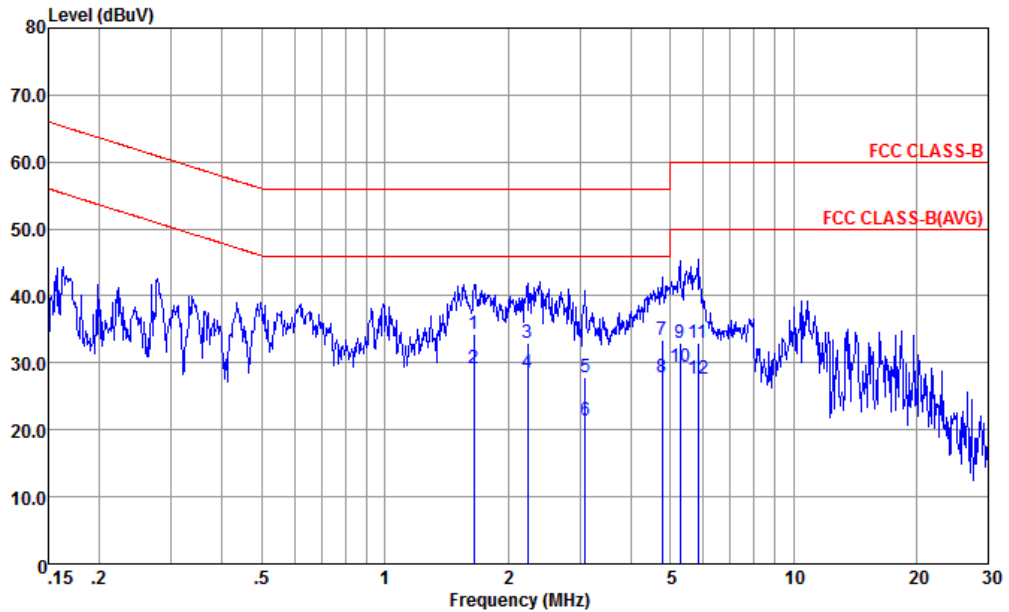


Site : CO01-KS
 Condition : FCC CLASS-B LISN-N20140306 NEUTRAL
 Project : (FC) 511303
 mode : Mode 2

| | Freq | Level | Over Limit | Limit Line | Read Level | LISN Factor | Cable Loss | Remark |
|------|------|-------|------------|------------|------------|-------------|------------|---------|
| | MHz | dBuV | dB | dBuV | dBuV | dB | dB | |
| 1 | 0.21 | 50.39 | -12.88 | 63.27 | 38.91 | 0.98 | 10.50 | QP |
| 2 | 0.21 | 40.29 | -12.98 | 53.27 | 28.81 | 0.98 | 10.50 | Average |
| 3 | 0.22 | 49.68 | -13.28 | 62.96 | 38.20 | 0.97 | 10.51 | QP |
| 4 | 0.22 | 39.28 | -13.68 | 52.96 | 27.80 | 0.97 | 10.51 | Average |
| 5 | 0.28 | 41.86 | -18.86 | 60.72 | 30.50 | 0.80 | 10.56 | QP |
| 6 | 0.28 | 31.66 | -19.06 | 50.72 | 20.30 | 0.80 | 10.56 | Average |
| 7 | 0.36 | 40.19 | -18.55 | 58.74 | 29.10 | 0.48 | 10.61 | QP |
| 8 | 0.36 | 31.99 | -16.75 | 48.74 | 20.90 | 0.48 | 10.61 | Average |
| 9 | 0.49 | 43.23 | -12.87 | 56.10 | 32.31 | 0.30 | 10.62 | QP |
| 10 * | 0.49 | 37.43 | -8.67 | 46.10 | 26.51 | 0.30 | 10.62 | Average |
| 11 | 0.63 | 40.46 | -15.54 | 56.00 | 29.60 | 0.22 | 10.64 | QP |
| 12 | 0.63 | 35.66 | -10.34 | 46.00 | 24.80 | 0.22 | 10.64 | Average |



| | | | |
|-----------------|---|---------------------|---------|
| Test Mode : | Mode 5 | Temperature : | 22~24°C |
| Test Engineer : | Eko Guan | Relative Humidity : | 30~33% |
| Test Voltage : | 120Vac / 60Hz | Phase : | Line |
| Function Type : | LTE Band 7 Idle + Bluetooth Idle + WLAN Idle + USB Cable 1 (Data Link with Notebook) + Battery 2 + Earphone 2 + GPS Rx for Sample 1 | | |

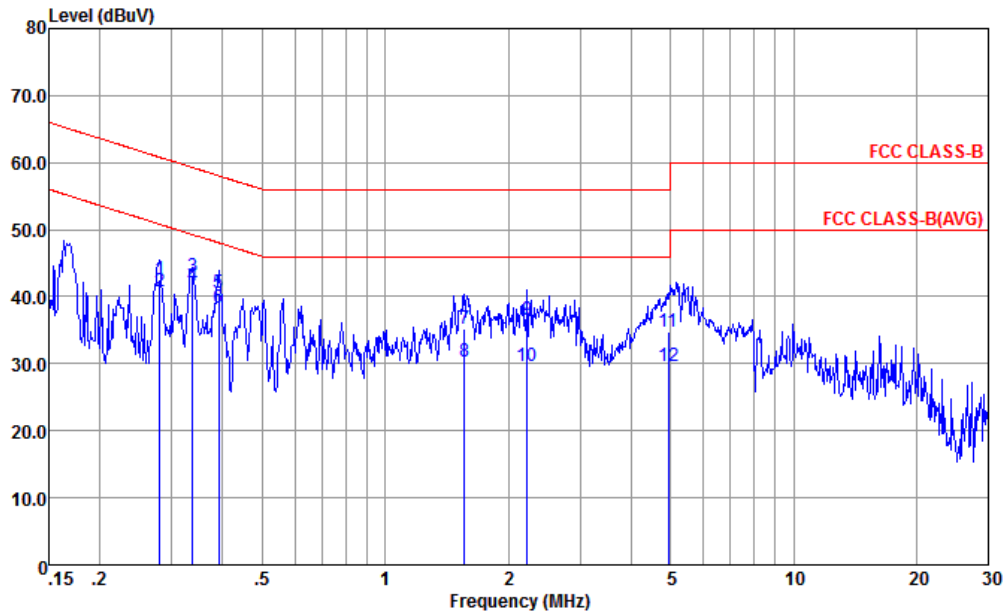


Site : CO01-KS
 Condition : FCC CLASS-B LISN-L20140306 LINE
 Project : (FC) 511303
 mode : Mode 5

| | Freq | Level | Over | Limit | Read | LISN | Cable | Remark |
|-----|------|-------|--------|-------|-------|--------|-------|---------|
| | MHz | dBuV | Limit | Line | Level | Factor | Loss | |
| | | | dB | dBuV | dBuV | dB | dB | |
| 1 | 1.65 | 34.29 | -21.71 | 56.00 | 23.50 | 0.10 | 10.69 | QP |
| 2 * | 1.65 | 29.09 | -16.91 | 46.00 | 18.30 | 0.10 | 10.69 | Average |
| 3 | 2.24 | 33.02 | -22.98 | 56.00 | 22.20 | 0.11 | 10.71 | QP |
| 4 | 2.24 | 28.52 | -17.48 | 46.00 | 17.70 | 0.11 | 10.71 | Average |
| 5 | 3.09 | 27.84 | -28.16 | 56.00 | 16.91 | 0.14 | 10.79 | QP |
| 6 | 3.09 | 21.34 | -24.66 | 46.00 | 10.41 | 0.14 | 10.79 | Average |
| 7 | 4.77 | 33.34 | -22.66 | 56.00 | 22.30 | 0.20 | 10.84 | QP |
| 8 | 4.77 | 27.94 | -18.06 | 46.00 | 16.90 | 0.20 | 10.84 | Average |
| 9 | 5.28 | 32.96 | -27.04 | 60.00 | 21.90 | 0.20 | 10.86 | QP |
| 10 | 5.28 | 29.46 | -20.54 | 50.00 | 18.40 | 0.20 | 10.86 | Average |
| 11 | 5.84 | 32.87 | -27.13 | 60.00 | 21.80 | 0.20 | 10.87 | QP |
| 12 | 5.84 | 27.57 | -22.43 | 50.00 | 16.50 | 0.20 | 10.87 | Average |



| | | | |
|-----------------|---|---------------------|---------|
| Test Mode : | Mode 5 | Temperature : | 22~24°C |
| Test Engineer : | Eko Guan | Relative Humidity : | 30~33% |
| Test Voltage : | 120Vac / 60Hz | Phase : | Neutral |
| Function Type : | LTE Band 7 Idle + Bluetooth Idle + WLAN Idle + USB Cable 1 (Data Link with Notebook) + Battery 2 + Earphone 2 + GPS Rx for Sample 1 | | |



Site : CO01-KS
 Condition : FCC CLASS-B LISN-N20140306 NEUTRAL
 Project : (FC) 511303
 mode : Mode 5

| | Freq | Level | Over Limit | Limit Line | Read Level | LISN Factor | Cable Loss | Remark |
|-----|------|-------|------------|------------|------------|-------------|------------|---------|
| | MHz | dBuV | dB | dBuV | dBuV | dB | dB | |
| 1 | 0.28 | 42.56 | -18.25 | 60.81 | 31.19 | 0.81 | 10.56 | QP |
| 2 | 0.28 | 40.76 | -10.05 | 50.81 | 29.39 | 0.81 | 10.56 | Average |
| 3 | 0.34 | 42.95 | -16.32 | 59.27 | 31.80 | 0.55 | 10.60 | QP |
| 4 * | 0.34 | 41.65 | -7.62 | 49.27 | 30.50 | 0.55 | 10.60 | Average |
| 5 | 0.39 | 40.54 | -17.49 | 58.03 | 29.50 | 0.42 | 10.62 | QP |
| 6 | 0.39 | 38.34 | -9.69 | 48.03 | 27.30 | 0.42 | 10.62 | Average |
| 7 | 1.56 | 35.29 | -20.71 | 56.00 | 24.50 | 0.10 | 10.69 | QP |
| 8 | 1.56 | 30.39 | -15.61 | 46.00 | 19.60 | 0.10 | 10.69 | Average |
| 9 | 2.22 | 36.62 | -19.38 | 56.00 | 25.80 | 0.11 | 10.71 | QP |
| 10 | 2.22 | 29.62 | -16.38 | 46.00 | 18.80 | 0.11 | 10.71 | Average |
| 11 | 4.93 | 34.85 | -21.15 | 56.00 | 23.80 | 0.20 | 10.85 | QP |
| 12 | 4.93 | 29.55 | -16.45 | 46.00 | 18.50 | 0.20 | 10.85 | Average |



3.2. Test of Radiated Emission Measurement

3.2.1. Limit of Radiated Emission

The emissions from an unintentional radiator shall not exceed the field strength levels specified in the following table:

| Frequency (MHz) | Field Strength (microvolts/meter) | Measurement Distance (meters) |
|-----------------|-----------------------------------|-------------------------------|
| 30 – 88 | 100 | 3 |
| 88 – 216 | 150 | 3 |
| 216 - 960 | 200 | 3 |
| Above 960 | 500 | 3 |

3.2.2. Measuring Instruments

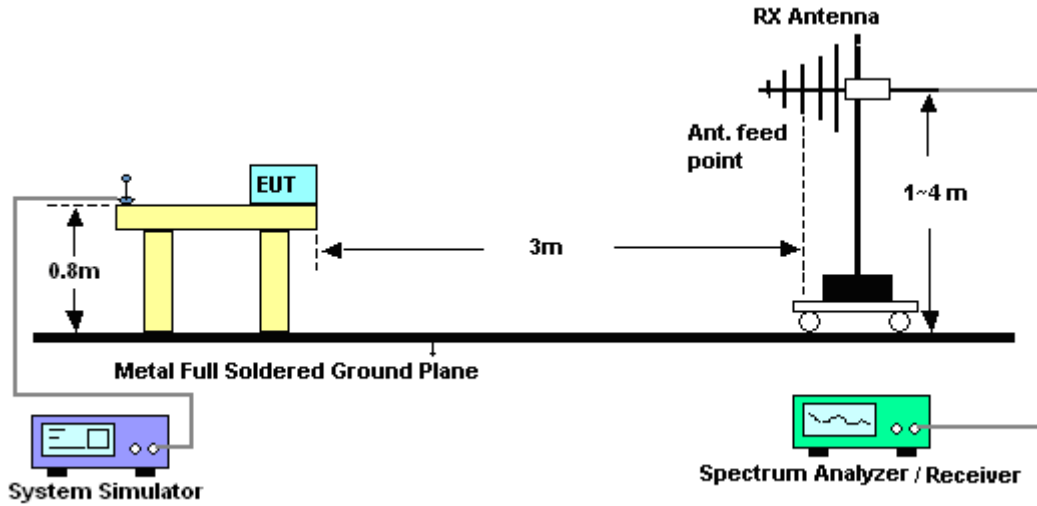
The measuring equipment is listed in the section 4 of this test report.

3.2.3. Test Procedures

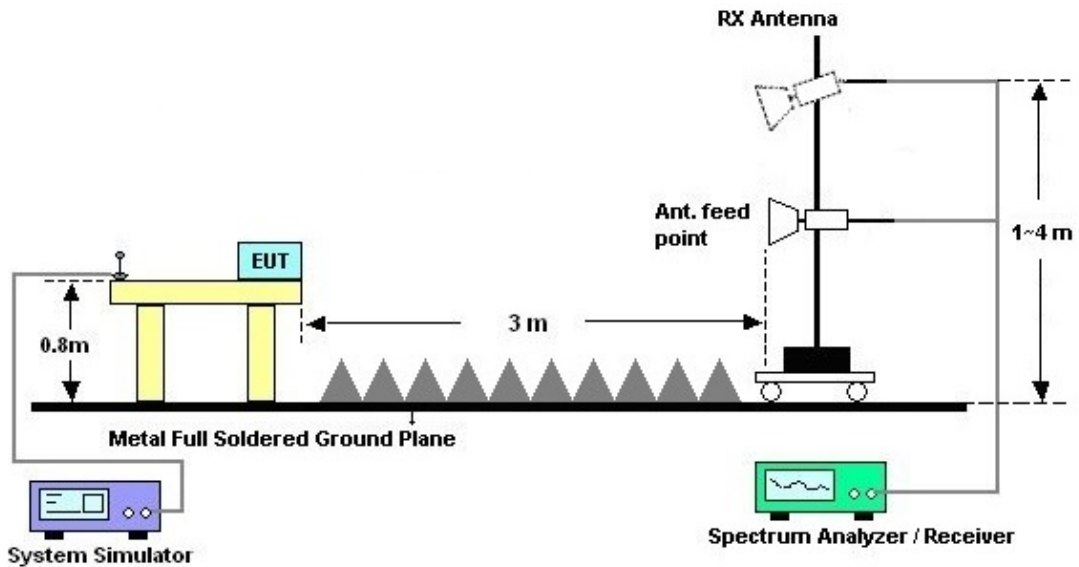
1. The EUT was placed on a turntable with 0.8 meter above ground.
2. The EUT was set 3 meters from the interference receiving antenna, which was mounted on the top of a variable height antenna tower.
3. The table was rotated 360 degrees to determine the position of the highest radiation.
4. The antenna height is adjusted between one to four meters above ground to find the maximum value of the field strength for both horizontal polarization and vertical polarization of the antenna.
5. For each suspected emission, the EUT was arranged to its worst case and then tune the antenna tower (from 1 m to 4 m) and turntable (from 0 degree to 360 degrees) to find the maximum reading.
6. Set the test-receiver system to Peak Detect Function and specified bandwidth with Maximum Hold Mode (RBW=120kHz/VBW=300kHz for frequency below 1GHz; RBW=1MHz VBW=3MHz (Peak), RBW=1MHz/VBW=10Hz (Average) for frequency above 1GHz).
7. If the emission level of the EUT in peak mode was 3 dB lower than the limit specified, peak values of EUT will be reported. Otherwise, the emission will be repeated by using the quasi-peak method and reported.
8. Emission level (dBµV/m) = 20 log Emission level (µV/m)
9. Corrected Reading: Antenna Factor + Cable Loss + Read Level - Preamp Factor = Level

3.2.4. Test Setup of Radiated Emission

For radiated emissions from 30MHz to 1GHz



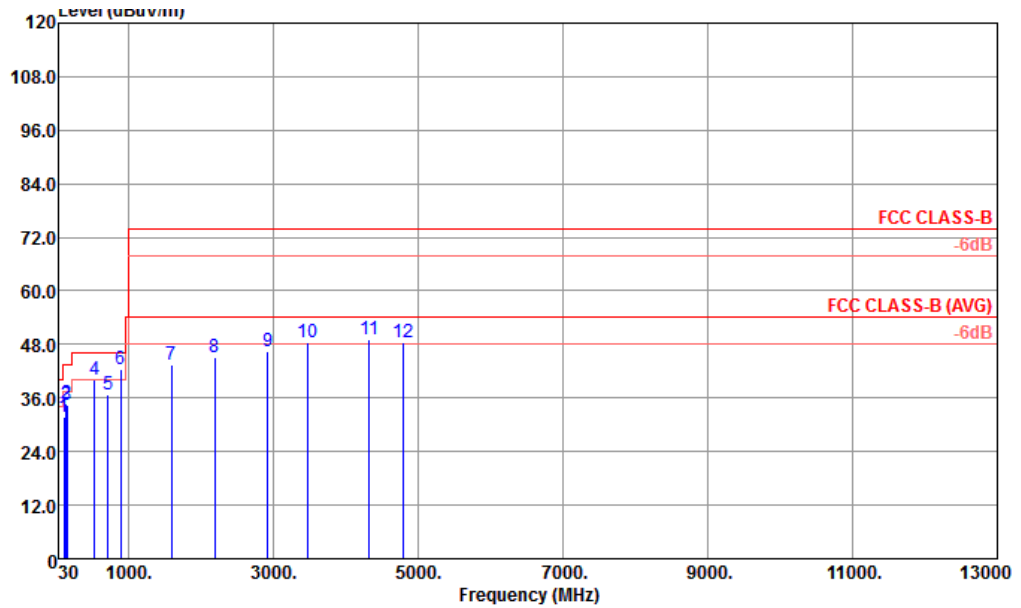
For radiated emissions above 1GHz





3.2.5. Test Result of Radiated Emission

| | | | |
|-----------------|---|---------------------|------------|
| Test Mode : | Mode 2 | Temperature : | 22~23°C |
| Test Engineer : | Love Zhao | Relative Humidity : | 40~41% |
| Test Distance : | 3m | Polarization : | Horizontal |
| Function Type : | GSM1900 Idle + Bluetooth Idle + WLAN Idle + USB Cable 2 (Charging from Adapter 2) + Battery 2 + Earphone 2 + MPEG4 for Sample 1 | | |

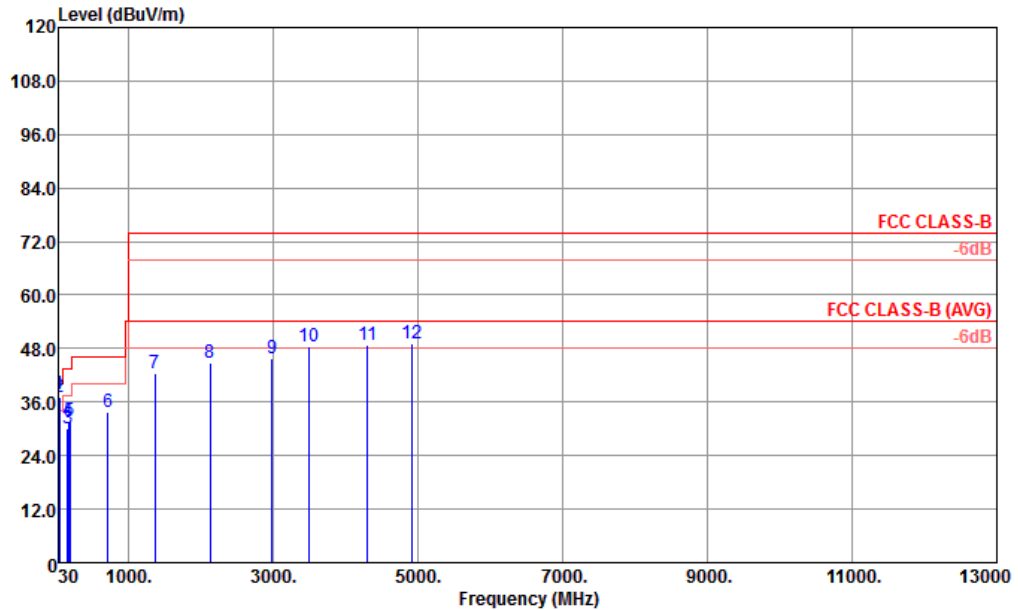


Site : 03CH01-KS
 Condition : FCC CLASS-B 3m LF_ANT_37879 HORIZONTAL
 Project : (FC)511303
 Mode : 2

| | Freq | Level | Over Limit | Limit Line | ReadAntenna | Cable | Preamp | A/Pos | T/Pos | Remark | |
|-----|---------|--------|------------|------------|-------------|-------|--------|-------|-------|--------|---------|
| | MHz | dBuV/m | dB | dBuV/m | dBuV | dB/m | dB | dB | cm | deg | |
| 1 | 107.60 | 31.92 | -11.58 | 43.50 | 52.16 | 11.36 | 1.04 | 32.64 | --- | --- | Peak |
| 2 | 141.55 | 34.63 | -8.87 | 43.50 | 54.33 | 11.63 | 1.23 | 32.56 | --- | --- | Peak |
| 3 | 150.28 | 34.53 | -8.97 | 43.50 | 53.95 | 11.70 | 1.44 | 32.56 | --- | --- | Peak |
| 4 | 533.43 | 39.98 | -6.02 | 46.00 | 51.20 | 18.30 | 2.64 | 32.16 | 100 | --- | 57 Peak |
| 5 | 710.94 | 36.64 | -9.36 | 46.00 | 45.45 | 20.04 | 3.12 | 31.97 | --- | --- | Peak |
| 6 ! | 889.42 | 42.30 | -3.70 | 46.00 | 48.22 | 22.34 | 3.50 | 31.76 | --- | --- | Peak |
| 7 | 1592.00 | 43.43 | -30.57 | 74.00 | 41.71 | 30.94 | 3.88 | 33.10 | --- | --- | Peak |
| 8 | 2192.00 | 45.07 | -28.93 | 74.00 | 41.10 | 32.58 | 4.56 | 33.17 | --- | --- | Peak |
| 9 | 2922.00 | 46.31 | -27.69 | 74.00 | 40.98 | 33.63 | 5.26 | 33.56 | --- | --- | Peak |
| 10 | 3464.00 | 48.40 | -25.60 | 74.00 | 42.11 | 34.28 | 5.70 | 33.69 | --- | --- | Peak |
| 11 | 4326.00 | 49.08 | -24.92 | 74.00 | 41.54 | 35.06 | 6.22 | 33.74 | --- | --- | Peak |
| 12 | 4794.00 | 48.56 | -25.44 | 74.00 | 40.68 | 35.17 | 6.51 | 33.80 | --- | --- | Peak |



| | | | |
|-----------------|---|---------------------|----------|
| Test Mode : | Mode 2 | Temperature : | 22~23°C |
| Test Engineer : | Love Zhao | Relative Humidity : | 40~41% |
| Test Distance : | 3m | Polarization : | Vertical |
| Function Type : | GSM1900 Idle + Bluetooth Idle + WLAN Idle + USB Cable 2 (Charging from Adapter 2) + Battery 2 + Earphone 2 + MPEG4 for Sample 1 | | |

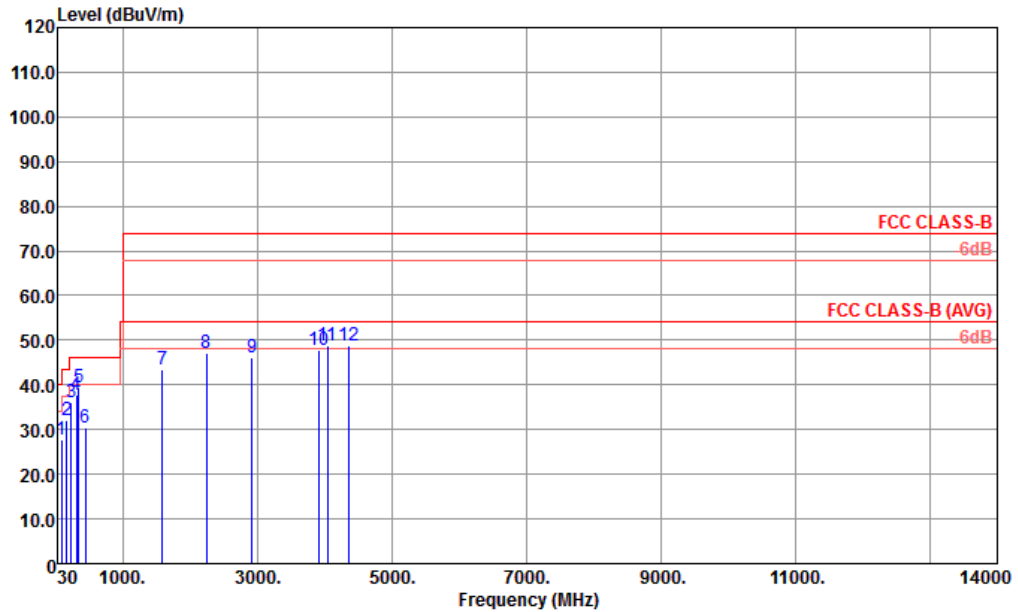


Site : 03CH01-KS
 Condition : FCC CLASS-B 3m LF_ANT_37879 VERTICAL
 Project : (FC)511303
 Mode : 2

| | Freq | Level | Over Limit | Limit Line | ReadAntenna Level | Cable Loss | Preamp Factor | A/Pos | T/Pos | Remark |
|-----|---------|--------|------------|------------|-------------------|------------|---------------|-------|-------|----------|
| | MHz | dBUV/m | dB | dBUV/m | dBuV | dB/m | dB | dB | cm | deg |
| 1 ! | 34.85 | 37.91 | -2.09 | 40.00 | 53.00 | 16.75 | 0.79 | 32.63 | 100 | 343 QP |
| 2 ! | 45.52 | 36.98 | -3.02 | 40.00 | 57.60 | 11.25 | 0.79 | 32.66 | 100 | 176 QP |
| 3 | 155.13 | 30.05 | -13.45 | 43.50 | 49.66 | 11.51 | 1.44 | 32.56 | --- | --- Peak |
| 4 | 169.68 | 31.60 | -11.90 | 43.50 | 51.72 | 10.95 | 1.44 | 32.51 | --- | --- Peak |
| 5 | 187.14 | 31.73 | -11.77 | 43.50 | 52.48 | 10.28 | 1.44 | 32.47 | --- | --- Peak |
| 6 | 710.94 | 33.85 | -12.15 | 46.00 | 42.66 | 20.04 | 3.12 | 31.97 | --- | --- Peak |
| 7 | 1360.00 | 42.55 | -31.45 | 74.00 | 42.63 | 29.66 | 3.55 | 33.29 | --- | --- Peak |
| 8 | 2132.00 | 44.69 | -29.31 | 74.00 | 40.85 | 32.53 | 4.46 | 33.15 | --- | --- Peak |
| 9 | 2980.00 | 45.87 | -28.13 | 74.00 | 40.51 | 33.67 | 5.27 | 33.58 | --- | --- Peak |
| 10 | 3498.00 | 48.47 | -25.53 | 74.00 | 42.09 | 34.35 | 5.73 | 33.70 | --- | --- Peak |
| 11 | 4300.00 | 48.83 | -25.17 | 74.00 | 41.32 | 35.05 | 6.18 | 33.72 | --- | --- Peak |
| 12 | 4908.00 | 49.06 | -24.94 | 74.00 | 41.05 | 35.19 | 6.62 | 33.80 | --- | --- Peak |



| | | | |
|-----------------|---|---------------------|------------|
| Test Mode : | Mode 5 | Temperature : | 22~23°C |
| Test Engineer : | Love Zhao | Relative Humidity : | 40~41% |
| Test Distance : | 3m | Polarization : | Horizontal |
| Function Type : | LTE Band 7 Idle + Bluetooth Idle + WLAN Idle + USB Cable 1 (Data Link with Notebook) + Battery 2 + Earphone 2 + GPS Rx for Sample 1 | | |

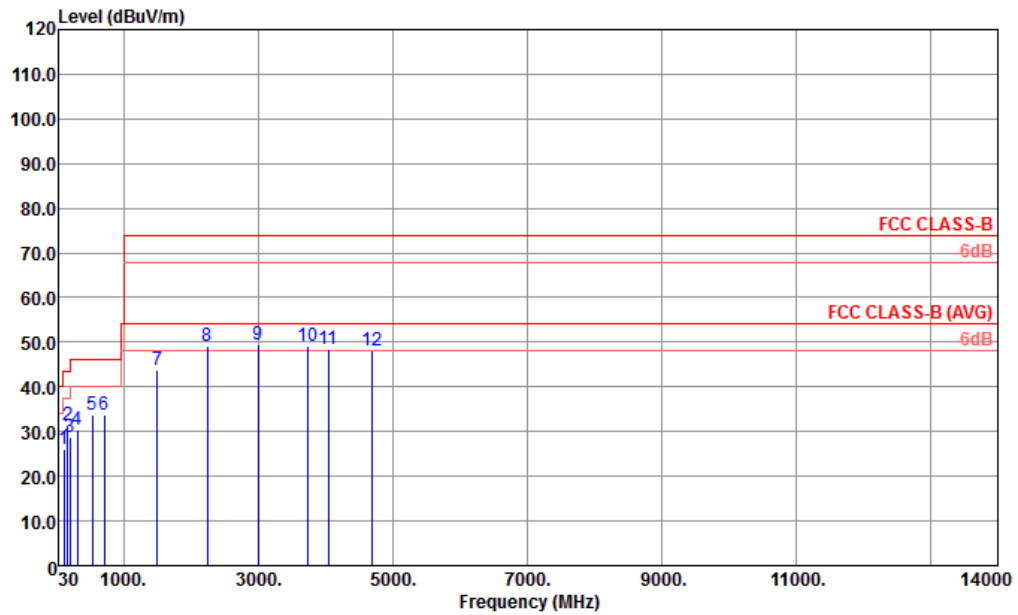


Site : 03CH01-KS
 Condition : FCC CLASS-B 3m LF_ANT_23182 HORIZONTAL
 Project : (FC) 511303
 Mode : 5

| | Freq | Level | Over | Limit | ReadAntenna | Cable | Preamp | A/Pos | T/Pos | Remark | |
|----|---------|--------|--------|--------|-------------|-------|--------|-------|-------|--------|------|
| | MHz | dBuV/m | dB | dBuV/m | dBuV | dB/m | dB | dB | cm | deg | |
| 1 | 90.14 | 27.64 | -15.86 | 43.50 | 51.48 | 8.90 | 0.88 | 33.62 | --- | --- | Peak |
| 2 | 164.83 | 32.25 | -11.25 | 43.50 | 55.25 | 9.40 | 1.18 | 33.58 | --- | --- | Peak |
| 3 | 239.52 | 36.23 | -9.77 | 46.00 | 56.74 | 11.51 | 1.44 | 33.46 | --- | --- | Peak |
| 4 | 314.21 | 37.91 | -8.09 | 46.00 | 56.29 | 13.36 | 1.63 | 33.37 | --- | --- | Peak |
| 5 | 344.28 | 39.58 | -6.42 | 46.00 | 56.87 | 14.37 | 1.70 | 33.36 | 100 | 41 | Peak |
| 6 | 450.01 | 30.35 | -15.65 | 46.00 | 45.31 | 16.30 | 1.95 | 33.21 | --- | --- | Peak |
| 7 | 1594.00 | 43.49 | -30.51 | 74.00 | 41.77 | 30.94 | 3.88 | 33.10 | --- | --- | Peak |
| 8 | 2242.00 | 47.22 | -26.78 | 74.00 | 43.12 | 32.64 | 4.65 | 33.19 | --- | --- | Peak |
| 9 | 2924.00 | 46.00 | -28.00 | 74.00 | 40.67 | 33.63 | 5.26 | 33.56 | --- | --- | Peak |
| 10 | 3908.00 | 47.78 | -26.22 | 74.00 | 40.42 | 34.92 | 6.05 | 33.61 | --- | --- | Peak |
| 11 | 4044.00 | 48.89 | -25.11 | 74.00 | 41.37 | 35.01 | 6.13 | 33.62 | --- | --- | Peak |
| 12 | 4366.00 | 48.81 | -25.19 | 74.00 | 41.26 | 35.06 | 6.24 | 33.75 | --- | --- | Peak |



| | | | |
|-----------------|---|---------------------|----------|
| Test Mode : | Mode 5 | Temperature : | 22~23°C |
| Test Engineer : | Love Zhao | Relative Humidity : | 40~41% |
| Test Distance : | 3m | Polarization : | Vertical |
| Function Type : | LTE Band 7 Idle + Bluetooth Idle + WLAN Idle + USB Cable 1 (Data Link with Notebook) + Battery 2 + Earphone 2 + GPS Rx for Sample 1 | | |



Site : 03CH01-KS
 Condition : FCC CLASS-B 3m LF_ANT_23182 VERTICAL
 Project : (FC) 511303
 Mode : 5

| | Freq | Level | Over | Limit | ReadAntenna | Cable | Preamp | A/Pos | T/Pos | Remark |
|----|---------|--------|--------|--------|-------------|-------|--------|-------|-------|--------|
| | MHz | dBuV/m | dB | dBuV/m | dBuV | dB/m | dB | dB | cm | deg |
| 1 | 115.36 | 26.00 | -17.50 | 43.50 | 46.81 | 11.80 | 1.00 | 33.61 | --- | --- |
| 2 | 165.80 | 31.48 | -12.02 | 43.50 | 54.51 | 9.36 | 1.18 | 33.57 | 100 | 108 |
| 3 | 197.81 | 28.89 | -14.61 | 43.50 | 52.25 | 8.91 | 1.29 | 33.56 | --- | --- |
| 4 | 314.21 | 30.49 | -15.51 | 46.00 | 48.87 | 13.36 | 1.63 | 33.37 | --- | --- |
| 5 | 533.43 | 33.60 | -12.40 | 46.00 | 46.42 | 18.14 | 2.09 | 33.05 | --- | --- |
| 6 | 711.91 | 33.81 | -12.19 | 46.00 | 44.85 | 19.41 | 2.41 | 32.86 | --- | --- |
| 7 | 1500.00 | 43.87 | -30.13 | 74.00 | 42.86 | 30.35 | 3.76 | 33.10 | --- | --- |
| 8 | 2246.00 | 48.98 | -25.02 | 74.00 | 44.88 | 32.64 | 4.65 | 33.19 | --- | --- |
| 9 | 3000.00 | 49.33 | -24.67 | 74.00 | 43.99 | 33.70 | 5.24 | 33.60 | --- | --- |
| 10 | 3748.00 | 48.99 | -25.01 | 74.00 | 41.96 | 34.76 | 5.92 | 33.65 | --- | --- |
| 11 | 4048.00 | 48.37 | -25.63 | 74.00 | 40.85 | 35.01 | 6.13 | 33.62 | --- | --- |
| 12 | 4700.00 | 48.19 | -25.81 | 74.00 | 40.44 | 35.15 | 6.40 | 33.80 | --- | --- |



4. List of Measuring Equipment

| Instrument | Manufacturer | Model No. | Serial No. | Characteristics | Calibration Date | Test Date | Due Date | Remark |
|--------------------------------------|--------------|-----------|------------------|----------------------------|------------------|---------------------------------|---------------|-----------------------|
| EMI Receiver | R&S | ESCI7 | 100768 | 9kHz~7GHz; | May 04, 2014 | Mar. 09, 2015 | May 03, 2015 | Conduction (CO01-KS) |
| AC LISN | MessTec | AN3016 | 060103 | 9kHz~30MHz | Oct. 25, 2014 | Mar. 09, 2015 | Oct. 24, 2015 | Conduction (CO01-KS) |
| AC LISN (for auxiliary equipment) | MessTec | AN3016 | 060105 | 9kHz~30MHz | Oct. 25, 2014 | Mar. 09, 2015 | Oct. 24, 2015 | Conduction (CO01-KS) |
| AC Power Source | Chroma | 61602 | ABP0000008 11 | AC 0V~300V, 45Hz~1000Hz | Oct. 25, 2014 | Mar. 09, 2015 | Oct. 24, 2015 | Conduction (CO01-KS) |
| EMI Test Receiver | R&S | ESCI | 100534 | 9kHz~3GHz | Oct. 25, 2014 | Feb. 23, 2015~ Apr. 02, 2015 | Oct. 24, 2015 | Radiation (03CH01-KS) |
| Spectrum Analyzer | R&S | FSP30 | 101399 | 9kHz~30GHz | May 04, 2014 | Feb. 23, 2015~ Apr. 02, 2015 | May 03, 2015 | Radiation (03CH01-KS) |
| Bilog Antenna | TeseQ | CBL6112D | 37879 | 30Mhz-2Ghz | Sep. 13, 2014 | Feb. 23, 2015~ Apr. 02, 2015 | Sep. 12, 2015 | Radiation (03CH01-KS) |
| Double Ridge Horn Antenna | ETS-Lindgren | 3117 | 75957 | 1GHz~18GHz | Nov. 08, 2014 | Feb. 23, 2015~ Apr. 02, 2015 | Nov. 07, 2015 | Radiation (03CH01-KS) |
| Amplifier | com-power | PA-103A | 161073 | 1MHz~1GHz | May 04, 2014 | Feb. 23, 2015~ Apr. 02, 2015 | May 03, 2015 | Radiation (03CH01-KS) |
| Amplifier | Agilent | 8449B | 3008A02371 | 1GHz~26.5GHz | Oct. 28, 2014 | Feb. 23, 2015~ Apr. 02, 2015 | Oct. 27, 2015 | Radiation (03CH01-KS) |
| AC Power Source | Chroma | 61601 | F104090004 | N/A | NCR | Feb. 23, 2015~ Apr. 02, 2015 | NCR | Radiation (03CH01-KS) |
| Turn Table | MF | MF7802 | N/A | 0~360 degree | NCR | Feb. 23, 2015~ Apr. 02, 2015 | NCR | Radiation (03CH01-KS) |
| Antenna Mast | MF | MF7802 | N/A | 1 m~4 m | NCR | Feb. 23, 2015~ Apr. 02, 2015 | NCR | Radiation (03CH01-KS) |



5. Uncertainty of Evaluation

Uncertainty of Conducted Emission Measurement (150 kHz ~ 30 MHz)

| | |
|---|--------|
| Measuring Uncertainty for a Level of Confidence of 95% ($U = 2Uc(y)$) | 2.3 dB |
|---|--------|

Uncertainty of Radiated Emission Measurement (30 MHz ~ 1000 MHz)

| | |
|---|--------|
| Measuring Uncertainty for a Level of Confidence of 95% ($U = 2Uc(y)$) | 2.5 dB |
|---|--------|