

01 HAC RF_GSM835_GSM_Voice_Ch128_E_Battery 1_Top Receiver

Communication System: UID 10021 - DAA, GSM-FDD (TDMA, GMSK); Frequency: 824.2 MHz; Duty Cycle: 1:8.3

Medium: Air Medium parameters used: $\sigma = 0$ S/m, $\epsilon_r = 1$; $\rho = 0$ kg/m³

Ambient Temperature : 23.6 °C

DASY5 Configuration:

- Probe: ER3DV6 - SN2476; ConvF(1, 1, 1); Calibrated: 2014.11.19;
- Sensor-Surface: (Fix Surface)
- Electronics: DAE4 Sn1210; Calibrated: 2014.05.19
- Phantom: HAC Test Arch with AMCC; Type: SD HAC P01 BA;
- Measurement SW: DASY52, Version 52.8 (8); SEMCAD X Version 14.6.10 (7331)

Ch128/Hearing Aid Compatibility Test (101x101x1): Interpolated grid: dx=5 mm, dy=5 mm

Device Reference Point: 0, 0, -6.3 mm

Reference Value = 86.15 V/m; Power Drift = 0.10 dB

Applied MIF = 3.63 dB

RF audio interference level = 39.88 dBV/m

Emission category: M4

MIF scaled E-field

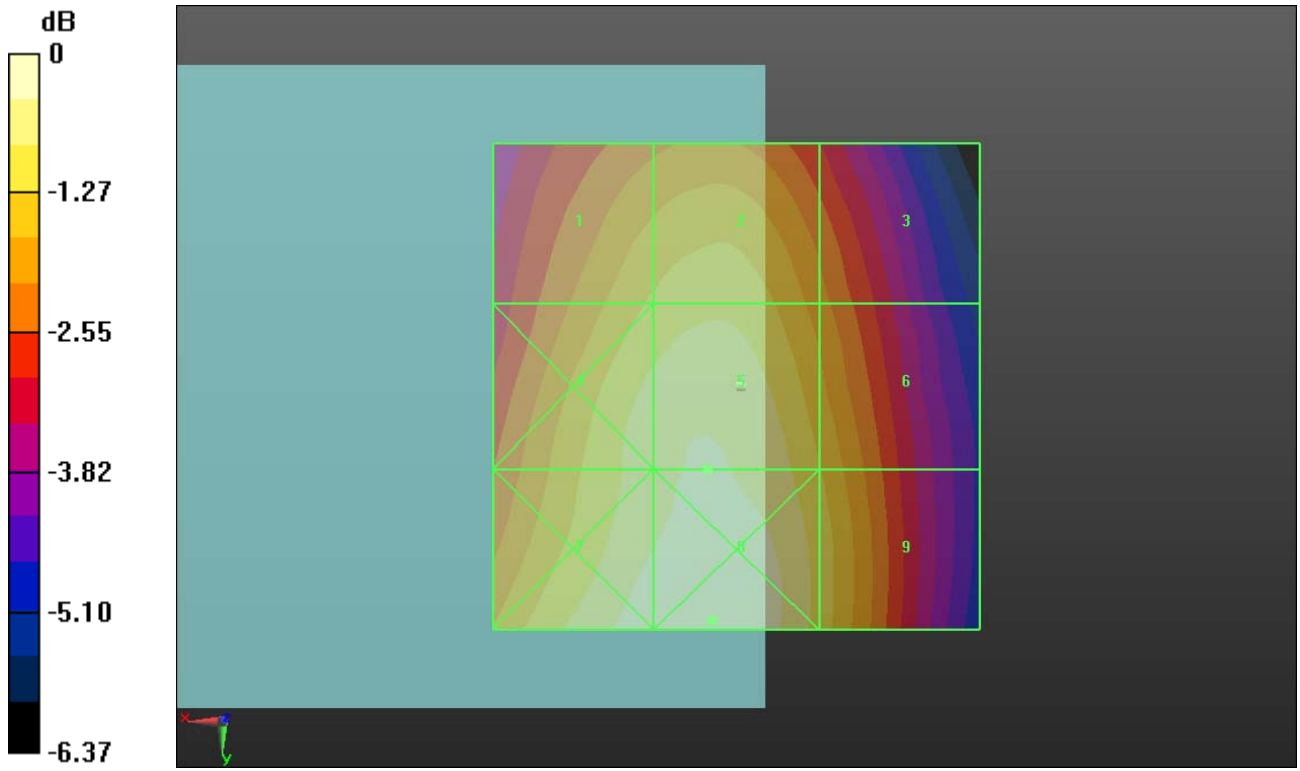
Grid 1 M4 39.07 dBV/m	Grid 2 M4 39.33 dBV/m	Grid 3 M4 38.35 dBV/m
Grid 4 M4 39.68 dBV/m	Grid 5 M4 39.88 dBV/m	Grid 6 M4 39.03 dBV/m
Grid 7 M3 40.11 dBV/m	Grid 8 M3 40.27 dBV/m	Grid 9 M4 39.27 dBV/m

Cursor:

Total = 40.27 dBV/m

E Category: M3

Location: 2.5, 24, 9.7 mm



0 dB = 103.1 V/m = 40.27 dBV/m

02 HAC RF_GSM835_GSM_Voice_Ch189_E_Battery 1_Top Receiver

Communication System: UID 10021 - DAA, GSM-FDD (TDMA, GMSK); Frequency: 836.6 MHz; Duty Cycle: 1:8.3

Medium: Air Medium parameters used: $\sigma = 0 \text{ S/m}$, $\epsilon_r = 1$; $\rho = 0 \text{ kg/m}^3$

Ambient Temperature : 23.6 °C

DASY5 Configuration:

- Probe: ER3DV6 - SN2476; ConvF(1, 1, 1); Calibrated: 2014.11.19;
- Sensor-Surface: (Fix Surface)
- Electronics: DAE4 Sn1210; Calibrated: 2014.05.19
- Phantom: HAC Test Arch with AMCC; Type: SD HAC P01 BA;
- Measurement SW: DASY52, Version 52.8 (8); SEMCAD X Version 14.6.10 (7331)

Ch189/Hearing Aid Compatibility Test (101x101x1): Interpolated grid: dx=5 mm, dy=5 mm

Device Reference Point: 0, 0, -6.3 mm

Reference Value = 85.88 V/m; Power Drift = 0.03 dB

Applied MIF = 3.63 dB

RF audio interference level = 39.87 dBV/m

Emission category: M4

MIF scaled E-field

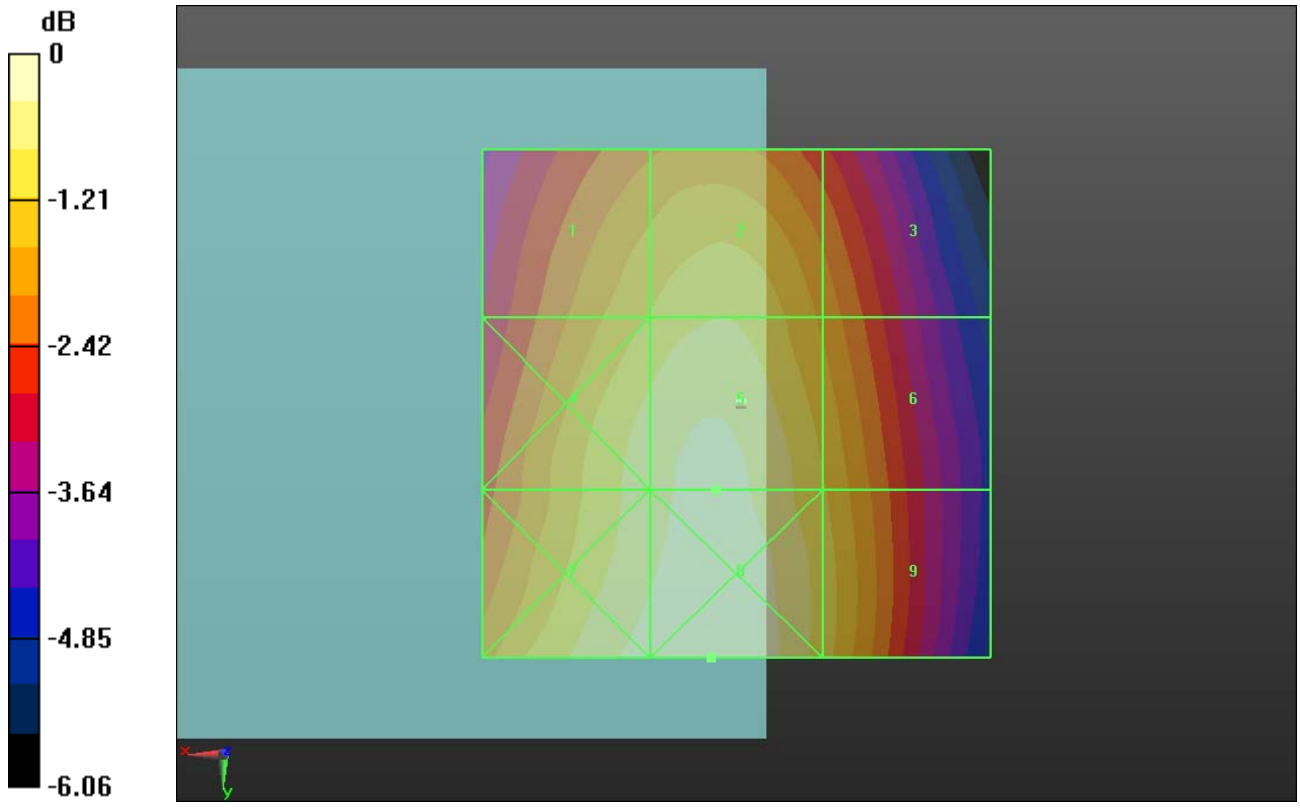
Grid 1 M4 38.98 dBV/m	Grid 2 M4 39.35 dBV/m	Grid 3 M4 38.45 dBV/m
Grid 4 M4 39.58 dBV/m	Grid 5 M4 39.87 dBV/m	Grid 6 M4 38.99 dBV/m
Grid 7 M4 39.95 dBV/m	Grid 8 M3 40.15 dBV/m	Grid 9 M4 39.2 dBV/m

Cursor:

Total = 40.15 dBV/m

E Category: M3

Location: 2.5, 25, 9.7 mm



0 dB = 101.8 V/m = 40.15 dBV/m

03 HAC RF_GSM835_GSM_Voice_Ch251_E_Battery 1_Top Receiver

Communication System: UID 10021 - DAA, GSM-FDD (TDMA, GMSK); Frequency: 848.6 MHz; Duty Cycle: 1:8.3

Medium: Air Medium parameters used: $\sigma = 0$ S/m, $\epsilon_r = 1$; $\rho = 0$ kg/m³

Ambient Temperature : 23.6 °C

DASY5 Configuration:

- Probe: ER3DV6 - SN2476; ConvF(1, 1, 1); Calibrated: 2014.11.19;
- Sensor-Surface: (Fix Surface)
- Electronics: DAE4 Sn1210; Calibrated: 2014.05.19
- Phantom: HAC Test Arch with AMCC; Type: SD HAC P01 BA;
- Measurement SW: DASY52, Version 52.8 (8); SEMCAD X Version 14.6.10 (7331)

Ch251/Hearing Aid Compatibility Test (101x101x1): Interpolated grid: dx=5 mm, dy=5 mm

Device Reference Point: 0, 0, -6.3 mm

Reference Value = 74.72 V/m; Power Drift = -0.10 dB

Applied MIF = 3.63 dB

RF audio interference level = 38.66 dBV/m

Emission category: M4

MIF scaled E-field

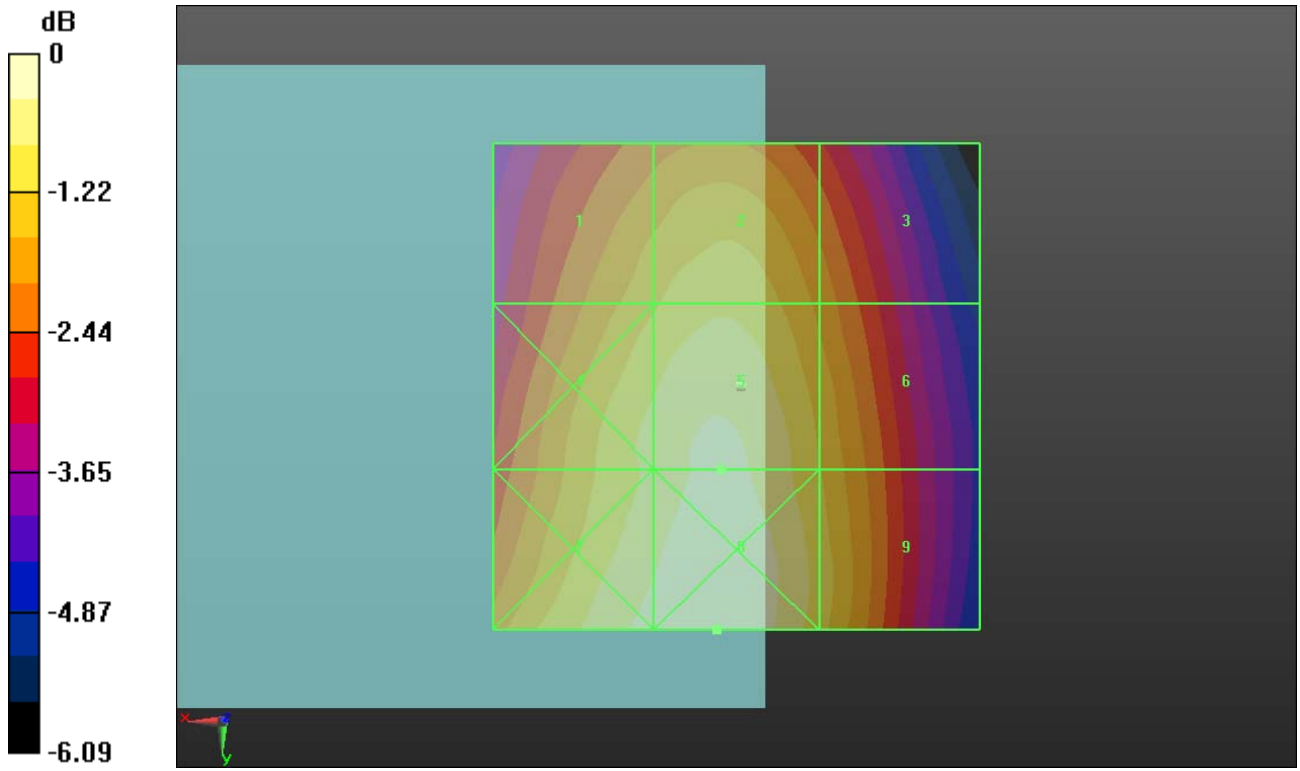
Grid 1 M4 37.71 dBV/m	Grid 2 M4 38.11 dBV/m	Grid 3 M4 37.26 dBV/m
Grid 4 M4 38.33 dBV/m	Grid 5 M4 38.66 dBV/m	Grid 6 M4 37.79 dBV/m
Grid 7 M4 38.73 dBV/m	Grid 8 M4 38.98 dBV/m	Grid 9 M4 38.03 dBV/m

Cursor:

Total = 38.98 dBV/m

E Category: M4

Location: 2, 25, 9.7 mm



0 dB = 88.92 V/m = 38.98 dBV/m

13 HAC RF_GSM850_GSM_Voice_Ch128_E_Battery 2_Top Receiver

Communication System: UID 10021 - DAA, GSM-FDD (TDMA, GMSK); Frequency: 824.2 MHz; Duty Cycle: 1:8.3

Medium: Air Medium parameters used: $\sigma = 0 \text{ S/m}$, $\epsilon_r = 1$; $\rho = 0 \text{ kg/m}^3$

Ambient Temperature : 23.6 °C

DASY5 Configuration:

- Probe: ER3DV6 - SN2476; ConvF(1, 1, 1); Calibrated: 2014.11.19;
- Sensor-Surface: (Fix Surface)
- Electronics: DAE4 Sn1210; Calibrated: 2014.05.19
- Phantom: HAC Test Arch with AMCC; Type: SD HAC P01 BA;
- Measurement SW: DASY52, Version 52.8 (8); SEMCAD X Version 14.6.10 (7331)

Ch128/Hearing Aid Compatibility Test (101x101x1): Interpolated grid: dx=0.5000 mm, dy=0.5000 mm

Device Reference Point: 0, 0, -6.3 mm

Reference Value = 94.90 V/m; Power Drift = 0.08 dB

Applied MIF = 3.63 dB

RF audio interference level = 40.60 dBV/m

Emission category: M3

MIF scaled E-field

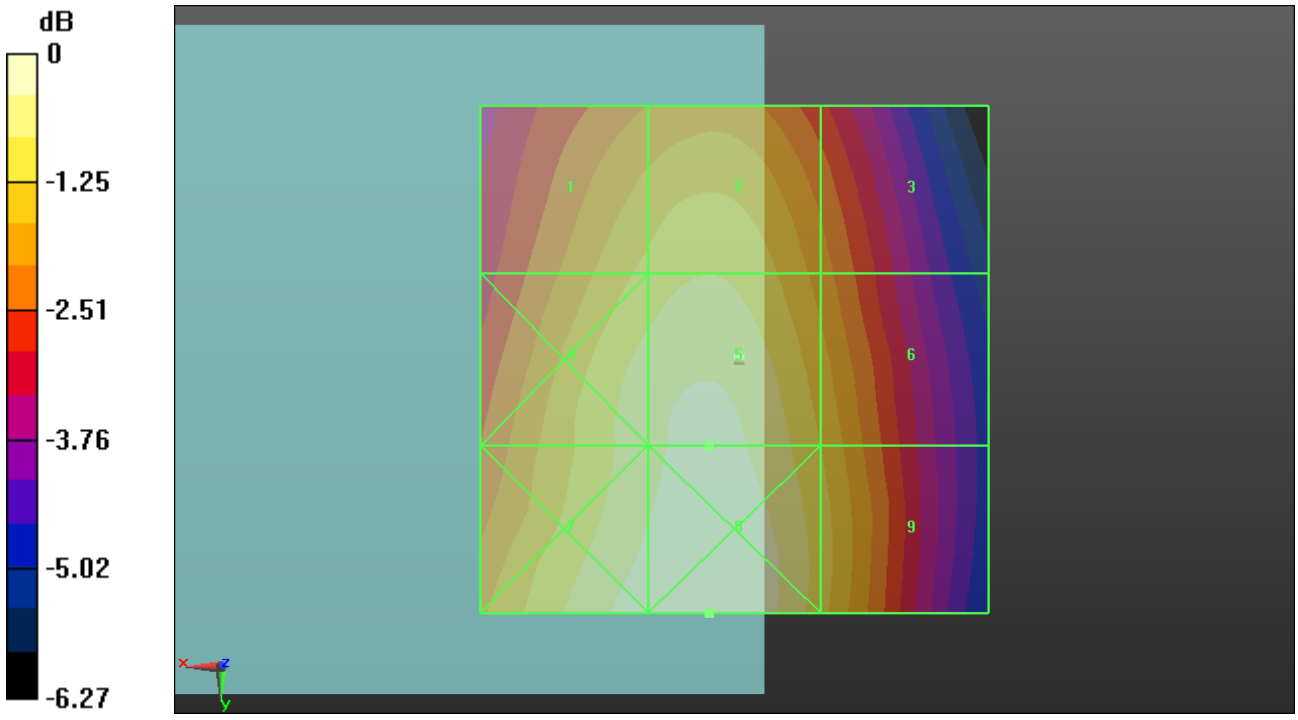
Grid 1 M4 39.78 dBV/m	Grid 2 M3 40.06 dBV/m	Grid 3 M4 39.04 dBV/m
Grid 4 M3 40.35 dBV/m	Grid 5 M3 40.6 dBV/m	Grid 6 M4 39.65 dBV/m
Grid 7 M3 40.74 dBV/m	Grid 8 M3 40.9 dBV/m	Grid 9 M4 39.88 dBV/m

Cursor:

Total = 40.90 dBV/m

E Category: M3

Location: 2.5, 25, 9.7 mm



0 dB = 110.9 V/m = 40.90 dBV/m

04 HAC RF_GSM1900_GSM_Voice_Ch512_E_Battery 1_Top Receiver

Communication System: UID 10021 - DAB, GSM-FDD (TDMA, GMSK); Frequency: 1850.2 MHz; Duty Cycle: 1:8.3

Medium: Air Medium parameters used: $\sigma = 0$ S/m, $\epsilon_r = 1$; $\rho = 0$ kg/m³

Ambient Temperature : 23.6 °C

DASY5 Configuration:

- Probe: ER3DV6 - SN2476; ConvF(1, 1, 1); Calibrated: 2014.11.19;
- Sensor-Surface: (Fix Surface)
- Electronics: DAE4 Sn1210; Calibrated: 2014.05.19
- Phantom: HAC Test Arch with AMCC; Type: SD HAC P01 BA;
- Measurement SW: DASY52, Version 52.8 (8); SEMCAD X Version 14.6.10 (7331)

Ch512/Hearing Aid Compatibility Test (101x101x1): Interpolated grid: dx=5 mm, dy=5 mm

Device Reference Point: 0, 0, -6.3 mm

Reference Value = 8.516 V/m; Power Drift = -0.04 dB

Applied MIF = 3.63 dB

RF audio interference level = 26.46 dBV/m

Emission category: M4

MIF scaled E-field

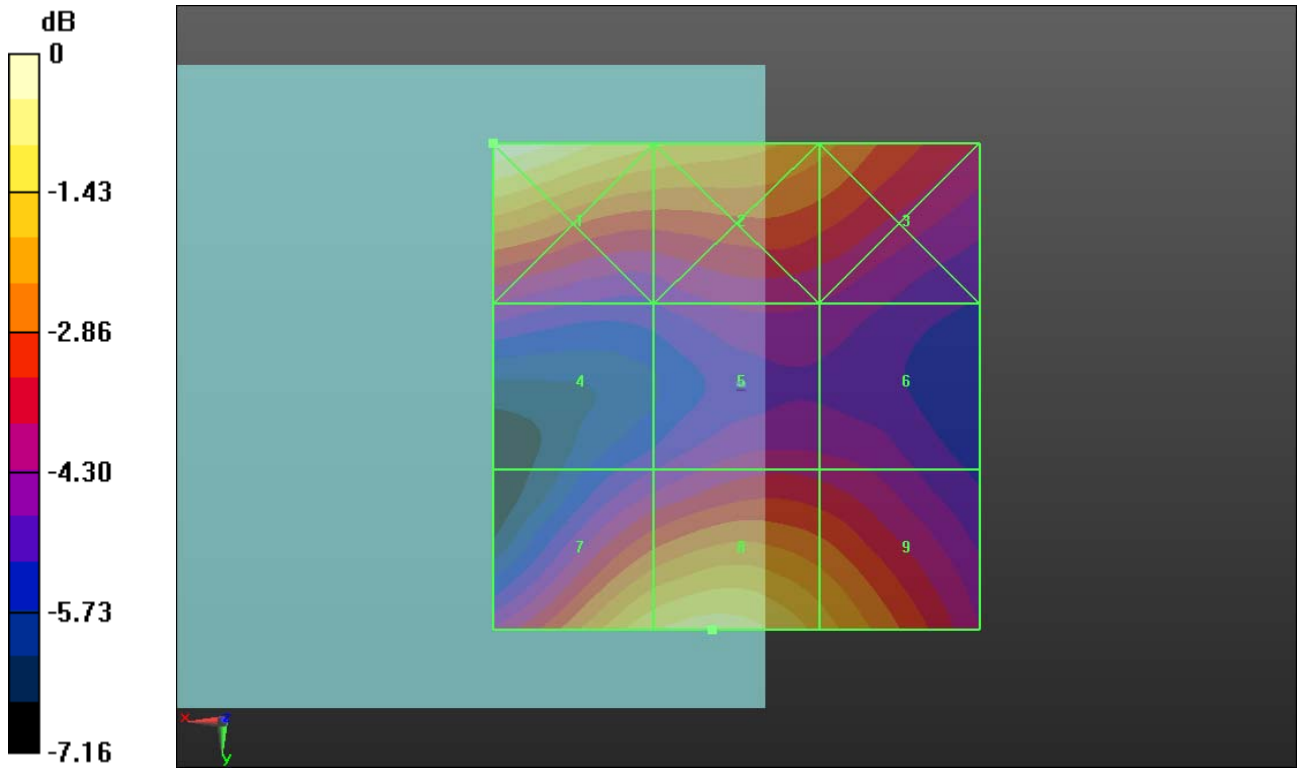
Grid 1 M4 27.14 dBV/m	Grid 2 M4 25.81 dBV/m	Grid 3 M4 24.94 dBV/m
Grid 4 M4 22.86 dBV/m	Grid 5 M4 23.26 dBV/m	Grid 6 M4 23.15 dBV/m
Grid 7 M4 26.15 dBV/m	Grid 8 M4 26.46 dBV/m	Grid 9 M4 25.54 dBV/m

Cursor:

Total = 27.14 dBV/m

E Category: M4

Location: 25, -25, 9.7 mm



0 dB = 22.75 V/m = 27.14 dBV/m

05 HAC RF_GSM1900_GSM_Voice_Ch661_E_Battery 1_Top Receiver

Communication System: UID 10021 - DAB, GSM-FDD (TDMA, GMSK); Frequency: 1880 MHz; Duty Cycle: 1:8.3

Medium: Air Medium parameters used: $\sigma = 0$ S/m, $\epsilon_r = 1$; $\rho = 0$ kg/m³

Ambient Temperature : 23.6 °C

DASY5 Configuration:

- Probe: ER3DV6 - SN2476; ConvF(1, 1, 1); Calibrated: 2014.11.19;
- Sensor-Surface: (Fix Surface)
- Electronics: DAE4 Sn1210; Calibrated: 2014.05.19
- Phantom: HAC Test Arch with AMCC; Type: SD HAC P01 BA;
- Measurement SW: DASY52, Version 52.8 (8); SEMCAD X Version 14.6.10 (7331)

Ch661/Hearing Aid Compatibility Test (101x101x1): Interpolated grid: dx=5 mm, dy=5 mm

Device Reference Point: 0, 0, -6.3 mm

Reference Value = 8.573 V/m; Power Drift = -0.05 dB

Applied MIF = 3.63 dB

RF audio interference level = 27.41 dBV/m

Emission category: M4

MIF scaled E-field

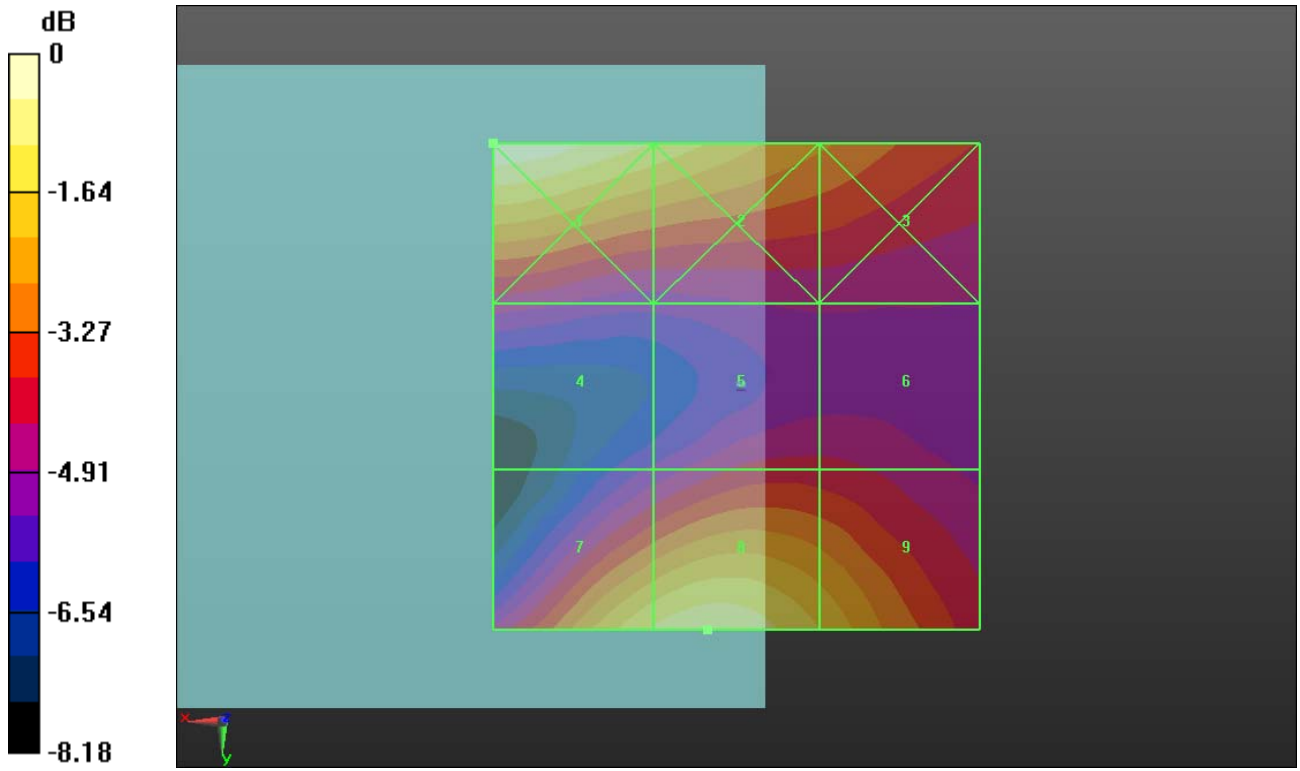
Grid 1 M4 28.03 dBV/m	Grid 2 M4 26.92 dBV/m	Grid 3 M4 25.44 dBV/m
Grid 4 M4 23.42 dBV/m	Grid 5 M4 23.95 dBV/m	Grid 6 M4 23.9 dBV/m
Grid 7 M4 27.03 dBV/m	Grid 8 M4 27.41 dBV/m	Grid 9 M4 26.41 dBV/m

Cursor:

Total = 28.03 dBV/m

E Category: M4

Location: 25, -25, 9.7 mm



0 dB = 25.21 V/m = 28.03 dBV/m

06 HAC RF_GSM1900_GSM_Voice_Ch810_E_Battery 1_Top Receiver

Communication System: UID 10021 - DAB, GSM-FDD (TDMA, GMSK); Frequency: 1909.8 MHz; Duty Cycle: 1:8.3

Medium: Air Medium parameters used: $\sigma = 0$ S/m, $\epsilon_r = 1$; $\rho = 0$ kg/m³

Ambient Temperature : 23.6 °C

DASY5 Configuration:

- Probe: ER3DV6 - SN2476; ConvF(1, 1, 1); Calibrated: 2014.11.19;
- Sensor-Surface: (Fix Surface)
- Electronics: DAE4 Sn1210; Calibrated: 2014.05.19
- Phantom: HAC Test Arch with AMCC; Type: SD HAC P01 BA;
- Measurement SW: DASY52, Version 52.8 (8); SEMCAD X Version 14.6.10 (7331)

Ch810/Hearing Aid Compatibility Test (101x101x1): Interpolated grid: dx=5 mm, dy=5 mm

Device Reference Point: 0, 0, -6.3 mm

Reference Value = 8.114 V/m; Power Drift = 0.00 dB

Applied MIF = 3.63 dB

RF audio interference level = 26.94 dBV/m

Emission category: M4

MIF scaled E-field

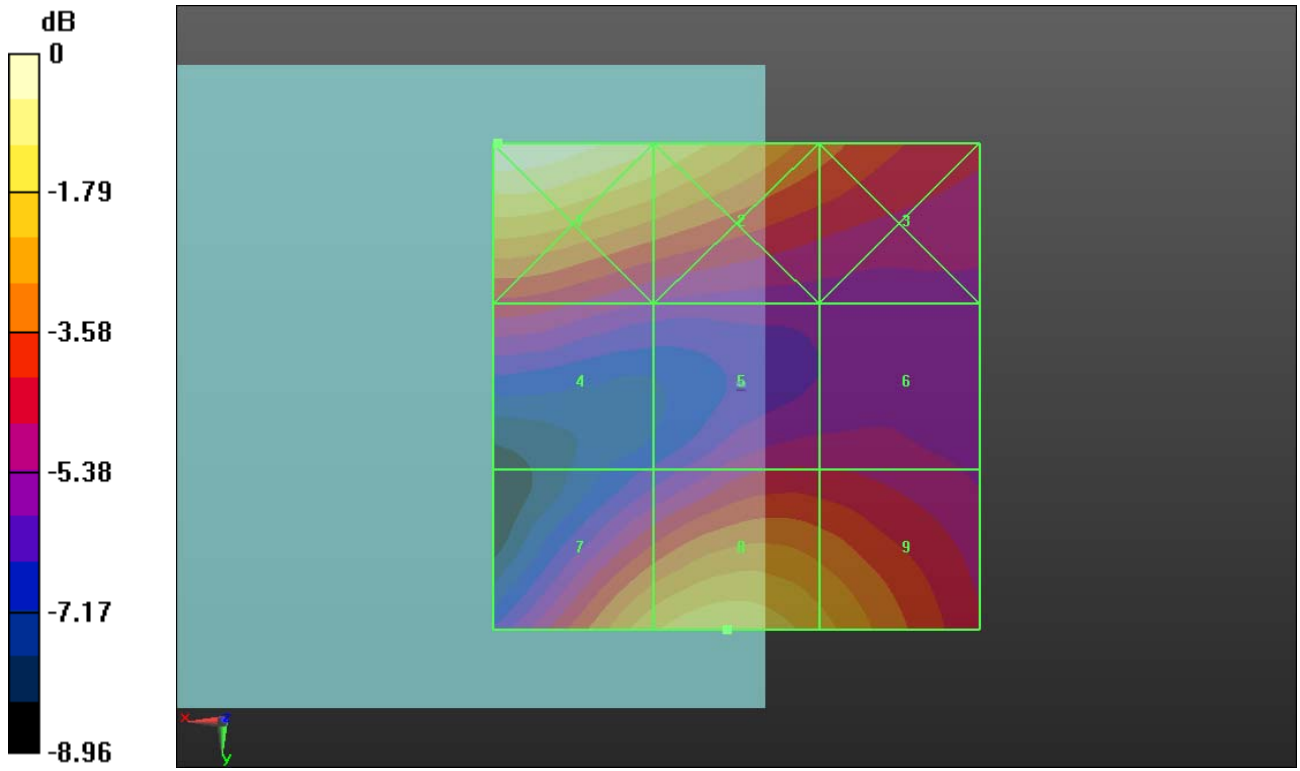
Grid 1 M4 28.23 dBV/m	Grid 2 M4 27.17 dBV/m	Grid 3 M4 24.99 dBV/m
Grid 4 M4 23.88 dBV/m	Grid 5 M4 23.54 dBV/m	Grid 6 M4 23.5 dBV/m
Grid 7 M4 26.37 dBV/m	Grid 8 M4 26.94 dBV/m	Grid 9 M4 26.12 dBV/m

Cursor:

Total = 28.23 dBV/m

E Category: M4

Location: 24.5, -25, 9.7 mm



0 dB = 25.80 V/m = 28.23 dBV/m

14 HAC RF_GSM1900_GSM_Voice_Ch661_E_Battery 2_Top Receiver

Communication System: UID 10021 - DAB, GSM-FDD (TDMA, GMSK); Frequency: 1880 MHz; Duty Cycle: 1:8.3

Medium: Air Medium parameters used: $\sigma = 0$ S/m, $\epsilon_r = 1$; $\rho = 0$ kg/m³

Ambient Temperature : 23.6 °C

DASY5 Configuration:

- Probe: ER3DV6 - SN2476; ConvF(1, 1, 1); Calibrated: 2014.11.19;
- Sensor-Surface: (Fix Surface)
- Electronics: DAE4 Sn1210; Calibrated: 2014.05.19
- Phantom: HAC Test Arch with AMCC; Type: SD HAC P01 BA;
- Measurement SW: DASY52, Version 52.8 (8); SEMCAD X Version 14.6.10 (7331)

Ch661/Hearing Aid Compatibility Test (101x101x1): Interpolated grid: dx=0.5000 mm, dy=0.5000 mm

Device Reference Point: 0, 0, -6.3 mm

Reference Value = 7.691 V/m; Power Drift = 0.08 dB

Applied MIF = 3.63 dB

RF audio interference level = 26.44 dBV/m

Emission category: M4

MIF scaled E-field

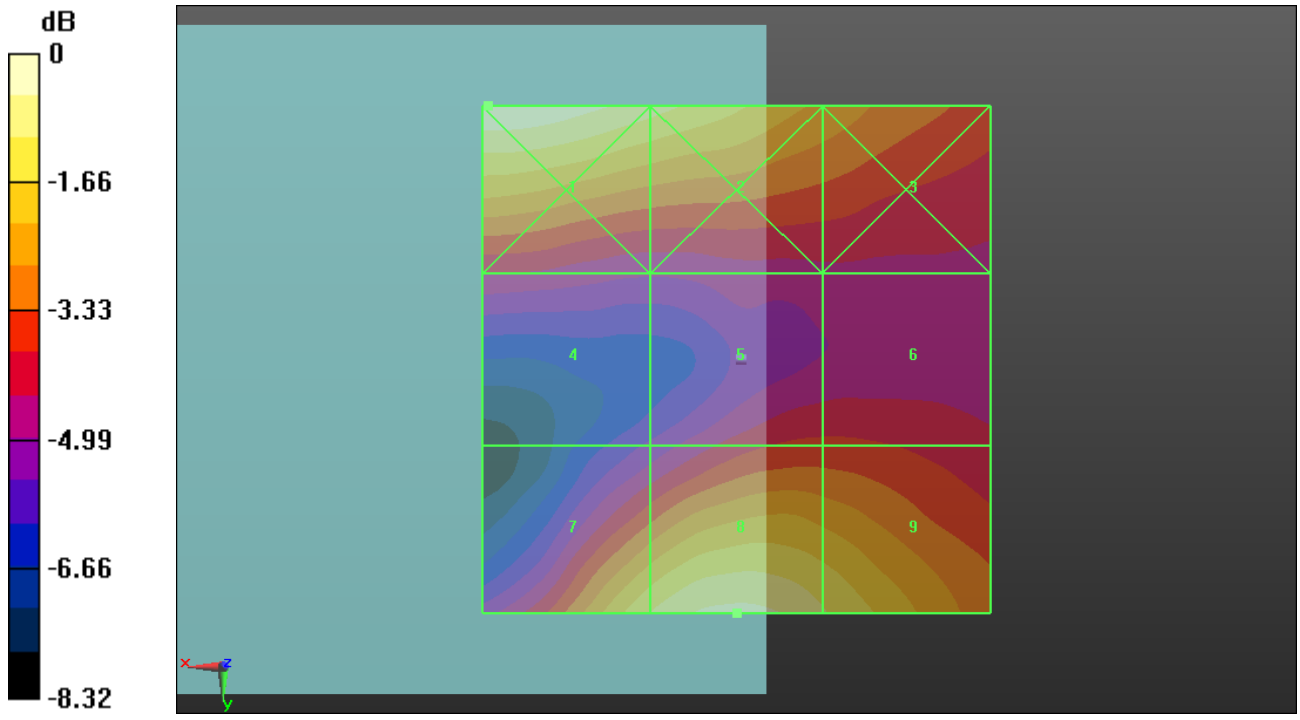
Grid 1 M4 26.84 dBV/m	Grid 2 M4 26 dBV/m	Grid 3 M4 24.53 dBV/m
Grid 4 M4 22.44 dBV/m	Grid 5 M4 23.13 dBV/m	Grid 6 M4 23.13 dBV/m
Grid 7 M4 25.75 dBV/m	Grid 8 M4 26.44 dBV/m	Grid 9 M4 25.81 dBV/m

Cursor:

Total = 26.84 dBV/m

E Category: M4

Location: 24.5, -25, 9.7 mm



0 dB = 21.99 V/m = 26.84 dBV/m

07 HAC RF_GSM835_GSM_Voice_Ch128_E_Battery 1_Bottom Receiver

Communication System: UID 10021 - DAA, GSM-FDD (TDMA, GMSK); Frequency: 824.2 MHz; Duty Cycle: 1:8.3

Medium: Air Medium parameters used: $\sigma = 0 \text{ S/m}$, $\epsilon_r = 1$; $\rho = 0 \text{ kg/m}^3$

Ambient Temperature : 23.6 °C

DASY5 Configuration:

- Probe: ER3DV6 - SN2476; ConvF(1, 1, 1); Calibrated: 2014.11.19;
- Sensor-Surface: (Fix Surface)
- Electronics: DAE4 Sn1210; Calibrated: 2014.05.19
- Phantom: HAC Test Arch with AMCC; Type: SD HAC P01 BA;
- Measurement SW: DASY52, Version 52.8 (8); SEMCAD X Version 14.6.10 (7331)

Ch128/Hearing Aid Compatibility Test (101x101x1): Interpolated grid: dx=5 mm, dy=5 mm

Device Reference Point: 0, 0, -6.3 mm

Reference Value = 161.0 V/m; Power Drift = 0.13 dB

Applied MIF = 3.63 dB

RF audio interference level = 43.62 dBV/m

Emission category: M3

MIF scaled E-field

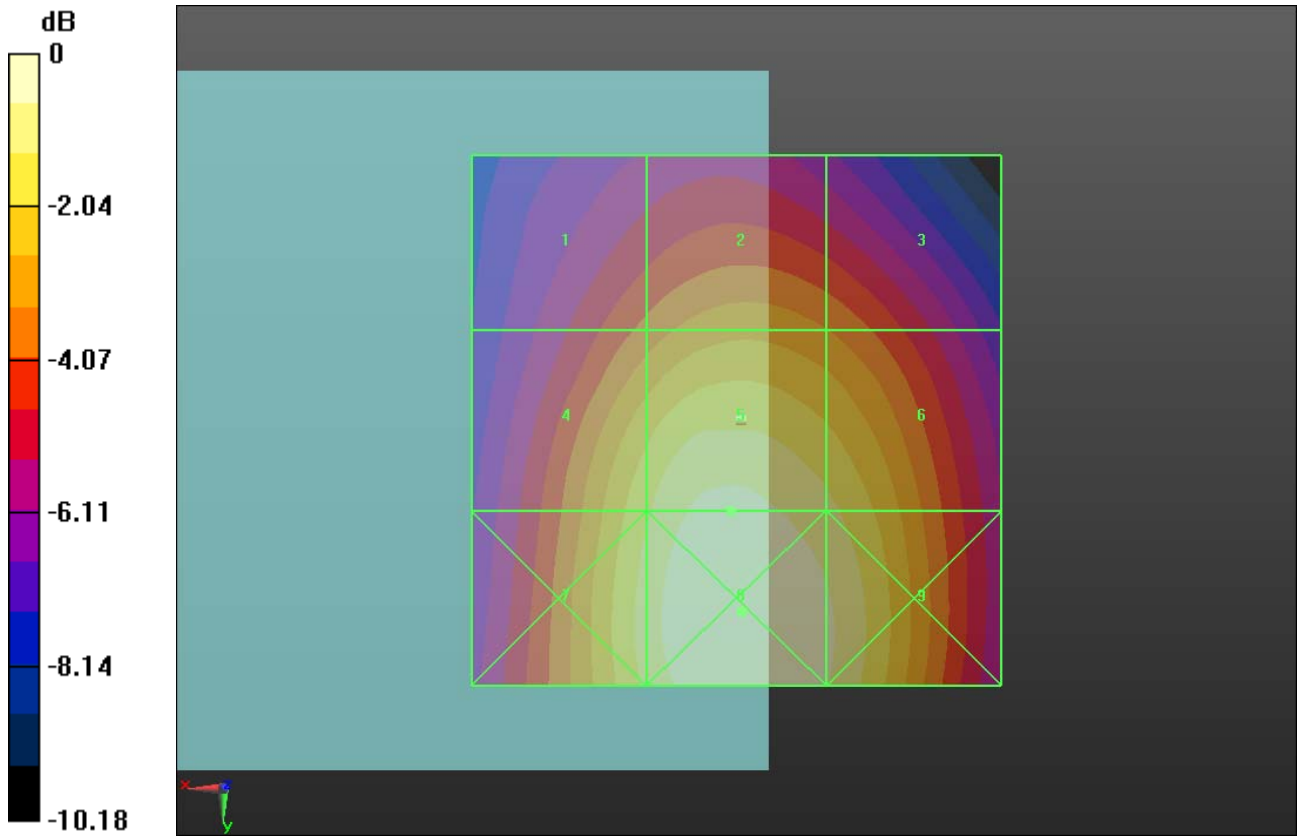
Grid 1 M3 40.33 dBV/m	Grid 2 M3 41.27 dBV/m	Grid 3 M3 40.79 dBV/m
Grid 4 M3 42.68 dBV/m	Grid 5 M3 43.62 dBV/m	Grid 6 M3 42.99 dBV/m
Grid 7 M3 43.11 dBV/m	Grid 8 M3 44.14 dBV/m	Grid 9 M3 43.6 dBV/m

Cursor:

Total = 44.14 dBV/m

E Category: M3

Location: -0.5, 18, 9.7 mm



0 dB = 161.1 V/m = 44.14 dBV/m

08 HAC RF_GSM835_GSM_Voice_Ch189_E_Battery 1_Bottom Receiver

Communication System: UID 10021 - DAA, GSM-FDD (TDMA, GMSK); Frequency: 836.6 MHz; Duty Cycle: 1:8.3

Medium: Air Medium parameters used: $\sigma = 0 \text{ S/m}$, $\epsilon_r = 1$; $\rho = 0 \text{ kg/m}^3$

Ambient Temperature : 23.6 °C

DASY5 Configuration:

- Probe: ER3DV6 - SN2476; ConvF(1, 1, 1); Calibrated: 2014.11.19;
- Sensor-Surface: (Fix Surface)
- Electronics: DAE4 Sn1210; Calibrated: 2014.05.19
- Phantom: HAC Test Arch with AMCC; Type: SD HAC P01 BA;
- Measurement SW: DASY52, Version 52.8 (8); SEMCAD X Version 14.6.10 (7331)

Ch189/Hearing Aid Compatibility Test (101x101x1): Interpolated grid: dx=5 mm, dy=5 mm

Device Reference Point: 0, 0, -6.3 mm

Reference Value = 151.7 V/m; Power Drift = -0.04 dB

Applied MIF = 3.63 dB

RF audio interference level = 43.05 dBV/m

Emission category: M3

MIF scaled E-field

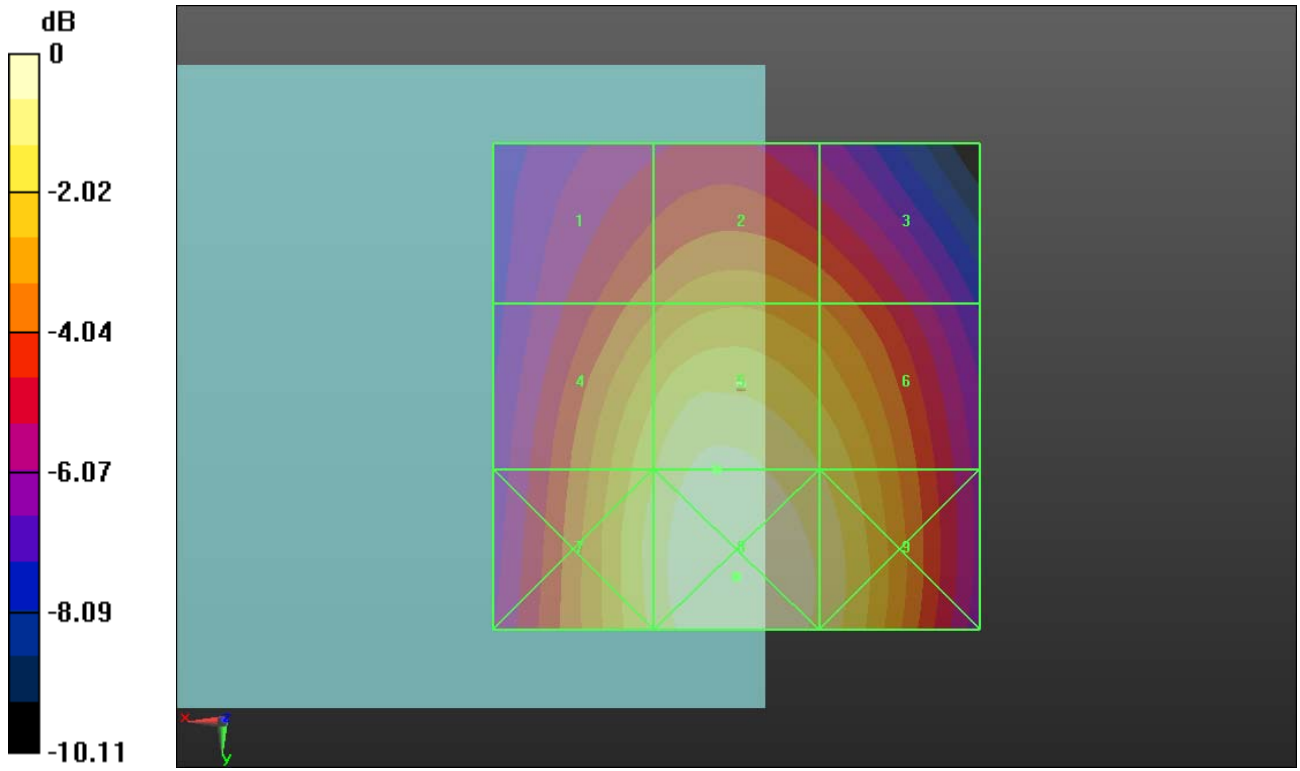
Grid 1 M3 40.01 dBV/m	Grid 2 M3 40.8 dBV/m	Grid 3 M3 40.2 dBV/m
Grid 4 M3 42.14 dBV/m	Grid 5 M3 43.05 dBV/m	Grid 6 M3 42.24 dBV/m
Grid 7 M3 42.52 dBV/m	Grid 8 M3 43.55 dBV/m	Grid 9 M3 42.82 dBV/m

Cursor:

Total = 43.55 dBV/m

E Category: M3

Location: 0, 19.5, 9.7 mm



0 dB = 150.4 V/m = 43.54 dBV/m

09 HAC RF_GSM835_GSM_Voice_Ch251_E_Battery 1_Bottom Receiver

Communication System: UID 10021 - DAA, GSM-FDD (TDMA, GMSK); Frequency: 848.6 MHz; Duty Cycle: 1:8.3

Medium: Air Medium parameters used: $\sigma = 0$ S/m, $\epsilon_r = 1$; $\rho = 0$ kg/m³

Ambient Temperature : 23.6 °C

DASY5 Configuration:

- Probe: ER3DV6 - SN2476; ConvF(1, 1, 1); Calibrated: 2014.11.19;
- Sensor-Surface: (Fix Surface)
- Electronics: DAE4 Sn1210; Calibrated: 2014.05.19
- Phantom: HAC Test Arch with AMCC; Type: SD HAC P01 BA;
- Measurement SW: DASY52, Version 52.8 (8); SEMCAD X Version 14.6.10 (7331)

Ch251/Hearing Aid Compatibility Test (101x101x1): Interpolated grid: dx=5 mm, dy=5 mm

Device Reference Point: 0, 0, -6.3 mm

Reference Value = 130.9 V/m; Power Drift = 0.01 dB

Applied MIF = 3.63 dB

RF audio interference level = 41.72 dBV/m

Emission category: M3

MIF scaled E-field

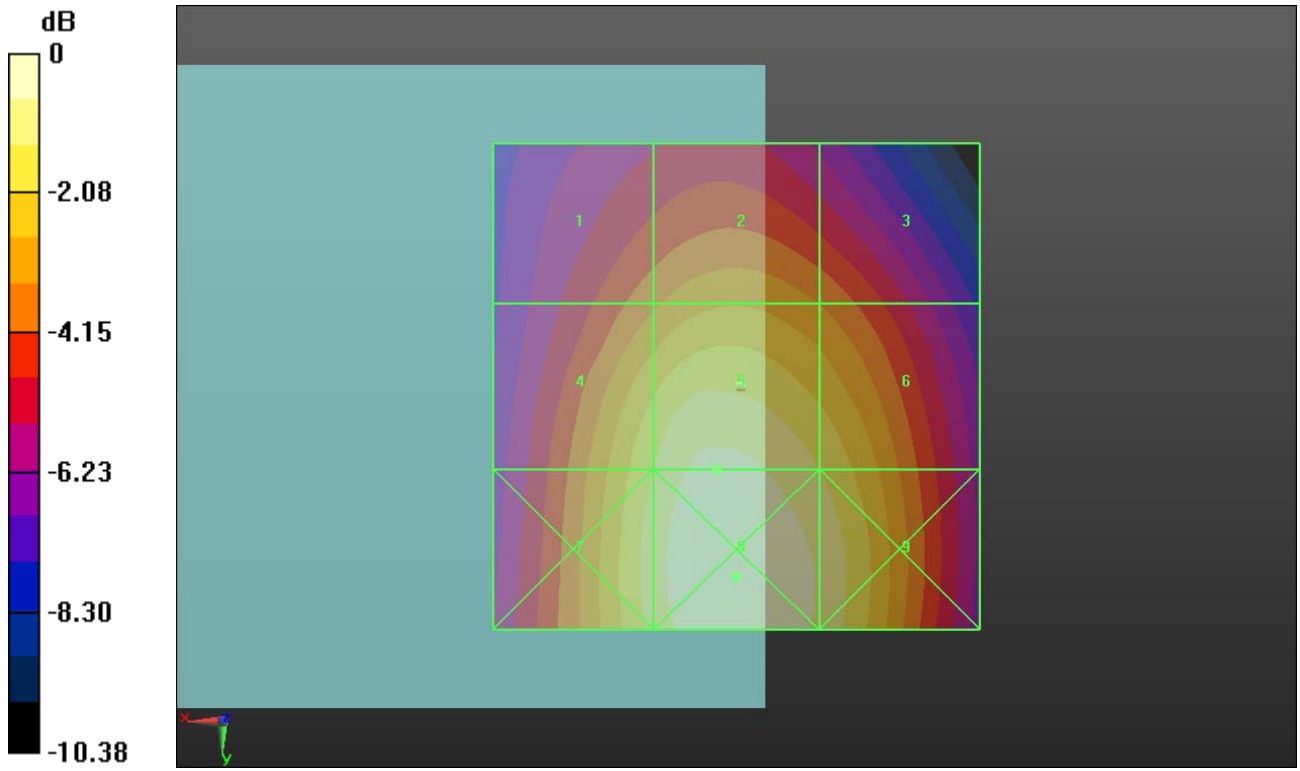
Grid 1 M4 38.63 dBV/m	Grid 2 M4 39.42 dBV/m	Grid 3 M4 38.76 dBV/m
Grid 4 M3 40.84 dBV/m	Grid 5 M3 41.72 dBV/m	Grid 6 M3 40.83 dBV/m
Grid 7 M3 41.21 dBV/m	Grid 8 M3 42.21 dBV/m	Grid 9 M3 41.46 dBV/m

Cursor:

Total = 42.21 dBV/m

E Category: M3

Location: 0, 19.5, 9.7 mm



0 dB = 129.0 V/m = 42.21 dBV/m

15 HAC RF_GSM850_GSM_Voice_Ch128_E_Battery 2_Bottom Receiver

Communication System: UID 10021 - DAA, GSM-FDD (TDMA, GMSK); Frequency: 824.2 MHz; Duty Cycle: 1:8.3

Medium: Air Medium parameters used: $\sigma = 0$ S/m, $\epsilon_r = 1$; $\rho = 0$ kg/m³

Ambient Temperature : 23.6 °C

DASY5 Configuration:

- Probe: ER3DV6 - SN2476; ConvF(1, 1, 1); Calibrated: 2014.11.19;
- Sensor-Surface: (Fix Surface)
- Electronics: DAE4 Sn1210; Calibrated: 2014.05.19
- Phantom: HAC Test Arch with AMCC; Type: SD HAC P01 BA;
- Measurement SW: DASY52, Version 52.8 (8); SEMCAD X Version 14.6.10 (7331)

Ch128/Hearing Aid Compatibility Test (101x101x1): Interpolated grid: dx=0.5000 mm, dy=0.5000 mm

Device Reference Point: 0, 0, -6.3 mm

Reference Value = 165.3 V/m; Power Drift = -0.02 dB

Applied MIF = 3.63 dB

RF audio interference level = 43.77 dBV/m

Emission category: M3

MIF scaled E-field

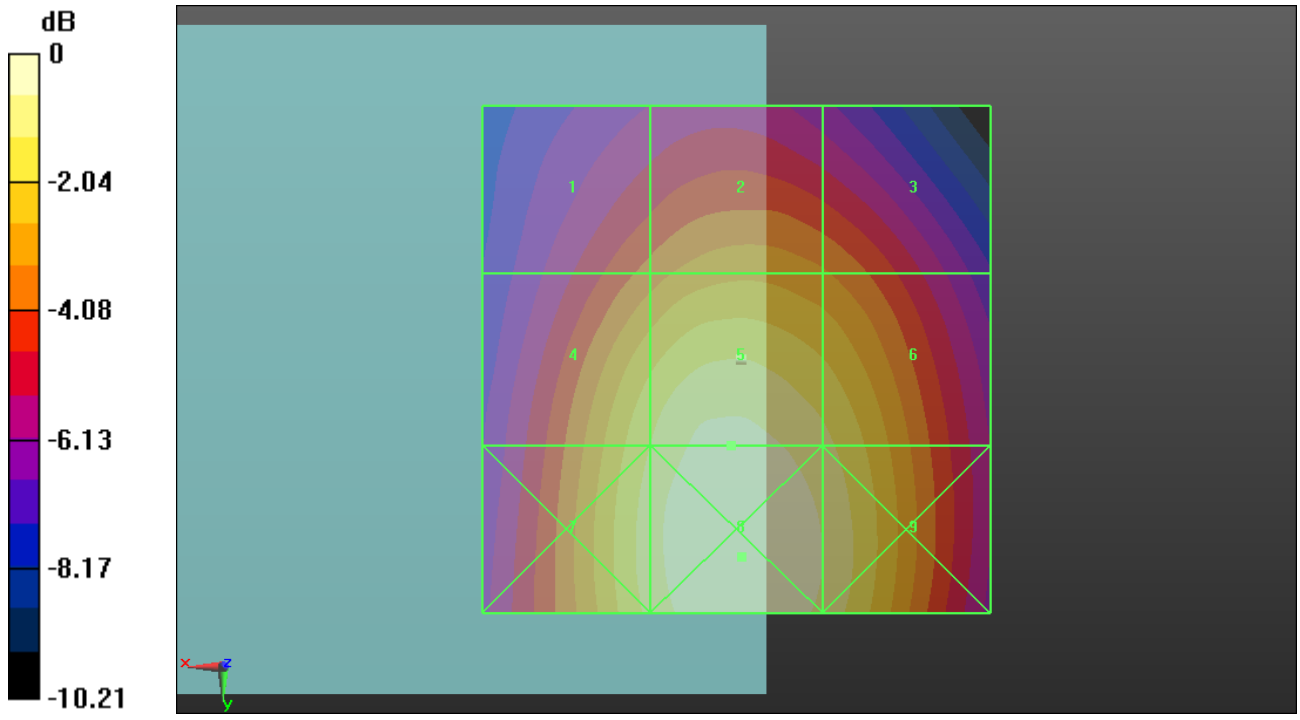
Grid 1 M3 40.51 dBV/m	Grid 2 M3 41.42 dBV/m	Grid 3 M3 40.97 dBV/m
Grid 4 M3 42.92 dBV/m	Grid 5 M3 43.77 dBV/m	Grid 6 M3 43.12 dBV/m
Grid 7 M3 43.3 dBV/m	Grid 8 M3 44.27 dBV/m	Grid 9 M3 43.6 dBV/m

Cursor:

Total = 44.27 dBV/m

E Category: M3

Location: -0.5, 19.5, 9.7 mm



0 dB = 163.4 V/m = 44.27 dBV/m

10 HAC RF_GSM1900_GSM_Voice_Ch512_E_Battery 1_Bottom Receiver

Communication System: UID 10021 - DAB, GSM-FDD (TDMA, GMSK); Frequency: 1850.2 MHz; Duty Cycle: 1:8.3

Medium: Air Medium parameters used: $\sigma = 0 \text{ S/m}$, $\epsilon_r = 1$; $\rho = 0 \text{ kg/m}^3$

Ambient Temperature : 23.6 °C

DASY5 Configuration:

- Probe: ER3DV6 - SN2476; ConvF(1, 1, 1); Calibrated: 2014.11.19;
- Sensor-Surface: (Fix Surface)
- Electronics: DAE4 Sn1210; Calibrated: 2014.05.19
- Phantom: HAC Test Arch with AMCC; Type: SD HAC P01 BA;
- Measurement SW: DASY52, Version 52.8 (8); SEMCAD X Version 14.6.10 (7331)

Ch512/Hearing Aid Compatibility Test (101x101x1): Interpolated grid: dx=5 mm, dy=5 mm

Device Reference Point: 0, 0, -6.3 mm

Reference Value = 36.27 V/m; Power Drift = 0.12 dB

Applied MIF = 3.63 dB

RF audio interference level = 33.16 dBV/m

Emission category: M3

MIF scaled E-field

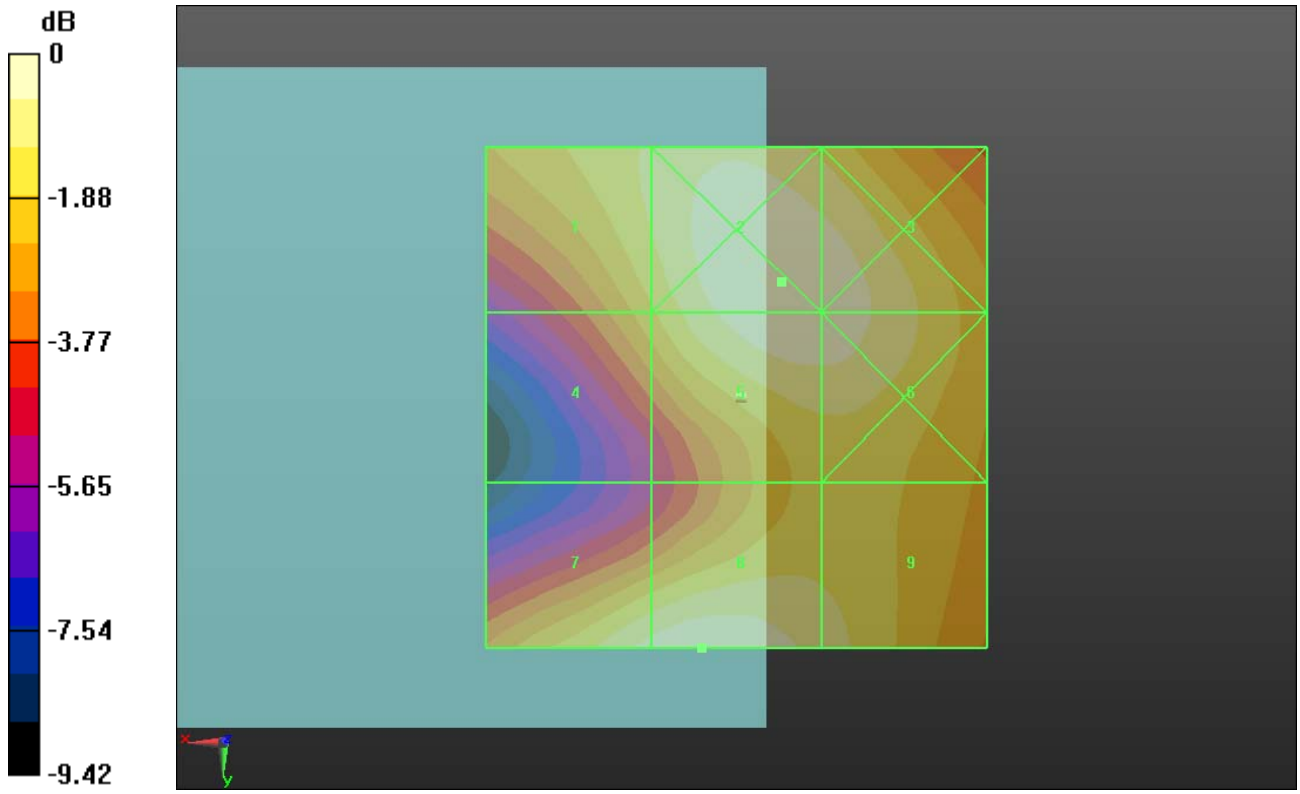
Grid 1 M3 32.07 dBV/m	Grid 2 M3 33.18 dBV/m	Grid 3 M3 33.05 dBV/m
Grid 4 M3 31.18 dBV/m	Grid 5 M3 33.09 dBV/m	Grid 6 M3 33.02 dBV/m
Grid 7 M3 32.79 dBV/m	Grid 8 M3 33.16 dBV/m	Grid 9 M3 32.29 dBV/m

Cursor:

Total = 33.18 dBV/m

E Category: M3

Location: -4.5, -11.5, 9.7 mm



0 dB = 45.62 V/m = 33.18 dBV/m

11 HAC RF_GSM1900_GSM_Voice_Ch661_E_Battery 1_Bottom Receiver

Communication System: UID 10021 - DAB, GSM-FDD (TDMA, GMSK); Frequency: 1880 MHz; Duty Cycle: 1:8.3

Medium: Air Medium parameters used: $\sigma = 0 \text{ S/m}$, $\epsilon_r = 1$; $\rho = 0 \text{ kg/m}^3$

Ambient Temperature : 23.6 °C

DASY5 Configuration:

- Probe: ER3DV6 - SN2476; ConvF(1, 1, 1); Calibrated: 2014.11.19;
- Sensor-Surface: (Fix Surface)
- Electronics: DAE4 Sn1210; Calibrated: 2014.05.19
- Phantom: HAC Test Arch with AMCC; Type: SD HAC P01 BA;
- Measurement SW: DASY52, Version 52.8 (8); SEMCAD X Version 14.6.10 (7331)

Ch661/Hearing Aid Compatibility Test (101x101x1): Interpolated grid: dx=5 mm, dy=5 mm

Device Reference Point: 0, 0, -6.3 mm

Reference Value = 38.09 V/m; Power Drift = -0.00 dB

Applied MIF = 3.63 dB

RF audio interference level = 33.42 dBV/m

Emission category: M3

MIF scaled E-field

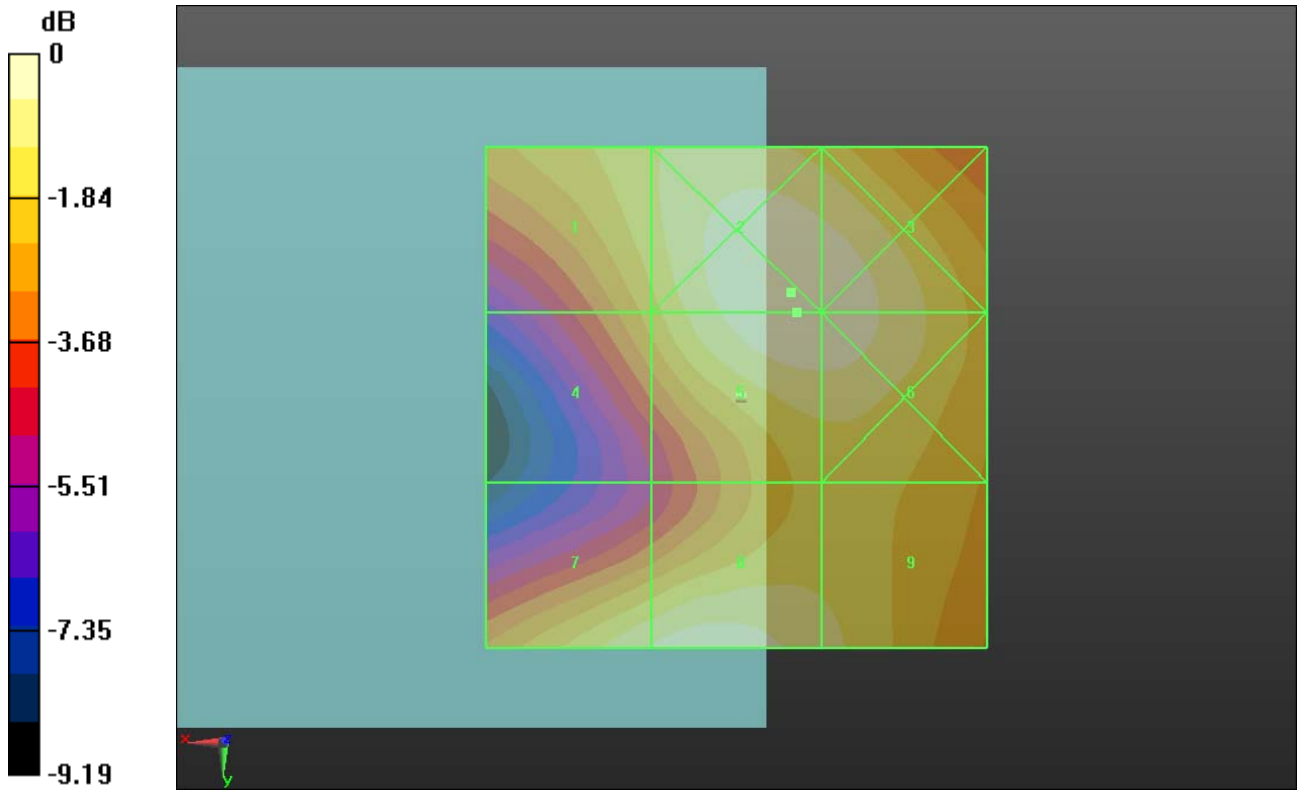
Grid 1 M3 32.16 dBV/m	Grid 2 M3 33.47 dBV/m	Grid 3 M3 33.39 dBV/m
Grid 4 M3 31.36 dBV/m	Grid 5 M3 33.42 dBV/m	Grid 6 M3 33.37 dBV/m
Grid 7 M3 32.95 dBV/m	Grid 8 M3 33.28 dBV/m	Grid 9 M3 32.52 dBV/m

Cursor:

Total = 33.47 dBV/m

E Category: M3

Location: -5.5, -10.5, 9.7 mm



0 dB = 47.18 V/m = 33.48 dBV/m

12 HAC RF_GSM1900_GSM_Voice_Ch810_E_Battery 1_Bottom Receiver

Communication System: UID 10021 - DAB, GSM-FDD (TDMA, GMSK); Frequency: 1909.8 MHz; Duty Cycle: 1:8.3

Medium: Air Medium parameters used: $\sigma = 0 \text{ S/m}$, $\epsilon_r = 1$; $\rho = 0 \text{ kg/m}^3$

Ambient Temperature : 23.6 °C

DASY5 Configuration:

- Probe: ER3DV6 - SN2476; ConvF(1, 1, 1); Calibrated: 2014.11.19;
- Sensor-Surface: (Fix Surface)
- Electronics: DAE4 Sn1210; Calibrated: 2014.05.19
- Phantom: HAC Test Arch with AMCC; Type: SD HAC P01 BA;
- Measurement SW: DASY52, Version 52.8 (8); SEMCAD X Version 14.6.10 (7331)

Ch810/Hearing Aid Compatibility Test (101x101x1): Interpolated grid: dx=5 mm, dy=5 mm

Device Reference Point: 0, 0, -6.3 mm

Reference Value = 38.56 V/m; Power Drift = 0.04 dB

Applied MIF = 3.63 dB

RF audio interference level = 33.48 dBV/m

Emission category: M3

MIF scaled E-field

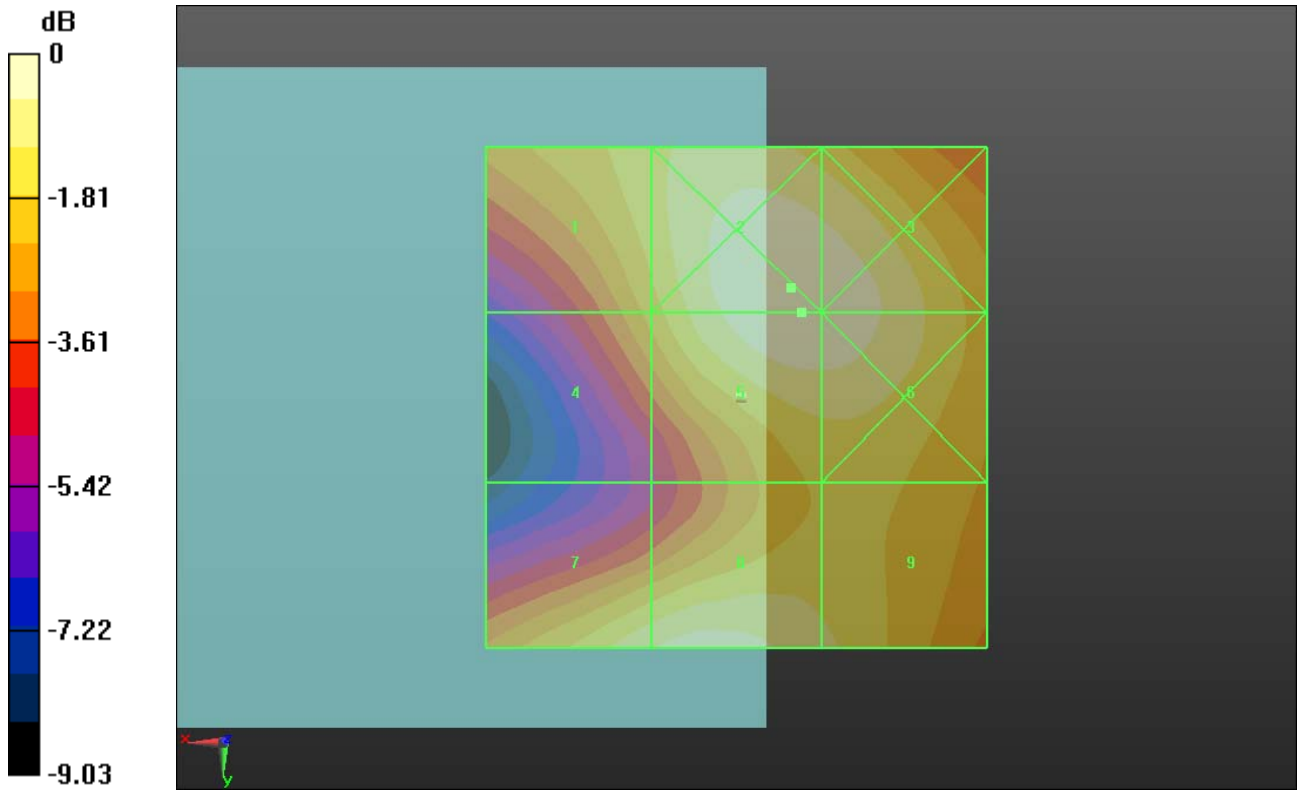
Grid 1 M3 32.14 dBV/m	Grid 2 M3 33.53 dBV/m	Grid 3 M3 33.46 dBV/m
Grid 4 M3 31.38 dBV/m	Grid 5 M3 33.48 dBV/m	Grid 6 M3 33.44 dBV/m
Grid 7 M3 32.87 dBV/m	Grid 8 M3 33.23 dBV/m	Grid 9 M3 32.51 dBV/m

Cursor:

Total = 33.53 dBV/m

E Category: M3

Location: -5.5, -11, 9.7 mm



0 dB = 47.46 V/m = 33.53 dBV/m

16 HAC RF_GSM1900_GSM_Voice_Ch810_E_Battery 2_Bottom Receiver

Communication System: UID 10021 - DAB, GSM-FDD (TDMA, GMSK); Frequency: 1909.8 MHz; Duty Cycle: 1:8.3

Medium: Air Medium parameters used: $\sigma = 0$ S/m, $\epsilon_r = 1$; $\rho = 0$ kg/m³

Ambient Temperature : 23.6 °C

DASY5 Configuration:

- Probe: ER3DV6 - SN2476; ConvF(1, 1, 1); Calibrated: 2014.11.19;
- Sensor-Surface: (Fix Surface)
- Electronics: DAE4 Sn1210; Calibrated: 2014.05.19
- Phantom: HAC Test Arch with AMCC; Type: SD HAC P01 BA;
- Measurement SW: DASY52, Version 52.8 (8); SEMCAD X Version 14.6.10 (7331)

Ch810/Hearing Aid Compatibility Test (101x101x1): Interpolated grid: dx=0.5000 mm, dy=0.5000 mm

Device Reference Point: 0, 0, -6.3 mm

Reference Value = 38.35 V/m; Power Drift = 0.04 dB

Applied MIF = 3.63 dB

RF audio interference level = 33.24 dBV/m

Emission category: M3

MIF scaled E-field


Grid 1 M3 31.74 dBV/m	Grid 2 M3 33.26 dBV/m	Grid 3 M3 33.17 dBV/m
Grid 4 M3 31.25 dBV/m	Grid 5 M3 33.24 dBV/m	Grid 6 M3 33.17 dBV/m
Grid 7 M3 32.11 dBV/m	Grid 8 M3 32.51 dBV/m	Grid 9 M3 31.99 dBV/m

Cursor:

Total = 33.26 dBV/m

E Category: M3

Location: -5.5, -10.5, 9.7 mm



0 dB = 46.04 V/m = 33.26 dBV/m