



Appendix D. Test Setup Photos



Bottom Face, Test Separation 0 cm




Bottom Face, Test Separation 1.0 cm



Edge1, Test Separation 0 cm



Edge1, Test Separation 1.0 cm



Curved surface of Edge 1, Test Separation 0 cm



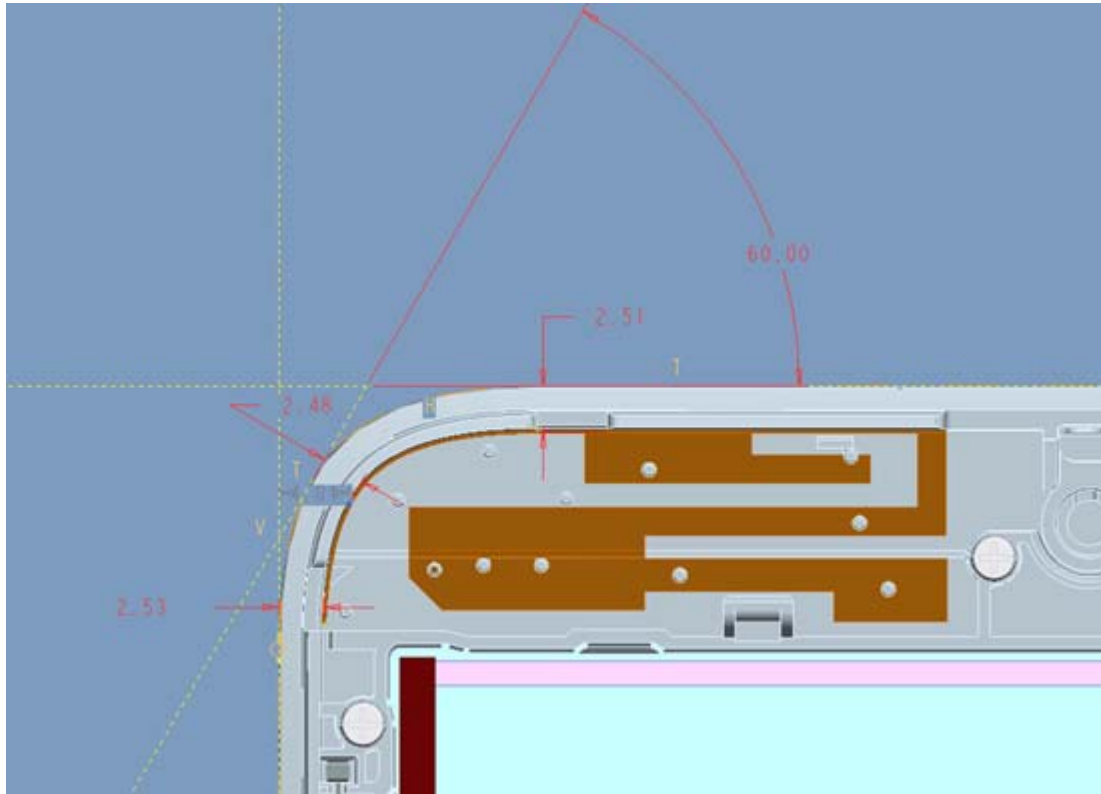
Curved surface of Edge 1, Test Separation 1.0 cm



Edge2, Test Separation 0 cm



Edge4, Test Separation 0 cm



X=2.53mm, Y=2.51mm, Z=2.48mm

Exterior Radius Dimension