

Fig.A.6.1.107 Conducted Spurious Emission (802.11 n-HT20, Ch12, 1 GHz-2.5 GHz)

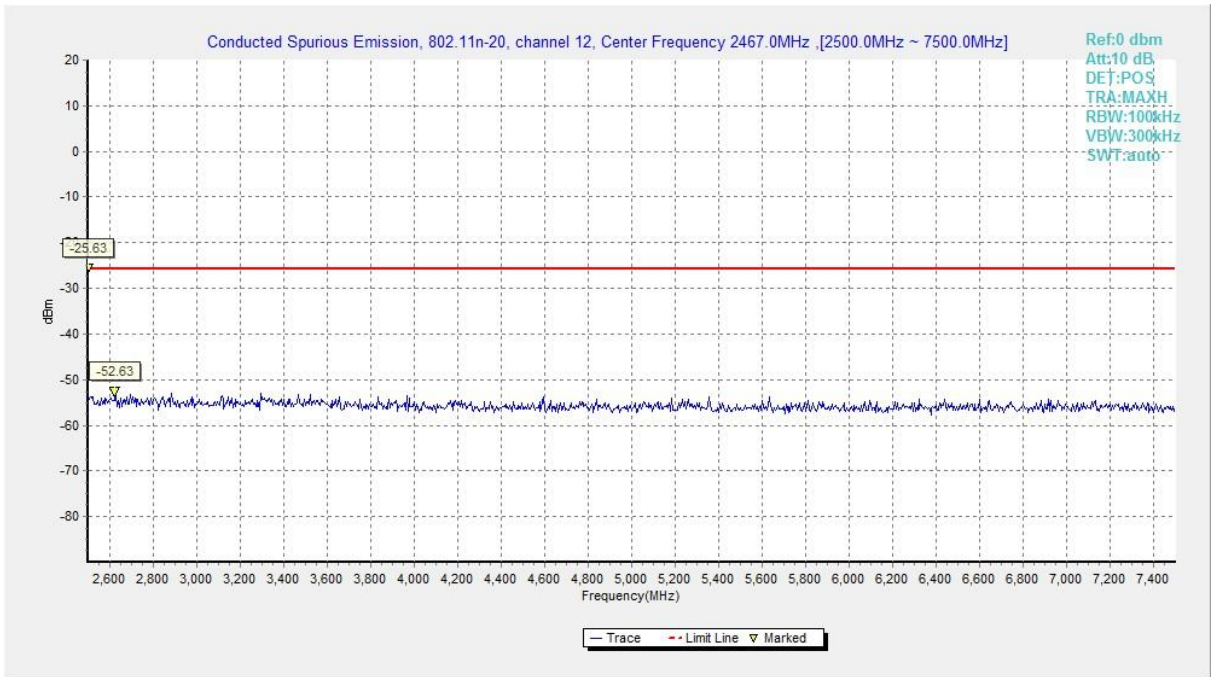


Fig.A.6.1.108 Conducted Spurious Emission (802.11 n-HT20, Ch12, 2.5 GHz-7.5 GHz)

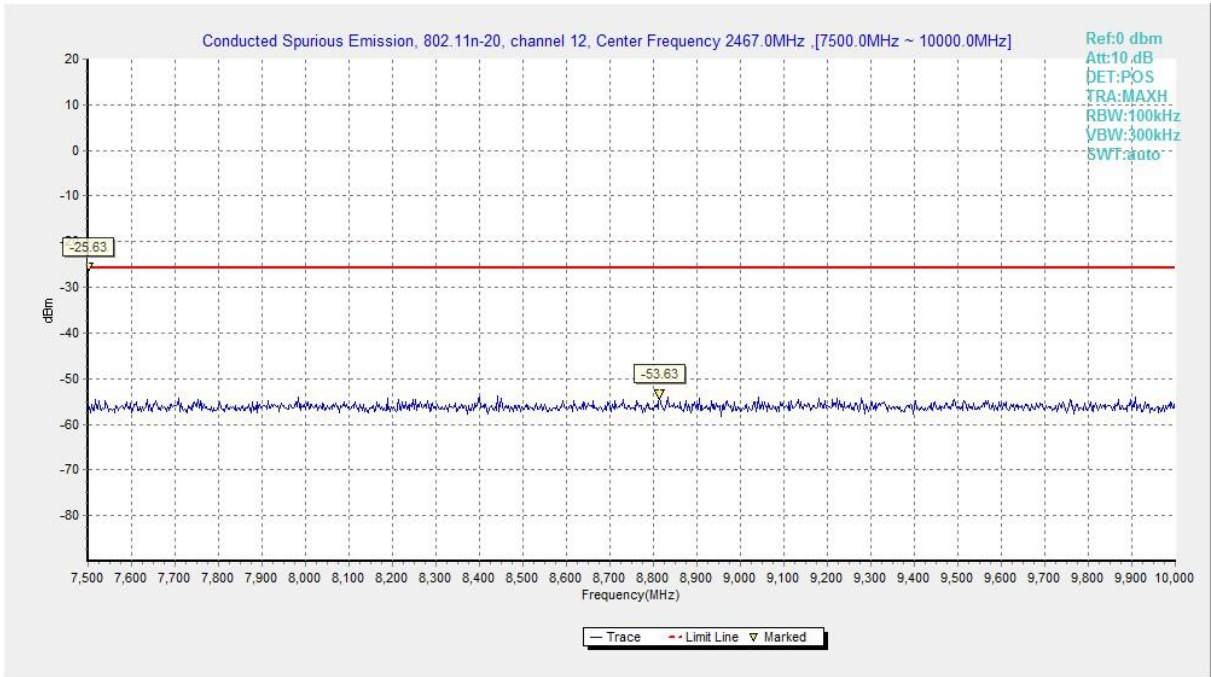


Fig.A.6.1.109 Conducted Spurious Emission (802.11 n-HT20, Ch12, 7.5 GHz-10 GHz)

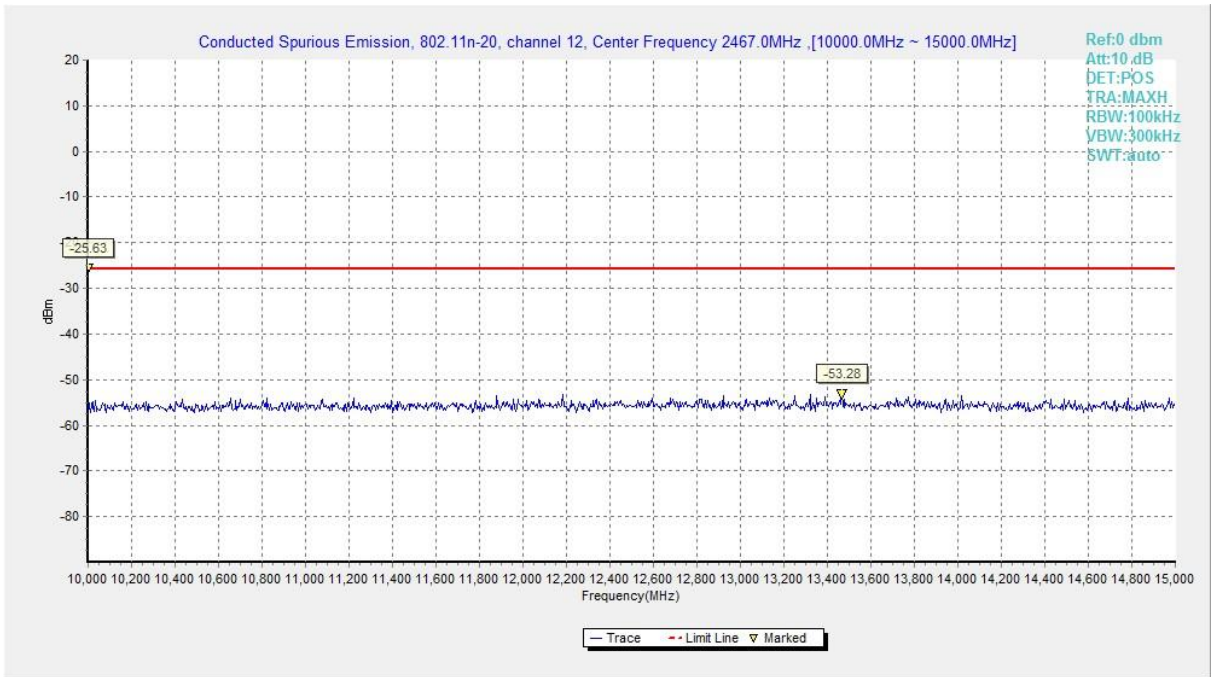


Fig.A.6.1.110 Conducted Spurious Emission (802.11 n-HT20, Ch12, 10 GHz-15 GHz)

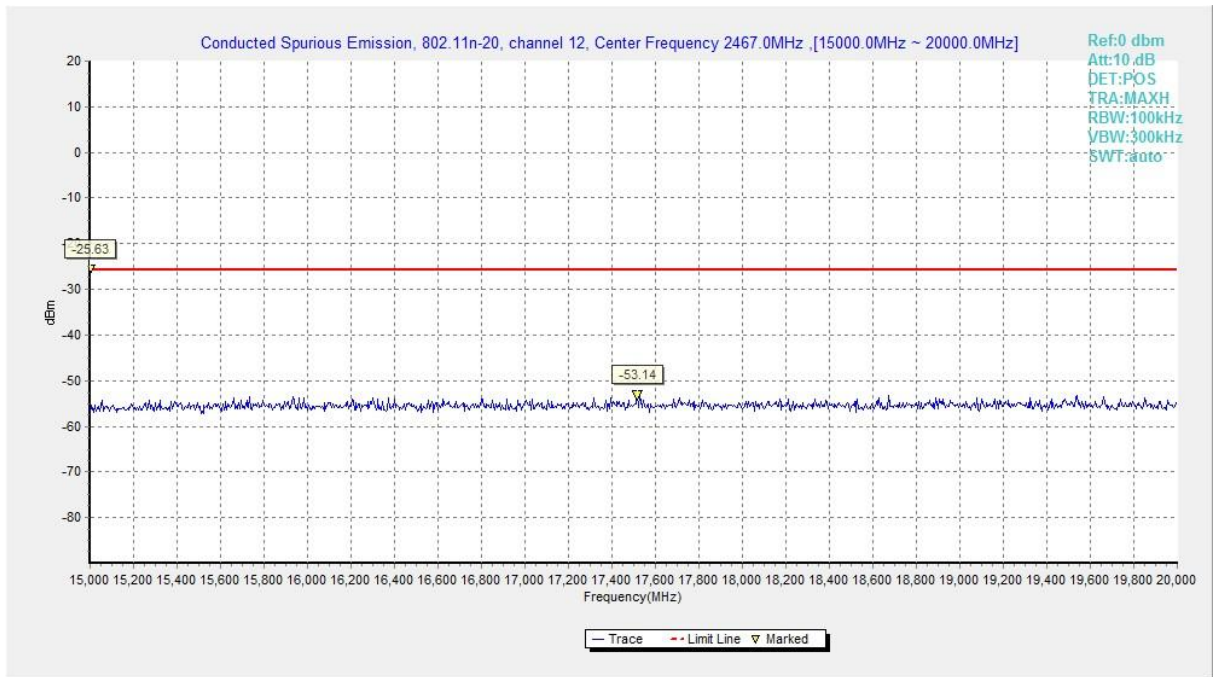


Fig.A.6.1.111 Conducted Spurious Emission (802.11 n-HT20, Ch12, 15 GHz-20 GHz)

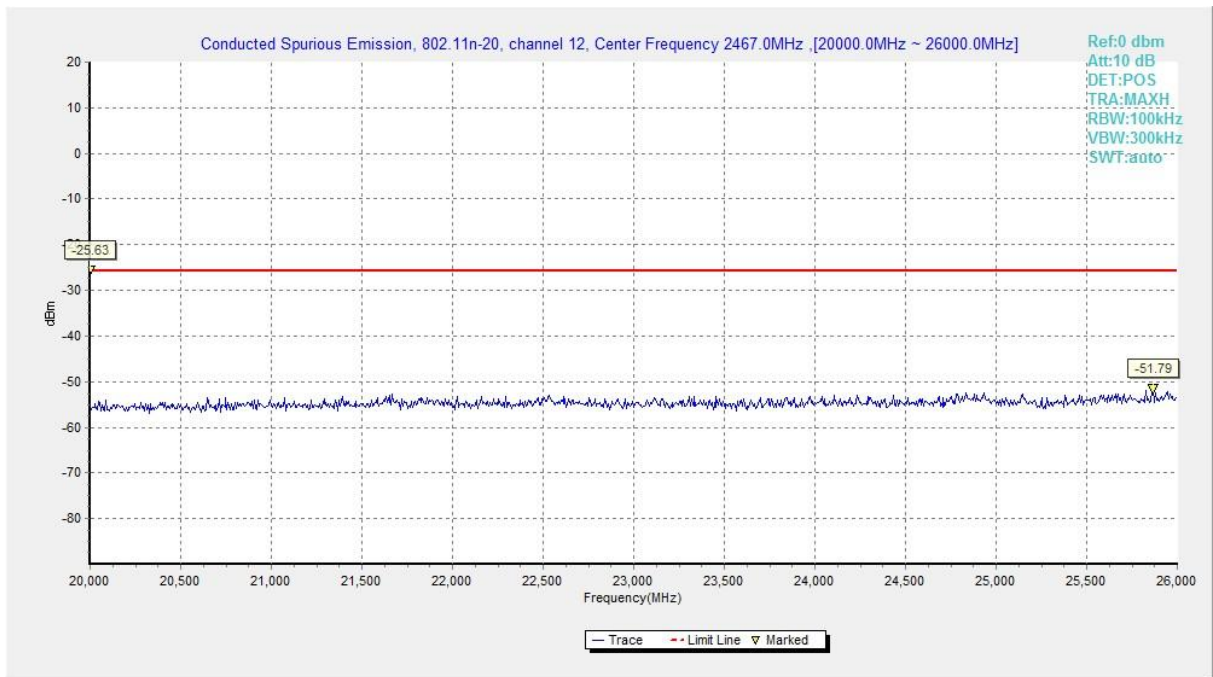


Fig.A.6.1.112 Conducted Spurious Emission (802.11 n-HT20, Ch12, 20 GHz-26 GHz)

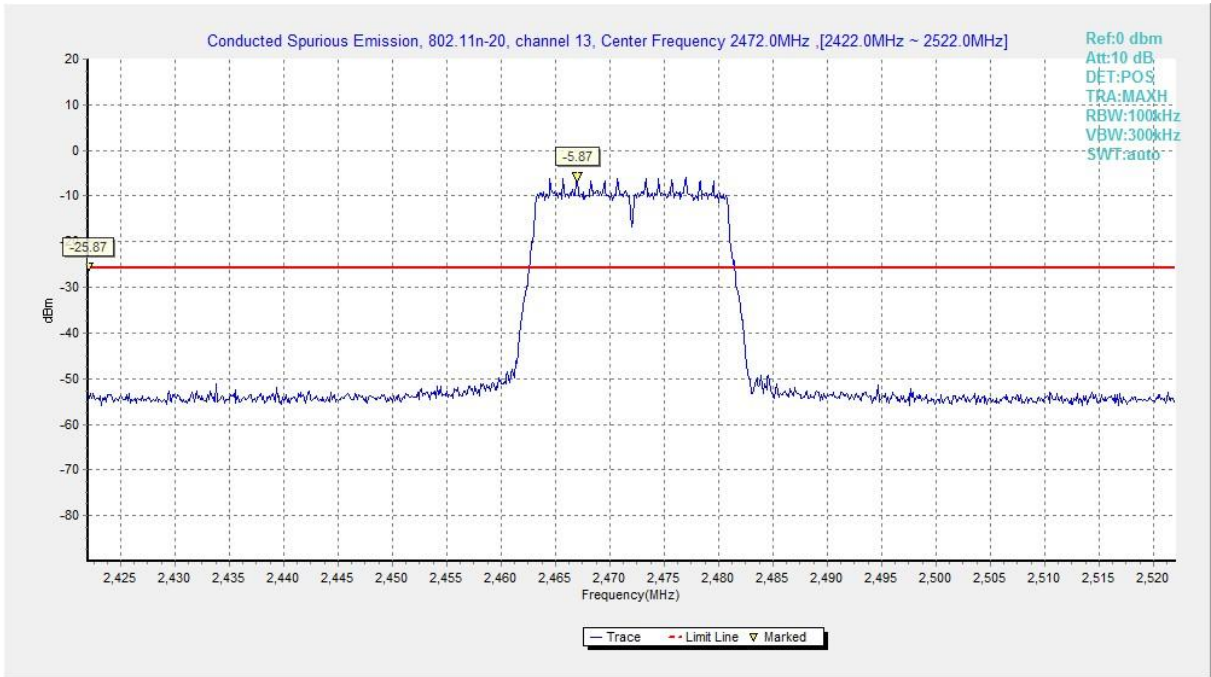


Fig.A.6.1.113 Conducted Spurious Emission (802.11 n-HT20, Ch13, Center Frequency)

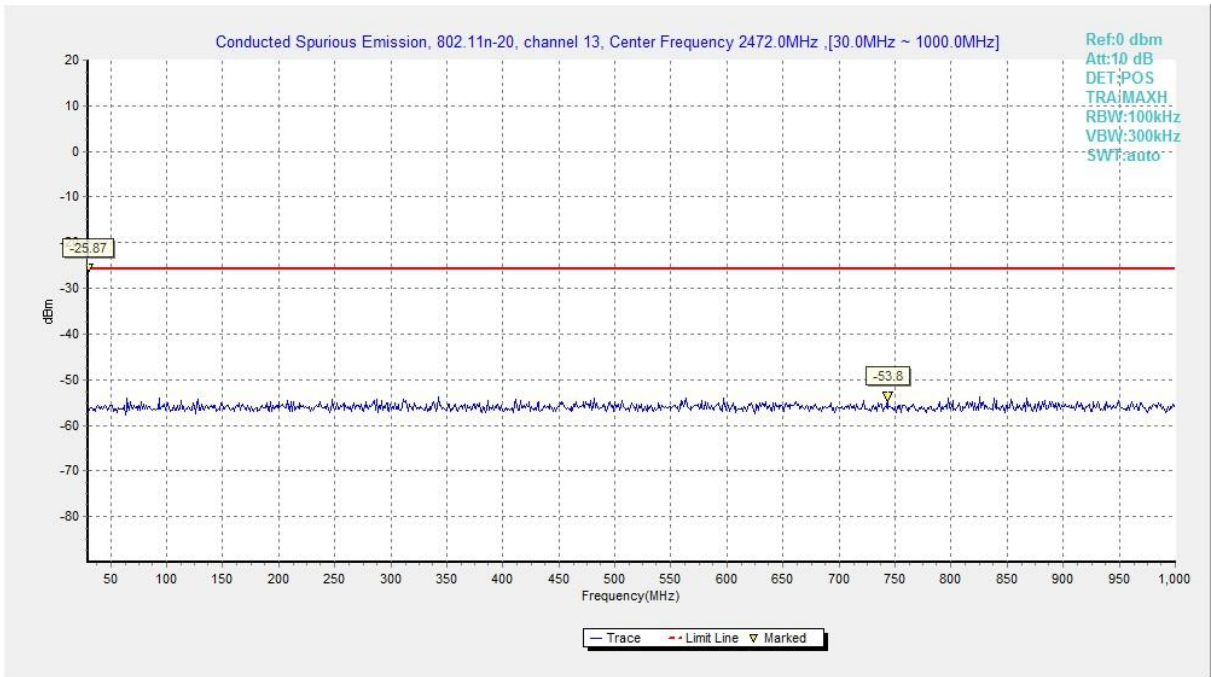


Fig.A.6.1.114 Conducted Spurious Emission (802.11 n-HT20, Ch13, 30 MHz-1 GHz)

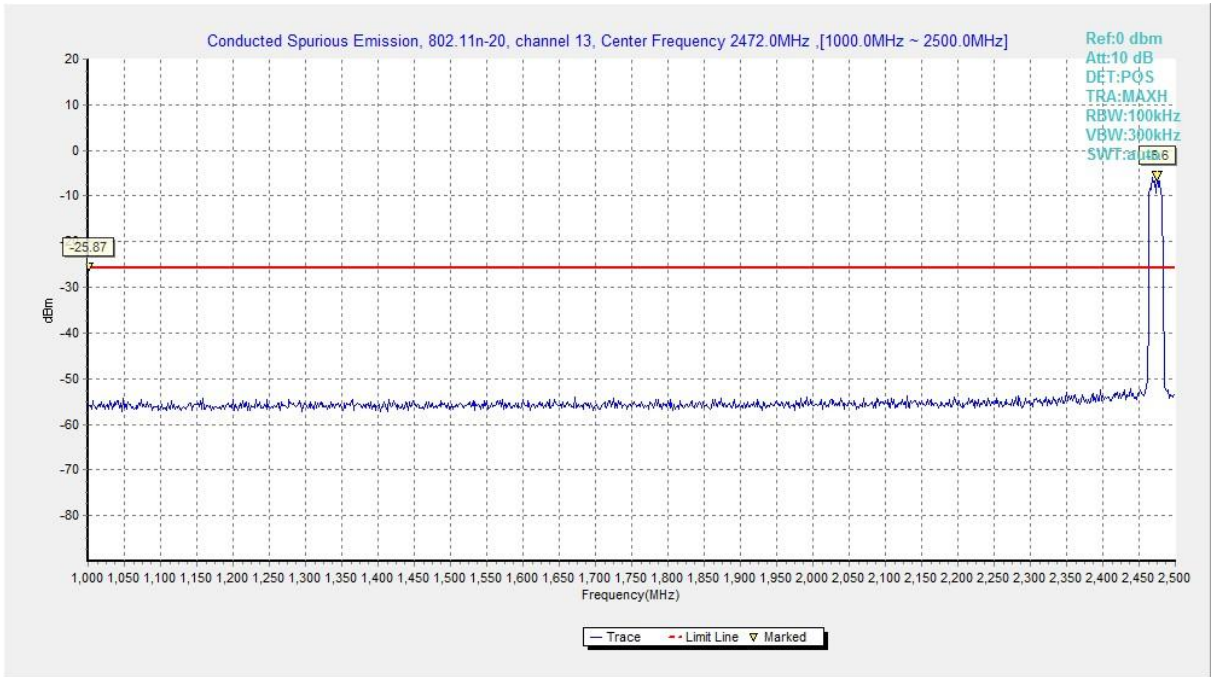


Fig.A.6.1.115 Conducted Spurious Emission (802.11 n-HT20, Ch13, 1 GHz-2.5 GHz)

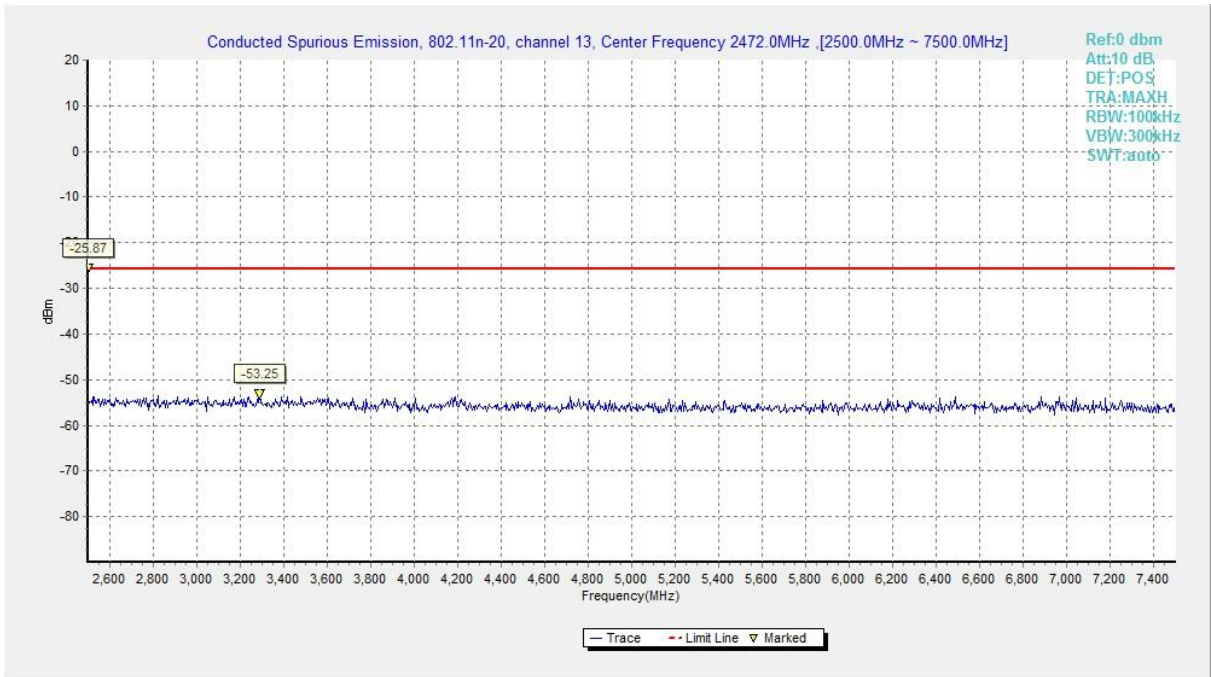


Fig.A.6.1.116 Conducted Spurious Emission (802.11 n-HT20, Ch13, 2.5 GHz-7.5 GHz)

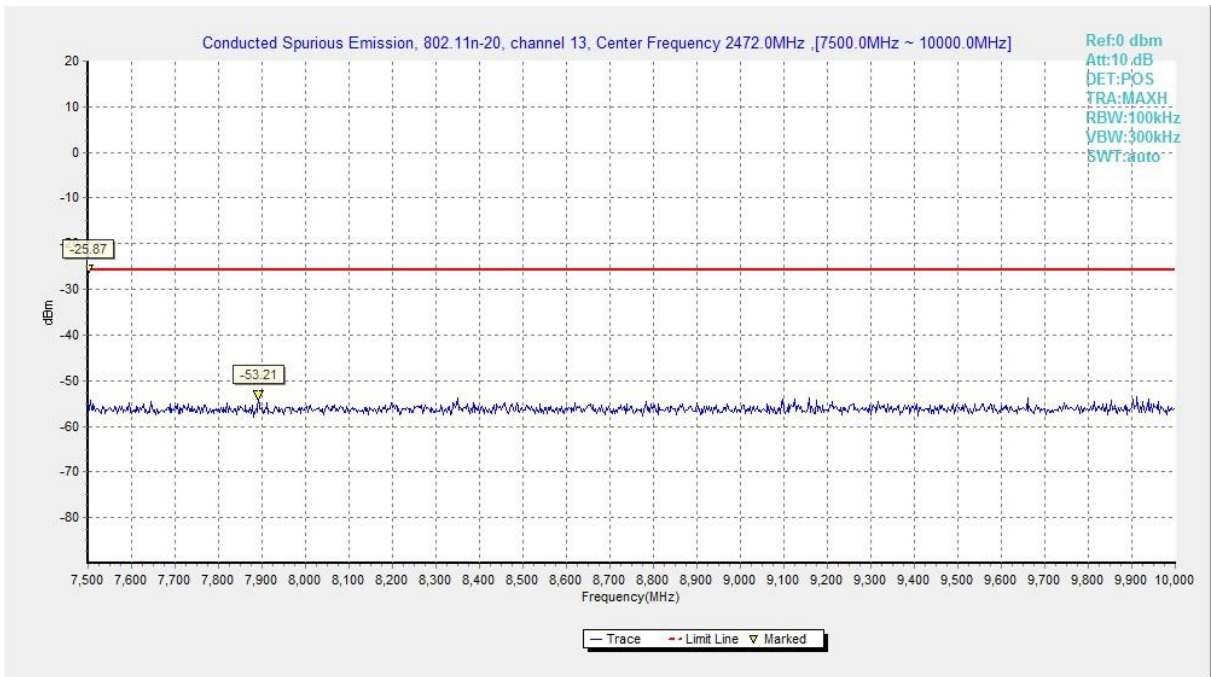


Fig.A.6.1.117 Conducted Spurious Emission (802.11 n-HT20, Ch13, 7.5 GHz-10 GHz)

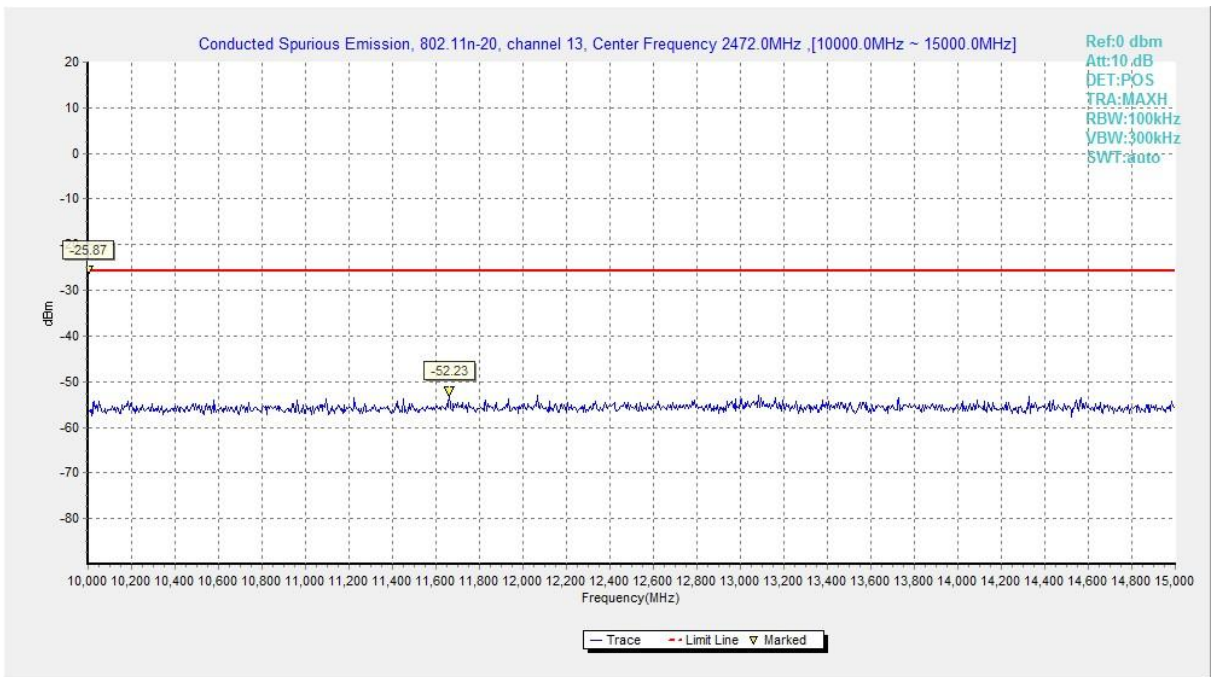


Fig.A.6.1.118 Conducted Spurious Emission (802.11 n-HT20, Ch13, 10 GHz-15 GHz)

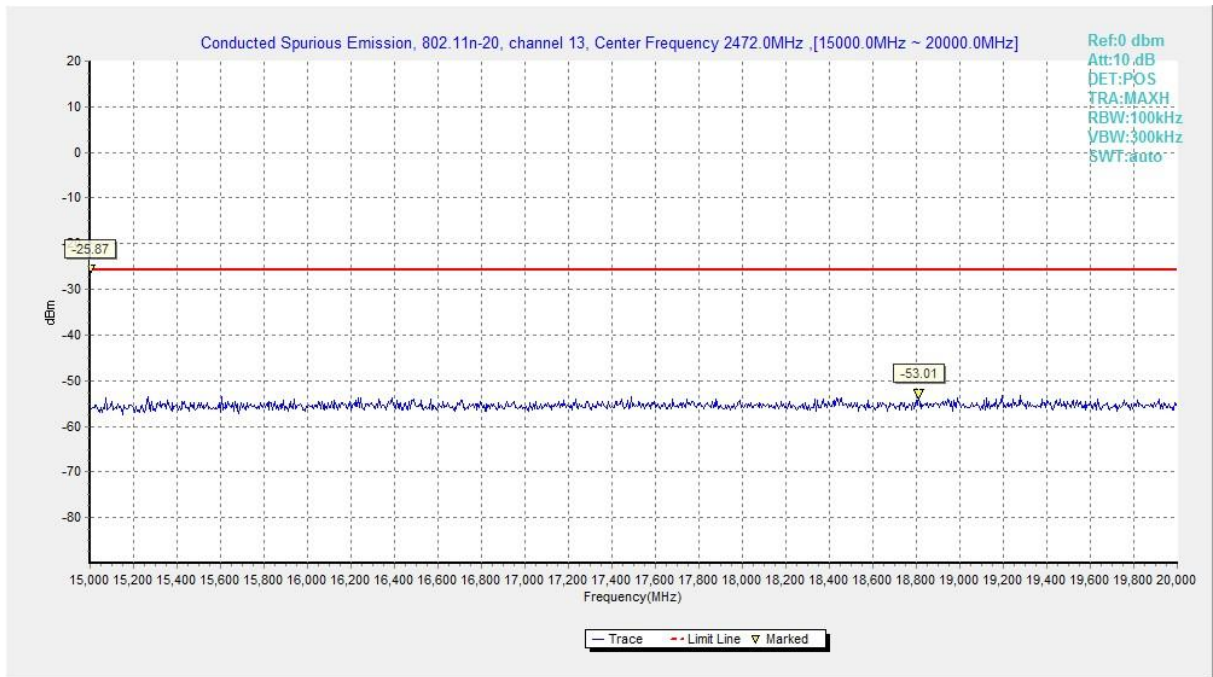


Fig.A.6.1.119 Conducted Spurious Emission (802.11 n-HT20, Ch13, 15 GHz-20 GHz)

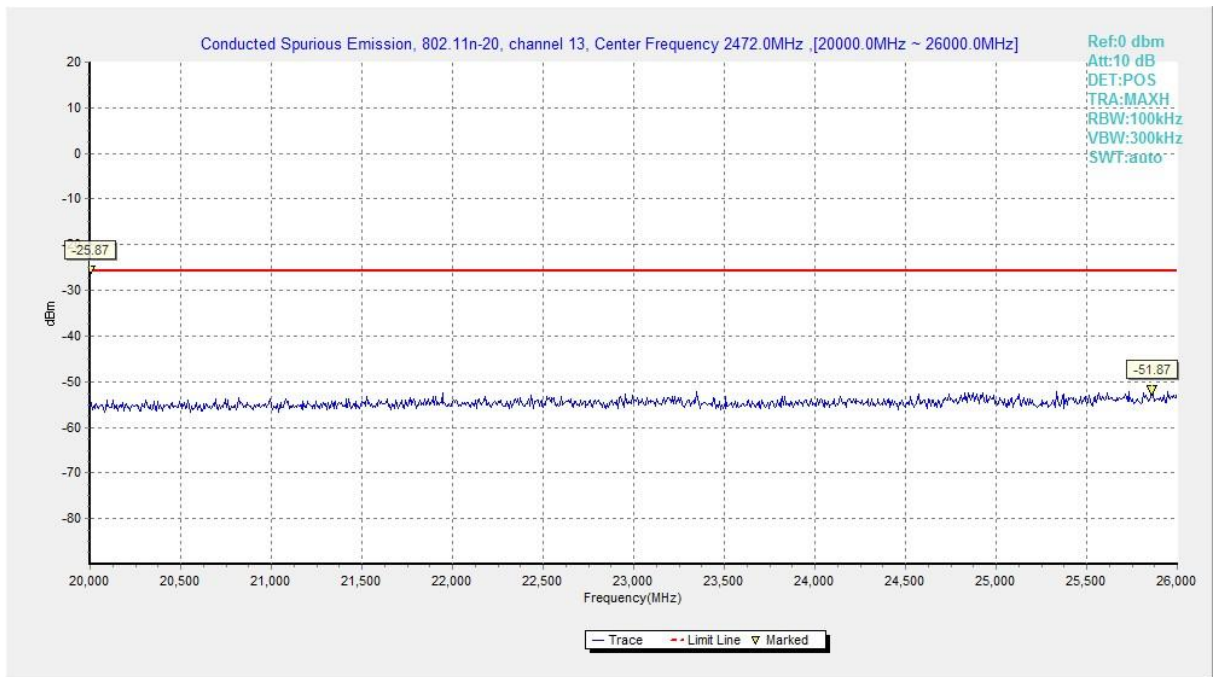


Fig.A.6.1.120 Conducted Spurious Emission (802.11 n-HT20, Ch13, 20 GHz-26 GHz)

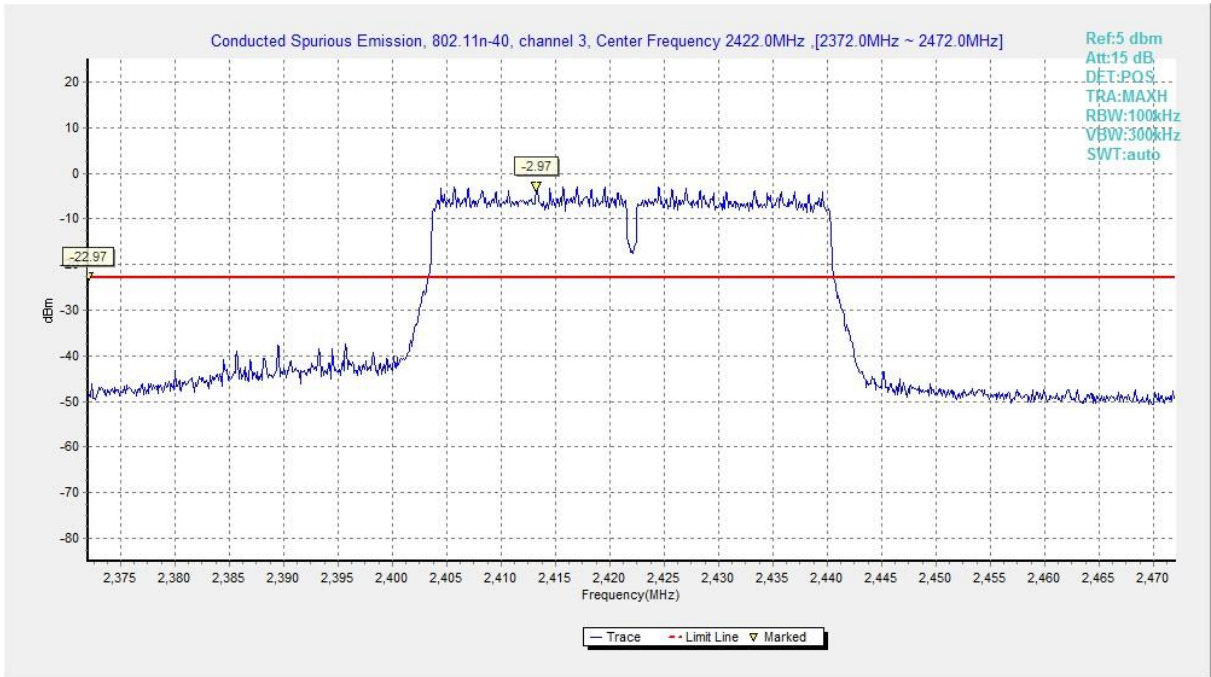


Fig.A.6.1.121 Conducted Spurious Emission (802.11n-HT40, Ch3, Center Frequency)

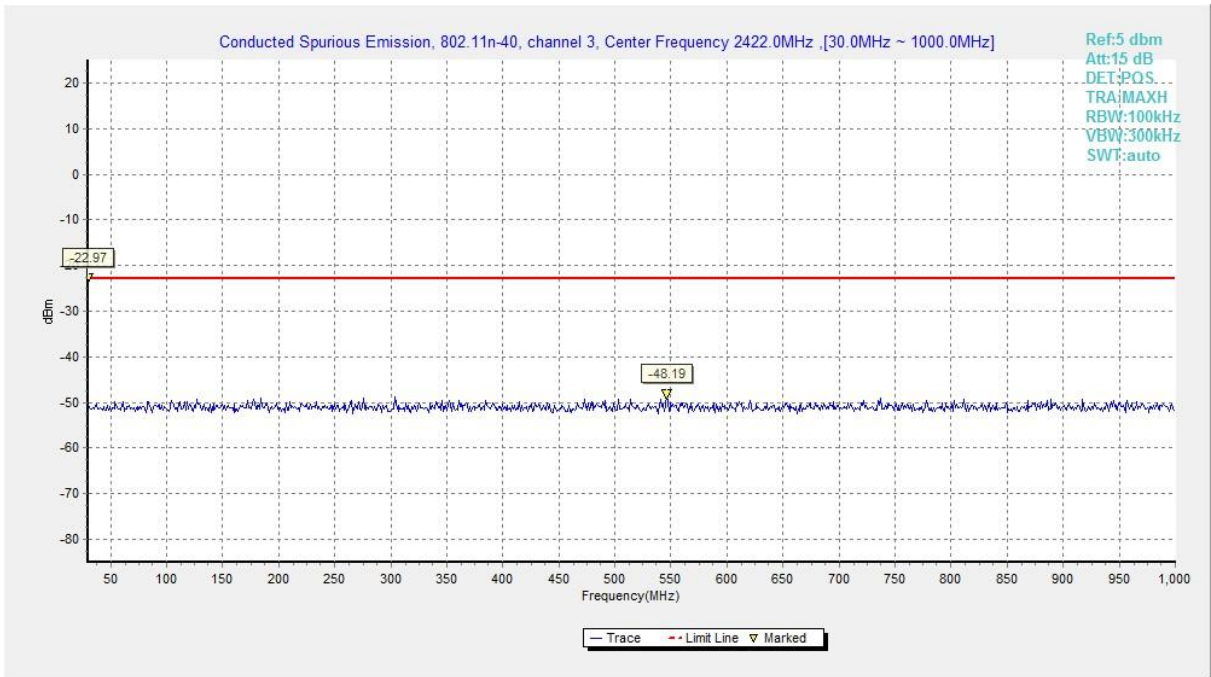


Fig.A.6.1.122 Conducted Spurious Emission (802.11n-HT40, Ch3, 30 MHz-1 GHz)

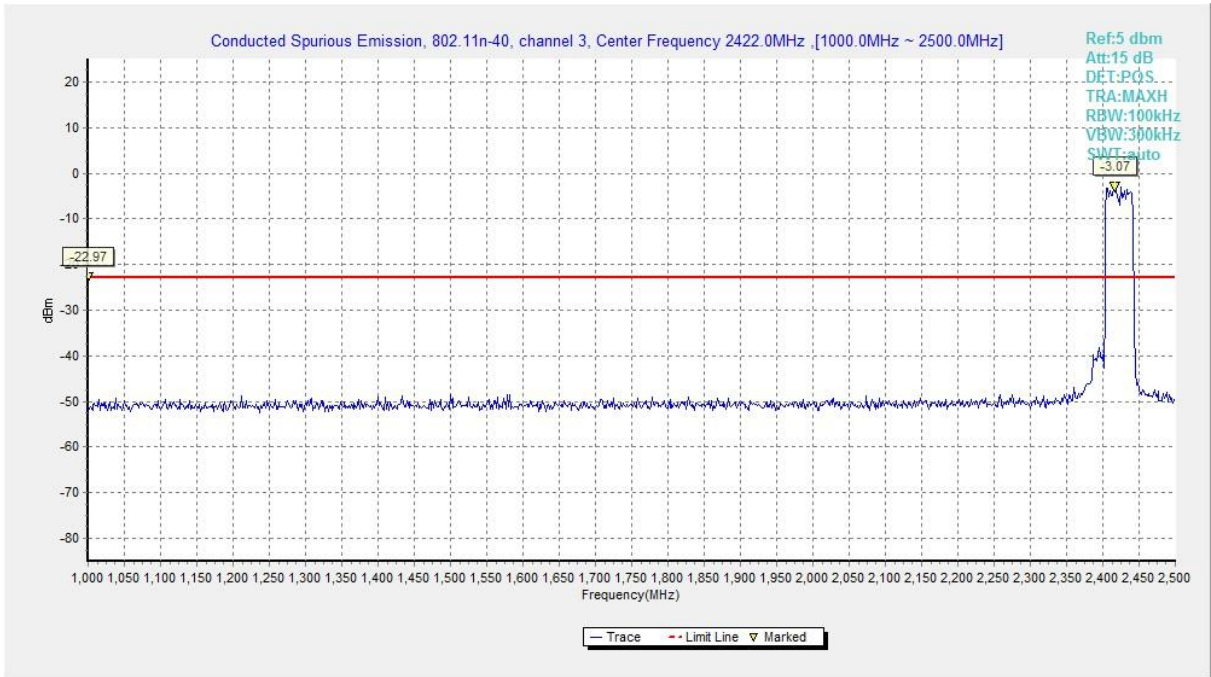


Fig.A.6.1.123 Conducted Spurious Emission (802.11n-HT40, Ch3, 1 GHz-2.5 GHz)

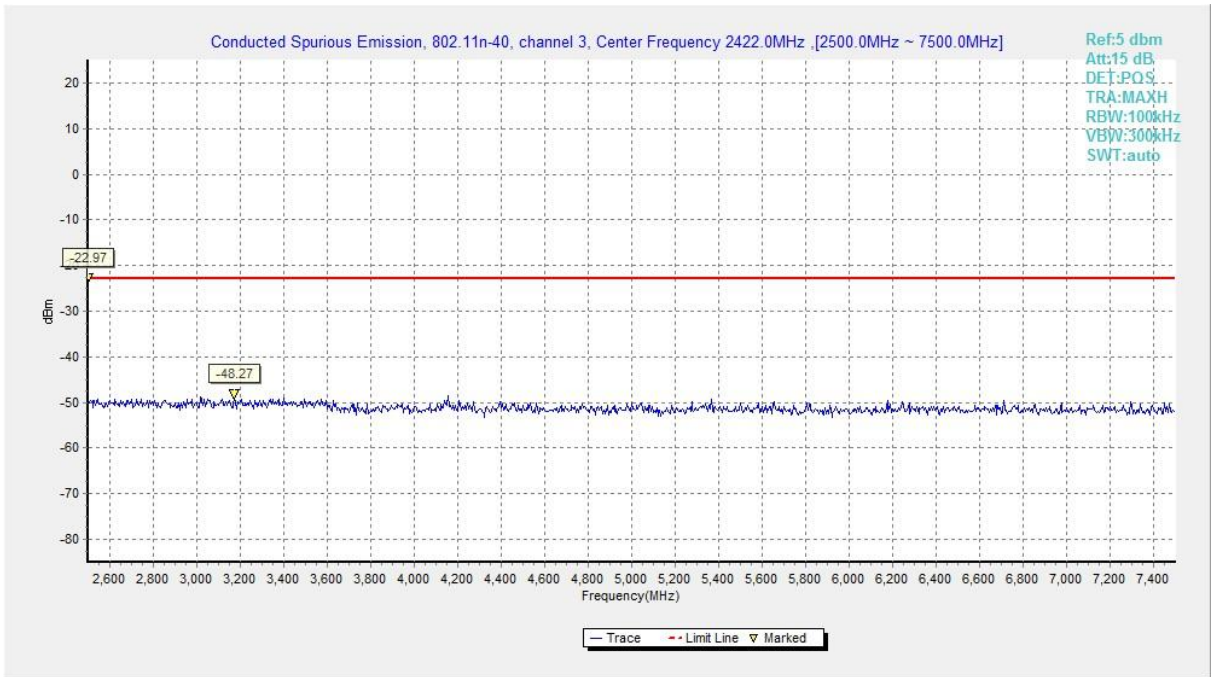


Fig.A.6.1.124 Conducted Spurious Emission (802.11n-HT40, Ch3, 2.5 GHz-7.5 GHz)

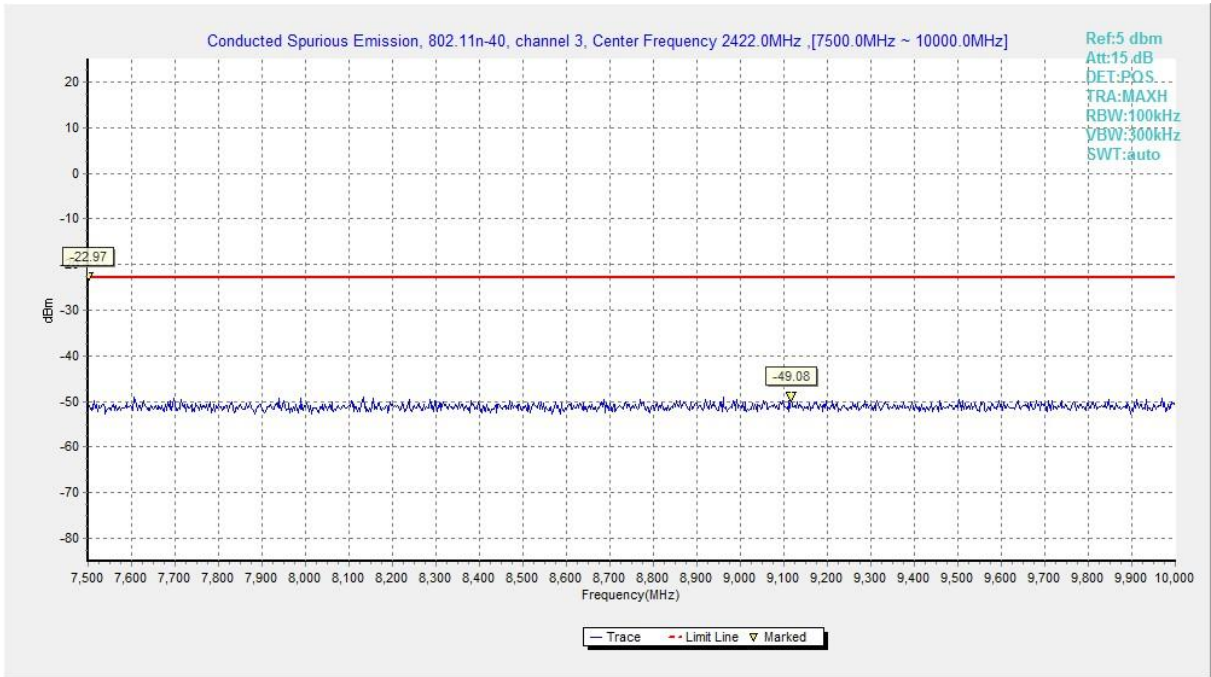


Fig.A.6.1.125 Conducted Spurious Emission (802.11n-HT40, Ch3, 7.5 GHz-10 GHz)

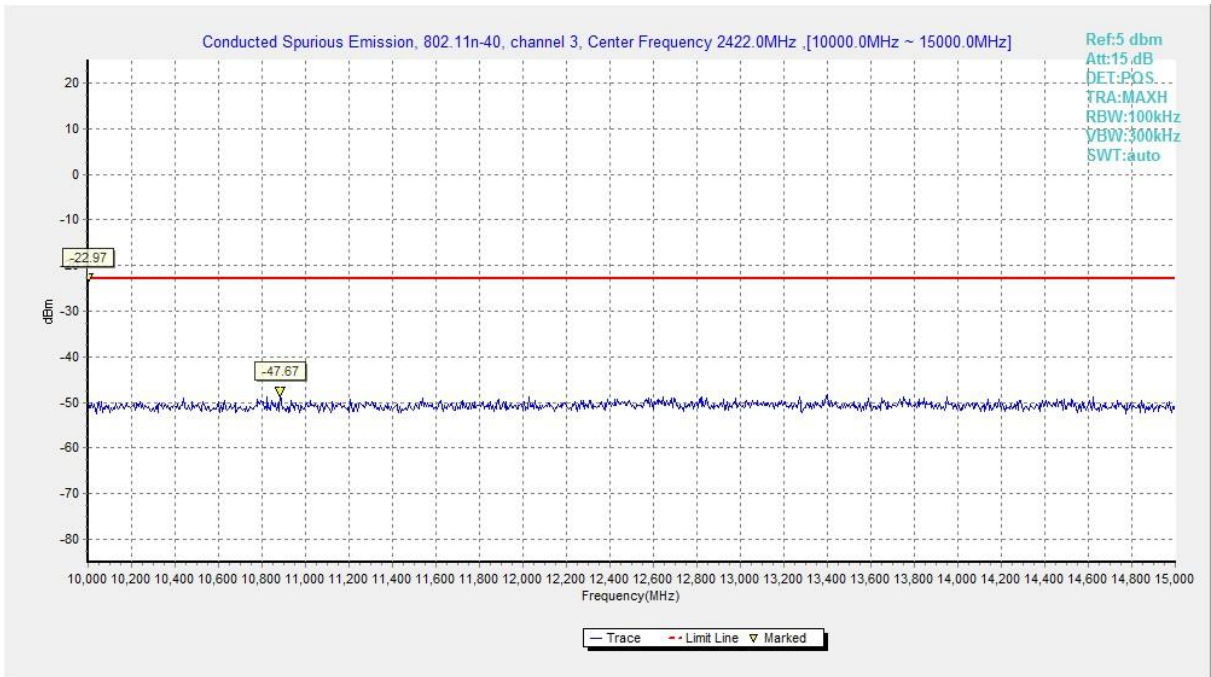


Fig.A.6.1.126 Conducted Spurious Emission (802.11n-HT40, Ch3, 10 GHz-15 GHz)

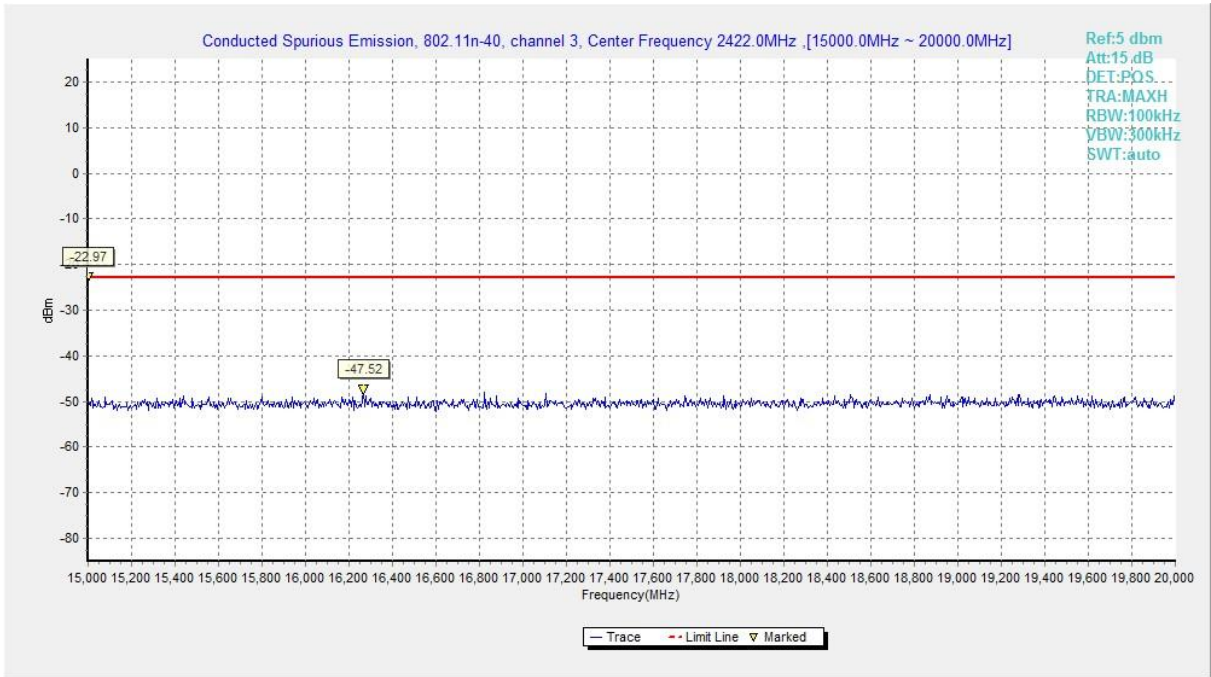


Fig.A.6.1.127 Conducted Spurious Emission (802.11n-HT40, Ch3, 15 GHz-20 GHz)

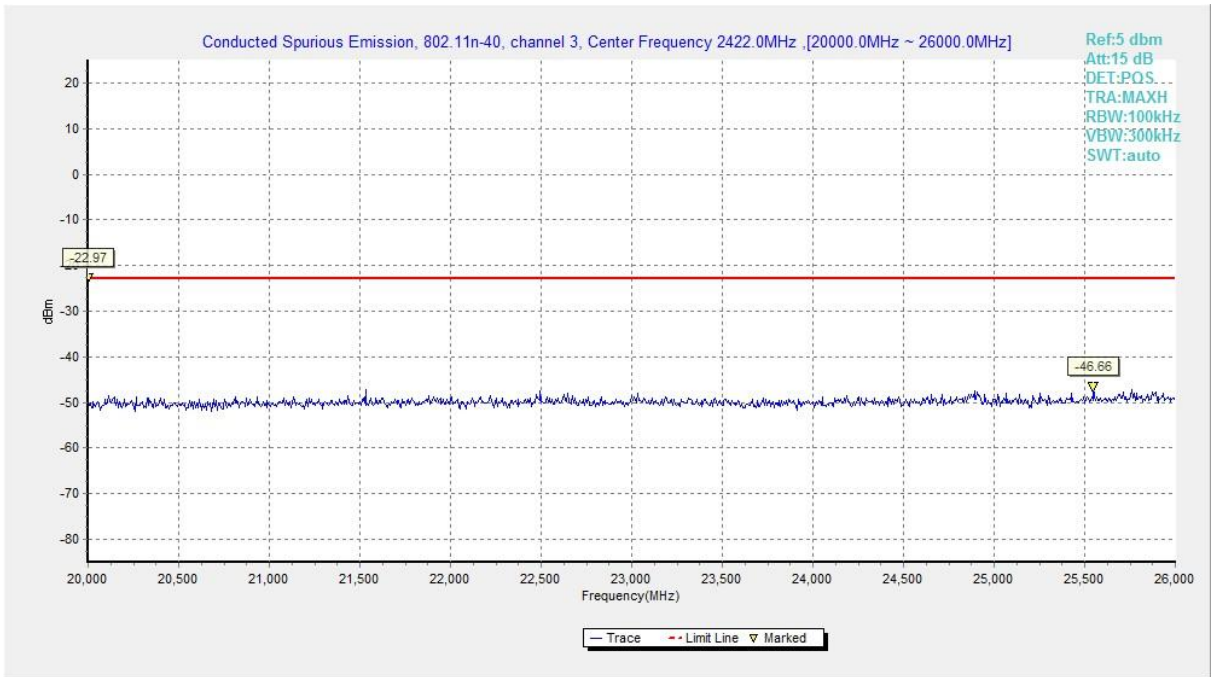


Fig.A.6.1.128 Conducted Spurious Emission (802.11n-HT40, Ch3, 20 GHz-26 GHz)

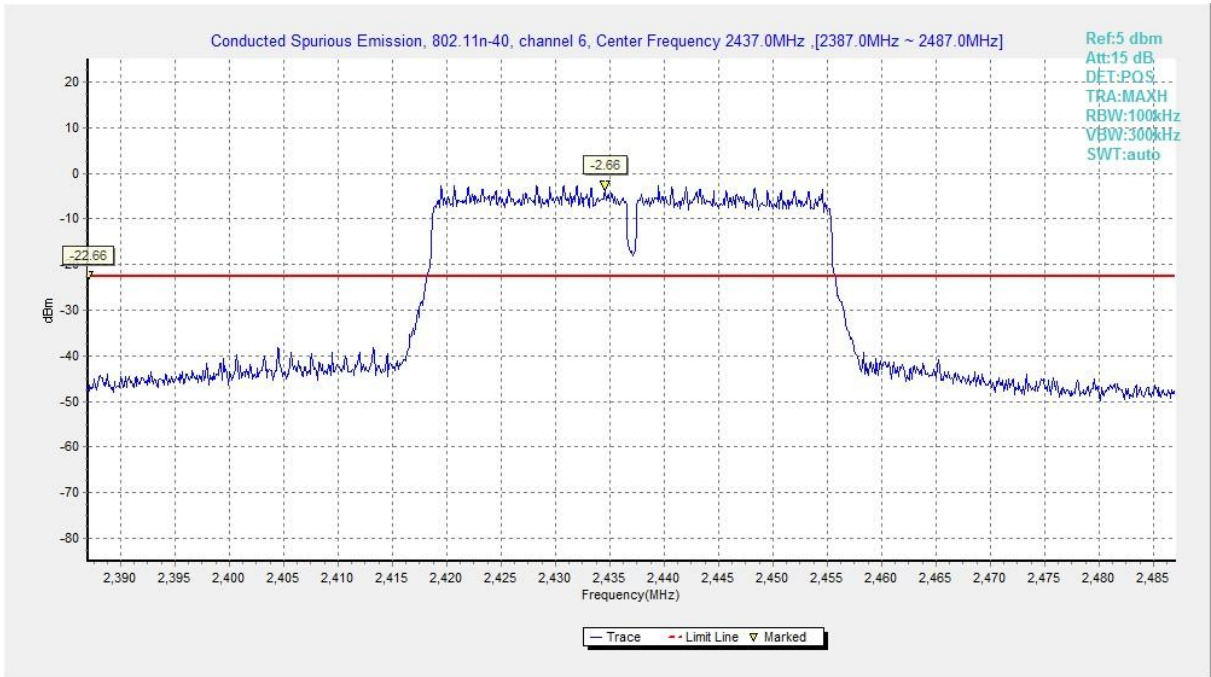


Fig.A.6.1.129 Conducted Spurious Emission (802.11n-HT40, Ch6, Center Frequency)

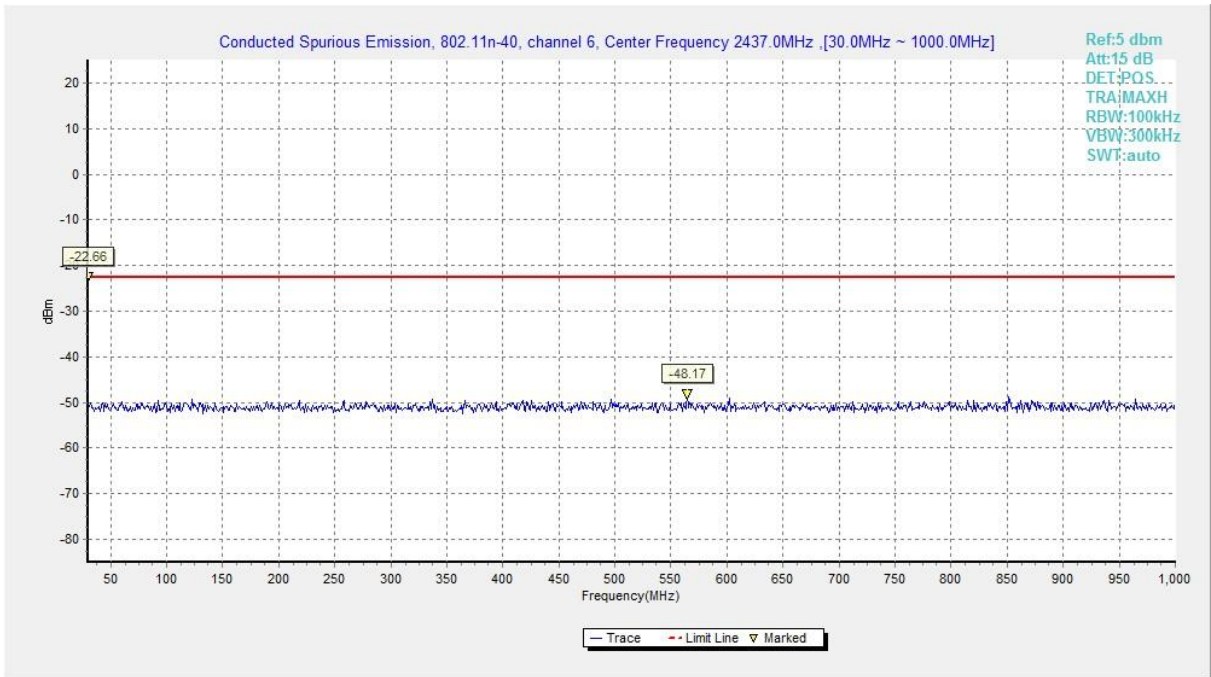


Fig.A.6.1.130 Conducted Spurious Emission (802.11n-HT40, Ch6, 30 MHz-1 GHz)

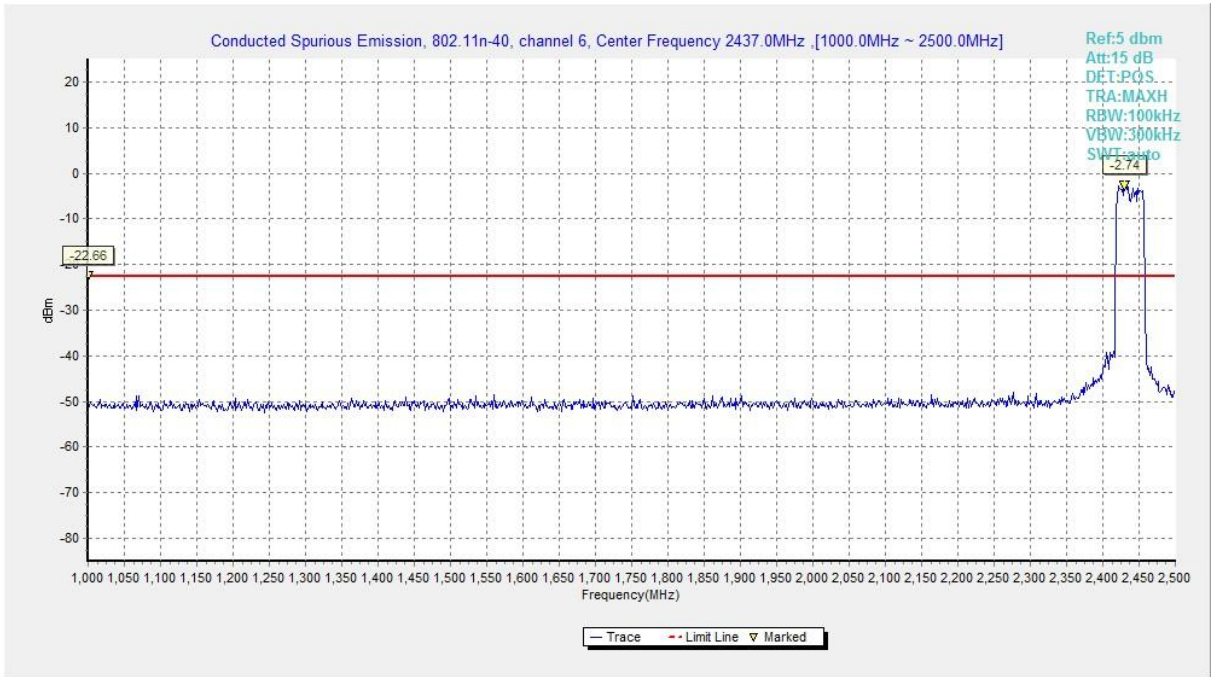


Fig.A.6.1.131 Conducted Spurious Emission (802.11n-HT40, Ch6, 1 GHz-2.5 GHz)

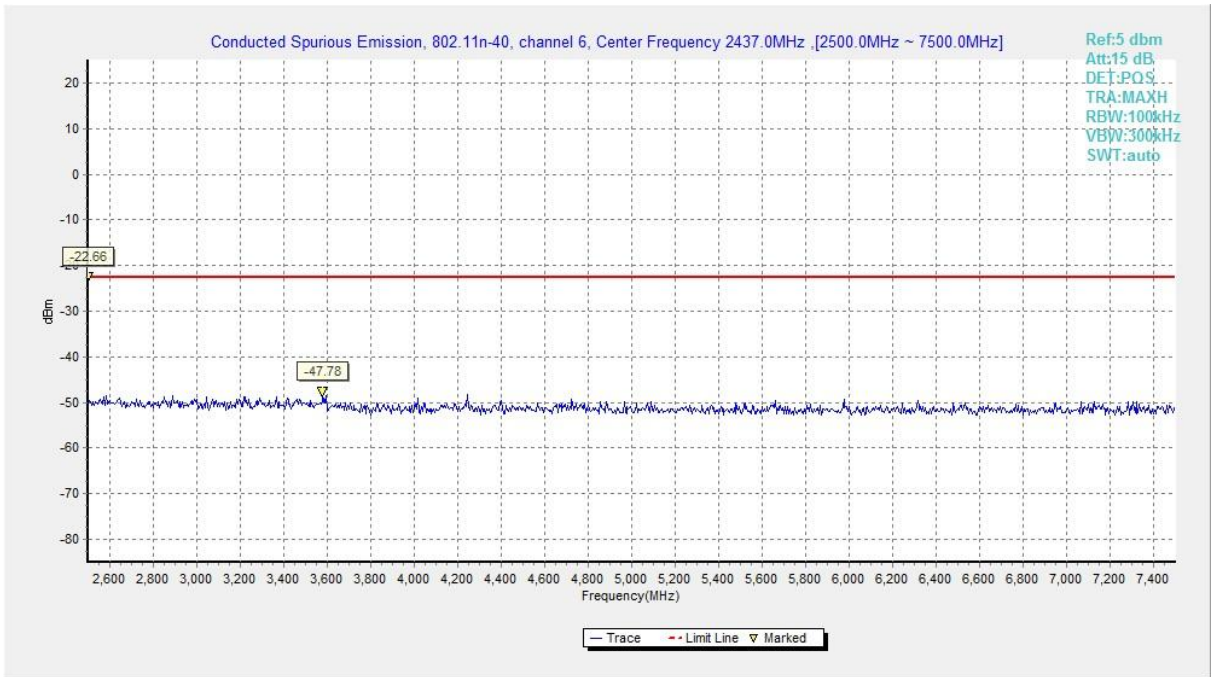


Fig.A.6.1.132 Conducted Spurious Emission (802.11n-HT40, Ch6, 2.5 GHz-7.5 GHz)

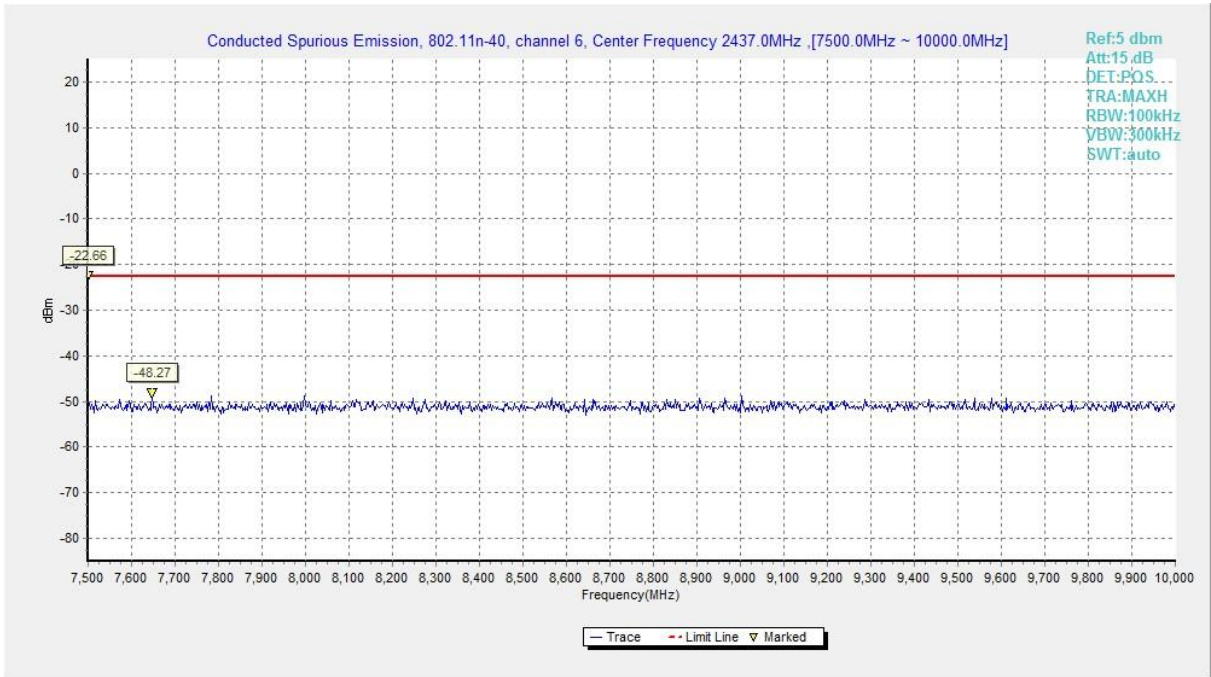


Fig.A.6.1.133 Conducted Spurious Emission (802.11n-HT40, Ch6, 7.5 GHz-10 GHz)

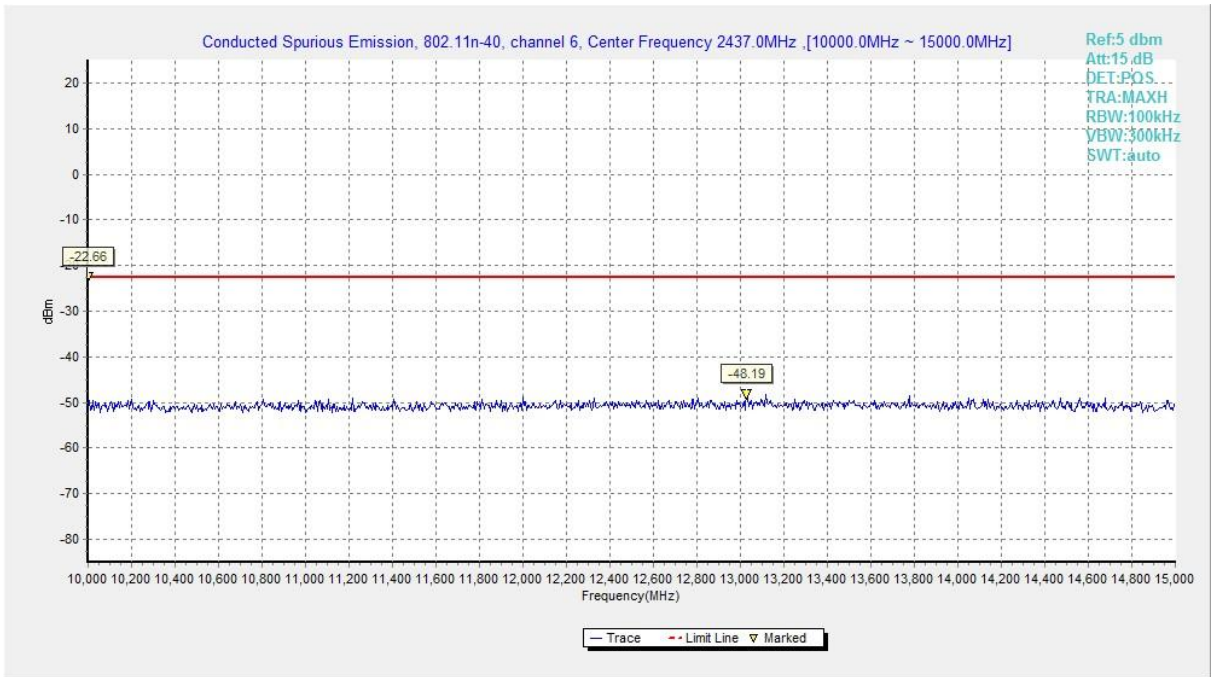


Fig.A.6.1.134 Conducted Spurious Emission (802.11n-HT40, Ch6, 10 GHz-15 GHz)

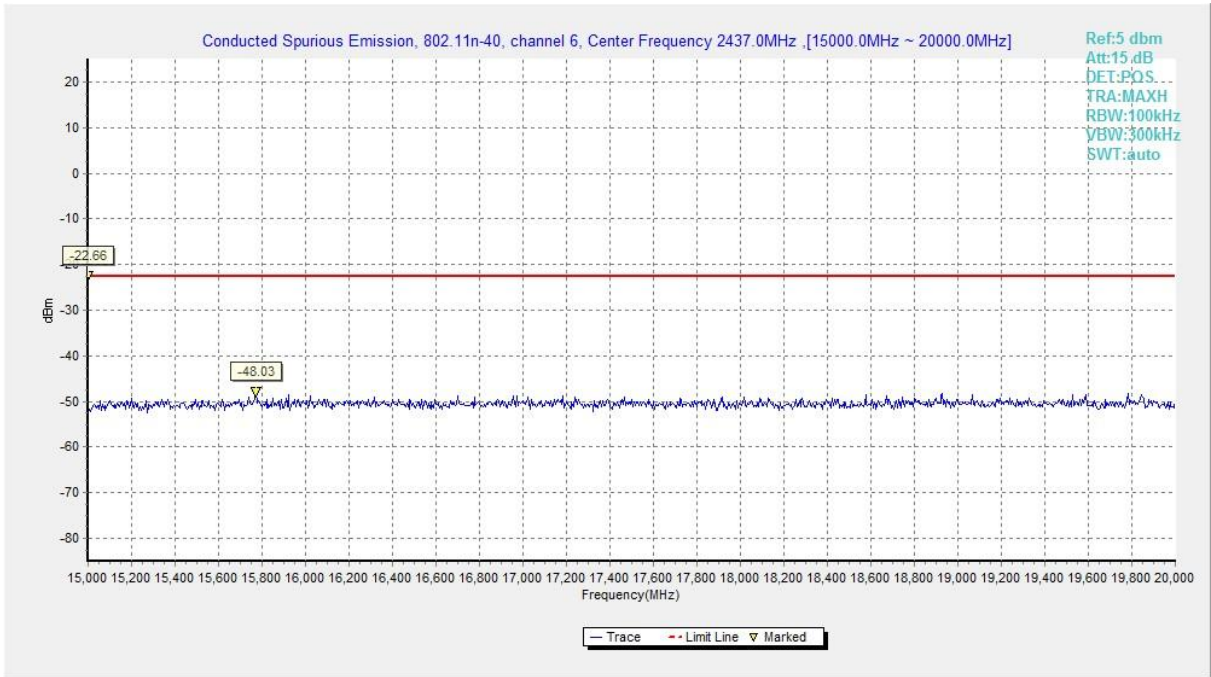


Fig.A.6.1.135 Conducted Spurious Emission (802.11n-HT40, Ch6, 15 GHz-20 GHz)

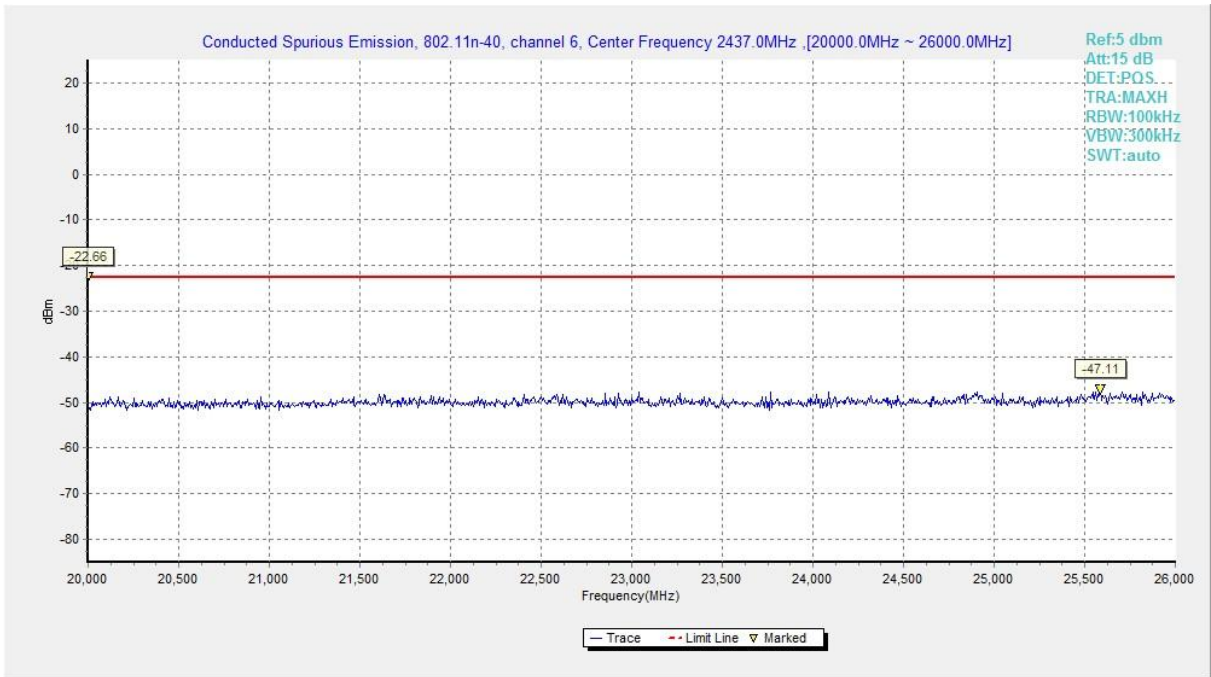


Fig.A.6.1.136 Conducted Spurious Emission (802.11n-HT40, Ch6, 20 GHz-26 GHz)

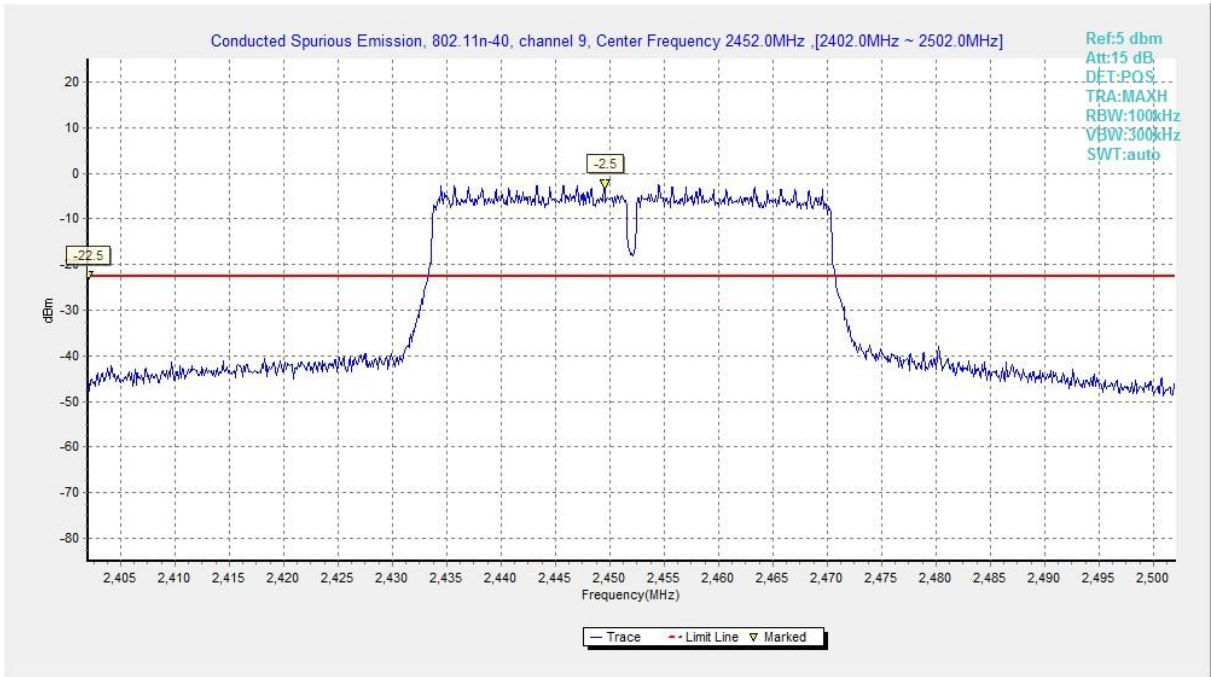


Fig.A.6.1.137 Conducted Spurious Emission (802.11n-HT40, Ch9, Center Frequency)

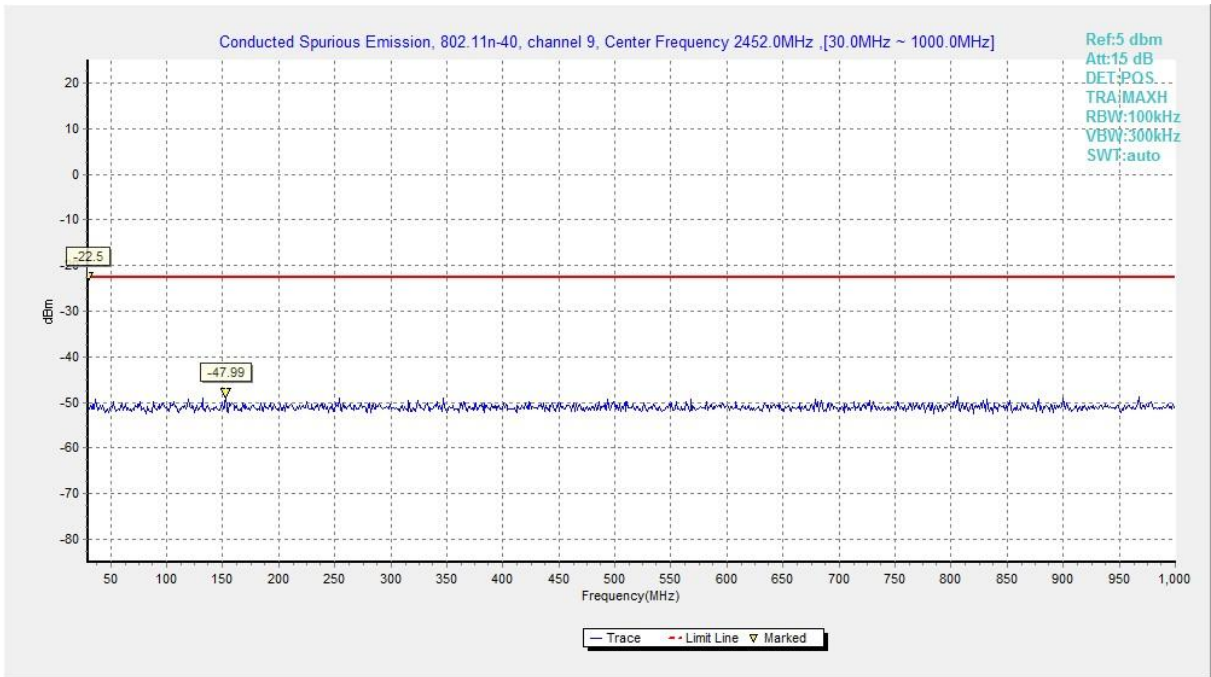


Fig.A.6.1.138 Conducted Spurious Emission (802.11n-HT40, Ch9, 30 MHz-1 GHz)

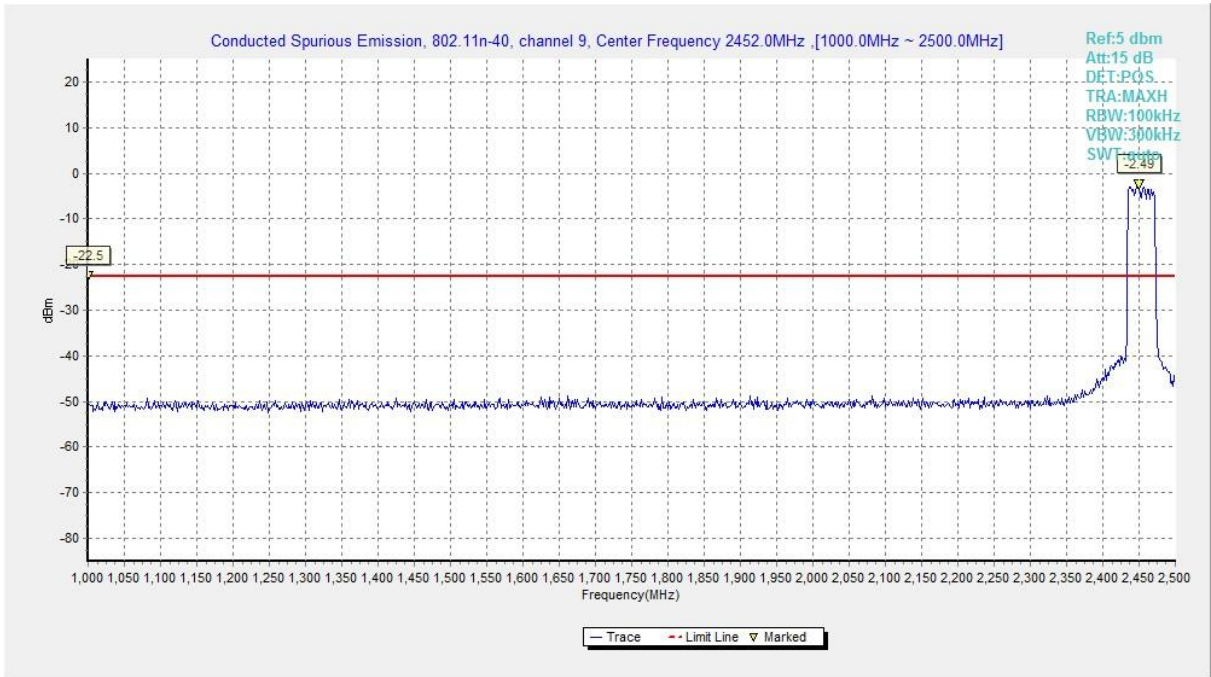


Fig.A.6.1.139 Conducted Spurious Emission (802.11n-HT40, Ch9, 1 GHz-2.5 GHz)

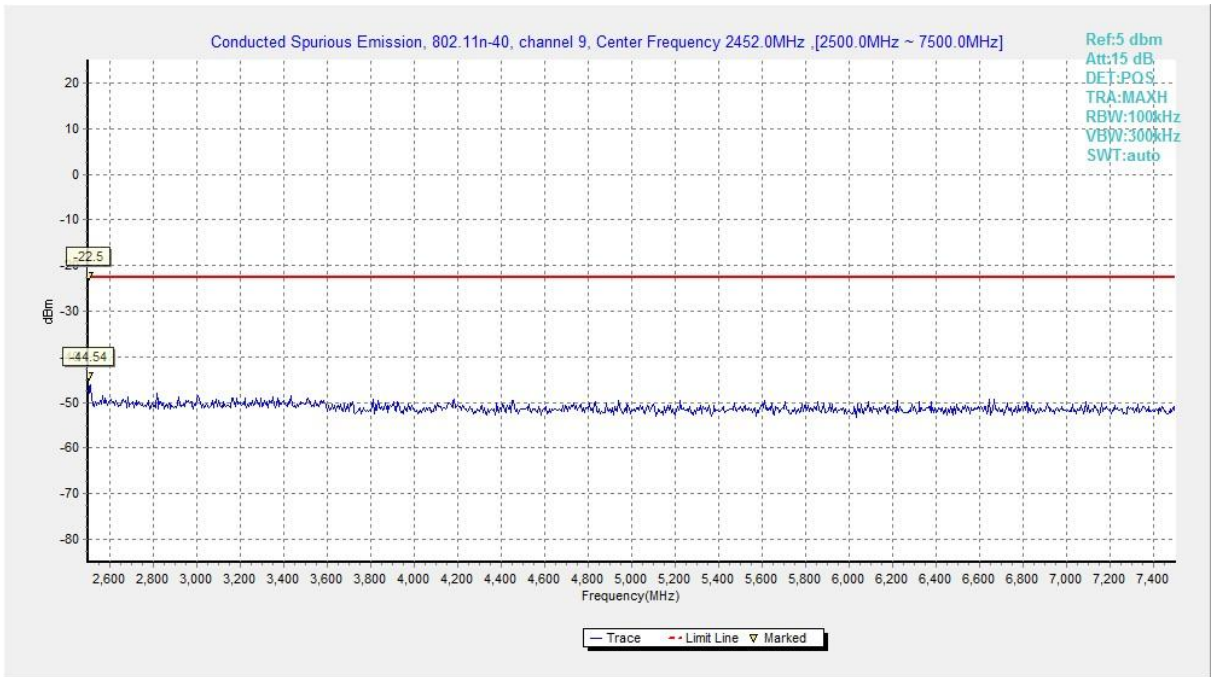


Fig.A.6.1.140 Conducted Spurious Emission (802.11n-HT40, Ch9, 2.5 GHz-7.5 GHz)

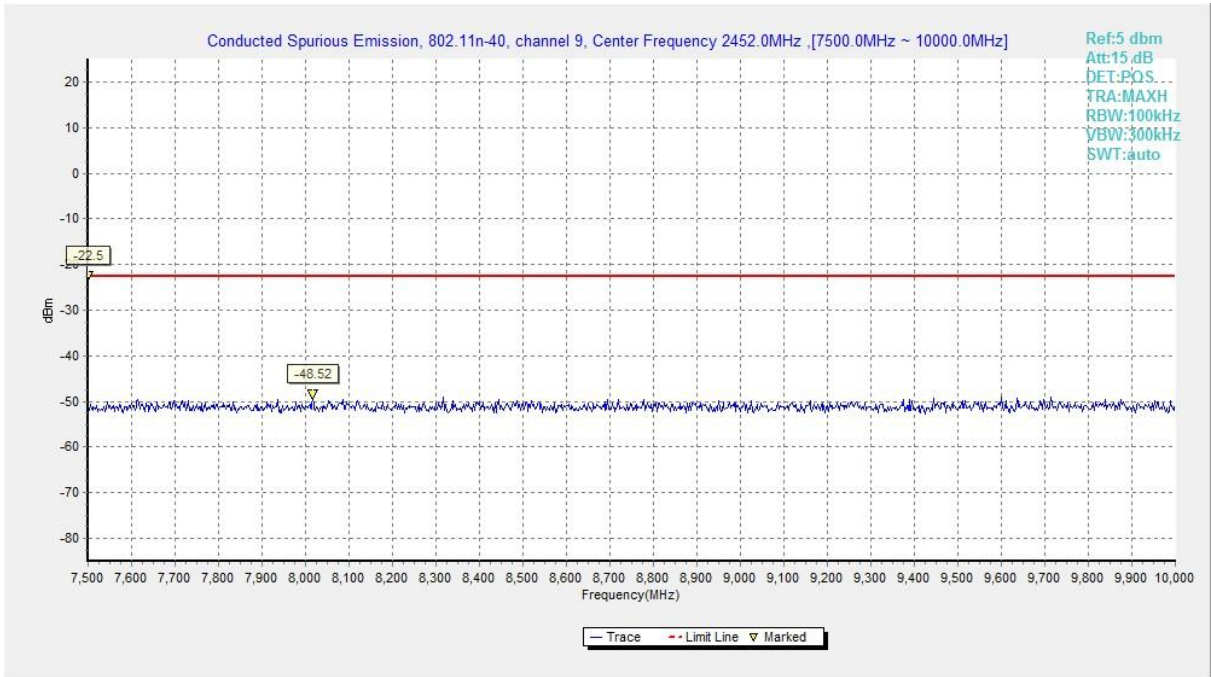


Fig.A.6.1.141 Conducted Spurious Emission (802.11n-HT40, Ch9, 7.5 GHz-10 GHz)

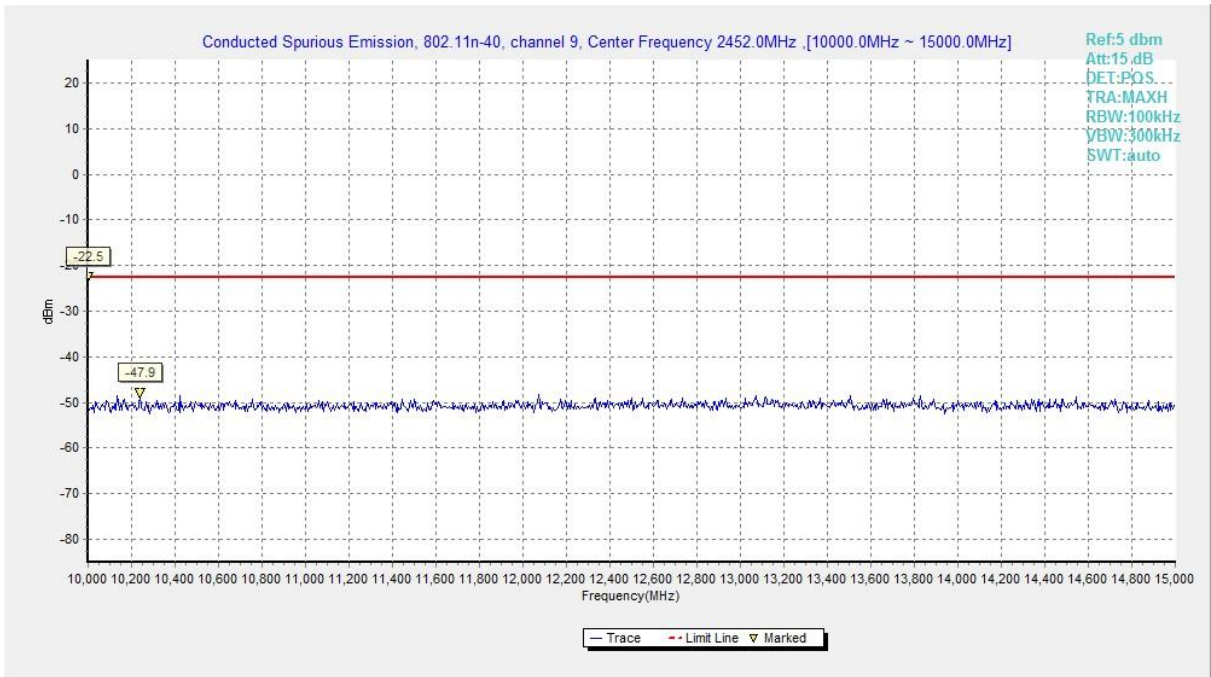


Fig.A.6.1.142 Conducted Spurious Emission (802.11n-HT40, Ch9, 10 GHz-15 GHz)

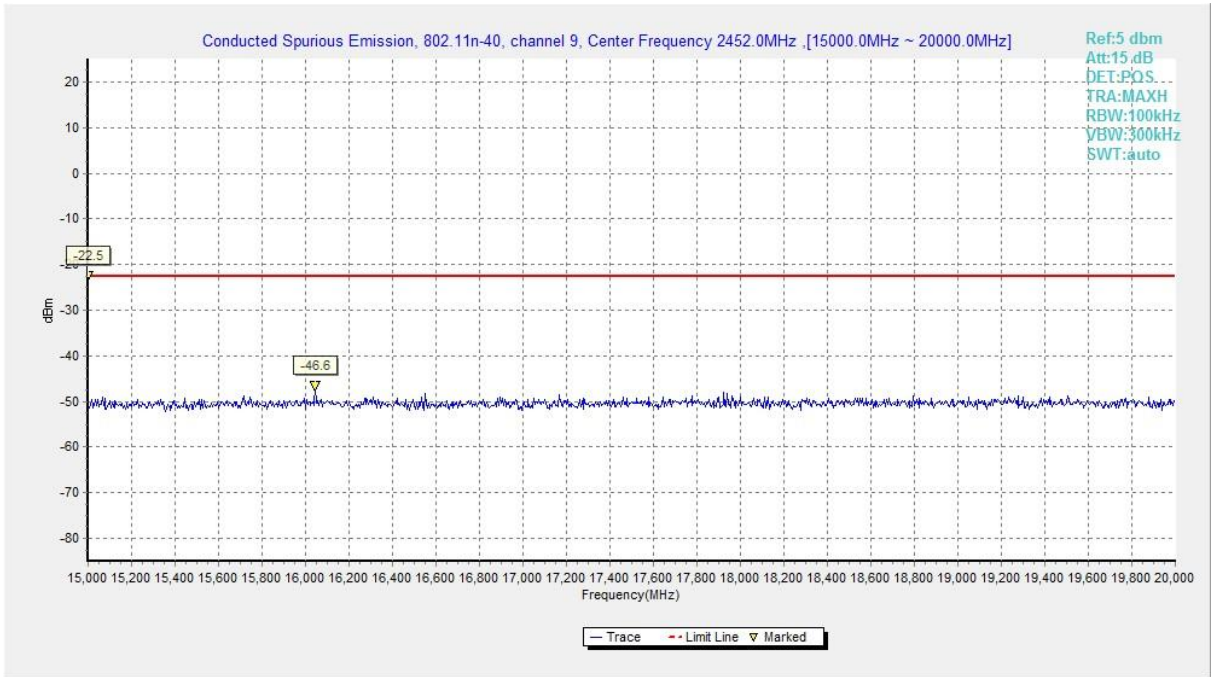


Fig.A.6.1.143 Conducted Spurious Emission (802.11n-HT40, Ch9, 15 GHz-20 GHz)

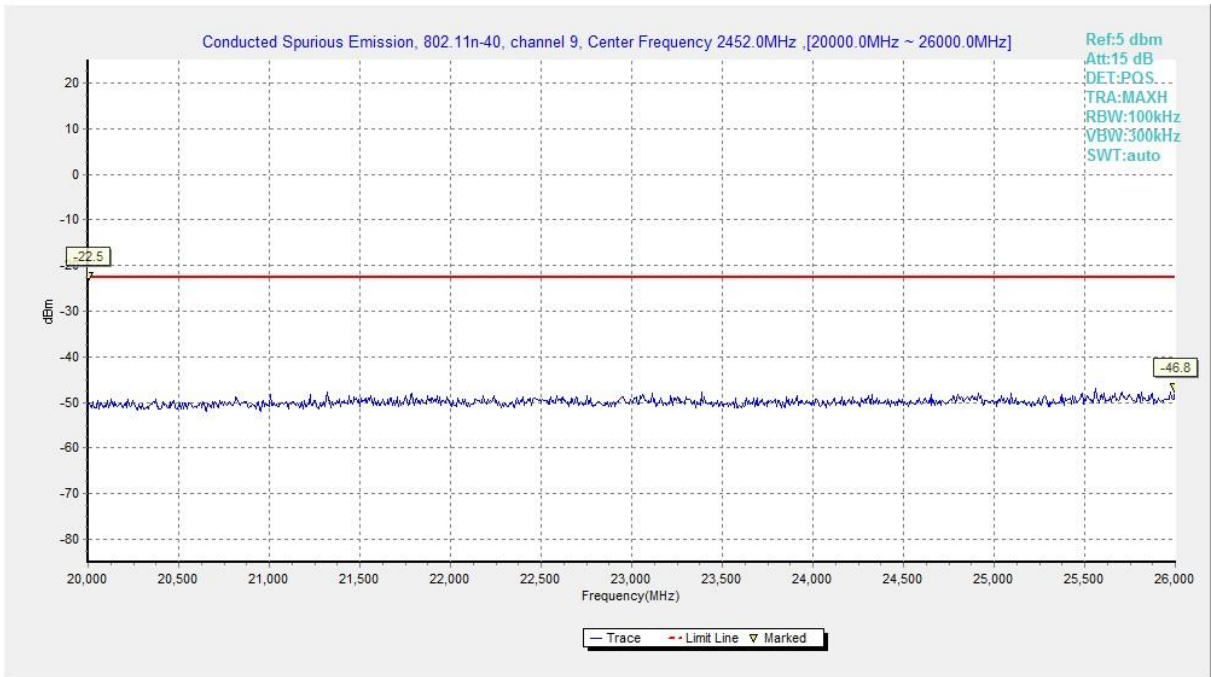


Fig.A.6.1.144 Conducted Spurious Emission (802.11n-HT40, Ch9, 20 GHz-26 GHz)

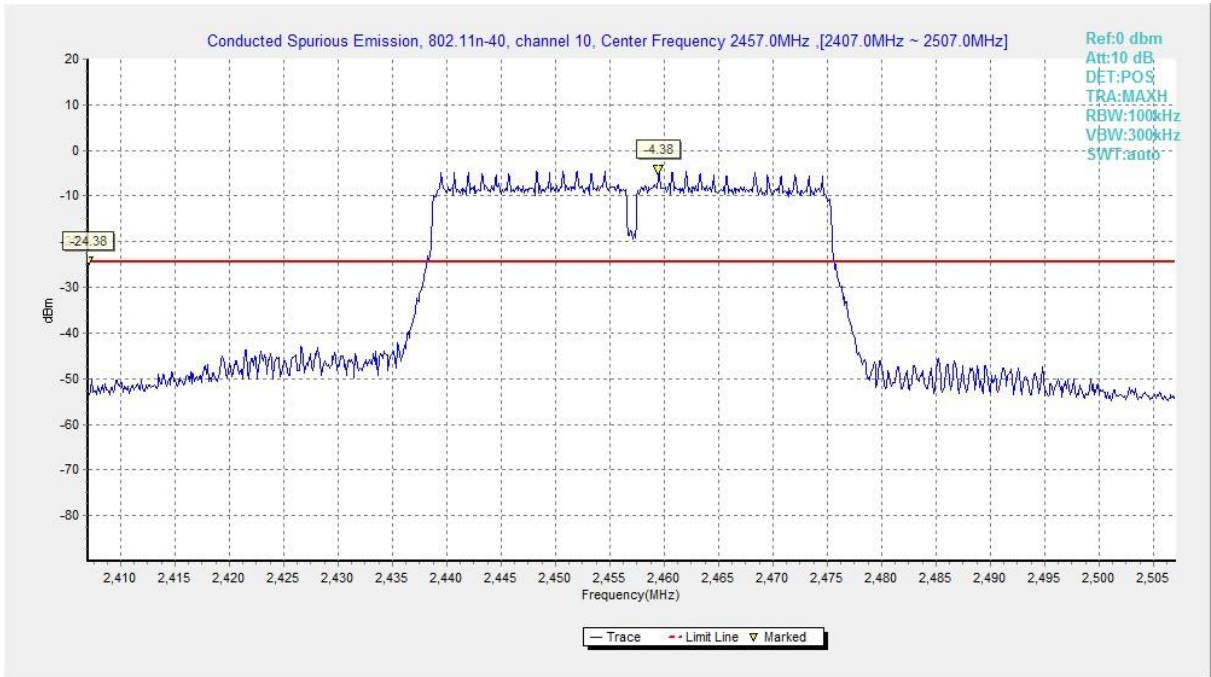


Fig.A.6.1.145 Conducted Spurious Emission (802.11 n-HT40, Ch10, Center Frequency)

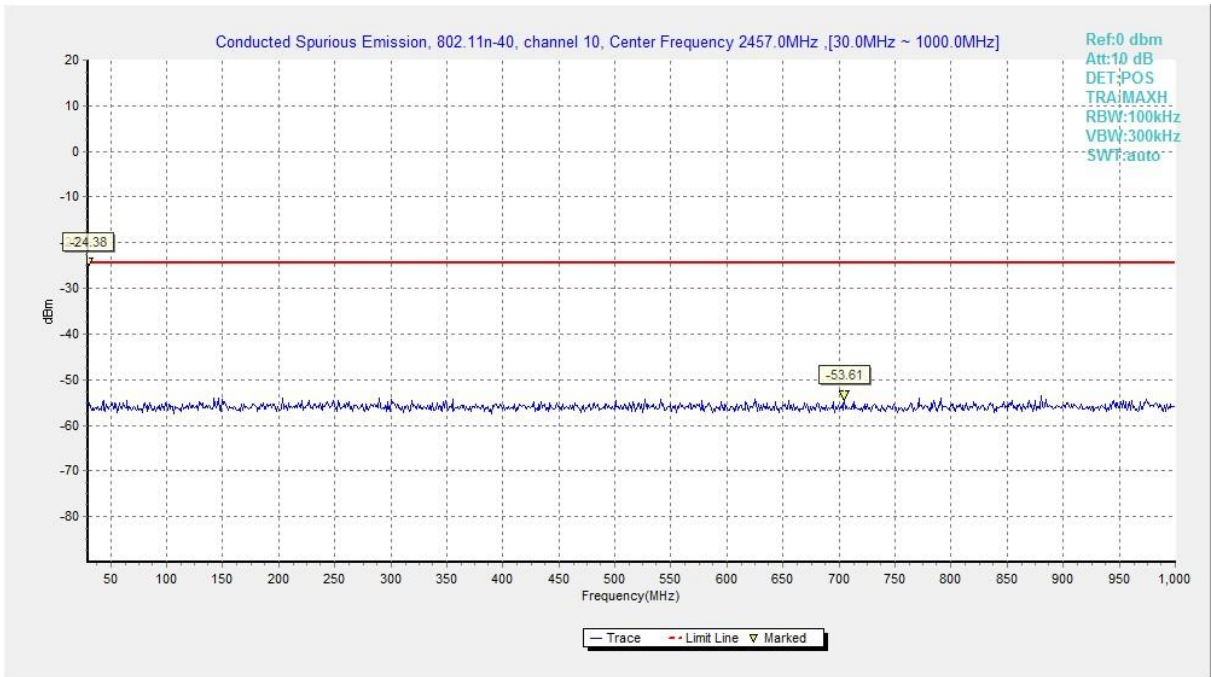


Fig.A.6.1.146 Conducted Spurious Emission (802.11 n-HT40, Ch10, 30 MHz-1 GHz)

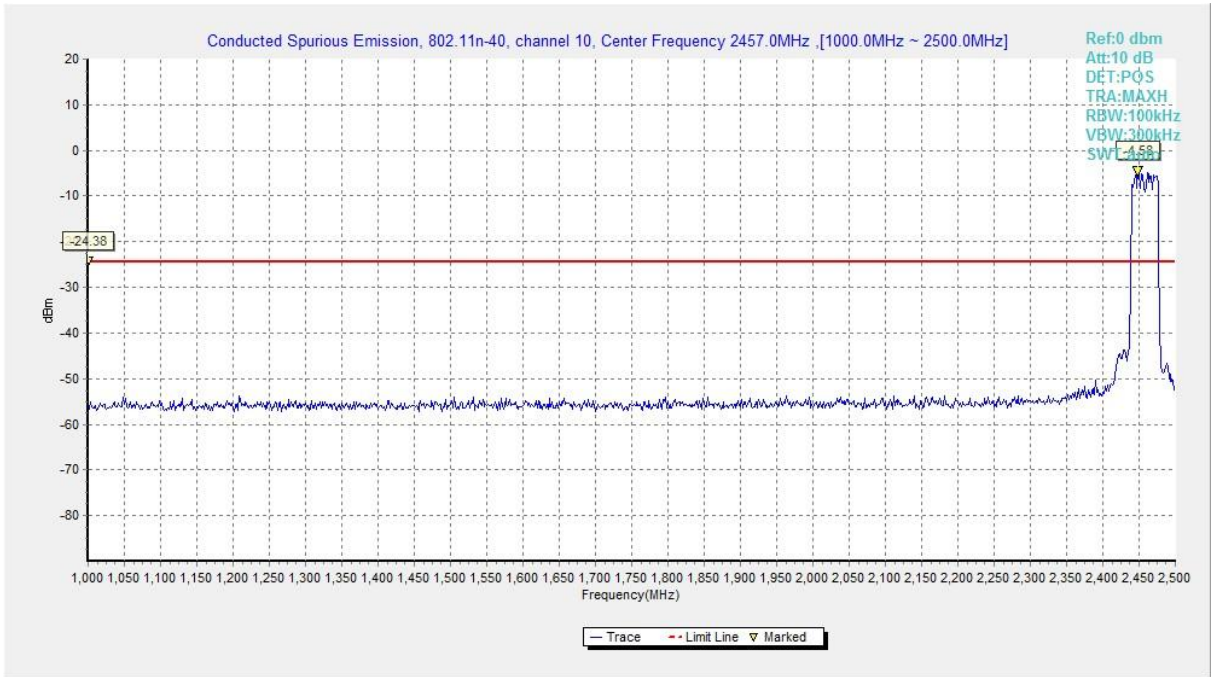


Fig.A.6.1.147 Conducted Spurious Emission (802.11 n-HT40, Ch10, 1 GHz-2.5 GHz)

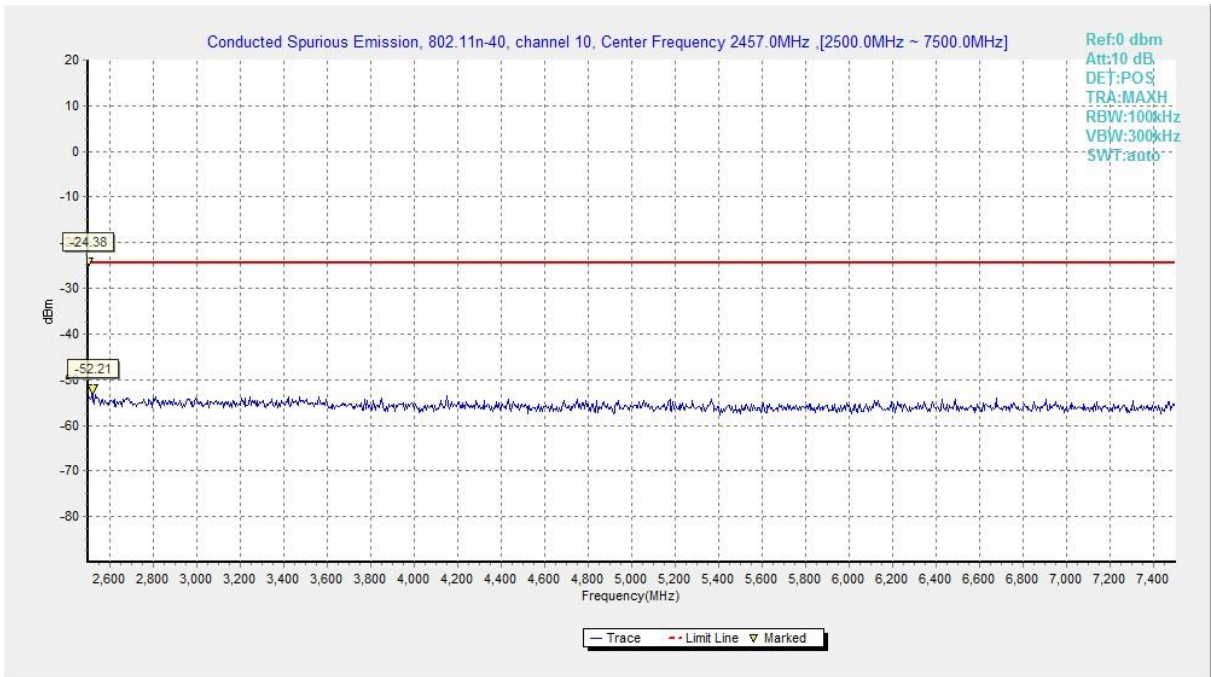


Fig.A.6.1.148 Conducted Spurious Emission (802.11 n-HT40, Ch10, 2.5 GHz-7.5 GHz)

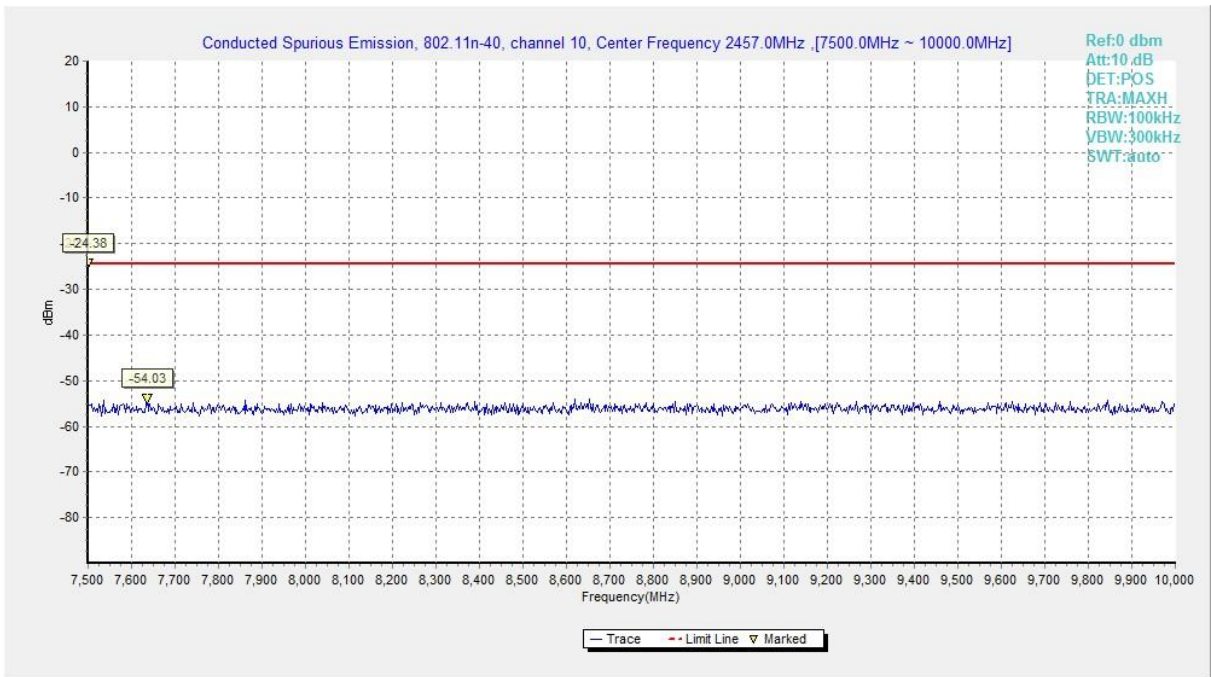


Fig.A.6.1.149 Conducted Spurious Emission (802.11 n-HT40, Ch10, 7.5 GHz-10 GHz)

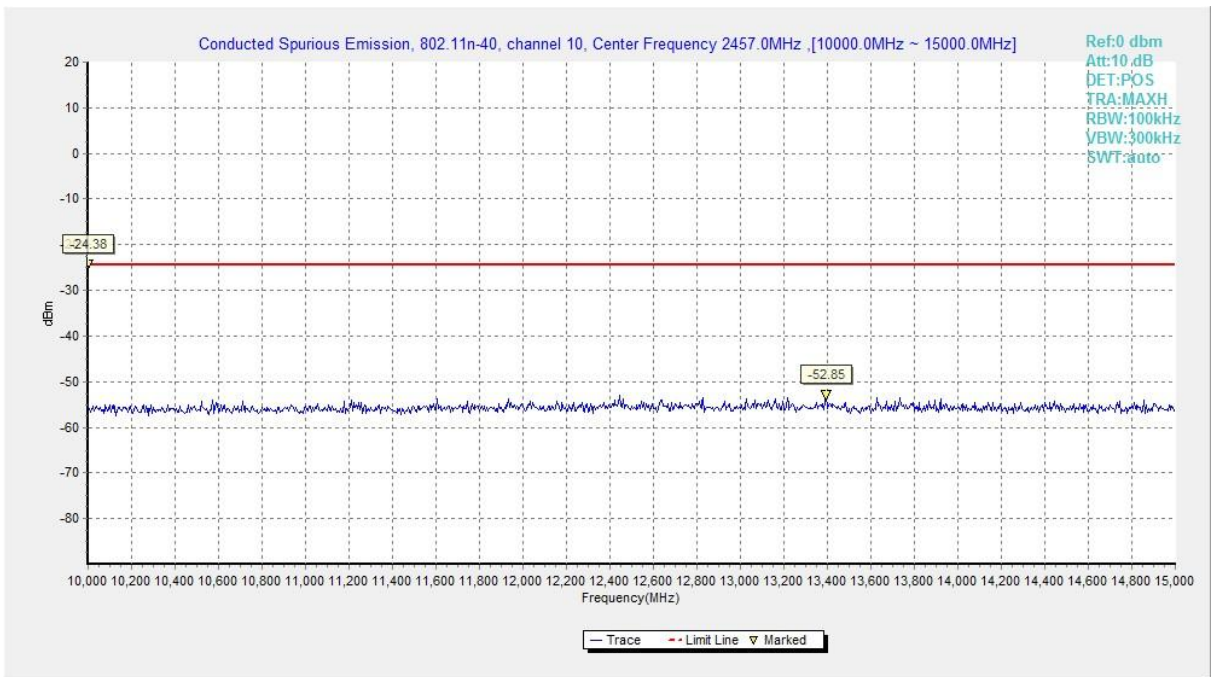


Fig.A.6.1.150 Conducted Spurious Emission (802.11 n-HT40, Ch10, 10 GHz-15 GHz)

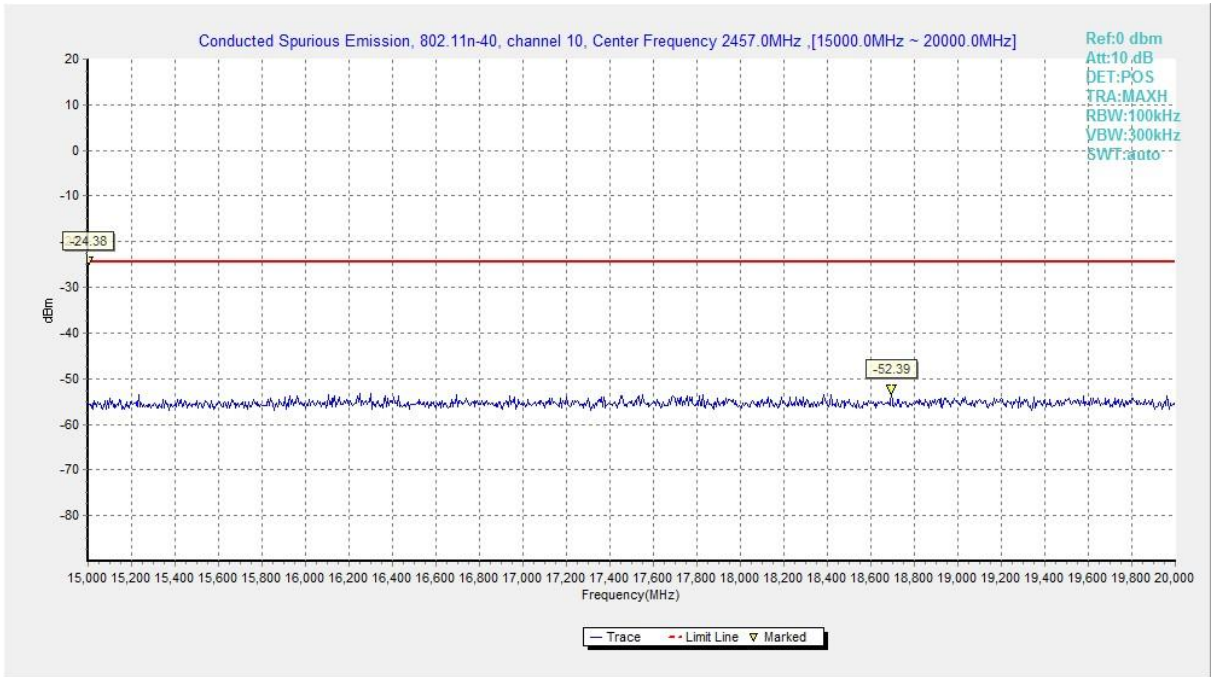


Fig.A.6.1.151 Conducted Spurious Emission (802.11 n-HT40, Ch10, 15 GHz-20 GHz)

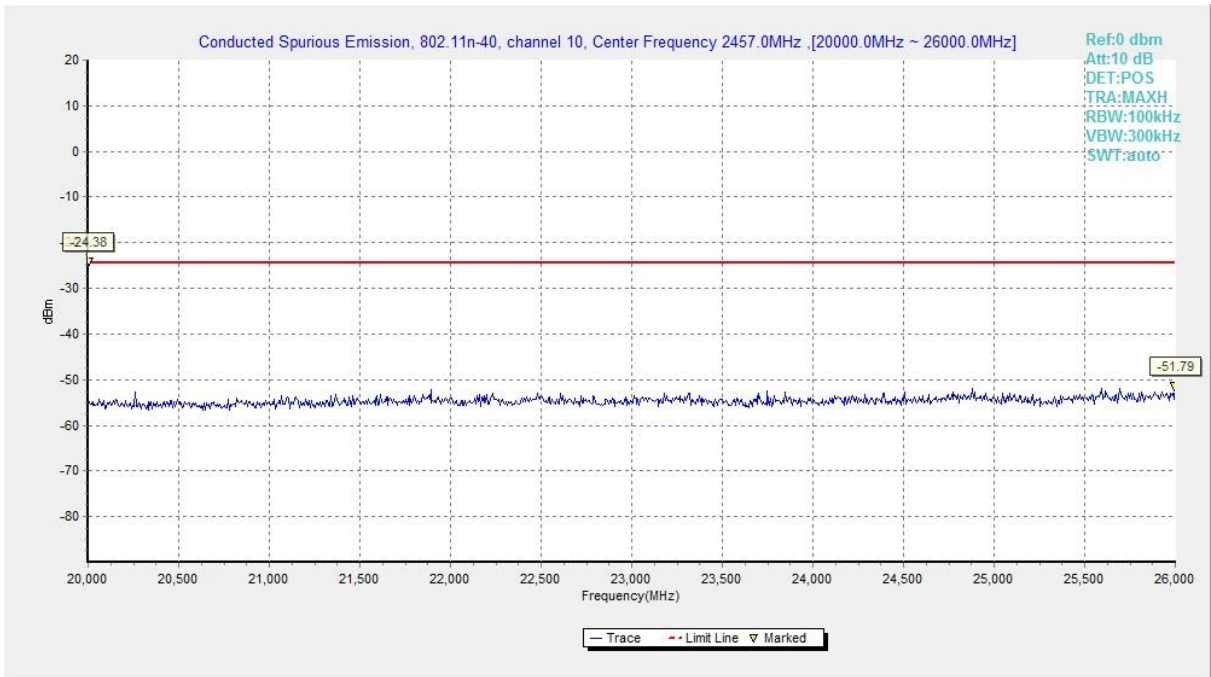


Fig.A.6.1.152 Conducted Spurious Emission (802.11 n-HT40, Ch10, 20 GHz-26 GHz)

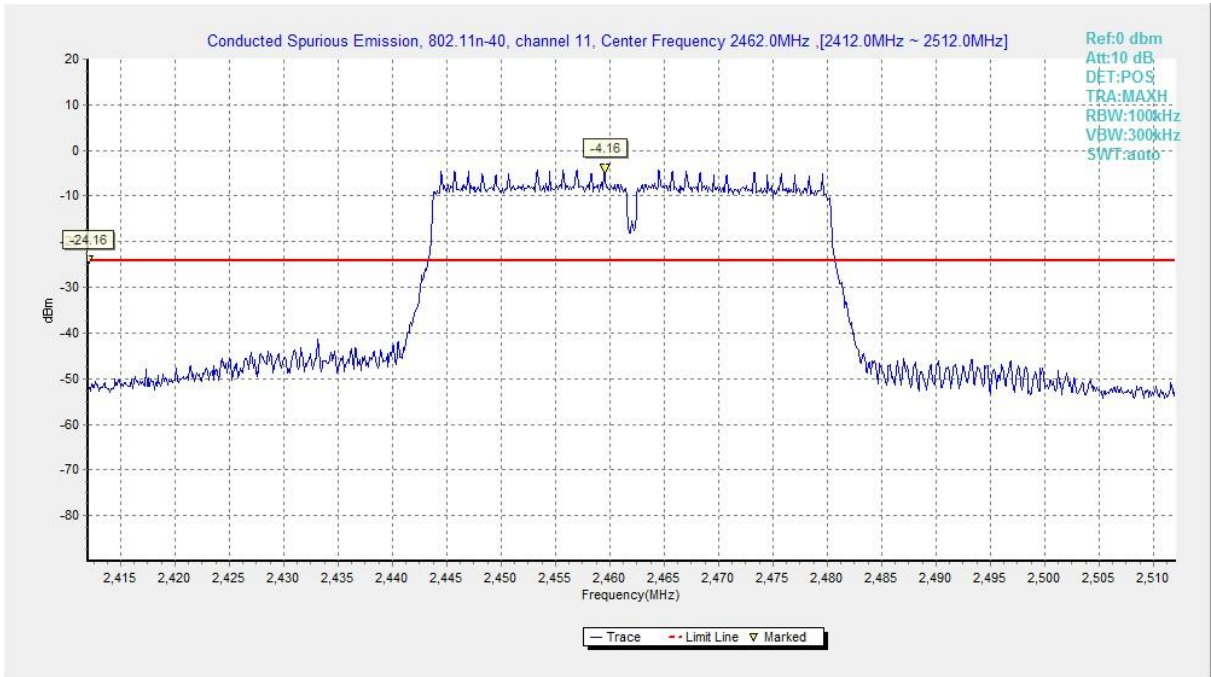


Fig.A.6.1.153 Conducted Spurious Emission (802.11 n-HT40, Ch11, Center Frequency)

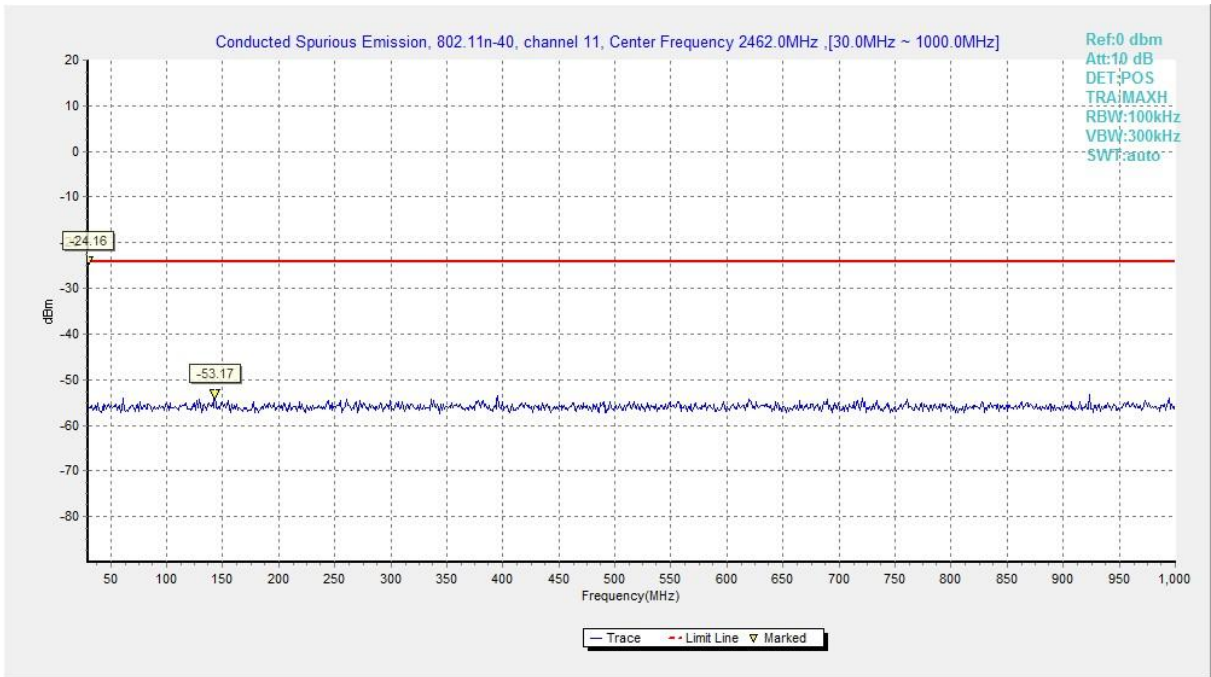


Fig.A.6.1.154 Conducted Spurious Emission (802.11 n-HT40, Ch11, 30 MHz-1 GHz)

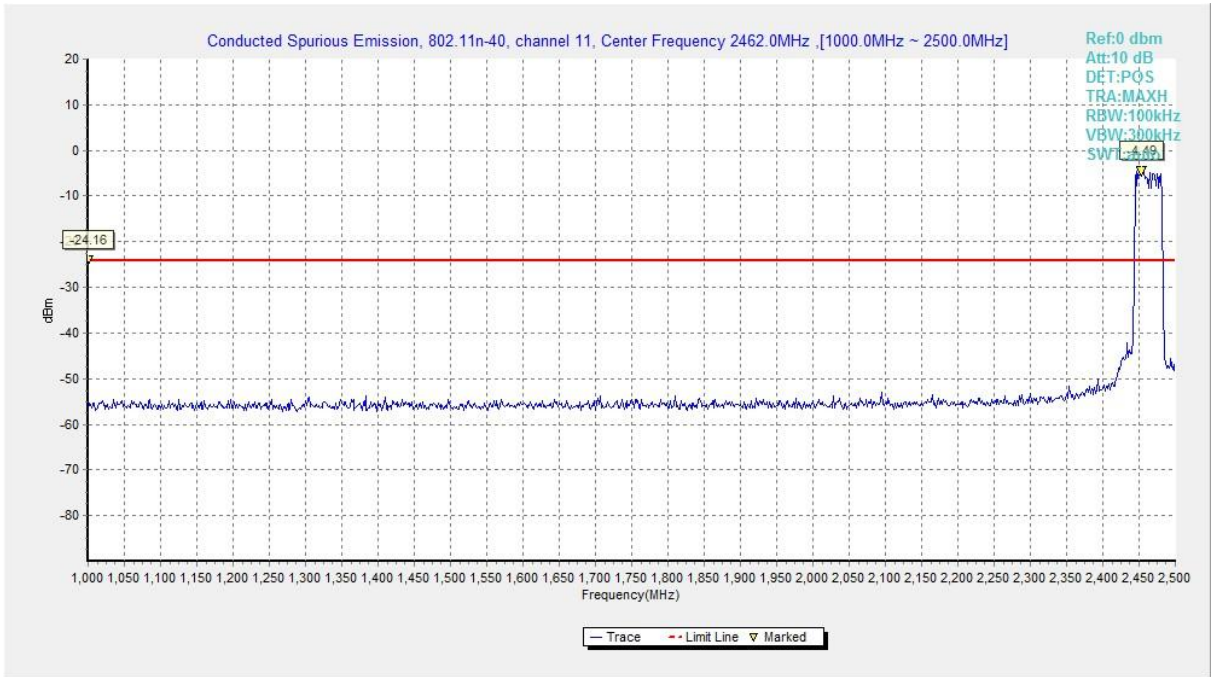


Fig.A.6.1.155 Conducted Spurious Emission (802.11 n-HT40, Ch11, 1 GHz-2.5 GHz)

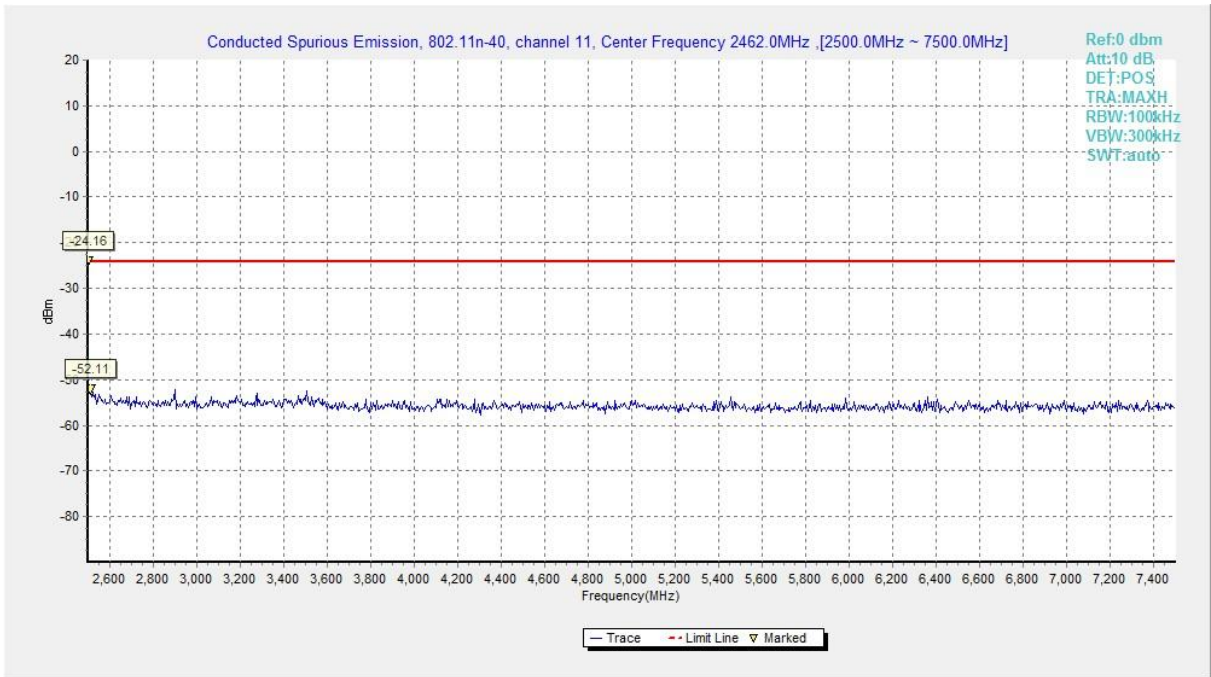


Fig.A.6.1.156 Conducted Spurious Emission (802.11 n-HT40, Ch11, 2.5 GHz-7.5 GHz)

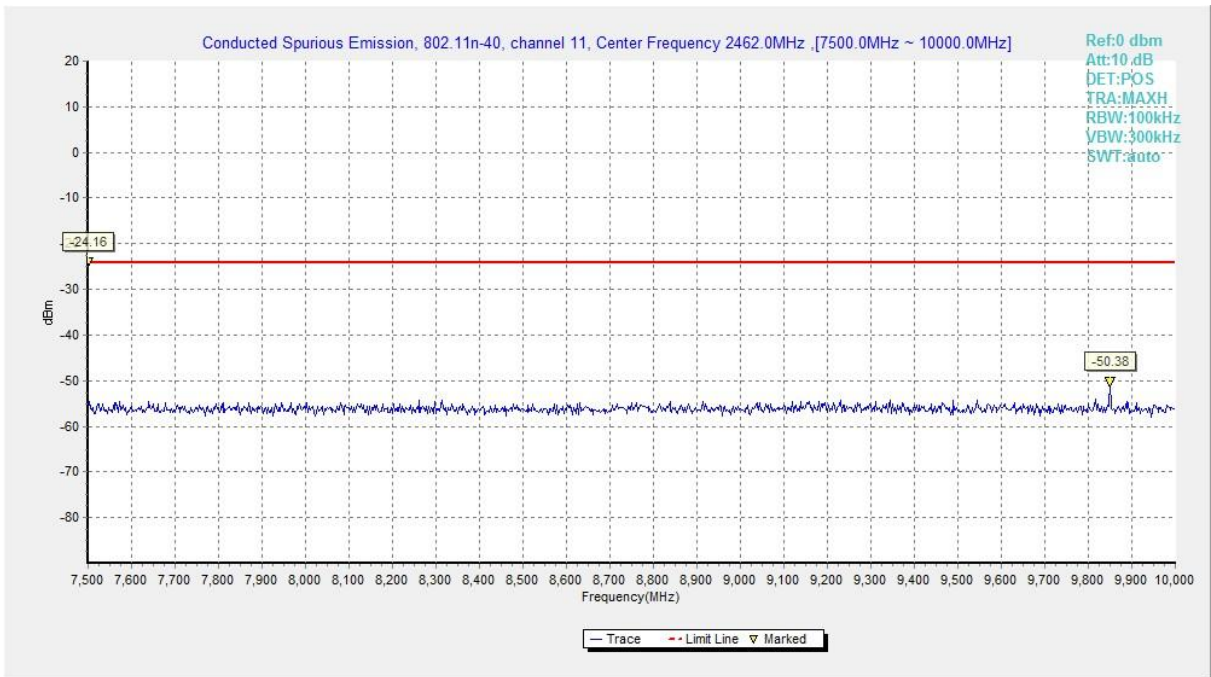


Fig.A.6.1.157 Conducted Spurious Emission (802.11 n-HT40, Ch11, 7.5 GHz-10 GHz)

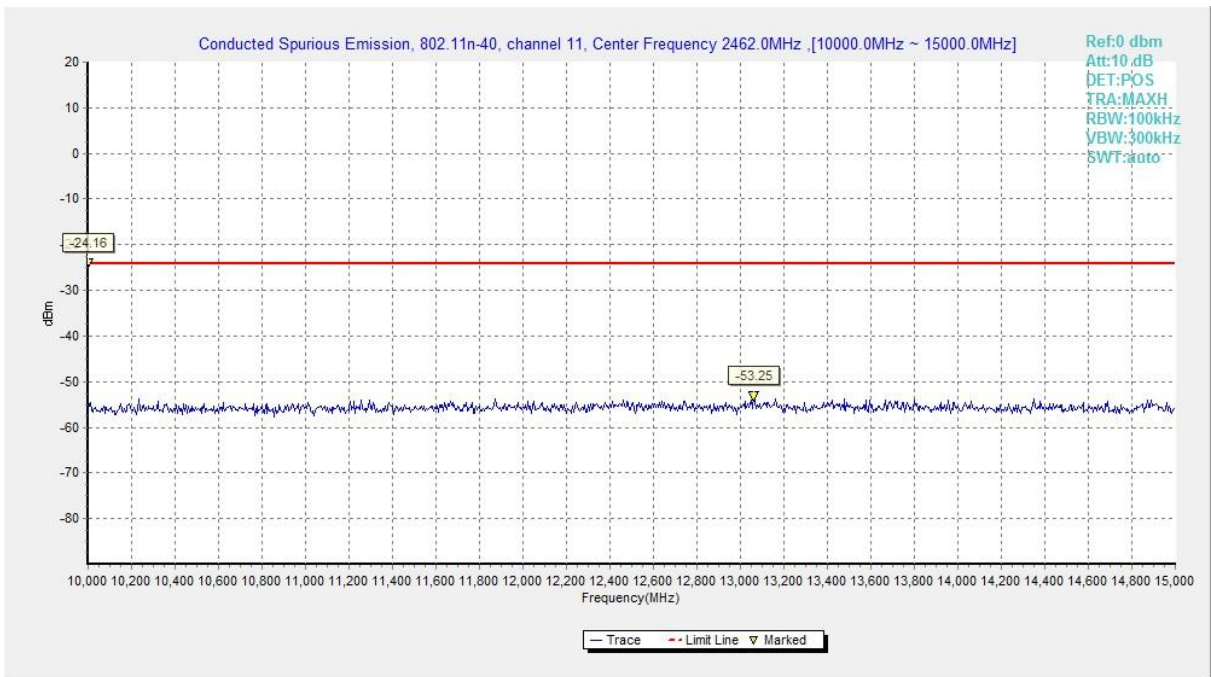


Fig.A.6.1.158 Conducted Spurious Emission (802.11 n-HT40, Ch11, 10 GHz-15 GHz)

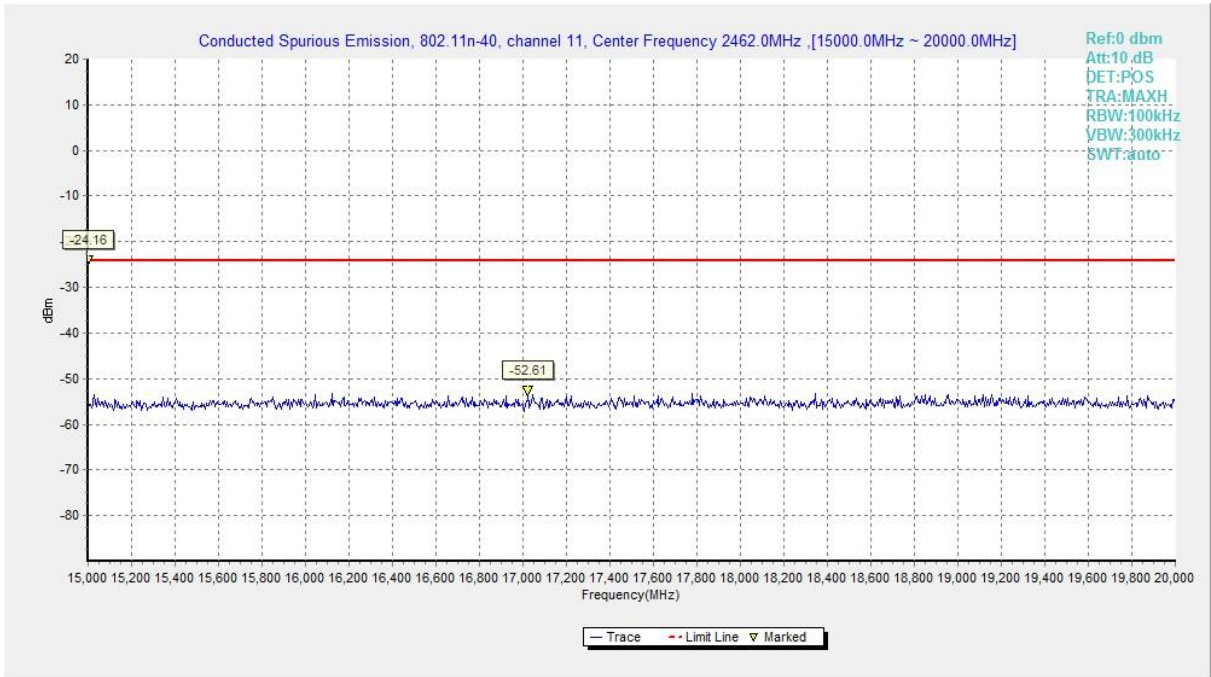


Fig.A.6.1.159 Conducted Spurious Emission (802.11 n-HT40, Ch11, 15 GHz-20 GHz)

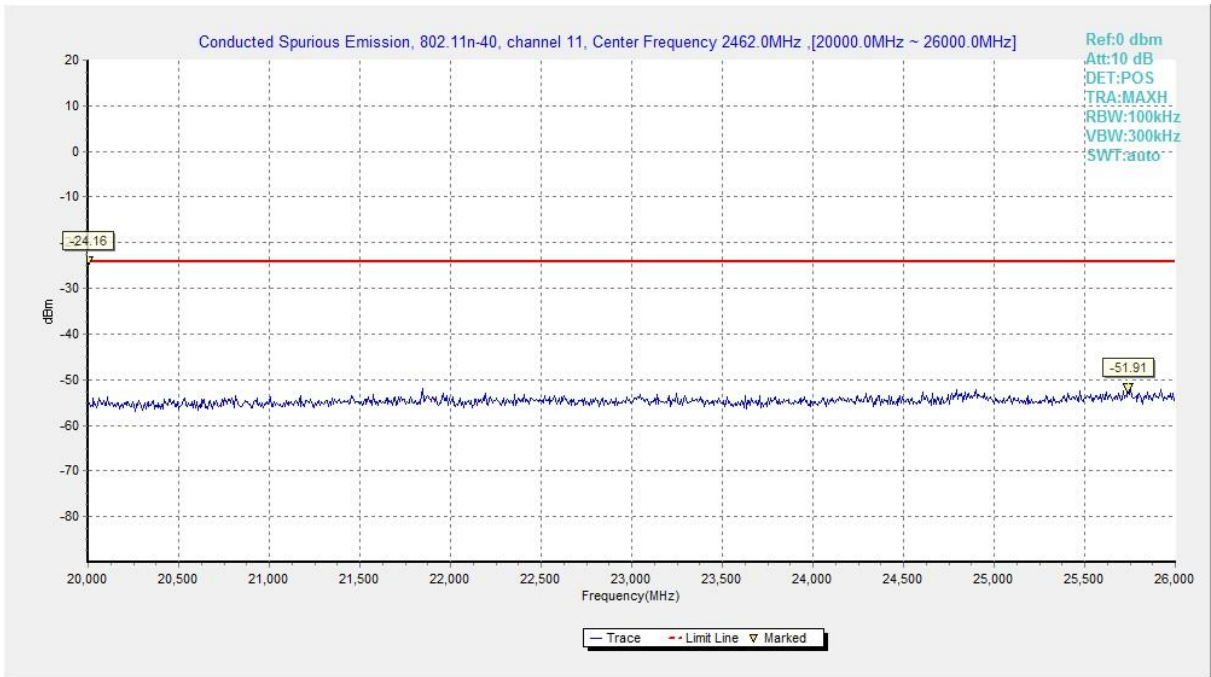


Fig.A.6.1.160 Conducted Spurious Emission (802.11 n-HT40, Ch11, 20 GHz-26 GHz)

A.6.2 Transmitter Spurious Emission - Radiated

Measurement Limit:

Standard	Limit
FCC 47 CFR Part 15.247, 15.205, 15.209	20dB below peak output power

In addition, radiated emissions which fall in the restricted bands, as defined in § 15.205(a), must also comply with the radiated emission limits specified in § 15.209(a) (see § 15.205(c)).

The measurement is made according to KDB558074.

Limit in restricted band:

Frequency of emission (MHz)	Field strength(uV/m)	Field strength(dBuV/m)
30-88	100	40
88-216	150	43.5
216-960	200	46
Above 960	500	54

Test Condition

The EUT was placed on a non-conductive table. The measurement antenna was placed at a distance of 3 meters from the EUT. During the tests, the antenna height and the EUT azimuth were varied in order to identify the maximum level of emissions from the EUT. This maximization process was repeated with the EUT positioned in each of its three orthogonal orientations.

Frequency of emission (MHz)	RBW/VBW	Sweep Time(s)
30-1000	100KHz/300KHz	5
1000-4000	1MHz/1MHz	15
4000-18000	1MHz/1MHz	40
18000-26500	1MHz/1MHz	20

EUT ID:EUT1

Modulation type and data rate tested:

802.11b	802.11g	802.11n-HT20	802.11n-HT40
11Mbps(CCK)	54Mbps(OFDM)	MCS3(OFDM)	MCS3(OFDM)

Measurement Results:

802.11b mode

Mode	Channel	Frequency Range	Test Results	Conclusion	
802.11b	Power	2.38GHz ~2.45GHz	Fig.A.6.2.1	P	
	1	1 GHz ~ 3 GHz	Fig.A.6.2.2	P	
		3 GHz ~ 18 GHz	Fig.A.6.2.3	P	
	6	30 MHz ~1 GHz	Fig.A.6.2.4	P	
		1 GHz ~ 3 GHz	Fig.A.6.2.5	P	
		3 GHz ~ 18 GHz	Fig.A.6.2.6	P	
	6	18 GHz~ 26.5 GHz	Fig.A.6.2.7	P	
		Power	2.45GHz ~2.5GHz	Fig.A.6.2.8	P
		11	1 GHz ~ 3 GHz	Fig.A.6.2.9	P
	3 GHz ~ 18 GHz		Fig.A.6.2.10	P	
	12	1 GHz ~ 3 GHz	Fig.A.6.2.11	P	
		3 GHz ~ 18 GHz	Fig.A.6.2.12	P	
	Power	2.45GHz ~2.5GHz	Fig.A.6.2.13	P	
	13	1 GHz ~ 3 GHz	Fig.A.6.2.14	P	
		3 GHz ~ 18 GHz	Fig.A.6.2.15	P	

802.11g mode

Mode	Channel	Frequency Range	Test Results	Conclusion	
802.11g	Power	2.38GHz ~2.43GHz	Fig.A.6.2.16	P	
	1	1 GHz ~ 3 GHz	Fig.A.6.2.17	P	
		3 GHz ~ 18 GHz	Fig.A.6.2.18	P	
	6	30 MHz ~1 GHz	Fig.A.6.2.19	P	
		1 GHz ~ 3 GHz	Fig.A.6.2.20	P	
		3 GHz ~ 18 GHz	Fig.A.6.2.21	P	
	6	18 GHz~ 26.5 GHz	Fig.A.6.2.22	P	
		Power	2.45GHz ~2.5GHz	Fig.A.6.2.23	P
		11	1 GHz ~ 3 GHz	Fig.A.6.2.24	P
	3 GHz ~ 18 GHz		Fig.A.6.2.25	P	
	12	1 GHz ~ 3 GHz	Fig.A.6.2.26	P	
		3 GHz ~ 18 GHz	Fig.A.6.2.27	P	
	Power	2.45GHz ~2.5GHz	Fig.A.6.2.28	P	
	13	1 GHz ~ 3 GHz	Fig.A.6.2.29	P	
		3 GHz ~ 18 GHz	Fig.A.6.2.30	P	

802.11n-HT20 mode

Mode	Channel	Frequency Range	Test Results	Conclusion	
802.11n (HT20)	Power	2.38GHz ~2.45GHz	Fig.A.6.2.31	P	
	1	1 GHz ~ 3 GHz	Fig.A.6.2.32	P	
		3 GHz ~ 18 GHz	Fig.A.6.2.33	P	
	6	30 MHz ~1 GHz	Fig.A.6.2.34	P	
		1 GHz ~ 3 GHz	Fig.A.6.2.35	P	
		3 GHz ~ 18 GHz	Fig.A.6.2.36	P	
	6	18 GHz~ 26.5 GHz	Fig.A.6.2.37	P	
		Power	2.45GHz ~2.5GHz	Fig.A.6.2.38	P
		11	1 GHz ~ 3 GHz	Fig.A.6.2.39	P
	3 GHz ~ 18 GHz		Fig.A.6.2.40	P	
	12	1 GHz ~ 3 GHz	Fig.A.6.2.41	P	
		3 GHz ~ 18 GHz	Fig.A.6.2.42	P	
	Power	2.45GHz ~2.5GHz	Fig.A.6.2.43	P	
	13	1 GHz ~ 3 GHz	Fig.A.6.2.44	P	
		3 GHz ~ 18 GHz	Fig.A.6.2.45	P	

802.11n-HT40 mode

Mode	Channel	Frequency Range	Test Results	Conclusion	
802.11n (HT40)	Power	2.38GHz ~2.45GHz	Fig.A.6.2.46	P	
	3	1 GHz ~ 3 GHz	Fig.A.6.2.47	P	
		3 GHz ~ 18 GHz	Fig.A.6.2.48	P	
	6	30 MHz ~1 GHz	Fig.A.6.2.49	P	
		1 GHz ~ 3 GHz	Fig.A.6.2.50	P	
		3 GHz ~ 18 GHz	Fig.A.6.2.51	P	
	6	18 GHz~ 26.5 GHz	Fig.A.6.2.52	P	
		Power	2.45GHz ~2.5GHz	Fig.A.6.2.53	P
		9	1 GHz ~ 3 GHz	Fig.A.6.2.54	P
	3 GHz ~ 18 GHz		Fig.A.6.2.55	P	
	12	1 GHz ~ 3 GHz	Fig.A.6.2.56	P	
		3 GHz ~ 18 GHz	Fig.A.6.2.57	P	
	Power	2.45GHz ~2.5GHz	Fig.A.6.2.58	P	
	13	1 GHz ~ 3 GHz	Fig.A.6.2.59	P	
		3 GHz ~ 18 GHz	Fig.A.6.2.60	P	

Conclusion: Pass

Measurement Uncertainty:

Frequency Range	Uncertainty(dB)
f ≤ 1GHz	3.9
f >1GHz	4.3

Note:

A "reference path loss" is established and the A_{Rpl} is the attenuation of "reference path loss", and including the gain of receive antenna, the gain of the preamplifier, the cable loss.

P_{Mea} is the field strength recorded from the instrument.

The measurement results are obtained as described below:

$$\text{Result} = P_{Mea} + A_{Rpl} = P_{Mea} + \text{Cable Loss} + \text{Antenna Factor}$$

802.11b

Ch1

Frequency(MHz)	Result (dBuV/m)	Cable Loss(dB)	Antenna Factor	P_{Mea} (dBuV/m)	Polarization
2389.890	47.1	-38.8	27.7	58.200	H
17943.000	53.7	-17.7	45.6	25.800	V
17928.000	53.7	-17.7	45.6	25.800	H
17968.500	53.3	-17.7	45.6	25.400	V
17982.000	53.3	-17.7	45.6	25.400	V
17989.500	53.3	-17.7	45.6	25.400	V

Ch6

Frequency(MHz)	Result (dBuV/m)	Cable Loss(dB)	Antenna Factor	P_{Mea} (dBuV/m)	Polarization
17986.500	53.5	-17.7	45.6	25.600	H
17998.500	53.2	-17.7	45.6	25.300	V
17991.000	53.2	-17.7	45.6	25.300	V
17761.500	53.1	-18.5	45.6	26.000	V
17988.000	53.0	-17.7	45.6	25.100	H
17976.000	53.0	-17.7	45.6	25.100	V

Ch11

Frequency(MHz)	Result (dBuV/m)	Cable Loss(dB)	Antenna Factor	P_{Mea} (dBuV/m)	Polarization
2483.780	46.4	-38.9	27.7	57.600	V
18000.000	54.3	-45.6	44.5	55.366	H
17737.500	53.9	-18.5	45.6	26.800	H
17998.500	53.6	-17.7	45.6	25.700	V
17817.000	53.5	-18.5	45.6	26.400	H
17809.500	53.4	-18.5	45.6	26.300	V

Ch12

Frequency(MHz)	Result (dBuV/m)	Cable Loss(dB)	Antenna Factor	P _{Mea} (dBuV/m)	Polarization
2495.660	45.6	-38.9	27.7	56.800	V
17773.500	52.7	-18.5	45.6	25.600	V
17995.500	52.6	-17.7	45.6	24.700	V
17986.500	52.5	-17.7	45.6	24.600	V
18000.000	52.4	-17.7	44.5	25.600	H
17755.500	52.3	-18.5	45.6	25.200	V

Ch13

Frequency(MHz)	Result (dBuV/m)	Cable Loss(dB)	Antenna Factor	P _{Mea} (dBuV/m)	Polarization
2483.575	49.2	-38.9	27.7	60.400	V
17985.000	52.5	-17.7	45.6	24.600	V
17958.000	52.2	-17.7	45.6	24.300	H
17973.000	52.2	-17.7	45.6	24.300	V
17982.000	52.1	-17.7	45.6	24.200	H
17862.000	51.8	-18.5	45.6	24.700	V

802.11g

Ch1

Frequency(MHz)	Result (dBuV/m)	Cable Loss(dB)	Antenna Factor	P _{Mea} (dBuV/m)	Polarization
2389.960	64.4	-38.8	27.7	75.500	H
17976.000	54.2	-17.7	45.6	26.300	V
17832.000	53.7	-18.5	45.6	26.600	H
17977.500	53.5	-17.7	45.6	25.600	V
17985.000	53.4	-17.7	45.6	25.500	V
17949.000	53.3	-17.7	45.6	25.400	V

Ch6

Frequency(MHz)	Result (dBuV/m)	Cable Loss(dB)	Antenna Factor	P _{Mea} (dBuV/m)	Polarization
17998.500	54.4	-17.7	45.6	26.500	H
17982.000	54.2	-17.7	45.6	26.300	V
17749.500	53.4	-18.5	45.6	26.300	V
17965.500	53.3	-17.7	45.6	25.400	V
17995.500	53.3	-17.7	45.6	25.400	V
17800.500	53.2	-18.5	45.6	26.100	V

Ch11

Frequency(MHz)	Result (dBuV/m)	Cable Loss(dB)	Antenna Factor	P _{Mea} (dBuV/m)	Polarization
2483.640	65.1	-38.9	27.7	76.300	H
17979.000	54.7	-17.7	45.6	26.800	V
17980.500	54.2	-17.7	45.6	26.300	V
17661.000	53.6	-18.9	45.6	26.900	V
17962.500	53.5	-17.7	45.6	25.600	V
17704.500	53.3	-18.9	45.6	26.600	V

Ch12

Frequency(MHz)	Result (dBuV/m)	Cable Loss(dB)	Antenna Factor	P _{Mea} (dBuV/m)	Polarization
2485.790	47.7	-38.9	27.7	58.900	V
17952.000	52.9	-17.7	45.6	25.000	H
17973.000	52.5	-17.7	45.6	24.600	V
17976.000	52.4	-17.7	45.6	24.500	V
17598.000	52.1	-18.9	45.6	25.400	H
17746.500	52.0	-18.5	45.6	24.900	V

Ch13

Frequency(MHz)	Result (dBuV/m)	Cable Loss(dB)	Antenna Factor	P _{Mea} (dBuV/m)	Polarization
2484.568	54.5	-38.9	27.7	65.700	V
17655.000	51.8	-18.9	45.6	25.100	V
17887.500	51.8	-18.5	45.6	24.700	V
17884.500	51.6	-18.5	45.6	24.500	V
17769.000	51.5	-18.5	45.6	24.400	V
17800.500	51.5	-18.5	45.6	24.400	H

802.11n-HT20

Ch1

Frequency(MHz)	Result (dBuV/m)	Cable Loss(dB)	Antenna Factor	P _{Mea} (dBuV/m)	Polarization
2389.500	61.8	-38.8	27.7	72.900	V
17757.000	54.1	-18.5	45.6	27.000	V
17958.000	53.8	-17.7	45.6	25.900	V
17793.000	53.7	-18.5	45.6	26.600	V
17991.000	53.7	-17.7	45.6	25.800	V
17983.500	53.5	-17.7	45.6	25.600	V

Ch6

Frequency(MHz)	Result (dBuV/m)	Cable Loss(dB)	Antenna Factor	P _{Mea} (dBuV/m)	Polarization
17742.000	54.8	-18.5	45.6	27.700	V
17973.000	54.0	-17.7	45.6	26.100	V
17967.000	54.0	-17.7	45.6	26.100	V
17932.500	53.9	-17.7	45.6	26.000	H
17952.000	53.9	-17.7	45.6	26.000	H
17776.500	53.9	-18.5	45.6	26.800	V

Ch11

Frequency(MHz)	Result (dBuV/m)	Cable Loss(dB)	Antenna Factor	P _{Mea} (dBuV/m)	Polarization
2484.200	61.6	-38.9	27.7	72.800	V
17991.000	54.4	-17.7	45.6	26.500	V
17989.500	54.3	-17.7	45.6	26.400	H
17928.000	53.9	-17.7	45.6	26.000	V
17649.000	53.8	-18.9	45.6	27.100	V
17983.500	53.8	-17.7	45.6	25.900	H

Ch12

Frequency(MHz)	Result (dBuV/m)	Cable Loss(dB)	Antenna Factor	P _{Mea} (dBuV/m)	Polarization
2484.675	46.9	-38.9	27.7	58.100	V
17809.500	52.3	-18.5	45.6	25.200	V
17973.000	52.1	-17.7	45.6	24.200	V
17941.500	52.0	-17.7	45.6	24.100	H
17890.500	51.9	-18.5	45.6	24.800	V
17989.500	51.9	-17.7	45.6	24.000	V

Ch13

Frequency(MHz)	Result (dBuV/m)	Cable Loss(dB)	Antenna Factor	P _{Mea} (dBuV/m)	Polarization
2484.250	53.1	-38.9	27.7	64.300	V
17635.500	53.0	-18.9	45.6	26.300	V
17971.500	52.5	-17.7	45.6	24.600	V
17871.000	52.4	-18.5	45.6	25.300	H
17803.500	51.8	-18.5	45.6	24.700	V
17781.000	51.8	-18.5	45.6	24.700	V

802.11n-HT40

Ch3

Frequency(MHz)	Result (dBuV/m)	Cable Loss(dB)	Antenna Factor	P _{Mea} (dBuV/m)	Polarization
2388.100	60.8	-38.8	27.7	71.900	V
17982.000	54.2	-17.7	45.6	26.300	V
17965.500	53.9	-17.7	45.6	26.000	H
17995.500	53.8	-17.7	45.6	25.900	V
18000.000	53.8	-45.6	44.5	54.866	V
17986.500	53.6	-17.7	45.6	25.700	H

Ch6

Frequency(MHz)	Result (dBuV/m)	Cable Loss(dB)	Antenna Factor	P _{Mea} (dBuV/m)	Polarization
17986.500	55.0	-17.7	45.6	27.100	V
17776.500	54.1	-18.5	45.6	27.000	H
17992.500	54.0	-17.7	45.6	26.100	V
17958.000	53.8	-17.7	45.6	25.900	H
17983.500	53.6	-17.7	45.6	25.700	V
17944.500	53.6	-17.7	45.6	25.700	V

Ch9

Frequency(MHz)	Result (dBuV/m)	Cable Loss(dB)	Antenna Factor	P _{Mea} (dBuV/m)	Polarization
2484.950	58.6	-38.9	27.7	69.800	V
17976.000	54.1	-17.7	45.6	26.200	V
17796.000	54.1	-18.5	45.6	27.000	H
17944.500	54.1	-17.7	45.6	26.200	V
17991.000	54.0	-17.7	45.6	26.100	H
17949.000	53.9	-17.7	45.6	26.000	V

Ch10

Frequency(MHz)	Result (dBuV/m)	Cable Loss(dB)	Antenna Factor	P _{Mea} (dBuV/m)	Polarization
2492.390	59.5	-38.9	27.7	70.700	V
17989.500	53.3	-17.7	45.6	25.400	V
17766.000	52.3	-18.5	45.6	25.200	V
17979.000	52.2	-17.7	45.6	24.300	H
17824.500	52.0	-18.5	45.6	24.900	V
17899.500	51.9	-18.5	45.6	24.800	V

Ch11

Frequency(MHz)	Result (dBuV/m)	Cable Loss(dB)	Antenna Factor	P _{Mea} (dBuV/m)	Polarization
2484.280	60.4	-38.9	27.7	71.600	H
17914.500	52.3	-17.7	45.6	24.400	V
17986.500	52.1	-17.7	45.6	24.200	V
17806.500	52.0	-18.5	45.6	24.900	H
17992.500	51.9	-17.7	45.6	24.000	V
17814.000	51.8	-18.5	45.6	24.700	V

Test graphs as below:

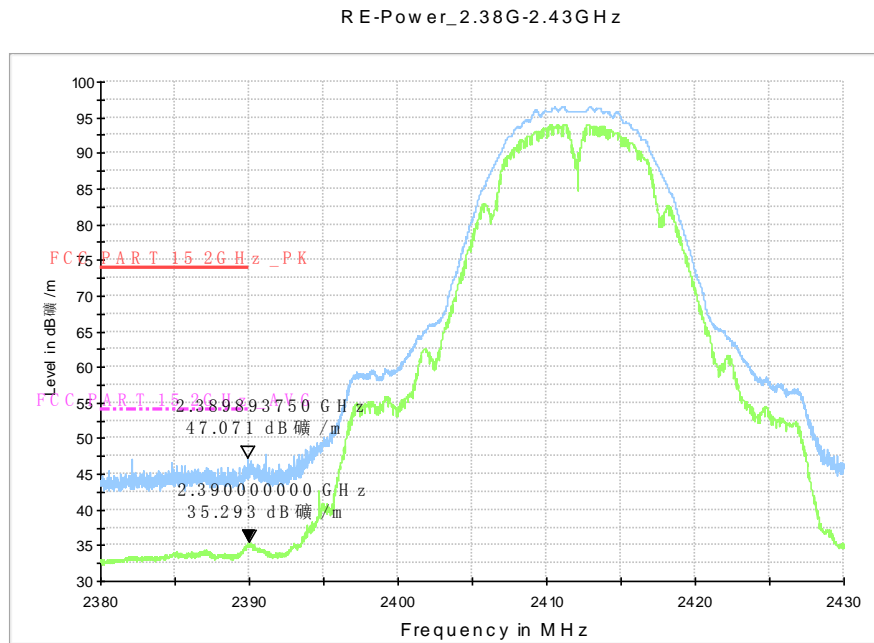


Fig.A.6.2.1 Radiated Spurious Emission (Power): 802.11b, ch1, 2.38 GHz – 2.45GHz

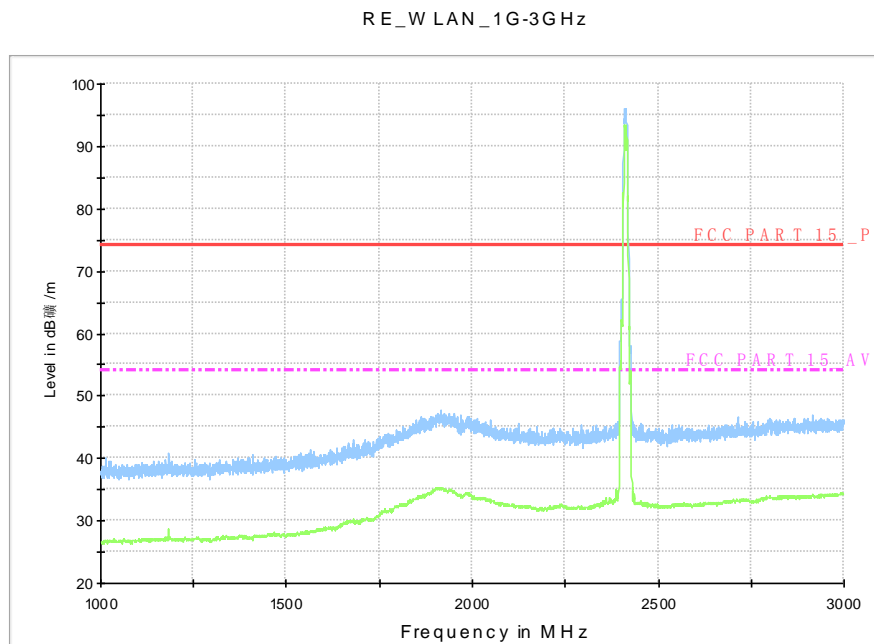


Fig.A.6.2.2 Radiated Spurious Emission (802.11b, Ch1, 1 GHz-3 GHz)

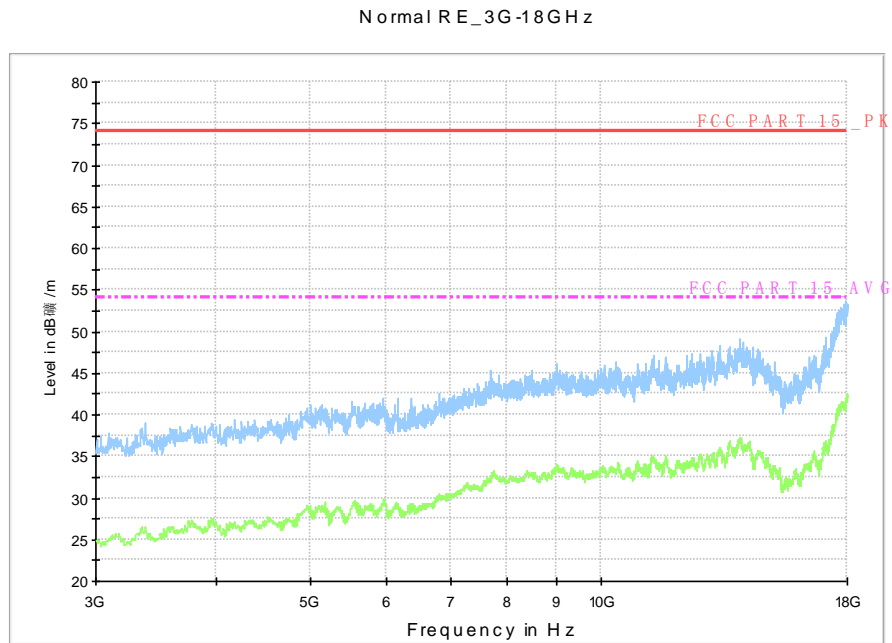


Fig.A.6.2.3 Radiated Spurious Emission (802.11b, Ch1, 3 GHz-18 GHz)

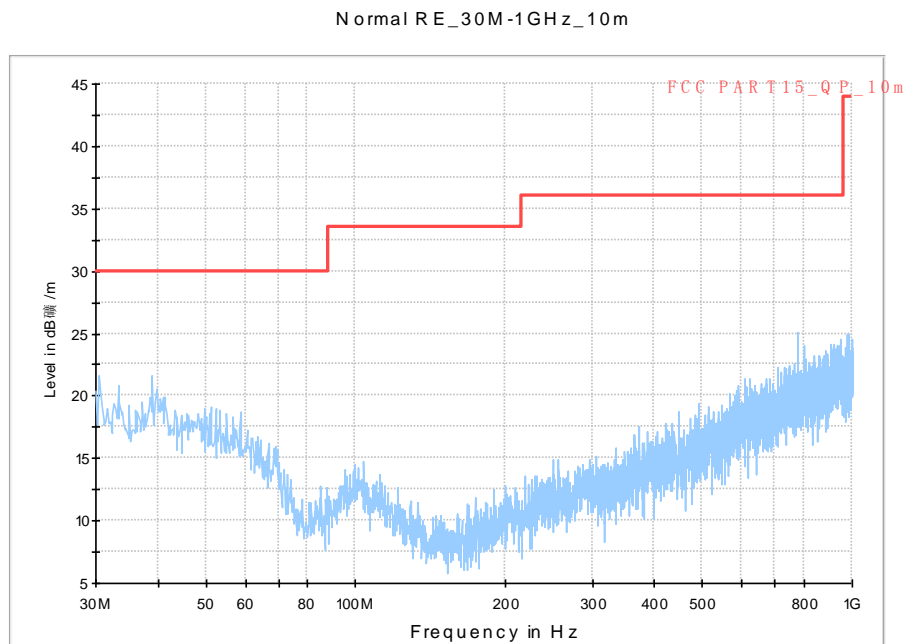


Fig.A.6.2.4 Radiated Spurious Emission (802.11b, Ch6, 30 MHz-1 GHz)

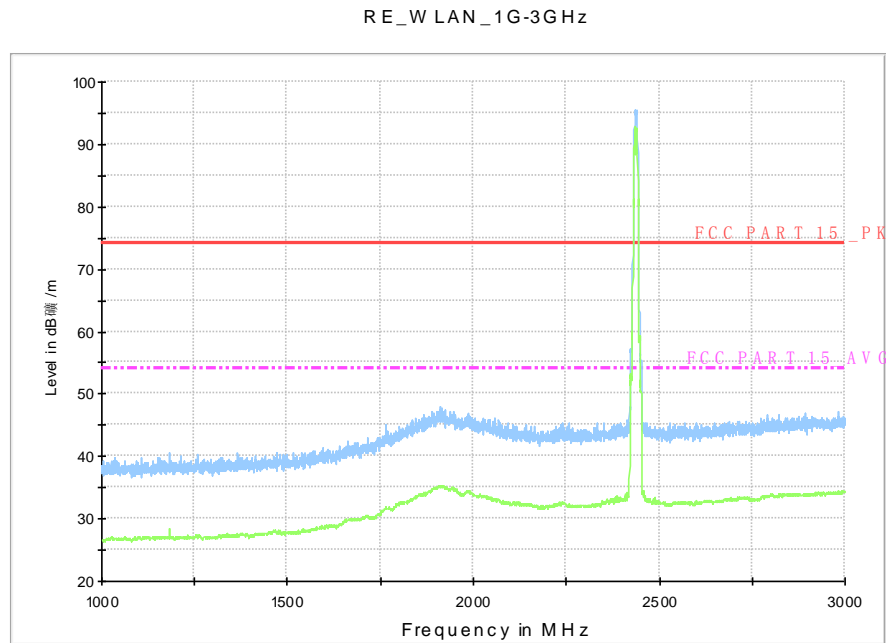


Fig.A.6.2.5 Radiated Spurious Emission (802.11b, Ch6, 1 GHz-3 GHz)

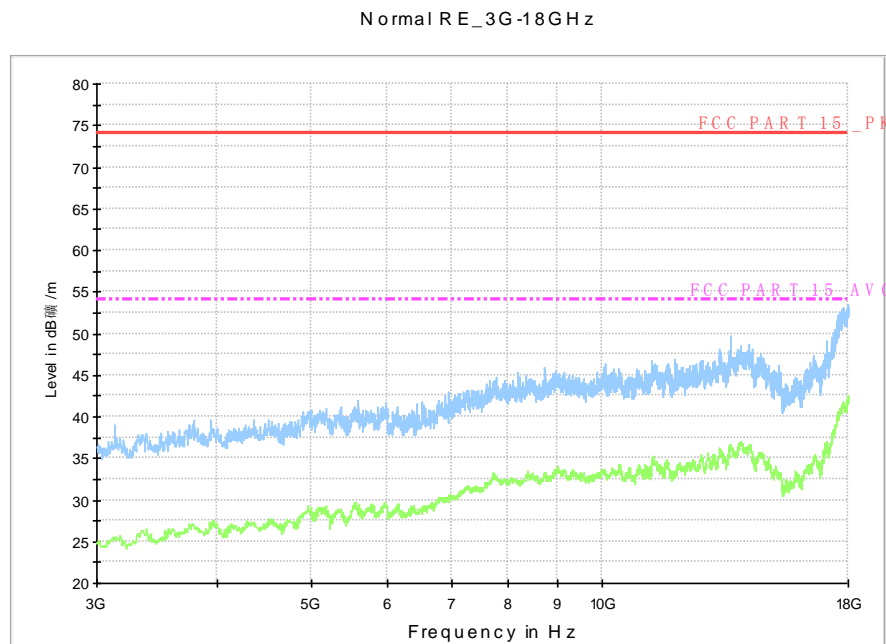


Fig.A.6.2.6 Radiated Spurious Emission (802.11b, Ch6, 3 GHz-18 GHz)

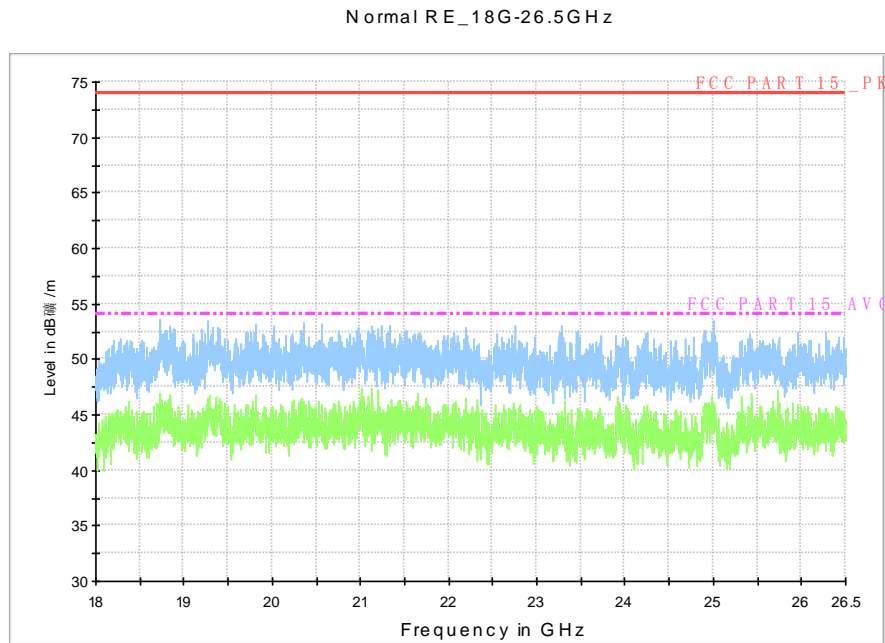


Fig.A.6.2.7 Radiated Spurious Emission (802.11b, Ch6, 18GHz – 26.5GHz)

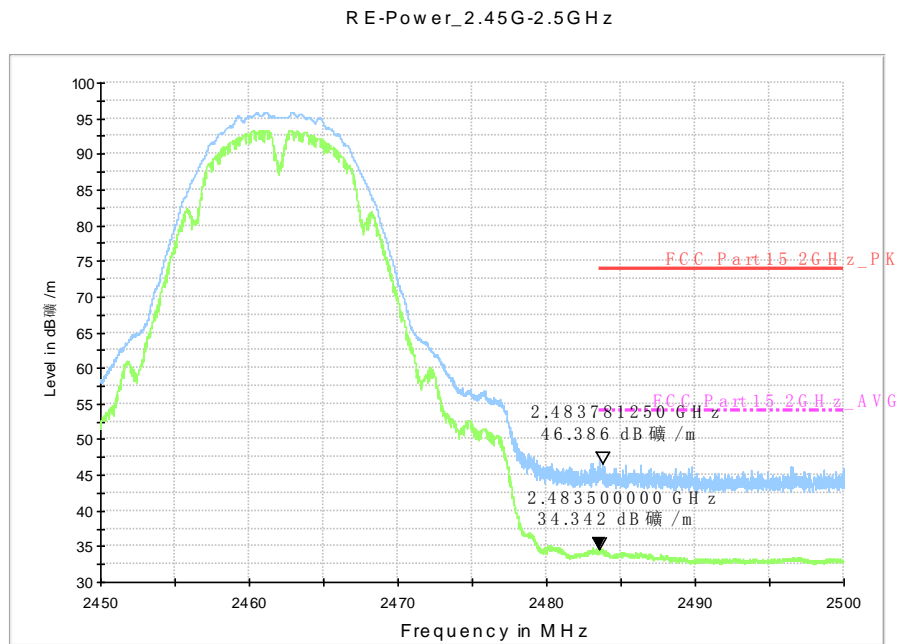


Fig.A.6.2.8 Radiated Spurious Emission (Power): 802.11b, ch11, 2.45 GHz - 2.50GHz