



**FCC PART 15C  
TEST REPORT  
No. 2013WLN0827**

**for**

**TCT Mobile Limited**

**HSUPA/HSDPA/UMTS dual band/GSM Tri band mobile phone**

**Model name: Yaris-4 VF**

**Marketing Name: Vodafone 785**

**With**

**FCC ID: RAD439**

**Hardware Version: PIO**

**Software Version: SVN05**

**Issued Date: 2014-01-02**



**Note:**The test results in this test report relate only to the devices specified in this report. This report shall not be reproduced except in full without the written approval of TMC Beijing.

**Test Laboratory:**

TMC Beijing, Telecommunication Metrology Center of Ministry of Industry and Information Technology

No. 52, Huayuan Bei Road, Haidian District, Beijing, P. R. China, 100191

Tel:+86(0)10-62304633-2046, Fax:+86(0)10-62304633-2063 Email:welcome@emcite.com. [www.emcite.com](http://www.emcite.com)

## CONTENTS

<b>CONTENTS .....</b>	<b>2</b>
<b>1. TEST LABORATORY .....</b>	<b>10</b>
1.1. TESTING LOCATION .....	10
1.2. PROJECT DATA .....	10
1.3. SIGNATURE.....	10
<b>2. CLIENT INFORMATION .....</b>	<b>11</b>
2.1. APPLICANT INFORMATION.....	11
2.2. MANUFACTURER INFORMATION.....	11
<b>3. EQUIPMENT UNDER TEST(EUT) AND ANCILLARY EQUIPMENT(AE).....</b>	<b>12</b>
3.1. ABOUT EUT .....	12
3.2. INTERNAL IDENTIFICATION OF EUT USED DURING THE TEST .....	12
3.3. INTERNAL IDENTIFICATION OF AE USED DURING THE TEST.....	12
3.4. GENERAL DESCRIPTION .....	12
<b>4. REFERENCE DOCUMENTS .....</b>	<b>13</b>
4.1. DOCUMENTS SUPPLIED BY APPLICANT .....	13
4.2. REFERENCE DOCUMENTS FOR TESTING .....	13
<b>5. LABORATORY ENVIRONMENT .....</b>	<b>13</b>
<b>6. SUMMARY OF TEST RESULTS.....</b>	<b>13</b>
6.1. SUMMARY OF TEST RESULTS .....	13
6.2. STATEMENTS .....	14
6.3. TEST CONDITIONS .....	14
<b>7. TEST EQUIPMENTS UTILIZED.....</b>	<b>14</b>
<b>ANNEX A: MEASUREMENT RESULTS .....</b>	<b>15</b>
A.1. MEASUREMENT METHOD.....	15
A.2. MAXIMUM OUTPUT POWER.....	16
A.2.1. MAXIMUM PEAK OUTPUT POWER-CONDUCTED .....	16
A.2.2. MAXIMUM AVERAGE OUTPUT POWER-CONDUCTED .....	17
A.3. PEAK POWER SPECTRAL DENSITY .....	18
FIG. A.3.1 POWER SPECTRAL DENSITY (802.11B, CH 1) .....	19
FIG. A.3.2 POWER SPECTRAL DENSITY (802.11B, CH 6) .....	19
FIG. A.3.3 POWER SPECTRAL DENSITY (802.11B, CH 11) .....	20
FIG. A.3.4 POWER SPECTRAL DENSITY (802.11B, CH 12) .....	20
FIG. A.3.5 POWER SPECTRAL DENSITY (802.11B, CH 13) .....	21
FIG. A.3.6 POWER SPECTRAL DENSITY (802.11G, CH 1) .....	21
FIG. A.3.7 POWER SPECTRAL DENSITY (802.11G, CH 6) .....	22
FIG. A.3.8 POWER SPECTRAL DENSITY (802.11G, CH 11) .....	22
FIG. A.3.9 POWER SPECTRAL DENSITY (802.11G, CH 12) .....	23

FIG. A.3.10	POWER SPECTRAL DENSITY (802.11G, CH 13) .....	23
FIG. A.3.11	POWER SPECTRAL DENSITY (802.11N-HT20, CH 1) .....	24
FIG. A.3.12	POWER SPECTRAL DENSITY (802.11N-HT20, CH 6) .....	24
FIG. A.3.13	POWER SPECTRAL DENSITY (802.11N-HT20, CH 11).....	25
FIG. A.3.14	POWER SPECTRAL DENSITY (802.11N-HT20, CH 12) .....	25
FIG. A.3.15	POWER SPECTRAL DENSITY (802.11N-HT20, CH 13) .....	26
FIG. A.3.16	POWER SPECTRAL DENSITY (802.11N-HT40, CH 3) .....	26
FIG. A.3.17	POWER SPECTRAL DENSITY (802.11N-HT40, CH 6) .....	27
FIG. A.3.18	POWER SPECTRAL DENSITY (802.11N-HT40, CH 9) .....	27
FIG. A.3.19	POWER SPECTRAL DENSITY (802.11N-HT40, CH 10) .....	28
FIG. A.3.20	POWER SPECTRAL DENSITY (802.11N-HT40, CH 11).....	28
A.4.	OCCUPIED 6DB BANDWIDTH.....	29
FIG. A.4.1	OCCUPIED 6DB BANDWIDTH (802.11B, CH 1).....	30
FIG. A.4.2	OCCUPIED 6DB BANDWIDTH (802.11B, CH 6).....	30
FIG. A.4.3	OCCUPIED 6DB BANDWIDTH (802.11B, CH 11) .....	31
FIG. A.4.4	OCCUPIED 6DB BANDWIDTH (802.11B, CH 12).....	31
FIG. A.4.5	OCCUPIED 6DB BANDWIDTH (802.11B, CH 13).....	32
FIG. A.4.6	OCCUPIED 6DB BANDWIDTH (802.11G, CH 1).....	32
FIG. A.4.7	OCCUPIED 6DB BANDWIDTH (802.11G, CH 6).....	33
FIG. A.4.8	OCCUPIED 6DB BANDWIDTH (802.11G, CH 11) .....	33
FIG. A.4.9	OCCUPIED 6DB BANDWIDTH (802.11G, CH 12).....	34
FIG. A.4.10	OCCUPIED 6DB BANDWIDTH (802.11G, CH 13).....	34
FIG. A.4.11	OCCUPIED 6DB BANDWIDTH (802.11N-20MHZ, CH 1) .....	35
FIG. A.4.12	OCCUPIED 6DB BANDWIDTH (802.11N-HT20, CH 6) .....	35
FIG. A.4.13	OCCUPIED 6DB BANDWIDTH (802.11N-HT20, CH 11) .....	36
FIG. A.4.14	OCCUPIED 6DB BANDWIDTH (802.11N-HT20, CH 12) .....	36
FIG. A.4.15	OCCUPIED 6DB BANDWIDTH (802.11N-HT20, CH 13) .....	37
FIG. A.4.16	OCCUPIED 6DB BANDWIDTH (802.11N-40MHZ, CH 3) .....	37
FIG. A.4.17	OCCUPIED 6DB BANDWIDTH (802.11N-HT40, CH 6) .....	38
FIG. A.4.18	OCCUPIED 6DB BANDWIDTH (802.11N-HT40, CH 9) .....	38
FIG. A.4.19	OCCUPIED 6DB BANDWIDTH (802.11N-HT40, CH 10) .....	39
FIG. A.4.20	OCCUPIED 6DB BANDWIDTH (802.11N-HT40, CH 11) .....	39
A.5.	BAND EDGES COMPLIANCE .....	40
FIG. A.5.1	BAND EDGES (802.11B, CH 1) .....	41
FIG. A.5.2	BAND EDGES (802.11B, CH 11).....	41
FIG. A.5.3	BAND EDGES (802.11B, CH 13) .....	42
FIG. A.5.4	BAND EDGES (802.11G, CH 1) .....	42
FIG. A.5.5	BAND EDGES (802.11G, CH 11).....	43
FIG. A.5.6	BAND EDGES (802.11G, CH 13) .....	43
FIG. A.5.7	BAND EDGES (802.11N-HT20, CH 1) .....	44
FIG. A.5.8	BAND EDGES (802.11N-HT20, CH 11).....	44
FIG. A.5.9	BAND EDGES (802.11N-HT20, CH 13).....	45
FIG. A.5.10	BAND EDGES (802.11N-HT40, CH 3) .....	45
FIG. A.5.11	BAND EDGES (802.11N-HT40, CH 9) .....	46

FIG. A.5.12	BAND EDGES (802.11N-HT40, CH11).....	46
A.6.	TRANSMITTER SPURIOUS EMISSION .....	47
A.6.1	TRANSMITTER SPURIOUS EMISSION - CONDUCTED .....	47
FIG. A.6.1.1	CONDUCTED SPURIOUS EMISSION (802.11B, CH1, CENTER FREQUENCY) .....	52
FIG. A.6.1.2	CONDUCTED SPURIOUS EMISSION (802.11B, CH1, 30 MHz-1 GHz) .....	52
FIG. A.6.1.3	CONDUCTED SPURIOUS EMISSION (802.11B, CH1, 1 GHz-2.5 GHz).....	53
FIG. A.6.1.4	CONDUCTED SPURIOUS EMISSION (802.11B, CH1, 2.5 GHz-7.5 GHz).....	53
FIG. A.6.1.5	CONDUCTED SPURIOUS EMISSION (802.11B, CH1, 7.5 GHz-10 GHz).....	54
FIG. A.6.1.6	CONDUCTED SPURIOUS EMISSION (802.11B, CH1, 10 GHz-15 GHz).....	54
FIG. A.6.1.7	CONDUCTED SPURIOUS EMISSION (802.11B, CH1, 15 GHz-20 GHz).....	55
FIG. A.6.1.8	CONDUCTED SPURIOUS EMISSION (802.11B, CH1, 20 GHz-26 GHz).....	55
FIG. A.6.1.9	CONDUCTED SPURIOUS EMISSION (802.11B, CH6, CENTER FREQUENCY) .....	56
FIG. A.6.1.10	CONDUCTED SPURIOUS EMISSION (802.11B, CH6, 30 MHz-1 GHz) .....	56
FIG. A.6.1.11	CONDUCTED SPURIOUS EMISSION (802.11B, CH6, 1 GHz-2.5 GHz).....	57
FIG. A.6.1.12	CONDUCTED SPURIOUS EMISSION (802.11B, CH6, 2.5 GHz-7.5 GHz).....	57
FIG. A.6.1.13	CONDUCTED SPURIOUS EMISSION (802.11B, CH6, 7.5 GHz-10 GHz).....	58
FIG. A.6.1.14	CONDUCTED SPURIOUS EMISSION (802.11B, CH6, 10 GHz-15 GHz).....	58
FIG. A.6.1.15	CONDUCTED SPURIOUS EMISSION (802.11B, CH6, 15 GHz-20 GHz).....	59
FIG. A.6.1.16	CONDUCTED SPURIOUS EMISSION (802.11B, CH6, 20 GHz-26 GHz).....	59
FIG. A.6.1.17	CONDUCTED SPURIOUS EMISSION (802.11B, CH11, CENTER FREQUENCY) .....	60
FIG. A.6.1.18	CONDUCTED SPURIOUS EMISSION (802.11B, CH11, 30 MHz-1 GHz).....	60
FIG. A.6.1.19	CONDUCTED SPURIOUS EMISSION (802.11B, CH11, 1 GHz-2.5 GHz) .....	61
FIG. A.6.1.20	CONDUCTED SPURIOUS EMISSION (802.11B, CH11, 2.5 GHz-7.5 GHz) .....	61
FIG. A.6.1.21	CONDUCTED SPURIOUS EMISSION (802.11B, CH11, 7.5 GHz-10 GHz) .....	62
FIG. A.6.1.22	CONDUCTED SPURIOUS EMISSION (802.11B, CH11, 10 GHz-15 GHz) .....	62
FIG. A.6.1.23	CONDUCTED SPURIOUS EMISSION (802.11B, CH11, 15 GHz-20 GHz) .....	63
FIG. A.6.1.24	CONDUCTED SPURIOUS EMISSION (802.11B, CH11, 20 GHz-26 GHz) .....	63
FIG. A.6.1.25	CONDUCTED SPURIOUS EMISSION (802.11B, CH12, CENTER FREQUENCY) .....	64
FIG. A.6.1.26	CONDUCTED SPURIOUS EMISSION (802.11B, CH12, 30 MHz-1 GHz) .....	64
FIG. A.6.1.27	CONDUCTED SPURIOUS EMISSION (802.11B, CH12, 1 GHz-2.5 GHz).....	65
FIG. A.6.1.28	CONDUCTED SPURIOUS EMISSION (802.11B, CH12, 2.5 GHz-7.5 GHz).....	65
FIG. A.6.1.29	CONDUCTED SPURIOUS EMISSION (802.11B, CH12, 7.5 GHz-10 GHz).....	66
FIG. A.6.1.30	CONDUCTED SPURIOUS EMISSION (802.11B, CH12, 10 GHz-15 GHz).....	66
FIG. A.6.1.31	CONDUCTED SPURIOUS EMISSION (802.11B, CH12, 15 GHz-20 GHz).....	67
FIG. A.6.1.32	CONDUCTED SPURIOUS EMISSION (802.11B, CH12, 20 GHz-26 GHz).....	67
FIG. A.6.1.33	CONDUCTED SPURIOUS EMISSION (802.11B, CH13, CENTER FREQUENCY) .....	68
FIG. A.6.1.34	CONDUCTED SPURIOUS EMISSION (802.11B, CH13, 30 MHz-1 GHz) .....	68
FIG. A.6.1.35	CONDUCTED SPURIOUS EMISSION (802.11B, CH13, 1 GHz-2.5 GHz).....	69
FIG. A.6.1.36	CONDUCTED SPURIOUS EMISSION (802.11B, CH13, 2.5 GHz-7.5 GHz).....	69
FIG. A.6.1.37	CONDUCTED SPURIOUS EMISSION (802.11B, CH13, 7.5 GHz-10 GHz).....	70
FIG. A.6.1.38	CONDUCTED SPURIOUS EMISSION (802.11B, CH13, 10 GHz-15 GHz).....	70
FIG. A.6.1.39	CONDUCTED SPURIOUS EMISSION (802.11B, CH13, 15 GHz-20 GHz).....	71
FIG. A.6.1.40	CONDUCTED SPURIOUS EMISSION (802.11B, CH13, 20 GHz-26 GHz).....	71
FIG. A.6.1.41	CONDUCTED SPURIOUS EMISSION (802.11G, CH1, CENTER FREQUENCY) .....	72

FIG. A.6.1.42	CONDUCTED SPURIOUS EMISSION (802.11G, CH1, 30 MHz-1 GHz) .....	72
FIG. A.6.1.43	CONDUCTED SPURIOUS EMISSION (802.11G, CH1, 1 GHz-2.5 GHz).....	73
FIG. A.6.1.44	CONDUCTED SPURIOUS EMISSION (802.11G, CH1, 2.5 GHz-7.5 GHz).....	73
FIG. A.6.1.45	CONDUCTED SPURIOUS EMISSION (802.11G, CH1, 7.5 GHz-10 GHz).....	74
FIG. A.6.1.46	CONDUCTED SPURIOUS EMISSION (802.11G, CH1, 10 GHz-15 GHz).....	74
FIG. A.6.1.47	CONDUCTED SPURIOUS EMISSION (802.11G, CH1, 15 GHz-20 GHz).....	75
FIG. A.6.1.48	CONDUCTED SPURIOUS EMISSION (802.11G, CH1, 20 GHz-26 GHz).....	75
FIG. A.6.1.49	CONDUCTED SPURIOUS EMISSION (802.11G, CH6, CENTER FREQUENCY) .....	76
FIG. A.6.1.50	CONDUCTED SPURIOUS EMISSION (802.11G, CH6, 30 MHz-1 GHz) .....	76
FIG. A.6.1.51	CONDUCTED SPURIOUS EMISSION (802.11G, CH6, 1 GHz-2.5 GHz).....	77
FIG. A.6.1.52	CONDUCTED SPURIOUS EMISSION (802.11G, CH6, 2.5 GHz-7.5 GHz).....	77
FIG. A.6.1.53	CONDUCTED SPURIOUS EMISSION (802.11G, CH6, 7.5 GHz-10 GHz).....	78
FIG. A.6.1.54	CONDUCTED SPURIOUS EMISSION (802.11G, CH6, 10 GHz-15 GHz).....	78
FIG. A.6.1.55	CONDUCTED SPURIOUS EMISSION (802.11G, CH6, 15 GHz-20 GHz).....	79
FIG. A.6.1.56	CONDUCTED SPURIOUS EMISSION (802.11G, CH6, 20 GHz-26 GHz).....	79
FIG. A.6.1.57	CONDUCTED SPURIOUS EMISSION (802.11G, CH11, CENTER FREQUENCY) .....	80
FIG. A.6.1.58	CONDUCTED SPURIOUS EMISSION (802.11G, CH11, 30 MHz-1 GHz).....	80
FIG. A.6.1.59	CONDUCTED SPURIOUS EMISSION (802.11G, CH11, 1 GHz-2.5 GHz) .....	81
FIG. A.6.1.60	CONDUCTED SPURIOUS EMISSION (802.11G, CH11, 2.5 GHz-7.5 GHz) .....	81
FIG. A.6.1.61	CONDUCTED SPURIOUS EMISSION (802.11G, CH11, 7.5 GHz-10 GHz) .....	82
FIG. A.6.1.62	CONDUCTED SPURIOUS EMISSION (802.11G, CH11, 10 GHz-15 GHz) .....	82
FIG. A.6.1.63	CONDUCTED SPURIOUS EMISSION (802.11G, CH11, 15 GHz-20 GHz) .....	83
FIG. A.6.1.64	CONDUCTED SPURIOUS EMISSION (802.11G, CH11, 20 GHz-26 GHz) .....	83
FIG. A.6.1.65	CONDUCTED SPURIOUS EMISSION (802.11G, CH12, CENTER FREQUENCY) .....	84
FIG. A.6.1.66	CONDUCTED SPURIOUS EMISSION (802.11G, CH12, 30 MHz-1 GHz) .....	84
FIG. A.6.1.67	CONDUCTED SPURIOUS EMISSION (802.11G, CH12, 1 GHz-2.5 GHz).....	85
FIG. A.6.1.68	CONDUCTED SPURIOUS EMISSION (802.11G, CH12, 2.5 GHz-7.5 GHz).....	85
FIG. A.6.1.69	CONDUCTED SPURIOUS EMISSION (802.11G, CH12, 7.5 GHz-10 GHz).....	86
FIG. A.6.1.70	CONDUCTED SPURIOUS EMISSION (802.11G, CH12, 10 GHz-15 GHz).....	86
FIG. A.6.1.71	CONDUCTED SPURIOUS EMISSION (802.11G, CH12, 15 GHz-20 GHz).....	87
FIG. A.6.1.72	CONDUCTED SPURIOUS EMISSION (802.11G, CH12, 20 GHz-26 GHz).....	87
FIG. A.6.1.73	CONDUCTED SPURIOUS EMISSION (802.11G, CH13, CENTER FREQUENCY) .....	88
FIG. A.6.1.74	CONDUCTED SPURIOUS EMISSION (802.11G, CH13, 30 MHz-1 GHz) .....	88
FIG. A.6.1.75	CONDUCTED SPURIOUS EMISSION (802.11G, CH13, 1 GHz-2.5 GHz).....	89
FIG. A.6.1.76	CONDUCTED SPURIOUS EMISSION (802.11G, CH13, 2.5 GHz-7.5 GHz).....	89
FIG. A.6.1.77	CONDUCTED SPURIOUS EMISSION (802.11G, CH13, 7.5 GHz-10 GHz).....	90
FIG. A.6.1.78	CONDUCTED SPURIOUS EMISSION (802.11G, CH13, 10 GHz-15 GHz).....	90
FIG. A.6.1.79	CONDUCTED SPURIOUS EMISSION (802.11G, CH13, 15 GHz-20 GHz).....	91
FIG. A.6.1.80	CONDUCTED SPURIOUS EMISSION (802.11G, CH13, 20 GHz-26 GHz).....	91
FIG. A.6.1.81	CONDUCTED SPURIOUS EMISSION (802.11N-HT20, CH1, CENTER FREQUENCY) ..	92
FIG. A.6.1.82	CONDUCTED SPURIOUS EMISSION (802.11N-HT20, CH1, 30 MHz-1 GHz).....	92
FIG. A.6.1.83	CONDUCTED SPURIOUS EMISSION (802.11N-HT20, CH1, 1 GHz-2.5 GHz).....	93
FIG. A.6.1.84	CONDUCTED SPURIOUS EMISSION (802.11N-HT20, CH1, 2.5 GHz-7.5 GHz).....	93
FIG. A.6.1.85	CONDUCTED SPURIOUS EMISSION (802.11N-HT20, CH1, 7.5 GHz-10 GHz).....	94

FIG. A.6.1.86	CONDUCTED SPURIOUS EMISSION (802.11N-HT20, CH1, 10 GHz-15 GHz) .....	94
FIG. A.6.1.87	CONDUCTED SPURIOUS EMISSION (802.11N-HT20, CH1, 15 GHz-20 GHz) .....	95
FIG. A.6.1.88	CONDUCTED SPURIOUS EMISSION (802.11N-HT20, CH1, 20 GHz-26 GHz) .....	95
FIG. A.6.1.89	CONDUCTED SPURIOUS EMISSION (802.11N-HT20, CH6, CENTER FREQUENCY) ..	96
FIG. A.6.1.90	CONDUCTED SPURIOUS EMISSION (802.11N-HT20, CH6, 30 MHz-1 GHz).....	96
FIG. A.6.1.91	CONDUCTED SPURIOUS EMISSION (802.11N-HT20, CH6, 1 GHz-2.5 GHz).....	97
FIG. A.6.1.92	CONDUCTED SPURIOUS EMISSION (802.11N-HT20, CH6, 2.5 GHz-7.5 GHz) .....	97
FIG. A.6.1.93	CONDUCTED SPURIOUS EMISSION (802.11N-HT20, CH6, 7.5 GHz-10 GHz) .....	98
FIG. A.6.1.94	CONDUCTED SPURIOUS EMISSION (802.11N-HT20, CH6, 10 GHz-15 GHz) .....	98
FIG. A.6.1.95	CONDUCTED SPURIOUS EMISSION (802.11N-HT20, CH6, 15 GHz-20 GHz) .....	99
FIG. A.6.1.96	CONDUCTED SPURIOUS EMISSION (802.11N-HT20, CH6, 20 GHz-26 GHz) .....	99
FIG. A.6.1.97	CONDUCTED SPURIOUS EMISSION (802.11N-HT20, CH11, CENTER FREQUENCY)	100
FIG. A.6.1.98	CONDUCTED SPURIOUS EMISSION (802.11N-HT20, CH11, 30 MHz-1 GHz) .....	100
FIG. A.6.1.99	CONDUCTED SPURIOUS EMISSION (802.11N-HT20, CH11, 1 GHz-2.5 GHz) .....	101
FIG. A.6.1.100	CONDUCTED SPURIOUS EMISSION (802.11N-HT20, CH11, 2.5 GHz-7.5 GHz) ...	101
FIG. A.6.1.101	CONDUCTED SPURIOUS EMISSION (802.11N-HT20, CH11, 7.5 GHz-10 GHz) ....	102
FIG. A.6.1.102	CONDUCTED SPURIOUS EMISSION (802.11N-HT20, CH11, 10 GHz-15 GHz) .....	102
FIG. A.6.1.103	CONDUCTED SPURIOUS EMISSION (802.11N-HT20, CH11, 15 GHz-20 GHz) .....	103
FIG. A.6.1.104	CONDUCTED SPURIOUS EMISSION (802.11N-HT20, CH11, 20 GHz-26 GHz) .....	103
FIG. A.6.1.105	CONDUCTED SPURIOUS EMISSION (802.11N-HT20, CH12, CENTER FREQUENCY)	104
FIG. A.6.1.106	CONDUCTED SPURIOUS EMISSION (802.11N-HT20, CH12, 30 MHz-1 GHz).....	104
FIG. A.6.1.107	CONDUCTED SPURIOUS EMISSION (802.11N-HT20, CH12, 1 GHz-2.5 GHz).....	105
FIG. A.6.1.108	CONDUCTED SPURIOUS EMISSION (802.11N-HT20, CH12, 2.5 GHz-7.5 GHz) ...	105
FIG. A.6.1.109	CONDUCTED SPURIOUS EMISSION (802.11N-HT20, CH12, 7.5 GHz-10 GHz)....	106
FIG. A.6.1.110	CONDUCTED SPURIOUS EMISSION (802.11N-HT20, CH12, 10 GHz-15 GHz).....	106
FIG. A.6.1.111	CONDUCTED SPURIOUS EMISSION (802.11N-HT20, CH12, 15 GHz-20 GHz) .....	107
FIG. A.6.1.112	CONDUCTED SPURIOUS EMISSION (802.11N-HT20, CH12, 20 GHz-26 GHz).....	107
FIG. A.6.1.113	CONDUCTED SPURIOUS EMISSION (802.11N-HT20, CH13, CENTER FREQUENCY)	108
FIG. A.6.1.114	CONDUCTED SPURIOUS EMISSION (802.11N-HT20, CH13, 30 MHz-1 GHz).....	108
FIG. A.6.1.115	CONDUCTED SPURIOUS EMISSION (802.11N-HT20, CH13, 1 GHz-2.5 GHz).....	109
FIG. A.6.1.116	CONDUCTED SPURIOUS EMISSION (802.11N-HT20, CH13, 2.5 GHz-7.5 GHz) ...	109
FIG. A.6.1.117	CONDUCTED SPURIOUS EMISSION (802.11N-HT20, CH13, 7.5 GHz-10 GHz) ....	110
FIG. A.6.1.118	CONDUCTED SPURIOUS EMISSION (802.11N-HT20, CH13, 10 GHz-15 GHz).....	110
FIG. A.6.1.119	CONDUCTED SPURIOUS EMISSION (802.11N-HT20, CH13, 15 GHz-20 GHz) .....	111
FIG. A.6.1.120	CONDUCTED SPURIOUS EMISSION (802.11N-HT20, CH13, 20 GHz-26 GHz) .....	111
FIG. A.6.1.121	CONDUCTED SPURIOUS EMISSION (802.11N-HT40, CH3, CENTER FREQUENCY)	112
FIG. A.6.1.122	CONDUCTED SPURIOUS EMISSION (802.11N-HT40, CH3, 30 MHz-1 GHz).....	112
FIG. A.6.1.123	CONDUCTED SPURIOUS EMISSION (802.11N-HT40, CH3, 1 GHz-2.5 GHz).....	113
FIG. A.6.1.124	CONDUCTED SPURIOUS EMISSION (802.11N-HT40, CH3, 2.5 GHz-7.5 GHz) .....	113
FIG. A.6.1.125	CONDUCTED SPURIOUS EMISSION (802.11N-HT40, CH3, 7.5 GHz-10 GHz) .....	114
FIG. A.6.1.126	CONDUCTED SPURIOUS EMISSION (802.11N-HT40, CH3, 10 GHz-15 GHz) .....	114

FIG. A.6.1.127	CONDUCTED SPURIOUS EMISSION (802.11N-HT40, CH3, 15 GHz-20 GHz) .....	115
FIG. A.6.1.128	CONDUCTED SPURIOUS EMISSION (802.11N-HT40, CH3, 20 GHz-26 GHz) .....	115
FIG. A.6.1.129	CONDUCTED SPURIOUS EMISSION (802.11N-HT40, CH6, CENTER FREQUENCY)	116
FIG. A.6.1.130	CONDUCTED SPURIOUS EMISSION (802.11N-HT40, CH6, 30 MHz-1 GHz).....	116
FIG. A.6.1.131	CONDUCTED SPURIOUS EMISSION (802.11N-HT40, CH6, 1 GHz-2.5 GHz) .....	117
FIG. A.6.1.132	CONDUCTED SPURIOUS EMISSION (802.11N-HT40, CH6, 2.5 GHz-7.5 GHz) .....	117
FIG. A.6.1.133	CONDUCTED SPURIOUS EMISSION (802.11N-HT40, CH6, 7.5 GHz-10 GHz) .....	118
FIG. A.6.1.134	CONDUCTED SPURIOUS EMISSION (802.11N-HT40, CH6, 10 GHz-15 GHz) .....	118
FIG. A.6.1.135	CONDUCTED SPURIOUS EMISSION (802.11N-HT40, CH6, 15 GHz-20 GHz) .....	119
FIG. A.6.1.136	CONDUCTED SPURIOUS EMISSION (802.11N-HT40, CH6, 20 GHz-26 GHz) .....	119
FIG. A.6.1.137	CONDUCTED SPURIOUS EMISSION (802.11N-HT40, CH9, CENTER FREQUENCY)	120
FIG. A.6.1.138	CONDUCTED SPURIOUS EMISSION (802.11N-HT40, CH9, 30 MHz-1 GHz).....	120
FIG. A.6.1.139	CONDUCTED SPURIOUS EMISSION (802.11N-HT40, CH9, 1 GHz-2.5 GHz) .....	121
FIG. A.6.1.140	CONDUCTED SPURIOUS EMISSION (802.11N-HT40, CH9, 2.5 GHz-7.5 GHz) .....	121
FIG. A.6.1.141	CONDUCTED SPURIOUS EMISSION (802.11N-HT40, CH9, 7.5 GHz-10 GHz) .....	122
FIG. A.6.1.142	CONDUCTED SPURIOUS EMISSION (802.11N-HT40, CH9, 10 GHz-15 GHz) .....	122
FIG. A.6.1.143	CONDUCTED SPURIOUS EMISSION (802.11N-HT40, CH9, 15 GHz-20 GHz) .....	123
FIG. A.6.1.144	CONDUCTED SPURIOUS EMISSION (802.11N-HT40, CH9, 20 GHz-26 GHz) .....	123
FIG. A.6.1.145	CONDUCTED SPURIOUS EMISSION (802.11N-HT40, CH10, CENTER FREQUENCY)	124
FIG. A.6.1.146	CONDUCTED SPURIOUS EMISSION (802.11N-HT40, CH10, 30 MHz-1 GHz).....	124
FIG. A.6.1.147	CONDUCTED SPURIOUS EMISSION (802.11N-HT40, CH10, 1 GHz-2.5 GHz) .....	125
FIG. A.6.1.148	CONDUCTED SPURIOUS EMISSION (802.11N-HT40, CH10, 2.5 GHz-7.5 GHz) ...	125
FIG. A.6.1.149	CONDUCTED SPURIOUS EMISSION (802.11N-HT40, C10, 7.5 GHz-10 GHz) .....	126
FIG. A.6.1.150	CONDUCTED SPURIOUS EMISSION (802.11N-HT40, CH10, 10 GHz-15 GHz) .....	126
FIG. A.6.1.151	CONDUCTED SPURIOUS EMISSION (802.11N-HT40, CH10, 15 GHz-20 GHz) .....	127
FIG. A.6.1.152	CONDUCTED SPURIOUS EMISSION (802.11N-HT40, CH10, 20 GHz-26 GHz) .....	127
FIG. A.6.1.153	CONDUCTED SPURIOUS EMISSION (802.11N-HT40, CH11, CENTER FREQUENCY)	128
FIG. A.6.1.154	CONDUCTED SPURIOUS EMISSION (802.11N-HT40, CH11, 30 MHz-1 GHz) .....	128
FIG. A.6.1.155	CONDUCTED SPURIOUS EMISSION (802.11N-HT40, CH11, 1 GHz-2.5 GHz) .....	129
FIG. A.6.1.156	CONDUCTED SPURIOUS EMISSION (802.11N-HT40, CH11, 2.5 GHz-7.5 GHz) ...	129
FIG. A.6.1.157	CONDUCTED SPURIOUS EMISSION (802.11N-HT40, C11, 7.5 GHz-10 GHz) .....	130
FIG. A.6.1.158	CONDUCTED SPURIOUS EMISSION (802.11N-HT40, CH11, 10 GHz-15 GHz) .....	130
FIG. A.6.1.159	CONDUCTED SPURIOUS EMISSION (802.11N-HT40, CH11, 15 GHz-20 GHz) .....	131
FIG. A.6.1.160	CONDUCTED SPURIOUS EMISSION (802.11N-HT40, CH11, 20 GHz-26 GHz) .....	131
A.6.2	TRANSMITTER SPURIOUS EMISSION - RADIATED .....	132
FIG. A.6.2.1	RADIATED SPURIOUS EMISSION (POWER): 802.11B, CH1, 2.38 GHz – 2.45GHz .	139
FIG. A.6.2.2	RADIATED SPURIOUS EMISSION (802.11B, CH1, 30 MHz-1 GHz) .....	139
FIG. A.6.2.3	RADIATED SPURIOUS EMISSION (802.11B, CH1, 1 GHz-3 GHz).....	140
FIG. A.6.2.4	RADIATED SPURIOUS EMISSION (802.11B, CH1, 3 GHz-18 GHz).....	140
FIG. A.6.2.5	RADIATED SPURIOUS EMISSION (802.11B, CH6, 30 MHz-1 GHz) .....	141
FIG. A.6.2.6	RADIATED SPURIOUS EMISSION (802.11B, CH6, 1 GHz-3 GHz).....	141
FIG. A.6.2.7	RADIATED SPURIOUS EMISSION (802.11B, CH6, 3 GHz-18 GHz).....	142

FIG. A.6.2.8	RADIATED SPURIOUS EMISSION (POWER): 802.11B, CH11, 2.45 GHz - 2.50GHz	142
FIG. A.6.2.9	RADIATED SPURIOUS EMISSION (802.11B, CH11, 30 MHz-1 GHz)	143
FIG. A.6.2.10	RADIATED SPURIOUS EMISSION (802.11B, CH11, 1 GHz-3 GHz)	143
FIG. A.6.2.11	RADIATED SPURIOUS EMISSION (802.11B, CH11, 3 GHz-18 GHz)	144
FIG. A.6.2.12	RADIATED SPURIOUS EMISSION (802.11B, CH12, 30 MHz-1 GHz)	144
FIG. A.6.2.13	RADIATED SPURIOUS EMISSION (802.11B, CH12, 1 GHz-3 GHz)	145
FIG. A.6.2.14	RADIATED SPURIOUS EMISSION (POWER): 802.11B, CH13, 2.45 GHz - 2.50GHz	145
FIG. A.6.2.15	RADIATED SPURIOUS EMISSION (802.11B, CH13, 30 MHz-1 GHz)	146
FIG. A.6.2.16	RADIATED SPURIOUS EMISSION (802.11B, CH13, 1 GHz-3 GHz)	146
FIG. A.6.2.17	RADIATED SPURIOUS EMISSION (POWER): 802.11G, CH1, 2.38 GHz - 2.45GHz	147
FIG. A.6.2.18	RADIATED SPURIOUS EMISSION (802.11G, CH1, 30 MHz-1 GHz)	147
FIG. A.6.2.19	RADIATED SPURIOUS EMISSION (802.11G, CH1, 1 GHz-3 GHz)	148
FIG. A.6.2.20	RADIATED SPURIOUS EMISSION (802.11G, CH1, 3 GHz-18 GHz)	148
FIG. A.6.2.21	RADIATED SPURIOUS EMISSION (802.11G, CH6, 30 MHz-1 GHz)	149
FIG. A.6.2.22	RADIATED SPURIOUS EMISSION (802.11G, CH6, 1 GHz-3 GHz)	149
FIG. A.6.2.23	RADIATED SPURIOUS EMISSION (802.11G, CH6, 3 GHz-18 GHz)	150
FIG. A.6.2.24	RADIATED SPURIOUS EMISSION (POWER): 802.11G, CH11, 2.45 GHz - 2.50GHz	150
FIG. A.6.2.25	RADIATED SPURIOUS EMISSION (802.11G, CH11, 30 MHz-1 GHz)	151
FIG. A.6.2.26	RADIATED SPURIOUS EMISSION (802.11G, CH11, 1 GHz-3 GHz)	151
FIG. A.6.2.27	RADIATED SPURIOUS EMISSION (802.11G, CH11, 3 GHz-18 GHz)	152
FIG. A.6.2.28	RADIATED SPURIOUS EMISSION (802.11G, CH12, 30 MHz-1 GHz)	152
FIG. A.6.2.29	RADIATED SPURIOUS EMISSION (802.11G, CH12, 1 GHz-3 GHz)	153
FIG. A.6.2.30	RADIATED SPURIOUS EMISSION (POWER): 802.11G, CH13, 2.45 GHz - 2.50GHz	153
FIG. A.6.2.31	RADIATED SPURIOUS EMISSION (802.11G, CH13, 30 MHz-1 GHz)	154
FIG. A.6.2.32	RADIATED SPURIOUS EMISSION (802.11G, CH13, 1 GHz-3 GHz)	154
FIG. A.6.2.33	RADIATED SPURIOUS EMISSION (POWER): 802.11N-HT20, CH1, 2.38 GHz - 2.45GHz	155
FIG. A.6.2.34	RADIATED SPURIOUS EMISSION (802.11N-HT20, CH1, 30 MHz-1 GHz)	155
FIG. A.6.2.35	RADIATED SPURIOUS EMISSION (802.11N-HT20, CH1, 1 GHz-3 GHz)	156
FIG. A.6.2.36	RADIATED SPURIOUS EMISSION (802.11N-HT20, CH1, 3 GHz-18 GHz)	156
FIG. A.6.2.37	RADIATED SPURIOUS EMISSION (802.11N-HT20, CH6, 30 MHz-1 GHz)	157
FIG. A.6.2.38	RADIATED SPURIOUS EMISSION (802.11N-HT20, CH6, 1 GHz-3 GHz)	157
FIG. A.6.2.39	RADIATED SPURIOUS EMISSION (802.11N-HT20, CH6, 3 GHz-18 GHz)	158
FIG. A.6.2.40	RADIATED SPURIOUS EMISSION (POWER): 802.11N-HT20, CH11, 2.45 GHz - 2.50GHz	158
FIG. A.6.2.41	RADIATED SPURIOUS EMISSION (802.11N-HT20, CH11, 30 MHz-1 GHz)	159
FIG. A.6.2.42	RADIATED SPURIOUS EMISSION (802.11N-HT20, CH11, 1 GHz-3 GHz)	159
FIG. A.6.2.43	RADIATED SPURIOUS EMISSION (802.11N-HT20, CH11, 3 GHz-18 GHz)	160
FIG. A.6.2.44	RADIATED SPURIOUS EMISSION (802.11N-HT20, CH12, 30 MHz-1 GHz)	160
FIG. A.6.2.45	RADIATED SPURIOUS EMISSION (802.11N-HT20, CH12, 1 GHz-3 GHz)	161
FIG. A.6.2.46	RADIATED SPURIOUS EMISSION (POWER): 802.11N-HT20, CH13, 2.45 GHz - 2.50GHz	161
FIG. A.6.2.47	RADIATED SPURIOUS EMISSION (802.11N-HT20, CH13, 30 MHz-1 GHz)	162
FIG. A.6.2.48	RADIATED SPURIOUS EMISSION (802.11N-HT20, CH13, 1 GHz-3 GHz)	162



FIG. A.6.2.49	RADIATED SPURIOUS EMISSION (POWER): 802.11N-HT40, CH3, 2.38 GHz - 2.45GHz	163
FIG. A.6.2.50	RADIATED SPURIOUS EMISSION (802.11N-HT40, CH3, 30 MHz-1 GHz) .....	163
FIG. A.6.2.51	RADIATED SPURIOUS EMISSION (802.11N-HT40, CH3, 1 GHz-3 GHz) .....	164
FIG. A.6.2.52	RADIATED SPURIOUS EMISSION (802.11N-HT40, CH3, 3 GHz-18 GHz) .....	164
FIG. A.6.2.53	RADIATED SPURIOUS EMISSION (802.11N-HT40, CH6, 30 MHz-1 GHz).....	165
FIG. A.6.2.54	RADIATED SPURIOUS EMISSION (802.11N-HT40, CH6, 1 GHz-3 GHz).....	165
FIG. A.6.2.55	RADIATED SPURIOUS EMISSION (802.11N-HT40, CH6, 3 GHz-18 GHz).....	166
FIG. A.6.2.56	RADIATED SPURIOUS EMISSION (POWER): 802.11N-HT40, CH9, 2.45 GHz - 2.50GHz	166
FIG. A.6.2.57	RADIATED SPURIOUS EMISSION (802.11N-HT40, CH9, 30 MHz-1 GHz) .....	167
FIG. A.6.2.58	RADIATED SPURIOUS EMISSION (802.11N-HT40, CH9, 1 GHz-3 GHz) .....	167
FIG. A.6.2.59	RADIATED SPURIOUS EMISSION (802.11N-HT40, CH9, 3 GHz-18 GHz) .....	168
FIG. A.6.2.60	RADIATED SPURIOUS EMISSION (802.11N-HT40, CH10, 30 MHz-1 GHz).....	168
FIG. A.6.2.61	RADIATED SPURIOUS EMISSION (802.11N-HT40, CH10, 1 GHz-3 GHz).....	169
FIG. A.6.2.62	RADIATED SPURIOUS EMISSION (POWER): 802.11N-HT40, CH11, 2.45 GHz - 2.50GHz	169
FIG. A.6.2.63	RADIATED SPURIOUS EMISSION (802.11N-HT40, CH11, 30 MHz-1 GHz).....	170
FIG. A.6.2.64	RADIATED SPURIOUS EMISSION (802.11N-HT40, CH11, 1 GHz-3 GHz) .....	170
FIG. A.6.2.65	RADIATED SPURIOUS EMISSION (ALL CHANNELS): 18GHz – 26.5GHz .....	171
A.7.	AC POWERLINE CONDUCTED EMISSION .....	172
FIG. A.7.1	AC POWERLINE CONDUCTED EMISSION-802.11B .....	173
FIG. A.7.2	AC POWERLINE CONDUCTED EMISSION- IDLE .....	174

## 1. TEST LABORATORY


### 1.1. Testing Location

Company Name: TMC Beijing, Telecommunication Metrology Center of MIIT  
Address: No. 52, Huayuan Bei Road, Haidian District, Beijing, P. R. China  
Postal Code: 100191  
Telephone: 008610623046332046  
Fax: 008610623046332063

### 1.2. Project Data

Testing Start Date: 2013-07-05  
Testing End Date: 2013-12-26


### 1.3. Signature



---

Xu Zhongfei

(Prepared this test report)



---

Jiang Afang

(Reviewed this test report)



---

Xiao Li

Deputy Director of the laboratory

(Approved this test report)

## **2. CLIENT INFORMATION**

### **2.1. Applicant Information**

Company Name: TCT Mobile Limited  
Address /Post: 5F, C building, No. 232, Liang Jing Road ZhangJiang High-Tech Park,  
Pudong Area Shanghai, P.R. China. 201203  
Contact Gong Zhizhou  
Email zhizhou.gong@jrdcom.com  
Telephone: 0086-21-61460890  
Fax: 0086-21-61460602

### **2.2. Manufacturer Information**

Company Name: TCT Mobile Limited  
Address /Post: 5F, C building, No. 232, Liang Jing Road ZhangJiang High-Tech Park,  
Pudong Area Shanghai, P.R. China. 201203  
Contact Gong Zhizhou  
Email zhizhou.gong@jrdcom.com  
Telephone: 0086-21-61460890  
Fax: 0086-21-61460602

### **3. EQUIPMENT UNDER TEST(EUT) AND ANCILLARY**

#### **EQUIPMENT(AE)**

##### **3.1. About EUT**

Description	HSUPA/HSDPA/UMTS dual band/GSM Tri band mobile phone
Model name	Yaris-4 VF
Marketing name	Vodafone 785
FCC ID	RAD439
IC ID	/
With WLAN Function	Yes
Frequency Range	ISM 2400MHz~2483.5MHz
Type of Modulation	DSSS/CCK/OFDM
Number of Channels	11
Antenna	Integral Antenna
MAX Conducted Power	26.01dBm(CCK)
GPRS Class	Class 12
EDGE Class	Class 12
GPRS operation mode	Class B
Power Supply	3.8V DC by Battery

##### **3.2. Internal Identification of EUT Used During the Test**

<b>EUT ID*</b>	<b>IMEI</b>	<b>HW Version</b>	<b>SW Version</b>
EUT1	359729050102384	PIO	SVN05
EUT2	359729050102392	PIO	SVN05

\*EUT ID: is used to identify the test sample in the lab internally.

##### **3.3. Internal Identification of AE Used During the Test**

<b>AE ID*</b>	<b>Description</b>	<b>Type</b>	<b>SN</b>
AE1	Battery	CAB1400017C1	/
AE2	Charger	CBA3008AG0C1	/

\*AE ID: is used to identify the test sample in the lab internally.

##### **3.4. General Description**

Equipment Under Test (EUT) is a model of HSUPA/HSDPA+/UMTS tri-band/GSM quadband mobile phone with integrated antenna. It consists of normal options: Battery and Charger.

Manual and specifications of the EUT were provided to fulfil the test.

Samples undergoing test were selected by the Client.

## 4. Reference Documents

### 4.1. Documents supplied by applicant

EUT feature information is supplied by the applicant or manufacturer, which is the basis of testing.

### 4.2. REFERENCE DOCUMENTS FOR TESTING

The following documents listed in this section are referred for testing.

Reference	Title	Version
FCC Part15	FCC CFR 47, Part 15, Subpart C: 15.205 Restricted bands of operation; 15.209 Radiated emission limits, general requirements; 15.247 Operation within the bands 902-928MHz, 2400-2483.5 MHz, and 5725-5850 MHz.	Oct, 2012
ANSI C63.4	Methods of Measurement of Radio-Noise Emissions from Low-Voltage Electrical and Electronic Equipment in the Range of 9 kHz to 40 GHz	2003
KDB558074	Guidance for Performing Compliance Measurements on Digital Transmission Systems (DTS) Operating Under §15.247	2012

## 5. LABORATORY ENVIRONMENT

Conducted RF performance testing is performed in shielding room.

EMC performance testing is performed in Semi-anechoic chamber.

## 6. SUMMARY OF TEST RESULTS

### 6.1. Summary of Test Results

SUMMARY OF MEASUREMENT RESULTS	Sub-clause of Part15C	Sub-clause of IC	Verdict
Maximum Peak Output Power	15.247 (a)	/	P
Peak Power Spectral Density	15.247 (d)	/	P
Occupied 6dB Bandwidth	15.247 (d)	/	P
Band Edges Compliance	15.247 (b)	/	P
Transmitter Spurious Emission - Conducted	15.247	/	P
Transmitter Spurious Emission - Radiated	15.247, 15.205, 15.209	/	P
AC Powerline Conducted Emission	15.107, 15.207	/	P

Please refer to **ANNEX A** for detail.

Terms used in Verdict column

P	Pass, The EUT complies with the essential requirements in the standard.
NP	Not Perform, The test was not performed by TMC
NA	Not Applicable, The test was not applicable
F	Fail, The EUT does not comply with the essential requirements in the standard

## 6.2. Statements

TMC has evaluated the test cases requested by the client/manufacturer as listed in section 6.1 of this report for the EUT specified in section 3 according to the standards or reference documents listed in section 4.1.

This report only deals with the WLAN function among the features described in section 3.

## 6.3. Test Conditions

For this report, all the test cases are tested under normal temperature and normal voltage, and also under norm humidity, the specific condition is shown as follows:

Temperature	26°C
Voltage	3.8V(By battery)
Humidity	44%

## 7. TEST EQUIPMENTS UTILIZED

### Conducted test system

No.	Equipment	Model	Serial Number	Manufacturer	Calibration Due date
1	Vector Signal Analyzer	FSQ40	200089	Rohde & Schwarz	2014-07-08
2	Test Receiver	ESS	847151/015	Rohde & Schwarz	2014-10-30
3	LISN	ESH2-Z5	829991/012	Rohde & Schwarz	2014-08-12
4	Shielding Room	S81	/	ETS-Lindgren	/

### Radiated emission test system

No.	Equipment	Model	Serial Number	Manufacturer	Calibration Due date
1	Test Receiver	ESI40	831564/002	Rohde & Schwarz	2014-08-11
2	BiLog Antenna	3142B	9908-1403	EMCO	2014-03-15
3	Dual-Ridge Waveguide Horn Antenna	3115	9906-5827	EMCO	2014-12-25
4	Dual-Ridge Waveguide Horn Antenna	3116	2661	EMCO	2014-06-30
5	Semi-anechoic chamber	/	CT000332-1074	Frankonia German	/

## ANNEX A: MEASUREMENT RESULTS

### A.1. Measurement Method

#### A.1.1. Conducted Measurements

Connect the EUT to the test system as Fig.A.1.1.1 shows.

Set the EUT to the required work mode.

Set the EUT to the required channel.

Set the Vector Signal Analyzer and start measurement.

Record the values. Vector Signal Analyzer

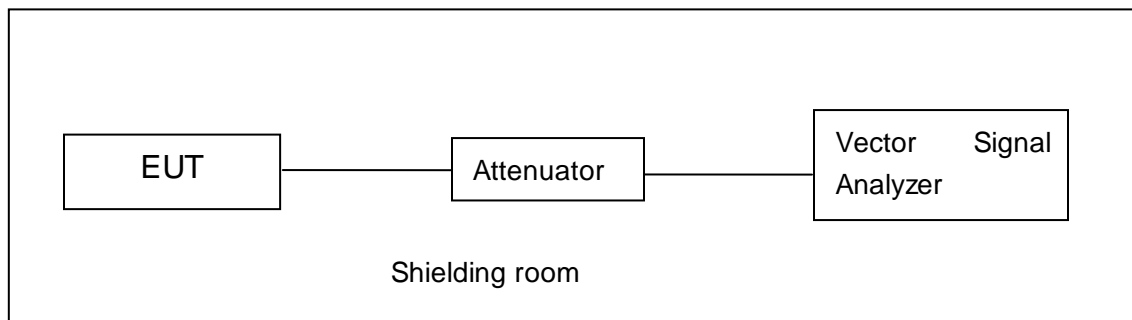


Fig.A.1.1.1: Test Setup Diagram for Conducted Measurements

#### A.1.2. Radiated Emission Measurements

In the case of radiated emission, the used settings are as follows,

Sweep frequency from 30 MHz to 1GHz, RBW = 100 kHz, VBW = 300 kHz;

Sweep frequency from 1 GHz to 26GHz, RBW = 1MHz, VBW = 10Hz;

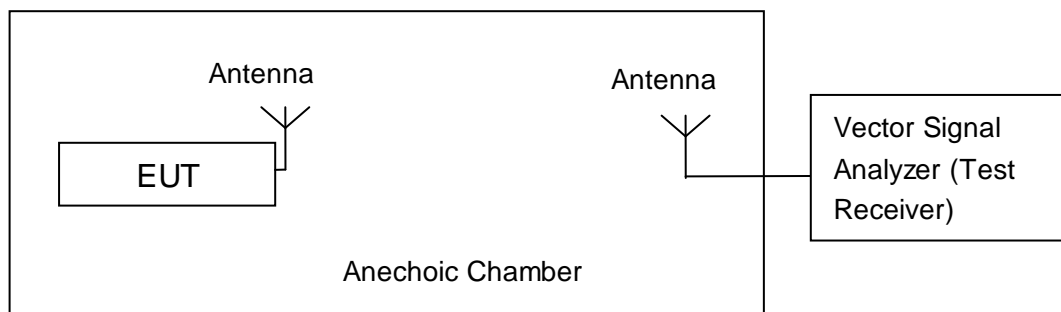


Fig.A.1.2.1: Test Setup Diagram for Radiated Measurements

## A.2. Maximum Output Power

### Measurement Limit and Method:

Standard	Limit (dBm)
FCC CRF Part 15.247(b)	< 30

The measurement is made according to KDB558074.

EUT ID: EUT2

### A.2.1. Maximum Peak Output Power-conducted

#### Measurement Results:

#### 802.11b/g mode

Mode	Data Rate (Mbps)	Test Result (dBm)				
		2412MHz (Ch1)	2437MHz (Ch6)	2462 MHz (Ch11)	2467 MHz (Ch12)	2472 MHz (Ch13)
802.11b	1	22.11	/	/	16.47	/
	2	22.27	/	/	16.75	/
	5.5	24.04	/	/	18.05	/
	11	25.48	25.76	26.01	19.63	19.70
802.11g	6	23.53	/	/	12.87	/
	9	23.39	/	/	12.92	/
	12	23.23	/	/	12.70	/
	18	23.47	/	/	12.68	/
	24	23.82	24.06	24.26	13.25	13.03
	36	23.72	/	/	13.18	/
	48	23.66	/	/	13.23	/
54	23.70	/	/	13.22	/	

The data rate 11Mbps and 24Mbps are selected as worse condition, and the following cases are performed with this condition.

#### 802.11n-HT20 mode

Mode	Data Rate (Index)	Test Result (dBm)				
		2412MHz (Ch1)	2437MHz (Ch6)	2462 MHz (Ch11)	2467 MHz (Ch12)	2472 MHz (Ch13)
802.11n (20MHz)	MCS0	21.61	/	/	10.86	/
	MCS1	21.25	/	/	10.56	/
	MCS2	21.20	/	/	10.57	/
	MCS3	21.65	/	/	11.06	/
	MCS4	21.70	/	/	11.06	/
	MCS5	21.83	22.06	22.24	11.18	11.01
	MCS6	21.76	/	/	11.12	/
	MCS7	21.68	/	/	11.09	/

The data rate MCS5 is selected as worse condition, and the following cases are performed with this condition.



**802.11n-HT40 mode**

Mode	Data Rate (Index)	Test Result (dBm)				
		2422MHz (Ch3)	2437MHz (Ch6)	2452 MHz (Ch9)	2457 MHz (Ch10)	2462 MHz (Ch11)
802.11n (40MHz)	MCS0	20.43	/	/	20.29	/
	MCS1	20.32	/	/	20.09	/
	MCS2	20.23	/	/	19.86	/
	MCS3	20.60	/	/	20.26	/
	MCS4	20.61	/	/	20.27	/
	MCS5	20.62	20.50	20.73	20.31	20.37
	MCS6	20.54	/	/	20.25	/
	MCS7	18.68	/	/	20.28	/

The data rate MCS5 is selected as worse condition, and the following cases are performed with this condition.

**Conclusion: Pass**

**A.2.2. Maximum Average Output Power-conducted**

**802.11b/g mode**

Mode	Test Result (dBm)				
	2412MHz (Ch1)	2437MHz (Ch6)	2462 MHz (Ch11)	2467 MHz (Ch12)	2472 MHz (Ch13)
802.11b	20.07	20.37	20.48	13.13	12.95
802.11g	17.27	16.98	17.06	4.21	4.08

**802.11n-HT20 mode**

Mode	Test Result (dBm)				
	2412MHz (Ch1)	2437MHz (Ch6)	2462 MHz (Ch11)	2467 MHz (Ch12)	2472 MHz (Ch13)
802.11n (20MHz)	14.59	14.77	15.07	2.12	2.07

**802.11n-HT40 mode**

Mode	Test Result (dBm)				
	2422MHz (Ch3)	2437MHz (Ch6)	2452 MHz (Ch9)	2457 MHz (Ch10)	2462 MHz (Ch11)
802.11n (40MHz)	12.18	12.00	12.02	7.57	8.07

**Conclusion: Pass**

**Measurement Uncertainty:**

Measurement Uncertainty	0.75dB
-------------------------	--------

### A.3. Peak Power Spectral Density

**Measurement Limit:**

Standard	Limit
FCC CRF Part 15.247(d)	< 8 dBm/3 kHz

The measurement is made according to KDB558074.

**Modulation type and data rate tested:**

802.11b	802.11g	802.11n-HT20	802.11n-HT40
11Mbps(CCK)	24Mbps(OFDM)	MCS5(OFDM)	MCS5(OFDM)

**Measurement Results:**

**802.11b/g mode**

Mode	Channel	Power Spectral Density ( dBm/3 kHz )		Conclusion
		Fig.	Value	
802.11b	1	Fig.A.3.1	-4.49	P
	6	Fig.A.3.2	-3.17	P
	11	Fig.A.3.3	-4.64	P
	12	Fig.A.3.4	-12.05	P
	13	Fig.A.3.5	-10.11	P
802.11g	1	Fig.A.3.6	-9.19	P
	6	Fig.A.3.7	-10.66	P
	11	Fig.A.3.8	-9.69	P
	12	Fig.A.3.9	-20.56	P
	13	Fig.A.3.10	-21.23	P

**802.11n-HT20 mode**

Mode	Channel	Power Spectral Density ( dBm/3 kHz )		Conclusion
		Fig.	Value	
802.11n (HT20)	1	Fig.A.3.11	-11.69	P
	6	Fig.A.3.12	-11.03	P
	11	Fig.A.3.13	-12.03	P
	12	Fig.A.3.14	-22.80	P
	13	Fig.A.3.15	-23.62	P

**802.11n-HT40 mode**

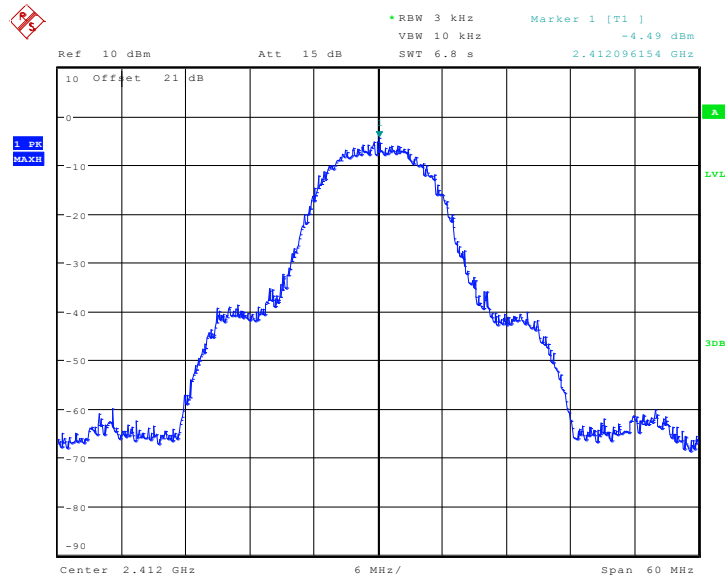
Mode	Channel	Power Spectral Density ( dBm/3 kHz )		Conclusion
		Fig.	Value	
802.11n (HT40)	3	Fig.A.3.16	-16.94	P
	6	Fig.A.3.17	-16.24	P
	9	Fig.A.3.18	-16.94	P
	10	Fig.A.3.19	-17.78	P
	11	Fig.A.3.20	-17.95	P

**Conclusion: Pass**

**Measurement Uncertainty:**

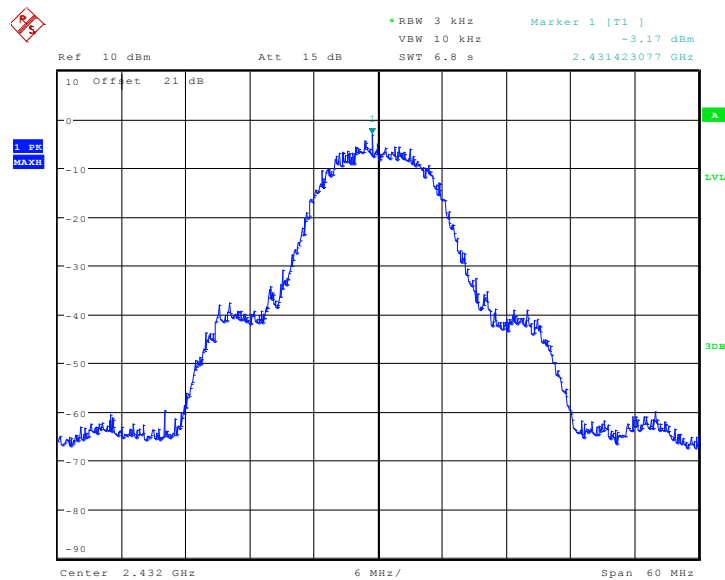
Measurement Uncertainty	0.75dB
-------------------------	--------

Test graphs as below:



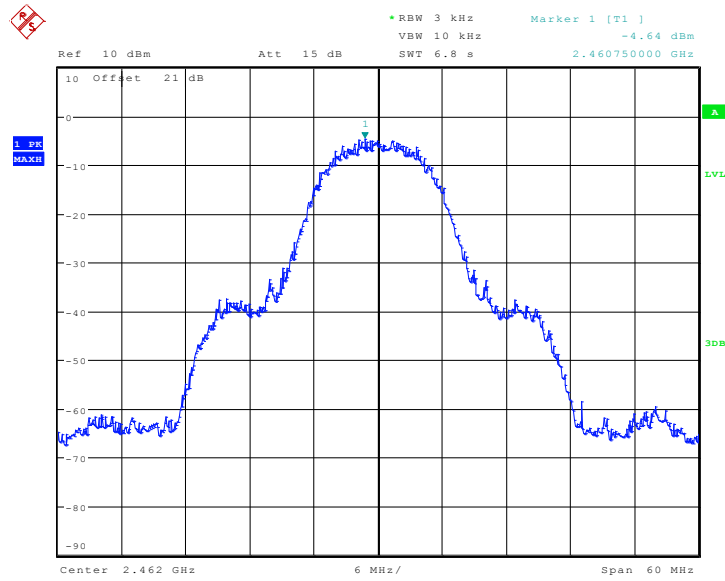
Date: 12.JUL.2013 16:22:41

**Fig.A.3.1 Power Spectral Density (802.11b, Ch 1)**



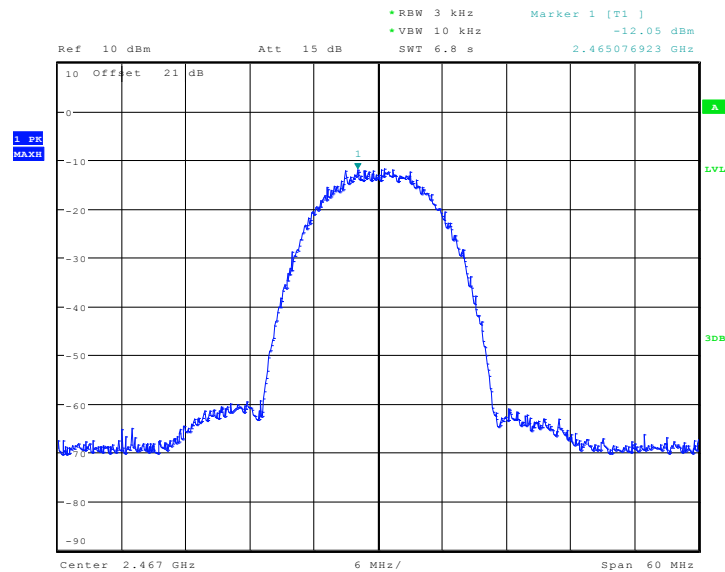
Date: 12.JUL.2013 16:24:18

**Fig.A.3.2 Power Spectral Density (802.11b, Ch 6)**



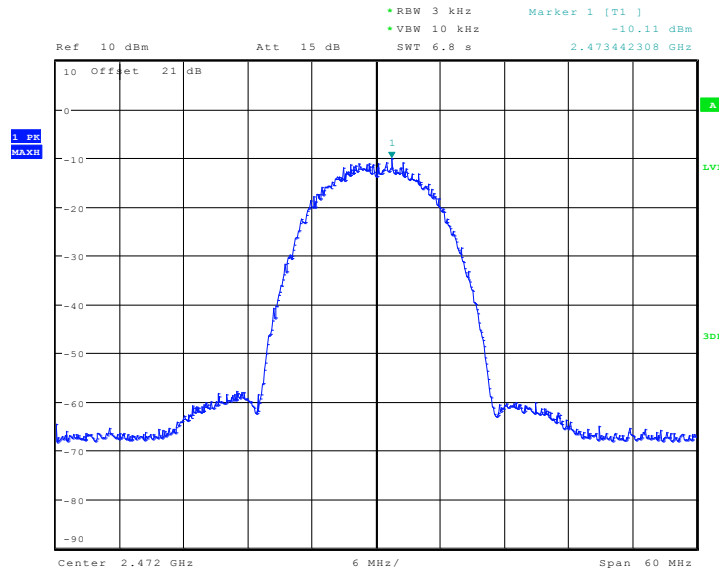
Date: 12..III..2013 16:26:22

**Fig.A.3.3 Power Spectral Density (802.11b, Ch 11)**



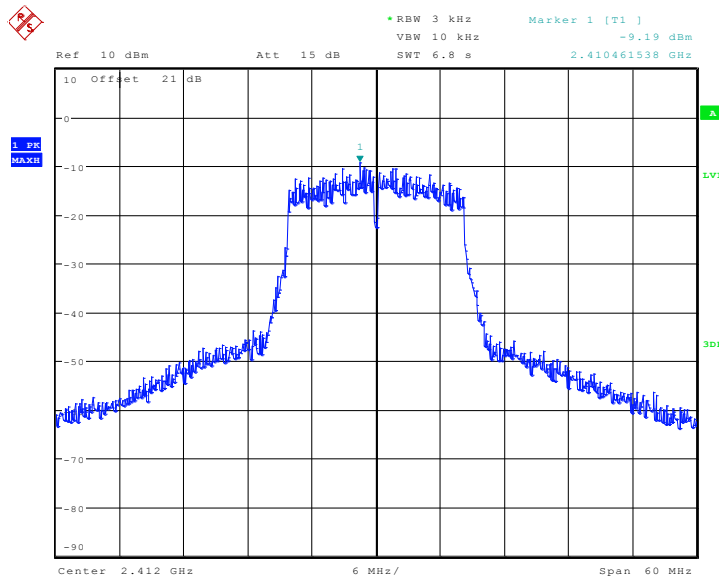
Date: 25.DEC.2013 08:47:18

**Fig.A.3.4 Power Spectral Density (802.11b, Ch 12)**



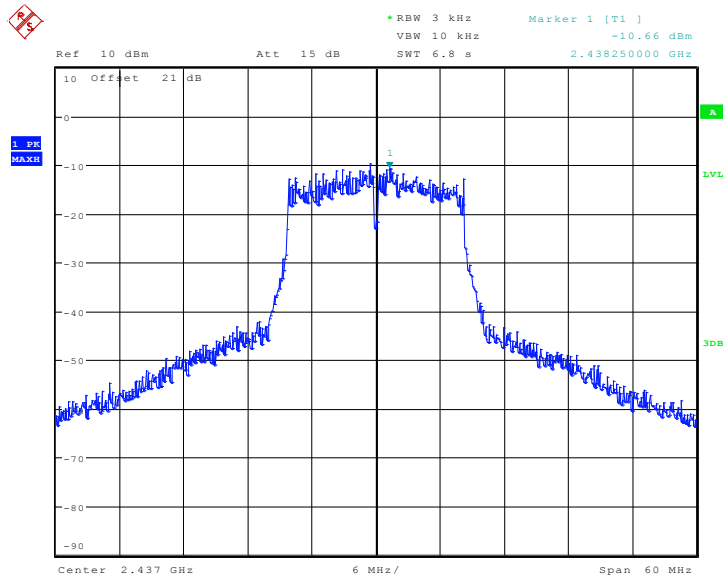
Date: 25.DEC.2013 09:18:47

**Fig.A.3.5 Power Spectral Density (802.11b, Ch 13)**



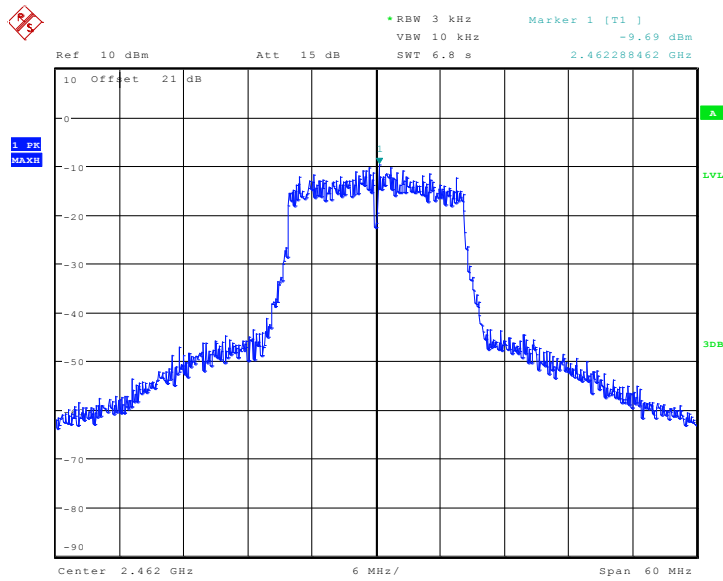
Date: 12.JUL.2013 16:28:00

**Fig.A.3.6 Power Spectral Density (802.11g, Ch 1)**



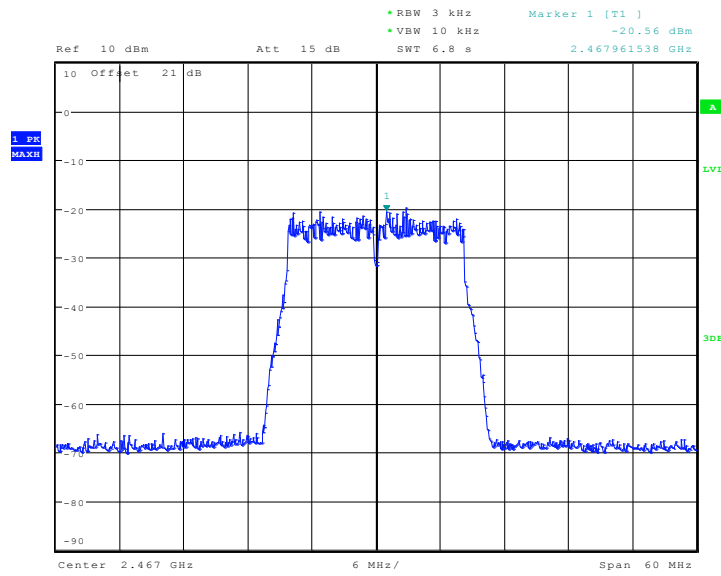
Date: 12..JUL..2013 16:29:38

**Fig.A.3.7 Power Spectral Density (802.11g, Ch 6)**



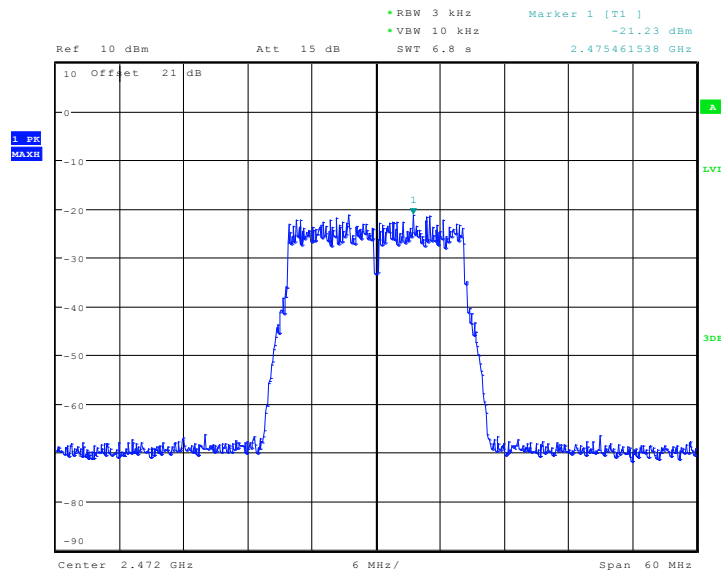
Date: 12..JUL..2013 16:31:10

**Fig.A.3.8 Power Spectral Density (802.11g, Ch 11)**



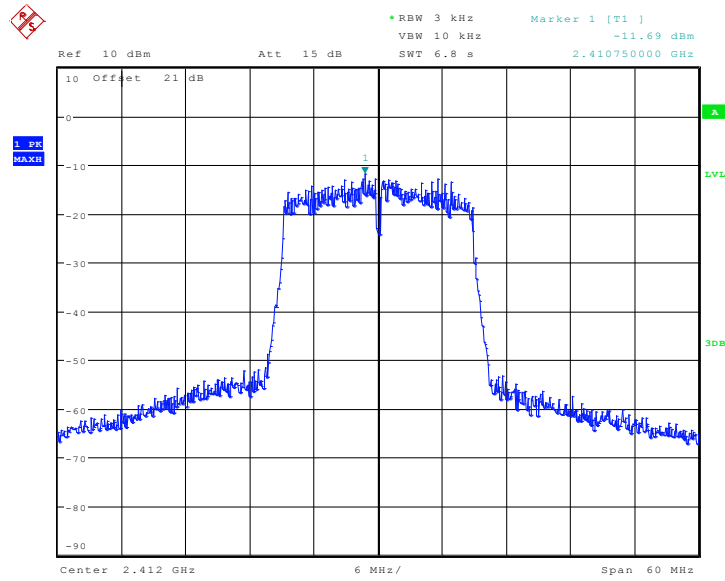
Date: 25.DEC.2013 09:22:02

**Fig.A.3.9 Power Spectral Density (802.11g, Ch 12)**



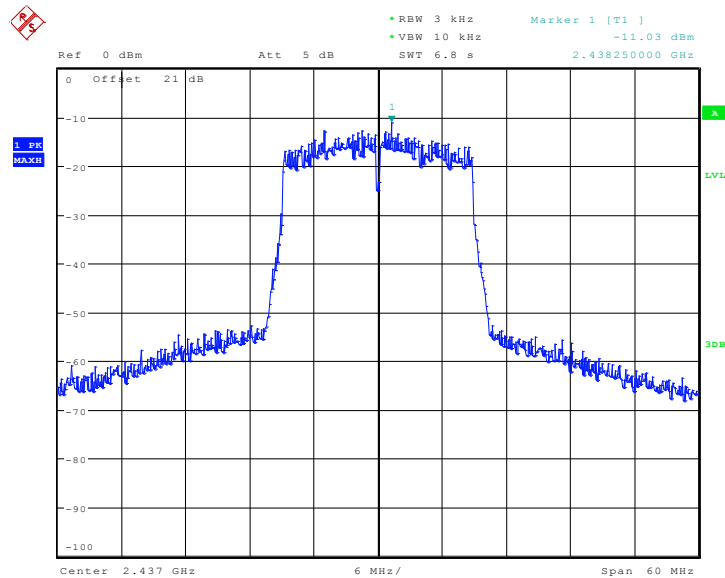
Date: 25.DEC.2013 09:23:01

**Fig.A.3.10 Power Spectral Density (802.11g, Ch 13)**



Date: 12..MAY.2013 16:33:13

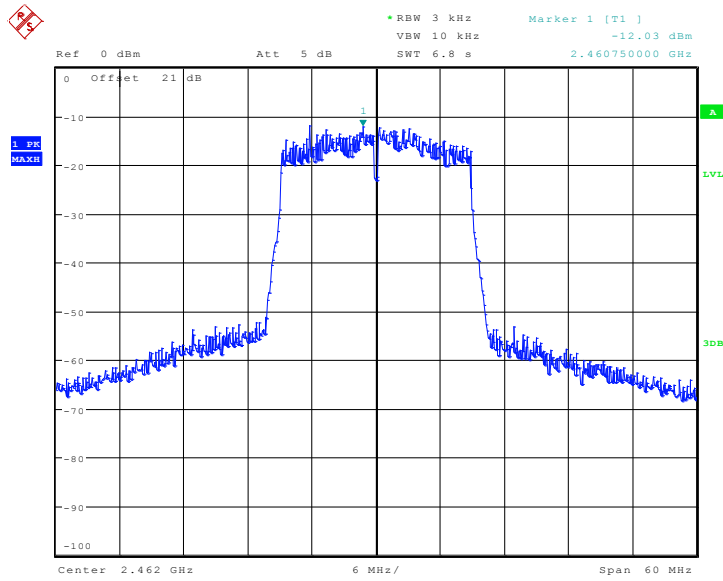
**Fig.A.3.11 Power Spectral Density (802.11n-HT20, Ch 1)**



Date: 12..JUL.2013 16:35:42

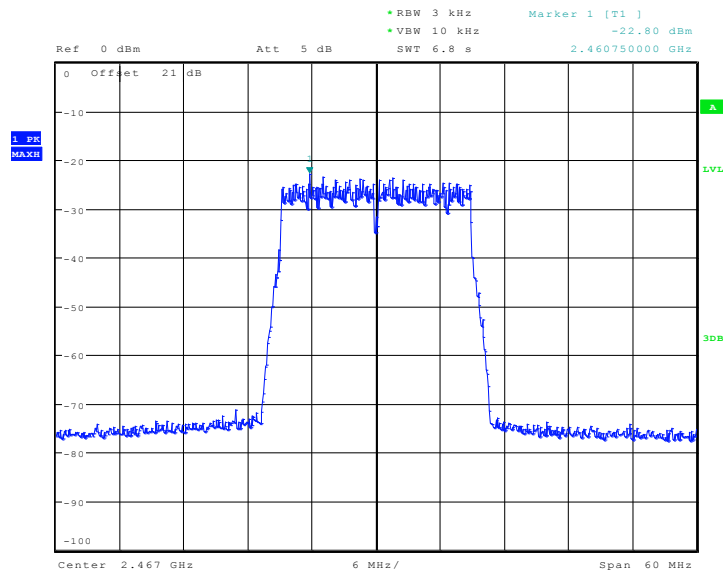
**Fig.A.3.12 Power Spectral Density (802.11n-HT20, Ch 6)**





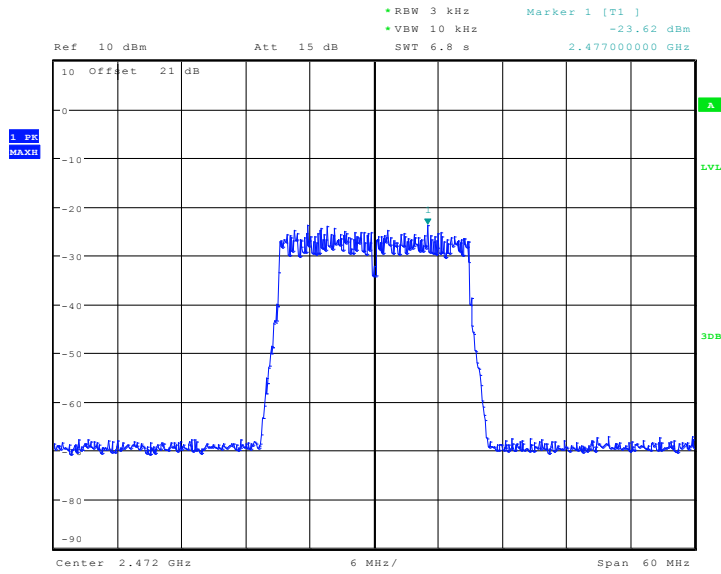
Date: 12..III..2013 16:18:10

**Fig.A.3.13 Power Spectral Density (802.11n-HT20, Ch 11)**



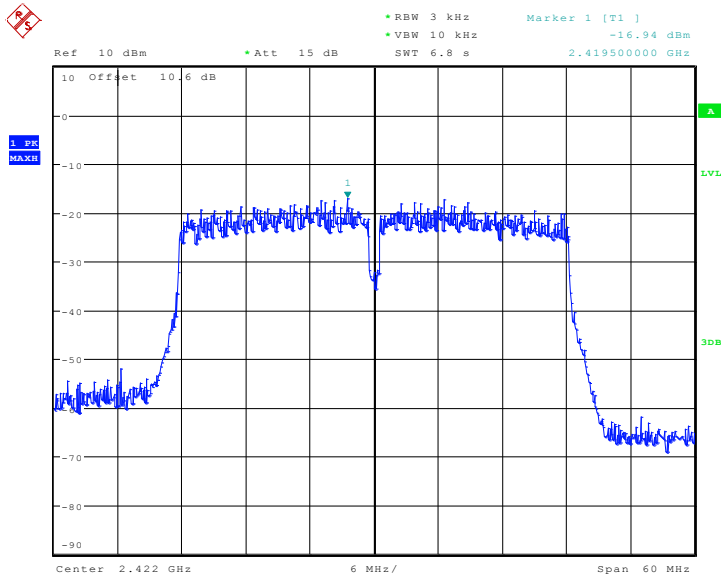
Date: 25.DEC.2013 09:29:31

**Fig.A.3.14 Power Spectral Density (802.11n-HT20, Ch 12)**



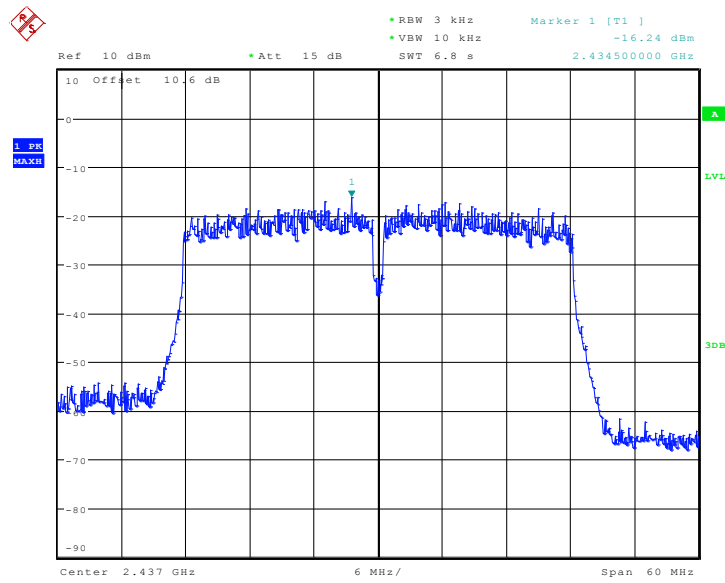
Date: 25.DEC.2013 09:25:20

**Fig.A.3.15 Power Spectral Density (802.11n-HT20, Ch 13)**



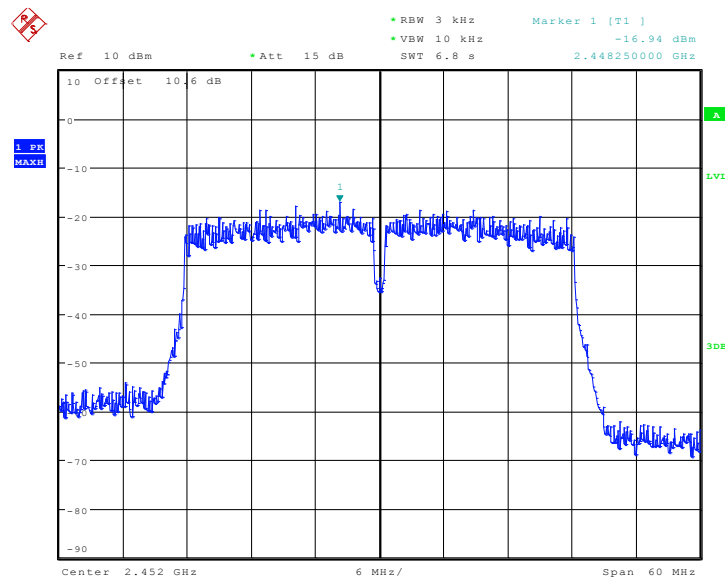
Date: 19.JUL.2013 13:32:35

**Fig.A.3.16 Power Spectral Density (802.11n-HT40, Ch 3)**



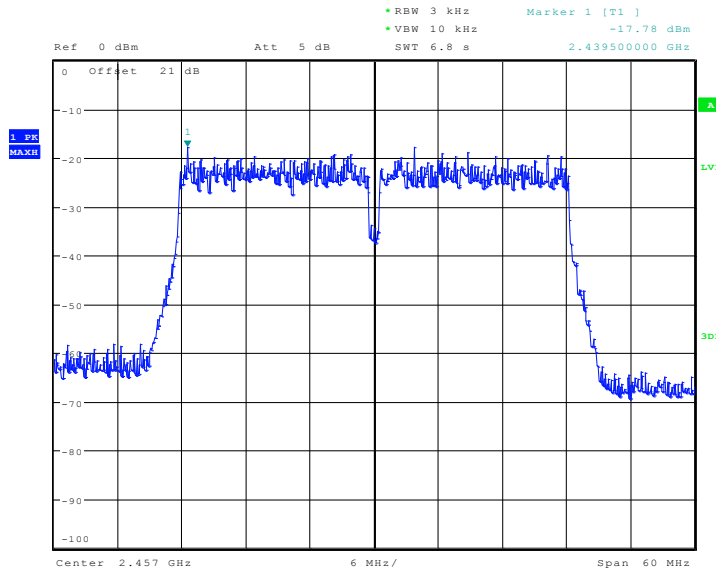
Date: 19..III..2013 13:35:28

**Fig.A.3.17 Power Spectral Density (802.11n-HT40, Ch 6)**



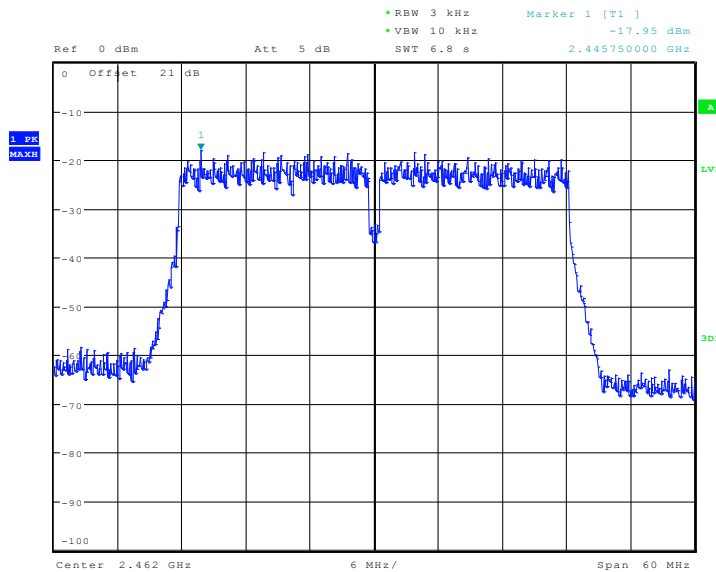
Date: 19..III..2013 13:37:35

**Fig.A.3.18 Power Spectral Density (802.11n-HT40, Ch 9)**



Date: 25.DEC.2013 09:33:02

**Fig.A.3.19 Power Spectral Density (802.11n-HT40, Ch 10)**



Date: 25.DEC.2013 09:35:42

**Fig.A.3.20 Power Spectral Density (802.11n-HT40, Ch 11)**

#### A.4. Occupied 6dB Bandwidth

**Measurement Limit:**

Standard	Limit (kHz)
FCC 47 CFR Part 15.247 (a)	≥ 500

The measurement is made according to KDB558074.

**EUT ID: EUT2**

**Modulation type and data rate tested:**

802.11b	802.11g	802.11n-HT20	802.11n-HT40
11Mbps(CCK)	24Mbps(OFDM)	MCS5(OFDM)	MCS5(OFDM)

**Measurement Result:**

**802.11b/g mode**

Mode	Channel	Occupied 6dB Bandwidth ( kHz)		conclusion
802.11b	1	Fig.A.4.1	9855.77	P
	6	Fig.A.4.2	9695.51	P
	11	Fig.A.4.3	9775.64	P
	12	Fig.A.4.4	10448.72	P
	13	Fig.A.4.5	9807.69	P
802.11g	1	Fig.A.4.6	16586.54	P
	6	Fig.A.4.7	16586.54	P
	11	Fig.A.4.8	16586.54	P
	12	Fig.A.4.9	16698.72	P
	13	Fig.A.4.10	16538.46	P

**802.11n-HT20 mode**

Mode	Channel	Occupied 6dB Bandwidth ( kHz)		conclusion
802.11n (HT20)	1	Fig.A.4.11	17788.46	P
	6	Fig.A.4.12	17788.46	P
	11	Fig.A.4.13	17788.46	P
	12	Fig.A.4.14	17820.51	P
	13	Fig.A.4.15	17820.51	P

**802.11n-HT40 mode**

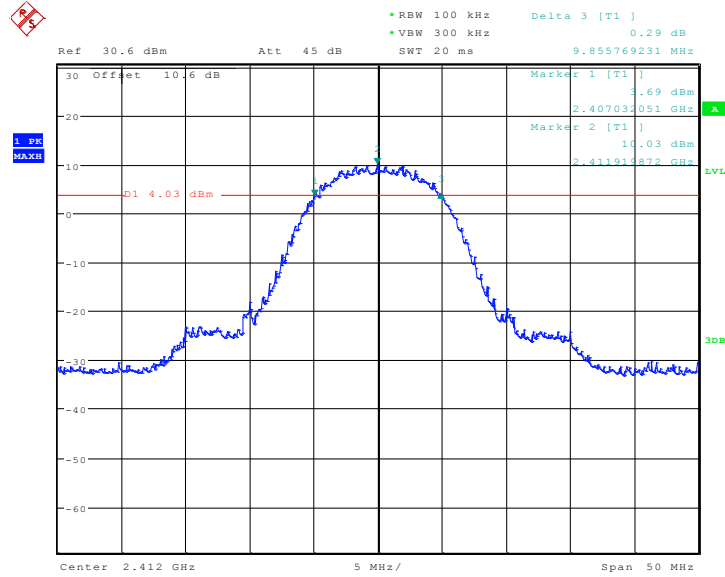
Mode	Channel	Occupied 6dB Bandwidth ( kHz)		conclusion
802.11n (HT40)	3	Fig.A.4.16	36538.46	P
	6	Fig.A.4.17	36057.69	P
	9	Fig.A.4.18	36378.21	P
	10	Fig.A.4.19	36570.51	P
	11	Fig.A.4.20	36570.51	P

**Conclusion: Pass**

**Measurement Uncertainty:**

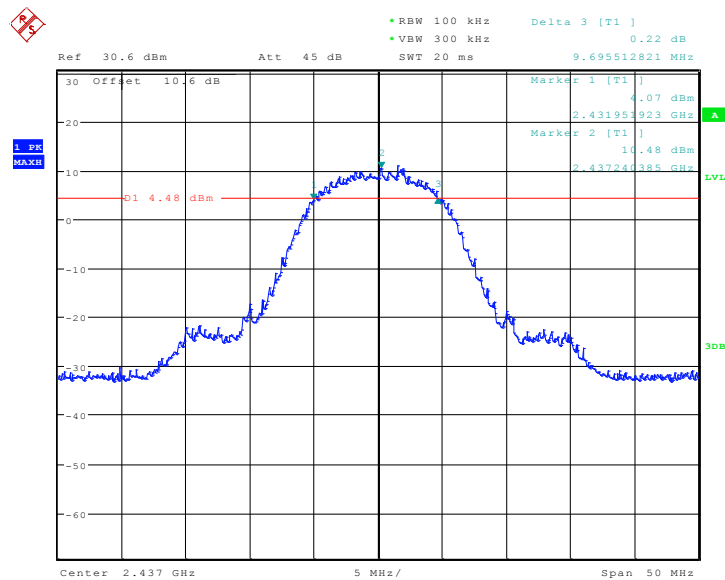
Measurement Uncertainty	60.80Hz
-------------------------	---------

**Test graphs as below:**



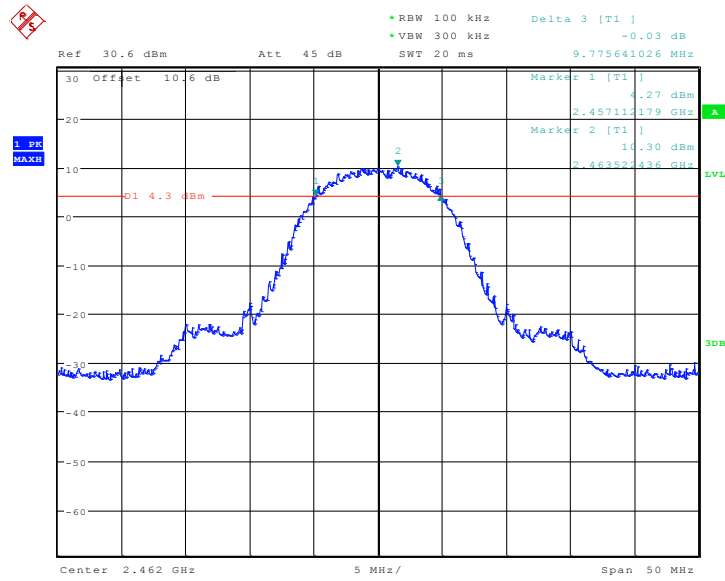
Date: 10.JUL.2013 15:01:04

**Fig.A.4.1 Occupied 6dB Bandwidth (802.11b, Ch 1)**



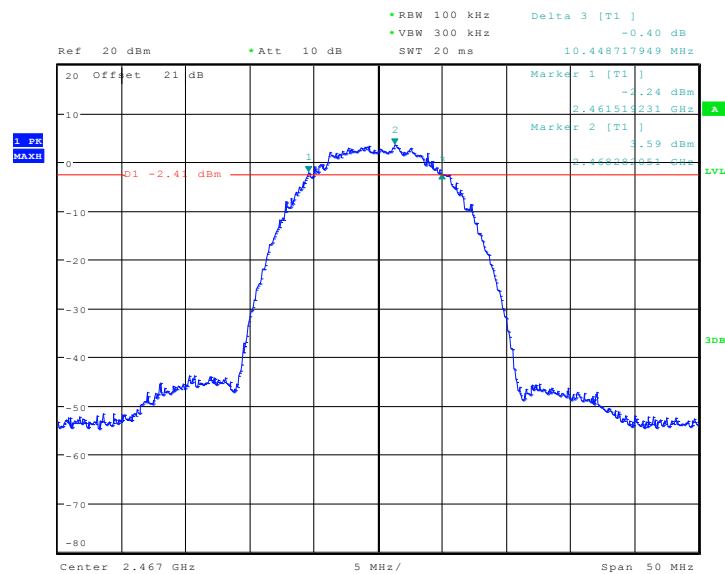
Date: 10.JUL.2013 15:07:26

**Fig.A.4.2 Occupied 6dB Bandwidth (802.11b, Ch 6)**



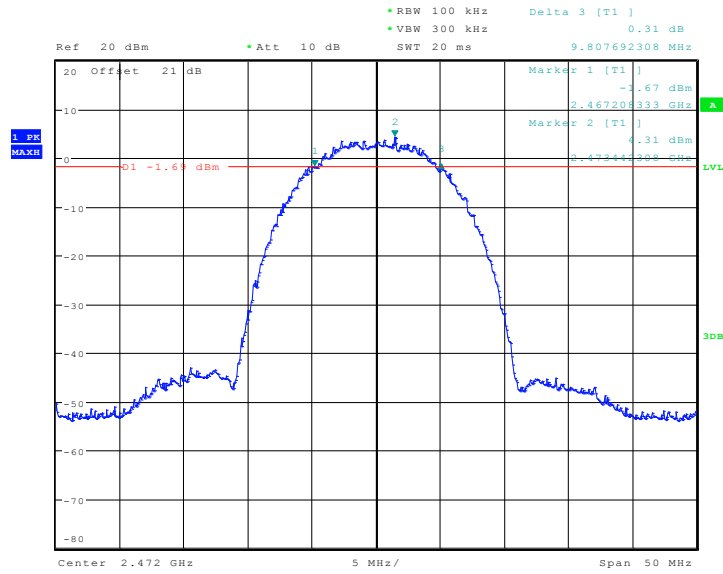
Date: 10..III..2013 15:41:24

**Fig.A.4.3 Occupied 6dB Bandwidth (802.11b, Ch 11)**



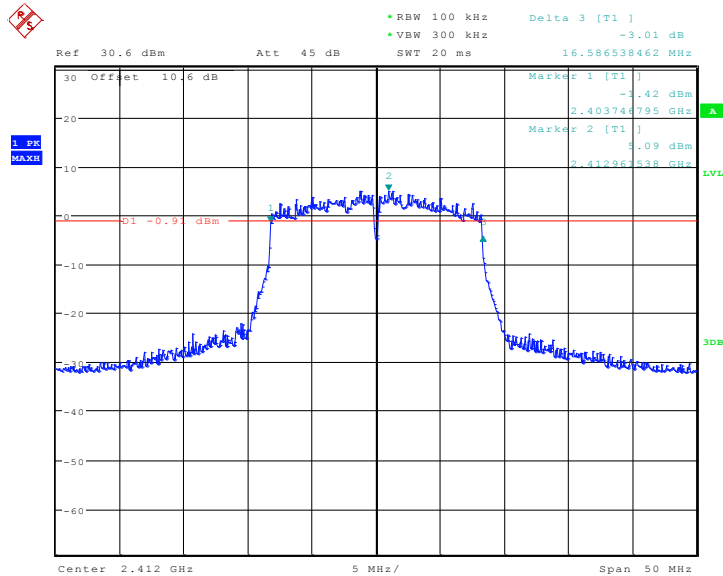
Date: 25.DEC.2013 09:49:19

**Fig.A.4.4 Occupied 6dB Bandwidth (802.11b, Ch 12)**



Date: 25.DEC.2013 09:46:07

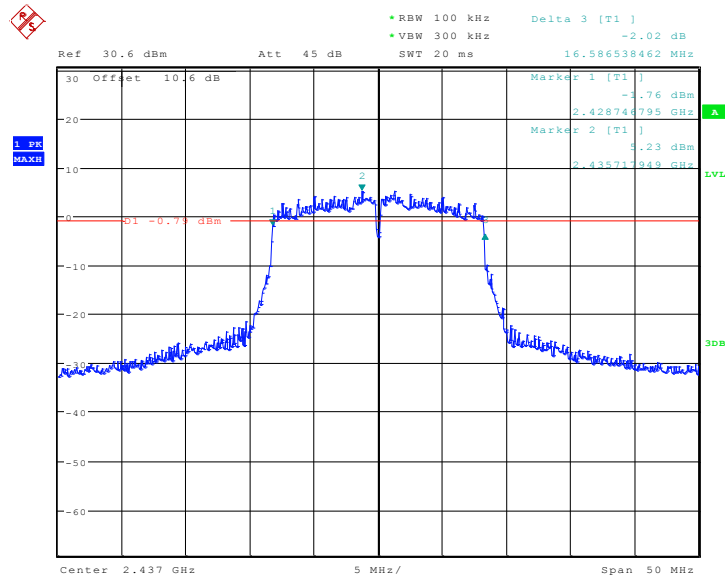
**Fig.A.4.5 Occupied 6dB Bandwidth (802.11b, Ch 13)**



Date: 10.JUL.2013 15:19:12

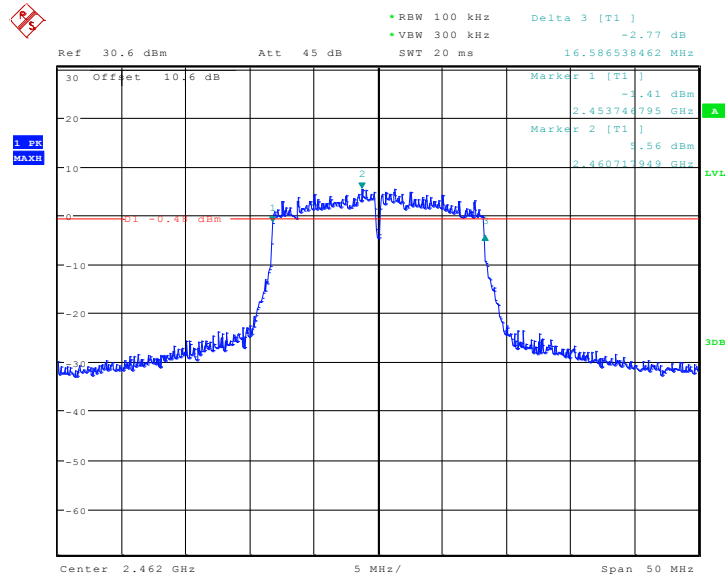
**Fig.A.4.6 Occupied 6dB Bandwidth (802.11g, Ch 1)**





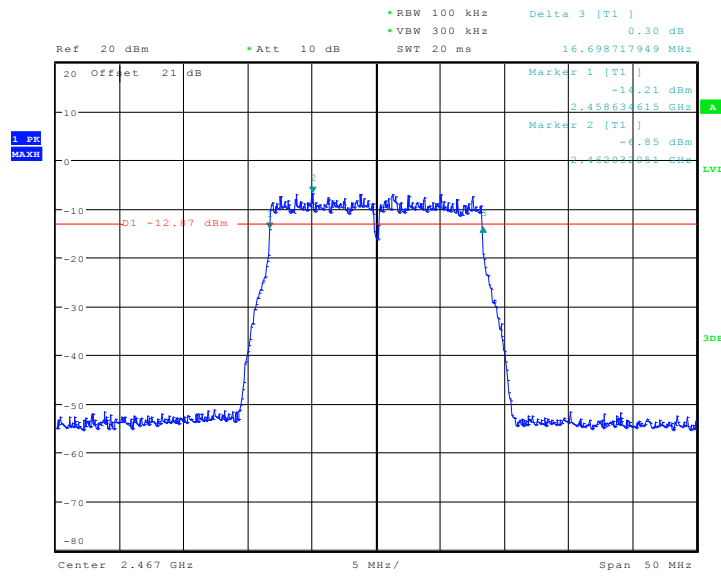
Date: 10..III..2013 15:22:20

**Fig.A.4.7 Occupied 6dB Bandwidth (802.11g, Ch 6)**



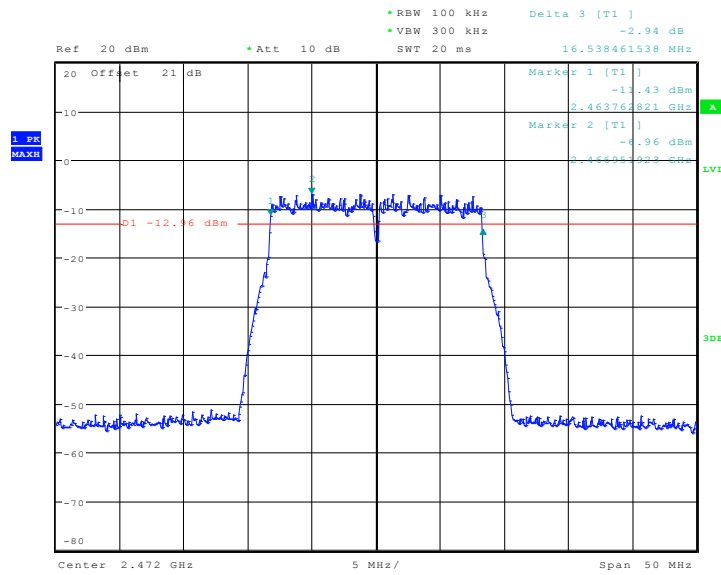
Date: 10..JUL.2013 15:27:19

**Fig.A.4.8 Occupied 6dB Bandwidth (802.11g, Ch 11)**



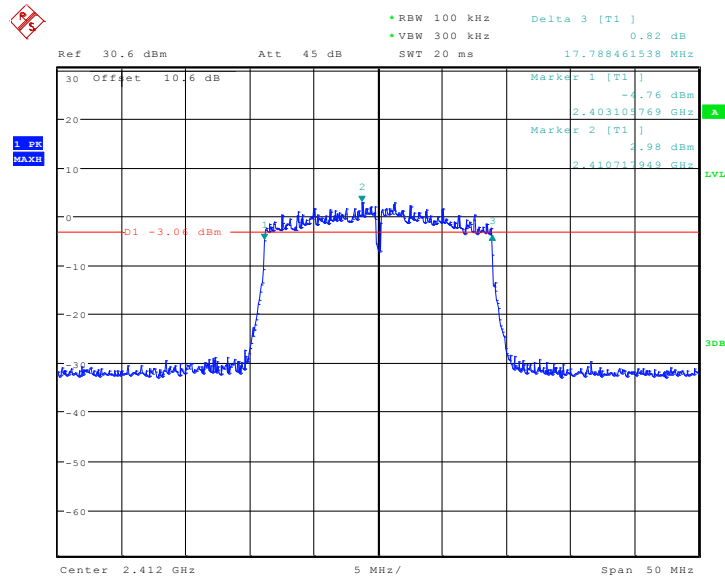
Date: 25.DEC.2013 09:51:11

**Fig.A.4.9 Occupied 6dB Bandwidth (802.11g, Ch 12)**



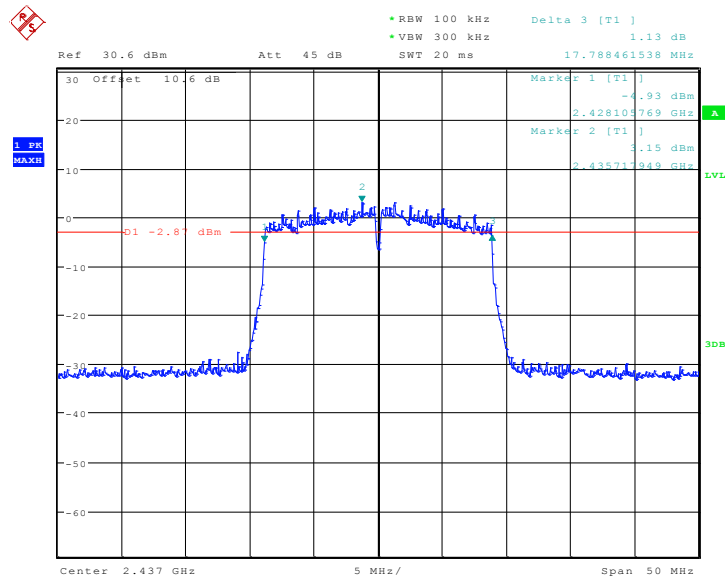
Date: 25.DEC.2013 09:52:46

**Fig.A.4.10 Occupied 6dB Bandwidth (802.11g, Ch 13)**



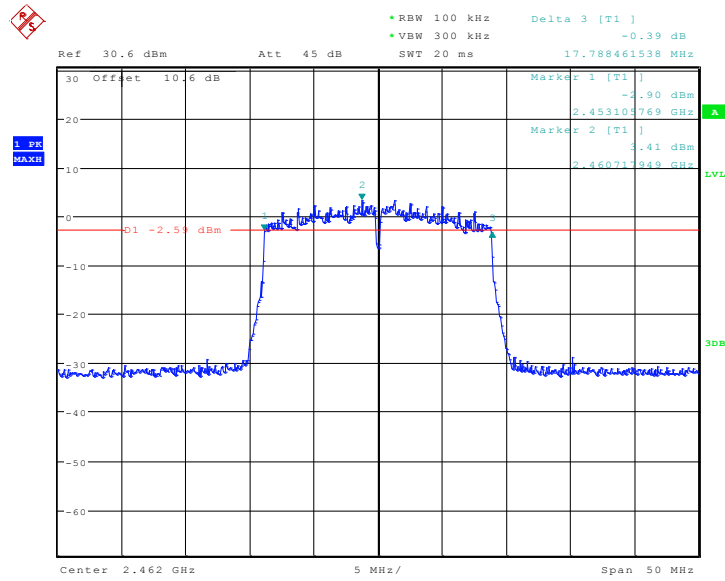
Date: 10..MAY.2013 15:31:37

**Fig.A.4.11 Occupied 6dB Bandwidth (802.11n-20MHz, Ch 1)**



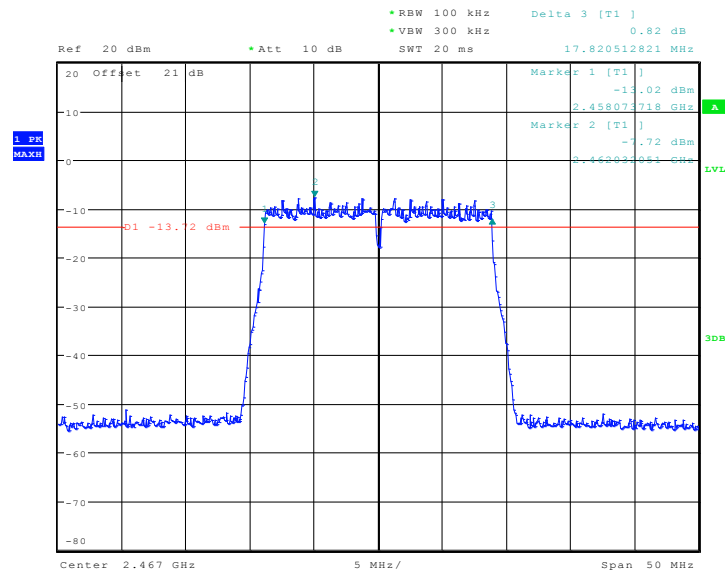
Date: 10..JUL.2013 15:34:18

**Fig.A.4.12 Occupied 6dB Bandwidth (802.11n-HT20, Ch 6)**



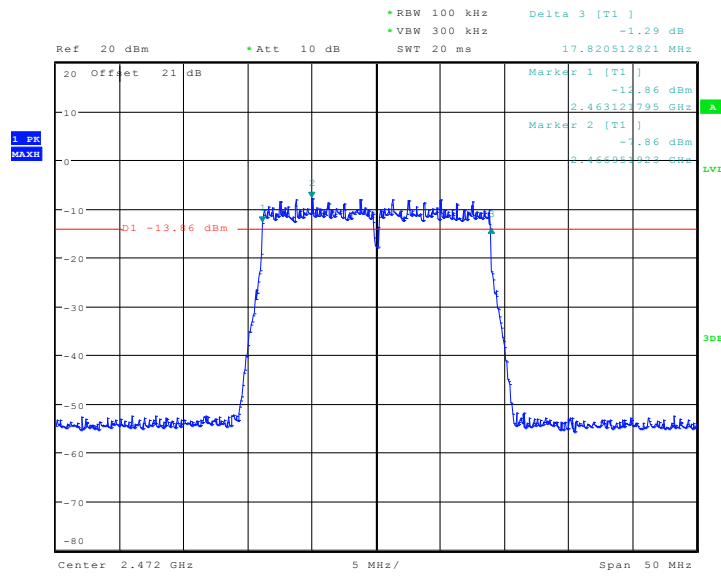
Date: 10..MAY..2013 15:38:04

**Fig.A.4.13 Occupied 6dB Bandwidth (802.11n-HT20, Ch 11)**



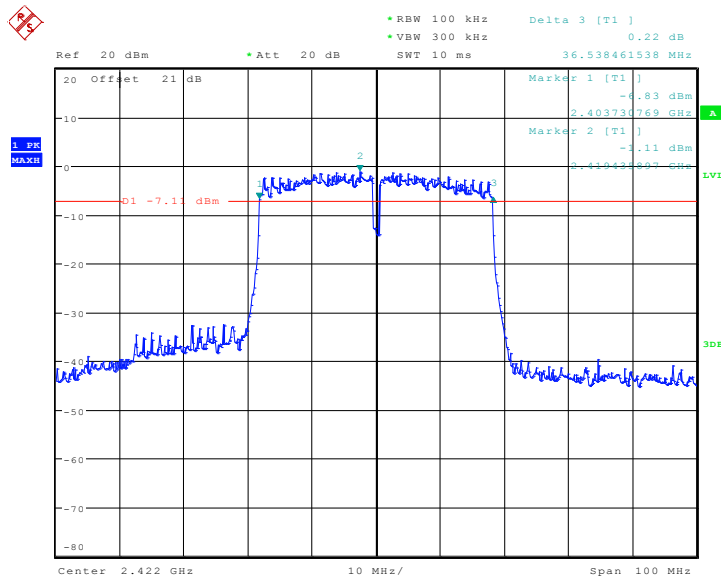
Date: 25..DEC..2013 10:15:36

**Fig.A.4.14 Occupied 6dB Bandwidth (802.11n-HT20, Ch 12)**



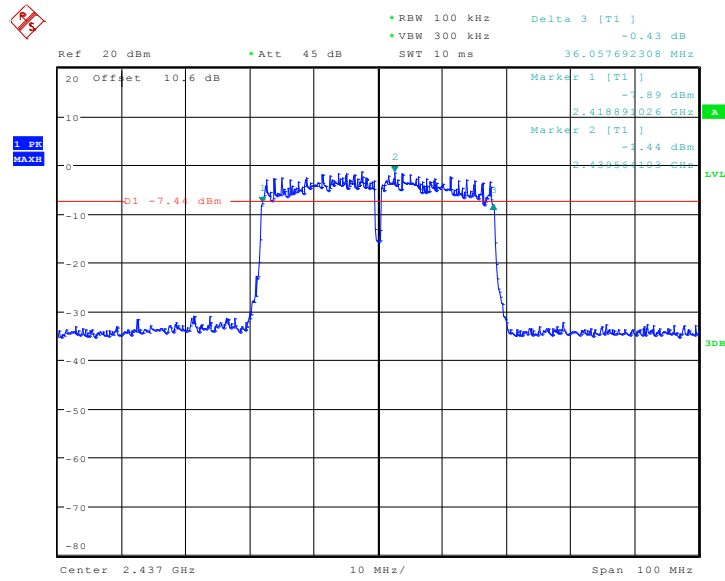
Date: 25.DEC.2013 10:17:04

**Fig.A.4.15 Occupied 6dB Bandwidth (802.11n-HT20, Ch 13)**



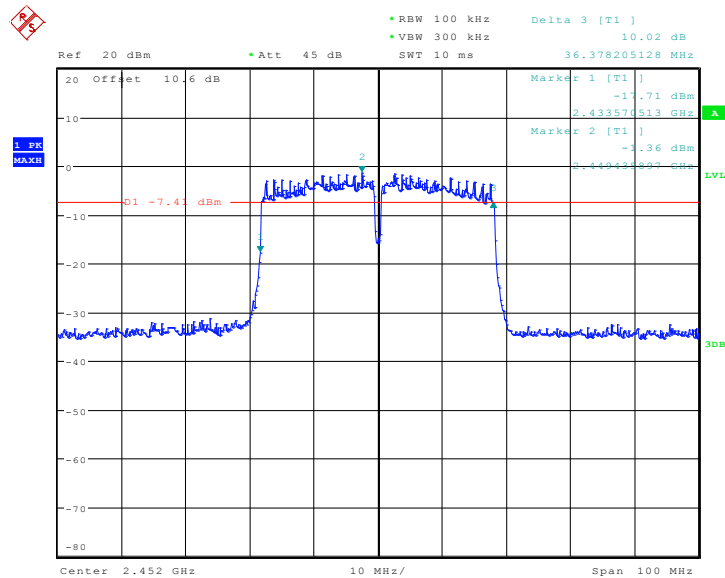
Date: 12.AUG.2013 19:30:47

**Fig.A.4.16 Occupied 6dB Bandwidth (802.11n-40MHz, Ch 3)**



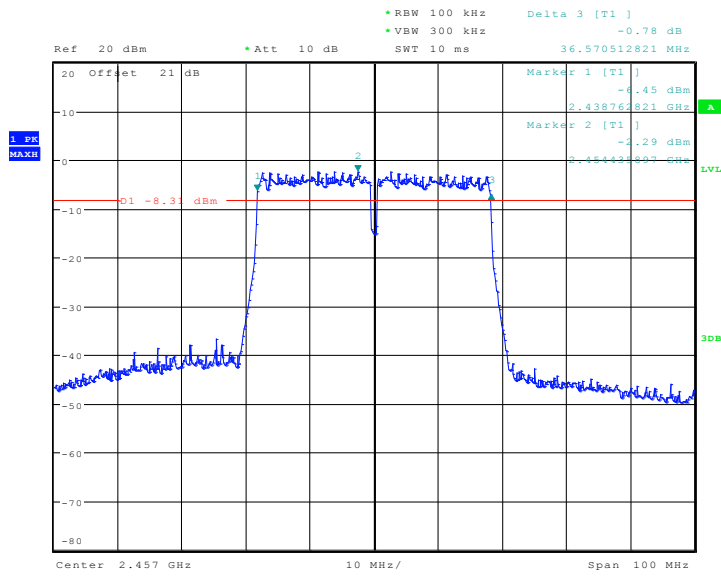
Date: 19..JUL.2013 13:47:05

**Fig.A.4.17 Occupied 6dB Bandwidth (802.11n-HT40, Ch 6)**



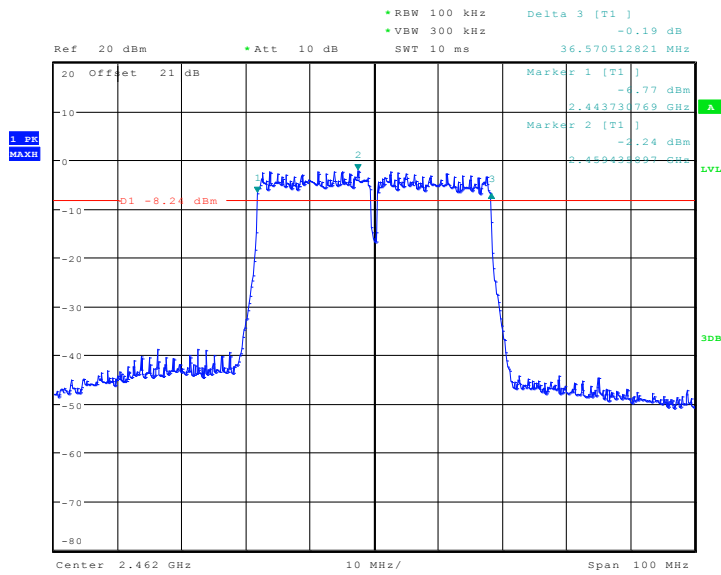
Date: 19..JUL.2013 13:49:22

**Fig.A.4.18 Occupied 6dB Bandwidth (802.11n-HT40, Ch 9)**



Date: 25.DEC.2013 10:11:18

**Fig.A.4.19 Occupied 6dB Bandwidth (802.11n-HT40, Ch 10)**



Date: 25.DEC.2013 10:13:44

**Fig.A.4.20 Occupied 6dB Bandwidth (802.11n-HT40, Ch 11)**

### A.5. Band Edges Compliance

**Measurement Limit:**

Standard	Limit (dBc)
FCC 47 CFR Part 15.247 (d)	> 20

The measurement is made according to KDB558074.

**EUT ID: EUT2**

**Modulation type and data rate tested:**

802.11b	802.11g	802.11n-HT20	802.11n-HT40
11Mbps(CCK)	24Mbps(OFDM)	MCS5(OFDM)	MCS5(OFDM)

**Measurement Result:**

**802.11b/g mode**

Mode	Channel	Test Results	Conclusion
802.11b	1	Fig.A.5.1	P
	11	Fig.A.5.2	P
	13	Fig.A.5.3	P
802.11g	1	Fig.A.5.4	P
	11	Fig.A.5.5	P
	13	Fig.A.5.6	P

**802.11n-HT20 mode**

Mode	Channel	Test Results	Conclusion
802.11n (HT20)	1	Fig.A.5.7	P
	11	Fig.A.5.8	P
	13	Fig.A.5.9	P

**802.11n-HT40 mode**

Mode	Channel	Test Results	Conclusion
802.11n (HT40)	3	Fig.A.5.10	P
	9	Fig.A.5.11	P
	11	Fig.A.5.12	P

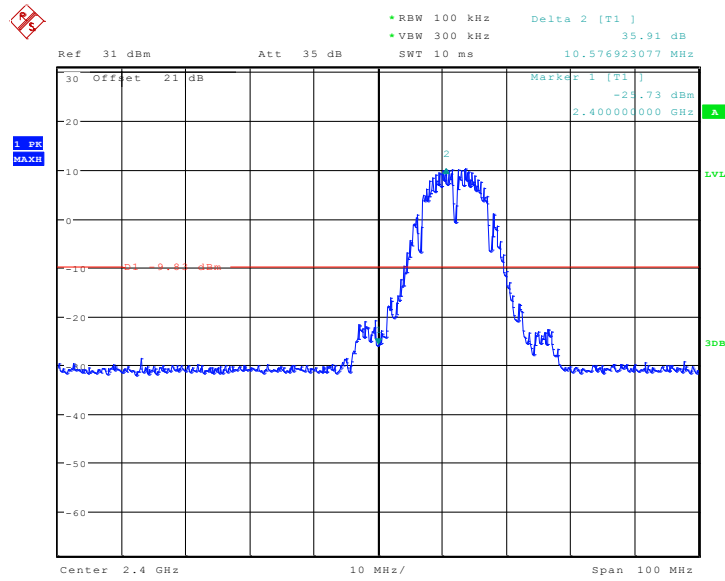
**Conclusion: Pass**

**Measurement Uncertainty:**

Measurement Uncertainty	0.75dB
-------------------------	--------

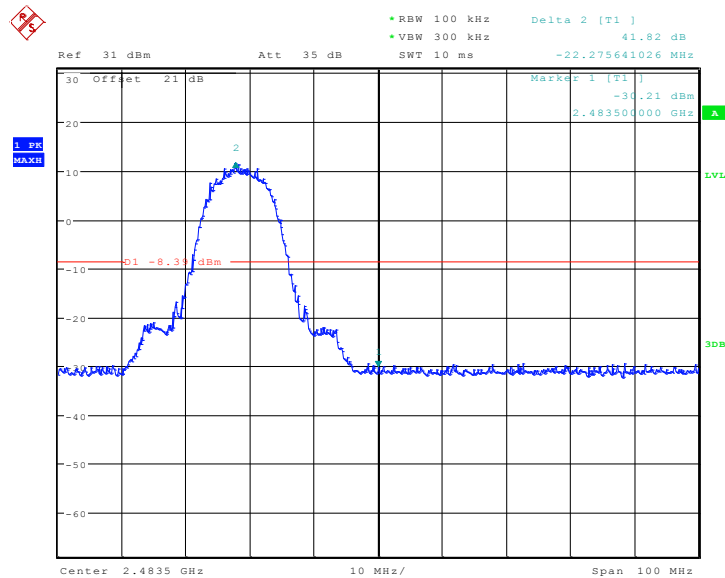
**Test graphs as below:**





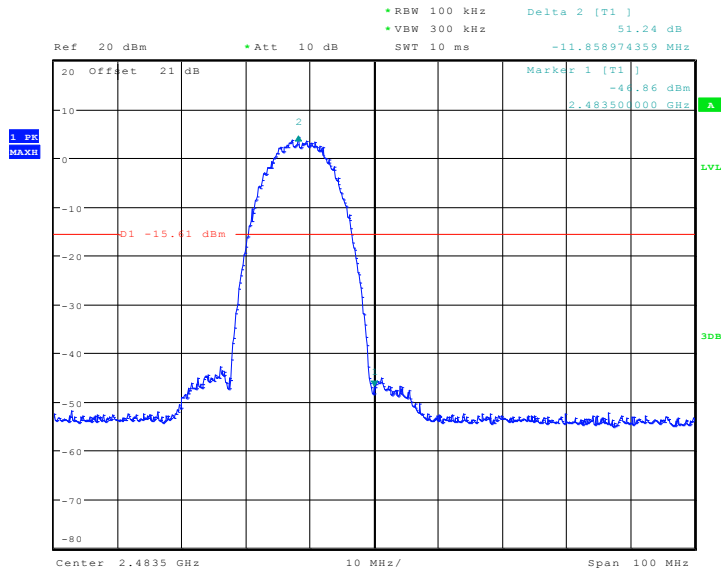
Date: 12..JUL..2013 15:51:03

**Fig.A.5.1 Band Edges (802.11b, Ch 1)**



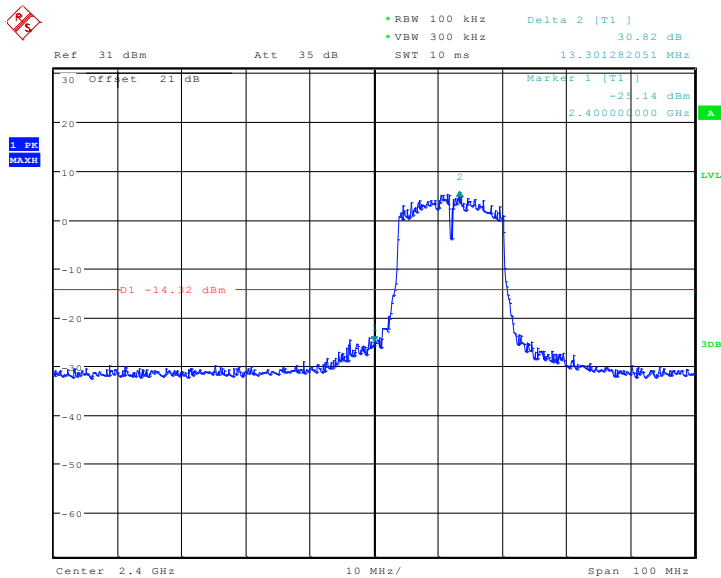
Date: 12..JUL.2013 15:56:27

**Fig.A.5.2 Band Edges (802.11b, Ch 11)**



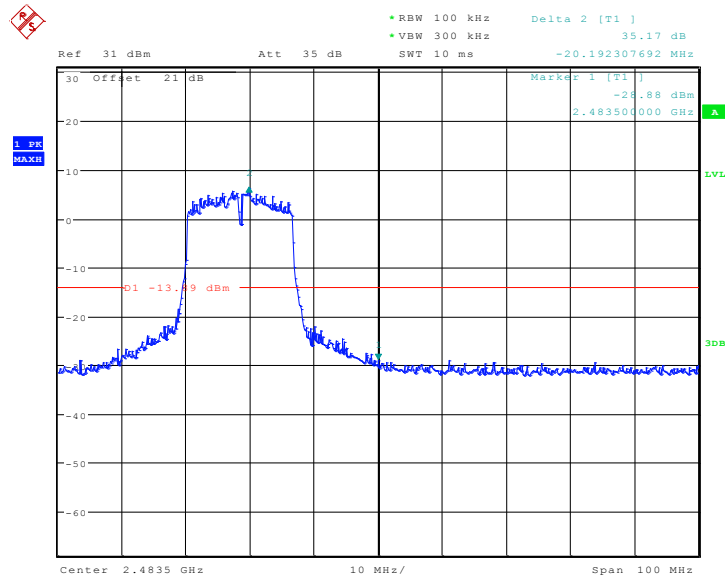
Date: 25.DEC.2013 12:33:14

**Fig.A.5.3 Band Edges (802.11b, Ch 13)**



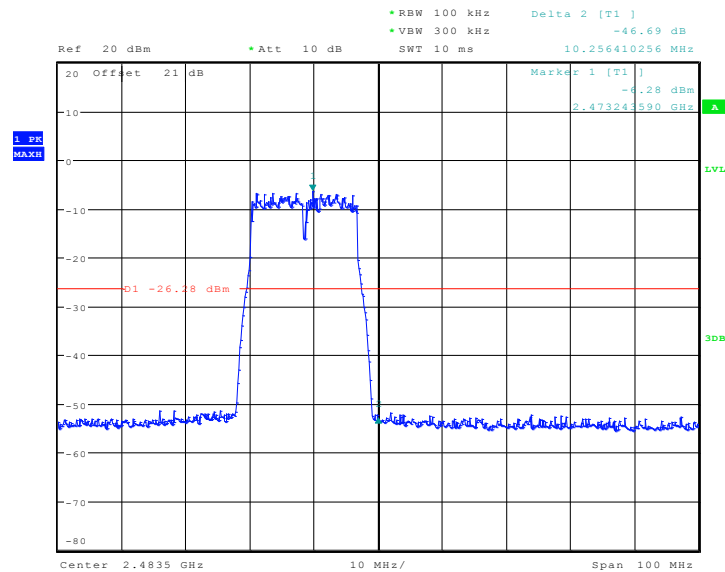
Date: 12.JUL.2013 16:02:37

**Fig.A.5.4 Band Edges (802.11g, Ch 1)**



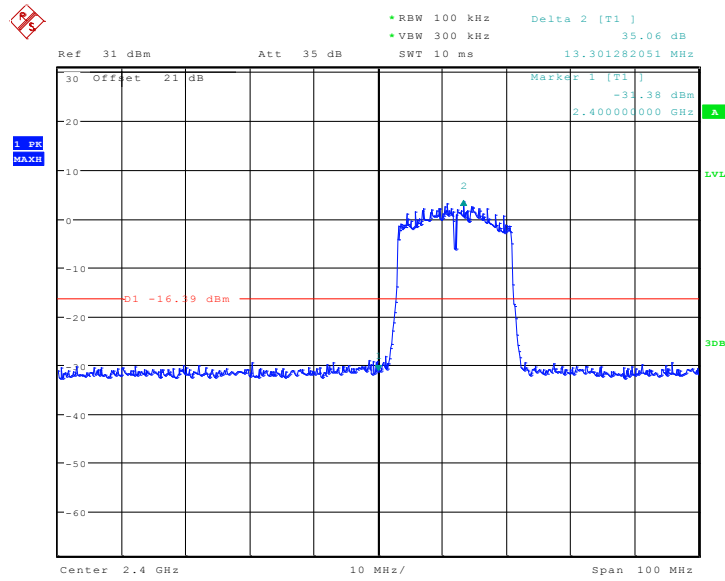
Date: 12..III..2013 16:04:24

**Fig.A.5.5 Band Edges (802.11g, Ch 11)**



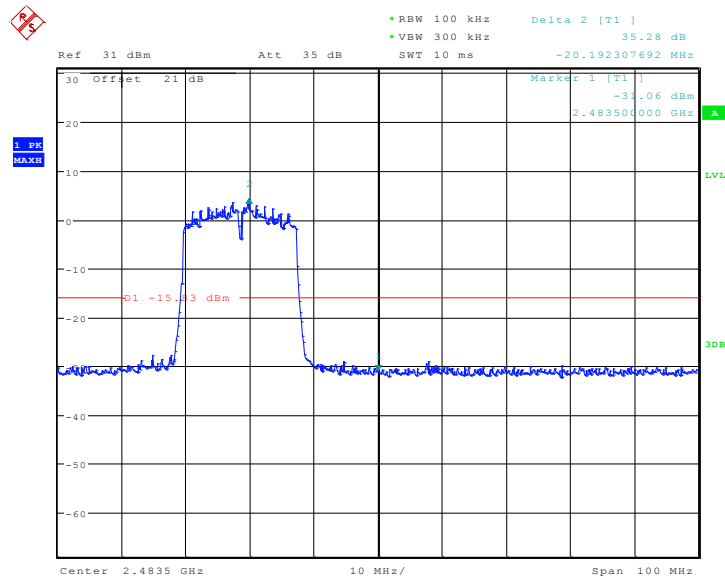
Date: 25.DEC.2013 12:53:48

**Fig.A.5.6 Band Edges (802.11g, Ch 13)**



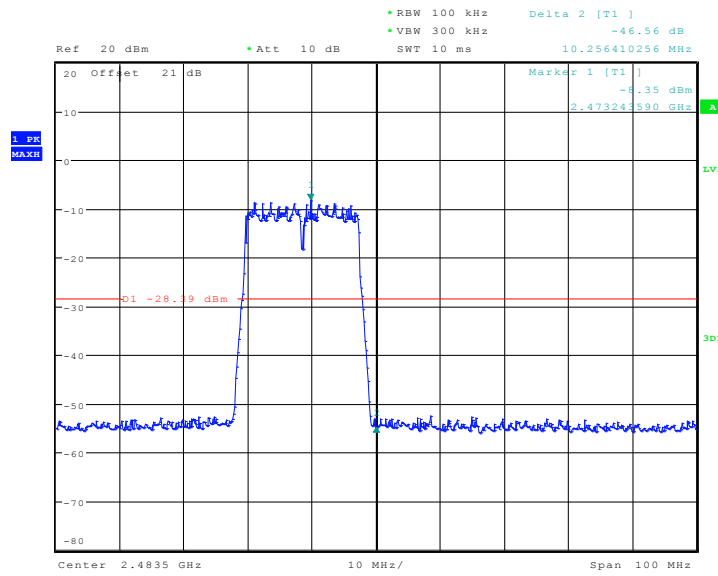
Date: 12..JUL.2013 16:06:10

**Fig.A.5.7 Band Edges (802.11n-HT20, Ch 1)**



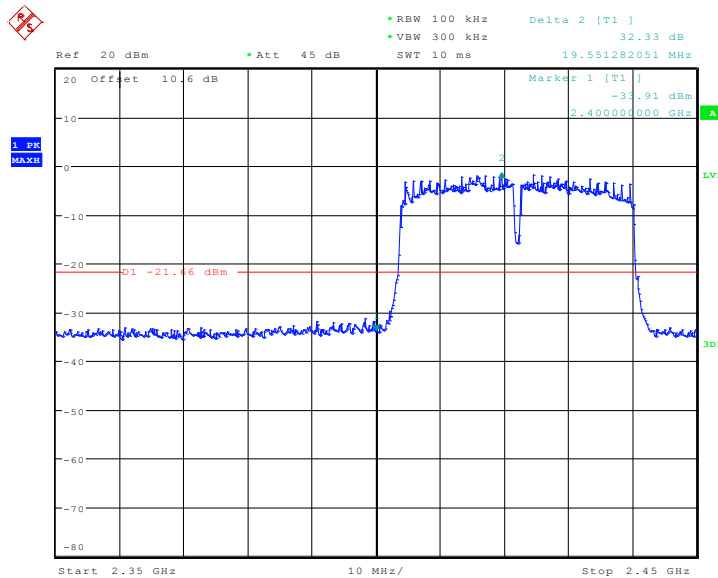
Date: 12..JUL.2013 16:07:54

**Fig.A.5.8 Band Edges (802.11n-HT20, Ch 11)**



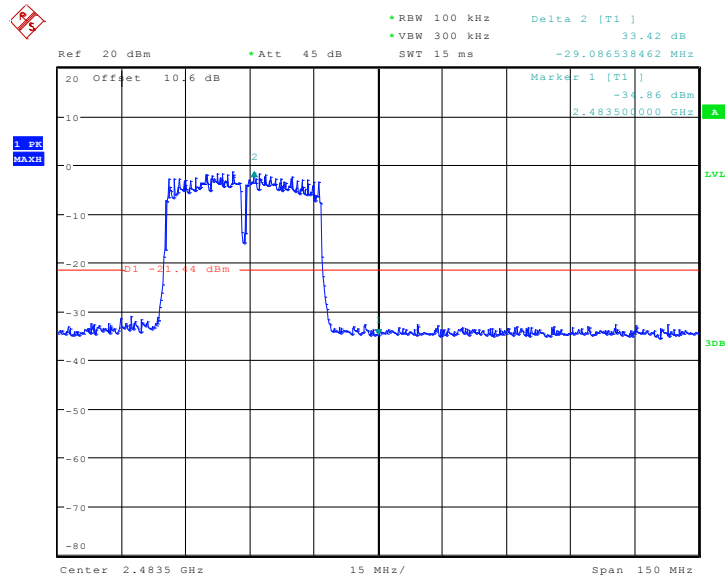
Date: 25.DEC.2013 12:54:31

**Fig.A.5.9 Band Edges (802.11n-HT20, Ch 13)**



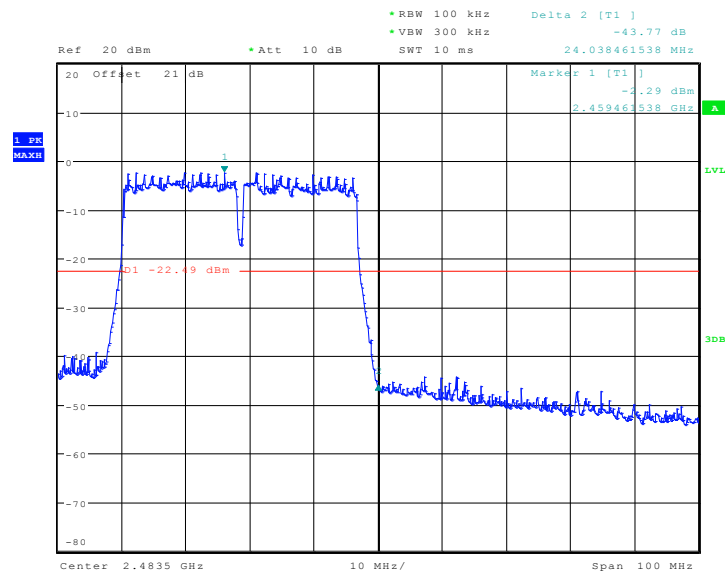
Date: 19.JUL.2013 13:52:50

**Fig.A.5.10 Band Edges (802.11n-HT40, Ch 3)**



Date: 19..III..2013 13:55:18

**Fig.A.5.11 Band Edges (802.11n-HT40, Ch 9)**



Date: 25.DEC.2013 12:55:51

**Fig.A.5.12 Band Edges (802.11n-HT40, Ch 11)**

## A.6. Transmitter Spurious Emission

### A.6.1 Transmitter Spurious Emission - Conducted

#### Measurement Limit:

Standard	Limit
FCC 47 CFR Part 15.247 (d)	20dB below peak output power in 100 kHz bandwidth

The measurement is made according to KDB558074.

#### EUT ID: EUT2

#### Modulation type and data rate tested:

802.11b	802.11g	802.11n-HT20	802.11n-HT40
11Mbps(CCK)	24Mbps(OFDM)	MCS5(OFDM)	MCS5(OFDM)

#### Measurement Results:

##### 802.11b mode

MODE	Channel	Frequency Range	Test Results	Conclusion
802.11b	1	2.412 GHz	Fig.A.6.1.1	<b>P</b>
		30 MHz ~ 1 GHz	Fig.A.6.1.2	<b>P</b>
		1 GHz ~ 2.5 GHz	Fig.A.6.1.3	<b>P</b>
		2.5 GHz ~ 7.5 GHz	Fig.A.6.1.4	<b>P</b>
		7.5 GHz ~ 10 GHz	Fig.A.6.1.5	<b>P</b>
		10 GHz ~ 15 GHz	Fig.A.6.1.6	<b>P</b>
		15 GHz ~ 20 GHz	Fig.A.6.1.7	<b>P</b>
		20 GHz ~ 26 GHz	Fig.A.6.1.8	<b>P</b>
	6	2.437 GHz	Fig.A.6.1.9	<b>P</b>
		30 MHz ~ 1 GHz	Fig.A.6.1.10	<b>P</b>
		1 GHz ~ 2.5 GHz	Fig.A.6.1.11	<b>P</b>
		2.5 GHz ~ 7.5 GHz	Fig.A.6.1.12	<b>P</b>
		7.5 GHz ~ 10 GHz	Fig.A.6.1.13	<b>P</b>
		10 GHz ~ 15 GHz	Fig.A.6.1.14	<b>P</b>
		15 GHz ~ 20 GHz	Fig.A.6.1.15	<b>P</b>
		20 GHz ~ 26 GHz	Fig.A.6.1.16	<b>P</b>
	11	2.462 GHz	Fig.A.6.1.17	<b>P</b>
		30 MHz ~ 1 GHz	Fig.A.6.1.18	<b>P</b>
		1 GHz ~ 2.5 GHz	Fig.A.6.1.19	<b>P</b>
		2.5 GHz ~ 7.5 GHz	Fig.A.6.1.20	<b>P</b>
		7.5 GHz ~ 10 GHz	Fig.A.6.1.21	<b>P</b>
		10 GHz ~ 15 GHz	Fig.A.6.1.22	<b>P</b>
		15 GHz ~ 20 GHz	Fig.A.6.1.23	<b>P</b>
		20 GHz ~ 26 GHz	Fig.A.6.1.24	<b>P</b>

MODE	Channel	Frequency Range	Test Results	Conclusion
802.11b	12	2.467 GHz	Fig.A.6.1.25	P
		30 MHz ~ 1 GHz	Fig.A.6.1.26	P
		1 GHz ~ 2.5 GHz	Fig.A.6.1.27	P
		2.5 GHz ~ 7.5 GHz	Fig.A.6.1.28	P
		7.5 GHz ~ 10 GHz	Fig.A.6.1.29	P
		10 GHz ~ 15 GHz	Fig.A.6.1.30	P
		15 GHz ~ 20 GHz	Fig.A.6.1.31	P
	13	20 GHz ~ 26 GHz	Fig.A.6.1.32	P
		2.472 GHz	Fig.A.6.1.33	P
		30 MHz ~ 1 GHz	Fig.A.6.1.34	P
		1 GHz ~ 2.5 GHz	Fig.A.6.1.35	P
		2.5 GHz ~ 7.5 GHz	Fig.A.6.1.36	P
		7.5 GHz ~ 10 GHz	Fig.A.6.1.37	P
		10 GHz ~ 15 GHz	Fig.A.6.1.38	P
15 GHz ~ 20 GHz	Fig.A.6.1.39	P		
20 GHz ~ 26 GHz	Fig.A.6.1.40	P		

**802.11g mode**

MODE	Channel	Frequency Range	Test Results	Conclusion
802.11g	1	2.412 GHz	Fig.A.6.1.41	P
		30 MHz ~ 1 GHz	Fig.A.6.1.42	P
		1 GHz ~ 2.5 GHz	Fig.A.6.1.43	P
		2.5 GHz ~ 7.5 GHz	Fig.A.6.1.44	P
		7.5 GHz ~ 10 GHz	Fig.A.6.1.45	P
		10 GHz ~ 15 GHz	Fig.A.6.1.46	P
		15 GHz ~ 20 GHz	Fig.A.6.1.47	P
		20 GHz ~ 26 GHz	Fig.A.6.1.48	P
	6	2.437 GHz	Fig.A.6.1.49	P
		30 MHz ~ 1 GHz	Fig.A.6.1.50	P
		1 GHz ~ 2.5 GHz	Fig.A.6.1.51	P
		2.5 GHz ~ 7.5 GHz	Fig.A.6.1.52	P
		7.5 GHz ~ 10 GHz	Fig.A.6.1.53	P
		10 GHz ~ 15 GHz	Fig.A.6.1.54	P
		15 GHz ~ 20 GHz	Fig.A.6.1.55	P
		20 GHz ~ 26 GHz	Fig.A.6.1.56	P
	11	2.462 GHz	Fig.A.6.1.57	P
		30 MHz ~ 1 GHz	Fig.A.6.1.58	P
		1 GHz ~ 2.5 GHz	Fig.A.6.1.59	P
		2.5 GHz ~ 7.5 GHz	Fig.A.6.1.60	P
		7.5 GHz ~ 10 GHz	Fig.A.6.1.61	P
		10 GHz ~ 15 GHz	Fig.A.6.1.62	P
		15 GHz ~ 20 GHz	Fig.A.6.1.63	P



		20 GHz ~ 26 GHz	Fig.A.6.1.64	<b>P</b>
--	--	-----------------	--------------	----------

<b>MODE</b>	<b>Channel</b>	<b>Frequency Range</b>	<b>Test Results</b>	<b>Conclusion</b>
802.11g	12	2.467 GHz	Fig.A.6.1.65	<b>P</b>
		30 MHz ~ 1 GHz	Fig.A.6.1.66	<b>P</b>
		1 GHz ~ 2.5 GHz	Fig.A.6.1.67	<b>P</b>
		2.5 GHz ~ 7.5 GHz	Fig.A.6.1.68	<b>P</b>
		7.5 GHz ~ 10 GHz	Fig.A.6.1.69	<b>P</b>
		10 GHz ~ 15 GHz	Fig.A.6.1.70	<b>P</b>
		15 GHz ~ 20 GHz	Fig.A.6.1.71	<b>P</b>
		20 GHz ~ 26 GHz	Fig.A.6.1.72	<b>P</b>
	13	2.472 GHz	Fig.A.6.1.73	<b>P</b>
		30 MHz ~ 1 GHz	Fig.A.6.1.74	<b>P</b>
		1 GHz ~ 2.5 GHz	Fig.A.6.1.75	<b>P</b>
		2.5 GHz ~ 7.5 GHz	Fig.A.6.1.76	<b>P</b>
		7.5 GHz ~ 10 GHz	Fig.A.6.1.77	<b>P</b>
		10 GHz ~ 15 GHz	Fig.A.6.1.78	<b>P</b>
		15 GHz ~ 20 GHz	Fig.A.6.1.79	<b>P</b>
20 GHz ~ 26 GHz	Fig.A.6.1.80	<b>P</b>		

**802.11n-HT20 mode**

<b>MODE</b>	<b>Channel</b>	<b>Frequency Range</b>	<b>Test Results</b>	<b>Conclusion</b>
802.11n (HT20)	1	2.412 GHz	Fig.A.6.1.81	<b>P</b>
		30 MHz ~ 1 GHz	Fig.A.6.1.82	<b>P</b>
		1 GHz ~ 2.5 GHz	Fig.A.6.1.83	<b>P</b>
		2.5 GHz ~ 7.5 GHz	Fig.A.6.1.84	<b>P</b>
		7.5 GHz ~ 10 GHz	Fig.A.6.1.85	<b>P</b>
		10 GHz ~ 15 GHz	Fig.A.6.1.86	<b>P</b>
		15 GHz ~ 20 GHz	Fig.A.6.1.87	<b>P</b>
		20 GHz ~ 26 GHz	Fig.A.6.1.88	<b>P</b>
	6	2.437 GHz	Fig.A.6.1.89	<b>P</b>
		30 MHz ~ 1 GHz	Fig.A.6.1.90	<b>P</b>
		1 GHz ~ 2.5 GHz	Fig.A.6.1.91	<b>P</b>
		2.5 GHz ~ 7.5 GHz	Fig.A.6.1.92	<b>P</b>
		7.5 GHz ~ 10 GHz	Fig.A.6.1.93	<b>P</b>
		10 GHz ~ 15 GHz	Fig.A.6.1.94	<b>P</b>
		15 GHz ~ 20 GHz	Fig.A.6.1.95	<b>P</b>
		20 GHz ~ 26 GHz	Fig.A.6.1.96	<b>P</b>
	11	2.462 GHz	Fig.A.6.1.97	<b>P</b>
		30 MHz ~ 1 GHz	Fig.A.6.1.98	<b>P</b>
		1 GHz ~ 2.5 GHz	Fig.A.6.1.99	<b>P</b>
		2.5 GHz ~ 7.5 GHz	Fig.A.6.1.100	<b>P</b>
		7.5 GHz ~ 10 GHz	Fig.A.6.1.101	<b>P</b>

		10 GHz ~ 15 GHz	Fig.A.6.1.102	<b>P</b>
		15 GHz ~ 20 GHz	Fig.A.6.1.103	<b>P</b>
		20 GHz ~ 26 GHz	Fig.A.6.1.104	<b>P</b>

<b>MODE</b>	<b>Channel</b>	<b>Frequency Range</b>	<b>Test Results</b>	<b>Conclusion</b>
802.11n (HT20)	12	2.467 GHz	Fig.A.6.1.105	<b>P</b>
		30 MHz ~ 1 GHz	Fig.A.6.1.106	<b>P</b>
		1 GHz ~ 2.5 GHz	Fig.A.6.1.107	<b>P</b>
		2.5 GHz ~ 7.5 GHz	Fig.A.6.1.108	<b>P</b>
		7.5 GHz ~ 10 GHz	Fig.A.6.1.109	<b>P</b>
		10 GHz ~ 15 GHz	Fig.A.6.1.110	<b>P</b>
		15 GHz ~ 20 GHz	Fig.A.6.1.111	<b>P</b>
	20 GHz ~ 26 GHz	Fig.A.6.1.112	<b>P</b>	
	13	2.472 GHz	Fig.A.6.1.113	<b>P</b>
		30 MHz ~ 1 GHz	Fig.A.6.1.114	<b>P</b>
		1 GHz ~ 2.5 GHz	Fig.A.6.1.115	<b>P</b>
		2.5 GHz ~ 7.5 GHz	Fig.A.6.1.116	<b>P</b>
		7.5 GHz ~ 10 GHz	Fig.A.6.1.117	<b>P</b>
		10 GHz ~ 15 GHz	Fig.A.6.1.118	<b>P</b>
15 GHz ~ 20 GHz		Fig.A.6.1.119	<b>P</b>	
20 GHz ~ 26 GHz	Fig.A.6.1.120	<b>P</b>		

**802.11n-HT40 mode**

<b>MODE</b>	<b>Channel</b>	<b>Frequency Range</b>	<b>Test Results</b>	<b>Conclusion</b>
802.11n (HT40)	3	2.422 GHz	Fig.A.6.1.121	<b>P</b>
		30 MHz ~ 1 GHz	Fig.A.6.1.122	<b>P</b>
		1 GHz ~ 2.5 GHz	Fig.A.6.1.123	<b>P</b>
		2.5 GHz ~ 7.5 GHz	Fig.A.6.1.124	<b>P</b>
		7.5 GHz ~ 10 GHz	Fig.A.6.1.125	<b>P</b>
		10 GHz ~ 15 GHz	Fig.A.6.1.126	<b>P</b>
		15 GHz ~ 20 GHz	Fig.A.6.1.127	<b>P</b>
		20 GHz ~ 26 GHz	Fig.A.6.1.128	<b>P</b>
	6	2.437 GHz	Fig.A.6.1.129	<b>P</b>
		30 MHz ~ 1 GHz	Fig.A.6.1.130	<b>P</b>
		1 GHz ~ 2.5 GHz	Fig.A.6.1.131	<b>P</b>
		2.5 GHz ~ 7.5 GHz	Fig.A.6.1.132	<b>P</b>
		7.5 GHz ~ 10 GHz	Fig.A.6.1.133	<b>P</b>
		10 GHz ~ 15 GHz	Fig.A.6.1.134	<b>P</b>
		15 GHz ~ 20 GHz	Fig.A.6.1.135	<b>P</b>
		20 GHz ~ 26 GHz	Fig.A.6.1.136	<b>P</b>
	9	2.452 GHz	Fig.A.6.1.137	<b>P</b>
		30 MHz ~ 1 GHz	Fig.A.6.1.138	<b>P</b>
1 GHz ~ 2.5 GHz		Fig.A.6.1.139	<b>P</b>	

		2.5 GHz ~ 7.5 GHz	Fig.A.6.1.140	<b>P</b>
		7.5 GHz ~ 10 GHz	Fig.A.6.1.141	<b>P</b>
		10 GHz ~ 15 GHz	Fig.A.6.1.142	<b>P</b>
		15 GHz ~ 20 GHz	Fig.A.6.1.143	<b>P</b>
		20 GHz ~ 26 GHz	Fig.A.6.1.144	<b>P</b>

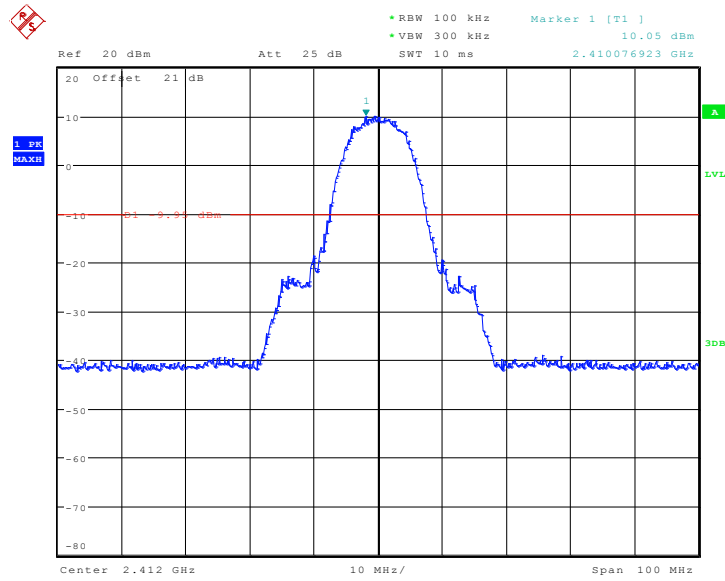
MODE	Channel	Frequency Range	Test Results	Conclusion
802.11n (HT40)	10	2.457 GHz	Fig.A.6.1.145	<b>P</b>
		30 MHz ~ 1 GHz	Fig.A.6.1.146	<b>P</b>
		1 GHz ~ 2.5 GHz	Fig.A.6.1.147	<b>P</b>
		2.5 GHz ~ 7.5 GHz	Fig.A.6.1.148	<b>P</b>
		7.5 GHz ~ 10 GHz	Fig.A.6.1.149	<b>P</b>
		10 GHz ~ 15 GHz	Fig.A.6.1.150	<b>P</b>
		15 GHz ~ 20 GHz	Fig.A.6.1.151	<b>P</b>
		20 GHz ~ 26 GHz	Fig.A.6.1.152	<b>P</b>
	11	2.462 GHz	Fig.A.6.1.153	<b>P</b>
		30 MHz ~ 1 GHz	Fig.A.6.1.154	<b>P</b>
		1 GHz ~ 2.5 GHz	Fig.A.6.1.155	<b>P</b>
		2.5 GHz ~ 7.5 GHz	Fig.A.6.1.156	<b>P</b>
		7.5 GHz ~ 10 GHz	Fig.A.6.1.157	<b>P</b>
		10 GHz ~ 15 GHz	Fig.A.6.1.158	<b>P</b>
		15 GHz ~ 20 GHz	Fig.A.6.1.159	<b>P</b>
		20 GHz ~ 26 GHz	Fig.A.6.1.160	<b>P</b>

**Conclusion: Pass**

**Measurement Uncertainty:**

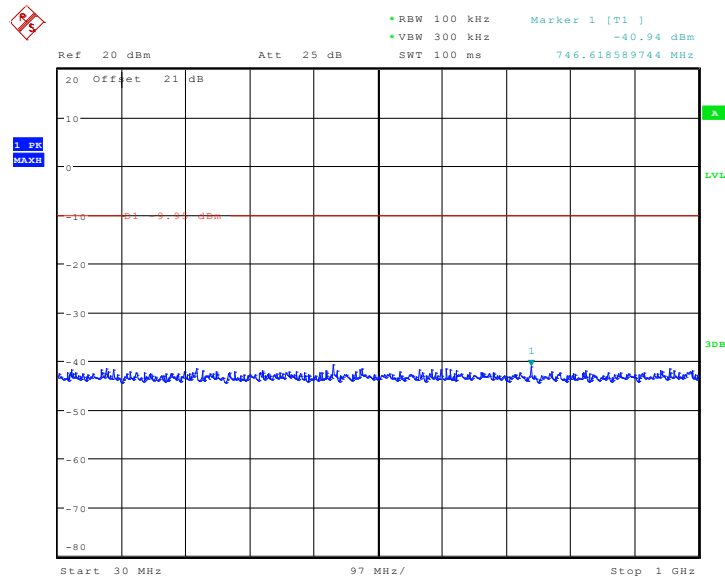
Frequency Range	Uncertainty(dB)
30MHz ≤ f ≤ 2GHz	0.63
2GHz ≤ f ≤ 3.6GHz	0.82
3.6GHz ≤ f ≤ 8GHz	1.55
8GHz ≤ f ≤ 20GHz	1.86
20GHz ≤ f ≤ 22GHz	1.90
22GHz ≤ f ≤ 26GHz	2.20

**Test graphs as below:**



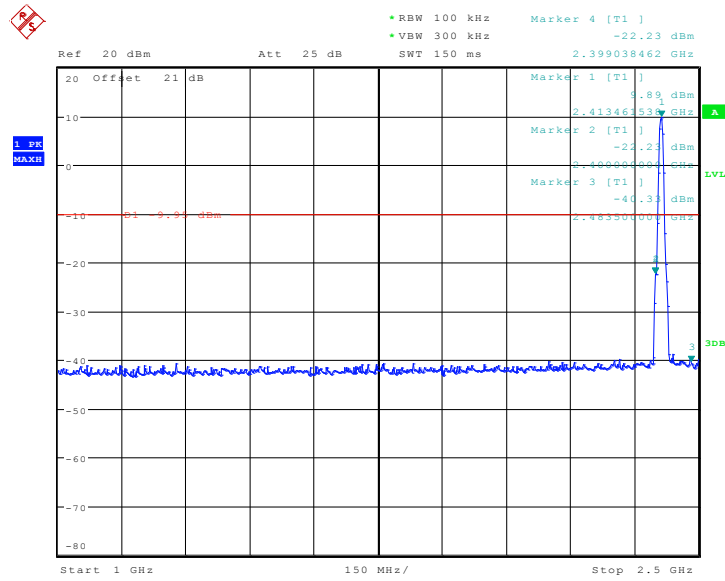
Date: 15..JUL..2013 09:01:02

**Fig.A.6.1.1 Conducted Spurious Emission (802.11b, Ch1, Center Frequency)**



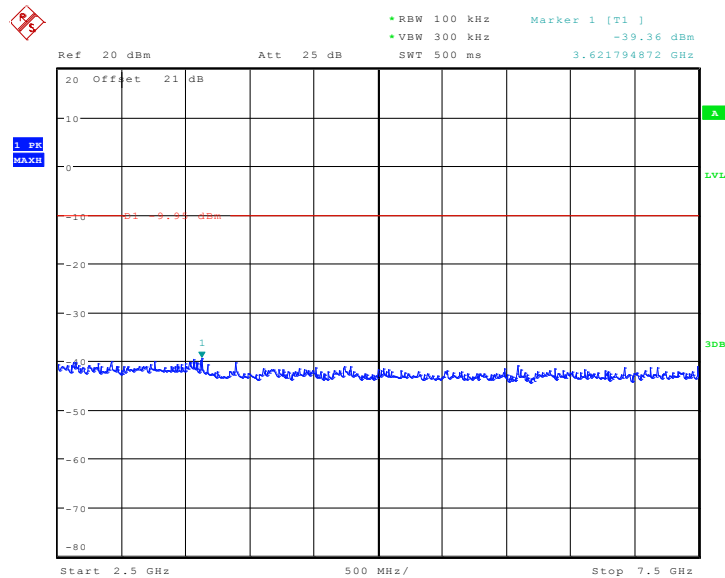
Date: 15..JUL..2013 09:02:11

**Fig.A.6.1.2 Conducted Spurious Emission (802.11b, Ch1, 30 MHz-1 GHz)**



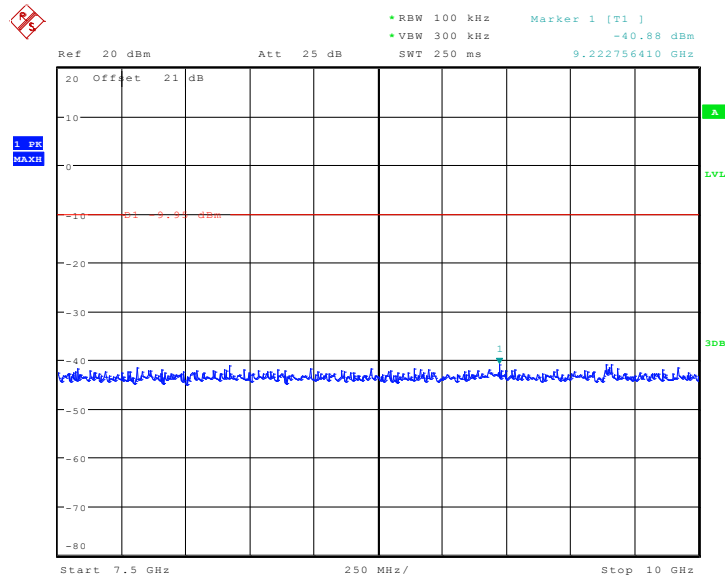
Date: 15..JUL.2013 09:03:58

**Fig.A.6.1.3 Conducted Spurious Emission (802.11b, Ch1, 1 GHz-2.5 GHz)**



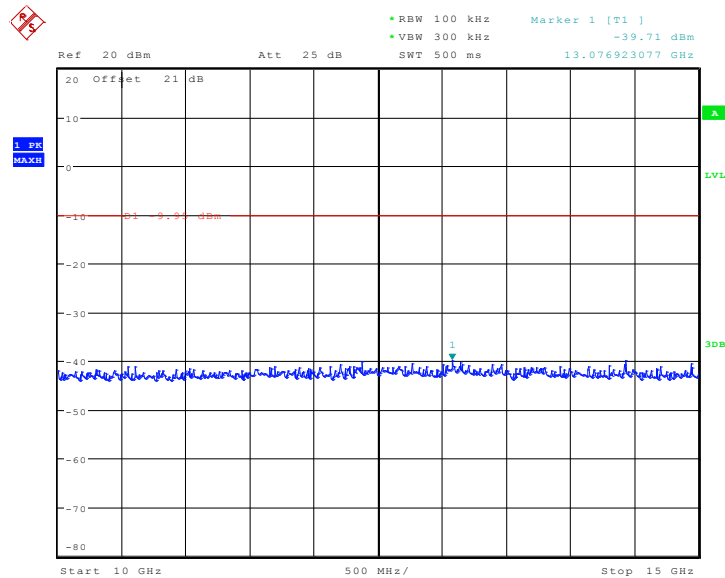
Date: 15..JUL.2013 09:04:56

**Fig.A.6.1.4 Conducted Spurious Emission (802.11b, Ch1, 2.5 GHz-7.5 GHz)**



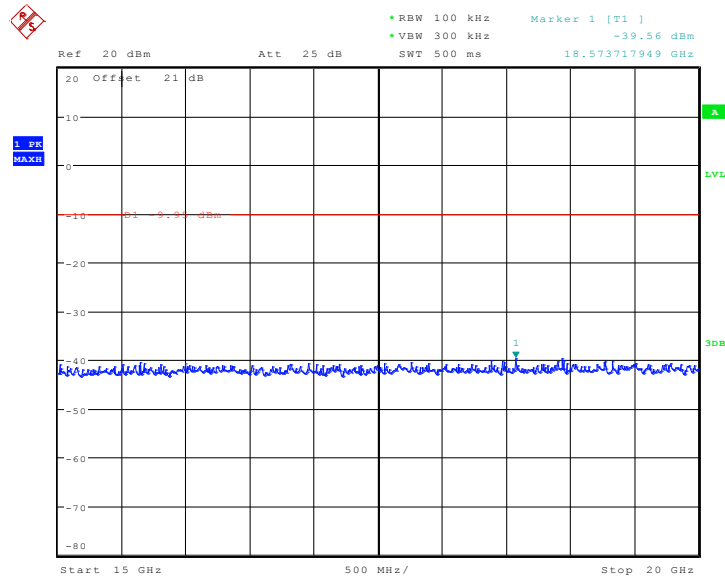
Date: 15..JUL..2013 09:05:26

**Fig.A.6.1.5 Conducted Spurious Emission (802.11b, Ch1, 7.5 GHz-10 GHz)**



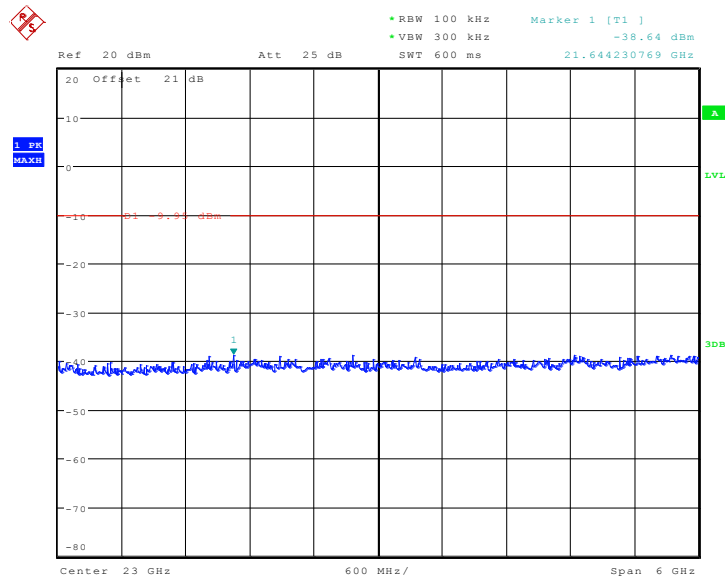
Date: 15..JUL..2013 09:06:46

**Fig.A.6.1.6 Conducted Spurious Emission (802.11b, Ch1, 10 GHz-15 GHz)**



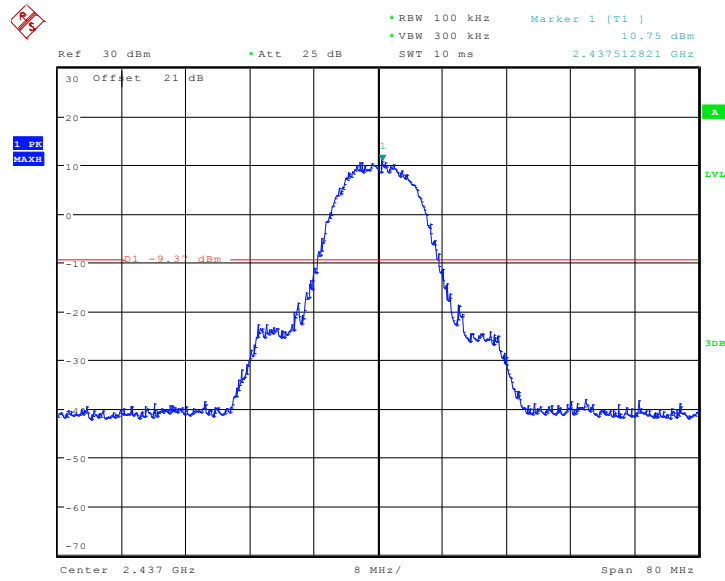
Date: 15..JUL..2013 09:07:28

**Fig.A.6.1.7 Conducted Spurious Emission (802.11b, Ch1, 15 GHz-20 GHz)**



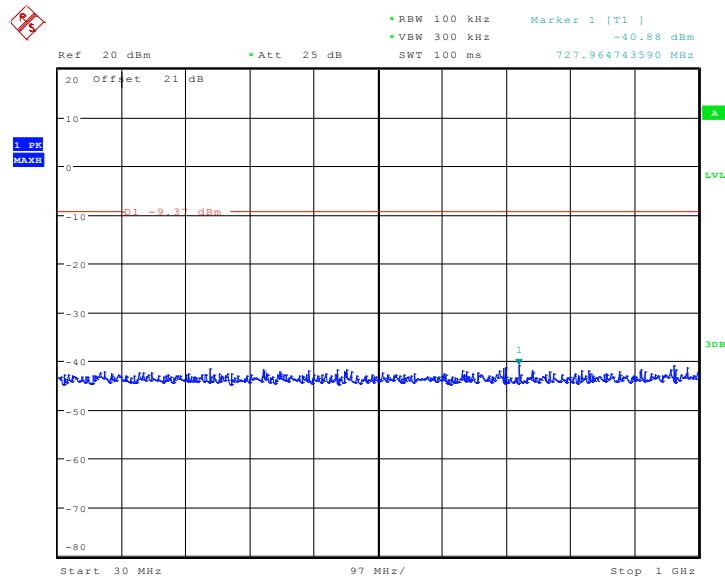
Date: 15..JUL..2013 09:08:13

**Fig.A.6.1.8 Conducted Spurious Emission (802.11b, Ch1, 20 GHz-26 GHz)**



Date: 31..JUL..2013 08:37:19

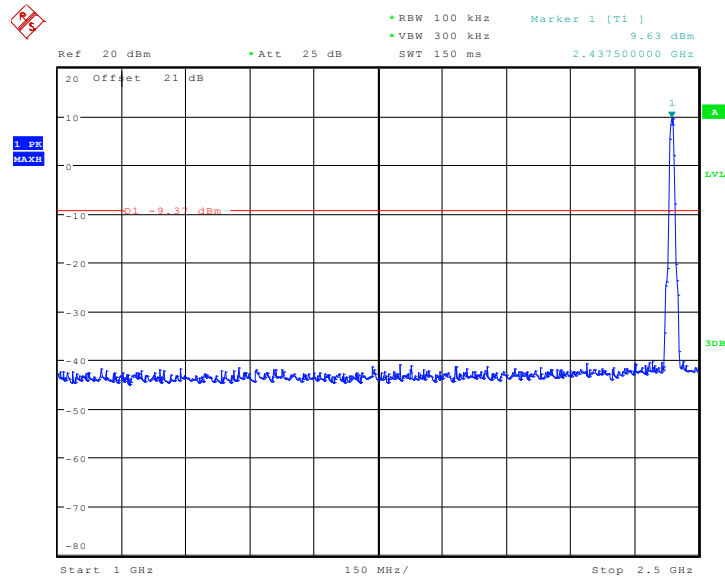
**Fig.A.6.1.9 Conducted Spurious Emission (802.11b, Ch6, Center Frequency)**



Date: 31..JUL..2013 08:37:40

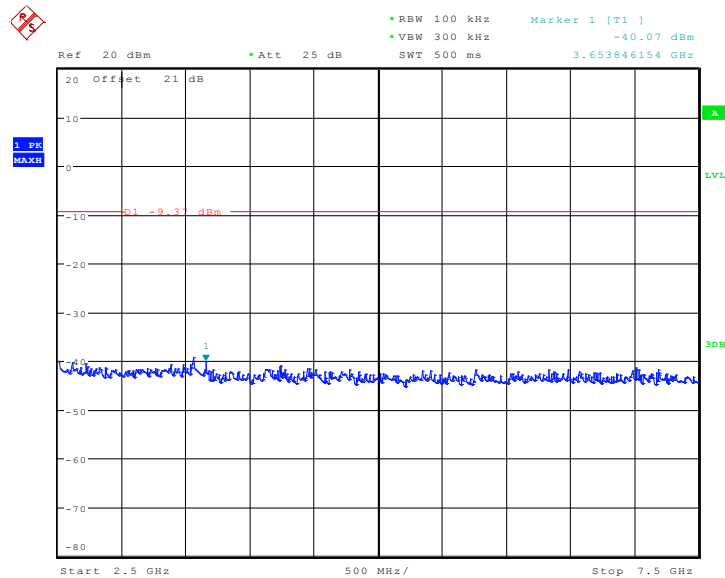
**Fig.A.6.1.10 Conducted Spurious Emission (802.11b, Ch6, 30 MHz-1 GHz)**





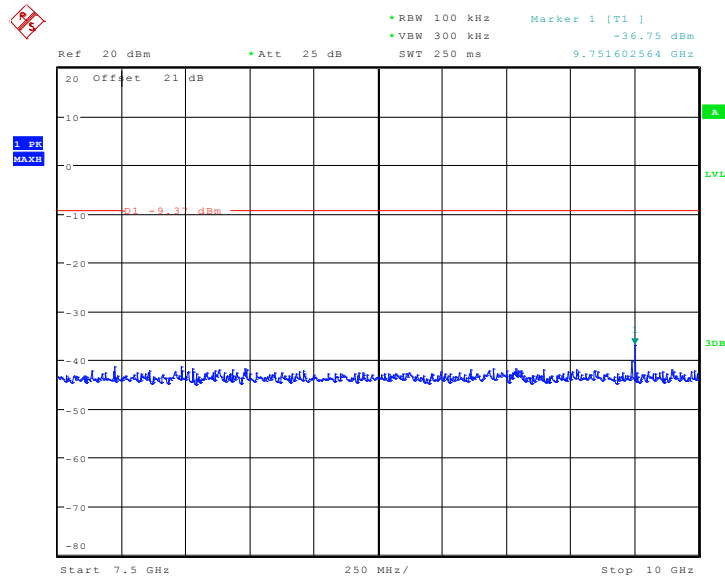
Date: 31..JUL..2013 08:37:52

**Fig.A.6.1.11 Conducted Spurious Emission (802.11b, Ch6, 1 GHz-2.5 GHz)**



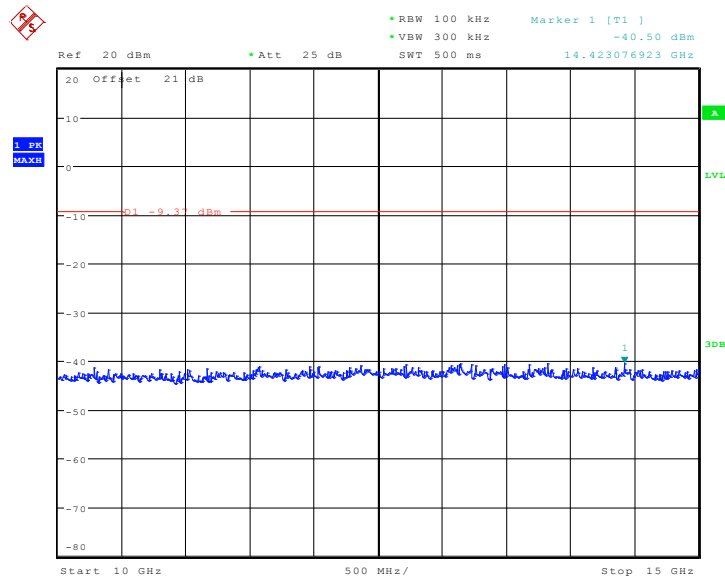
Date: 31..JUL..2013 08:38:07

**Fig.A.6.1.12 Conducted Spurious Emission (802.11b, Ch6, 2.5 GHz-7.5 GHz)**



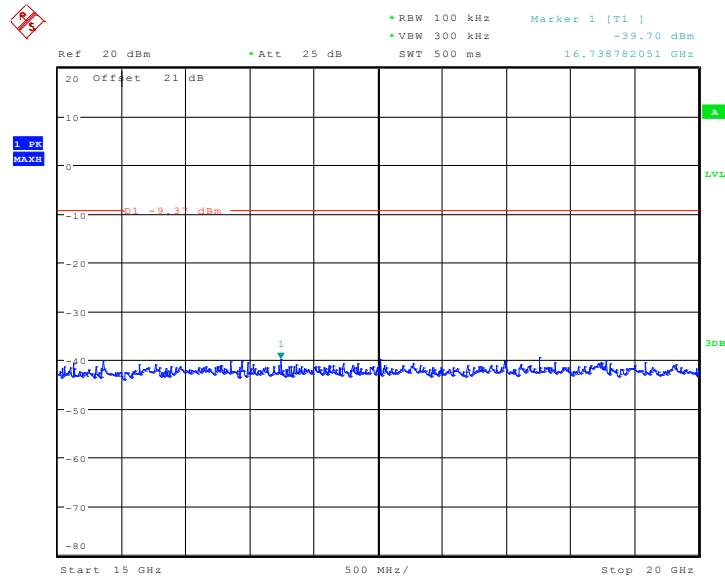
Date: 31..JUL..2013 08:38:23

**Fig.A.6.1.13 Conducted Spurious Emission (802.11b, Ch6, 7.5 GHz-10 GHz)**



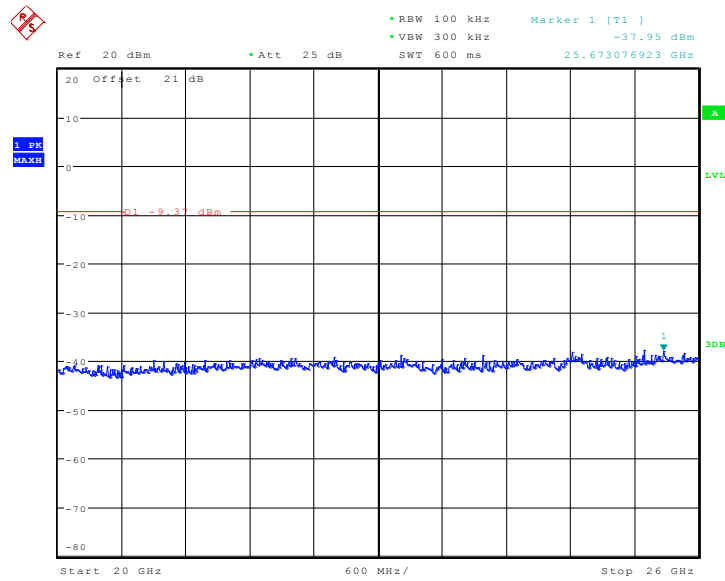
Date: 31..JUL..2013 08:38:41

**Fig.A.6.1.14 Conducted Spurious Emission (802.11b, Ch6, 10 GHz-15 GHz)**



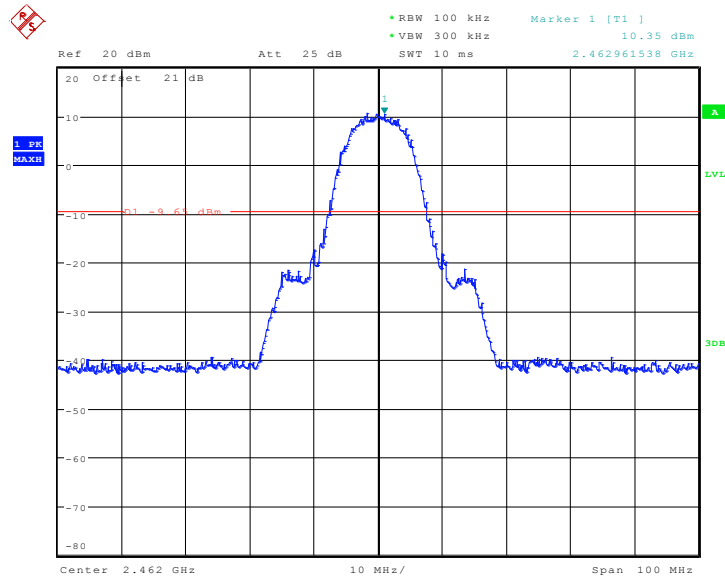
Date: 31..JUL..2013 08:39:03

**Fig.A.6.1.15 Conducted Spurious Emission (802.11b, Ch6, 15 GHz-20 GHz)**



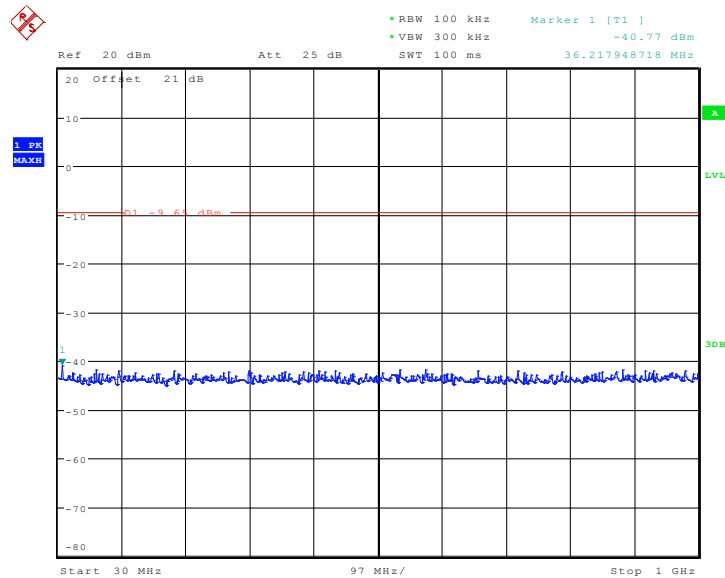
Date: 31..JUL..2013 08:39:29

**Fig.A.6.1.16 Conducted Spurious Emission (802.11b, Ch6, 20 GHz-26 GHz)**



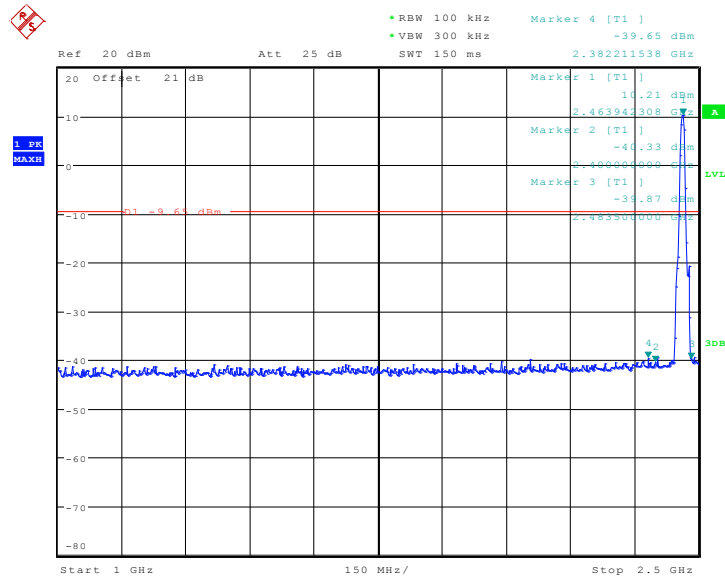
Date: 15..JUL..2013 09:55:13

**Fig.A.6.1.17 Conducted Spurious Emission (802.11b, Ch11, Center Frequency)**



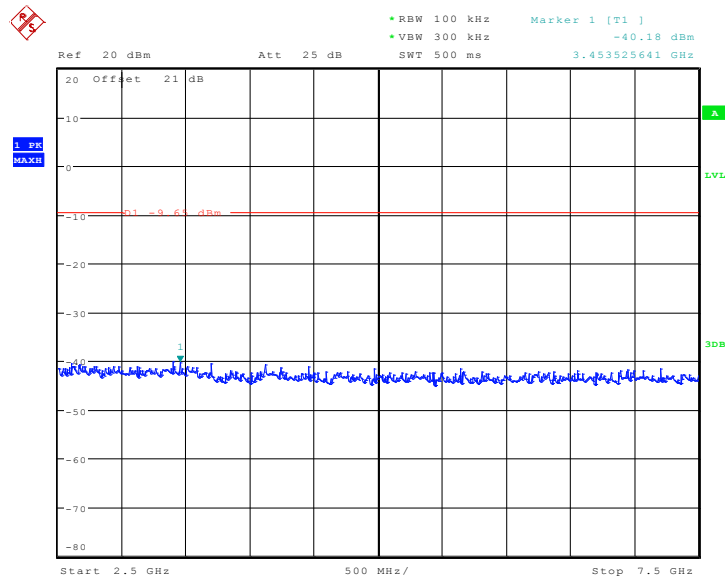
Date: 15..JUL..2013 09:55:48

**Fig.A.6.1.18 Conducted Spurious Emission (802.11b, Ch11, 30 MHz-1 GHz)**



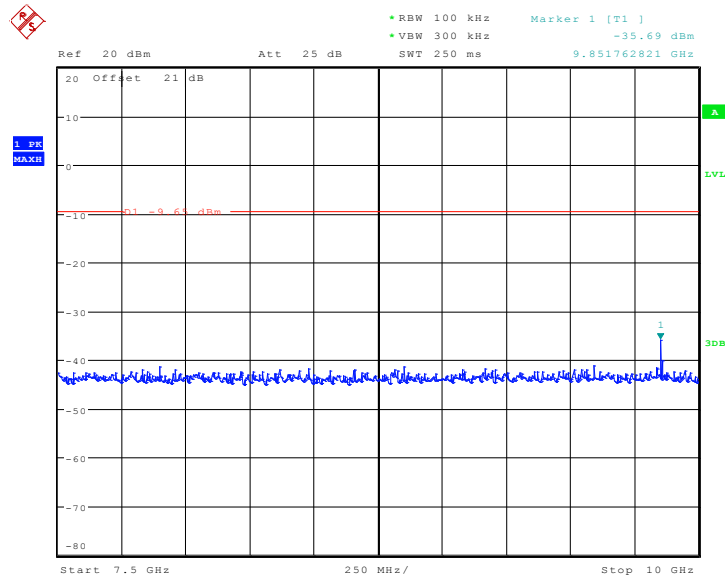
Date: 15..JUL.2013 09:57:06

**Fig.A.6.1.19 Conducted Spurious Emission (802.11b, Ch11, 1 GHz-2.5 GHz)**



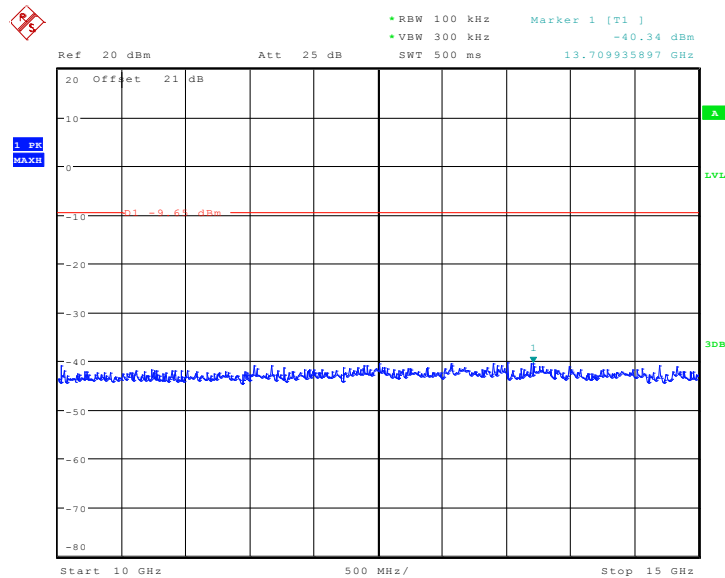
Date: 15..JUL.2013 09:57:28

**Fig.A.6.1.20 Conducted Spurious Emission (802.11b, Ch11, 2.5 GHz-7.5 GHz)**



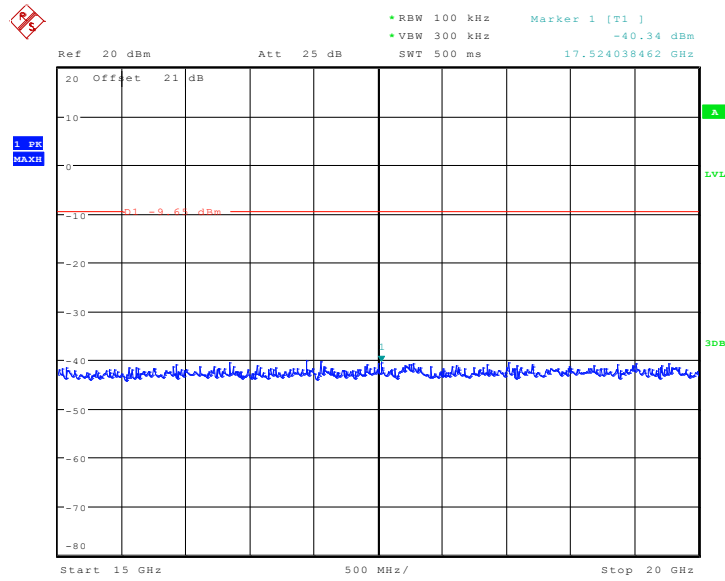
Date: 15..JUL.2013 09:57:46

**Fig.A.6.1.21 Conducted Spurious Emission (802.11b, Ch11, 7.5 GHz-10 GHz)**



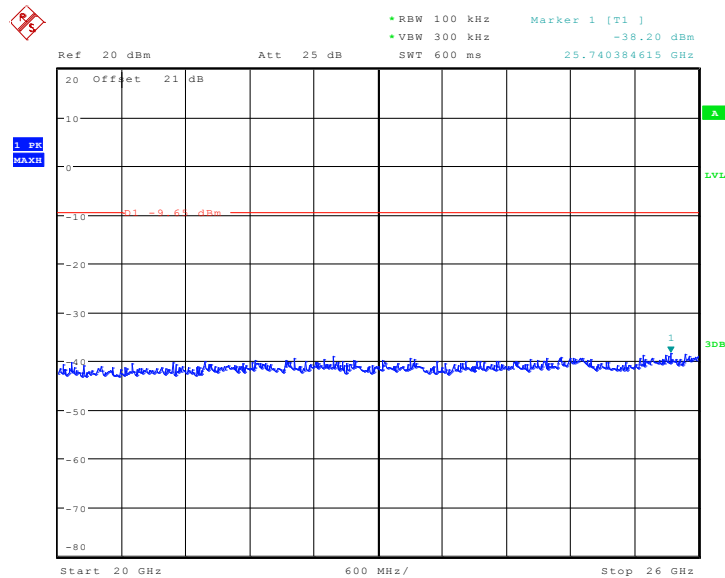
Date: 15..JUL.2013 09:58:10

**Fig.A.6.1.22 Conducted Spurious Emission (802.11b, Ch11, 10 GHz-15 GHz)**



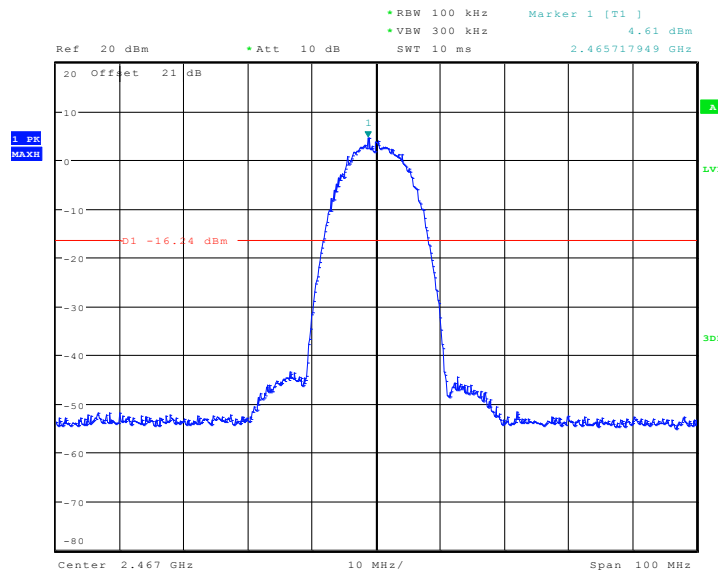
Date: 15..JUL.2013 09:58:23

**Fig.A.6.1.23 Conducted Spurious Emission (802.11b, Ch11, 15 GHz-20 GHz)**



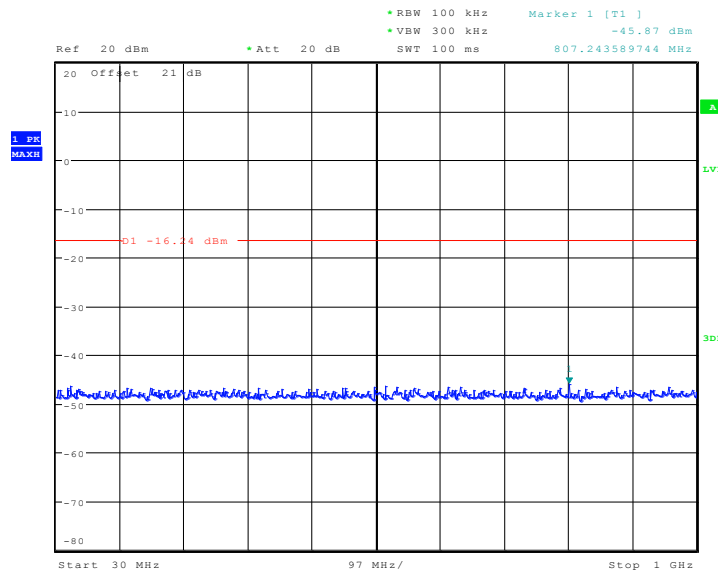
Date: 15..JUL.2013 09:58:50

**Fig.A.6.1.24 Conducted Spurious Emission (802.11b, Ch11, 20 GHz-26 GHz)**



Date: 25.DEC.2013 13:03:42

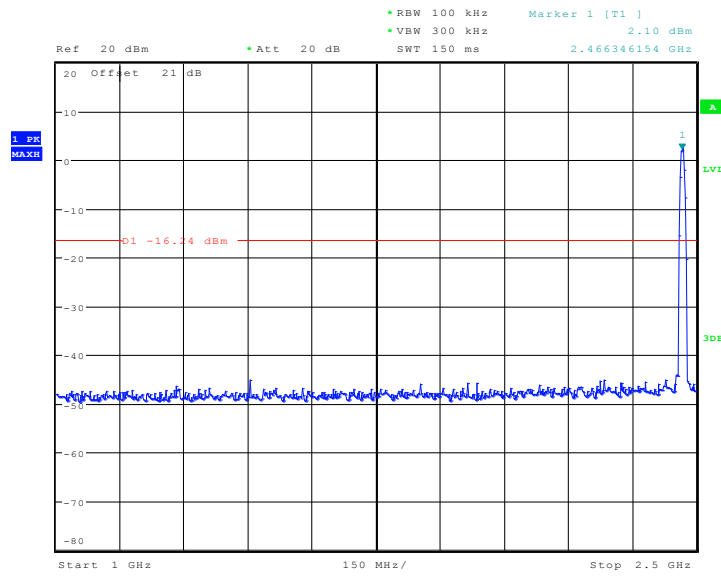
**Fig.A.6.1.25 Conducted Spurious Emission (802.11b, Ch12, Center Frequency)**



Date: 25.DEC.2013 13:04:15

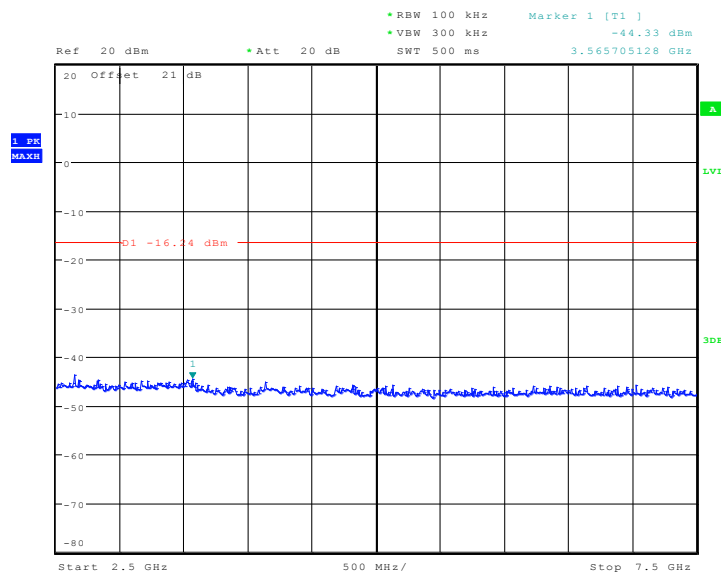
**Fig.A.6.1.26 Conducted Spurious Emission (802.11b, Ch12, 30 MHz-1 GHz)**





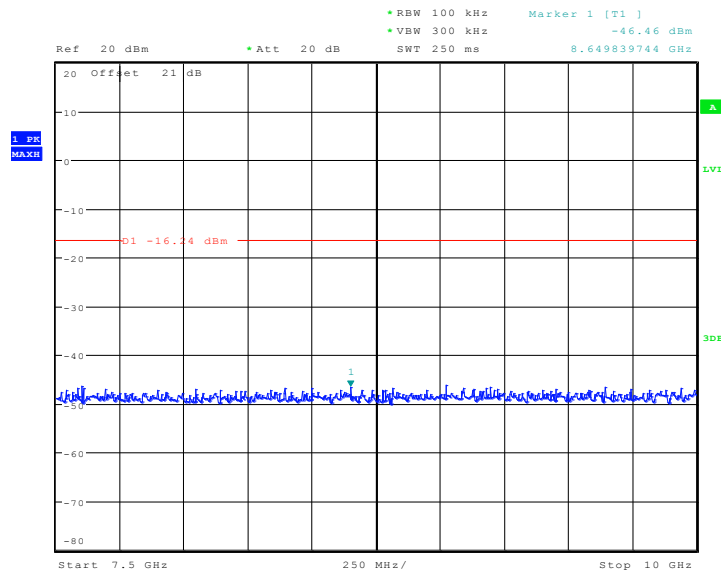
Date: 25.DEC.2013 13:04:35

**Fig.A.6.1.27 Conducted Spurious Emission (802.11b, Ch12, 1 GHz-2.5 GHz)**



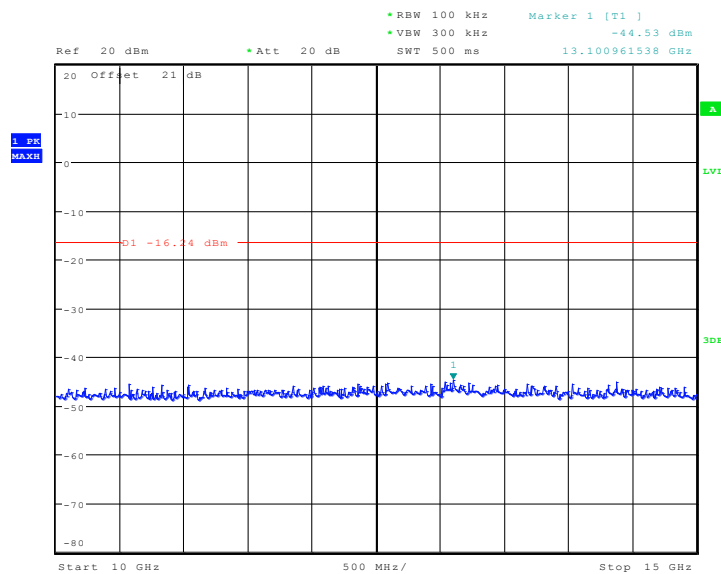
Date: 25.DEC.2013 13:06:15

**Fig.A.6.1.28 Conducted Spurious Emission (802.11b, Ch12, 2.5 GHz-7.5 GHz)**



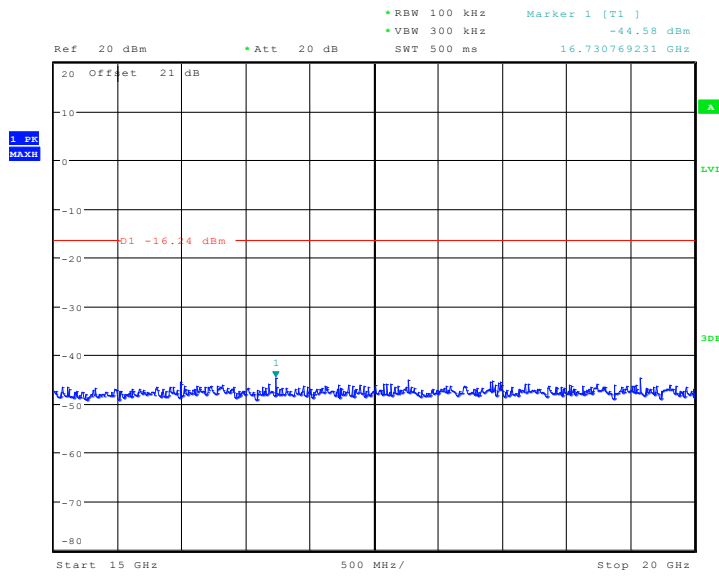
Date: 25.DEC.2013 13:06:29

**Fig.A.6.1.29 Conducted Spurious Emission (802.11b, Ch12, 7.5 GHz-10 GHz)**



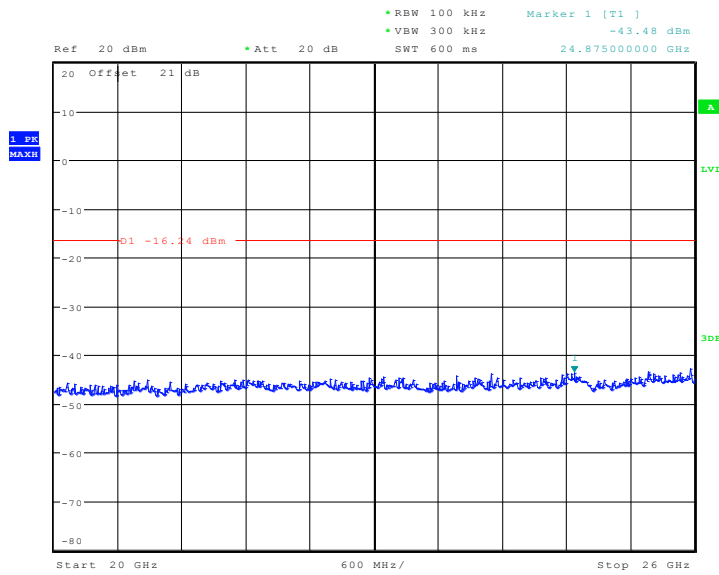
Date: 25.DEC.2013 13:06:54

**Fig.A.6.1.30 Conducted Spurious Emission (802.11b, Ch12, 10 GHz-15 GHz)**



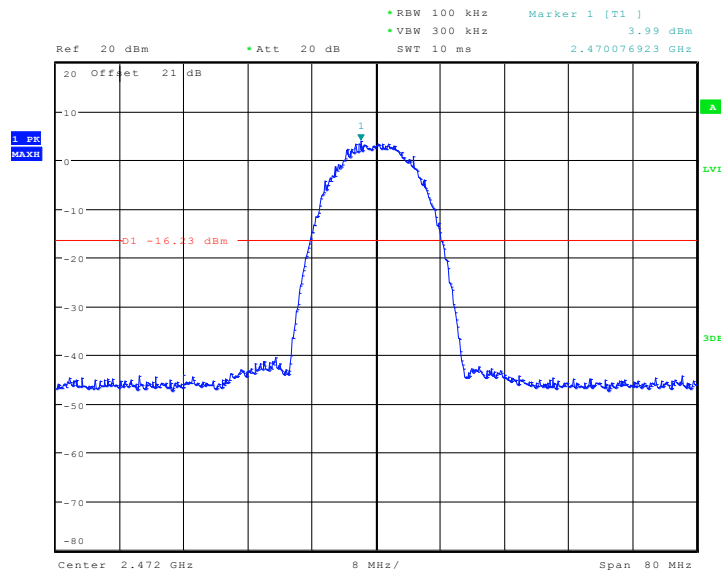
Date: 25.DEC.2013 13:07:12

**Fig.A.6.1.31 Conducted Spurious Emission (802.11b, Ch12, 15 GHz-20 GHz)**



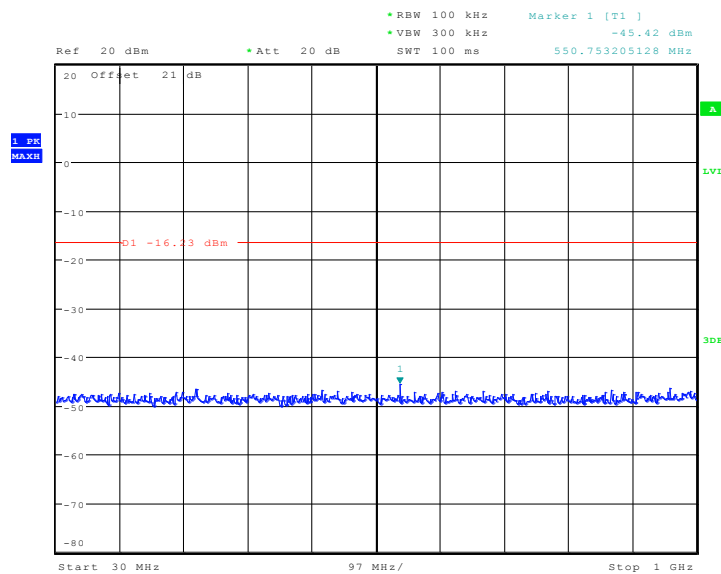
Date: 25.DEC.2013 13:07:31

**Fig.A.6.1.32 Conducted Spurious Emission (802.11b, Ch12, 20 GHz-26 GHz)**



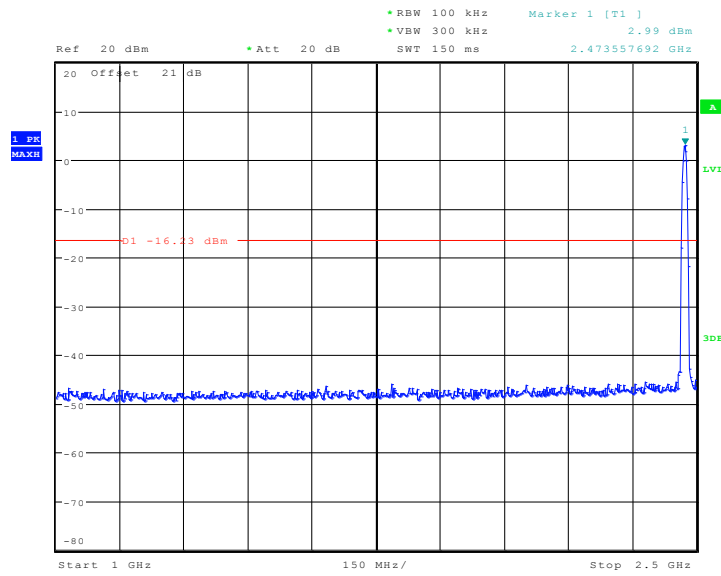
Date: 25.DEC.2013 13:08:49

**Fig.A.6.1.33 Conducted Spurious Emission (802.11b, Ch13, Center Frequency)**



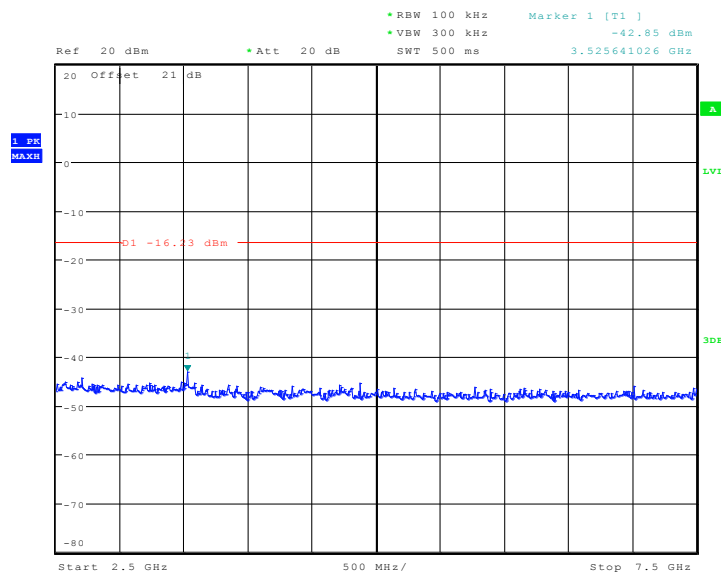
Date: 25.DEC.2013 13:09:00

**Fig.A.6.1.34 Conducted Spurious Emission (802.11b, Ch13, 30 MHz-1 GHz)**



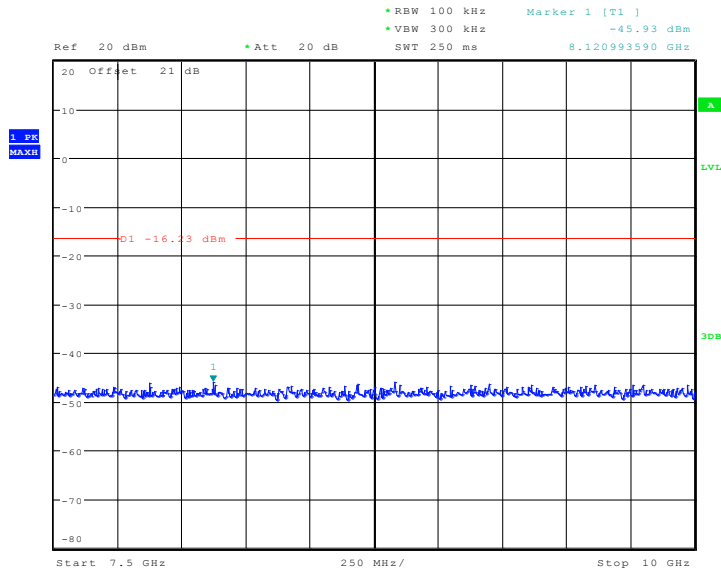
Date: 25.DEC.2013 13:09:15

**Fig.A.6.1.35 Conducted Spurious Emission (802.11b, Ch13, 1 GHz-2.5 GHz)**



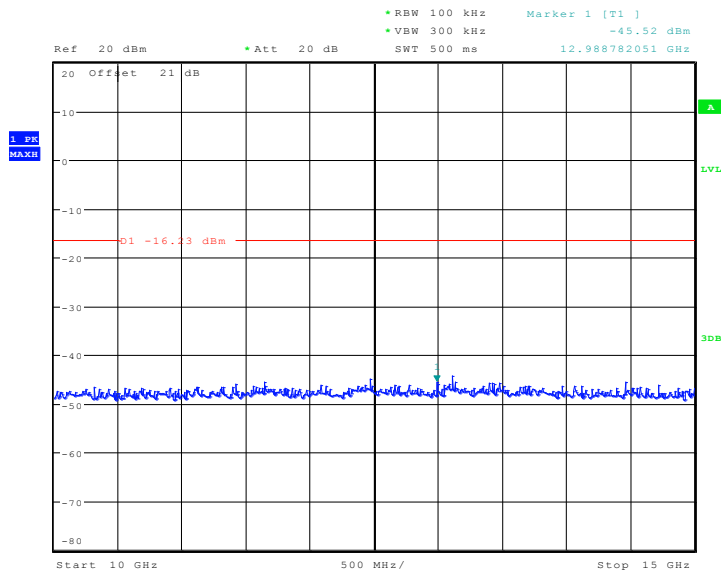
Date: 25.DEC.2013 13:09:52

**Fig.A.6.1.36 Conducted Spurious Emission (802.11b, Ch13, 2.5 GHz-7.5 GHz)**



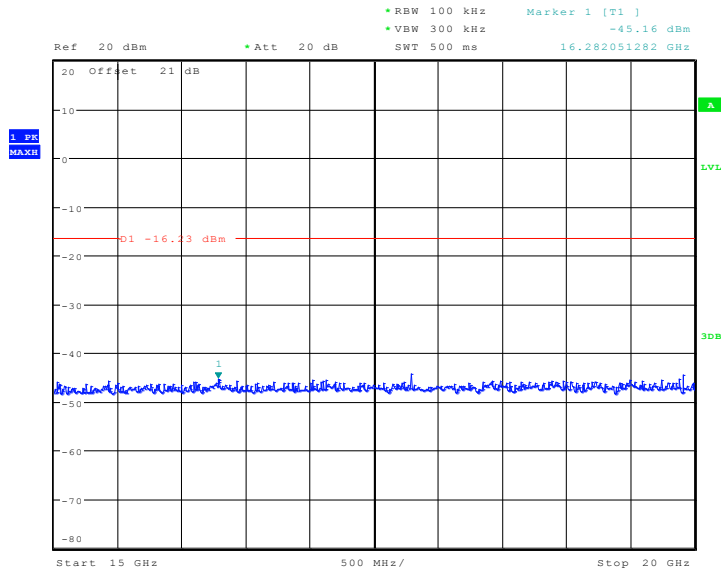
Date: 25.DEC.2013 13:10:19

**Fig.A.6.1.37 Conducted Spurious Emission (802.11b, Ch13, 7.5 GHz-10 GHz)**



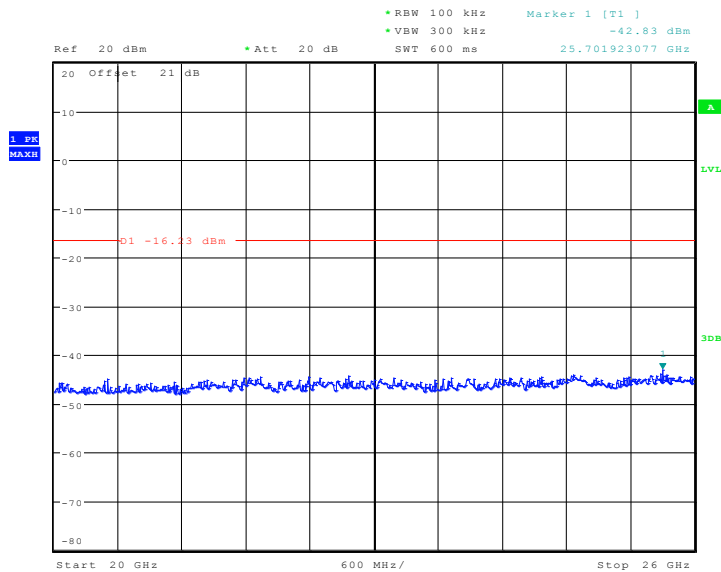
Date: 25.DEC.2013 13:10:35

**Fig.A.6.1.38 Conducted Spurious Emission (802.11b, Ch13, 10 GHz-15 GHz)**



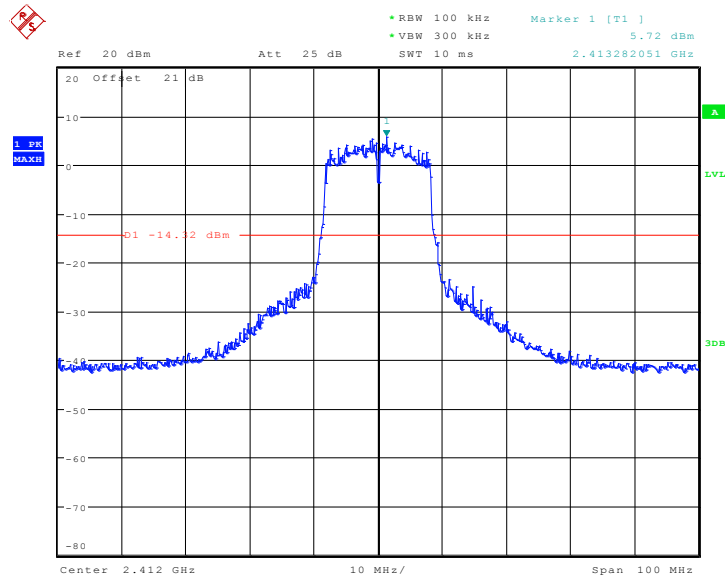
Date: 25.DEC.2013 13:10:58

**Fig.A.6.1.39 Conducted Spurious Emission (802.11b, Ch13, 15 GHz-20 GHz)**



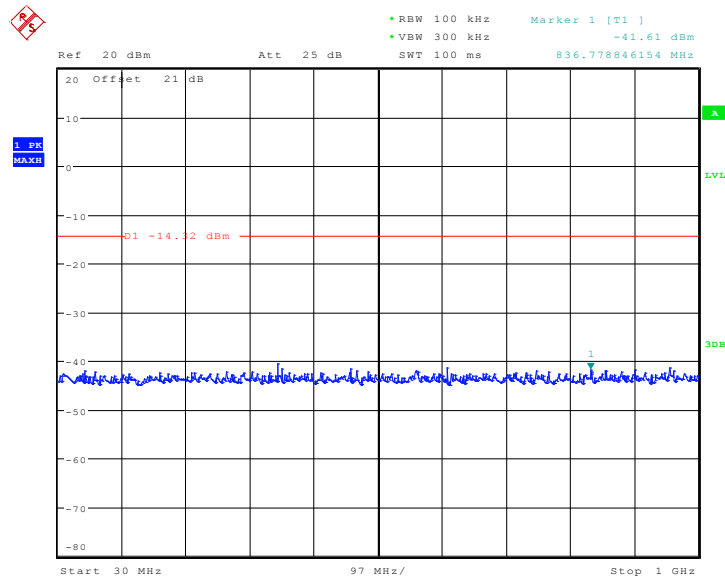
Date: 25.DEC.2013 13:11:43

**Fig.A.6.1.40 Conducted Spurious Emission (802.11b, Ch13, 20 GHz-26 GHz)**



Date: 15..JUL..2013 10:00:12

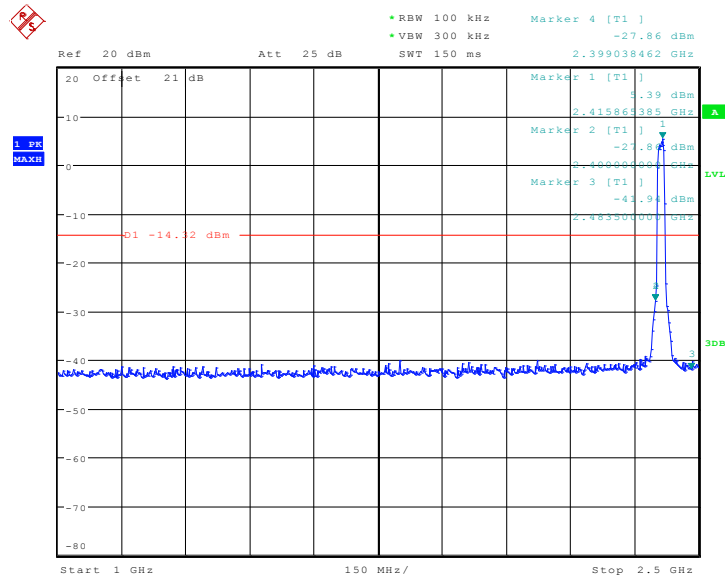
**Fig.A.6.1.41 Conducted Spurious Emission (802.11g, Ch1, Center Frequency)**



Date: 15..JUL..2013 10:00:40

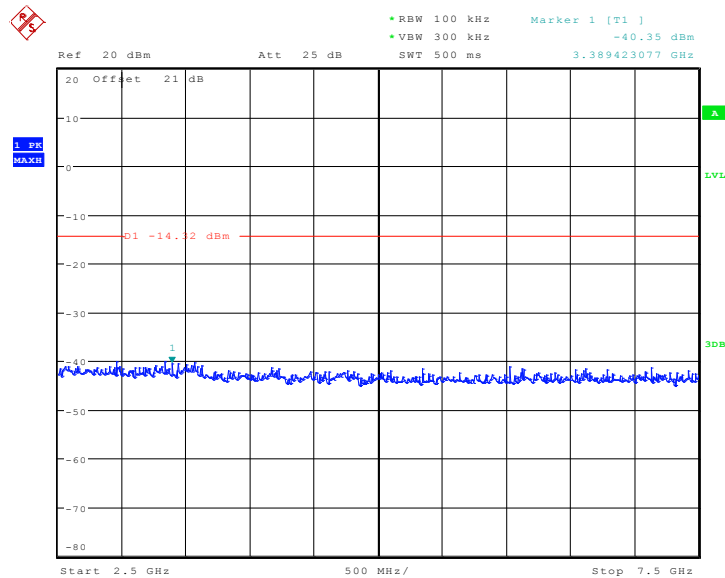
**Fig.A.6.1.42 Conducted Spurious Emission (802.11g, Ch1, 30 MHz-1 GHz)**





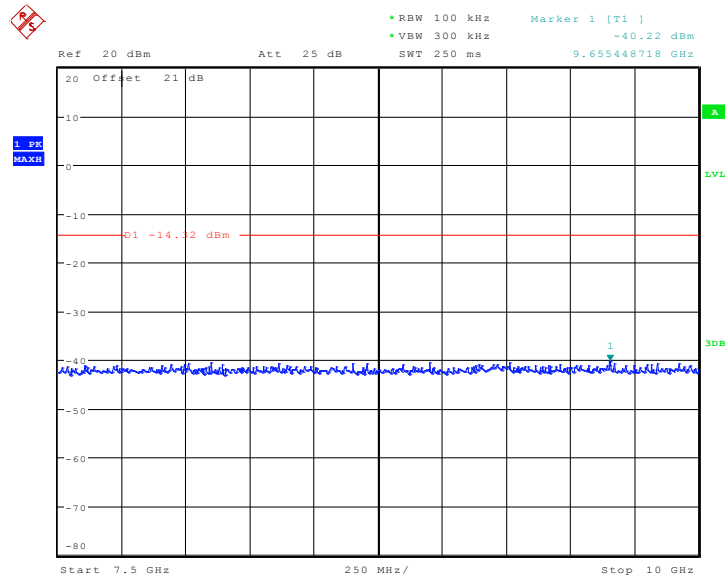
Date: 15..JUL.2013 10:01:23

**Fig.A.6.1.43 Conducted Spurious Emission (802.11g, Ch1, 1 GHz-2.5 GHz)**



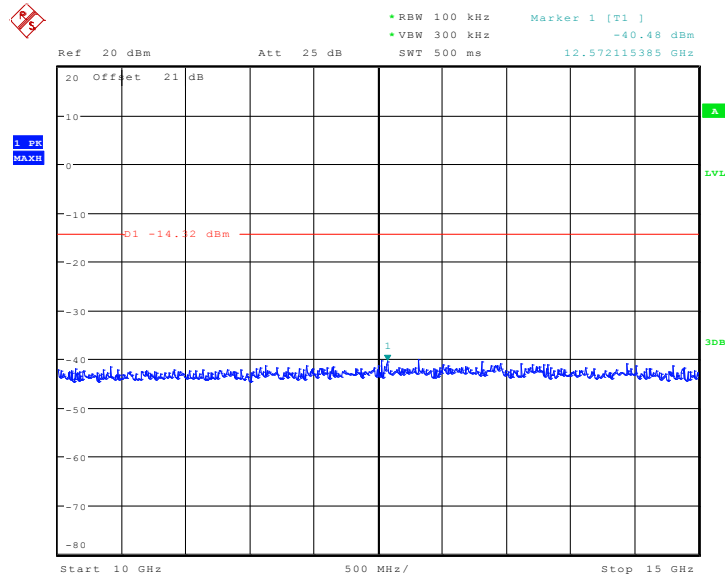
Date: 15..JUL.2013 10:01:50

**Fig.A.6.1.44 Conducted Spurious Emission (802.11g, Ch1, 2.5 GHz-7.5 GHz)**



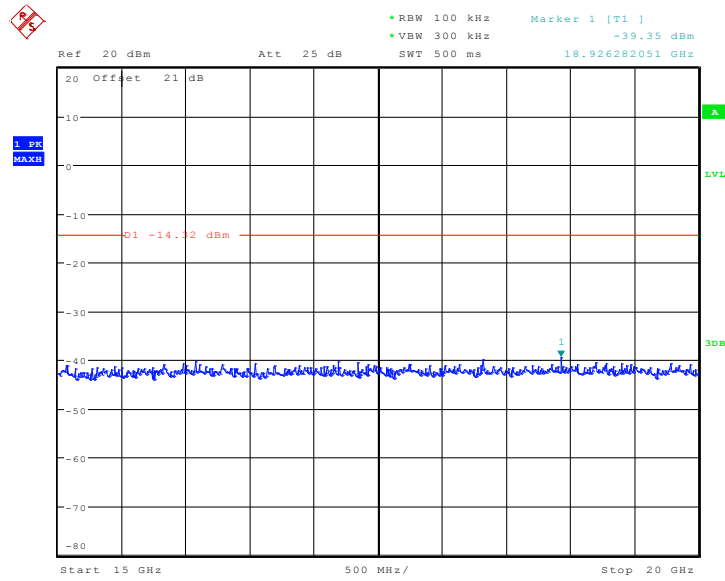
Date: 15..JUL.2013 10:06:10

**Fig.A.6.1.45 Conducted Spurious Emission (802.11g, Ch1, 7.5 GHz-10 GHz)**



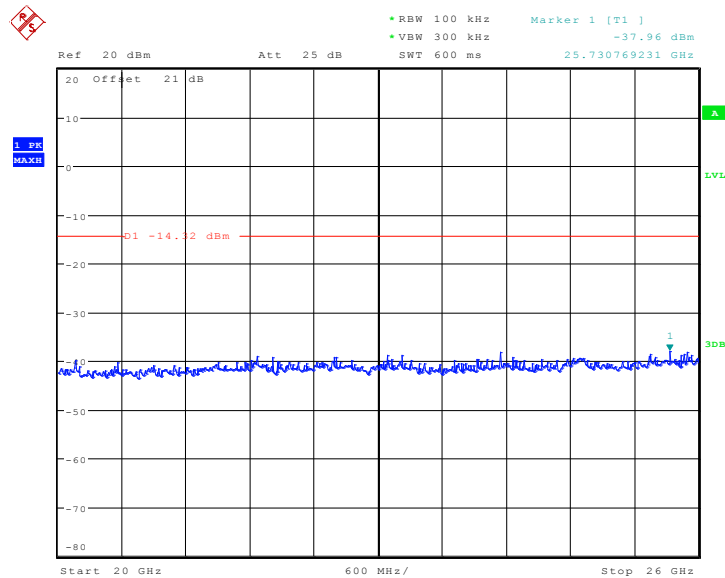
Date: 15..JUL.2013 10:06:28

**Fig.A.6.1.46 Conducted Spurious Emission (802.11g, Ch1, 10 GHz-15 GHz)**



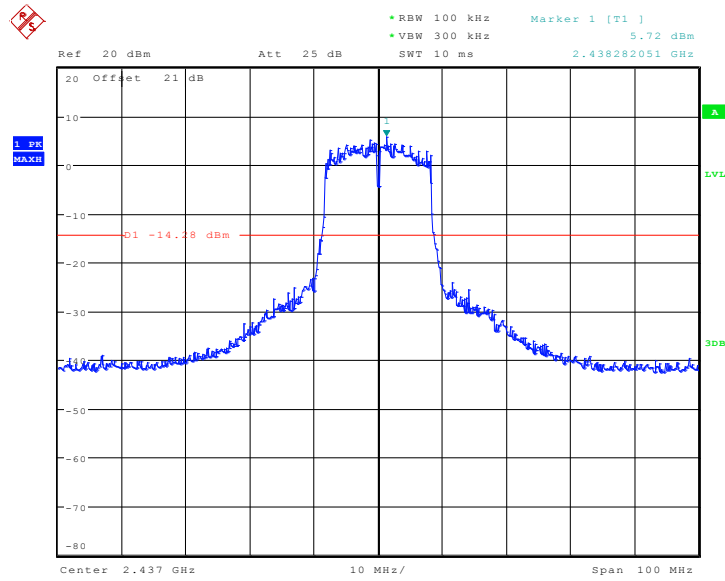
Date: 15..JUL.2013 10:06:49

**Fig.A.6.1.47 Conducted Spurious Emission (802.11g, Ch1, 15 GHz-20 GHz)**



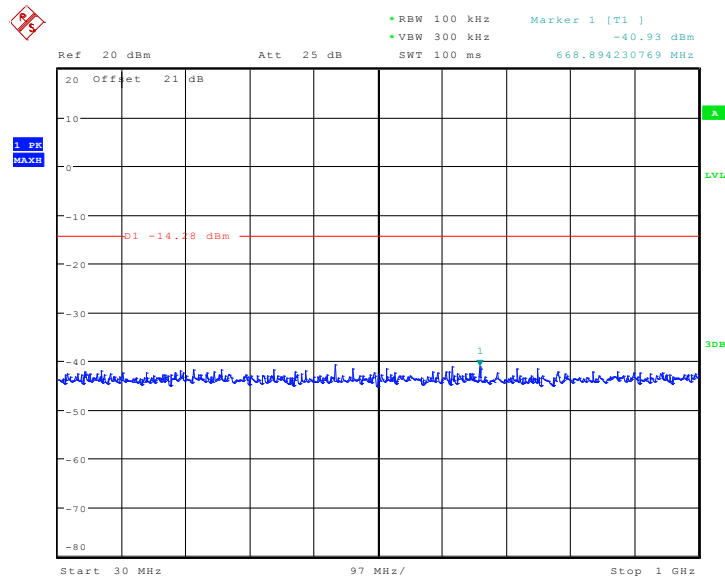
Date: 15..JUL.2013 10:07:11

**Fig.A.6.1.48 Conducted Spurious Emission (802.11g, Ch1, 20 GHz-26 GHz)**



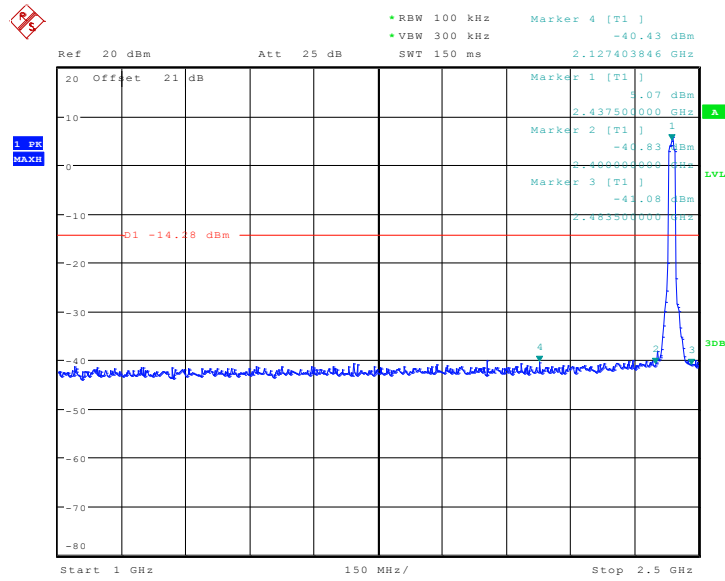
Date: 15..JUL.2013 10:08:13

**Fig.A.6.1.49 Conducted Spurious Emission (802.11g, Ch6, Center Frequency)**



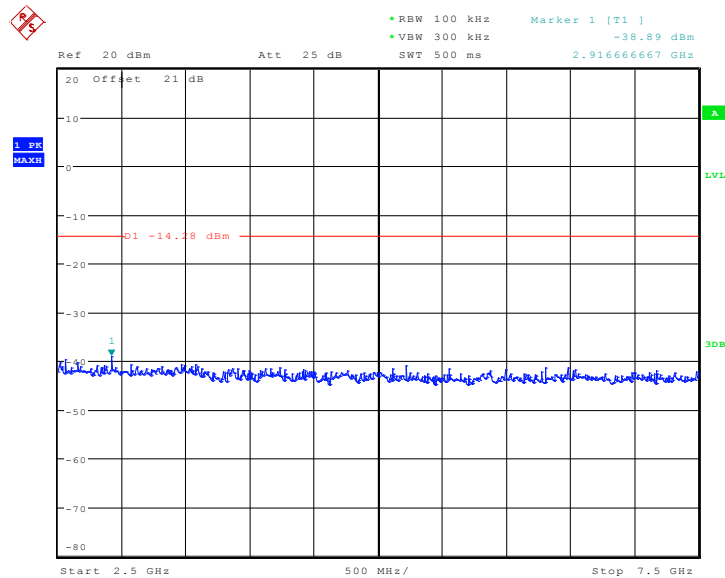
Date: 15..JUL.2013 10:08:28

**Fig.A.6.1.50 Conducted Spurious Emission (802.11g, Ch6, 30 MHz-1 GHz)**



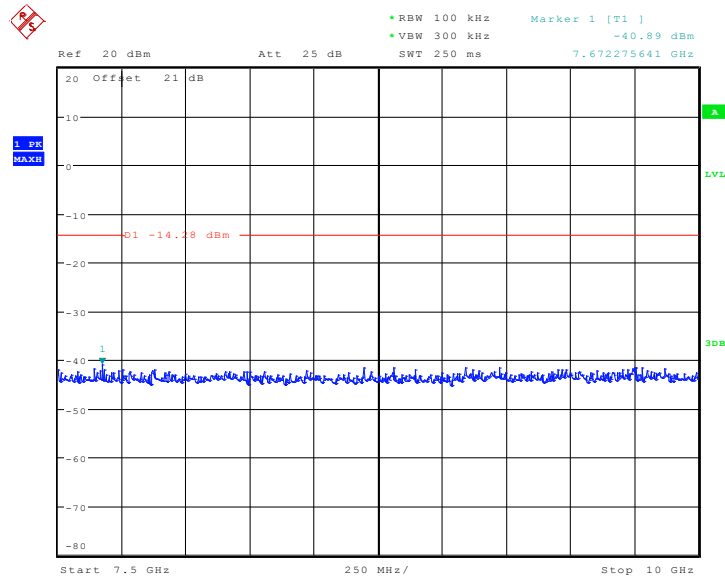
Date: 15..JUL.2013 10:09:26

**Fig.A.6.1.51 Conducted Spurious Emission (802.11g, Ch6, 1 GHz-2.5 GHz)**



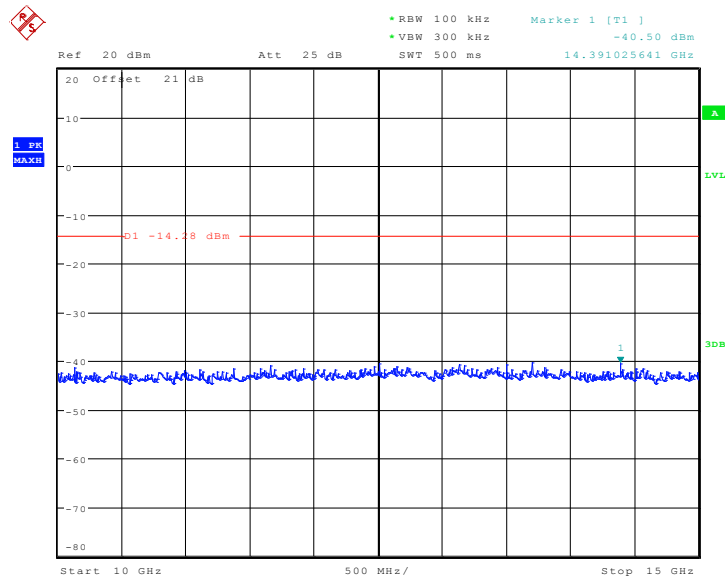
Date: 15..JUL.2013 10:09:58

**Fig.A.6.1.52 Conducted Spurious Emission (802.11g, Ch6, 2.5 GHz-7.5 GHz)**



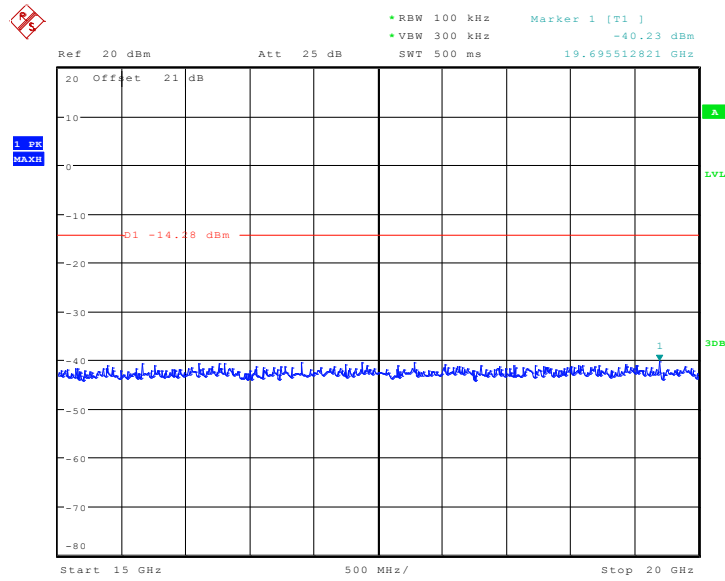
Date: 15..JUL.2013 10:10:19

**Fig.A.6.1.53 Conducted Spurious Emission (802.11g, Ch6, 7.5 GHz-10 GHz)**



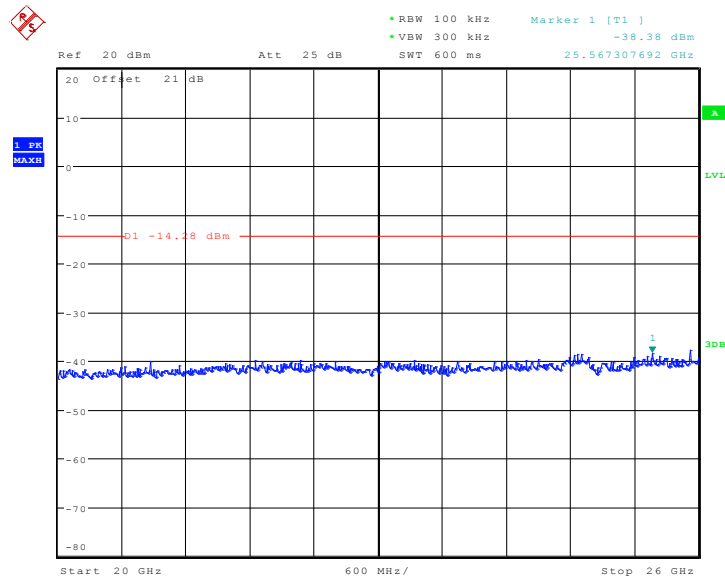
Date: 15..JUL.2013 10:10:36

**Fig.A.6.1.54 Conducted Spurious Emission (802.11g, Ch6, 10 GHz-15 GHz)**



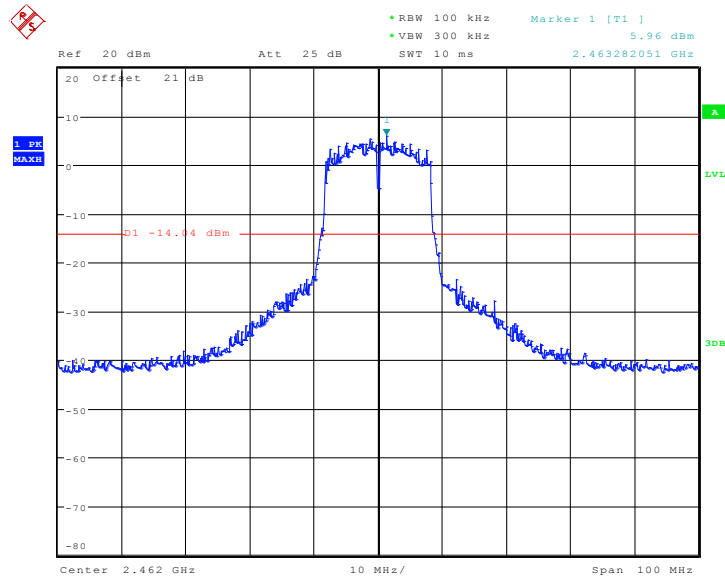
Date: 15..JUL.2013 10:10:52

**Fig.A.6.1.55 Conducted Spurious Emission (802.11g, Ch6, 15 GHz-20 GHz)**



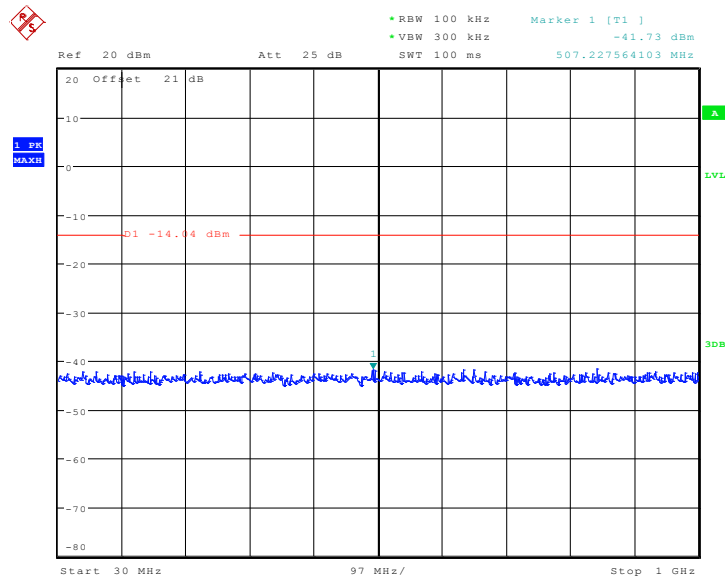
Date: 15..JUL.2013 10:11:12

**Fig.A.6.1.56 Conducted Spurious Emission (802.11g, Ch6, 20 GHz-26 GHz)**



Date: 15..JUL..2013 10:12:19

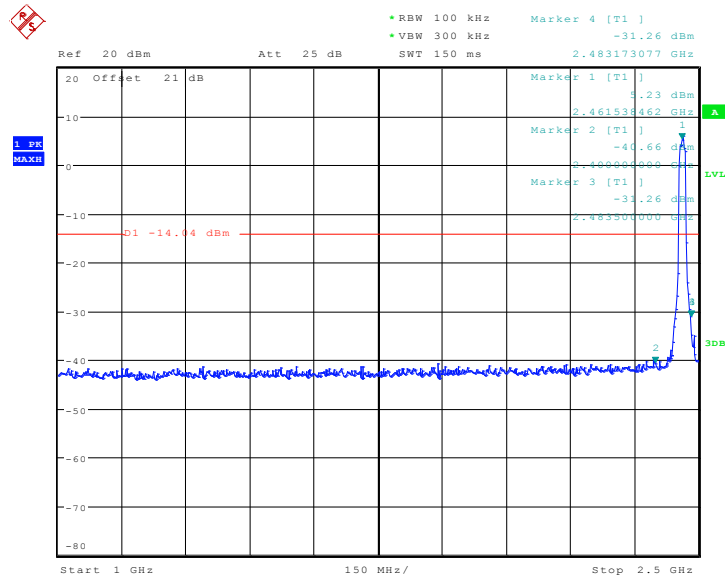
**Fig.A.6.1.57 Conducted Spurious Emission (802.11g, Ch11, Center Frequency)**



Date: 15..JUL..2013 10:12:34

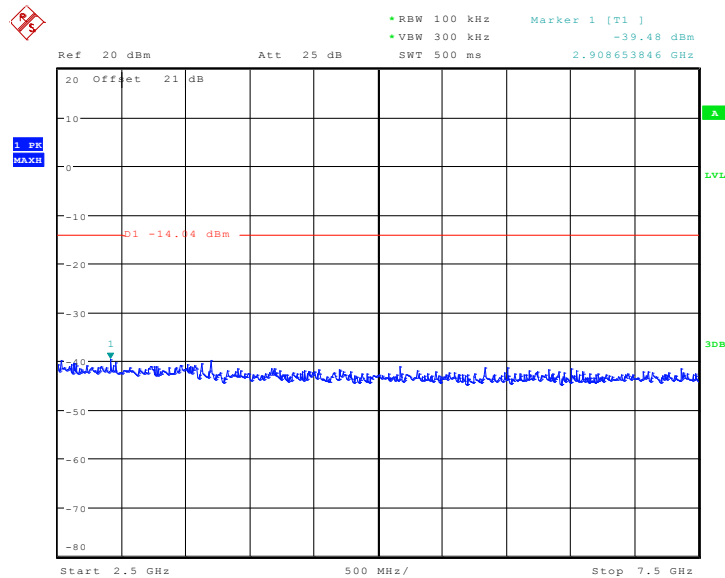
**Fig.A.6.1.58 Conducted Spurious Emission (802.11g, Ch11, 30 MHz-1 GHz)**





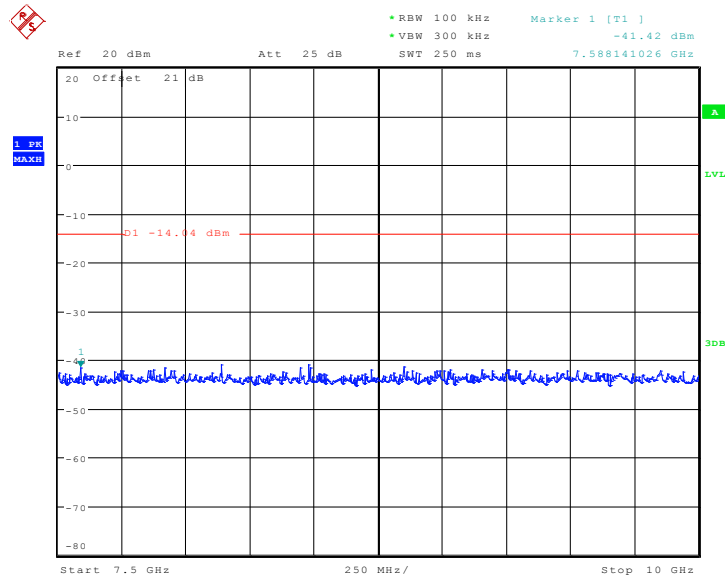
Date: 15..JUL.2013 10:13:11

**Fig.A.6.1.59 Conducted Spurious Emission (802.11g, Ch11, 1 GHz-2.5 GHz)**



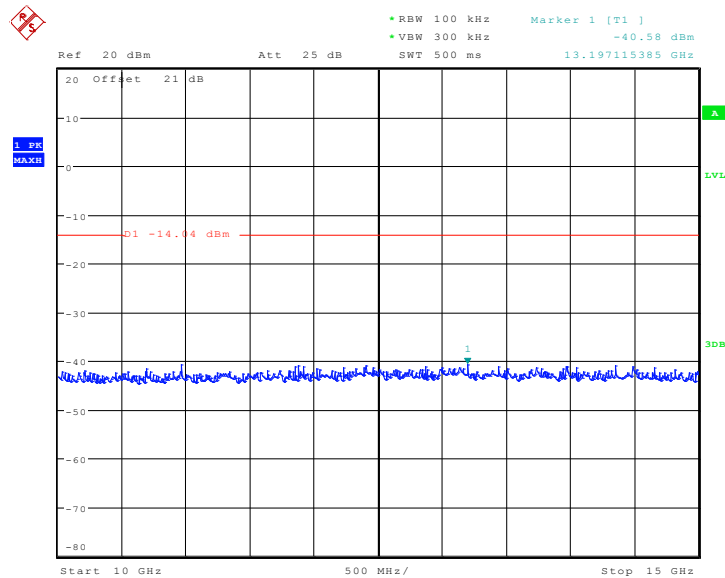
Date: 15..JUL.2013 10:13:32

**Fig.A.6.1.60 Conducted Spurious Emission (802.11g, Ch11, 2.5 GHz-7.5 GHz)**



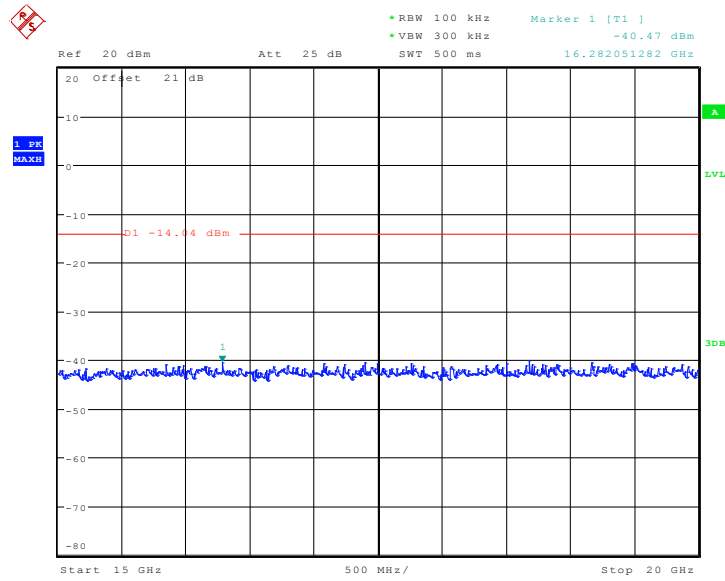
Date: 15..JUL.2013 10:13:52

**Fig.A.6.1.61 Conducted Spurious Emission (802.11g, Ch11, 7.5 GHz-10 GHz)**



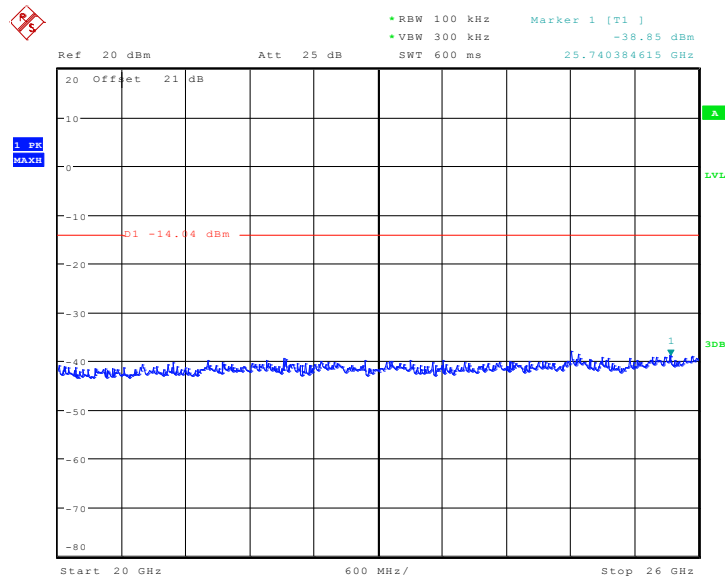
Date: 15..JUL.2013 10:14:08

**Fig.A.6.1.62 Conducted Spurious Emission (802.11g, Ch11, 10 GHz-15 GHz)**



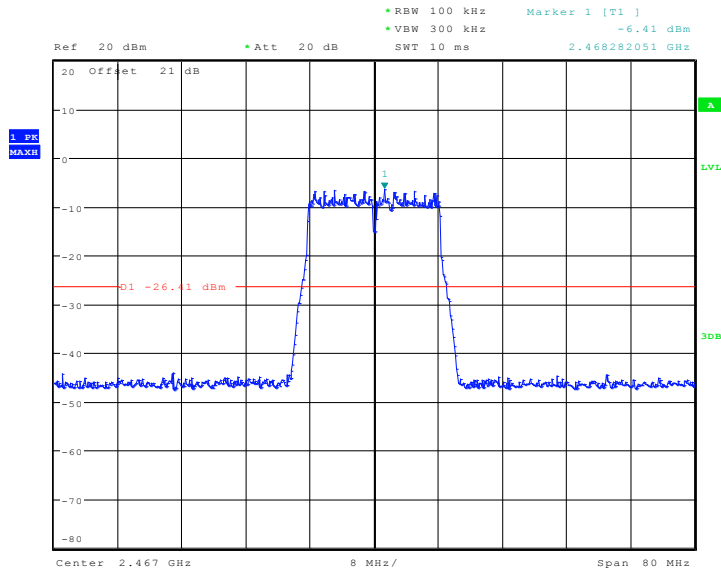
Date: 15..JUL..2013 10:14:36

**Fig.A.6.1.63 Conducted Spurious Emission (802.11g, Ch11, 15 GHz-20 GHz)**



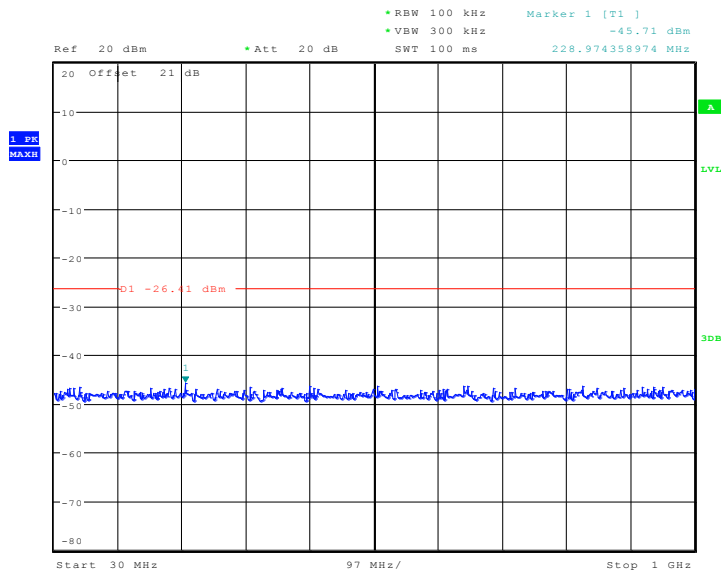
Date: 15..JUL..2013 10:14:54

**Fig.A.6.1.64 Conducted Spurious Emission (802.11g, Ch11, 20 GHz-26 GHz)**



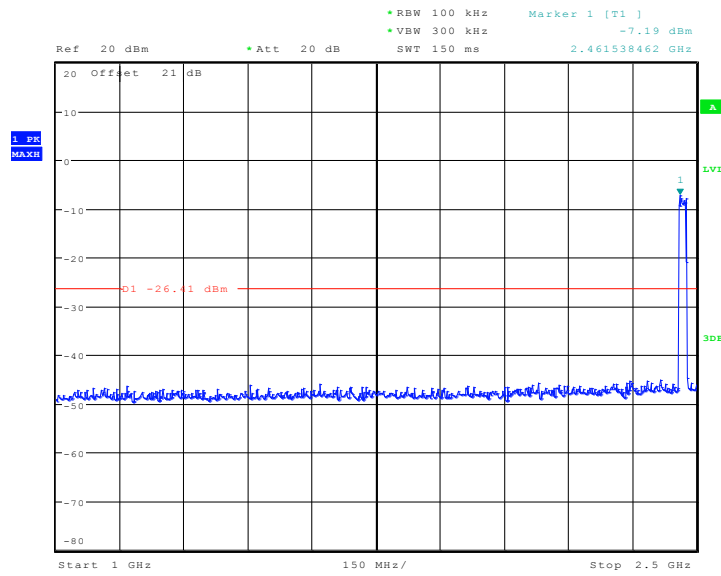
Date: 25.DEC.2013 13:18:55

**Fig.A.6.1.65 Conducted Spurious Emission (802.11g, Ch12, Center Frequency)**



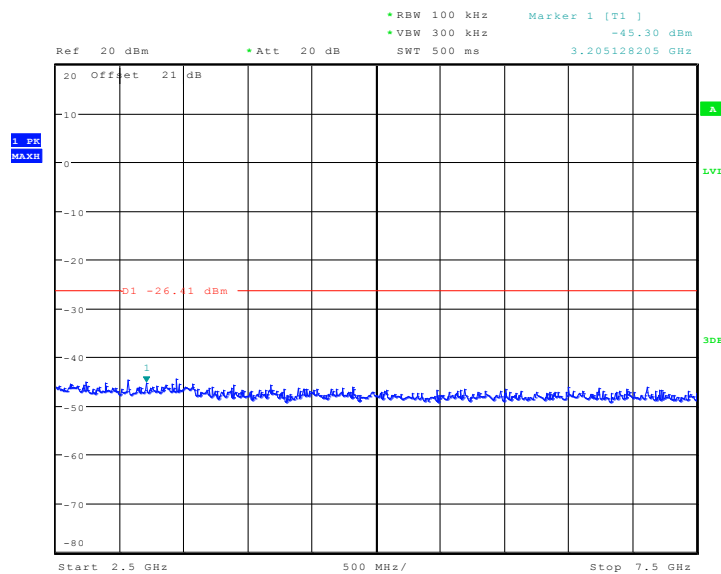
Date: 25.DEC.2013 13:19:22

**Fig.A.6.1.66 Conducted Spurious Emission (802.11g, Ch12, 30 MHz-1 GHz)**



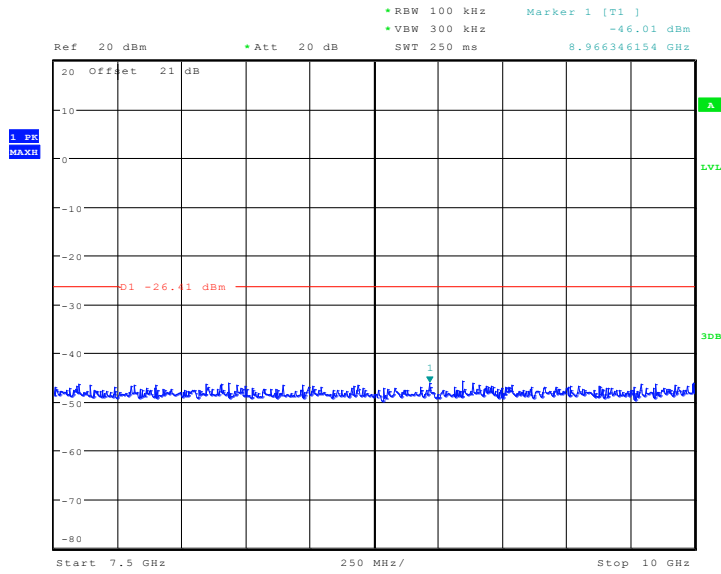
Date: 25.DEC.2013 13:19:37

**Fig.A.6.1.67 Conducted Spurious Emission (802.11g, Ch12, 1 GHz-2.5 GHz)**



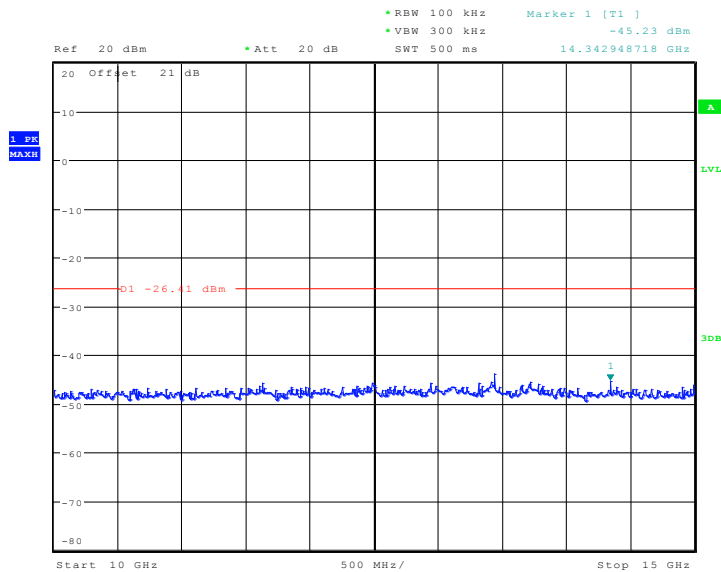
Date: 25.DEC.2013 13:20:02

**Fig.A.6.1.68 Conducted Spurious Emission (802.11g, Ch12, 2.5 GHz-7.5 GHz)**



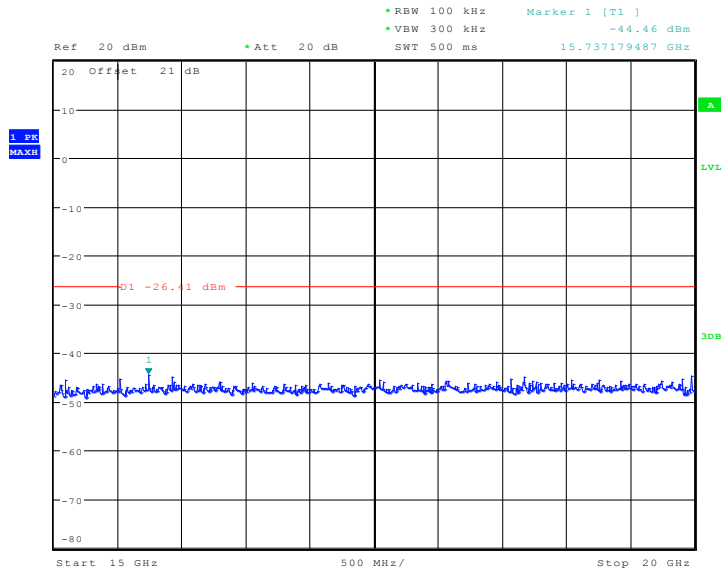
Date: 25.DEC.2013 13:20:33

**Fig.A.6.1.69 Conducted Spurious Emission (802.11g, Ch12, 7.5 GHz-10 GHz)**



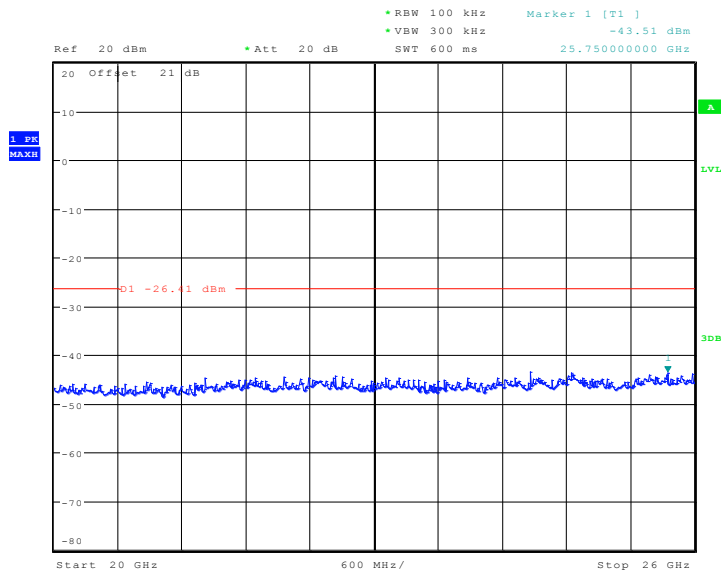
Date: 25.DEC.2013 13:20:48

**Fig.A.6.1.70 Conducted Spurious Emission (802.11g, Ch12, 10 GHz-15 GHz)**



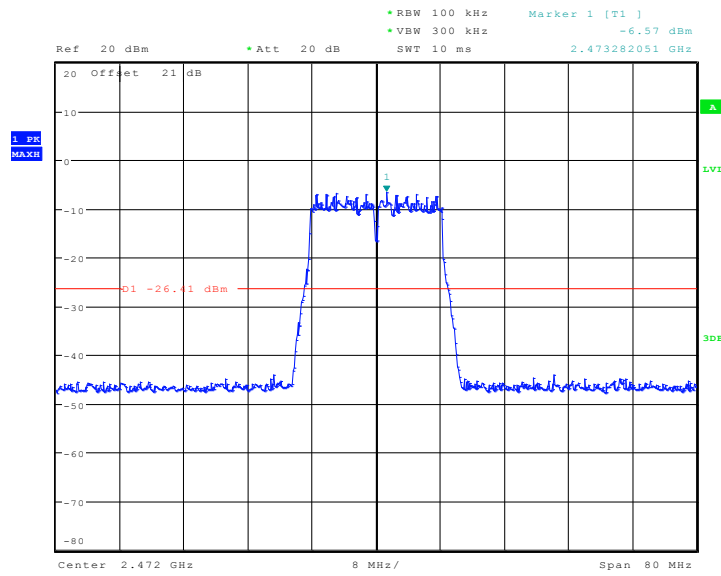
Date: 25.DEC.2013 13:21:04

**Fig.A.6.1.71 Conducted Spurious Emission (802.11g, Ch12, 15 GHz-20 GHz)**



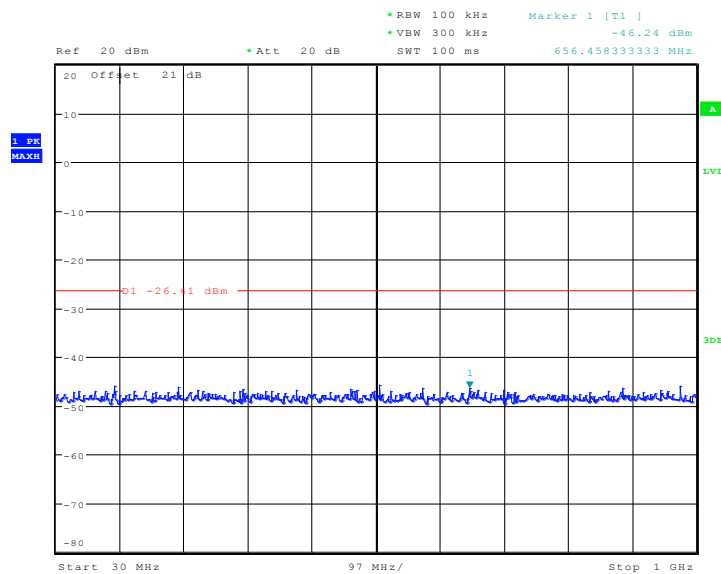
Date: 25.DEC.2013 13:21:19

**Fig.A.6.1.72 Conducted Spurious Emission (802.11g, Ch12, 20 GHz-26 GHz)**



Date: 25.DEC.2013 13:22:05

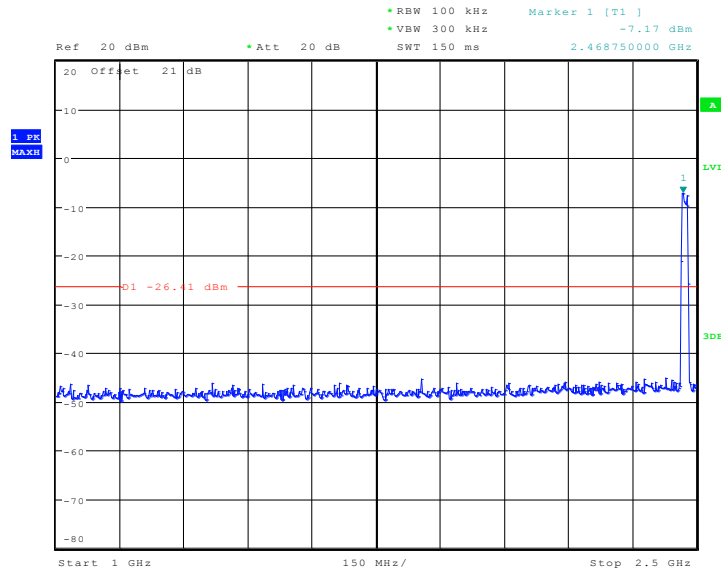
**Fig.A.6.1.73 Conducted Spurious Emission (802.11g, Ch13, Center Frequency)**



Date: 25.DEC.2013 13:22:23

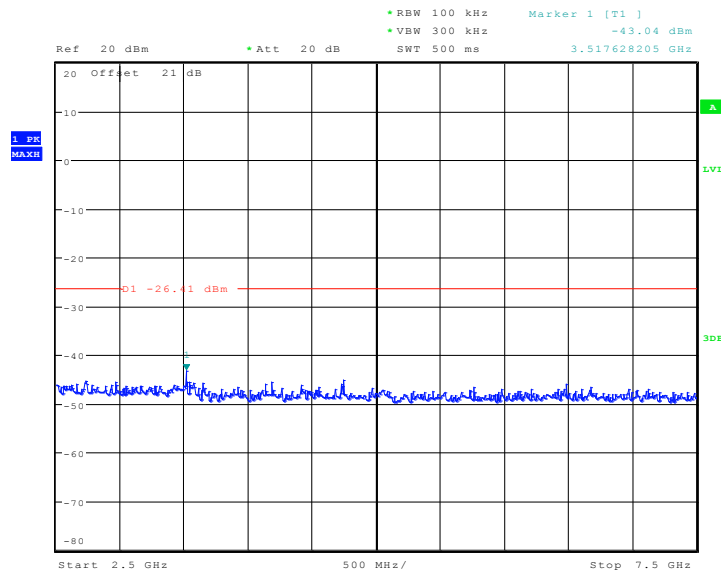
**Fig.A.6.1.74 Conducted Spurious Emission (802.11g, Ch13, 30 MHz-1 GHz)**





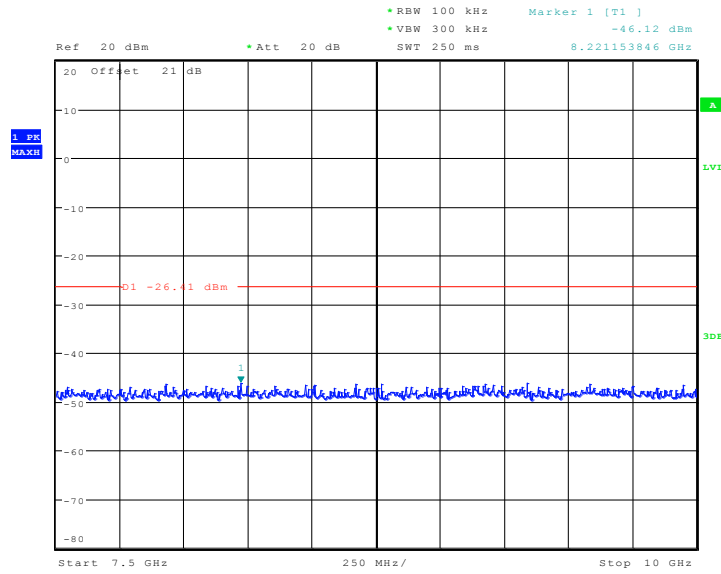
Date: 25.DEC.2013 13:22:36

**Fig.A.6.1.75 Conducted Spurious Emission (802.11g, Ch13, 1 GHz-2.5 GHz)**



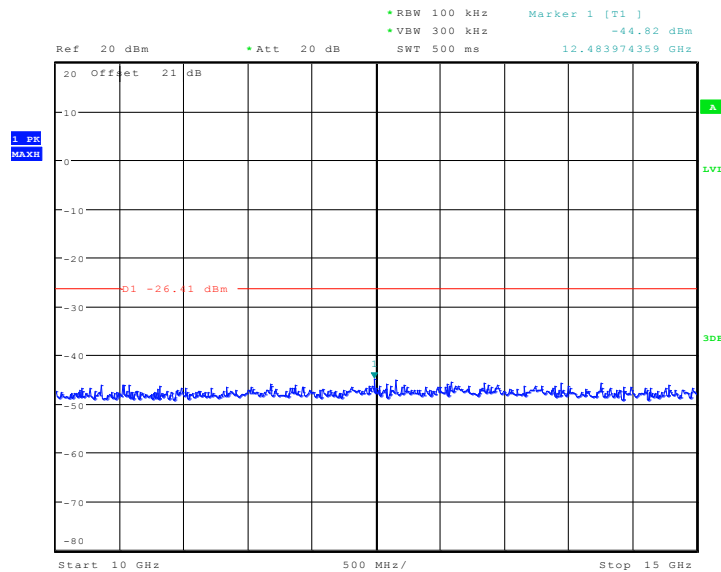
Date: 25.DEC.2013 13:22:49

**Fig.A.6.1.76 Conducted Spurious Emission (802.11g, Ch13, 2.5 GHz-7.5 GHz)**



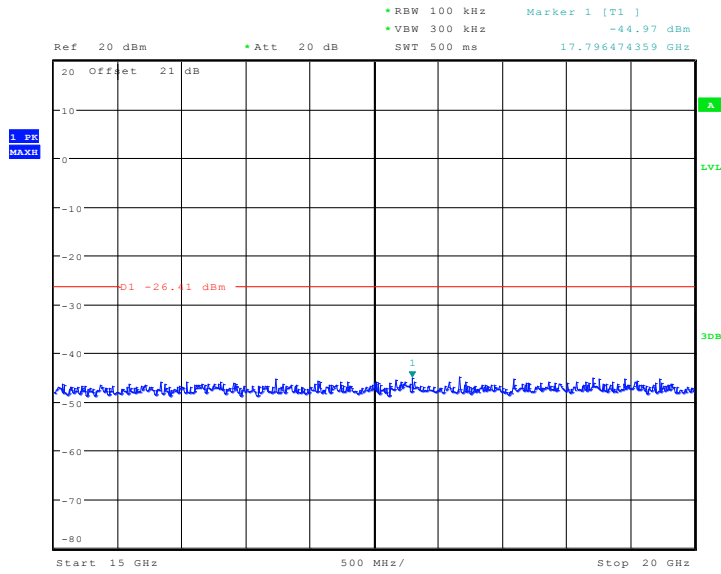
Date: 25.DEC.2013 13:23:07

**Fig.A.6.1.77 Conducted Spurious Emission (802.11g, Ch13, 7.5 GHz-10 GHz)**



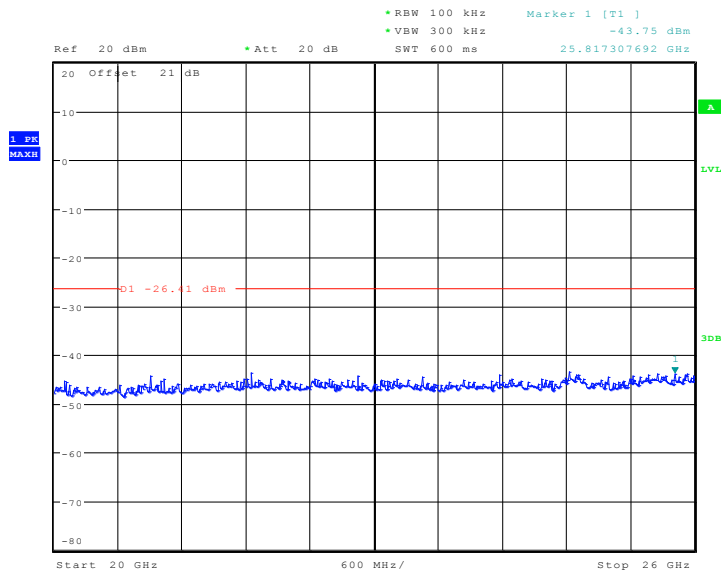
Date: 25.DEC.2013 13:23:23

**Fig.A.6.1.78 Conducted Spurious Emission (802.11g, Ch13, 10 GHz-15 GHz)**



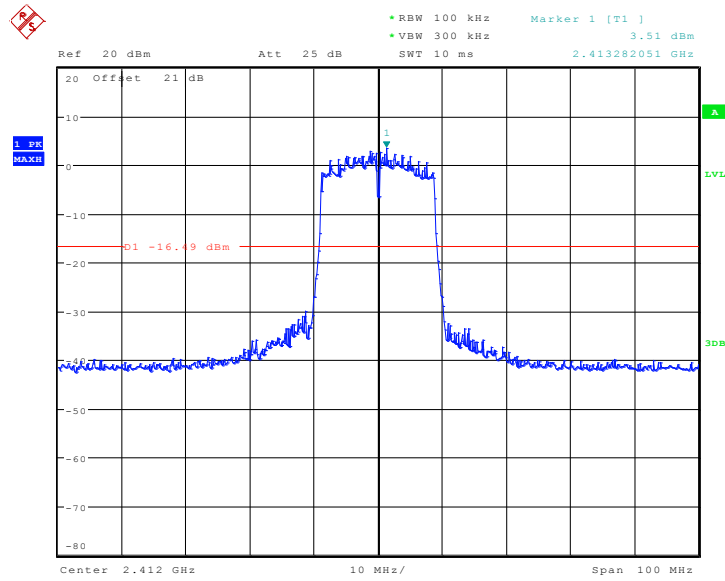
Date: 25.DEC.2013 13:23:39

**Fig.A.6.1.79 Conducted Spurious Emission (802.11g, Ch13, 15 GHz-20 GHz)**



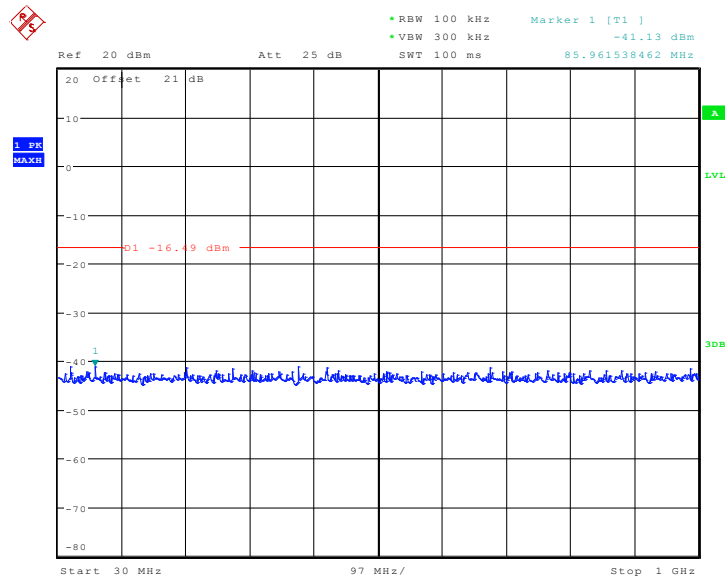
Date: 25.DEC.2013 13:23:53

**Fig.A.6.1.80 Conducted Spurious Emission (802.11g, Ch13, 20 GHz-26 GHz)**



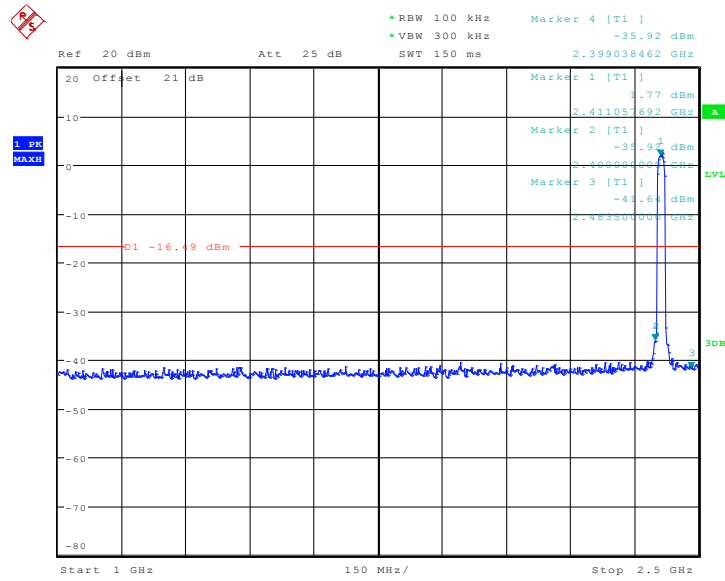
Date: 15..JUL..2013 10:16:52

**Fig.A.6.1.81 Conducted Spurious Emission (802.11n-HT20, Ch1, Center Frequency)**



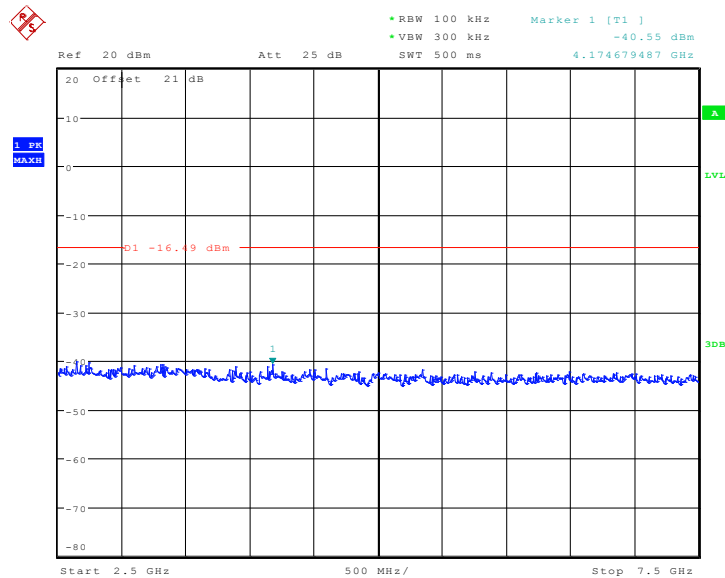
Date: 15..JUL..2013 10:17:19

**Fig.A.6.1.82 Conducted Spurious Emission (802.11n-HT20, Ch1, 30 MHz-1 GHz)**



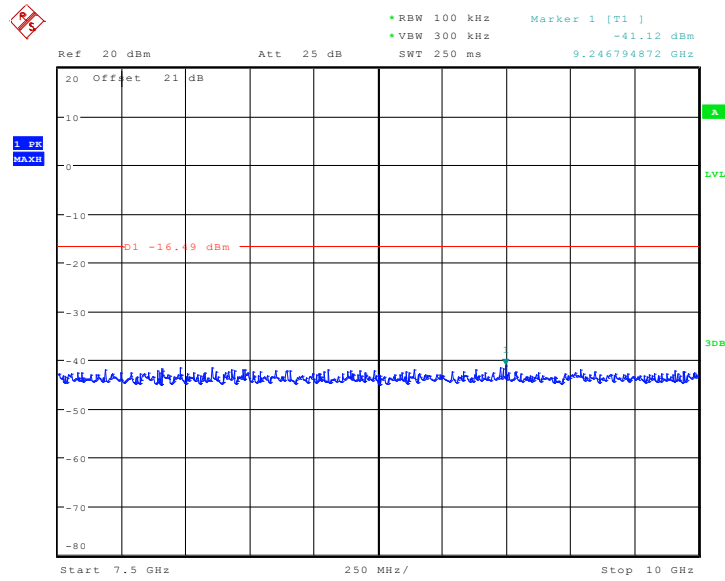
Date: 15..JUL..2013 10:17:54

**Fig.A.6.1.83 Conducted Spurious Emission (802.11n-HT20, Ch1, 1 GHz-2.5 GHz)**



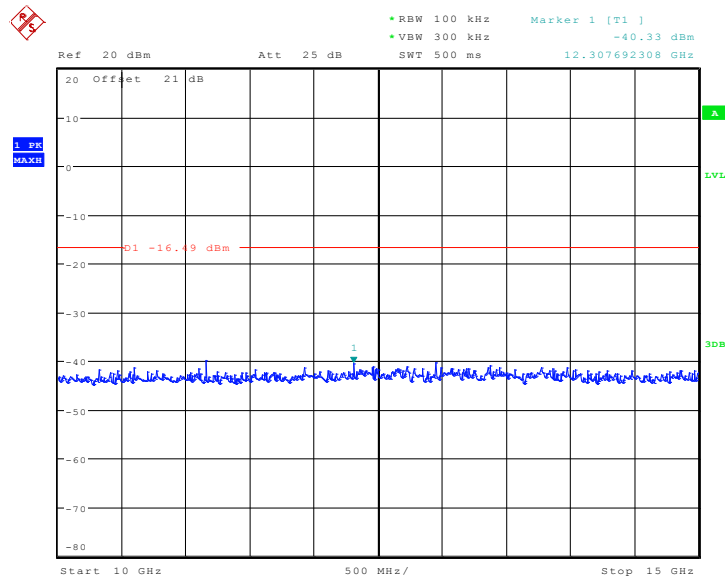
Date: 15..JUL.2013 10:18:20

**Fig.A.6.1.84 Conducted Spurious Emission (802.11n-HT20, Ch1, 2.5 GHz-7.5 GHz)**



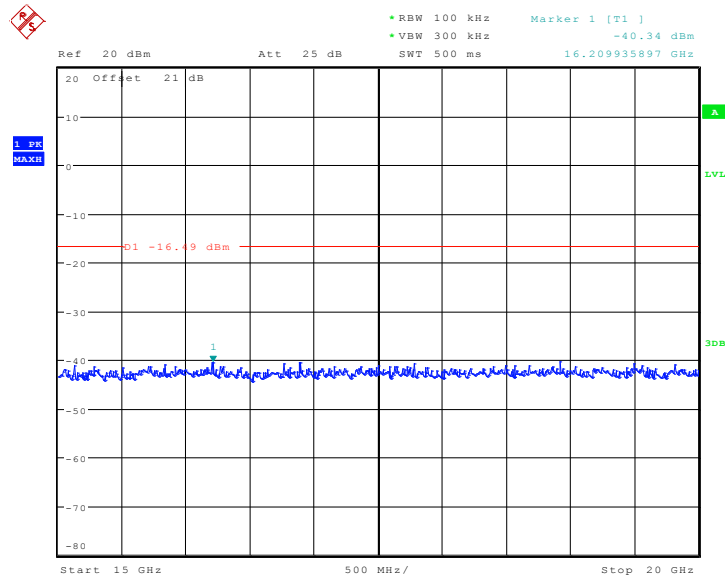
Date: 15..JUL..2013 10:18:47

**Fig.A.6.1.85 Conducted Spurious Emission (802.11n-HT20, Ch1, 7.5 GHz-10 GHz)**



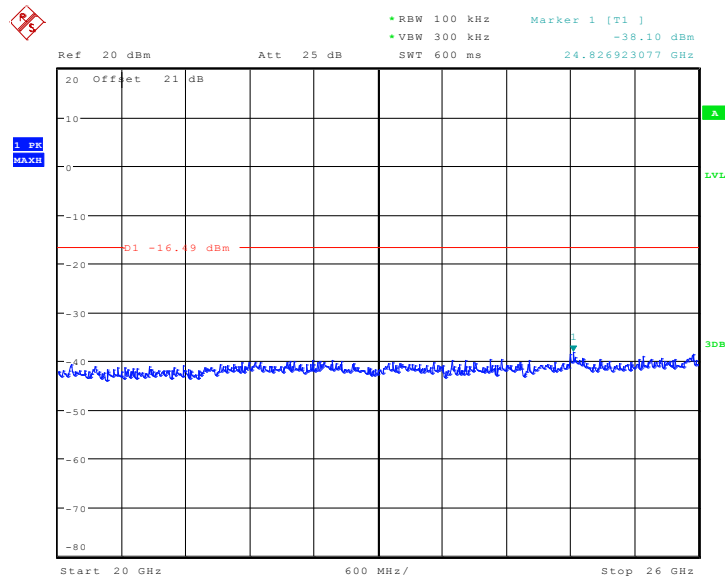
Date: 15..JUL..2013 10:18:56

**Fig.A.6.1.86 Conducted Spurious Emission (802.11n-HT20, Ch1, 10 GHz-15 GHz)**



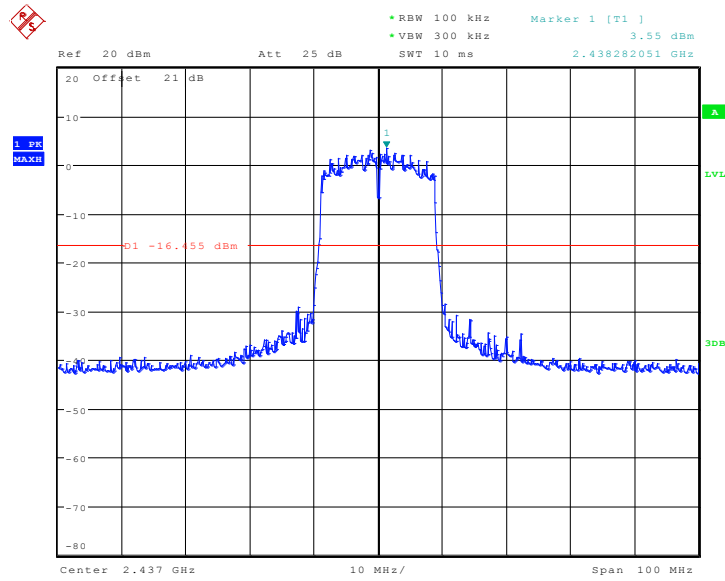
Date: 15..JUL..2013 10:19:13

**Fig.A.6.1.87 Conducted Spurious Emission (802.11n-HT20, Ch1, 15 GHz-20 GHz)**



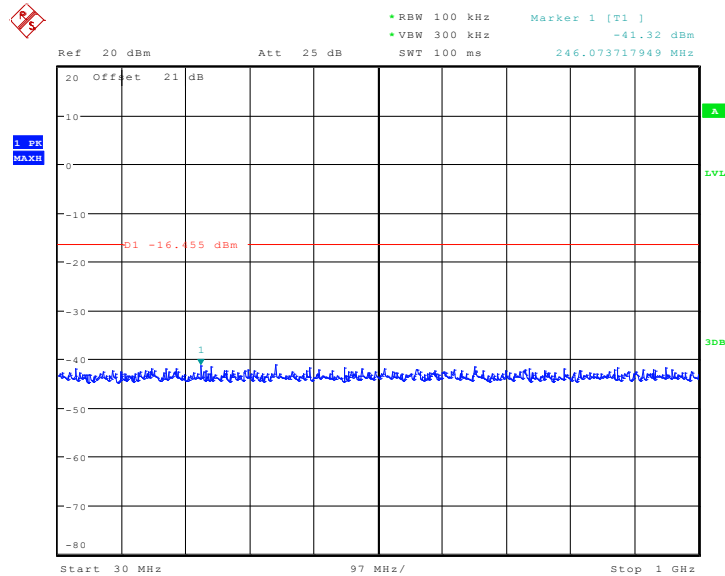
Date: 15..JUL..2013 10:19:28

**Fig.A.6.1.88 Conducted Spurious Emission (802.11n-HT20, Ch1, 20 GHz-26 GHz)**



Date: 15..JUL..2013 10:21:19

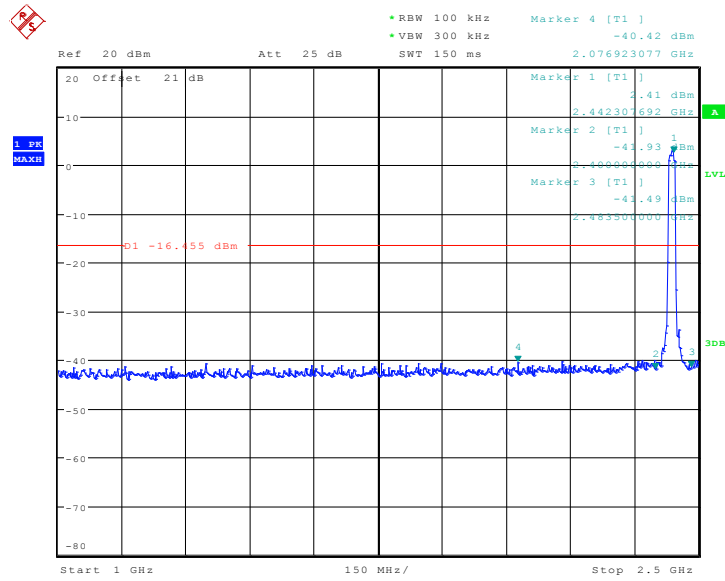
**Fig.A.6.1.89 Conducted Spurious Emission (802.11n-HT20, Ch6, Center Frequency)**



Date: 15..JUL..2013 10:21:34

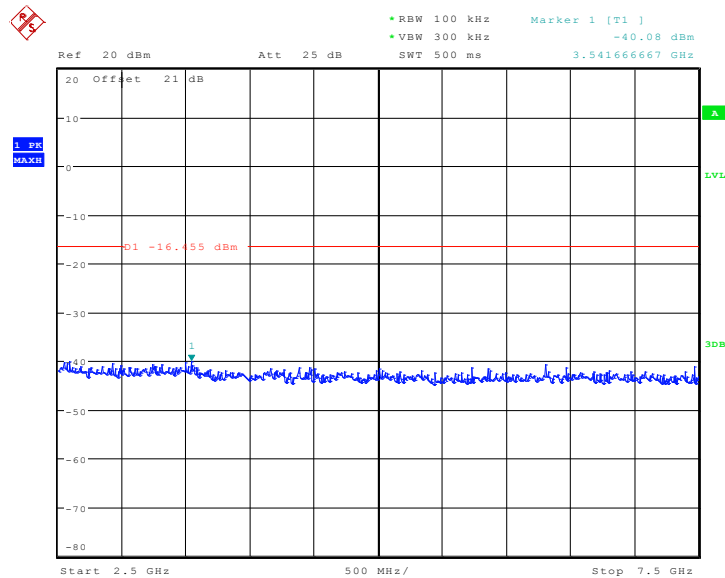
**Fig.A.6.1.90 Conducted Spurious Emission (802.11n-HT20, Ch6, 30 MHz-1 GHz)**





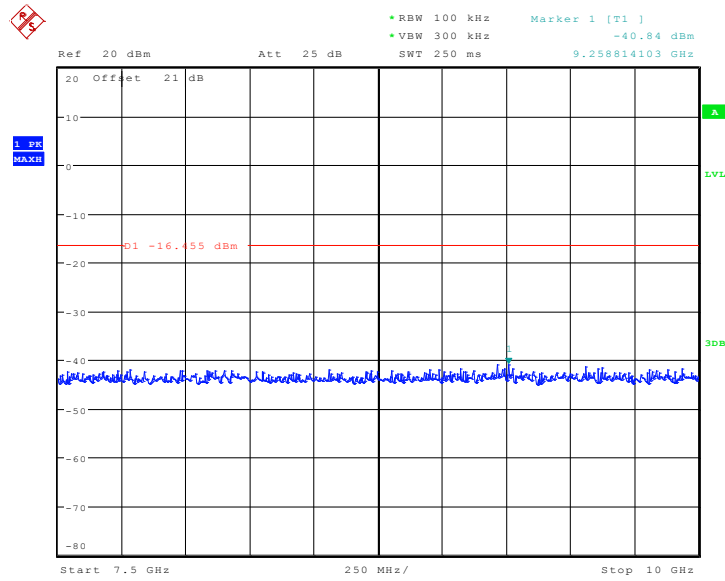
Date: 15..JUL..2013 10:22:26

**Fig.A.6.1.91 Conducted Spurious Emission (802.11n-HT20, Ch6, 1 GHz-2.5 GHz)**



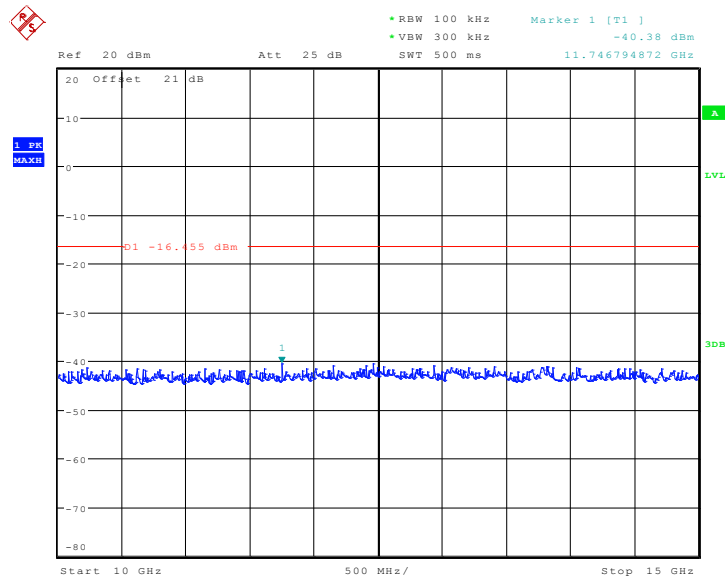
Date: 15..JUL..2013 10:22:47

**Fig.A.6.1.92 Conducted Spurious Emission (802.11n-HT20, Ch6, 2.5 GHz-7.5 GHz)**



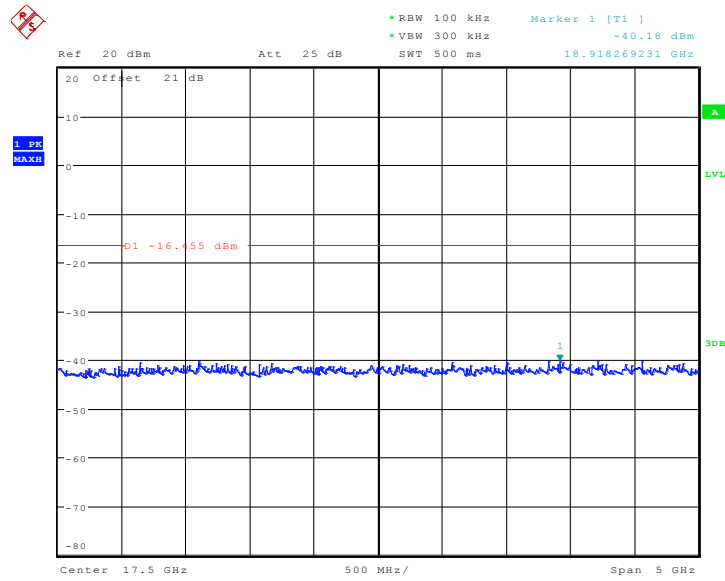
Date: 15..JUL.2013 10:23:06

**Fig.A.6.1.93 Conducted Spurious Emission (802.11n-HT20, Ch6, 7.5 GHz-10 GHz)**



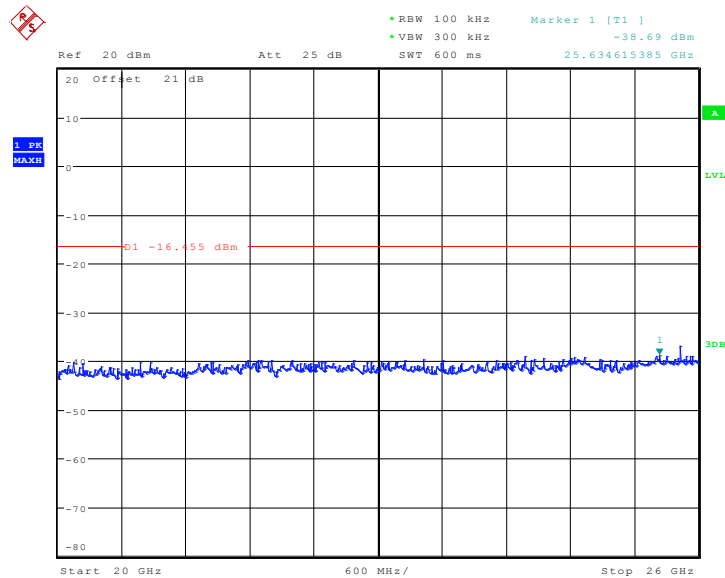
Date: 15..JUL.2013 10:23:27

**Fig.A.6.1.94 Conducted Spurious Emission (802.11n-HT20, Ch6, 10 GHz-15 GHz)**



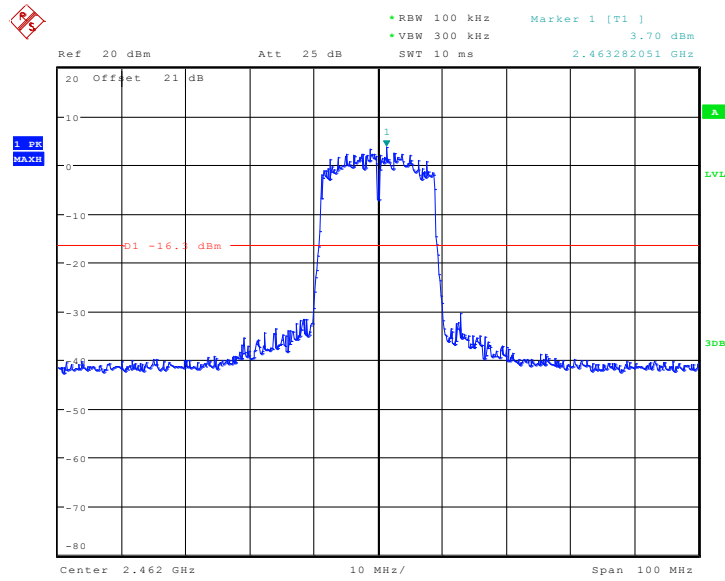
Date: 15..JUL..2013 10:23:56

**Fig.A.6.1.95 Conducted Spurious Emission (802.11n-HT20, Ch6, 15 GHz-20 GHz)**



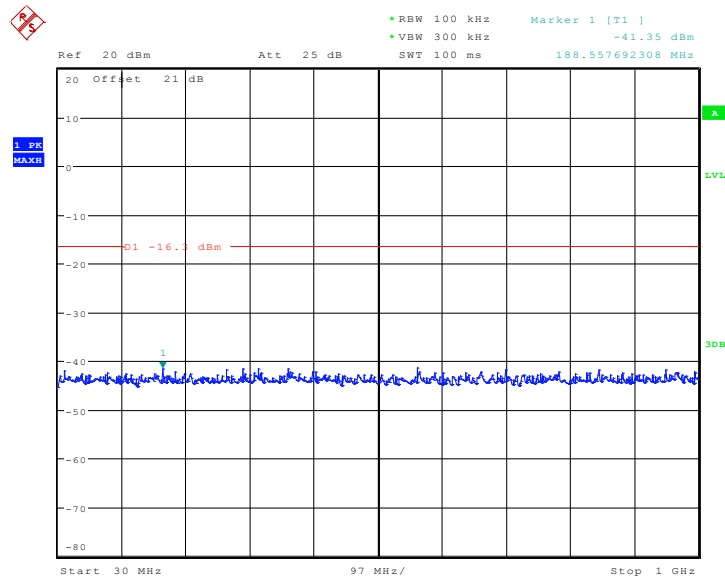
Date: 15..JUL.2013 10:24:15

**Fig.A.6.1.96 Conducted Spurious Emission (802.11n-HT20, Ch6, 20 GHz-26 GHz)**



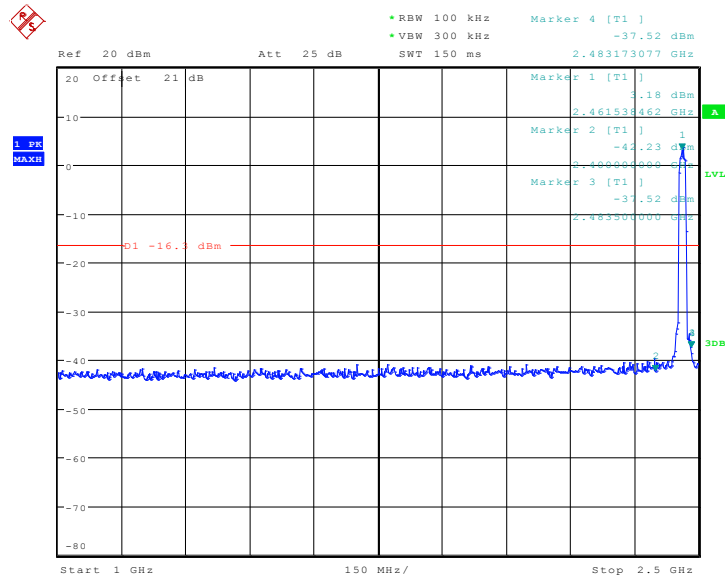
Date: 15..JUL.2013 10:25:40

**Fig.A.6.1.97 Conducted Spurious Emission (802.11n-HT20, Ch11, Center Frequency)**



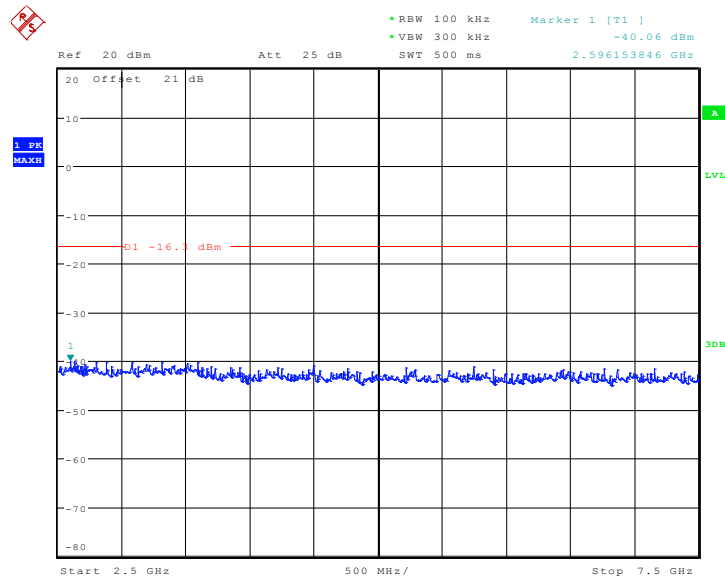
Date: 15..JUL.2013 10:25:55

**Fig.A.6.1.98 Conducted Spurious Emission (802.11n-HT20, Ch11, 30 MHz-1 GHz)**



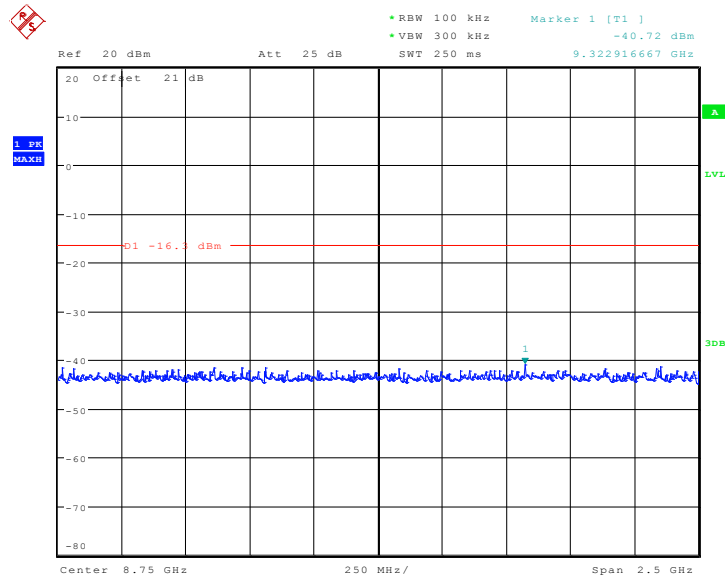
Date: 15..JUL..2013 10:26:25

**Fig.A.6.1.99 Conducted Spurious Emission (802.11n-HT20, Ch11, 1 GHz-2.5 GHz)**



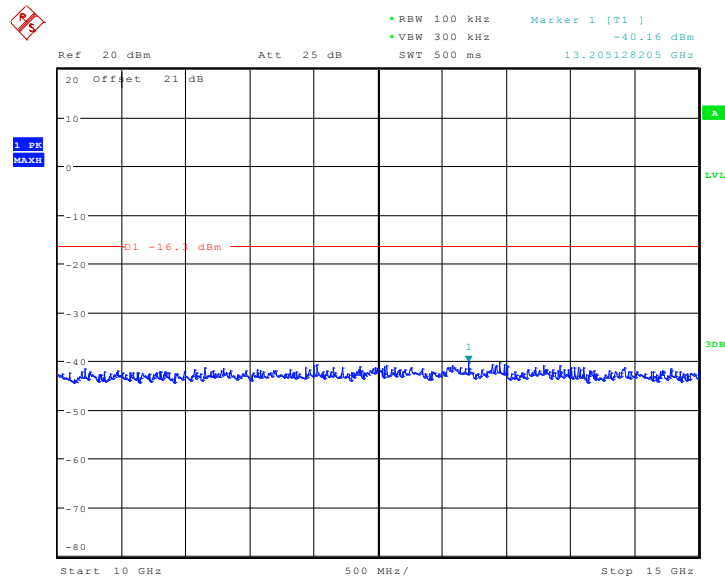
Date: 15..JUL..2013 10:26:48

**Fig.A.6.1.100 Conducted Spurious Emission (802.11n-HT20, Ch11, 2.5 GHz-7.5 GHz)**



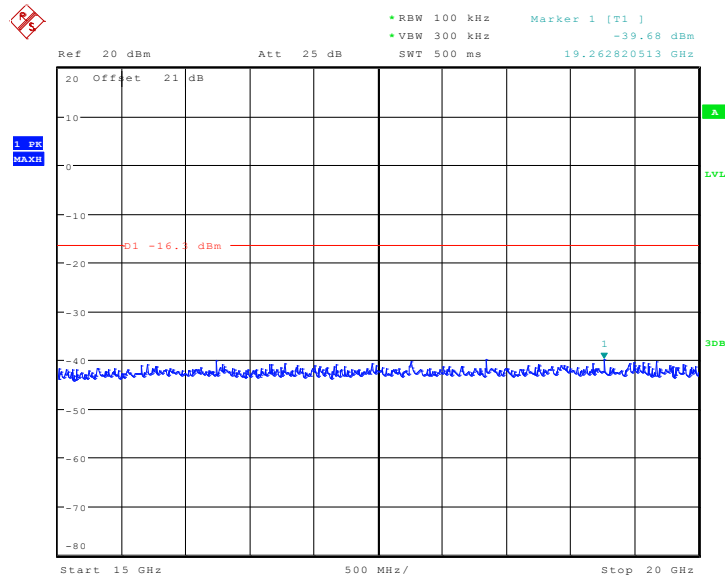
Date: 15..JUL..2013 10:27:14

**Fig.A.6.1.101 Conducted Spurious Emission (802.11n-HT20, Ch11, 7.5 GHz-10 GHz)**



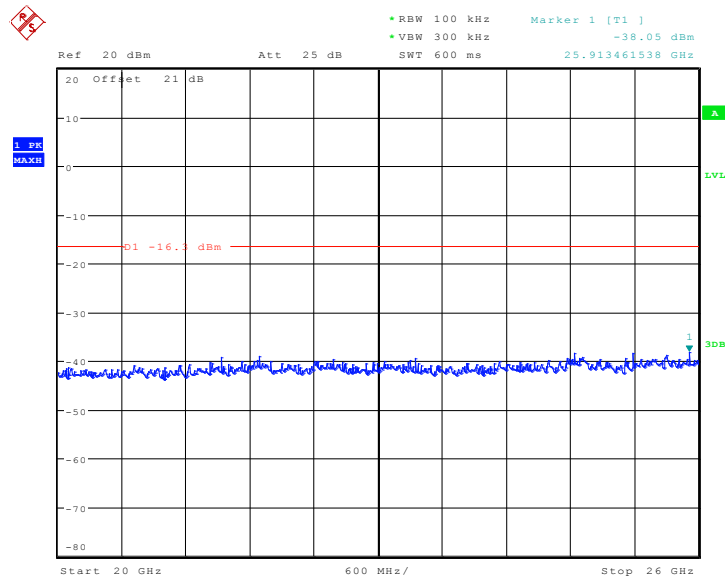
Date: 15..JUL..2013 10:27:34

**Fig.A.6.1.102 Conducted Spurious Emission (802.11n-HT20, Ch11, 10 GHz-15 GHz)**



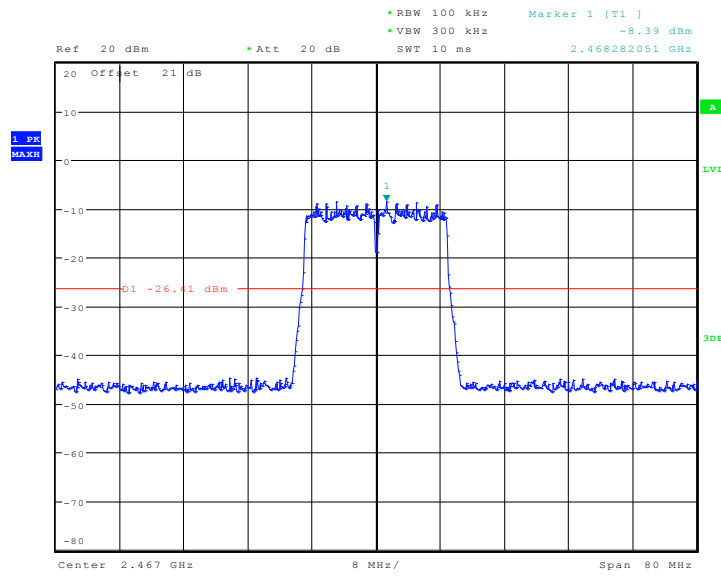
Date: 15..JUL.2013 10:27:54

**Fig.A.6.1.103 Conducted Spurious Emission (802.11n-HT20, Ch11, 15 GHz-20 GHz)**



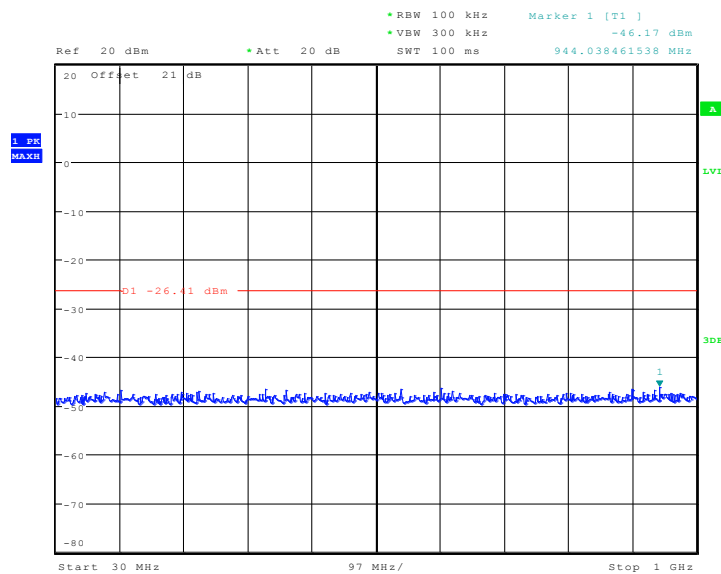
Date: 15..JUL.2013 10:28:13

**Fig.A.6.1.104 Conducted Spurious Emission (802.11n-HT20, Ch11, 20 GHz-26 GHz)**



Date: 25.DEC.2013 13:25:03

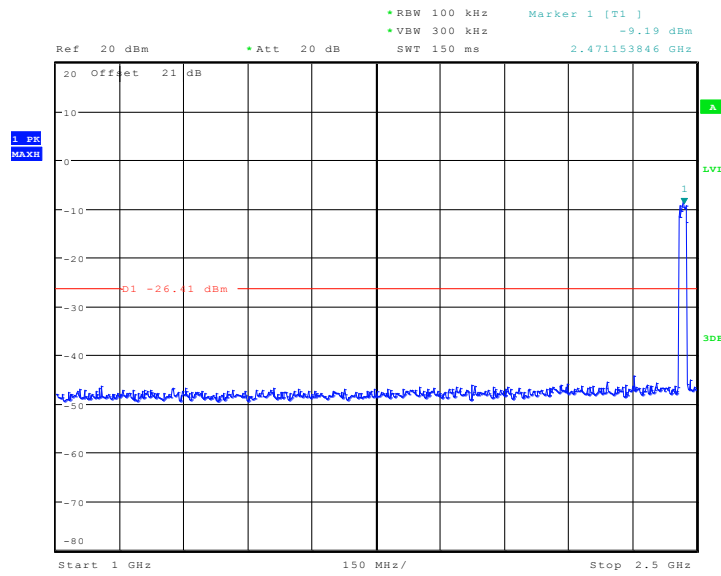
**Fig.A.6.1.105 Conducted Spurious Emission (802.11n-HT20, Ch12, Center Frequency)**



Date: 25.DEC.2013 13:25:20

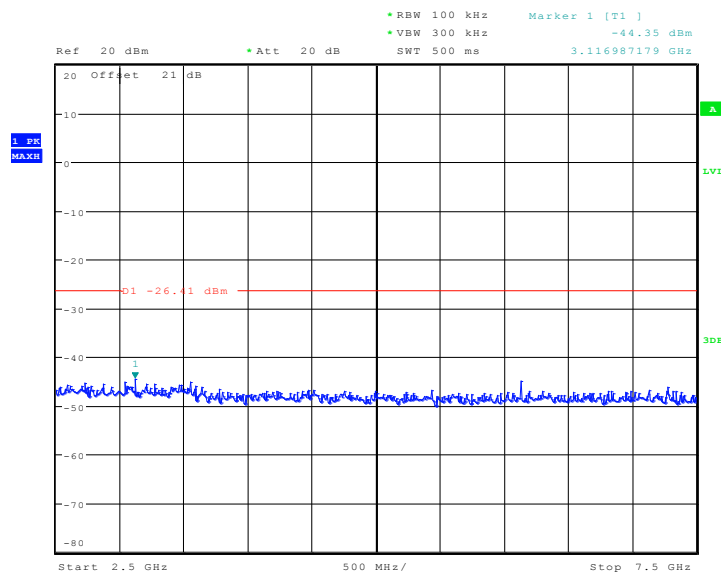
**Fig.A.6.1.106 Conducted Spurious Emission (802.11n-HT20, Ch12, 30 MHz-1 GHz)**





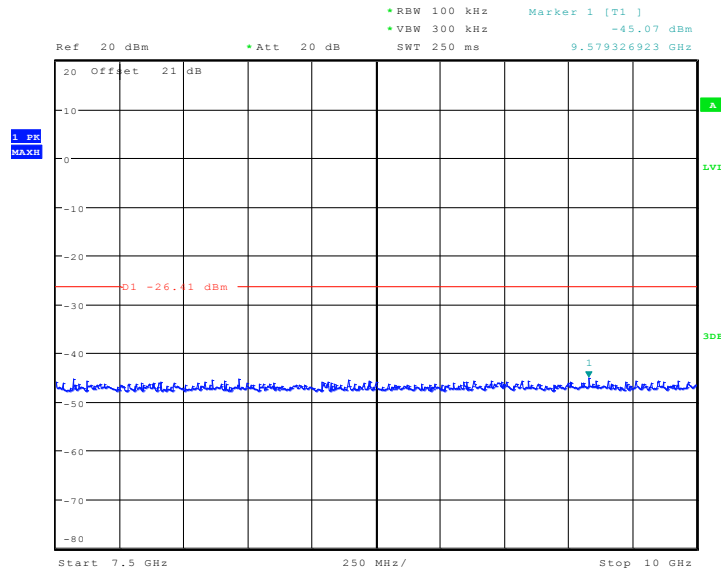
Date: 25.DEC.2013 13:25:36

**Fig.A.6.1.107 Conducted Spurious Emission (802.11n-HT20, Ch12, 1 GHz-2.5 GHz)**



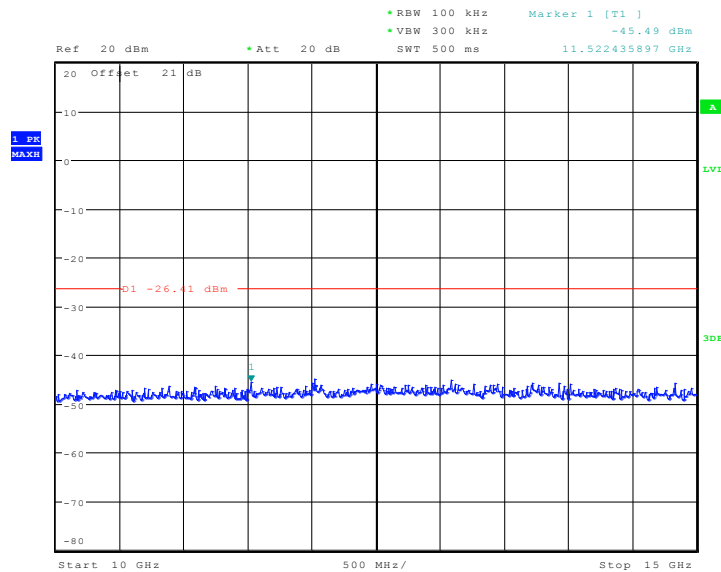
Date: 25.DEC.2013 13:25:50

**Fig.A.6.1.108 Conducted Spurious Emission (802.11n-HT20, Ch12, 2.5 GHz-7.5 GHz)**



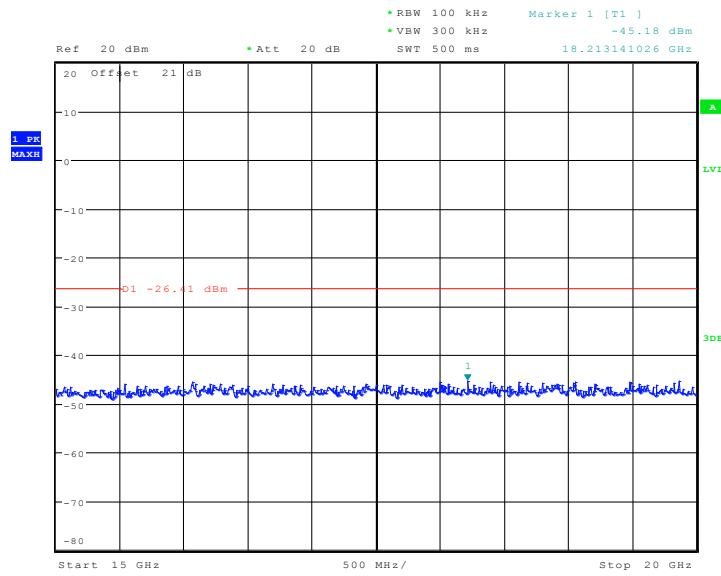
Date: 25.DEC.2013 13:29:43

**Fig.A.6.1.109 Conducted Spurious Emission (802.11n-HT20, Ch12, 7.5 GHz-10 GHz)**



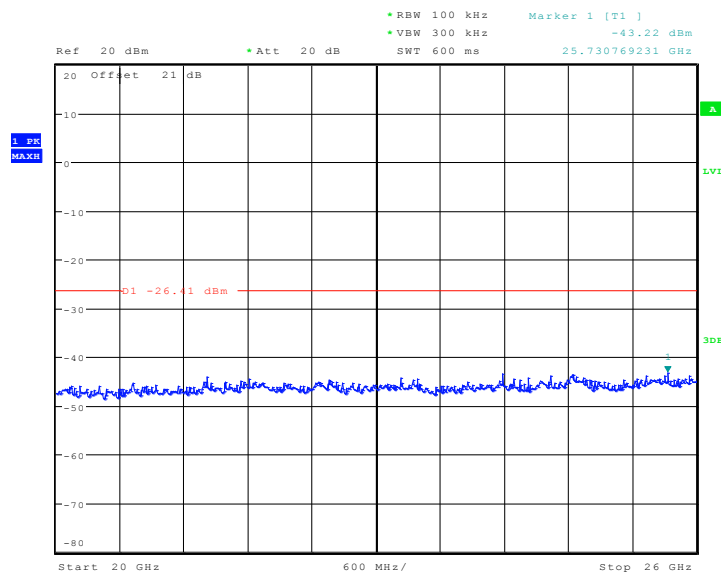
Date: 25.DEC.2013 13:29:58

**Fig.A.6.1.110 Conducted Spurious Emission (802.11n-HT20, Ch12, 10 GHz-15 GHz)**



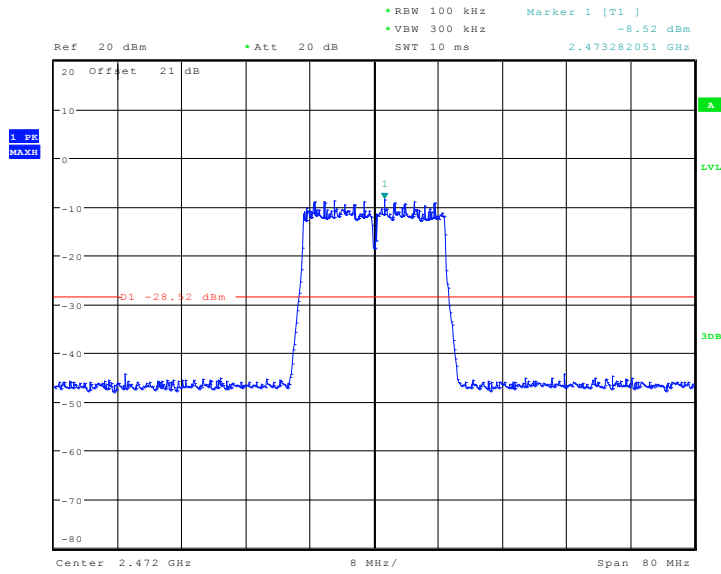
Date: 25.DEC.2013 13:30:15

**Fig.A.6.1.111 Conducted Spurious Emission (802.11n-HT20, Ch12, 15 GHz-20 GHz)**



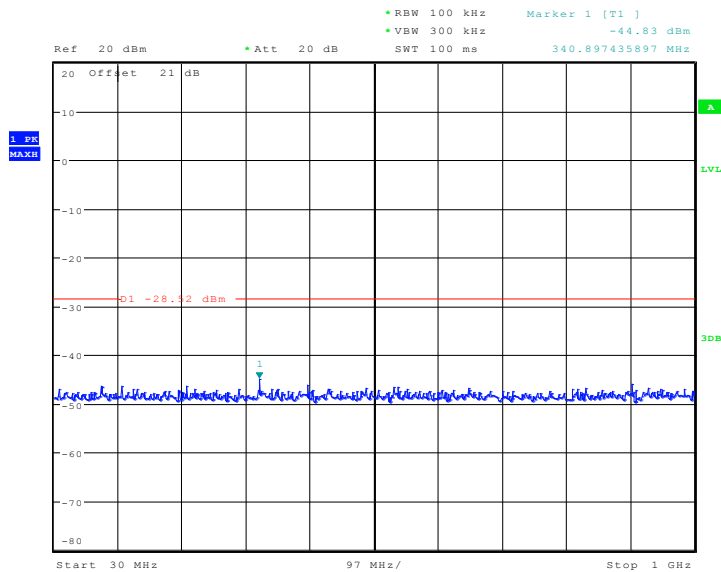
Date: 25.DEC.2013 13:30:38

**Fig.A.6.1.112 Conducted Spurious Emission (802.11n-HT20, Ch12, 20 GHz-26 GHz)**



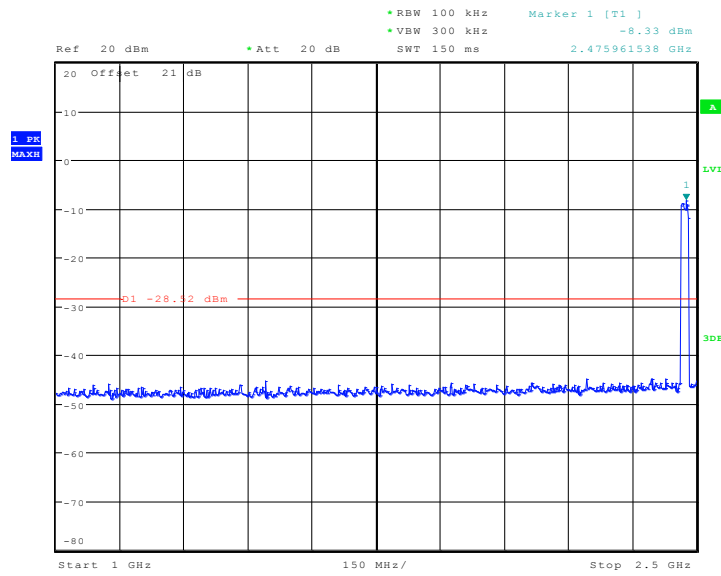
Date: 25.DEC.2013 13:31:25

**Fig.A.6.1.113 Conducted Spurious Emission (802.11n-HT20, Ch13, Center Frequency)**



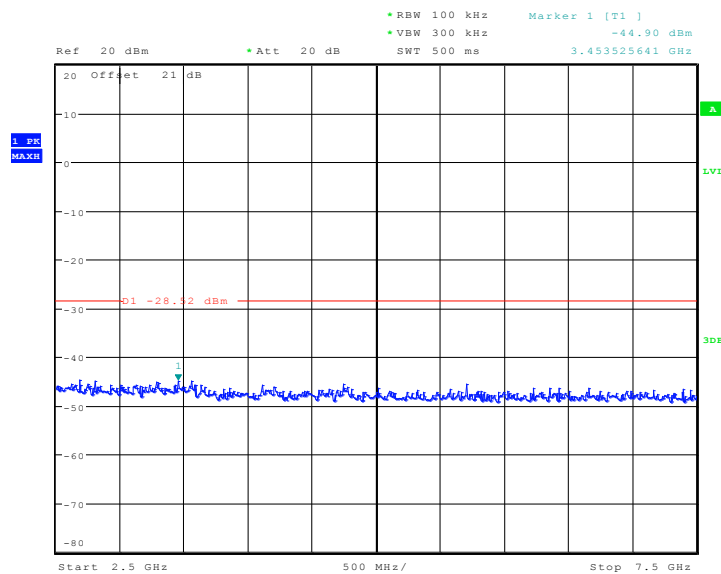
Date: 25.DEC.2013 13:31:42

**Fig.A.6.1.114 Conducted Spurious Emission (802.11n-HT20, Ch13, 30 MHz-1 GHz)**



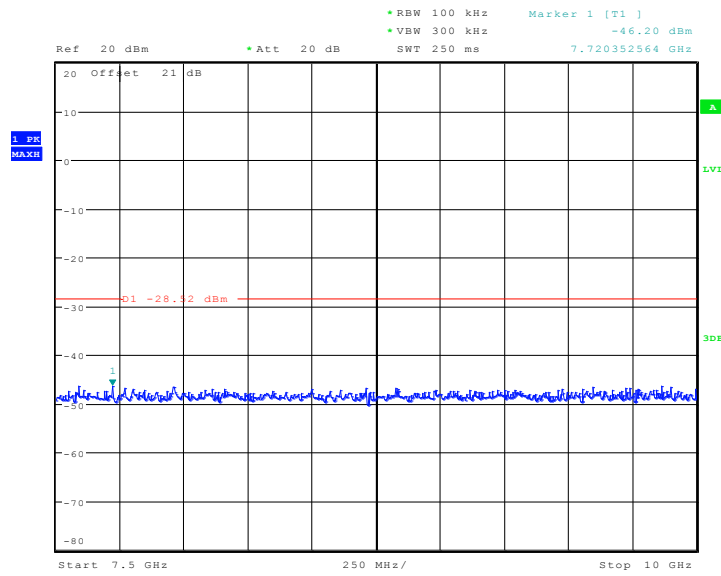
Date: 25.DEC.2013 13:32:14

**Fig.A.6.1.115 Conducted Spurious Emission (802.11n-HT20, Ch13, 1 GHz-2.5 GHz)**



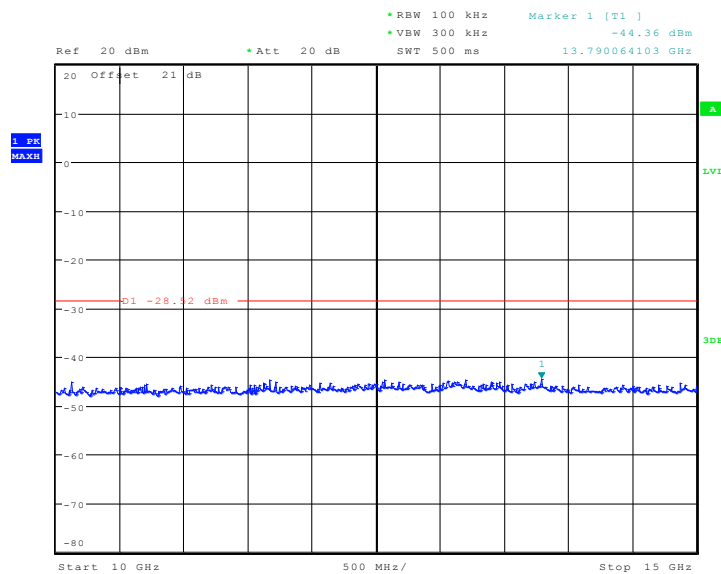
Date: 25.DEC.2013 13:32:39

**Fig.A.6.1.116 Conducted Spurious Emission (802.11n-HT20, Ch13, 2.5 GHz-7.5 GHz)**



Date: 25.DEC.2013 13:33:08

**Fig.A.6.1.117 Conducted Spurious Emission (802.11n-HT20, Ch13, 7.5 GHz-10 GHz)**



Date: 25.DEC.2013 13:35:16

**Fig.A.6.1.118 Conducted Spurious Emission (802.11n-HT20, Ch13, 10 GHz-15 GHz)**