




## Appendix D. Test Setup Photos




Right Cheek-GSM850




Right Tilted-GSM850



Left Cheek-GSM850




Left Tilted-GSM850



Right Cheek-GSM1900



Right Tilted-GSM1900




Left Cheek-GSM1900




Left Tilted-GSM1900




Right Cheek-SAR in mouth area(GSM850)



Right Tilted-SAR in mouth area(GSM850)



Left Cheek-SAR in mouth area(GSM850)




Left Tilted-SAR in mouth area(GSM850)






**Right Cheek-SAR in mouth area(GSM1900)**



**Right Tilted-SAR in mouth area(GSM1900)**



**Left Cheek-SAR in mouth area(GSM1900)**



**Left Tilted-SAR in mouth area(GSM1900)**



**Front of the DUT with Phantom 1.5 cm Gap**



**Back of the DUT with Phantom 1.5 cm Gap**