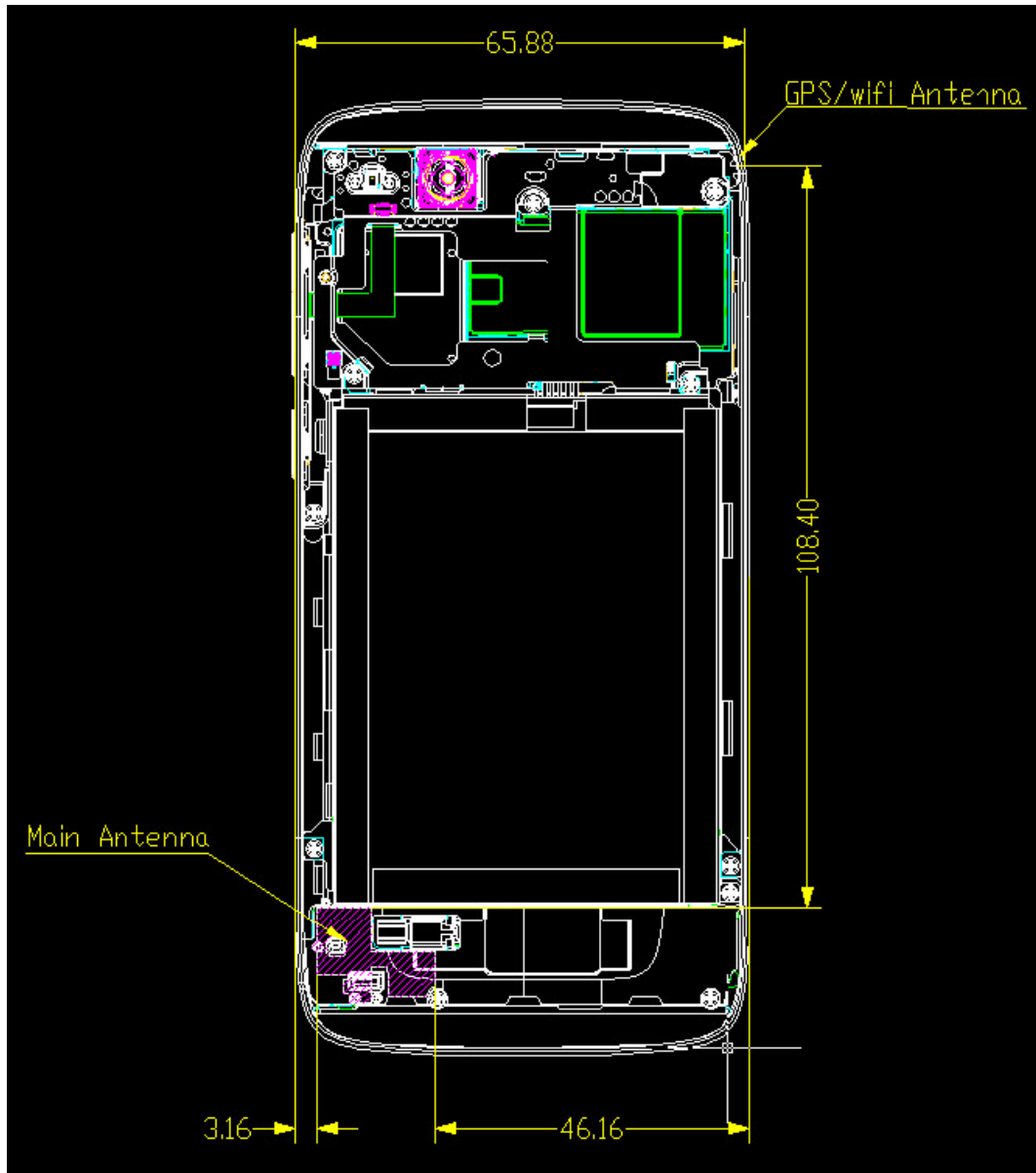


SAR & HAC Test Configuration

SAR



a: EUT



b: Antenna

Picture 1: Constituents of EUT



Picture 2: Left Hand Touch Cheek Position



Picture 3: Left Hand Tilt 15 Degree Position




Picture 4: Right Hand Touch Cheek Position




Picture 5: Right Hand Tilt 15 Degree Position



Picture 6: Back Side, the distance from handset to the bottom of the Phantom is 10mm



Picture 7: Front Side, the distance from handset to the bottom of the Phantom is 10mm



Picture 8: Left Edge, the distance from handset to the bottom of the Phantom is 10mm



Picture 9: Right Edge, the distance from handset to the bottom of the Phantom is 10mm

TA Technology (Shanghai) Co., Ltd.
Test Report




Picture 10: Top Edge, the distance from handset to the bottom of the Phantom is 10mm



Picture 11: Bottom Edge, the distance from handset to the bottom of the Phantom is 10mm

HAC



Picture 12: Test Setup