

RAD290 FCC test setup photo

1. Radiated Spurious Emission



2. Conducted Emission







Picture 7: Left Hand Touch Cheek Position




Picture 8: Left Hand Tilt 15 Degree Position




Picture 9: Right Hand Touch Cheek Position



Picture 10: Right Hand Tilt 15 Degree Position



Picture 11: Body, The EUT display towards ground, the distance from EUT to the bottom of the Phantom is 15mm



Picture 12: Body, The EUT display towards phantom, the distance from EUT to the bottom of the Phantom is 15mm



Picture 13: Body with Stereo Headset 1, The EUT display towards ground, the distance from EUT to the bottom of the Phantom is 15mm



Picture 14: Body with Stereo Headset 2, The EUT display towards ground, the distance from EUT to the bottom of the Phantom is 15mm