

ANNEX H: The EUT Appearances and Test Configuration



a: EUT



b: Battery 1


TA Technology (Shanghai) Co., Ltd.
Test Report

Report No.: RXA1204-0081SAR

Page 122 of 127



c: Battery 2



d: Battery 3



e: Battery 4

TA Technology (Shanghai) Co., Ltd.
Test Report

Report No.: RXA1204-0081SAR


Page 123 of 127



f: Battery 5



g: Stereo Headset 1



h: Stereo Headset 2


Picture 6: Constituents of EUT




Picture 7: Left Hand Touch Cheek Position



Picture 8: Left Hand Tilt 15 Degree Position



Picture 9: Right Hand Touch Cheek Position




Picture 10: Right Hand Tilt 15 Degree Position


TA Technology (Shanghai) Co., Ltd.
Test Report

Report No.: RXA1204-0081SAR

Page 126 of 127



Picture 11: Body, The EUT display towards ground, the distance from EUT to the bottom of the Phantom is 15mm



Picture 12: Body, The EUT display towards phantom, the distance from EUT to the bottom of the Phantom is 15mm



Picture 13: Body with Stereo Headset 1, The EUT display towards ground, the distance from EUT to the bottom of the Phantom is 15mm



Picture 14: Body with Stereo Headset 2, The EUT display towards ground, the distance from EUT to the bottom of the Phantom is 15mm