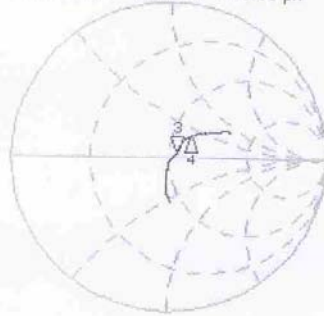


Impedance Measurement Plot for Head TSL

24 Sep 2010 09:19:05
 CH1 S11 1 U FS 3: 54.596 Ω 2.7832 Ω 180.80 pF 2 450.000 000 MHz

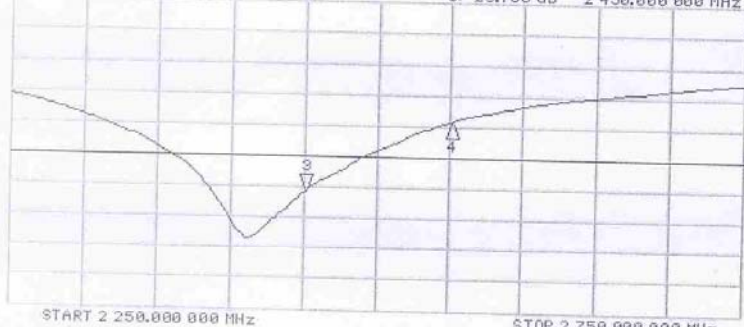
*
 De1
 CA
 Avg
 16



CH1 Markers
 4: 52.867 Ω
 17.896 Ω
 2.55000 GHz

CH2 S11 L06 5 dB/REF -20 dB 3: -25.786 dB 2 450.000 000 MHz

CA
 Avg
 16



CH2 Markers
 4: -14.291 dB
 2.55000 GHz

Validation Report for Body

Date/Time: 27.09.2010 13:39:49

Test Laboratory: SPEAG, Zurich, Switzerland

DUT: Dipole 2450 MHz; Type: D2450V2; Serial: D2450V2 - SN:853

Communication System: CW; Frequency: 2450 MHz; Duty Cycle: 1:1

Medium: MSL U12 BB

Medium parameters used: $f = 2450$ MHz; $\sigma = 1.95$ mho/m; $\epsilon_r = 52.6$; $\rho = 1000$ kg/m³

Phantom section: Flat Section

Measurement Standard: DASYS (IEEE/IEC/ANSI C63.19-2007)

DASY5 Configuration:

- Probe: ES3DV3 - SN3205; ConvF(4.31, 4.31, 4.31); Calibrated: 30.04.2010
- Sensor-Surface: 3mm (Mechanical Surface Detection)
- Electronics: DAE4 Sn601; Calibrated: 10.06.2010
- Phantom: Flat Phantom 5.0 (back); Type: QD000P50AA; Serial: 1002
- Measurement SW: DASYS2, V52.2 Build 0, Version 52.2.0 (163)
- Postprocessing SW: SEMCAD X, V14.2 Build 2, Version 14.2.2 (1685)


Pin=250 mW /d=10mm, dist=3.0mm (ES-Probe)/Zoom Scan (7x7x7)/Cube 0: Measurement
grid: dx=5mm, dy=5mm, dz=5mm

Reference Value = 95.7 V/m; Power Drift = 0.045 dB

Peak SAR (extrapolated) = 27 W/kg

SAR(1 g) = 12.9 mW/g; SAR(10 g) = 5.98 mW/g

Maximum value of SAR (measured) = 16.9 mW/g



0 dB = 16.9mW/g

Impedance Measurement Plot for Body TSL

