

1 Your cellphone.....

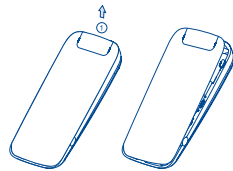
Keys in idle mode



OT-E206A
ALCATEL
mobile phones

2 Getting started

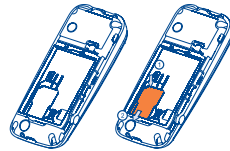
2.1 Removing the back cover



2.2 Inserting your SIM card

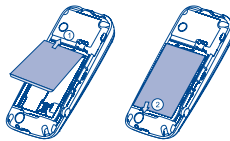
To insert your SIM card, turn off your cellphone by holding down the key.

The SIM compartment on the phone is shaped to fit the SIM card. To place the SIM card inside make sure that both slanted corners on the card and on the phone are matching. Push the SIM card out with your finger to remove.



2.3 Inserting and removing your battery

To insert the battery, place the top of the battery first as shown and press down gently. To remove the battery, pull battery up from bottom using index finger.



3 Menu

select the menu you want by pressing the navigation keys () , then press again the left softkey to confirm.

- Tools:**
Access the Alarm and Calculator functions.
- Call services:**
Access functions such as: voicemail number, call memory, call settings, network, forward and call barring.
- Messages:**
Read, write and send SMS messages. View your messages in your inbox and outbox. Adjust the settings and activate/deactivate SMS CB ⁽¹⁾ message reception.
- Directory:**
Access/create directory files and make calls from your directory.
- Sounds:**
Change the mode, volume, ringtones, alerts, power on/off sounds and key beep.
- Display:**
Change the main screen wallpaper, colors, power on/off display, screensaver and contrast.
- Settings:**
Set the time, date, language, security mode, answer mode, etc...
- Games:**
Play the 2 games embedded in your cellphone.
- Services ⁽²⁾:**
Access the Operator services.

⁽¹⁾ Contact your network operator to check service availability.
⁽²⁾ Depending on your operator's network.

4 Main screen icons

- Battery charge level.**
- Vibrate mode ⁽¹⁾**
- Silence mode ⁽²⁾**
- Unread message.**
- Message list is full**
- Unanswered call**
- Call forwarding activated:** your calls are forwarded
- Alarm programmed**
- Signal strength indicator.**
- Keypad lock.**
- Roaming.**

5 Tools.....

5.1 Alarm

- + = "snooze": The alarm will ring again after 5 minutes.
- + = "cancel"

When the cellphone is switched off, the alarm will ring.

5.2 Calculator

- 1 + 1 2
- select type of operation

6 Calls

6.1 Making a call

Dial number then press .
To hang up, press .

If you make a mistake, press . Press and hold to delete all digits.
Making an emergency call
Dial 911 or other local emergency number and press . Emergency calls can be performed at anytime without your SIM card or PIN code. Once the call has been made, the screen will display: "SOS".

Making an international call
Hold down when "+" is displayed, enter the country and area codes, then complete the number and send the call.
Calling a number from the directory
Press the key to access the directory. Select the desired cellphone number and press .

6.2 Calling your voicemail ⁽¹⁾

Press and hold the key until connected.

6.3 Available functions during the call

Access the available options during a call by pressing .

7 Messages

Press or press and select .

7.1 Create an SMS

→ "create" → Abc →

and choose your action:
Send: send the message to a recipient.
Send to many: send the message to a group of people you have defined
Send to email: send a message to an email address ⁽¹⁾.
Save: save the message in the unsent box and send it later.
Templates: use or modify an existing message.
Discard: discard the message.
Predictive (T9): select this mode to enter the words more quickly.
123: switch to numeric mode
T9 help: help menu for the predictive mode

7.2 Read an SMS

In the inbox, read and unread messages are shown with different icons. The outbox includes sent and unsent messages.

7.3 Inbox/Outbox

Select the message and press and choose your option: Reply/Delete/Forward message/Archives/Modify/Extract number/Call number.

8 Directory

You may store up to 250 entries in the phone memory.

8.1 Directory menu

View: access the list contacts (alphabetic order).
Create: enter number and name of a new contact.
Delete: delete the selected contact.
Copy: copy the selected contact from the SIM memory to the phone memory and vice versa.
Caller group: group together names by category.
Select Dir.: select the SIM directory, Phone directory or both at the same time.
Memory status: check the numbers of contacts and the memory space left.
My number: enter your own cellphone numbers for future reference.
Speed Dial: set up speed dial for each key from to .

8.2 Creating a contact

select "create" and enter number and name of a new contact.

8.3 Consulting your directory ("View")

Select "Dir." then "View" to access the list of your contacts

Available options in the contact list

Once you have selected a name, press to access the following options: Call number/Send message/Details/Modify/Delete/Copy/Caller group/Search number.

Caller group

You can group together names by category and select a special ringtone. For each group, you can select the following options: Modify/Ringtone/SMS alert/Members/Add member/Delete all.

9 Sounds

From the main screen and select one of the following options in order to customize your cellphone.

9.1 Mode

Ringtone: only the tone is played.
Vibrate: only vibrator is set (but the alarms and low battery sound will be played anyway).
Vibrate & ring: vibrator and tone at the same time.
Vibrate then ring: vibrator then tone.
Vibrate.Beep.Ring: vibrator then warning beep, then tone.
Silence: no sound no beep (but the alarms and low battery sound will be played anyway).

9.2 Volume

The volume can be adjusted to one of the set levels.

10 Display

10.1 Wall paper

Select the image you wish to be displayed as the idle screen.

10.2 Colors

Choose different colors for the presentation of the screen.

10.3 Contrast

Set the contrast of your cellphone by choosing one of the 5 levels proposed.

10.4 Backlight

Select the display backlight duration : 7s, 15s, 20s, 30s.

11 Settings.....

11.1 Clock

Set time and date, time format, display (show or hide the clock).

11.2 Nitz

Your phone will automatically adjust to the correct time zone when you travel from one zone to another. **Note:** This option is on by default; you can access it and change it in "Settings/Clock/Date/Date format/Nitz setup".

11.3 Languages

To choose the language in which the messages will be displayed.

11.4 Dictionary

Create, modify or delete a word in your personal dictionary. When creating an SMS, words typed are predicted from this dictionary and are automatically called if you choose the Predictive Mode (T9).

11.5 Auto keypad lock

To select the timing for the automatic locking of the keypad when the handset is not in use. From this function you may select a timing of 5 to 40 seconds, or to set it "off" if you prefer to lock it manually.

11.6 Auto power

11.7 Answer mode

11.8 Factory reset

12 Call services.....

12.1 Call memory

From the main screen, press and your cellphone displays a call list. Each call is displayed with an icon indicating the type of the call.
Select a cellphone number in the list and press to redial it or press to access the following options :
Details: display the information of the call selected.
Save number: store the number in your directory.
Send message: create an SMS.
Call number: call the selected number.
Modify: modify the number, then call it or save it.
Delete: delete the number selected.
Delete all: delete the entire list.

12.2 Call settings ⁽¹⁾

Minute alert/Call waiting/Auto redial/Billing/Duration/Amount/Hide my ID.

12.3 Call services ⁽¹⁾

MWI – "Message Waiting Indicator". This icon will alert you when you have a new message in your voice mailbox. Make a long keypress on the key to reach directly your voice mailbox.

13 Games

13.1 Russia

The object of this game is to make as many complete lines of bricks as possible.

Key functions:



Toggle the upgrade level flag: if the flag is on, the game level will move up when your score increases to 300. The level impacts the speed of the bricks : the higher the level, the higher the speed.

13.2 Bricks

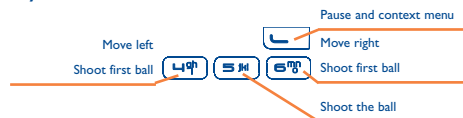
The object of this game is to break as many bricks as possible with a bat and ball.

3 lives per game.

Miss a ball = lose a life

Bonus depending on the position in which the ball hits the bricks.

Key functions:



Alcatel logo and Alcatel name are trademark of Alcatel-Lucent used under license by T&A Mobile Phones Limited.

All rights reserved © Copyright 2007 T&A Mobile Phones Limited.

T&A Mobile Phones Limited reserves the right to alter material or technical specification without prior notice.

⁽¹⁾ Contact your network operator for more information.

Safety and use

We recommend that you read this chapter carefully before using your cellphone. The manufacturer disclaims any liability for damage, which may result as a consequence of improper use or use contrary to the instructions contained in this manual.

TRAFFIC SAFETY:
Recent studies show that using a cellphone while driving a vehicle constitutes a real risk, even when the hands-free kit is used (headset,...), drivers are requested to refrain from using their cellphone when the vehicle is not parked. Check the laws and regulations on the use of wireless telephones and their accessories in the areas where you drive. Always obey them. The use of these devices may be prohibited or restricted in certain areas.

When switched on, your cellphone emits electromagnetic waves that can interfere with the vehicle's electronic systems such as ABS anti-lock brakes or airbags. To ensure that there is no problem:

- do not place your cellphone on top of the dashboard or within an airbag deployment area.
- check with your dealer or car manufacturer to make sure that the car's electronics devices are well shielded.

CONDITIONS OF USE:
You are advised to switch off your cellphone from time to time to optimize performance.

Switch the cellphone off before boarding aircraft.
Switch the cellphone off when you are in health care facilities, except in designated areas. As with many other types of equipment now in regular use, cellphones can interfere with other electrical or electronic devices, or equipment using radio frequency.

Switch the cellphone off when you are near gas or flammable liquids. Strictly obey all signs and instructions posted in a fuel depot, gas station, or chemical plant, or in any potentially explosive atmosphere.

When the cellphone is switched on, it should be kept at least 15 cm from any medical device such as a pacemaker, a hearing aid or insulin pump. When using the cellphone you should hold it against the ear on the opposite side to the device, if any.

To avoid hearing impairment, press to answer the call before holding your cellphone to your ear. Also move the handset away from your ear while using the "hands-free" option because the amplified volume might cause hearing damage.

Do not let small children use the cellphone without supervision.

When replacing the cover please note that your cellphone may contain substances that could create an allergic reaction.

Always handle your cellphone with care and keep it in a clean and dust-free place. Do not allow your cellphone to be exposed to unfavourable environmental conditions (moisture, humidity, rain, infiltration of liquids, dust, sea air, etc). The manufacturer's recommended operating temperature range is -20°C to +55°C. Over 55°C the legibility of the cellphone's display may be impaired, though this is temporary and not serious.

Emergency call numbers may not be reachable on all cellular networks. You should never rely only on your cellphone for emergency calls.
Do not open, dismantle or attempt to repair your cellphone yourself.
Do not drop, throw or try to bend your cellphone.
Do not paint it.

Use only Alcatel batteries, battery chargers, and accessories that are compatible with your cellphone model. T&A Mobile Phones Limited or its affiliates disclaim any liability for damage caused by the use of non approved batteries or accessories.

Your cellphone should not be disposed of in a municipal dump. Please check local regulations for disposal of electronic products.
Remember to make back-up copies or keep a written record of all important information stored in your cellphone.

Some people may suffer epileptic seizures or blackouts when exposed to flashing lights, or when playing video games. These seizures or blackouts may occur even if a person never had a previous seizure or blackout. If you have experienced seizures or blackouts, or if you have a family history of such occurrences, please consult your doctor before playing videos games on your cellphone or enabling a flashing-lights feature on your cellphone. Parents should monitor their children's use of video games or other features that incorporate flashing lights on the cellphones. All persons should discontinue use and consult a doctor if any of the following symptoms occur: convulsion, eye or muscle twitching, loss of awareness, involuntary movements, or disorientation. To limit the likelihood of such symptoms, please take the following safety precautions:

- Do not play or use a flashing-lights feature if you are tired or need sleep.
- Take a minimum of a 15 minute break hourly.
- Play in a well lit room.
- Play at the farthest distance possible from the screen.
- If your hands, wrists, or arms become tired or sore while playing, stop and rest for several hours before playing again.
- If you continue to have sore hands, wrists, or arms during or after playing, stop the game and see a doctor.

When you play games on your cellphone, you may experience occasional discomfort in your hands, arms, shoulders, neck, or other parts of your body. Follow the instructions to avoid problems such as tendonitis, carpal tunnel syndrome, or other musculoskeletal disorders:



This symbol found on your cellphone, battery and accessories means that these products must be taken to collection points at the end of their life:
- Municipal waste disposal centers with specific bins for these items of equipment
- Collection bins at points of sale.

They will then be recycled, preventing substances being disposed of in the environment, so that their components can be reused.

In European Union countries:
These collection points are accessible free of charge. All products with this sign must be brought to these collection points.

In non European Union countries:
Items of equipment with this symbol are not to be thrown into ordinary bins if your country or your region has suitable recycling and collection facilities; instead they are to be taken to collection points for them to be recycled. In the United States you may learn more about CTIA's Recycling Program at www.recyclewirelessphones.com

PRIVACY:
Please note that you must respect the laws and regulations in force in your country regarding taking photographs and recording sounds with your cellphone. Pursuant to such laws and regulations, it may be strictly forbidden to take photographs and/or to record the voices of other people or any of their personal attributes, and duplicate or distribute them, as this may be considered to be an invasion of privacy. It is the user's sole responsibility to ensure that prior authorization be obtained, if necessary, in order to record private or confidential conversations or take a photograph of another person; the manufacturer; the seller or vendor of your cellphone (including the operator) disclaim any liability which may result from the improper use of the cellphone.

BATTERY:
Before removing the battery from your cellphone, please make sure that the cellphone is switched off.
Take precautions with the battery and do not attempt to open the battery (chemical substances may cause burns).
Do not pierce, disassemble nor cause a short-circuit in a battery.

Do not burn or dispose of a used battery in household waste or store it at temperatures above 60 °C.
Batteries must be disposed of in accordance with locally applicable environmental legislation.

Batteries should not be used for any other purpose than the one intended. Never use damaged batteries or not recommended by T&A Mobile Phones Limited and/or its affiliates.

CHARGERS:
Mains powered chargers will operate within the temperature range: 0°C to 40°C. The chargers designed for your cellphone meet with the standard for safety of information technology equipment and office equipment use. They should be used for this purpose only.

The charger in this package shall ONLY be used with Alcatel OTE206A. The use on any other product or equipment including Alcatel products is strictly prohibited. T&A Mobile Phones Limited cannot be held liable for any damages due to use contrary to the above mentioned stipulation.

Electrical characteristic of power supply (depending on the country):
110V charger (Mexico / USA):
Input: 100-127V, 50/60 Hz, 0.30 A
Output: 4.5V, 350 mA

220V charger:
Input: 220-240V, 50/60 Hz, 0.30 A
Output: 4.5V, 350 mA
Battery: Lithium 650 mAh

RADIO WAVES:
THIS CELLPHONE MEETS THE GOVERNMENT'S REQUIREMENTS FOR EXPOSURE TO RADIO WAVES.

Your cellphone is a radio transmitter and receiver. It is designed and manufactured not to exceed the emission limits for exposure to radio-frequency (RF) energy. These limits are part of comprehensive guidelines and establish permitted levels of RF energy for the general population. The guidelines are based on standards that were developed by independent scientific organizations through periodic and thorough evaluation of scientific studies. These guidelines include a substantial safety margin designed to ensure the safety of all persons, regardless of age and health.

The exposure standard for cellphones employs a unit of measurement known as the Specific Absorption Rate, or SAR. The SAR limit set by public authorities such as the Federal Communications Commission of the US Government (FCC) or by Industry Canada, is 1.6 W/kg averaged over 1 gram of body tissue. Tests for SAR are conducted using standard operating positions with the cellphone transmitting at its highest certified power level in all tested frequency bands.

Although the SAR is determined at the highest certified power level, the actual SAR level of the cellphone while operating can be well below the maximum value. This is because the cellphone is designed to operate at multiple power levels so as to use only the power required to reach the network. In general, the closer you are to a wireless base station antenna, the lower the power output of the cellphone. Before a cellphone model is available for sale to the public, compliance with national regulations and standards must be shown.

The highest SAR value for this cellphone when tested is 1.21 W/kg for use at the ear and 0.75 W/kg in 2.0 cm distance close to the body.

NOTE: This equipment has been tested and found to comply with the limits for a Class A digital device, pursuant to part 15 of the FCC Rules. These limits are designed to provide reasonable protection against harmful interference when the equipment is operated in a commercial environment. This equipment generates, uses, and can radiate radio frequency energy and, if not installed and used in accordance with the instruction manual, may cause harmful interference to radio communications.

While there may be differences between the SAR levels of various cellphones and at various positions, they all meet the government requirement for RF exposure. For body-worn operation, the cellphone meets FCC RF exposure guidelines provided that it is used with a non-metallic accessory with the handset at least XXX cm from the body. Use of other accessories may not ensure compliance with FCC RF exposure guidelines.

The World Health Organization (WHO) considers that present scientific information does not indicate the need for any special precautions for use of cellphones. If individuals are concerned, they might choose to limit their own or their children's RF exposure by limiting the length of calls, or using "hands-free" devices to keep cellphones away from the head and body (fact sheet n°193). Additional WHO information about electromagnetic fields and public health are available on the following website: <http://www.who.int/peh-emf>.

Your cellphone is equipped with a built-in antenna. For optimal operation, you should avoid touching it or degrading it.

Hearing Aid Compatibility
Your telephone has "rated for hearing aid". To assist hearing devices users in finding phones that may be compatible with their hearing devices. Explanation about rates to be update.

General information

- **Website:** www.tctmobile.com
- **Hot Line Number:** see the "TCL & Alcatel Mobile Phones Services" leaflet or go to our Internet site.

On our Internet site, you will find our FAQ (Frequently Asked Questions) section. You can also contact us by e-mail to ask any questions you may have.

Your cellphone is a transceiver that operates on PCS networks with 850 and 1900 MHz bands.

The marking indicates that your cellphone complies with "1999/5/EC (R&TTE)" directive and that the accessories concerned comply with current EC directives. The entire copy of the Declaration of Conformity for your cellphone can be obtained through our website: www.tctmobile.com.

Protection against theft ⁽¹⁾

Your cellphone is identified by an IMEI (cellphone serial number) shown on the packaging label and in the product's memory. We recommend that you note the number the first time you use your cellphone by entering *, #, 0, 6, # and keep it in a safe place. It may be requested by the police or your operator if your cellphone is stolen. This number allows your cellphone to be blocked preventing a third person from using it, even with a different SIM card.

Disclaimer

There may be certain differences between the user manual description and the cellphone's operation depending on the software release of your cellphone or specific operator services.



T9 Text Input is licensed under one or more of the following: U.S. Pat. Nos. 5,187,480, 5,818,437, 5,945,928, 5,953,541, 6,011,554, 6,286,064, 6,307,548, 6,307,549, and 6,636,162, 6,646,573; European Pat. Nos. 0 842 463 (96927260.8), 1 010 057 (98903671.0), 1 018 069 (98950708.2); and additional patents are pending worldwide

⁽¹⁾ Contact your network operator for service availability.

Cellphone warranty

Congratulations on choosing this cellphone - we hope that you will be completely satisfied with it.

Your cellphone is guaranteed against any deviation from technical specifications for a period of twelve (12) months from the date specified on your original invoice ⁽¹⁾. The warranty terms defined in the manual also apply to the battery and accessories sold with the cellphone but for a period of six (6) months ⁽²⁾ from the date of purchase shown on your original invoice.

Under the terms of this warranty, you must immediately inform your vendor (or any repair center approved by T&A Mobile Phones Limited or its affiliates, which are listed on our website <http://www.tctmobile.com>) in case of a conformity defect on your cellphone, you must present the invoice given to you at the time of purchase. The vendor or maintenance center will decide whether to replace or repair, as appropriate, all or any part of the cellphone or accessory found to be defective; this warranty covers the cost of parts and labor but excludes any other costs. Repair or replacement may be carried out using reconditioned components offering equivalent functionality.

Servicing under the terms of this warranty, especially repair, modification or replacement of products, shall entitle to a ONE (1) month ⁽³⁾ warranty unless there are statutory provisions to the contrary.

This warranty shall not apply to damage or defects to your cellphone and/or accessory caused by:

- 1) failure to follow the instructions for use or installation,
- 2) failure to comply with technical and safety standards applicable in the geographical area where the equipment is used,

- 3) improper maintenance of batteries and other sources of energy, and of the overall electric installation,
- 4) accidents or consequences of theft of the vehicle in which the cellphone is transported, acts of vandalism, lightning, fire, humidity, infiltration of liquids, inclement weather,
- 5) connecting or integrating the cellphone into equipment not supplied or not recommended by T&A Mobile Phones Limited or its affiliates, without their express written consent for such,
- 6) any servicing, modification or repair performed by individuals not authorized by T&A Mobile Phones Limited or its affiliates, the vendor or the approved maintenance center,
- 7) use of the equipment for a purpose other than that for which it was designed,
- 8) normal wear,
- 9) malfunctions caused by external causes (e.g., radio interference from other equipment, power or cellphone line voltage fluctuations),
- 10) modifications made to the equipment even if required by changes in regulations and/or modification of network parameters,
- 11) faulty connections resulting from unsatisfactory radio transmission or caused by the absence of radio relay coverage,
- 12) equipment on which markings or serial numbers have been removed or altered, and handsets on which labels have been removed or deteriorated shall be excluded from the warranty.

In accordance with the applicable law, your product is warranted against hidden defects (defects inherent in the design, manufacture, etc.). There are no express warranties, whether written or oral, other than this printed limited warranty, express or implied, of any nature whatsoever. In no event shall T&A Mobile Phones Limited or its affiliates be liable for incidental or consequential damages of any nature whatsoever, including but not limited to trading loss, commercial loss, to the full extent those damages can be disclaimed by law. Some countries/states do not allow the exclusion or limitation of incidental or consequential damages, or limitation of the duration of implied warranties, so the preceding limitations or exclusions may not apply to you.

⁽¹⁾ The mandatory period may vary if overriding statutory provisions are applicable in your country.

⁽²⁾ The life of a rechargeable Alcatel cellphone battery in terms of conversation time, standby time, and total service life, will depend on the conditions of use and network configuration. Batteries being considered expendable supplies, the specifications state that you should obtain optimal performance for your Alcatel cellphone during the first six months after purchase and for approximately 200 more recharges.