

**SGS-CSTC Standards
Technical Services Co., Ltd.**

1/F, 7/F, 9/F, 10/F, the 3rd Building No. 889,
Yishan Road, Xuhui District, Shanghai, China

Telephone: +86 (0) 21 6495 1616
Fax: +86 (0) 21 5450 0954
Tino_Pan@sgs.com

Report No.: SHEMO060500299IT
Page 1 of 52

FCC TEST REPORT(DOC)

Application No.: SHEMO060500299IT

Applicant: T&A Mobile Phones

Equipment Under Test (EUT):

NOTE: The following sample(s) submitted was/were identified on behalf of the client as

EUT Name: GSM Mobile Phone

Model No.: SVLE6

Marketing Name: OT-E265a

Item No.: Not supplied by client

Serial No.: Not supplied by client

Standards: CFR 47 part 2: 2004,
CFR 47 Part 15: 2005,
ANSI C63.4: 2003

Date of Receipt: 8 May 2006

Date of Test: 10 May 2006 to 25 May 2006

Date of Issue: 31 May 2006

Test Result :	PASS
----------------------	-------------

Authorized Signature:



Tino Pan
E&E Section Head
SGS-CSTC Co., Ltd.



Jacky Cao
E&E Project Engineer
SGS-CSTC Co., Ltd

This report refers to the General Conditions for Inspection and Testing Services, printed overleaf

This report details the results of the testing carried out on one sample. The results contained in this test report do not relate to other samples of the same product and does not permit the use of the SGS PRODUCT CERTIFICATION MARK.. The manufacturer should ensure that all products in series production are in conformity with the product sample detailed in this report.

This report may only be reproduced and distributed in full. If the product in this report is used in any configuration other than that detailed in the report, the manufacturer must ensure the new system complies with all relevant standards. Any mention of SGS International Electrical Approvals or testing done by SGS International Electrical Approvals in connection with, distribution or use of the product described in this report must be approved by SGS International Electrical Approvals in writing.

All test results in this report can be traceable to National or International Standards.

**SGS-CSTC Standards
Technical Services Co., Ltd.**

1/F, 7/F, 9/F, 10/F, the 3rd Building No. 889,
Yishan Road, Xuhui District, Shanghai, China

Telephone: +86 (0) 21 6495 1616
Fax: +86 (0) 21 5450 0954
Tino_Pan@sgs.com

Report No.: SHEMO060500299IT
Page 2 of 52

2 Test Summary

Test	Test Requirement	Test Method	Class / Severity	Result
Radiated Emission 30MHz-1000MHz	CFR 47 Part 15	ANSI C63.4: 2003	Class B	PASS
Conducted Emission 150KHz-30MHz	CFR 47 Part 15	ANSI C63.4: 2003	Class B	PASS

SGS-CSTC Standards Technical Services Co., Ltd.

1/F, 7/F, 9/F, 10/F, the 3rd Building No. 889,
Yishan Road, Xuhui District, Shanghai, China

Telephone: +86 (0) 21 6495 1616
Fax: +86 (0) 21 5450 0954
Tino_Pan@sgs.com

Report No.: SHEMA060500299IT
Page 3 of 52

3 Contents

	Page
1 COVER PAGE.....	1
2 TEST SUMMARY.....	2
3 CONTENTS.....	3
4 GENERAL INFORMATION.....	4
4.1 CLIENT INFORMATION	4
4.2 GENERAL DESCRIPTION OF E.U.T.....	4
4.3 DETAILS OF E.U.T.	4
4.4 DESCRIPTION OF SUPPORT UNITS	5
4.5 STANDARDS APPLICABLE FOR TESTING.....	5
4.6 TEST LOCATION.....	5
4.6 DEVIATION FROM STANDARDS	6
4.7 ABNORMALITIES FROM STANDARD CONDITIONS	6
4.8 MONITORING OF EUT FOR ALL IMMUNITY TEST.....	6
4.9 TEST CONFIDENT LEVEL	6
5 EQUIPMENTS USED DURING TEST	7
6 EMISSION TEST RESULTS.....	8
6.1 RADIATED EMISSIONS, 30MHZ TO 1GHZ.....	8
6.1.1 <i>E.U.T. Operation</i>	8
6.1.2 <i>Test setup:</i>	8
6.1.3 <i>Test Result:</i>	9
6.2 CONDUCTED EMISSIONS, 150KHZ TO 30MHZ	29
6.2.1 <i>E.U.T. Operation</i>	29
6.2.2 <i>Test Result and Partial Measurement Data</i>	29
7 PHOTOGRAPHS.....	50
7.1 RADIATED EMISSION TEST SETUP.....	50
7.2 CONDUCTED EMISSION TEST SETUP	51
7.3 EUT CONSTRUCTIONAL DETAILS	51

SGS-CSTC Standards Technical Services Co., Ltd.

1/F, 7/F, 9/F, 10/F, the 3rd Building No. 889,
Yishan Road, Xuhui District, Shanghai, China

Telephone: +86 (0) 21 6495 1616
Fax: +86 (0) 21 5450 0954
Tino_Pan@sgs.com

Report No.: SHEMO060500299IT
Page 4 of 52

4 General Information

4.1 Client Information

Applicant: T&A Mobile Phones
Address of Applicant: 4/F, No. 2966, JinKe Road, Zhangjiang High-Tech Park Shanghai
P.R China 201203

4.2 General Description of E.U.T.

EUT Name: GSM Mobile Phone
Model No.: SVLE6
Marketing Name: OT-E265a
Brand Name: Not supplied by client
Serial No.: Not supplied by client

4.3 Details of E.U.T.

Power Supply 01: AC to DC charger(Model number: 3DS09371AGAA Input: 100V-127V~, 50/60Hz 0.15A Output:DC 4.5V, 0.35A)
P/N: 3DS09371AGAA
Manufactures: Astec

Power Cord 01: 2 m

Power Supply 02: AC to DC charger(Model number: 3DS09371AGAA Input: 100V-127V~, 0.3A 50/60Hz Output:DC 4.5V, 0.35A)
P/N: 3DS09371AGAA
Manufactures: Leader

Power Cord 02: 2.05 m

Power Supply03: AC to DC charger (Model NO: 3DS09371AAAA Input: AC 220V-240V~, 50/60Hz 0.3A Output: DC 4.5V, 0.35A)
Manufactures: Astec

Power Cord03: 2m

Power Supply04: AC to DC charger (Model NO: 3DS09371AAAA Input: AC 220V-240V~, 50/60Hz 0.15A Output:DC 4.5V, 0.35A)
Manufactures: Leader

Power Cord04: 2.06m

Power Supply05: DC to DC charger (Model NO: 3DS07848AAAA Input: DC 12V/24V Output: DC 4.5V)

SGS-CSTC Standards Technical Services Co., Ltd.

1/F, 7/F, 9/F, 10/F, the 3rd Building No. 889,
Yishan Road, Xuhui District, Shanghai, China

Telephone: +86 (0) 21 6495 1616
Fax: +86 (0) 21 5450 0954
Tino_Pan@sgs.com

Report No.: SHEMO060500299IT
Page 5 of 52

	Manufactures: Primax
Power Cord05:	2.64m
Headset	P/N: 3DS07855AAAA
	Manufacturers: Merry
Batthey	DC 3.7V / 650mAh
	Manufacturers: BYD

4.4 Description of Support Units

Name / Function	Model No	Remark
N/A	N/A	N/A

4.5 Standards Applicable for Testing

The customer requested EMC tests for a GSM Mobile Phone.

The standards used was CFR 47 part 2: 2004 and CFR 47 part 15: 2005:

Table 1 : Tests Carried Out Under CFR 47 Part 15: 2005 :

Standard	Status
FCC Part 15 Subpart B: 2005 Radiated Emission	√
FCC Part 15 Subpart B: 2005 Conducted Emission	√

× Indicates that the test is not applicable

√ Indicates that the test is applicable

4.6 Test Location

Radiated Emission was performed at:

AUDIX EMC Laboratory, 3&4 F, #34, Building, No.680, GuiPing Road, Caohejing Hi-Tech Park,
Shanghai, China 200233

Conducted Emission was performed at SGS E&E EMC lab

SGS-CSTC EMC Laboratory, No.889 Yishan Road, Shanghai, P.R.China

Tel:+86 21 61402666 Fax: +86 21 54500954

SGS-CSTC Standards Technical Services Co., Ltd.

1/F, 7/F, 9/F, 10/F, the 3rd Building No. 889,
Yishan Road, Xuhui District, Shanghai, China

Telephone: +86 (0) 21 6495 1616
Fax: +86 (0) 21 5450 0954
Tino_Pan@sgs.com

Report No.: SHEMO060500299IT
Page 6 of 52

4.6 Deviation from Standards

None.

4.7 Abnormalities from Standard Conditions

None.

4.8 Monitoring of EUT for All Immunity Test

N/A

4.9 Test Confident level

Test Confident level is recognized, certified, or accredited by the following organizations:

NVLAP – Lab Code: 200371-0

AUDIX EMC Laboratory is recognized under the National Voluntary Laboratory Accreditation Program (NVLAP/NIST). NVLAP Code: 200371-0. Effective through March 31, 2006.

VCCI

The 3m Semi-anechoic chamber and Shielded Room of AUDIX have been registered in accordance with the Regulations for Voluntary Control Measures with Registration No.: R-963, C-1002.

**SGS-CSTC Standards
Technical Services Co., Ltd.**

1/F, 7/F, 9/F, 10/F, the 3rd Building No. 889,
Yishan Road, Xuhui District, Shanghai, China

Telephone: +86 (0) 21 6495 1616
Fax: +86 (0) 21 5450 0954
Tino_Pan@sgs.com

Report No.: SHEMO060500299IT
Page 7 of 52

5 Equipments Used during Test

Radiated Emission						
Item	Equipment	Manufacturer	M/N	S/N	Last Cal.	Next Cal.
1	Bilog Antenna	Chase	CBL6111	1146	2006.09.18	2007.03.18
2	Test Receiver	R&S	ESVS10	844594/001	2006.04.18	2007.04.18
3	Spectrum Analyzer	HP	8593EM	3628A00167	2006.04.18	2007.04.18

Conducted Emission						
Item	Test Equipment	Manufacturer	Model No.	Serial No.	Cal. Date (dd-mm-yy)	Cal.Due date (dd-mm-yy)
1	EMI test receiver	Rohde & Schwarz	ESCS30	100086	2005-6-29	2006-6-28
2	Line impedance stabilization network	ETS	3816/2	00034161	2005-6-29	2006-6-28

General Equipment

Item	Test Equipment	Manufacturer	Model No.	Serial No.	Cal. Date	Due date
1	Temp-Humidity Meter	ZHI CHENG	ZC1-2	1#	2006.09.18	2007.03.17
2	Barometer	JIANG SHAN YI BIAO FACTORY	DYM3	943	2006.03.18	2007.03.17
3	Barometer	Shanghai fengyun qixiang	DYM3	04011724	2005.01.26	2007.01.25
4	temperature& humidity recorder	ShangHai weather meter work	ZJ 1-2B	501122	2006.02.15	2007.02.14

SGS-CSTC Standards Technical Services Co., Ltd.

1/F, 7/F, 9/F, 10/F, the 3rd Building No. 889,
Yishan Road, Xuhui District, Shanghai, China

Telephone: +86 (0) 21 6495 1616
Fax: +86 (0) 21 5450 0954
Tino_Pan@sgs.com

Report No.: SHEMO060500299IT
Page 8 of 52

6 Emission Test Results

6.1 Radiated Emissions, 30MHz to 1GHz

Test Requirement:	CFR 47 Part 15
Test Method:	ANSI C63.4, CISPR 22
Test Date:	May 20, 2006
Frequency Range:	30MHz to 1GHz
Measurement Distance:	3m for ANSI C63.4 and 10m for CISPR 22
Class:	N/A
Detector:	Peak for pre-scan (120kHz resolution bandwidth)

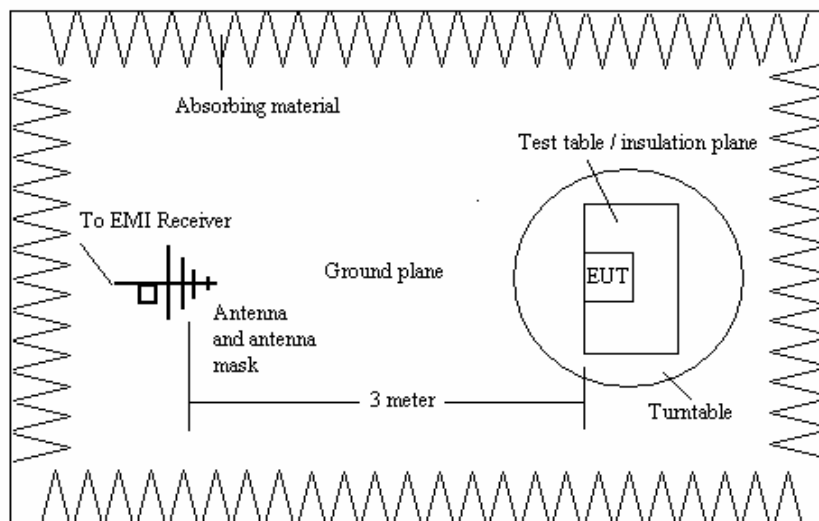
6.1.1 E.U.T. Operation

Operating Environment:

Temperature: 25.0°C Humidity: 55 % RH Atmospheric Pressure: 1004 mbar

EUT Operation: EUT allocated channel mode Charging, GSM850, PCS 1900 with headset.

6.1.2 Test setup:



SGS-CSTC Standards Technical Services Co., Ltd.

1/F, 7/F, 9/F, 10/F, the 3rd Building No. 889,
Yishan Road, Xuhui District, Shanghai, China

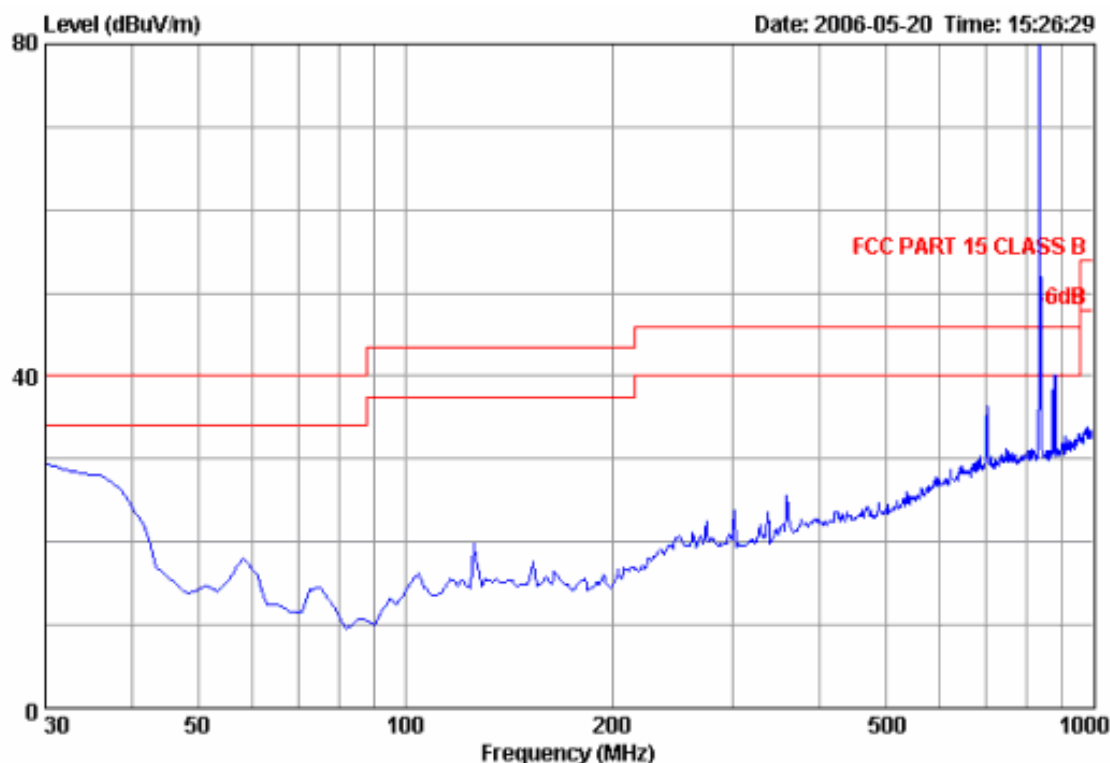
Telephone: +86 (0) 21 6495 1616
Fax: +86 (0) 21 5450 0954
Tino_Pan@sgs.com

Report No.: SHEMO060500299IT
Page 9 of 52

6.1.3 Test Result:

GSM 850 connected: (test Mobile with 3DS09371AGAA of Leader power adaptor and headset.)

Horizontal:



Frequency (MHz)	Antenna Polarization	Receiver QP Reading (dBuV/m)	Limit (dBuV/m)	Margin (dB)	Antenna Height (cm)	Turntable Angle (°)
30	Horizontal	*	40	*	-	-
45	Horizontal	*	40	*	-	-
88	Horizontal	*	43.5	*	-	-
150	Horizontal	*	43.5	*	-	-
216	Horizontal	*	46	*	-	-
560	Horizontal	*	46	*	-	-
960	Horizontal	*	54	*	-	-
1000	Horizontal	*	54	*	-	-

1. All readings are Peak values.

2. “*” means the emission level is 6 dB below the relevant limit.

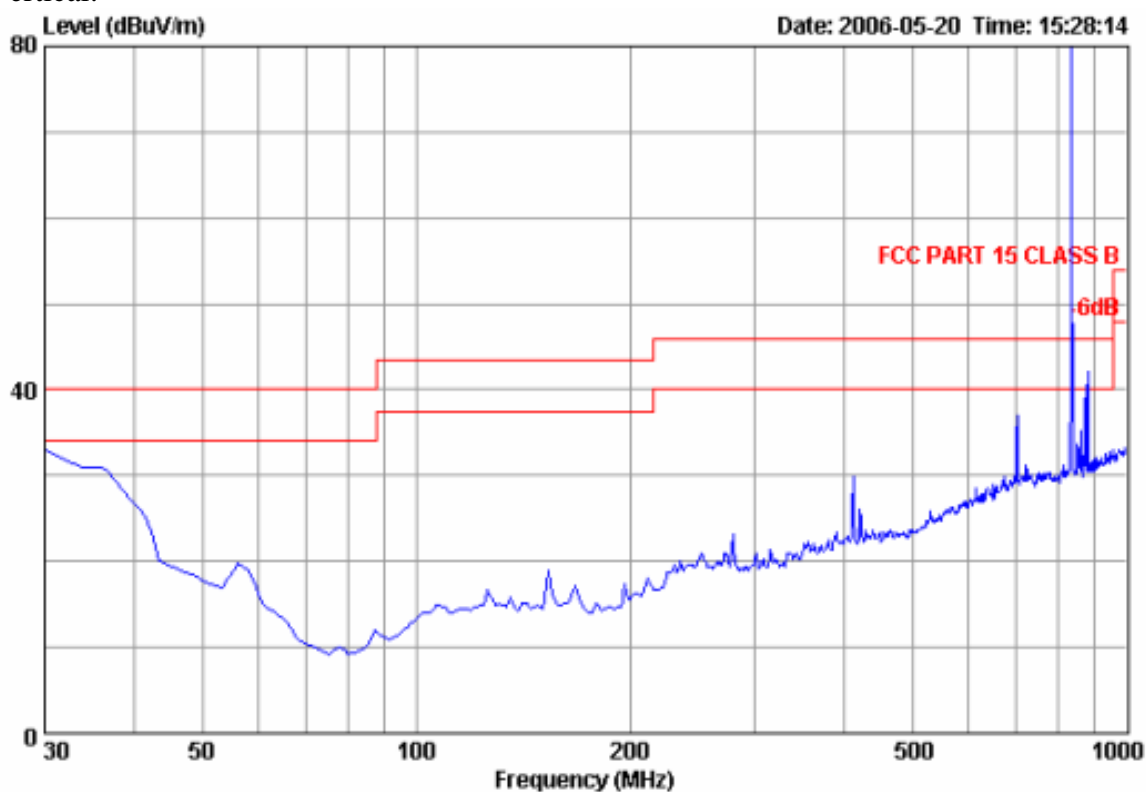
SGS-CSTC Standards Technical Services Co., Ltd.

1/F, 7/F, 9/F, 10/F, the 3rd Building No. 889,
Yishan Road, Xuhui District, Shanghai, China

Telephone: +86 (0) 21 6495 1616
Fax: +86 (0) 21 5450 0954
Tino_Pan@sgs.com

Report No.: SHEMO060500299IT
Page 10 of 52

Vertical:



Frequency (MHz)	Antenna Polarization	Receiver QP Reading (dBuV/m)	Limit (dBuV/m)	Margin (dB)	Antenna Height (cm)	Turntable Angle (°)
30	Horizontal	*	40	*	-	-
45	Horizontal	*	40	*	-	-
88	Horizontal	*	43.5	*	-	-
150	Horizontal	*	43.5	*	-	-
216	Horizontal	*	46	*	-	-
560	Horizontal	*	46	*	-	-
960	Horizontal	*	54	*	-	-
1000	Horizontal	*	54	*	-	-

1. All readings are Peak values.
2. "*" means the emission level is 6 dB below the relevant limit.

SGS-CSTC Standards Technical Services Co., Ltd.

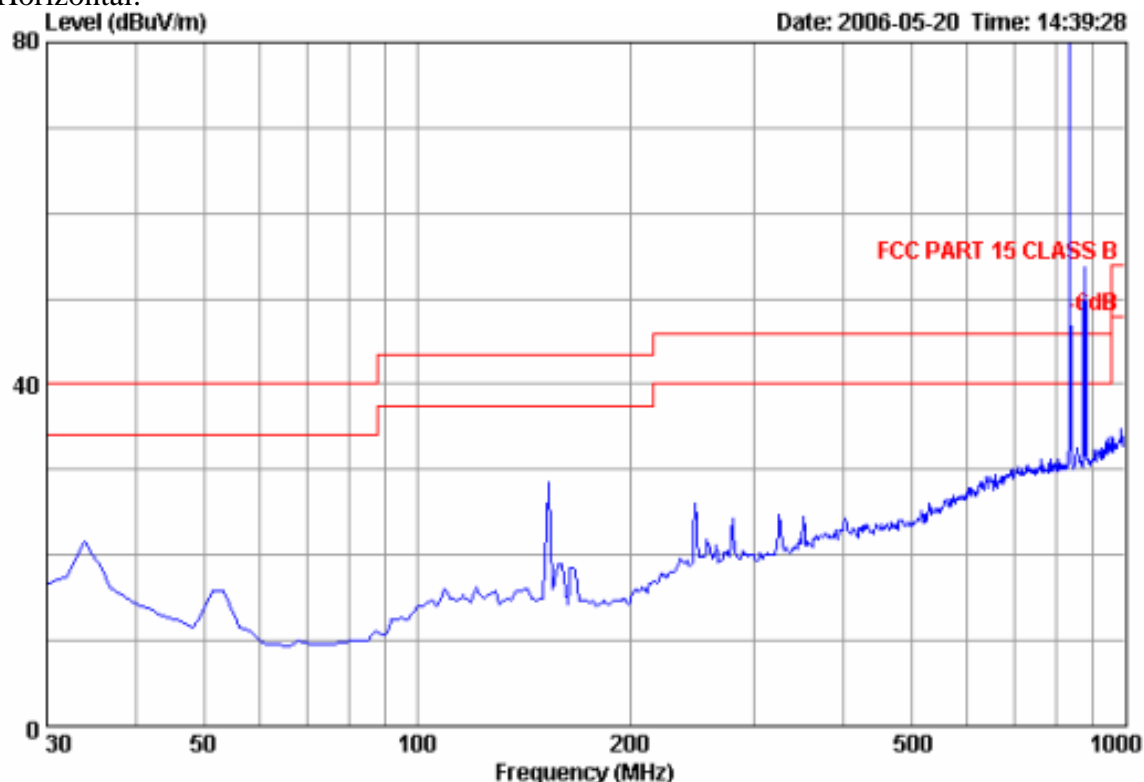
1/F, 7/F, 9/F, 10/F, the 3rd Building No. 889,
Yishan Road, Xuhui District, Shanghai, China

Telephone: +86 (0) 21 6495 1616
Fax: +86 (0) 21 5450 0954
Tino_Pan@sgs.com

Report No.: SHEMA060500299IT
Page 11 of 52

GSM 850 connected: (test Mobile with 3DS09371AGAA of Astec power adaptor and headset.)

Horizontal:



Frequency (MHz)	Antenna Polarization	Receiver QP Reading (dBuV/m)	Limit (dBuV/m)	Margin (dB)	Antenna Height (cm)	Turntable Angle (°)
30	Horizontal	*	40	*	-	-
45	Horizontal	*	40	*	-	-
88	Horizontal	*	43.5	*	-	-
150	Horizontal	*	43.5	*	-	-
216	Horizontal	*	46	*	-	-
560	Horizontal	*	46	*	-	-
960	Horizontal	*	54	*	-	-
1000	Horizontal	*	54	*	-	-

1. All readings are Peak values.

2. "*" means the emission level is 6 dB below the relevant limit.

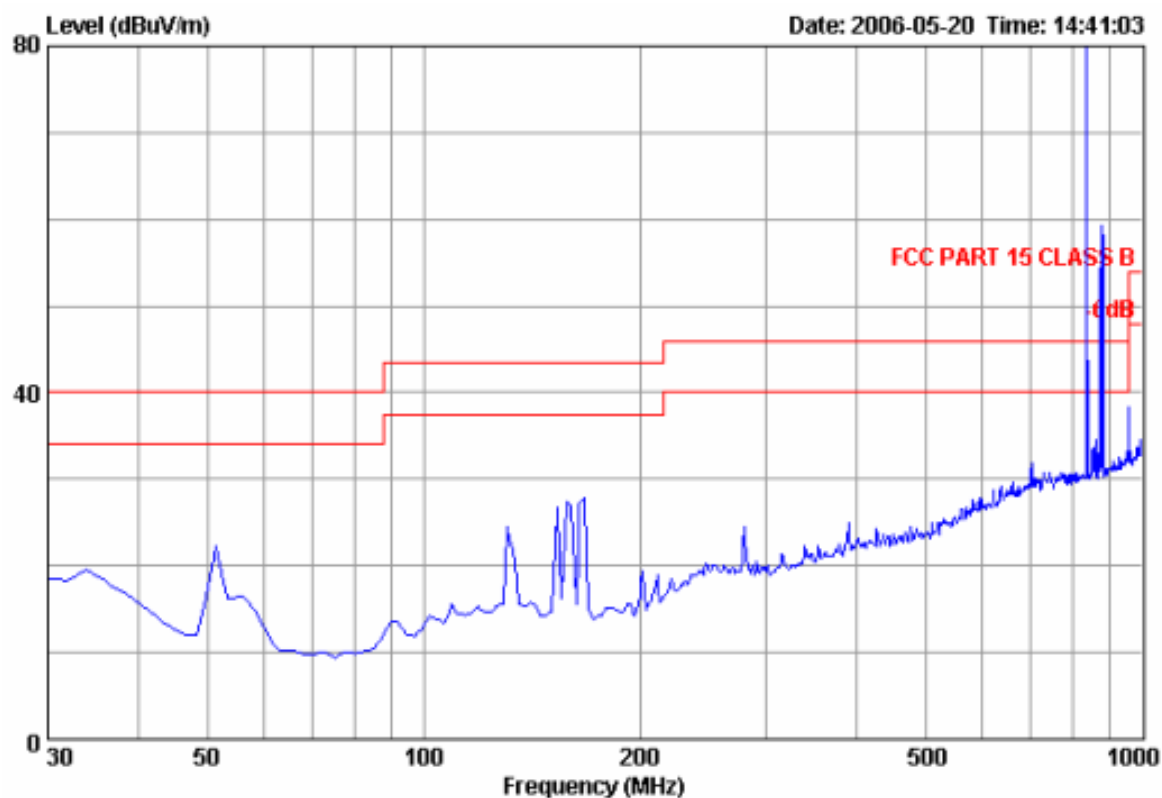
SGS-CSTC Standards Technical Services Co., Ltd.

1/F, 7/F, 9/F, 10/F, the 3rd Building No. 889,
Yishan Road, Xuhui District, Shanghai, China

Telephone: +86 (0) 21 6495 1616
Fax: +86 (0) 21 5450 0954
Tino_Pan@sgs.com

Report No.: SHEMA060500299IT
Page 12 of 52

Vertical:



Frequency (MHz)	Antenna Polarization	Receiver QP Reading (dBUV/m)	Limit (dBUV/m)	Margin (dB)	Antenna Height (cm)	Turntable Angle (°)
30	Horizontal	*	40	*	-	-
45	Horizontal	*	40	*	-	-
88	Horizontal	*	43.5	*	-	-
150	Horizontal	*	43.5	*	-	-
216	Horizontal	*	46	*	-	-
560	Horizontal	*	46	*	-	-
960	Horizontal	*	54	*	-	-
1000	Horizontal	*	54	*	-	-

1. All readings are Peak values.
2. “*” means the emission level is 6 dB below the relevant limit.

SGS-CSTC Standards Technical Services Co., Ltd.

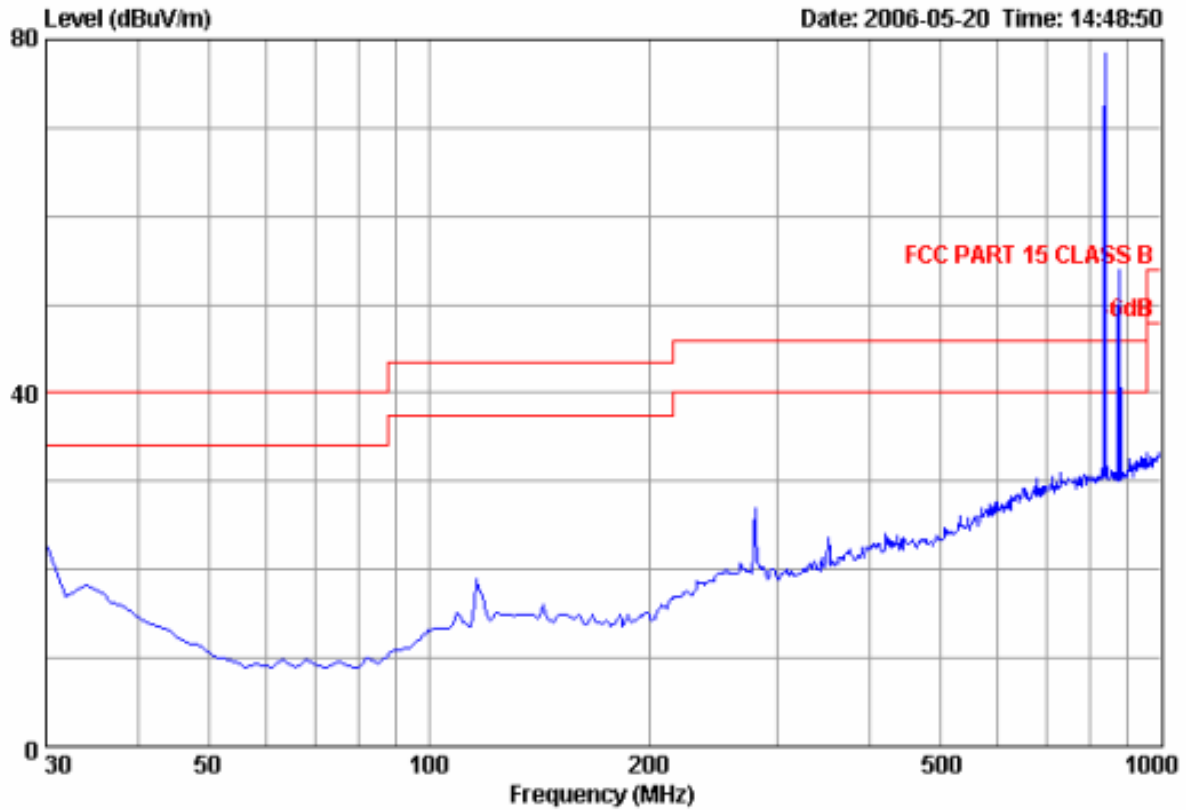
1/F, 7/F, 9/F, 10/F, the 3rd Building No. 889,
Yishan Road, Xuhui District, Shanghai, China

Telephone: +86 (0) 21 6495 1616
Fax: +86 (0) 21 5450 0954
Tino_Pan@sgs.com

Report No.: SHEMA060500299IT
Page 13 of 52

GSM 850 connected: (test Mobile with 3DS09371AAAA of Astec power adaptor and headset.)

Horizontal:



Frequency (MHz)	Antenna Polarization	Receiver QP Reading (dBuV/m)	Limit (dBuV/m)	Margin (dB)	Antenna Height (cm)	Turntable Angle (°)
30	Horizontal	*	40	*	-	-
45	Horizontal	*	40	*	-	-
88	Horizontal	*	43.5	*	-	-
150	Horizontal	*	43.5	*	-	-
216	Horizontal	*	46	*	-	-
560	Horizontal	*	46	*	-	-
960	Horizontal	*	54	*	-	-
1000	Horizontal	*	54	*	-	-

1. All readings are Peak values.

2. "*" means the emission level is 6 dB below the relevant limit.

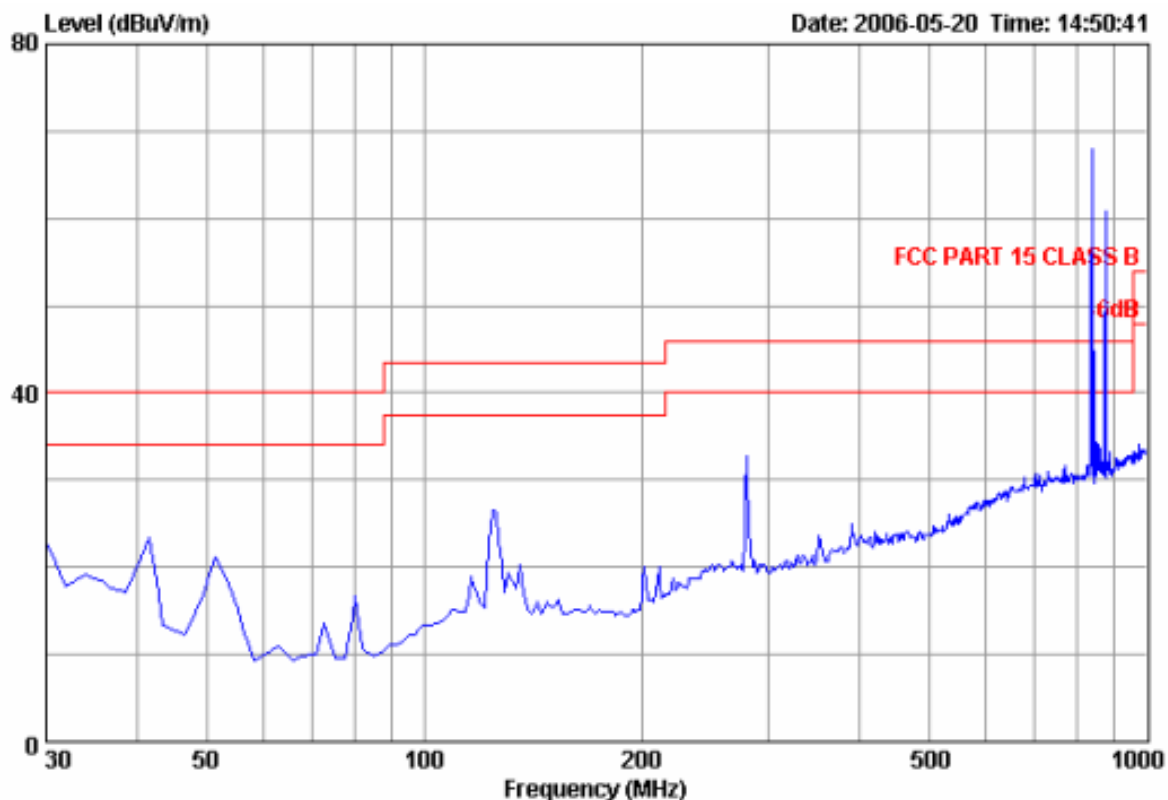
SGS-CSTC Standards Technical Services Co., Ltd.

1/F, 7/F, 9/F, 10/F, the 3rd Building No. 889,
Yishan Road, Xuhui District, Shanghai, China

Telephone: +86 (0) 21 6495 1616
Fax: +86 (0) 21 5450 0954
Tino_Pan@sgs.com

Report No.: SHEMO060500299IT
Page 14 of 52

Vertical:



Frequency (MHz)	Antenna Polarization	Receiver QP Reading (dBUV/m)	Limit (dBUV/m)	Margin (dB)	Antenna Height (cm)	Turntable Angle (°)
30	Horizontal	*	40	*	-	-
45	Horizontal	*	40	*	-	-
88	Horizontal	*	43.5	*	-	-
150	Horizontal	*	43.5	*	-	-
216	Horizontal	*	46	*	-	-
560	Horizontal	*	46	*	-	-
960	Horizontal	*	54	*	-	-
1000	Horizontal	*	54	*	-	-

1. All readings are Peak values.
2. “*” means the emission level is 6 dB below the relevant limit.

SGS-CSTC Standards Technical Services Co., Ltd.

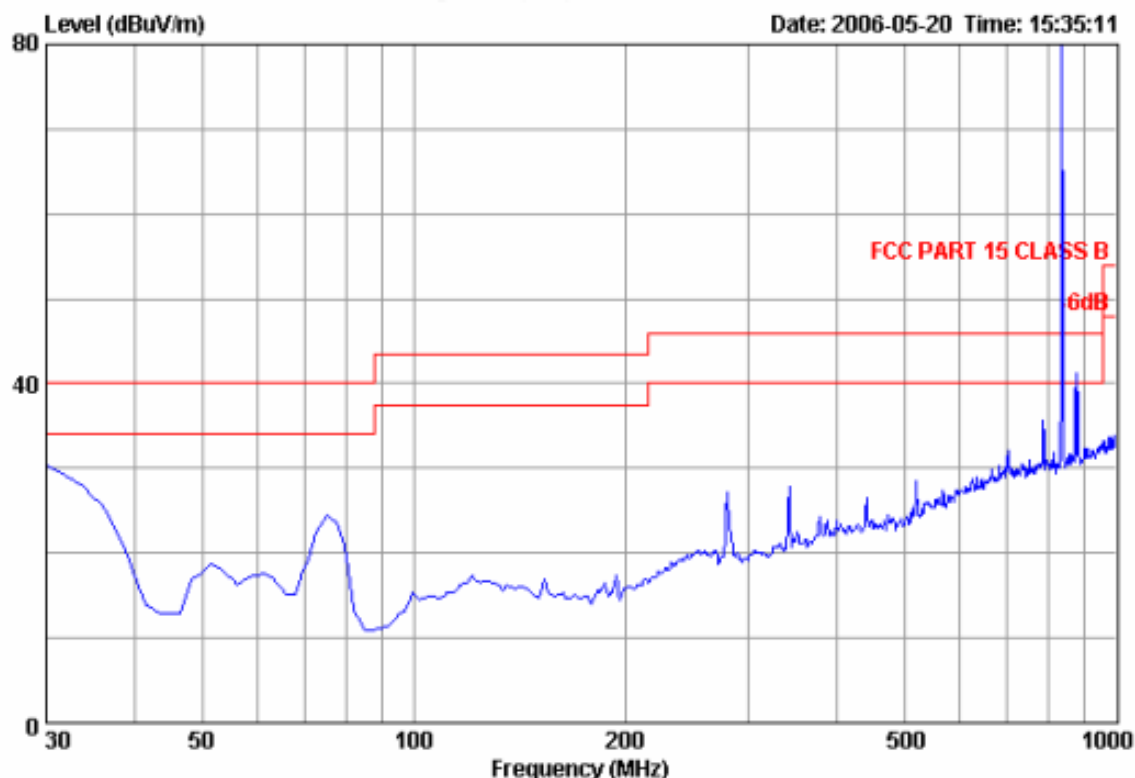
1/F, 7/F, 9/F, 10/F, the 3rd Building No. 889,
Yishan Road, Xuhui District, Shanghai, China

Telephone: +86 (0) 21 6495 1616
Fax: +86 (0) 21 5450 0954
Tino_Pan@sgs.com

Report No.: SHEMO060500299IT
Page 15 of 52

GSM 850 connected: (test Mobile with 3DS09371AAAA of Leader power adaptor and headset.)

Horizontal:



Frequency (MHz)	Antenna Polarization	Receiver QP Reading (dBuV/m)	Limit (dBuV/m)	Margin (dB)	Antenna Height (cm)	Turntable Angle (°)
30	Horizontal	*	40	*	-	-
45	Horizontal	*	40	*	-	-
88	Horizontal	*	43.5	*	-	-
150	Horizontal	*	43.5	*	-	-
216	Horizontal	*	46	*	-	-
560	Horizontal	*	46	*	-	-
960	Horizontal	*	54	*	-	-
1000	Horizontal	*	54	*	-	-

1. All readings are Peak values.
2. "*" means the emission level is 6 dB below the relevant limit.

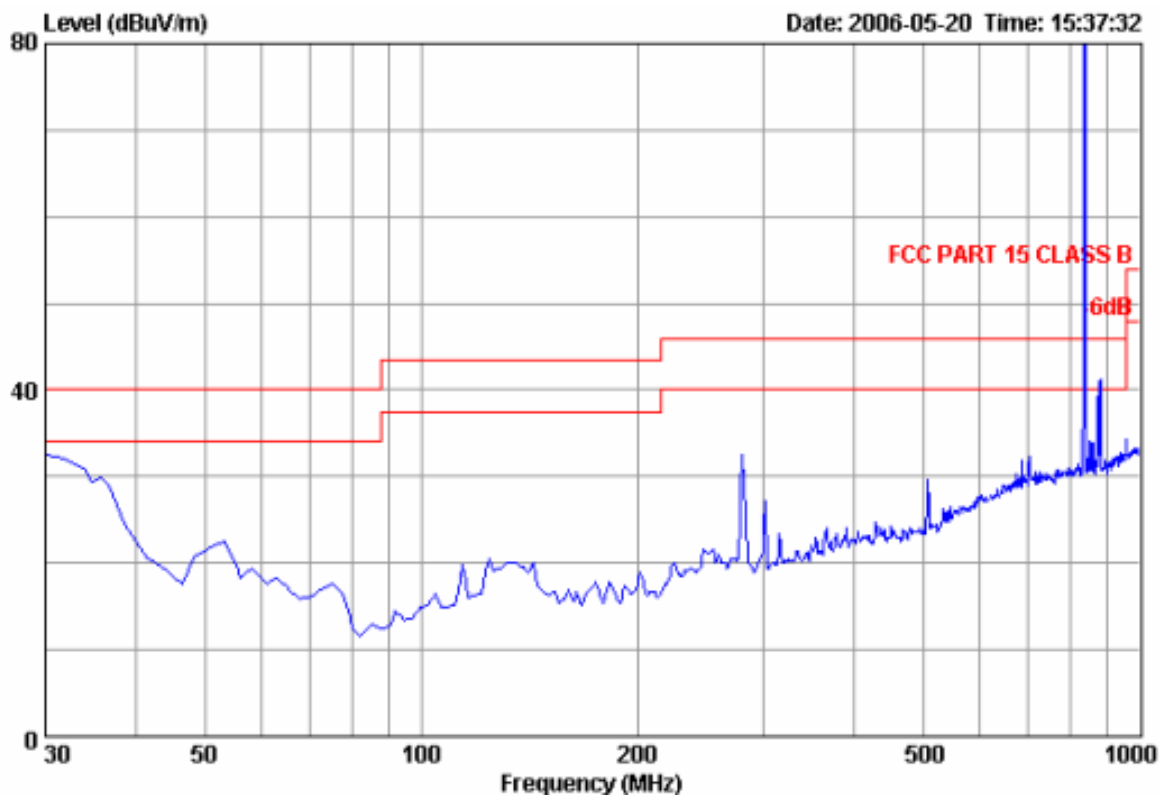
SGS-CSTC Standards Technical Services Co., Ltd.

1/F, 7/F, 9/F, 10/F, the 3rd Building No. 889,
Yishan Road, Xuhui District, Shanghai, China

Telephone: +86 (0) 21 6495 1616
Fax: +86 (0) 21 5450 0954
Tino_Pan@sgs.com

Report No.: SHEMO060500299IT
Page 16 of 52

Vertical:



Frequency (MHz)	Antenna Polarization	Receiver QP Reading (dBuV/m)	Limit (dBuV/m)	Margin (dB)	Antenna Height (cm)	Turntable Angle (°)
30	Horizontal	*	40	*	-	-
45	Horizontal	*	40	*	-	-
88	Horizontal	*	43.5	*	-	-
150	Horizontal	*	43.5	*	-	-
216	Horizontal	*	46	*	-	-
560	Horizontal	*	46	*	-	-
960	Horizontal	*	54	*	-	-
1000	Horizontal	*	54	*	-	-

1. All readings are Peak values.
2. “*” means the emission level is 6 dB below the relevant limit.

SGS-CSTC Standards Technical Services Co., Ltd.

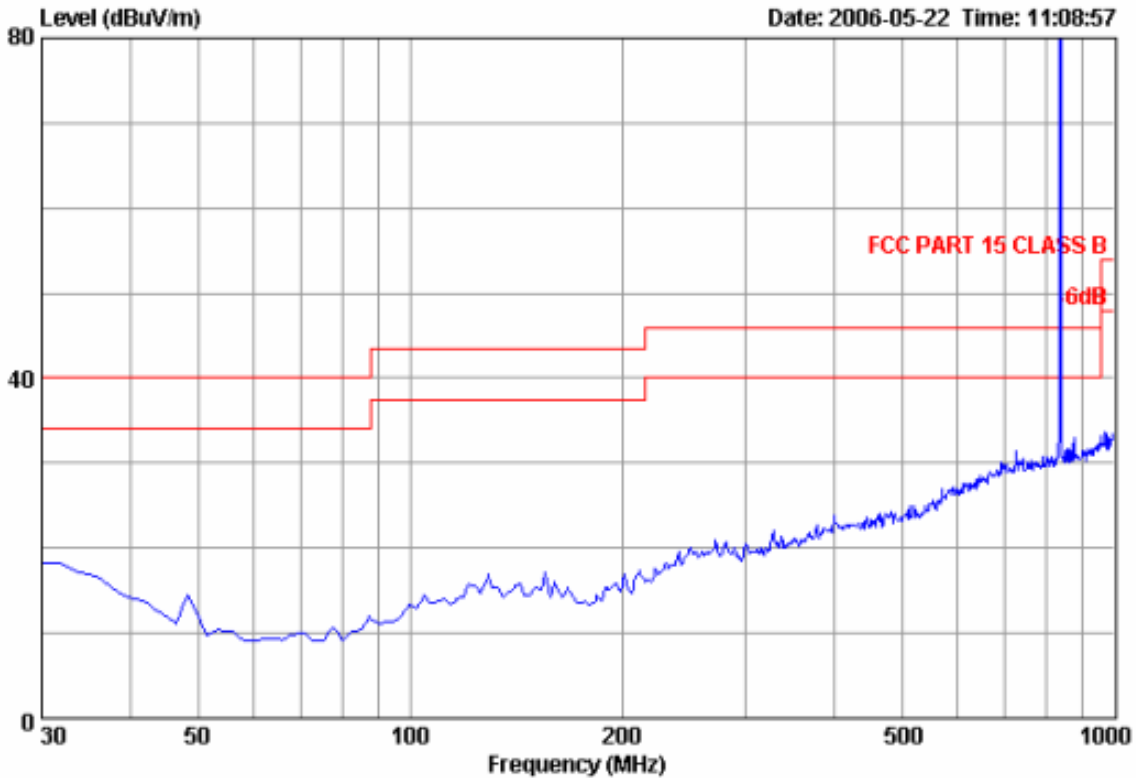
1/F, 7/F, 9/F, 10/F, the 3rd Building No. 889,
Yishan Road, Xuhui District, Shanghai, China

Telephone: +86 (0) 21 6495 1616
Fax: +86 (0) 21 5450 0954
Tino_Pan@sgs.com

Report No.: SHEMO060500299IT
Page 17 of 52

GSM 850 connected: (test Mobile with 3DS07848AAAA of Primax power adaptor and headset.)

Horizontal:



Frequency (MHz)	Antenna Polarization	Receiver QP Reading (dBuV/m)	Limit (dBuV/m)	Margin (dB)	Antenna Height (cm)	Turntable Angle (°)
30	Horizontal	*	40	*	-	-
45	Horizontal	*	40	*	-	-
88	Horizontal	*	43.5	*	-	-
150	Horizontal	*	43.5	*	-	-
216	Horizontal	*	46	*	-	-
560	Horizontal	*	46	*	-	-
960	Horizontal	*	54	*	-	-
1000	Horizontal	*	54	*	-	-

1. All readings are Peak values.
2. “*” means the emission level is 6 dB below the relevant limit.

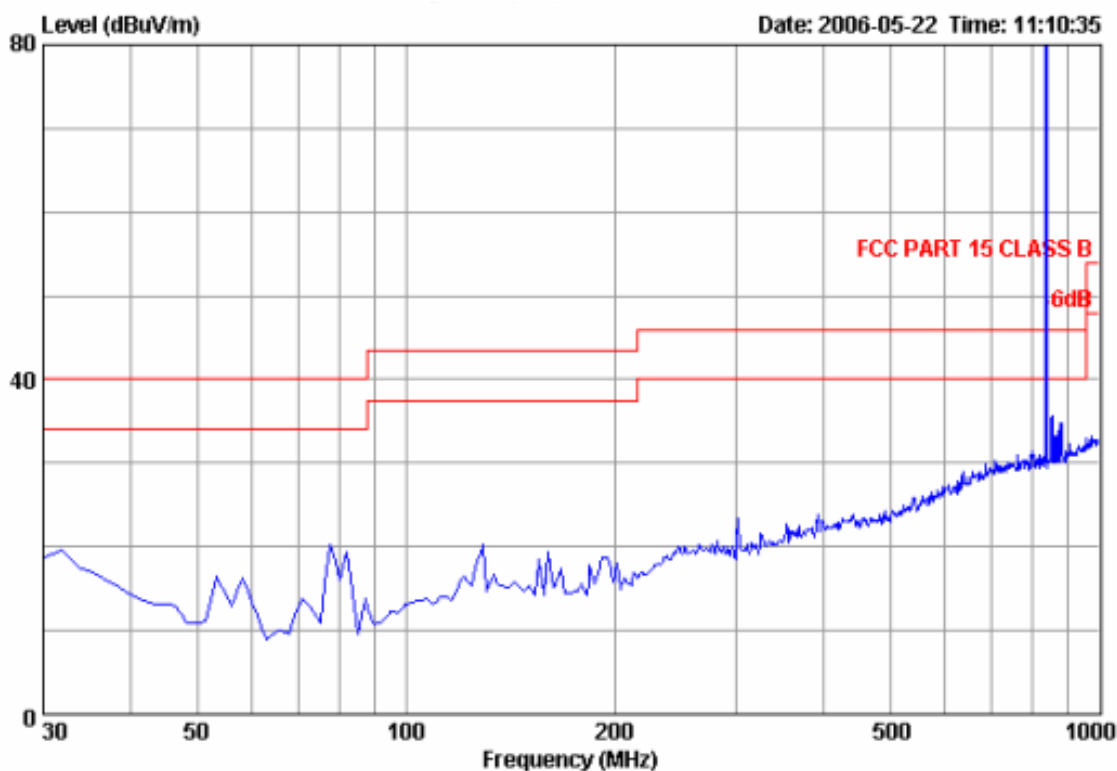
SGS-CSTC Standards Technical Services Co., Ltd.

1/F, 7/F, 9/F, 10/F, the 3rd Building No. 889,
Yishan Road, Xuhui District, Shanghai, China

Telephone: +86 (0) 21 6495 1616
Fax: +86 (0) 21 5450 0954
Tino_Pan@sgs.com

Report No.: SHEMA060500299IT
Page 18 of 52

Vertical:



Frequency (MHz)	Antenna Polarization	Receiver QP Reading (dBuV/m)	Limit (dBuV/m)	Margin (dB)	Antenna Height (cm)	Turntable Angle (°)
30	Horizontal	*	40	*	-	-
45	Horizontal	*	40	*	-	-
88	Horizontal	*	43.5	*	-	-
150	Horizontal	*	43.5	*	-	-
216	Horizontal	*	46	*	-	-
560	Horizontal	*	46	*	-	-
960	Horizontal	*	54	*	-	-
1000	Horizontal	*	54	*	-	-

1. All readings are Peak values.
2. "*" means the emission level is 6 dB below the relevant limit.

SGS-CSTC Standards Technical Services Co., Ltd.

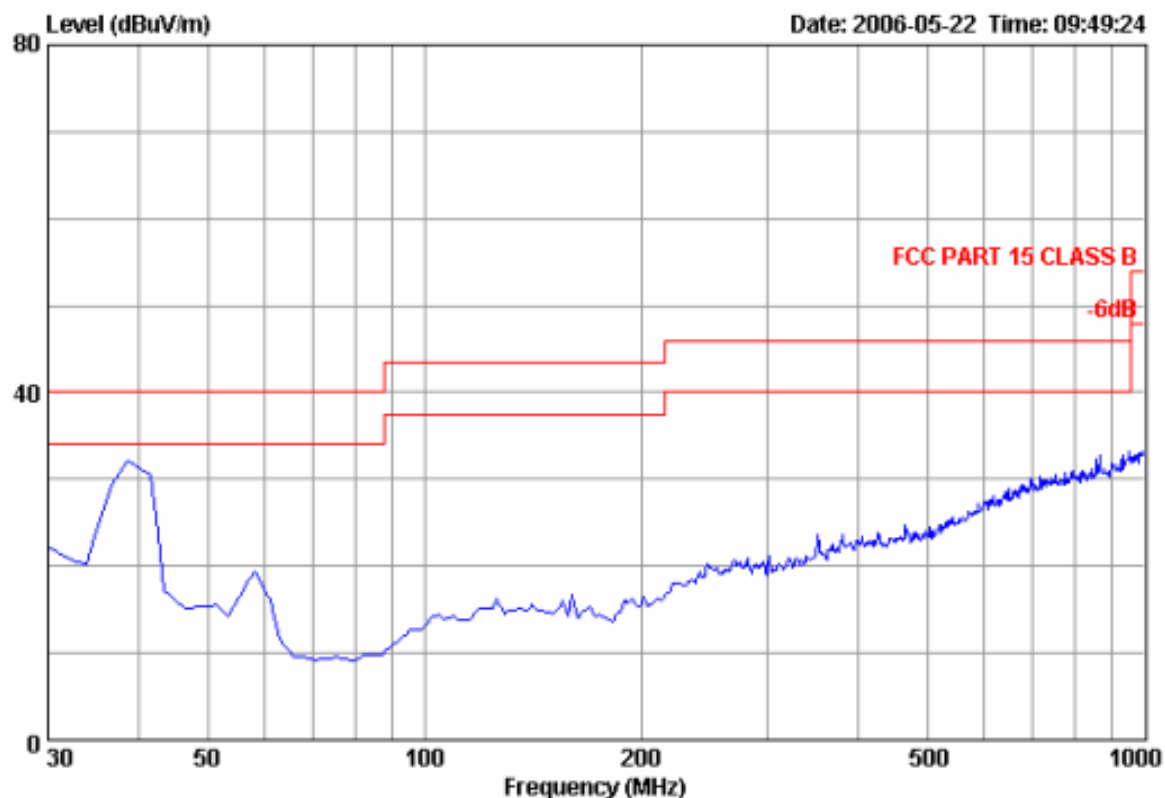
1/F, 7/F, 9/F, 10/F, the 3rd Building No. 889,
Yishan Road, Xuhui District, Shanghai, China

Telephone: +86 (0) 21 6495 1616
Fax: +86 (0) 21 5450 0954
Tino_Pan@sgs.com

Report No.: SHEMO060500299IT
Page 19 of 52

PCS 1900 connected: (test Mobile with 3DS09371AGAA of Leader power adaptor and headset.)

Horizontal:



Frequency (MHz)	Antenna Polarization	Receiver QP Reading (dBuV/m)	Limit (dBuV/m)	Margin (dB)	Antenna Height (cm)	Turntable Angle (°)
30	Horizontal	*	40	*	-	-
45	Horizontal	*	40	*	-	-
88	Horizontal	*	43.5	*	-	-
150	Horizontal	*	43.5	*	-	-
216	Horizontal	*	46	*	-	-
560	Horizontal	*	46	*	-	-
960	Horizontal	*	54	*	-	-
1000	Horizontal	*	54	*	-	-

1. All readings are Peak values.

2. "*" means the emission level is 6 dB below the relevant limit.

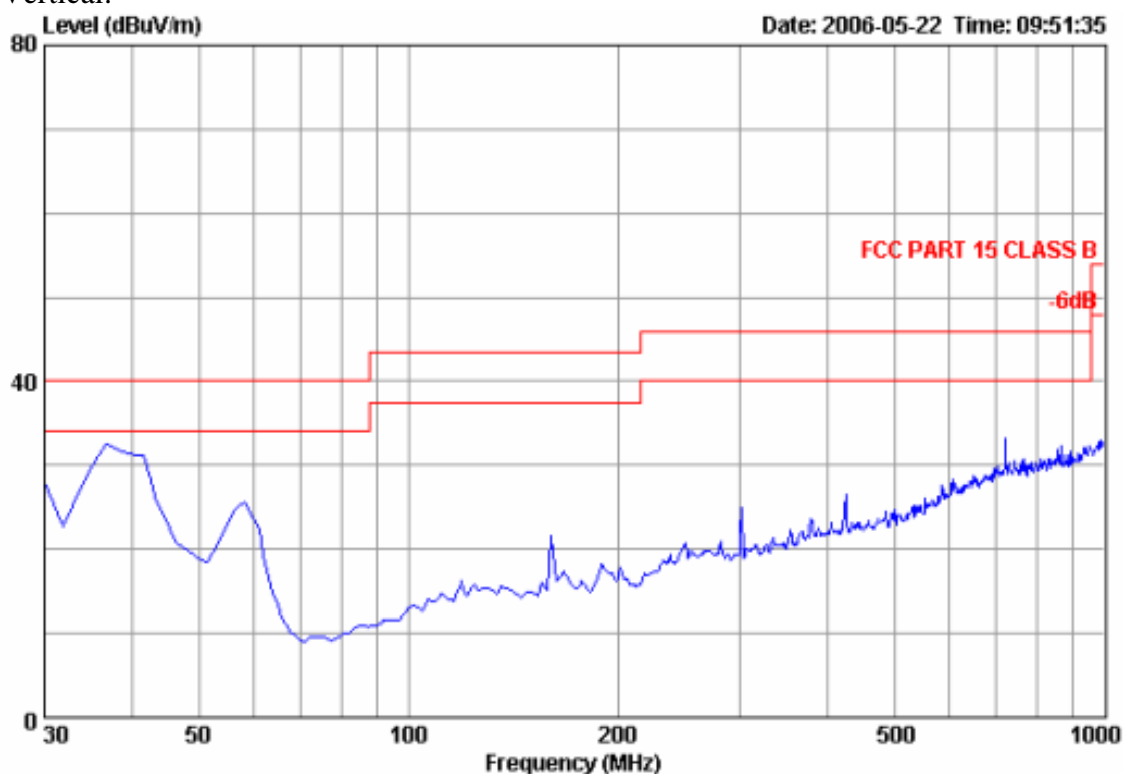
SGS-CSTC Standards Technical Services Co., Ltd.

1/F, 7/F, 9/F, 10/F, the 3rd Building No. 889,
Yishan Road, Xuhui District, Shanghai, China

Telephone: +86 (0) 21 6495 1616
Fax: +86 (0) 21 5450 0954
Tino_Pan@sgs.com

Report No.: SHEMO060500299IT
Page 20 of 52

Vertical:



Frequency (MHz)	Antenna Polarization	Receiver QP Reading (dBuV/m)	Limit (dBuV/m)	Margin (dB)	Antenna Height (cm)	Turntable Angle (°)
30	Horizontal	*	40	*	-	-
45	Horizontal	*	40	*	-	-
88	Horizontal	*	43.5	*	-	-
150	Horizontal	*	43.5	*	-	-
216	Horizontal	*	46	*	-	-
560	Horizontal	*	46	*	-	-
960	Horizontal	*	54	*	-	-
1000	Horizontal	*	54	*	-	-

1. All readings are Peak values.
2. "*" means the emission level is 6 dB below the relevant limit.

SGS-CSTC Standards Technical Services Co., Ltd.

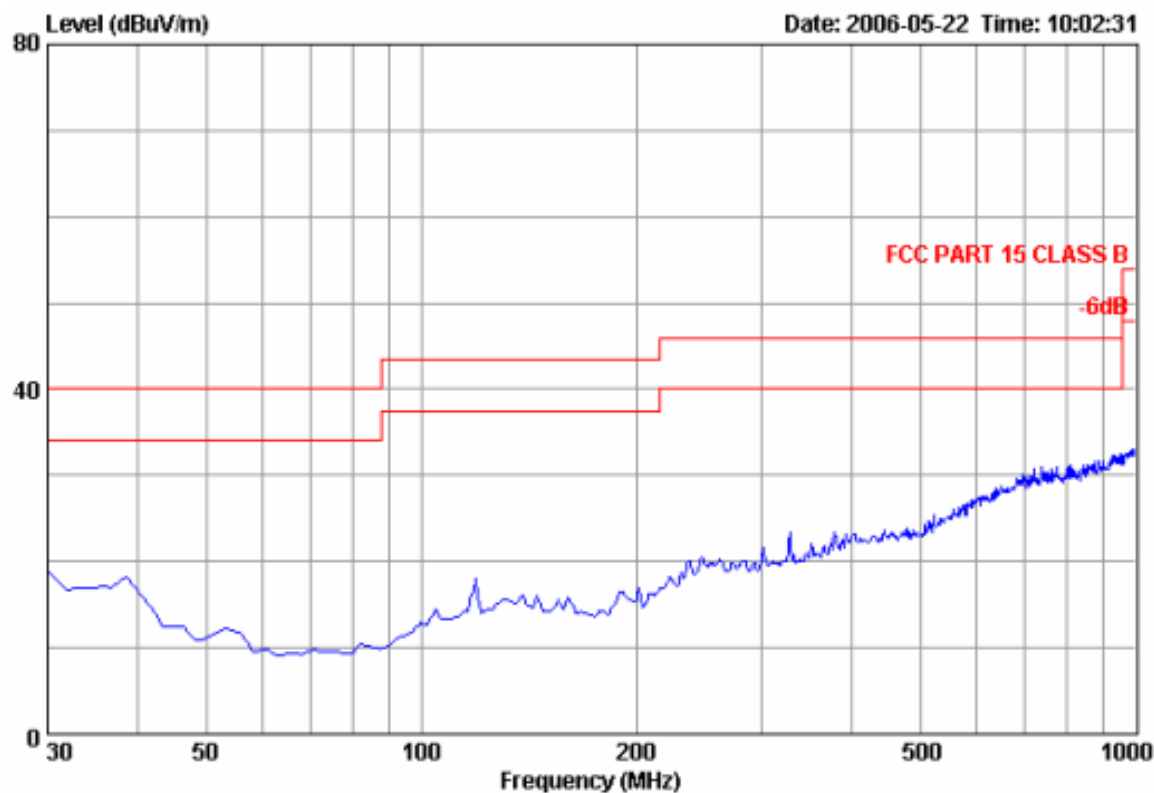
1/F, 7/F, 9/F, 10/F, the 3rd Building No. 889,
Yishan Road, Xuhui District, Shanghai, China

Telephone: +86 (0) 21 6495 1616
Fax: +86 (0) 21 5450 0954
Tino_Pan@sgs.com

Report No.: SHEMA060500299IT
Page 21 of 52

PCS 1900 connected: (test Mobile with 3DS09371AGAA of Astec power adaptor and headset.)

Horizontal:



Frequency (MHz)	Antenna Polarization	Receiver QP Reading (dBuV/m)	Limit (dBuV/m)	Margin (dB)	Antenna Height (cm)	Turntable Angle (°)
30	Horizontal	*	40	*	-	-
45	Horizontal	*	40	*	-	-
88	Horizontal	*	43.5	*	-	-
150	Horizontal	*	43.5	*	-	-
216	Horizontal	*	46	*	-	-
560	Horizontal	*	46	*	-	-
960	Horizontal	*	54	*	-	-
1000	Horizontal	*	54	*	-	-

1. All readings are Peak values.
2. "*" means the emission level is 6 dB below the relevant limit.

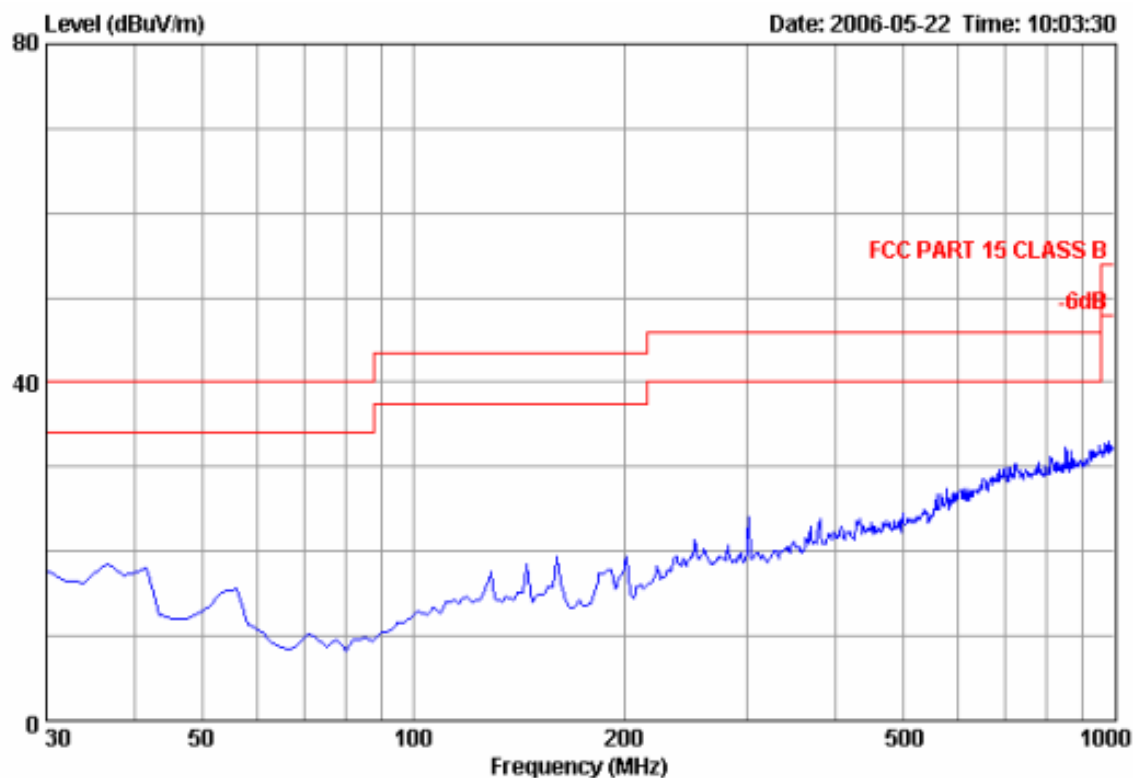
SGS-CSTC Standards Technical Services Co., Ltd.

1/F, 7/F, 9/F, 10/F, the 3rd Building No. 889,
Yishan Road, Xuhui District, Shanghai, China

Telephone: +86 (0) 21 6495 1616
Fax: +86 (0) 21 5450 0954
Tino_Pan@sgs.com

Report No.: SHEMA060500299IT
Page 22 of 52

Vertical:



Frequency (MHz)	Antenna Polarization	Receiver QP Reading (dBuV/m)	Limit (dBuV/m)	Margin (dB)	Antenna Height (cm)	Turntable Angle (°)
30	Horizontal	*	40	*	-	-
45	Horizontal	*	40	*	-	-
88	Horizontal	*	43.5	*	-	-
150	Horizontal	*	43.5	*	-	-
216	Horizontal	*	46	*	-	-
560	Horizontal	*	46	*	-	-
960	Horizontal	*	54	*	-	-
1000	Horizontal	*	54	*	-	-

1. All readings are Peak values.
2. "*" means the emission level is 6 dB below the relevant limit.

SGS-CSTC Standards Technical Services Co., Ltd.

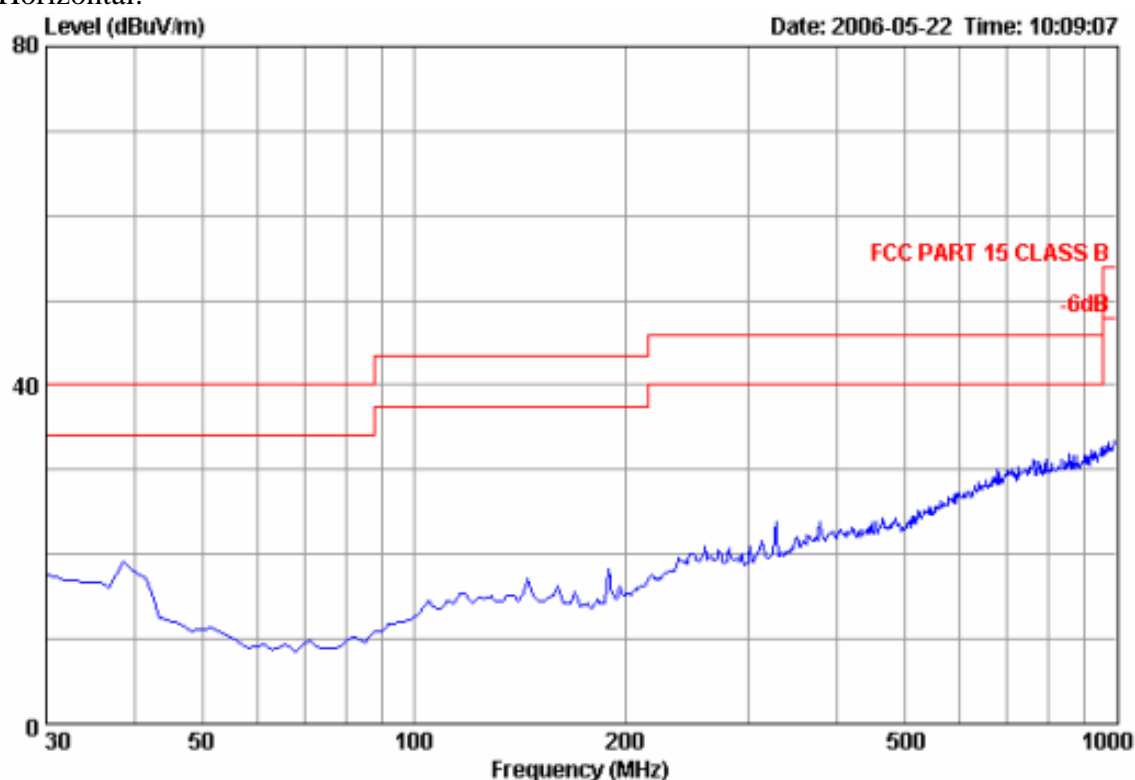
1/F, 7/F, 9/F, 10/F, the 3rd Building No. 889,
Yishan Road, Xuhui District, Shanghai, China

Telephone: +86 (0) 21 6495 1616
Fax: +86 (0) 21 5450 0954
Tino_Pan@sgs.com

Report No.: SHEMO060500299IT
Page 23 of 52

PCS 1900 connected: (test Mobile with 3DS09371AAAA of Astec power adaptor and headset.)

Horizontal:



Frequency (MHz)	Antenna Polarization	Receiver QP Reading (dBuV/m)	Limit (dBuV/m)	Margin (dB)	Antenna Height (cm)	Turntable Angle (°)
30	Horizontal	*	40	*	-	-
45	Horizontal	*	40	*	-	-
88	Horizontal	*	43.5	*	-	-
150	Horizontal	*	43.5	*	-	-
216	Horizontal	*	46	*	-	-
560	Horizontal	*	46	*	-	-
960	Horizontal	*	54	*	-	-
1000	Horizontal	*	54	*	-	-

1. All readings are Peak values.
2. "*" means the emission level is 6 dB below the relevant limit.

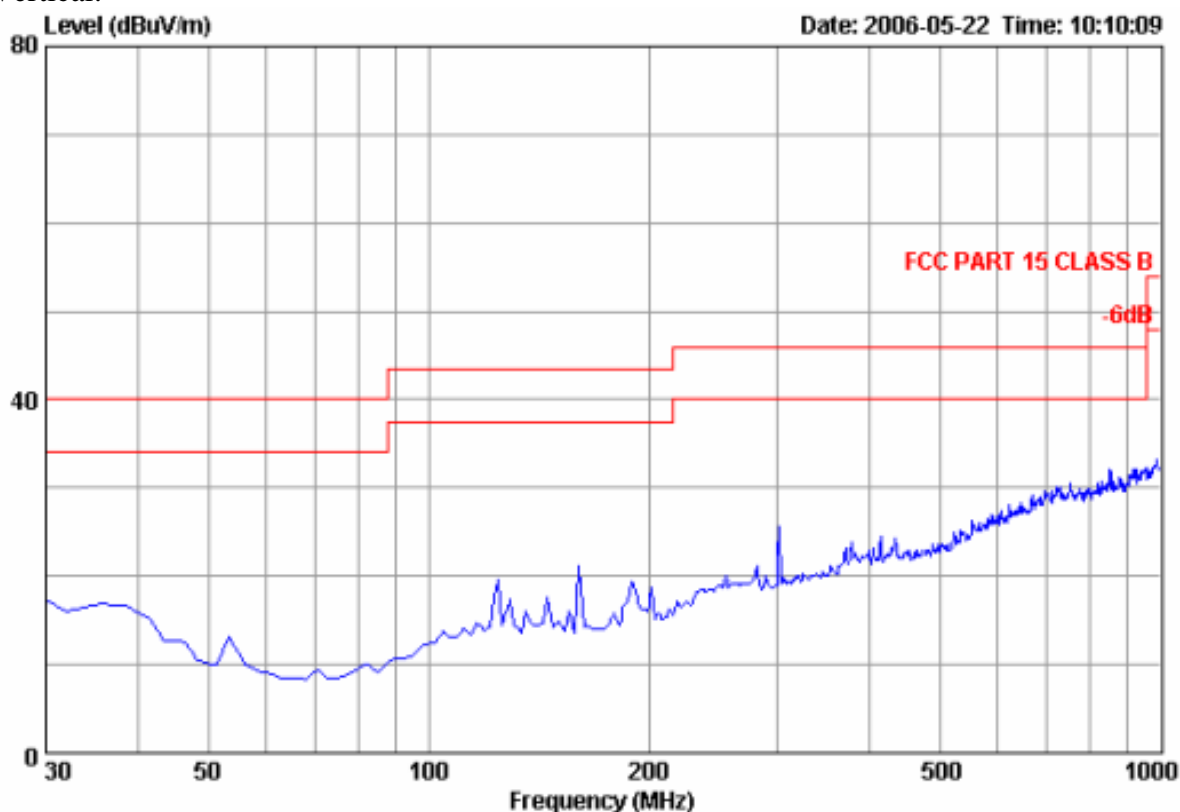
SGS-CSTC Standards Technical Services Co., Ltd.

1/F, 7/F, 9/F, 10/F, the 3rd Building No. 889,
Yishan Road, Xuhui District, Shanghai, China

Telephone: +86 (0) 21 6495 1616
Fax: +86 (0) 21 5450 0954
Tino_Pan@sgs.com

Report No.: SHEMA060500299IT
Page 24 of 52

Vertical:



Frequency (MHz)	Antenna Polarization	Receiver QP Reading (dBuV/m)	Limit (dBuV/m)	Margin (dB)	Antenna Height (cm)	Turntable Angle (°)
30	Horizontal	*	40	*	-	-
45	Horizontal	*	40	*	-	-
88	Horizontal	*	43.5	*	-	-
150	Horizontal	*	43.5	*	-	-
216	Horizontal	*	46	*	-	-
560	Horizontal	*	46	*	-	-
960	Horizontal	*	54	*	-	-
1000	Horizontal	*	54	*	-	-

1. All readings are Peak values.
2. “*” means the emission level is 6 dB below the relevant limit.

SGS-CSTC Standards Technical Services Co., Ltd.

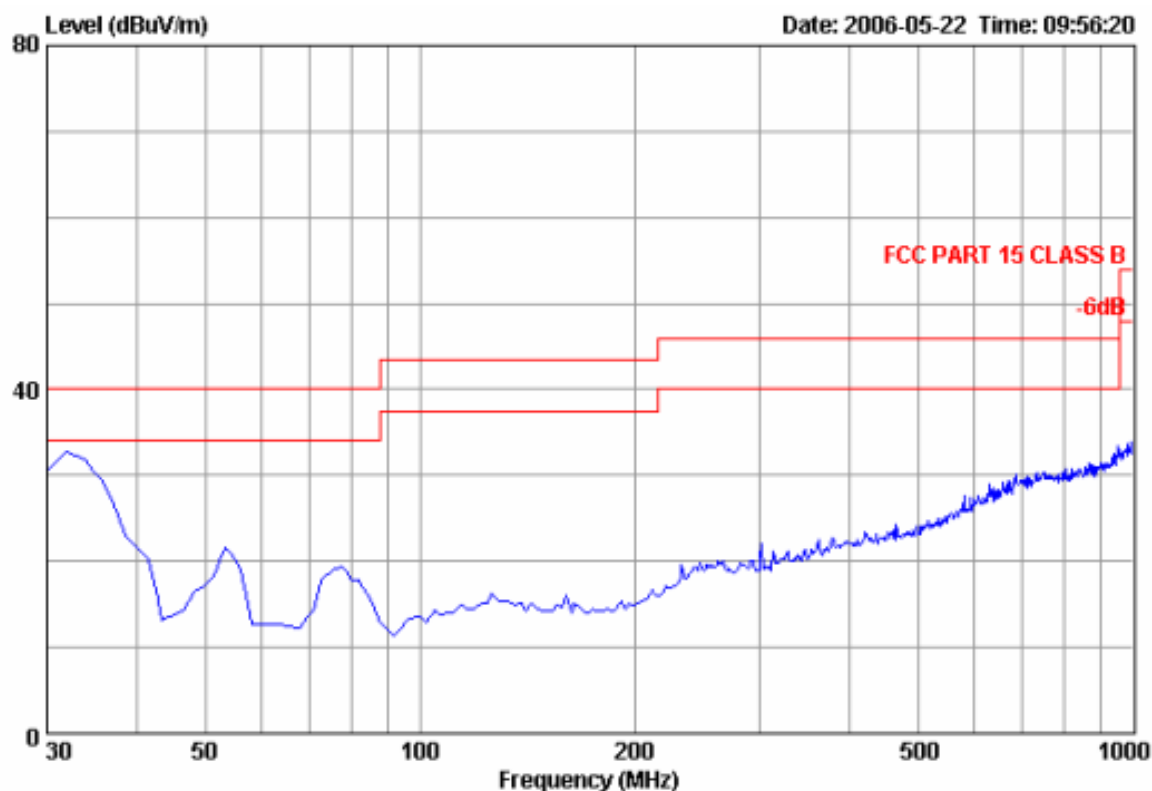
1/F, 7/F, 9/F, 10/F, the 3rd Building No. 889,
Yishan Road, Xuhui District, Shanghai, China

Telephone: +86 (0) 21 6495 1616
Fax: +86 (0) 21 5450 0954
Tino_Pan@sgs.com

Report No.: SHEMO060500299IT
Page 25 of 52

PCS 1900 connected: (test Mobile with 3DS09371AAAA of Leader power adaptor and headset.)

Horizontal:



Frequency (MHz)	Antenna Polarization	Receiver QP Reading (dBuV/m)	Limit (dBuV/m)	Margin (dB)	Antenna Height (cm)	Turntable Angle (°)
30	Horizontal	*	40	*	-	-
45	Horizontal	*	40	*	-	-
88	Horizontal	*	43.5	*	-	-
150	Horizontal	*	43.5	*	-	-
216	Horizontal	*	46	*	-	-
560	Horizontal	*	46	*	-	-
960	Horizontal	*	54	*	-	-
1000	Horizontal	*	54	*	-	-

1. All readings are Peak values.
2. "*" means the emission level is 6 dB below the relevant limit.

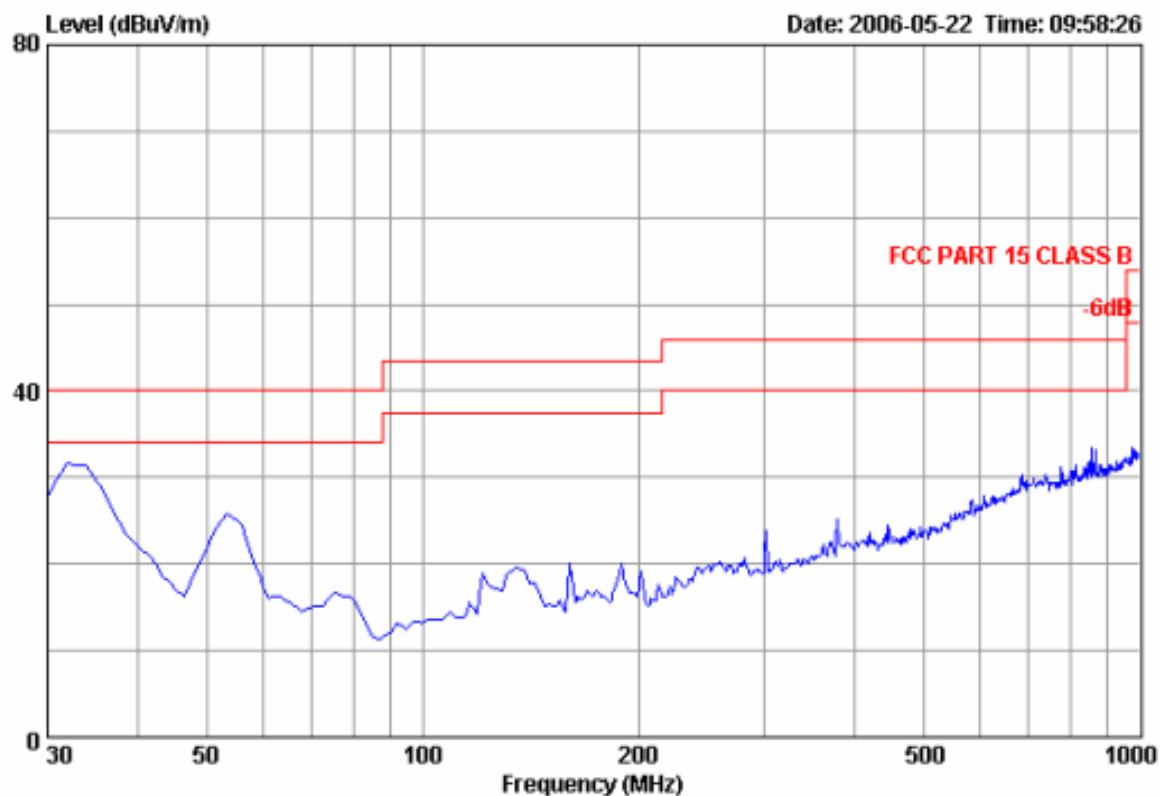
SGS-CSTC Standards Technical Services Co., Ltd.

1/F, 7/F, 9/F, 10/F, the 3rd Building No. 889,
Yishan Road, Xuhui District, Shanghai, China

Telephone: +86 (0) 21 6495 1616
Fax: +86 (0) 21 5450 0954
Tino_Pan@sgs.com

Report No.: SHEMA060500299IT
Page 26 of 52

Vertical:



Frequency (MHz)	Antenna Polarization	Receiver QP Reading (dBuV/m)	Limit (dBuV/m)	Margin (dB)	Antenna Height (cm)	Turntable Angle (°)
30	Horizontal	*	40	*	-	-
45	Horizontal	*	40	*	-	-
88	Horizontal	*	43.5	*	-	-
150	Horizontal	*	43.5	*	-	-
216	Horizontal	*	46	*	-	-
560	Horizontal	*	46	*	-	-
960	Horizontal	*	54	*	-	-
1000	Horizontal	*	54	*	-	-

1. All readings are Peak values.
2. "*" means the emission level is 6 dB below the relevant limit.

SGS-CSTC Standards Technical Services Co., Ltd.

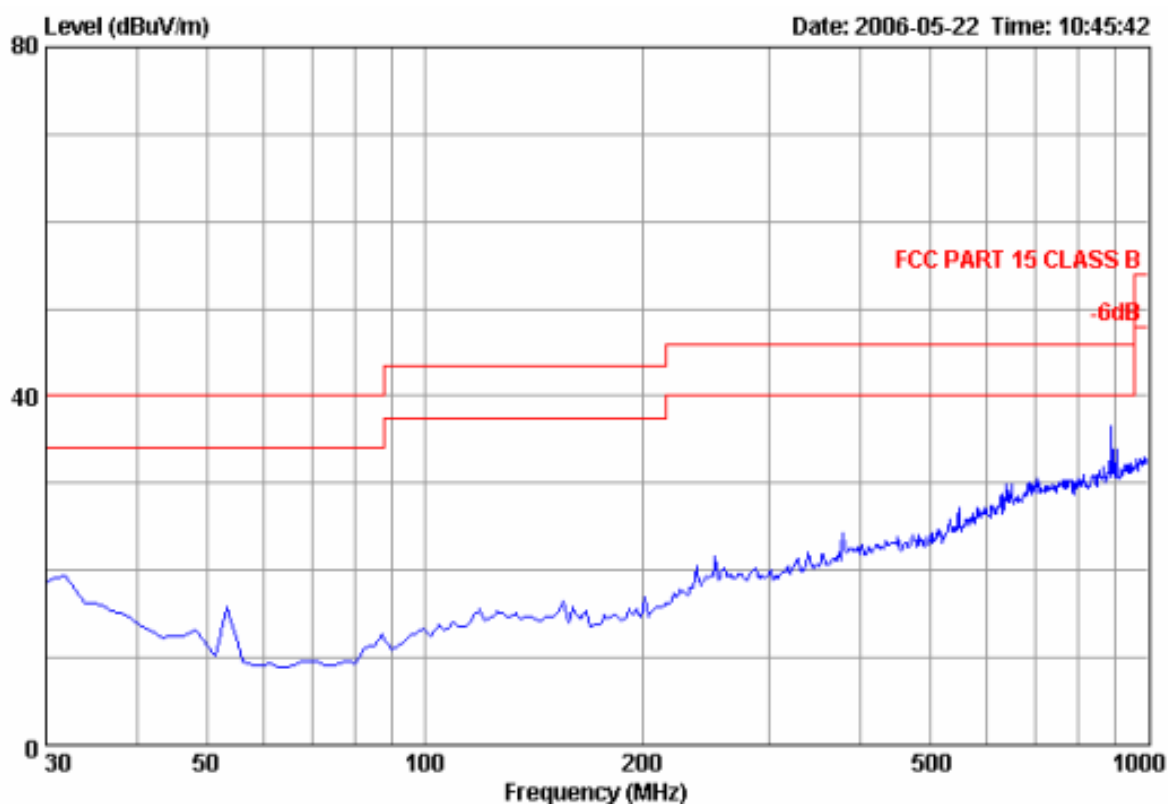
1/F, 7/F, 9/F, 10/F, the 3rd Building No. 889,
Yishan Road, Xuhui District, Shanghai, China

Telephone: +86 (0) 21 6495 1616
Fax: +86 (0) 21 5450 0954
Tino_Pan@sgs.com

Report No.: SHEMO060500299IT
Page 27 of 52

PCS 1900 connected: (test Mobile with 3DS07848AAAA of Primax power adaptor and headset.)

Horizontal:



Frequency (MHz)	Antenna Polarization	Receiver QP Reading (dBuV/m)	Limit (dBuV/m)	Margin (dB)	Antenna Height (cm)	Turntable Angle (°)
30	Horizontal	*	40	*	-	-
45	Horizontal	*	40	*	-	-
88	Horizontal	*	43.5	*	-	-
150	Horizontal	*	43.5	*	-	-
216	Horizontal	*	46	*	-	-
560	Horizontal	*	46	*	-	-
960	Horizontal	*	54	*	-	-
1000	Horizontal	*	54	*	-	-

1. All readings are Peak values.

2. "*" means the emission level is 6 dB below the relevant limit.

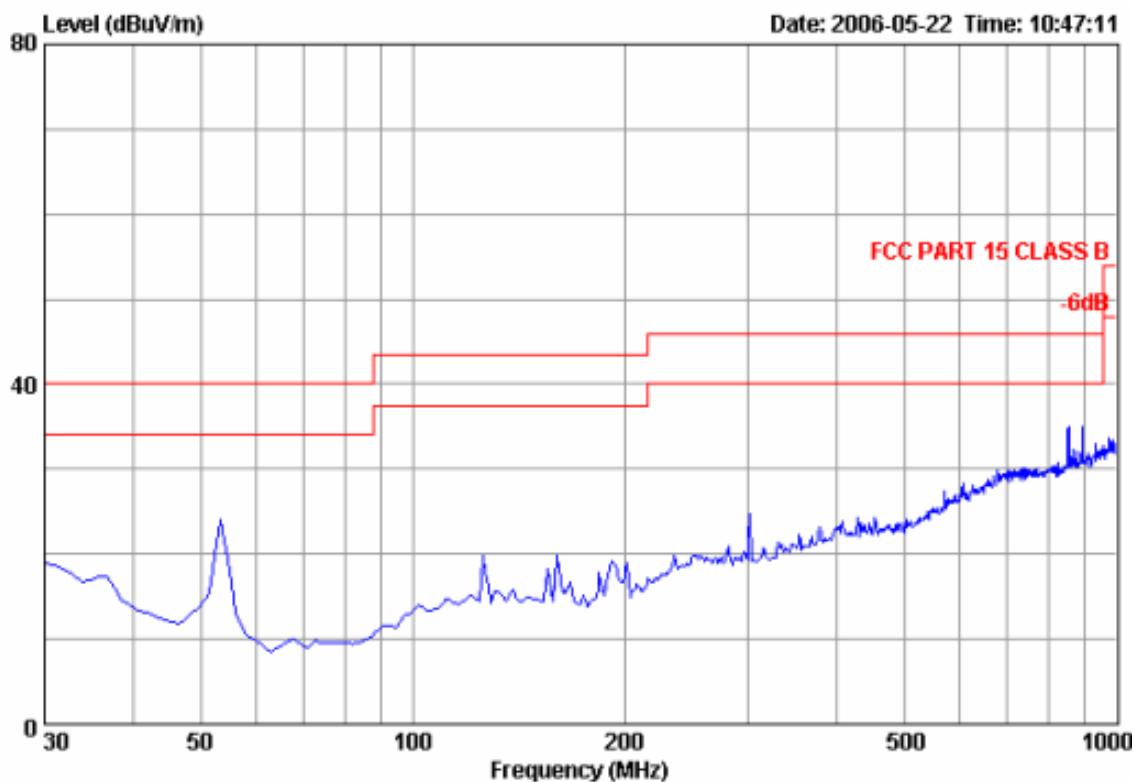
SGS-CSTC Standards Technical Services Co., Ltd.

1/F, 7/F, 9/F, 10/F, the 3rd Building No. 889,
Yishan Road, Xuhui District, Shanghai, China

Telephone: +86 (0) 21 6495 1616
Fax: +86 (0) 21 5450 0954
Tino_Pan@sgs.com

Report No.: SHEMO060500299IT
Page 28 of 52

Vertical:



Frequency (MHz)	Antenna Polarization	Receiver QP Reading (dBuV/m)	Limit (dBuV/m)	Margin (dB)	Antenna Height (cm)	Turntable Angle (°)
30	Horizontal	*	40	*	-	-
45	Horizontal	*	40	*	-	-
88	Horizontal	*	43.5	*	-	-
150	Horizontal	*	43.5	*	-	-
216	Horizontal	*	46	*	-	-
560	Horizontal	*	46	*	-	-
960	Horizontal	*	54	*	-	-
1000	Horizontal	*	54	*	-	-

1. All readings are Peak values.

2. “*” means the emission level is 6 dB below the relevant limit.

SGS-CSTC Standards Technical Services Co., Ltd.

1/F, 7/F, 9/F, 10/F, the 3rd Building No. 889,
Yishan Road, Xuhui District, Shanghai, China

Telephone: +86 (0) 21 6495 1616
Fax: +86 (0) 21 5450 0954
Tino_Pan@sgs.com

Report No.: SHEMO060500299IT
Page 29 of 52

6.2 Conducted Emissions, 150kHz to 30MHz

Test Requirement:	CFR 47 part 15
Test Method:	ANSI C63.4
Test Date:	24 May 2006
Frequency Range:	150kHz to 30MHz
Class:	N/A
Limit:	66 dB μ V - 56 dB μ V between 150kHz & 500kHz Quasi-peak 56 dB μ V between 0.5MHz & 5MHz Quasi-peak 60 dB μ V between 5MHz & 30MHz Quasi-peak

6.2.1 E.U.T. Operation

Operating Environment:

Temperature: 24.0°C Humidity: 58% RH Atmospheric Pressure:

EUT Operation: Test EUT is the in the allocated channel mode Charging, GSM850, PCS
1900 with headset.

6.2.2 Test Result and Partial Measurement Data

Pass

An initial pre-scan was performed in the Shielding room using the receiver in peak detection mode. The EUT was measured for 2 orthogonal polarities and peak emissions from the EUT were detected within 6dB of the class B limit line.

SGS-CSTC Standards Technical Services Co., Ltd.

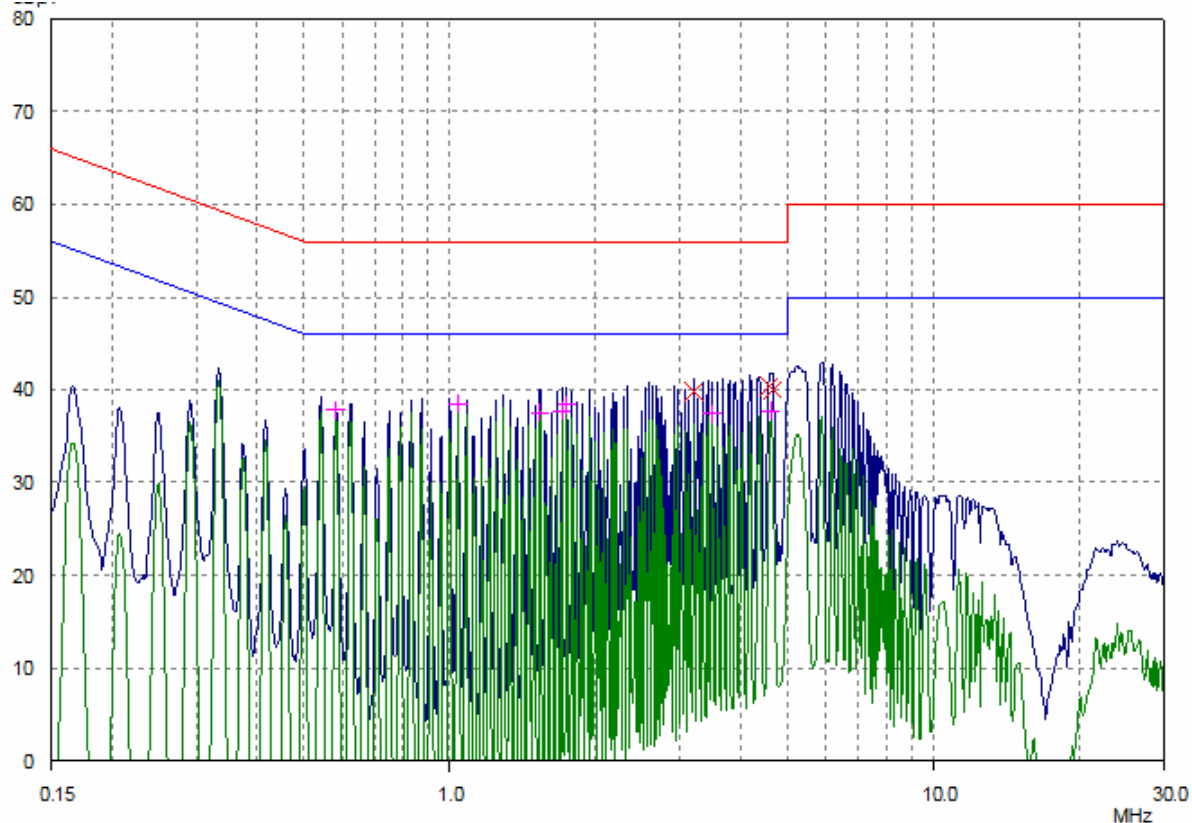
1/F, 7/F, 9/F, 10/F, the 3rd Building No. 889,
Yishan Road, Xuhui District, Shanghai, China

Telephone: +86 (0) 21 6495 1616
Fax: +86 (0) 21 5450 0954
Tino_Pan@sgs.com

Report No.: SHEMA060500299IT
Page 30 of 52

GSM 850 connected: (test Mobile with 3DS09371AGAA of Leader power adaptor and headset.)

L Line:



Final Measurement Results

Frequency MHz	QP Level dBμV	QP Limit dBμV	QP Delta dB
3.19842	39.75	56.00	16.25
4.57782	40.48	56.00	15.52
4.65136	40.00	56.00	16.00

Frequency MHz	AV Level dBμV	AV Limit dBμV	AV Delta dB
0.58127	37.79	46.00	8.21
1.03992	38.38	46.00	7.62
1.53662	37.55	46.00	8.45
1.70432	37.72	46.00	8.28
1.74556	38.38	46.00	7.62
3.49141	37.40	46.00	8.60
4.61445	37.72	46.00	8.28

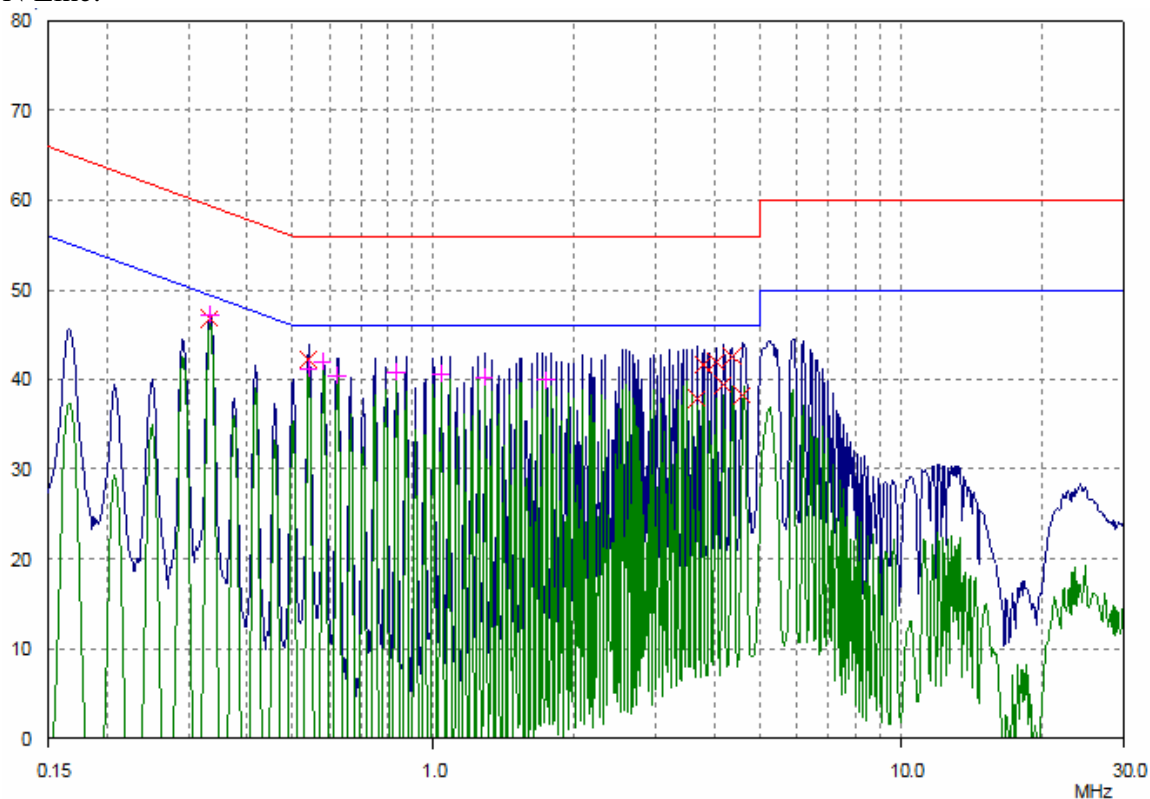
SGS-CSTC Standards Technical Services Co., Ltd.

1/F, 7/F, 9/F, 10/F, the 3rd Building No. 889,
Yishan Road, Xuhui District, Shanghai, China

Telephone: +86 (0) 21 6495 1616
Fax: +86 (0) 21 5450 0954
Tino_Pan@sgs.com

Report No.: SHEMA060500299IT
Page 31 of 52

N Line:



Final Measurement Results

Frequency MHz	QP Level dBμV	QP Limit dBμV	QP Delta dB
0.33277	46.80	59.38	12.58
0.54104	42.23	56.00	13.77
3.66239	37.85	56.00	18.15
3.781	41.62	56.00	14.38
4.02986	41.90	56.00	14.10
4.16038	39.41	56.00	16.59
4.36411	42.53	56.00	13.47
4.57782	38.28	56.00	17.72

Frequency MHz	AV Level dBμV	AV Limit dBμV	AV Delta dB
0.33277	47.11	49.38	2.27
0.54104	41.28	46.00	4.72
0.58127	41.92	46.00	4.08
0.62449	40.39	46.00	5.61
0.83196	40.72	46.00	5.28
1.03992	40.62	46.00	5.38
1.28954	40.17	46.00	5.83
1.74556	39.98	46.00	6.02

SGS-CSTC Standards Technical Services Co., Ltd.

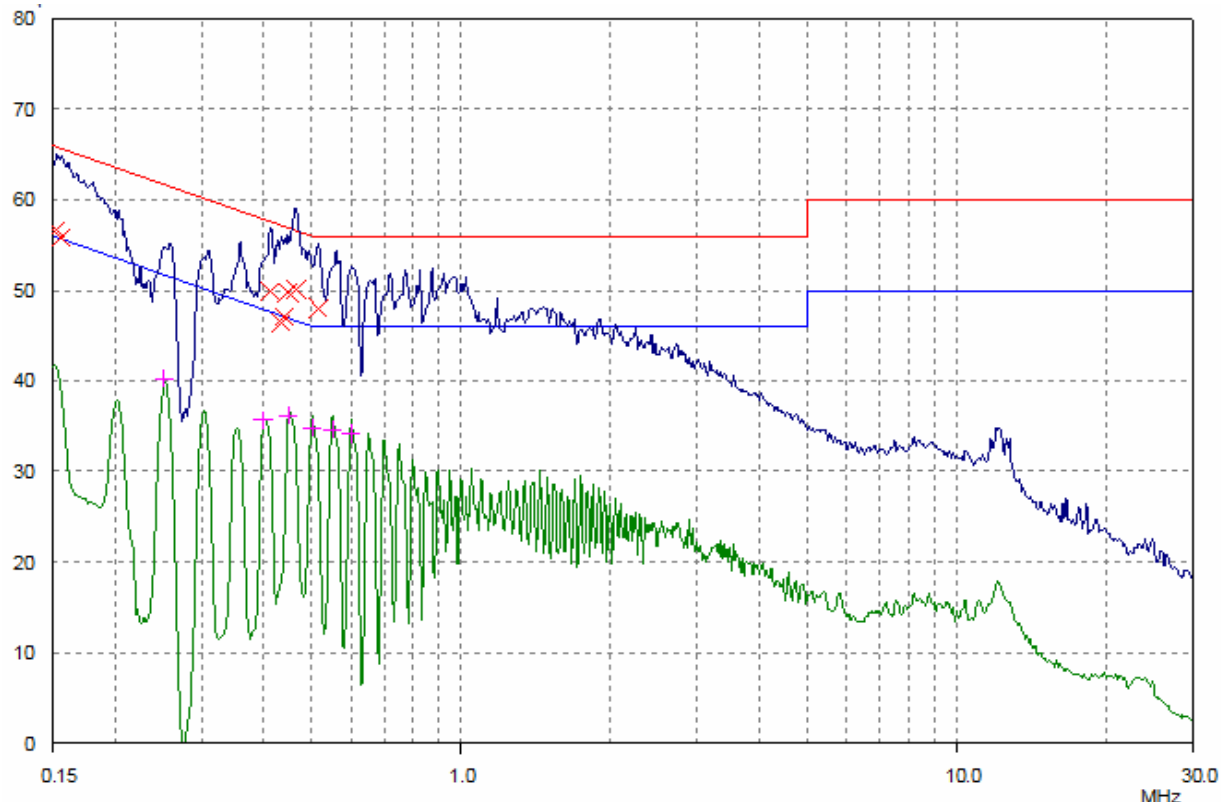
1/F, 7/F, 9/F, 10/F, the 3rd Building No. 889,
Yishan Road, Xuhui District, Shanghai, China

Telephone: +86 (0) 21 6495 1616
Fax: +86 (0) 21 5450 0954
Tino_Pan@sgs.com

Report No.: SHEMA060500299IT
Page 32 of 52

GSM 850 connected: (test Mobile with 3DS09371AGAA of Astec power adaptor and headset.)

L Line:



Final Measurement Results

Frequency MHz	QP Level dBμV	QP Limit dBμV	QP Delta dB
0.1524	56.68	65.87	9.19
0.15609	55.76	65.67	9.91
0.41264	49.87	57.59	7.72
0.43285	46.35	57.20	10.85
0.4398	47.10	57.07	9.97
0.44687	49.73	56.93	7.20
0.46503	50.07	56.60	6.53
0.51578	48.04	56.00	7.96

Frequency MHz	AV Level dBμV	AV Limit dBμV	AV Delta dB
0.25178	40.24	51.70	11.46
0.3997	35.73	47.86	12.13
0.45044	36.17	46.87	10.70
0.49961	34.77	46.01	11.24
0.54974	34.60	46.00	11.40
0.6001	34.10	46.00	11.90

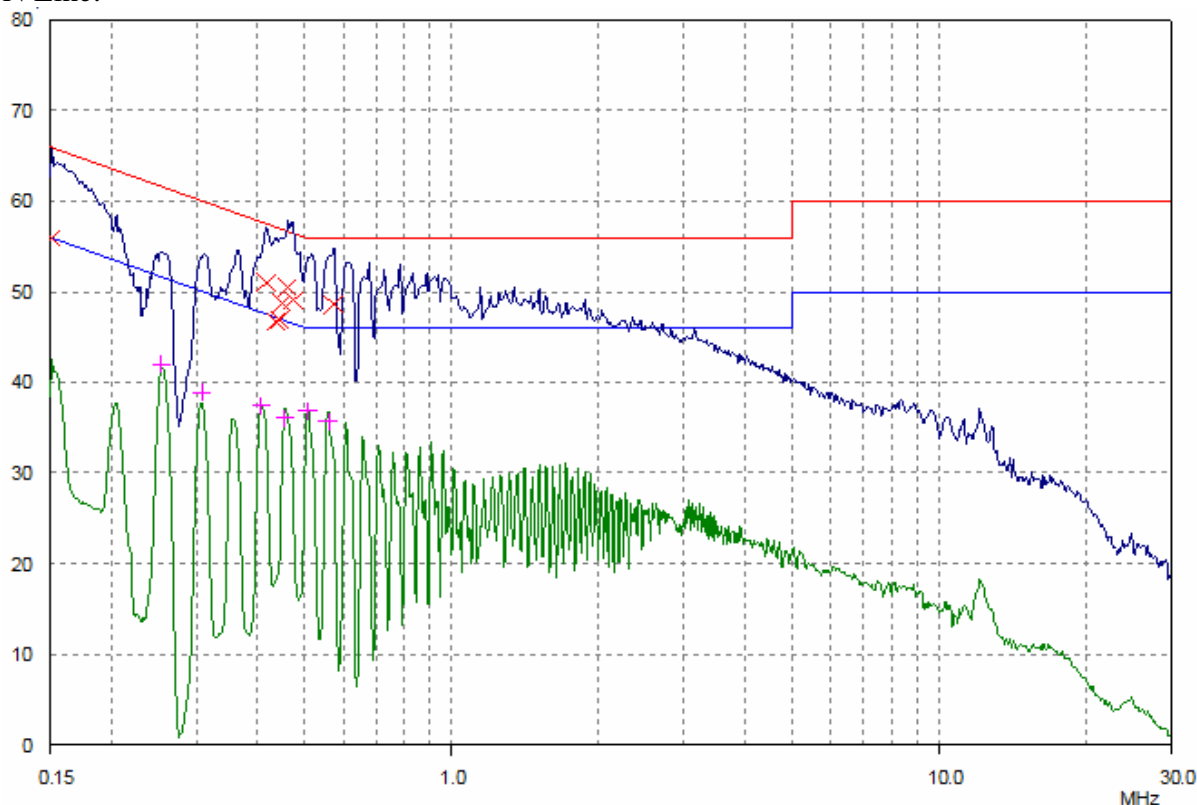
SGS-CSTC Standards Technical Services Co., Ltd.

1/F, 7/F, 9/F, 10/F, the 3rd Building No. 889,
Yishan Road, Xuhui District, Shanghai, China

Telephone: +86 (0) 21 6495 1616
Fax: +86 (0) 21 5450 0954
Tino_Pan@sgs.com

Report No.: SHEMA060500299IT
Page 33 of 52

N Line:



Final Measurement Results

Frequency MHz	QP Level dBμV	QP Limit dBμV	QP Delta dB
0.1512	55.94	65.93	9.99
0.41594	51.03	57.53	6.50
0.43631	46.74	57.13	10.39
0.44332	46.92	57.00	10.08
0.45044	48.77	56.87	8.10
0.46134	50.52	56.67	6.15
0.4725	49.04	56.47	7.43
0.57208	48.59	56.00	7.41

Frequency MHz	AV Level dBμV	AV Limit dBμV	AV Delta dB
0.25379	41.99	51.63	9.64
0.30728	38.87	50.04	11.17
0.40612	37.42	47.73	10.31
0.45405	36.08	46.80	10.72
0.50763	36.84	46.00	9.16
0.55857	35.72	46.00	10.28

SGS-CSTC Standards Technical Services Co., Ltd.

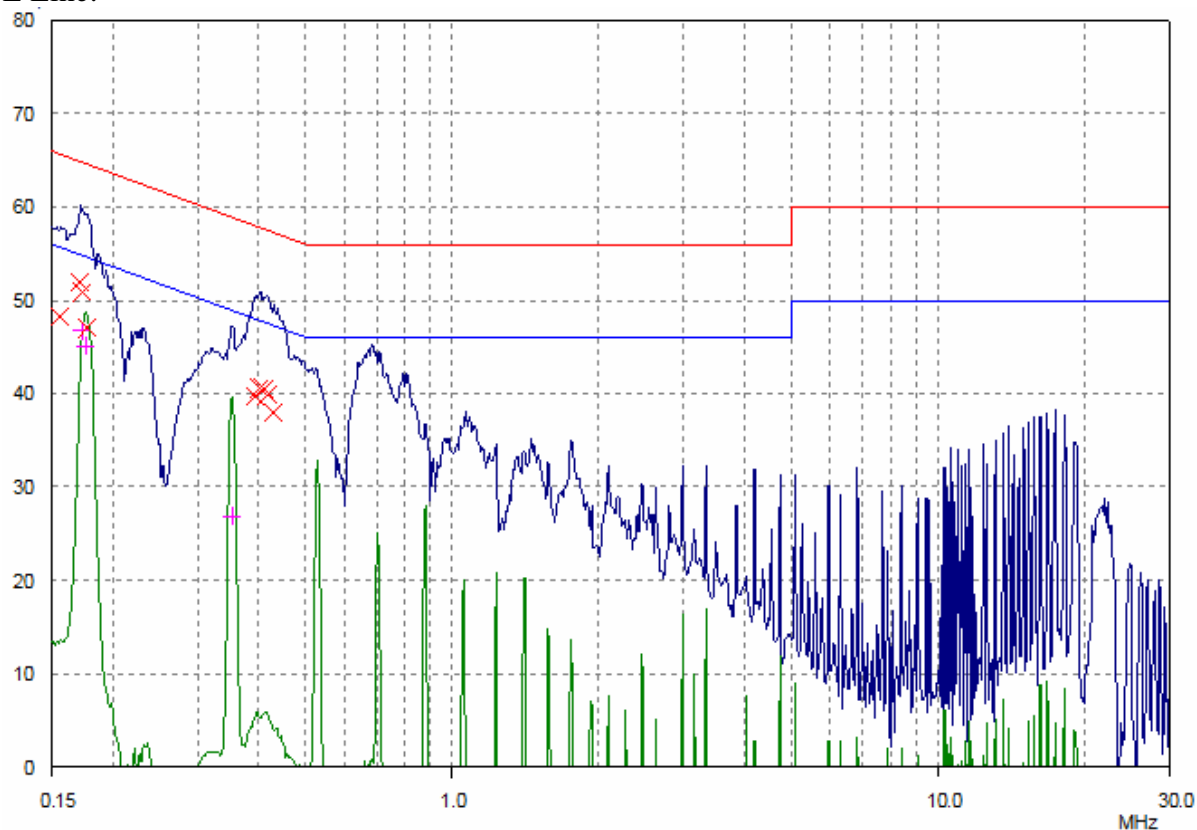
1/F, 7/F, 9/F, 10/F, the 3rd Building No. 889,
Yishan Road, Xuhui District, Shanghai, China

Telephone: +86 (0) 21 6495 1616
Fax: +86 (0) 21 5450 0954
Tino_Pan@sgs.com

Report No.: SHEMO060500299IT
Page 34 of 52

GSM 850 connected: (test Mobile with 3DS09371AAAA of Astec power adaptor and headset.)

L Line:



Final Measurement Results

Frequency MHz	QP Level dBµV	QP Limit dBµV	QP Delta dB
0.15609	48.28	65.67	17.39
0.17175	51.96	64.88	12.92
0.17332	50.90	64.80	13.90
0.17732	47.03	64.61	17.58
0.39338	39.67	57.99	18.32
0.40289	40.59	57.79	17.20
0.40937	40.53	57.66	17.13
0.41594	39.86	57.53	17.67
0.42941	37.99	57.26	19.27

Frequency MHz	AV Level dBµV	AV Limit dBµV	AV Delta dB
0.17332	46.69	54.80	8.11
0.17591	45.04	54.68	9.64
0.35185	26.90	48.92	22.02

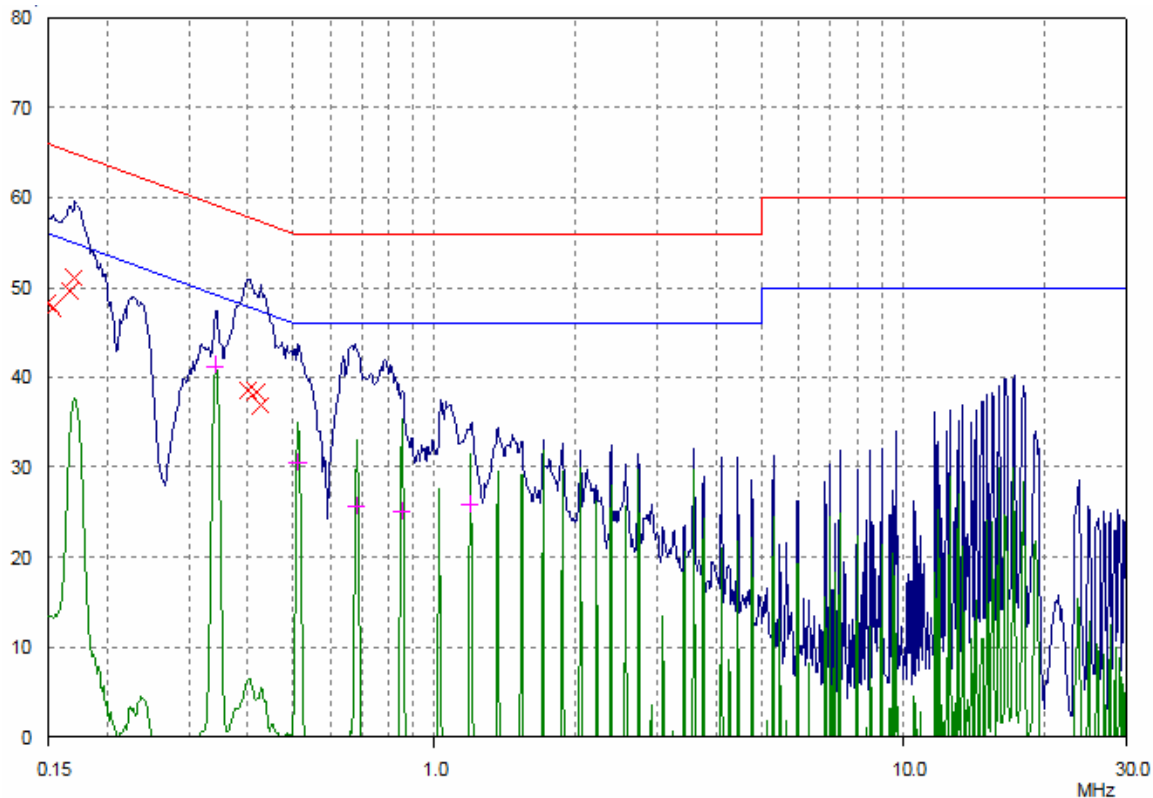
SGS-CSTC Standards Technical Services Co., Ltd.

1/F, 7/F, 9/F, 10/F, the 3rd Building No. 889,
Yishan Road, Xuhui District, Shanghai, China

Telephone: +86 (0) 21 6495 1616
Fax: +86 (0) 21 5450 0954
Tino_Pan@sgs.com

Report No.: SHEMA060500299IT
Page 35 of 52

N Line:



Final Measurement Results

Frequency MHz	QP Level dB μ V	QP Limit dB μ V	QP Delta dB
0.15	48.26	66.00	17.74
0.15362	47.72	65.80	18.08
0.16637	49.58	65.14	15.56
0.17039	51.02	64.94	13.92
0.3997	38.57	57.86	19.29
0.41594	38.42	57.53	19.11
0.42601	36.91	57.33	20.42

Frequency MHz	AV Level dB μ V	AV Limit dB μ V	AV Delta dB
0.34082	41.28	49.18	7.90
0.51169	30.49	46.00	15.51
0.68169	25.66	46.00	20.34
0.85209	25.07	46.00	20.93
1.19077	25.81	46.00	20.19

SGS-CSTC Standards Technical Services Co., Ltd.

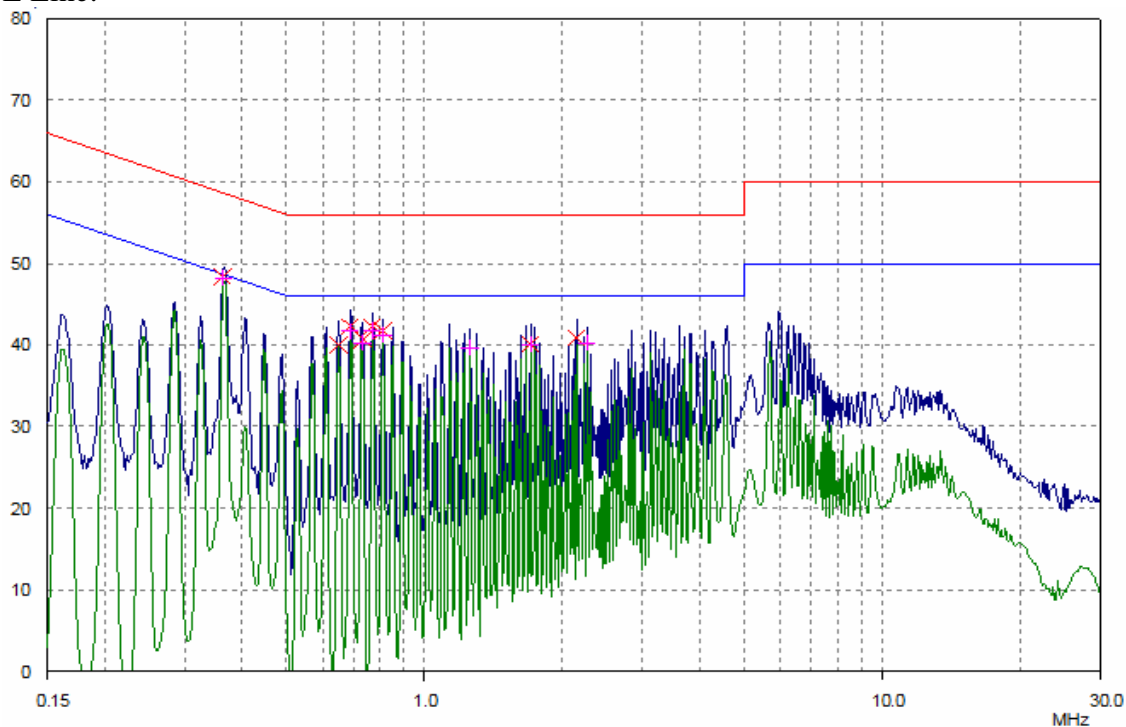
1/F, 7/F, 9/F, 10/F, the 3rd Building No. 889,
Yishan Road, Xuhui District, Shanghai, China

Telephone: +86 (0) 21 6495 1616
Fax: +86 (0) 21 5450 0954
Tino_Pan@sgs.com

Report No.: SHEMA060500299IT
Page 36 of 52

GSM 850 connected: (test Mobile with 3DS09371AAAA of Leader power adaptor and headset.)

L Line:



Final Measurement Results

Frequency MHz	QP Level dBμV	QP Limit dBμV	QP Delta dB
0.36325	48.37	58.65	10.28
0.64987	40.00	56.00	16.00
0.68715	42.31	56.00	13.69
0.73238	40.68	56.00	15.32
0.76824	42.27	56.00	13.73
0.81231	41.72	56.00	14.28
1.70432	40.07	56.00	15.93
2.14738	40.91	56.00	15.09

Frequency MHz	AV Level dBμV	AV Limit dBμV	AV Delta dB
0.36325	48.24	48.65	0.41
0.68715	41.67	46.00	4.33
0.73238	40.15	46.00	5.85
0.76824	41.70	46.00	4.30
0.81231	41.22	46.00	4.78
1.25908	39.61	46.00	6.39
1.70432	40.07	46.00	5.93
2.27055	40.21	46.00	5.79

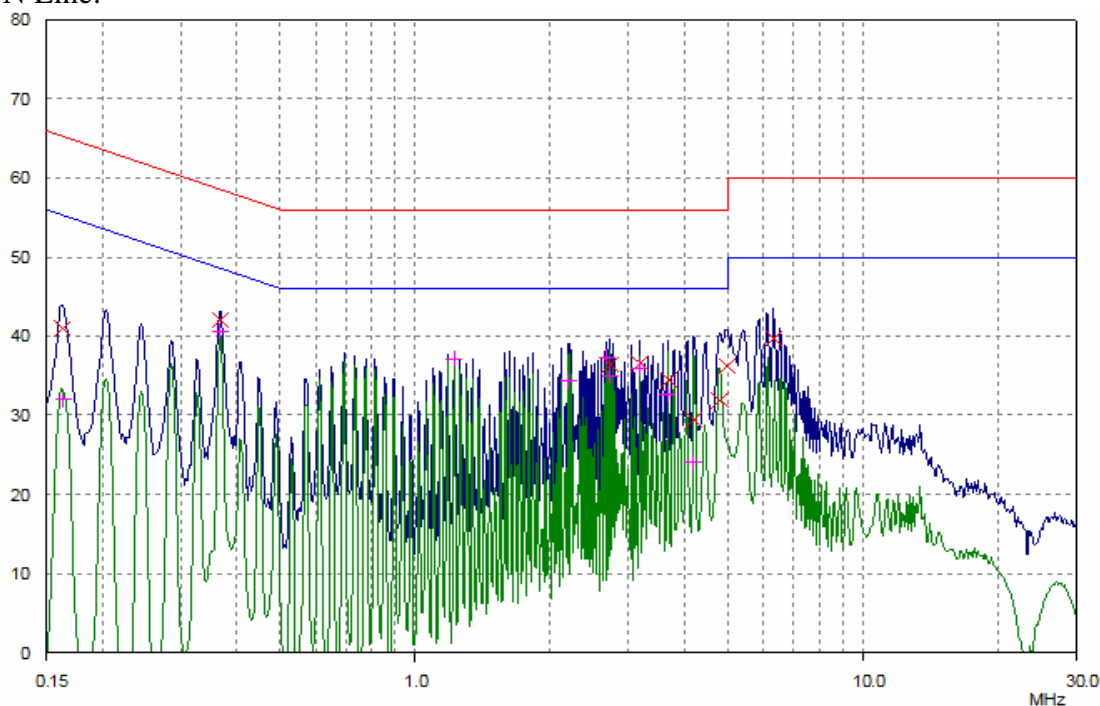
SGS-CSTC Standards Technical Services Co., Ltd.

1/F, 7/F, 9/F, 10/F, the 3rd Building No. 889,
Yishan Road, Xuhui District, Shanghai, China

Telephone: +86 (0) 21 6495 1616
Fax: +86 (0) 21 5450 0954
Tino_Pan@sgs.com

Report No.: SHEMA060500299IT
Page 37 of 52

N Line:



Final Measurement Results

Frequency MHz	QP Level dBμV	QP Limit dBμV	QP Delta dB
0.16374	40.98	65.27	24.29
0.36615	41.98	58.59	16.61
2.72724	36.36	56.00	19.64
3.17303	36.59	56.00	19.41
3.66239	34.47	56.00	21.53
4.19366	29.47	56.00	26.53
4.802	31.86	56.00	24.14
4.95752	36.17	56.00	19.83
6.29623	39.71	60.00	20.29

Frequency MHz	AV Level dBμV	AV Limit dBμV	AV Delta dB
0.16374	31.96	55.27	23.31
0.36615	40.60	48.59	7.99
1.21958	37.18	46.00	8.82
2.19933	34.27	46.00	11.73
2.68413	37.39	46.00	8.61
2.72724	35.04	46.00	10.96
3.17303	35.90	46.00	10.10
3.66239	32.58	46.00	13.42
4.19366	24.04	46.00	21.96

SGS-CSTC Standards Technical Services Co., Ltd.

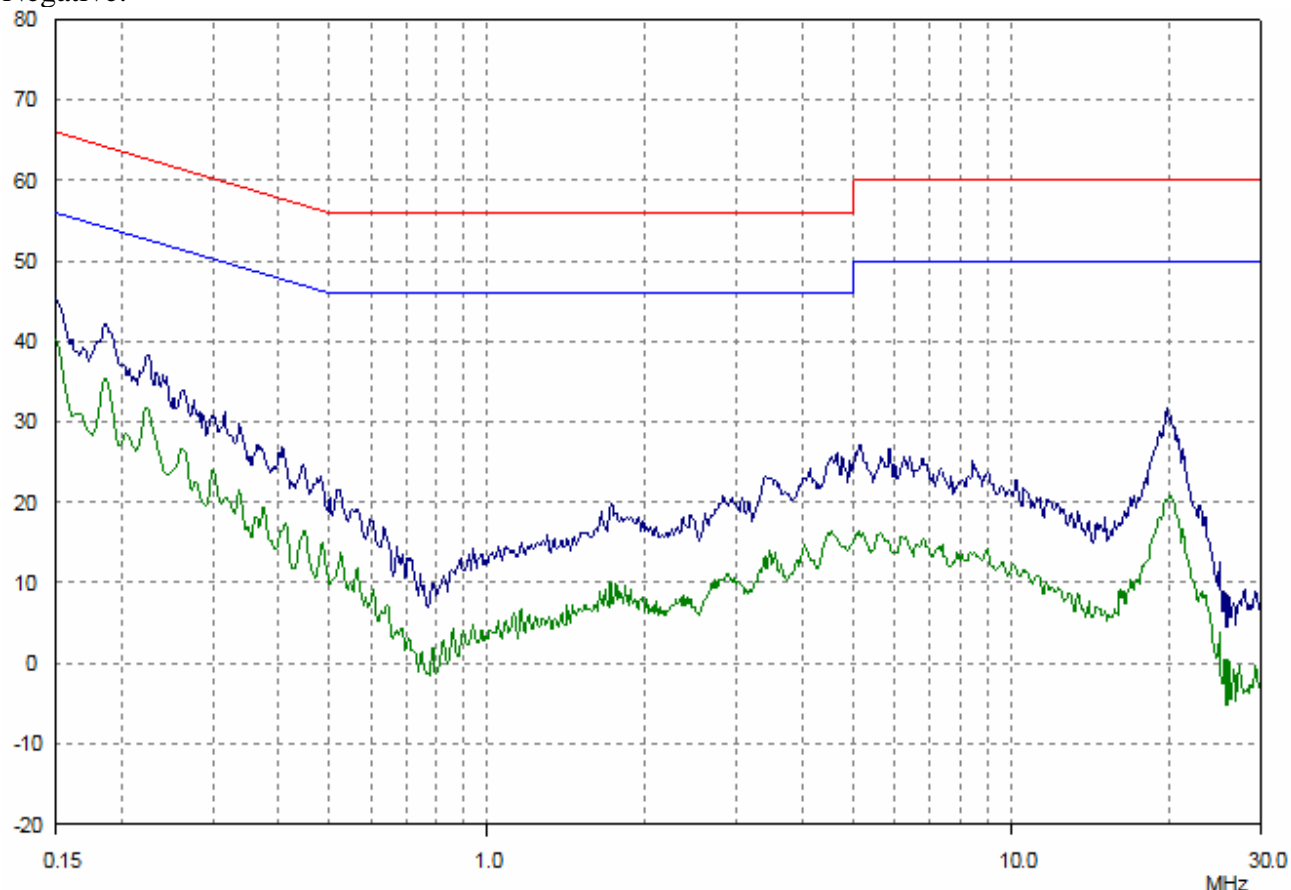
1/F, 7/F, 9/F, 10/F, the 3rd Building No. 889,
Yishan Road, Xuhui District, Shanghai, China

Telephone: +86 (0) 21 6495 1616
Fax: +86 (0) 21 5450 0954
Tino_Pan@sgs.com

Report No.: SHEMA060500299IT
Page 38 of 52

GSM 850 connected: (test Mobile with 3DS07848AAAA of Primax power adaptor and headset.)

Negative:



Frequency (MHz)	Receiver QP Level (dBuV)	Limit (dBuV)	Margin (dB)	Receiver AV Level (dBuV)	Limit (dBuV)	Margin (dB)
0.15	*	66	*	*	56	*
0.24	*	63.43	*	*	53.44	*
0.543	*	56	*	*	46	*
5.00	*	56	*	*	46	*
10.00	*	60	*	*	50	*
22.00	*	60	*	*	50	*
30.00	*	60	*	*	50	*

“*” means the emission level is 6dB lower than the relevant limit.

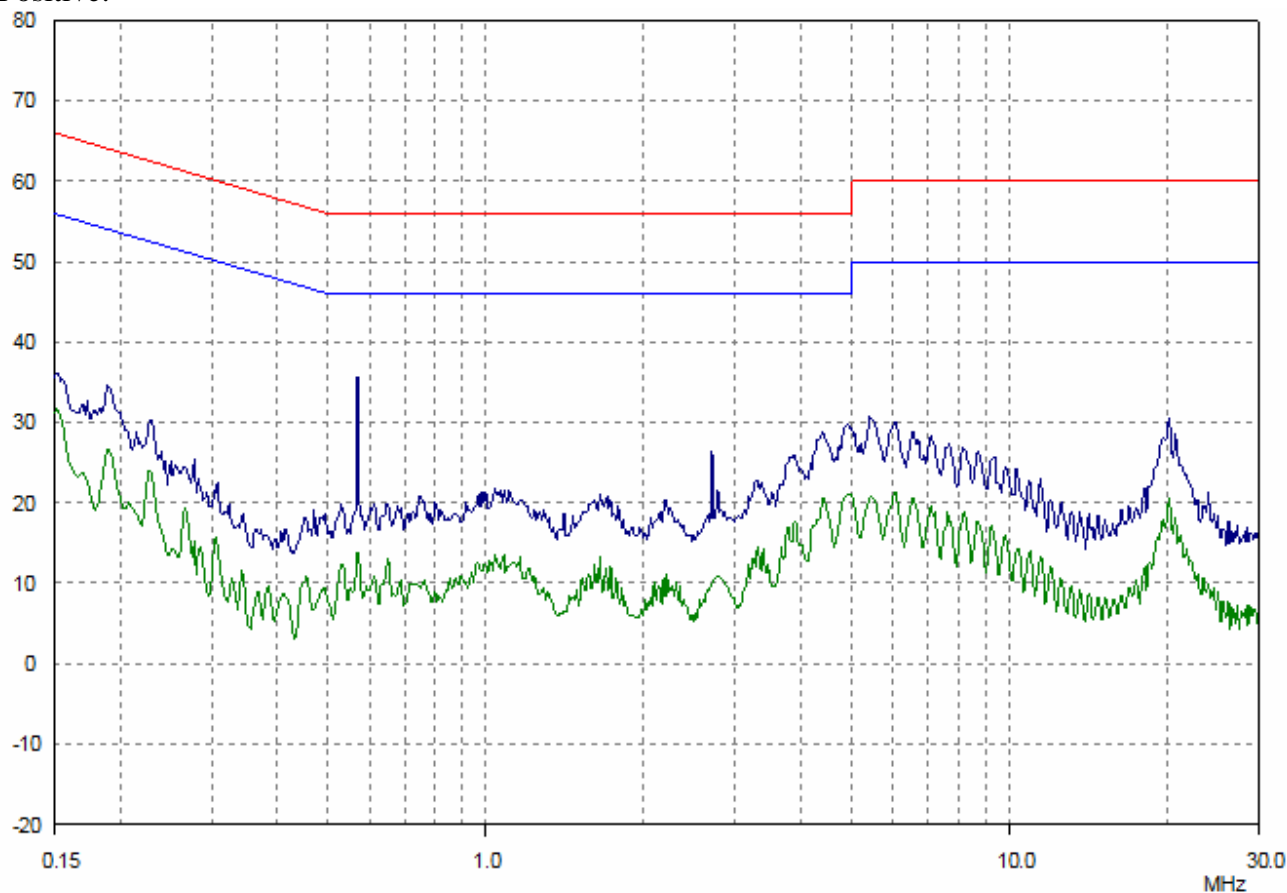
SGS-CSTC Standards Technical Services Co., Ltd.

1/F, 7/F, 9/F, 10/F, the 3rd Building No. 889,
Yishan Road, Xuhui District, Shanghai, China

Telephone: +86 (0) 21 6495 1616
Fax: +86 (0) 21 5450 0954
Tino_Pan@sgs.com

Report No.: SHEMA060500299IT
Page 39 of 52

Positive:



Frequency (MHz)	Receiver QP Level (dBuV)	Limit (dBuV)	Margin (dB)	Receiver AV Level (dBuV)	Limit (dBuV)	Margin (dB)
0.15	*	66	*	*	56	*
0.24	*	63.43	*	*	53.44	*
0.543	*	56	*	*	46	*
5.00	*	56	*	*	46	*
10.00	*	60	*	*	50	*
22.00	*	60	*	*	50	*
30.00	*	60	*	*	50	*

“*” means the emission level is 6dB lower than the relevant limit.

SGS-CSTC Standards Technical Services Co., Ltd.

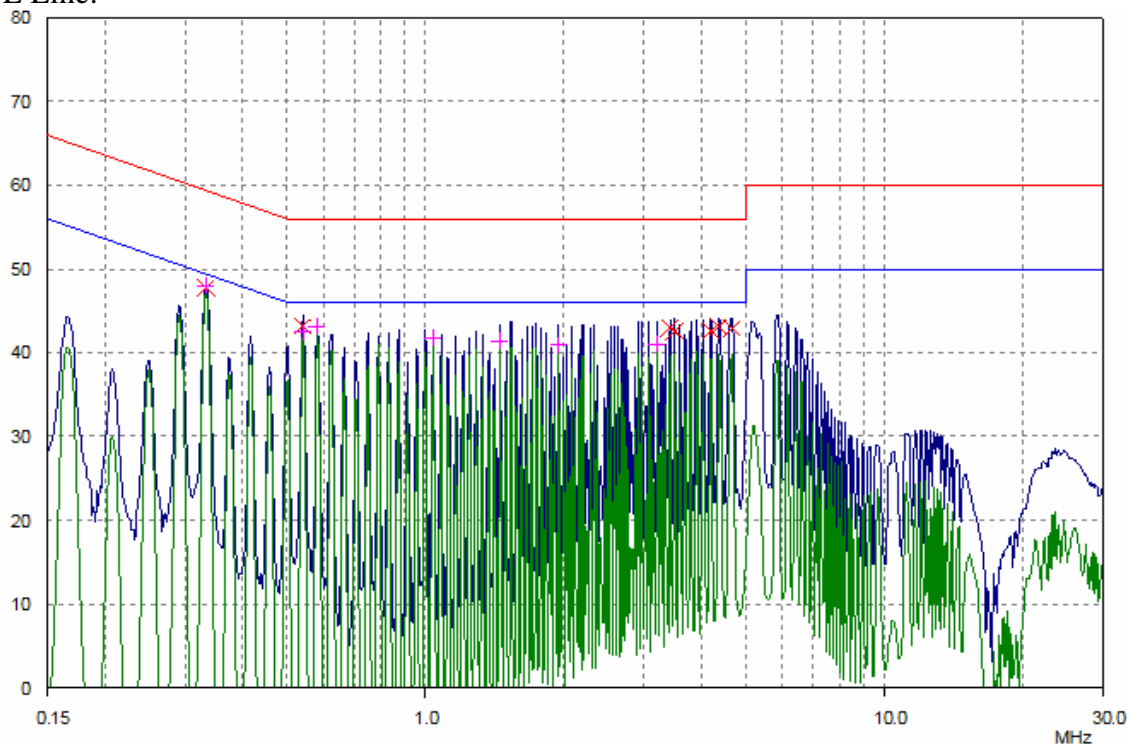
1/F, 7/F, 9/F, 10/F, the 3rd Building No. 889,
Yishan Road, Xuhui District, Shanghai, China

Telephone: +86 (0) 21 6495 1616
Fax: +86 (0) 21 5450 0954
Tino_Pan@sgs.com

Report No.: SHEMA060500299IT
Page 40 of 52

PCS1900 connected: (test Mobile ith 3DS09371AGAA of Leader power adaptor and headset.)

L Line:



Final Measurement Results

Frequency MHz	QP Level dBμV	QP Limit dBμV	QP Delta dB
0.33277	47.71	59.38	11.67
0.54104	43.17	56.00	12.83
3.40894	42.95	56.00	13.05
3.49141	42.59	56.00	13.41
4.19366	42.65	56.00	13.35
4.36411	43.11	56.00	12.89
4.65136	42.96	56.00	13.04

Frequency MHz	AV Level dBμV	AV Limit dBμV	AV Delta dB
0.33277	47.95	49.38	1.43
0.54104	42.44	46.00	3.56
0.58127	43.06	46.00	2.94
1.03992	41.75	46.00	4.25
1.45325	41.38	46.00	4.62
1.95156	40.85	46.00	5.15
3.19842	40.93	46.00	5.07

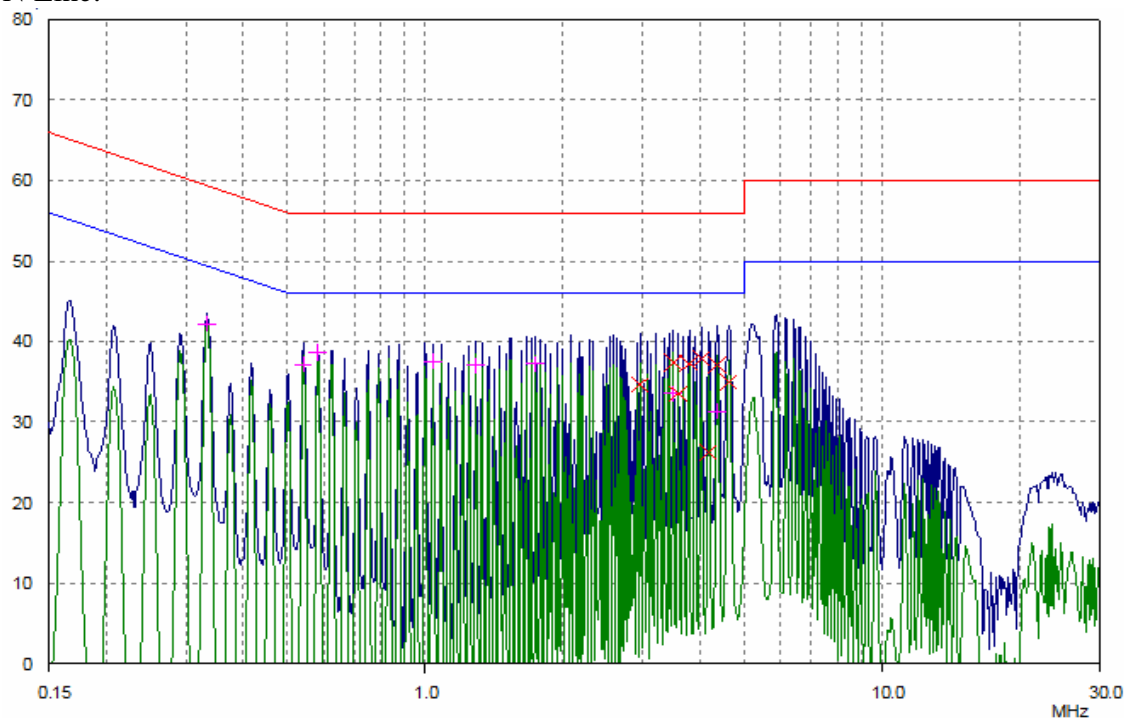
SGS-CSTC Standards Technical Services Co., Ltd.

1/F, 7/F, 9/F, 10/F, the 3rd Building No. 889,
Yishan Road, Xuhui District, Shanghai, China

Telephone: +86 (0) 21 6495 1616
Fax: +86 (0) 21 5450 0954
Tino_Pan@sgs.com

Report No.: SHEMA060500299IT
Page 41 of 52

N Line:



Final Measurement Results

Frequency MHz	QP Level dBμV	QP Limit dBμV	QP Delta dB
2.95345	34.65	56.00	21.35
3.49141	37.37	56.00	18.63
3.57588	33.51	56.00	22.49
3.781	37.25	56.00	18.75
4.02986	37.85	56.00	18.15
4.16038	26.15	56.00	29.85
4.36411	37.11	56.00	18.89
4.61445	34.95	56.00	21.05

Frequency MHz	AV Level dBμV	AV Limit dBμV	AV Delta dB
0.33277	42.19	49.38	7.19
0.54104	37.15	46.00	8.85
0.58127	38.56	46.00	7.44
1.03992	37.53	46.00	8.47
1.28954	37.03	46.00	8.97
1.74556	37.23	46.00	8.77
3.49141	33.52	46.00	12.48
4.36411	31.29	46.00	14.71

SGS-CSTC Standards Technical Services Co., Ltd.

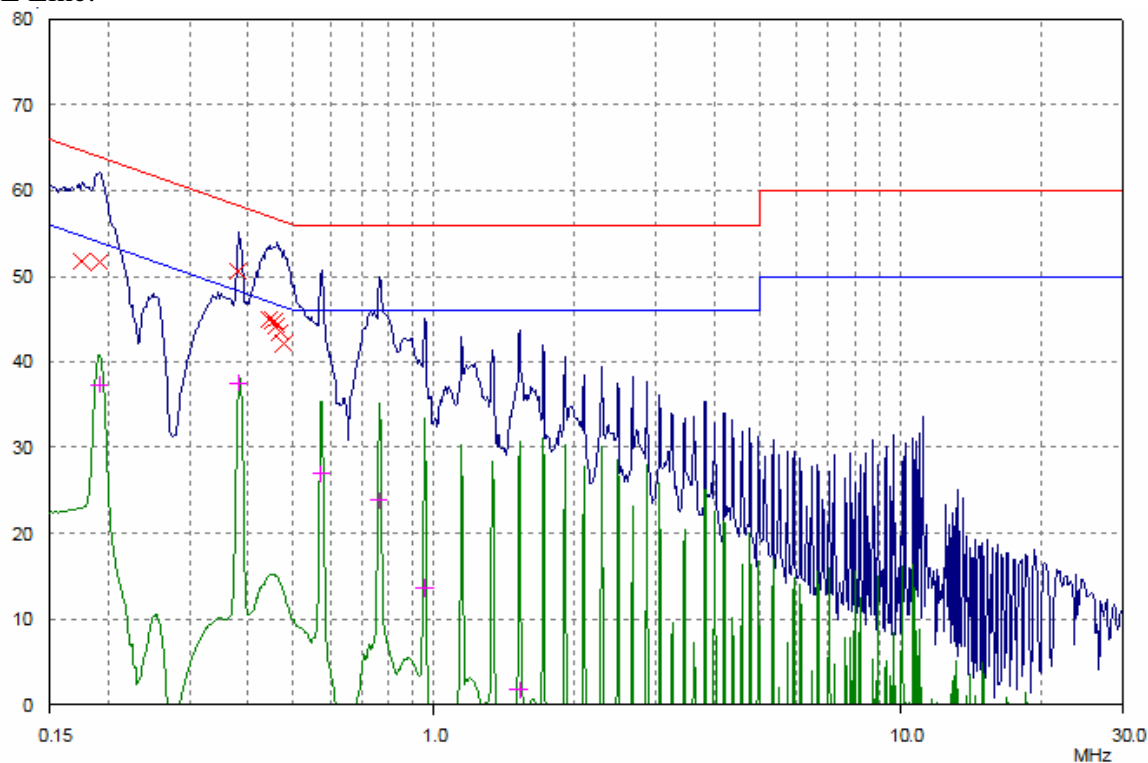
1/F, 7/F, 9/F, 10/F, the 3rd Building No. 889,
Yishan Road, Xuhui District, Shanghai, China

Telephone: +86 (0) 21 6495 1616
Fax: +86 (0) 21 5450 0954
Tino_Pan@sgs.com

Report No.: SHEMA060500299IT
Page 42 of 52

PCS 1900 connected: (test Mobile with 3DS09371AGAA of Astec power adaptor and headset.)

L Line:



Final Measurement Results

Frequency MHz	QP Level dBμV	QP Limit dBμV	QP Delta dB
0.17591	51.76	64.68	12.92
0.19202	51.65	63.95	12.30
0.38104	50.56	58.26	7.70
0.44332	44.97	57.00	12.03
0.45405	44.78	56.80	12.02
0.46134	44.22	56.67	12.45
0.46875	43.45	56.54	13.09
0.47628	42.18	56.40	14.22

Frequency MHz	AV Level dBμV	AV Limit dBμV	AV Delta dB
0.19202	37.34	53.95	16.61
0.38104	37.40	48.26	10.86
0.57208	26.97	46.00	19.03
0.76214	23.82	46.00	22.18
0.95265	13.51	46.00	32.49
1.52442	1.78	46.00	44.22

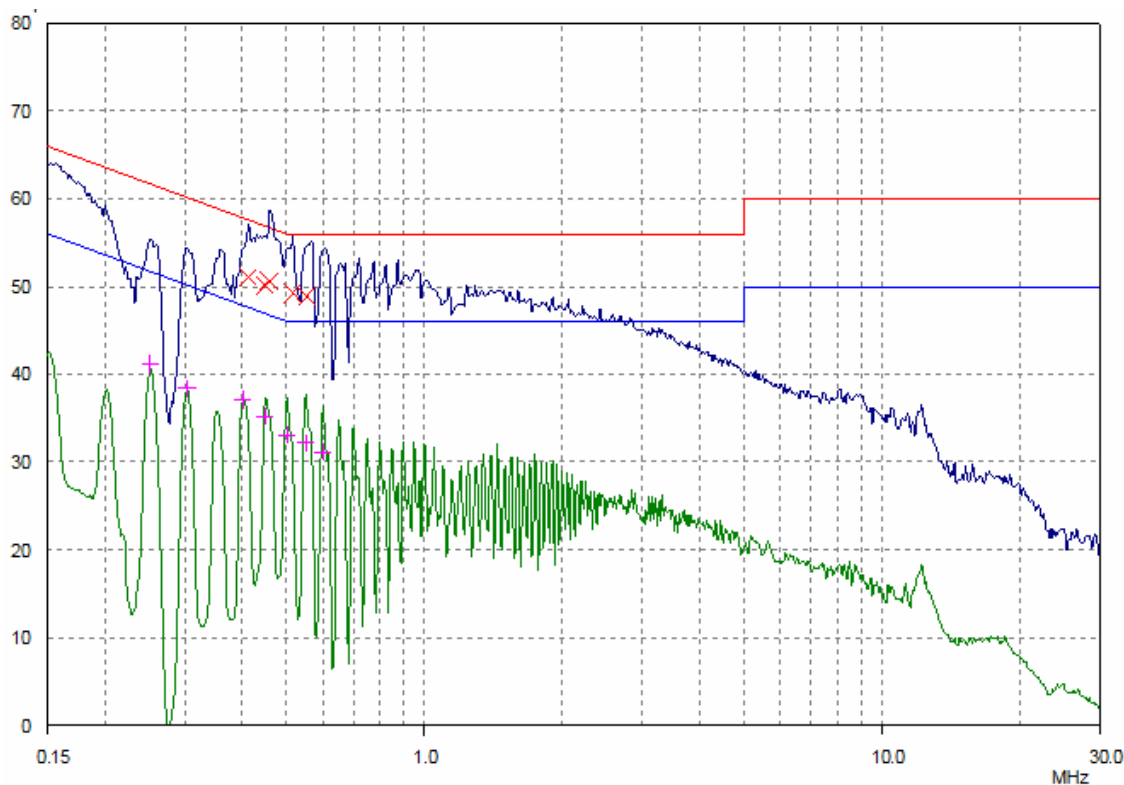
N Line:

SGS-CSTC Standards Technical Services Co., Ltd.

1/F, 7/F, 9/F, 10/F, the 3rd Building No. 889,
Yishan Road, Xuhui District, Shanghai, China

Telephone: +86 (0) 21 6495 1616
Fax: +86 (0) 21 5450 0954
Tino_Pan@sgs.com

Report No.: SHEMO060500299IT
Page 43 of 52



Final Measurement Results

Frequency MHz	QP Level dB μ V	QP Limit dB μ V	QP Delta dB
0.41264	51.04	57.59	6.55
0.45044	50.11	56.87	6.76
0.45768	50.66	56.73	6.07
0.51578	49.23	56.00	6.77
0.55413	48.91	56.00	7.09

Frequency MHz	AV Level dB μ V	AV Limit dB μ V	AV Delta dB
0.25178	41.12	51.70	10.58
0.30242	38.35	50.18	11.83
0.40289	37.08	47.79	10.71
0.45044	35.16	46.87	11.71
0.49961	33.08	46.01	12.93
0.54974	32.16	46.00	13.84
0.6001	31.01	46.00	14.99

PCS 1900 connected: (test Mobile with 3DS09371AAAA of Astec power adaptor and headset.)

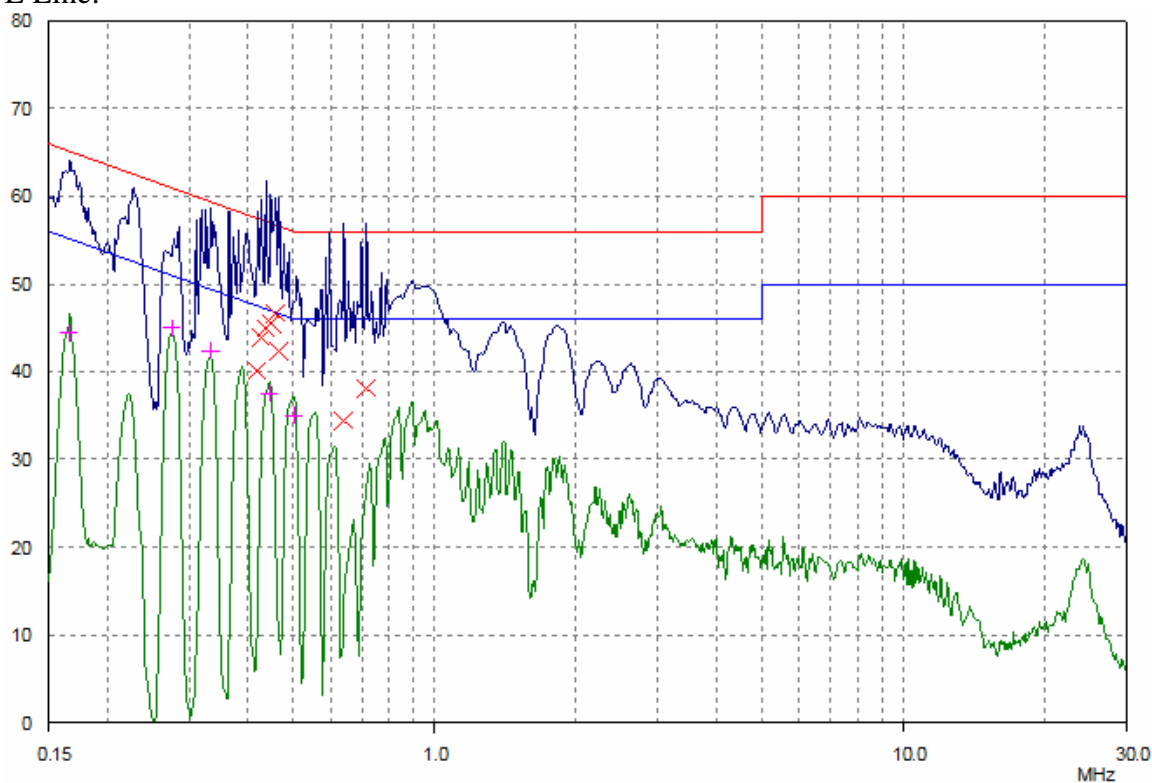
SGS-CSTC Standards Technical Services Co., Ltd.

1/F, 7/F, 9/F, 10/F, the 3rd Building No. 889,
Yishan Road, Xuhui District, Shanghai, China

Telephone: +86 (0) 21 6495 1616
Fax: +86 (0) 21 5450 0954
Tino_Pan@sgs.com

Report No.: SHEMA060500299IT
Page 44 of 52

L Line:



Final Measurement Results

Frequency MHz	QP Level dBμV	QP Limit dBμV	QP Delta dB
0.41927	40.12	57.46	17.34
0.42601	43.86	57.33	13.47
0.43631	44.91	57.13	12.22
0.44687	45.47	56.93	11.46
0.45768	46.61	56.73	10.12
0.46503	42.33	56.60	14.27
0.63959	34.40	56.00	21.60
0.71508	38.10	56.00	17.90

Frequency MHz	AV Level dBμV	AV Limit dBμV	AV Delta dB
0.16637	44.44	55.14	10.70
0.27484	44.93	50.97	6.04
0.33277	42.36	49.38	7.02
0.44332	37.47	47.00	9.53
0.49961	35.07	46.01	10.94

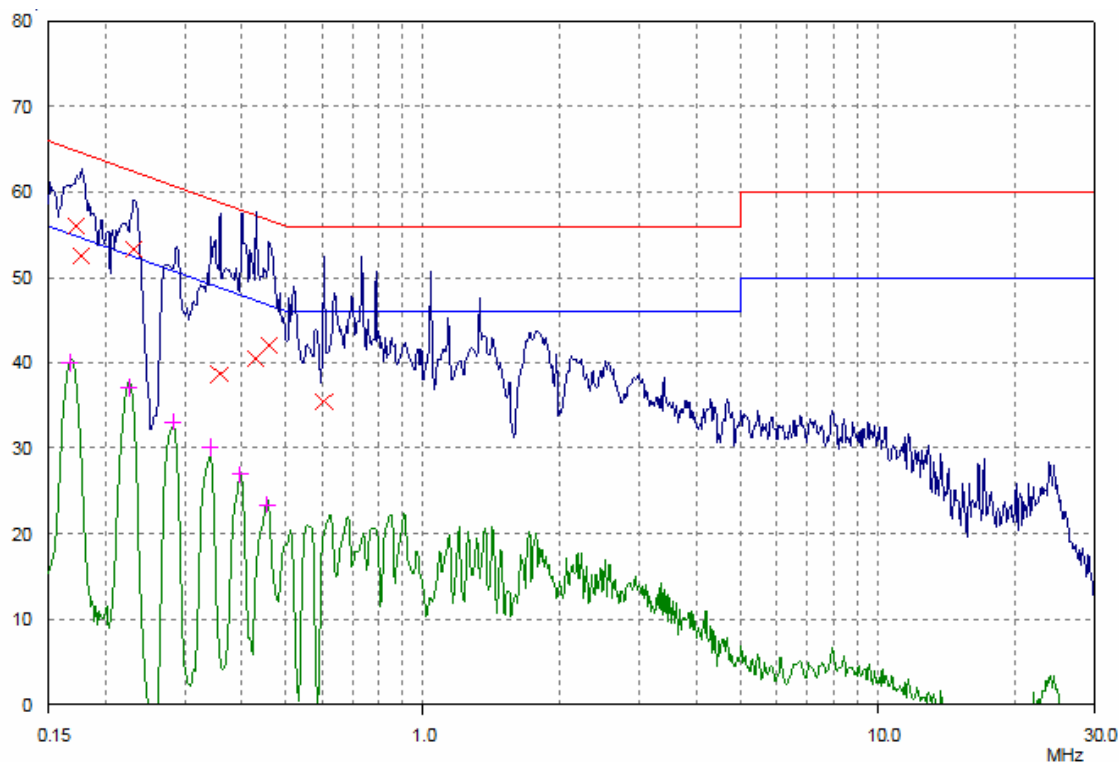
N Line:

SGS-CSTC Standards Technical Services Co., Ltd.

1/F, 7/F, 9/F, 10/F, the 3rd Building No. 889,
Yishan Road, Xuhui District, Shanghai, China

Telephone: +86 (0) 21 6495 1616
Fax: +86 (0) 21 5450 0954
Tino_Pan@sgs.com

Report No.: SHEMA060500299IT
Page 45 of 52



Final Measurement Results

Frequency MHz	QP Level dBμV	QP Limit dBμV	QP Delta dB
0.17313	56.00	64.81	8.81
0.17732	52.60	64.61	12.01
0.23065	53.25	62.43	9.18
0.35751	38.67	58.79	20.12
0.42941	40.55	57.26	16.71
0.45768	42.01	56.73	14.72
0.6049	35.44	56.00	20.56

Frequency MHz	AV Level dBμV	AV Limit dBμV	AV Delta dB
0.1677	39.99	55.07	15.08
0.2252	37.09	52.62	15.53
0.28149	33.08	50.77	17.69
0.34082	30.02	49.18	19.16
0.39653	26.93	47.93	21.00
0.45405	23.36	46.80	23.44

PCS 1900 connected: (test Mobile with 3DS09371AAAA of Leader power adaptor and headset.)

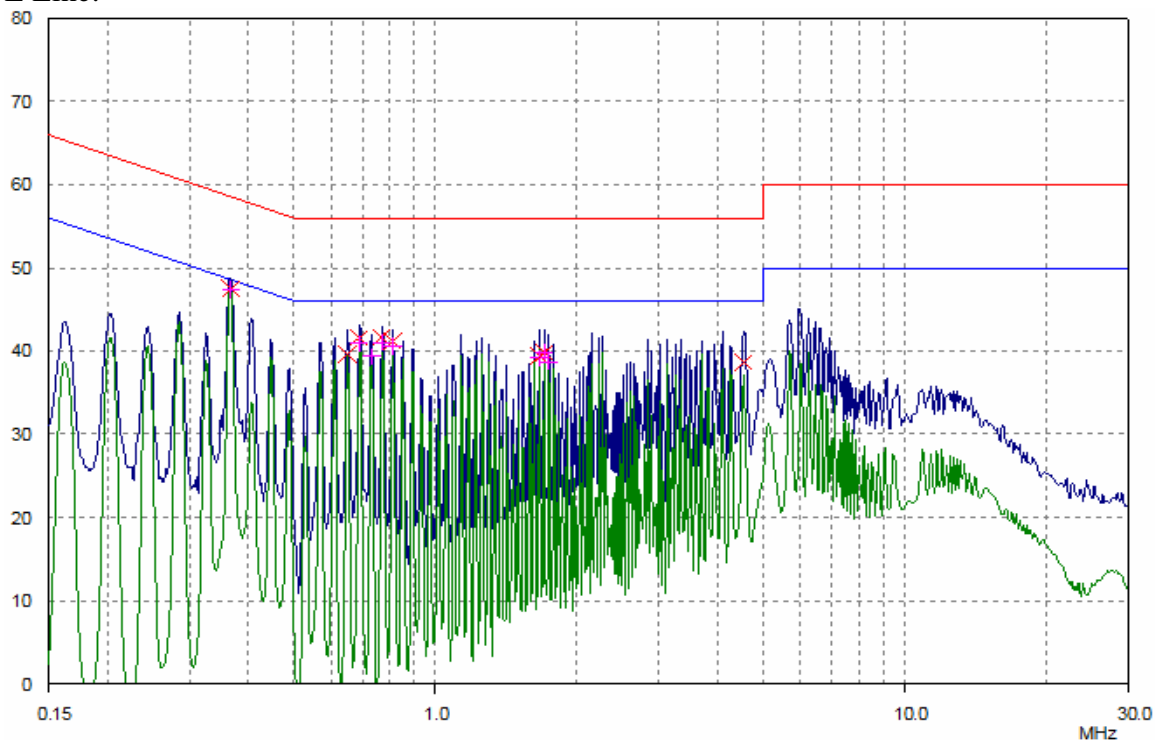
SGS-CSTC Standards Technical Services Co., Ltd.

1/F, 7/F, 9/F, 10/F, the 3rd Building No. 889,
Yishan Road, Xuhui District, Shanghai, China

Telephone: +86 (0) 21 6495 1616
Fax: +86 (0) 21 5450 0954
Tino_Pan@sgs.com

Report No.: SHEMA060500299IT
Page 46 of 52

L Line:



Final Measurement Results

Frequency MHz	QP Level dBμV	QP Limit dBμV	QP Delta dB
0.36615	47.53	58.59	11.06
0.64987	39.62	56.00	16.38
0.68715	41.62	56.00	14.38
0.76824	41.70	56.00	14.30
0.81231	41.19	56.00	14.81
1.66407	39.39	56.00	16.61
1.70432	39.79	56.00	16.21
4.54149	38.65	56.00	17.35

Frequency MHz	AV Level dBμV	AV Limit dBμV	AV Delta dB
0.36615	47.35	48.59	1.24
0.68715	40.90	46.00	5.10
0.73238	39.35	46.00	6.65
0.76824	40.98	46.00	5.02
0.81231	40.51	46.00	5.49
1.66407	39.13	46.00	6.87
1.70432	39.85	46.00	6.15
1.74556	38.65	46.00	7.35

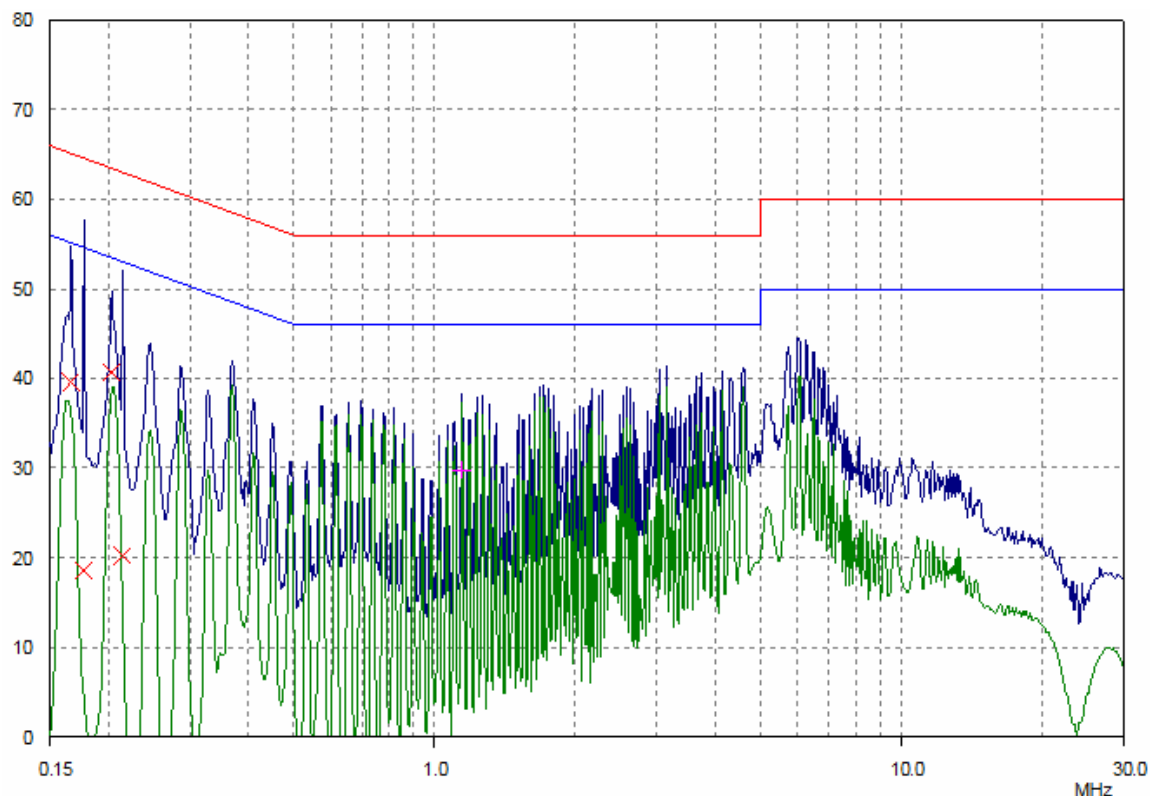
N Line:

SGS-CSTC Standards Technical Services Co., Ltd.

1/F, 7/F, 9/F, 10/F, the 3rd Building No. 889,
Yishan Road, Xuhui District, Shanghai, China

Telephone: +86 (0) 21 6495 1616
Fax: +86 (0) 21 5450 0954
Tino_Pan@sgs.com

Report No.: SHEMO060500299IT
Page 47 of 52



Final Measurement Results

Frequency MHz	QP Level dBμV	QP Limit dBμV	QP Delta dB
0.16637	39.56	65.14	25.58
0.17732	18.55	64.61	46.06
0.20304	40.62	63.49	22.87
0.21469	20.23	63.02	42.79

Frequency MHz	AV Level dBμV	AV Limit dBμV	AV Delta dB
1.14426	29.67	46.00	16.33

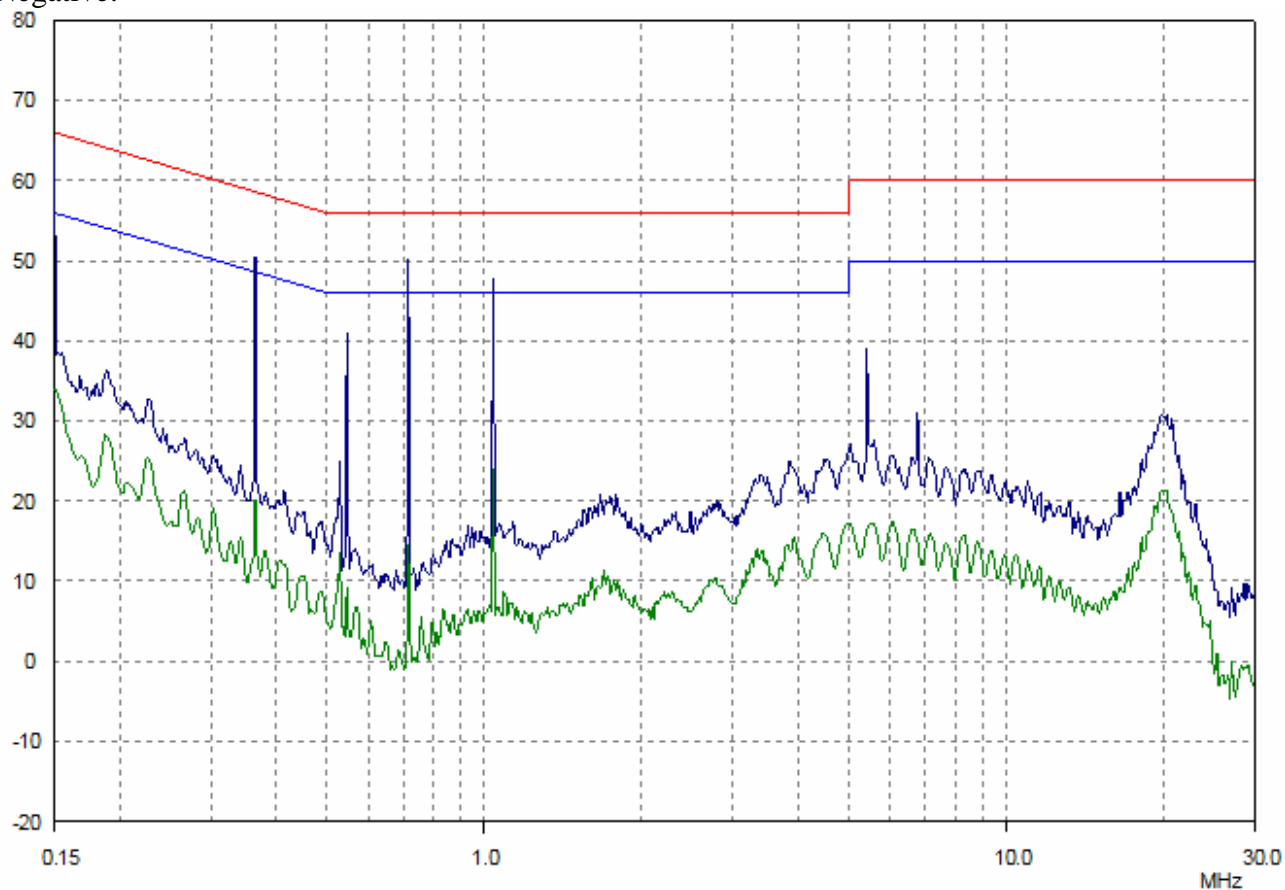
SGS-CSTC Standards Technical Services Co., Ltd.

1/F, 7/F, 9/F, 10/F, the 3rd Building No. 889,
Yishan Road, Xuhui District, Shanghai, China

Telephone: +86 (0) 21 6495 1616
Fax: +86 (0) 21 5450 0954
Tino_Pan@sgs.com

Report No.: SHEMA060500299IT
Page 48 of 52

Negative:



Frequency (MHz)	Receiver QP Level (dBuV)	Limit (dBuV)	Margin (dB)	Receiver AV Level (dBuV)	Limit (dBuV)	Margin (dB)
0.15	*	66	*	*	56	*
0.24	*	63.43	*	*	53.44	*
0.543	*	56	*	*	46	*
5.00	*	56	*	*	46	*
10.00	*	60	*	*	50	*
22.00	*	60	*	*	50	*
30.00	*	60	*	*	50	*

“*” means the emission level is 6dB lower than the relevant limit.

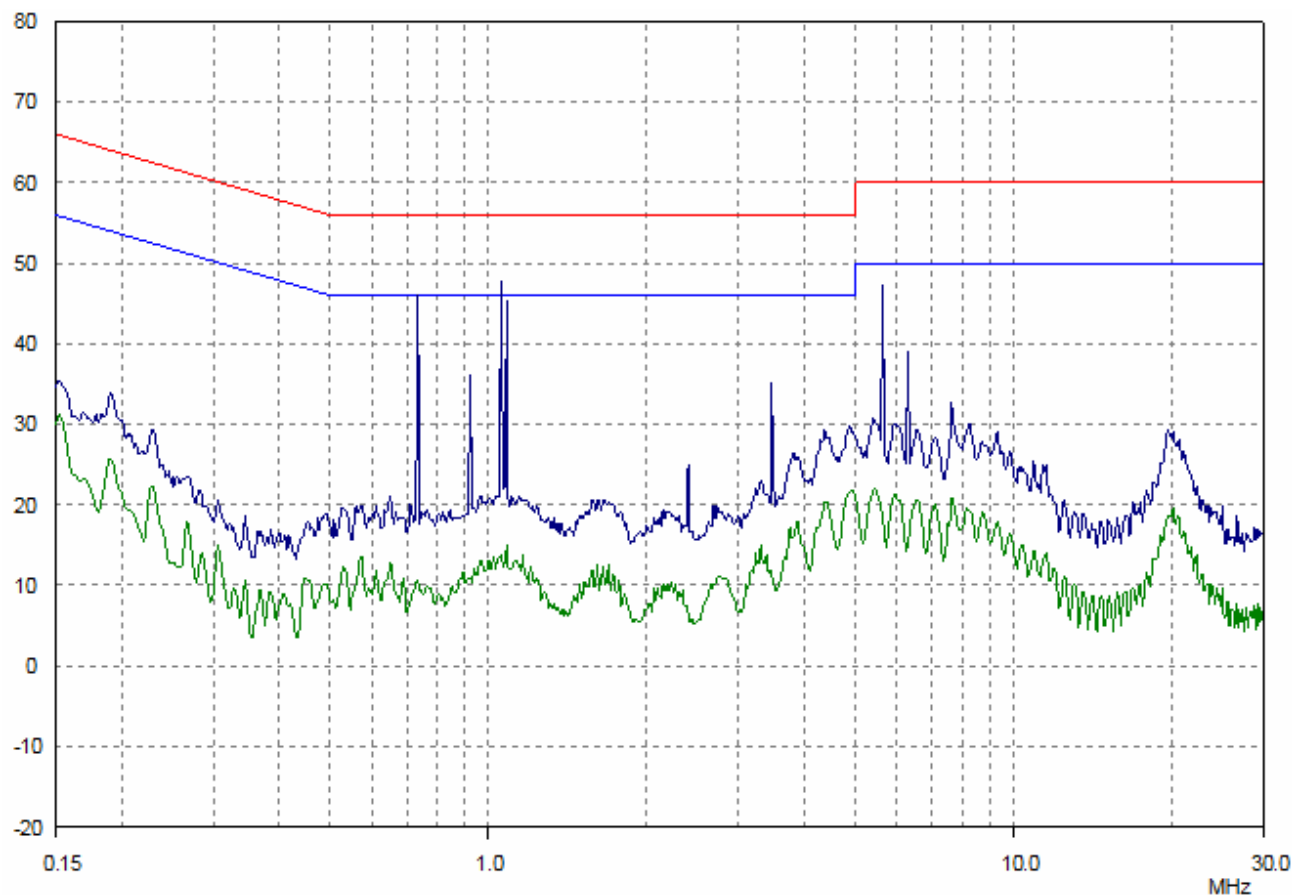
Positive:

SGS-CSTC Standards Technical Services Co., Ltd.

1/F, 7/F, 9/F, 10/F, the 3rd Building No. 889,
Yishan Road, Xuhui District, Shanghai, China

Telephone: +86 (0) 21 6495 1616
Fax: +86 (0) 21 5450 0954
Tino_Pan@sgs.com

Report No.: SHEMA060500299IT
Page 49 of 52



Frequency (MHz)	Receiver QP Level (dBuV)	Limit (dBuV)	Margin (dB)	Receiver AV Level (dBuV)	Limit (dBuV)	Margin (dB)
0.15	*	66	*	*	56	*
0.24	*	63.43	*	*	53.44	*
0.543	*	56	*	*	46	*
5.00	*	56	*	*	46	*
10.00	*	60	*	*	50	*
22.00	*	60	*	*	50	*
30.00	*	60	*	*	50	*

“*” means the emission level is 6dB lower than the relevant limit.

**SGS-CSTC Standards
Technical Services Co., Ltd.**

1/F, 7/F, 9/F, 10/F, the 3rd Building No. 889,
Yishan Road, Xuhui District, Shanghai, China

Telephone: +86 (0) 21 6495 1616
Fax: +86 (0) 21 5450 0954
Tino_Pan@sgs.com

Report No.: SHEMA060500299IT
Page 50 of 52

7 Photographs

7.1 Radiated Emission Test Setup




SGS-CSTC Standards Technical Services Co., Ltd.

1/F, 7/F, 9/F, 10/F, the 3rd Building No. 889,
Yishan Road, Xuhui District, Shanghai, China

Telephone: +86 (0) 21 6495 1616
Fax: +86 (0) 21 5450 0954
Tino_Pan@sgs.com

Report No.: SHEMO060500299IT
Page 51 of 52

7.2 Conducted Emission Test Setup



7.3 EUT Constructional Details



**SGS-CSTC Standards
Technical Services Co., Ltd.**

1/F, 7/F, 9/F, 10/F, the 3rd Building No. 889,
Yishan Road, Xuhui District, Shanghai, China

Telephone: +86 (0) 21 6495 1616
Fax: +86 (0) 21 5450 0954
Tino_Pan@sgs.com

Report No.: SHEMA060500299IT
Page 52 of 52



THE END OF REPORT