

**SGS-CSTC Standards
Technical Services Co., Ltd.**

1/F, 7/F, 9/F, 10/F, the 3rd Building No. 889,
Yishan Road, Xuhui District, Shanghai, China

Telephone: +86 (0) 21 6495 1616
Fax: +86 (0) 21 5450 0954
Tino_Pan@sgs.com

Report No.: SHEMO051100562IT
Page 1 of 30

FCC TEST REPORT(DOC)

Application No.: SHEMO051100562IT
Applicant: TCL&Alcatel Mobile Phones.
Equipment Under Test (EUT):

NOTE: The following sample(s) submitted was/were identified on behalf of the client as

EUT Name: GSM Mobile Phone
Type.: VLE5
Marketing Name: OT-E161a
Item No.: Not supplied by client
Serial No.: Not supplied by client
Standards: CFR 47 part 2: 2004,
CFR 47 Part 15: 2005,
ANSI C63.4: 2003

Date of Receipt: 3 November 2005
Date of Test: 3 November 2005 to 25 November 2005
Date of Issue: 28 November 2005

Test Result :	PASS
----------------------	-------------

Authorized Signature:



Tino Pan
E&E Section Head
SGS-CSTC Co., Ltd.



Chester Zhao
E&E Project Engineer
SGS-CSTC Co., Ltd

This report refers to the General Conditions for Inspection and Testing Services, printed overleaf

This report details the results of the testing carried out on one sample. The results contained in this test report do not relate to other samples of the same product and does not permit the use of the SGS PRODUCT CERTIFICATION MARK.. The manufacturer should ensure that all products in series production are in conformity with the product sample detailed in this report.

This report may only be reproduced and distributed in full. If the product in this report is used in any configuration other than that detailed in the report, the manufacturer must ensure the new system complies with all relevant standards. Any mention of SGS International Electrical Approvals or testing done by SGS International Electrical Approvals in connection with, distribution or use of the product described in this report must be approved by SGS International Electrical Approvals in writing.

All test results in this report can be traceable to National or International Standards.

SGS-CSTC Standards Technical Services Co., Ltd.

1/F, 7/F, 9/F, 10/F, the 3rd Building No. 889,
Yishan Road, Xuhui District, Shanghai, China

Telephone: +86 (0) 21 6495 1616
Fax: +86 (0) 21 5450 0954
Tino_Pan@sgs.com

Report No.: SHEMA051100562IT
Page 2 of 30

2 Test Summary

Test	Test Requirement	Test Method	Class / Severity	Result
Radiated Emission 30MHz-1000MHz	CFR 47 Part 15	ANSI C63.4: 2003	Class B	PASS
Conducted Emission 150KHz-30MHz	CFR 47 Part 15	ANSI C63.4: 2003	Class B	PASS

Note: OT-E161a has five power adaptors (ASTECC: 3DS09371AGAA, 3DS09371AAAA , LEADER: 3DS09371AGAA, 3DS09371AAAA , Primax: 3DS07848AAAA) and one earphone. Because OT-E161a and OT-E159a have the same power adaptors but only different antenna, acoustic cavity and clamshell, So OT-E161a should undertake Radiated emission test only, the other detail of test please refer to the SHEMA050700253IT and SHEMA050700265IT reports.

SGS-CSTC Standards Technical Services Co., Ltd.

1/F, 7/F, 9/F, 10/F, the 3rd Building No. 889,
Yishan Road, Xuhui District, Shanghai, China

Telephone: +86 (0) 21 6495 1616
Fax: +86 (0) 21 5450 0954
Tino_Pan@sgs.com

Report No.: SHEMO051100562IT
Page 3 of 30

3 Contents

	Page
1 COVER PAGE.....	1
2 TEST SUMMARY.....	2
3 CONTENTS.....	3
4 GENERAL INFORMATION.....	4
4.1 CLIENT INFORMATION	4
4.2 GENERAL DESCRIPTION OF E.U.T.....	4
4.3 DETAILS OF E.U.T.	4
4.4 DESCRIPTION OF SUPPORT UNITS	5
4.5 STANDARDS APPLICABLE FOR TESTING.....	5
4.6 TEST LOCATION.....	5
4.6 DEVIATION FROM STANDARDS	6
4.7 ABNORMALITIES FROM STANDARD CONDITIONS	6
4.8 MONITORING OF EUT FOR ALL IMMUNITY TEST.....	6
4.9 TEST CONFIDENT LEVEL	6
5 EQUIPMENTS USED DURING TEST	7
6 EMISSION TEST RESULTS.....	8
6.1 RADIATED EMISSIONS, 30MHZ TO 1GHZ.....	8
6.1.1 <i>E.U.T. Operation</i>	8
6.1.2 <i>Test setup:</i>	8
6.1.3 <i>Test Result:</i>	9
7 PHOTOGRAPHS.....	29
7.1 RADIATED EMISSION TEST SETUP.....	29
7.2 EUT CONSTRUCTIONAL DETAILS	30

SGS-CSTC Standards Technical Services Co., Ltd.

1/F, 7/F, 9/F, 10/F, the 3rd Building No. 889,
Yishan Road, Xuhui District, Shanghai, China

Telephone: +86 (0) 21 6495 1616
Fax: +86 (0) 21 5450 0954
Tino_Pan@sgs.com

Report No.: SHEMO051100562IT
Page 4 of 30

4 General Information

4.1 Client Information

Applicant: TCL&Alcatel Mobile Phones.
Address of Applicant: 30/F, Times Square, 500 Zhangyang RD. Shanghai 200122, P.R. China.

4.2 General Description of E.U.T.

EUT Name: GSM Mobile Phone
Model No.: VLE5
Marketing Name: OT-E161a
Brand Name: Not supplied by client
Serial No.: Not supplied by client

4.3 Details of E.U.T.

Power Supply 01: AC to DC charger(Model number: 3DS09371AGAA Input: 100V-127V~, 50/60Hz 0.15A Output:DC 4.5V, 0.35A)
P/N: 3DS09371AGAA
Manufactures: Astec

Power Cord 01: 2 m

Power Supply 02: AC to DC charger(Model number: 3DS09371AGAA Input: 100V-127V~, 0.3A 50/60Hz Output:DC 4.5V, 0.35A)
P/N: 3DS09371AGAA
Manufactures: Leader

Power Cord 02: 2.05 m

Power Supply03: AC to DC charger (Model NO: 3DS09371AAAA Input: AC 220V-240V~, 50/60Hz 0.3A Output: DC 4.5V, 0.35A)
Manufactures: Astec

Power Cord03: 2m

Power Supply04: AC to DC charger (Model NO: 3DS09371AAAA Input: AC 220V-240V~, 50/60Hz 0.15A Output:DC 4.5V, 0.35A)
Manufactures: Leader

Power Cord04: 2.06m

SGS-CSTC Standards Technical Services Co., Ltd.

1/F, 7/F, 9/F, 10/F, the 3rd Building No. 889,
Yishan Road, Xuhui District, Shanghai, China

Telephone: +86 (0) 21 6495 1616
Fax: +86 (0) 21 5450 0954
Tino_Pan@sgs.com

Report No.: SHEMO051100562IT
Page 5 of 30

Power Supply05: DC to DC charger (Model NO: 3DS07848AAAA Input: DC 12V/24V Output: DC 4.5V)
Manufactures: Primax

Power Cord05: 2.64m
Headset P/N: 3DS07855AAAA
Manufacturers: Merry

Batthey DC 3.7V / 650mAh
Manufacturers: BYD

4.4 Description of Support Units

Name / Function	Model No	Remark
N/A	N/A	N/A

4.5 Standards Applicable for Testing

The customer requested EMC tests for a GSM Mobile Phone.

The standards used was CFR 47 part 2: 2004 and CFR 47 part 15: 2005:

Table 1 : Tests Carried Out Under CFR 47 Part 15: 2005 :

Standard		Status
FCC Part 15 Subpart B: 2005	Radiated Emission	√
FCC Part 15 Subpart B: 2005	Conducted Emission	√

× Indicates that the test is not applicable
√ Indicates that the test is applicable

4.6 Test Location

All tests were performed at:

SIMT EMC Laboratory, 1/F, Building No.1, Agriculture Machinery Materials Company
No.716 Yi shan Road, Shanghai, P.R.China.

Tel: +86 21 64701390 Fax: +86 21 64514252

SGS-CSTC Standards Technical Services Co., Ltd.

1/F, 7/F, 9/F, 10/F, the 3rd Building No. 889,
Yishan Road, Xuhui District, Shanghai, China

Telephone: +86 (0) 21 6495 1616
Fax: +86 (0) 21 5450 0954
Tino_Pan@sgs.com

Report No.: SHEMO051100562IT
Page 6 of 30

4.6 Deviation from Standards

None.

4.7 Abnormalities from Standard Conditions

None.

4.8 Monitoring of EUT for All Immunity Test

N/A

4.9 Test Confident level

Test Confident level is recognized, certified, or accredited by the following organizations:

NVLAP – Lab Code: 200632-0

SIMT EMC Laboratory is recognized under the National Voluntary Laboratory Accreditation Program (NVLAP/NIST).
NVLAP Code: 200632-0. Effective through December 31, 2004.

VCCI

The 10m Semi-anechoic chamber and Shielded Room of SIMT have been registered in accordance with the Regulations for Voluntary Control Measures with Registration No.: 1153.
Date of Registration: May 29, 2004. Valid until May 18, 2007

CNAL – LAB Code: L0134

SIMT EMC Laboratory has been assessed and in compliance with CNAL/AC01:2002 accreditation criteria for testing laboratories (identical to ISO/IEC 17025:1999 General Requirements) for the Competence of Testing Laboratories.

FCC – Registration No.: 142171

SIMT EMC Laboratory has been registered and fully described in a report filed with the (FCC) Federal Communications Commission. The acceptance letter from the FCC is maintained in our files. Registration 142171, December 9, 2002. With the above and NVLAP, SIMT is an authorized test laboratory for the DoC process.

**SGS-CSTC Standards
Technical Services Co., Ltd.**

1/F, 7/F, 9/F, 10/F, the 3rd Building No. 889,
Yishan Road, Xuhui District, Shanghai, China

Telephone: +86 (0) 21 6495 1616
Fax: +86 (0) 21 5450 0954
Tino_Pan@sgs.com

Report No.: SHEMO051100562IT
Page 7 of 30

5 Equipments Used during Test

Radiated Emission Test in Chamber						
CFR 47 part 15: 2005						
Item	Test Equipment	Manufacturer	Model No.	Serial No.	Cal. Date	Cal. Date
1	10*12*6.5m SAC	Fronkonia	NA	NA	2004.07.28	2005.07.27
1	HORN ANTENNA	R&S	HF 906	100023	2005.07.24	2006.07.23
2	BROADBAND ANTENNA	R&S	HL 562	100019	2005.10.10	2006.10.09
3	EMI TEST RECEIVER	R&S	ESI 26	838786/011	2005.08.13	2006.08.13
4	UNIVERSAL RADIO COMMUNICATION TESTER	R&S	CMU 200	SHEM04-1	2005.09.01	2006.08.31
Conducted Emission						
CFR 47 part 15: 2005						
Item	Test Equipment	Manufacturer	Model No.	Serial No.	Cal. Date	Cal. Date
1	EMI TEST RECEIVER	R&S	ESCS 30	100070	2005.08.28	2006.08.27
2	ARTIFICIAL MAINS NETWORK	R&S	ESH2-Z5	100030	2005.09.19	2006.09.18
3	2 X 2 WIRE ISN	R&S	ENY 22	100052	2005.09.06	2006.09.05
4	FOUR WIRE ISN	R&S	ENY 41	100064	2005.09.06	2006.09.05
5	RF CURRENT PROBE	FCC	FCC-F-52	129	2005.08.22	2006.08.21
6	UNIVERSAL RADIO COMMUNICATION TESTER	R&S	CMU 200	SHEM04-1	2005.09.01	2006.08.31
General Equipment						
Item	Test Equipment	Manufacturer	Model No.	Serial No.	Cal. Date	Cal. Date
1	Temperature, Humidity & Barometer	Oregon Scientific	BA-888	EMC0001 to EMC0004	2005.07.25	2006.07.24
2	DMM	Fluke	73	70681569 or 70671122	2005.07.23	2006.07.22

SGS-CSTC Standards Technical Services Co., Ltd.

1/F, 7/F, 9/F, 10/F, the 3rd Building No. 889,
Yishan Road, Xuhui District, Shanghai, China

Telephone: +86 (0) 21 6495 1616
Fax: +86 (0) 21 5450 0954
Tino_Pan@sgs.com

Report No.: SHEMA051100562IT
Page 8 of 30

6 Emission Test Results

6.1 Radiated Emissions, 30MHz to 1GHz

Test Requirement:	CFR 47 Part 15
Test Method:	ANSI C63.4, CISPR 22
Test Date:	13 November 2005
Frequency Range:	30MHz to 1GHz
Measurement Distance:	3m for ANSI C63.4 and 10m for CISPR 22
Class:	N/A
Detector:	Peak for pre-scan (120kHz resolution bandwidth)

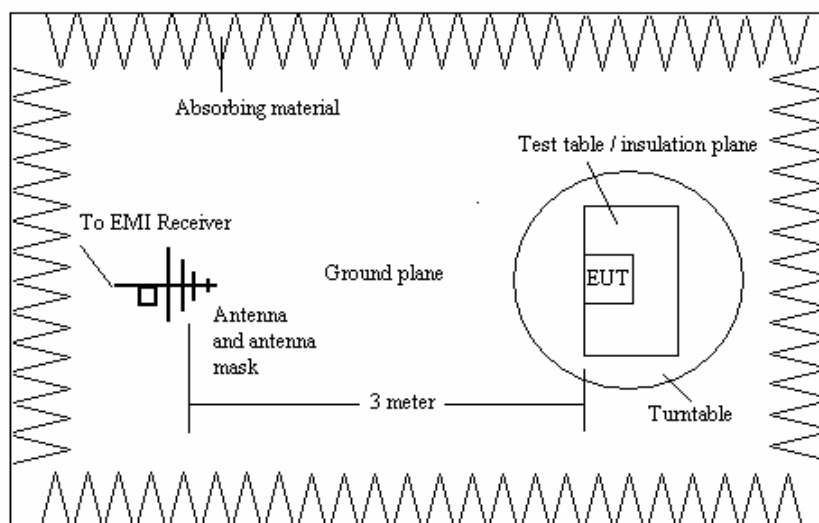
6.1.1 E.U.T. Operation

Operating Environment:

Temperature: 25.0°C Humidity: 55 % RH Atmospheric Pressure: 1004 mbar

EUT Operation: EUT allocated channel mode Charging, GSM850, PCS 1900 with headset.

6.1.2 Test setup:



SGS-CSTC Standards Technical Services Co., Ltd.

1/F, 7/F, 9/F, 10/F, the 3rd Building No. 889,
Yishan Road, Xuhui District, Shanghai, China

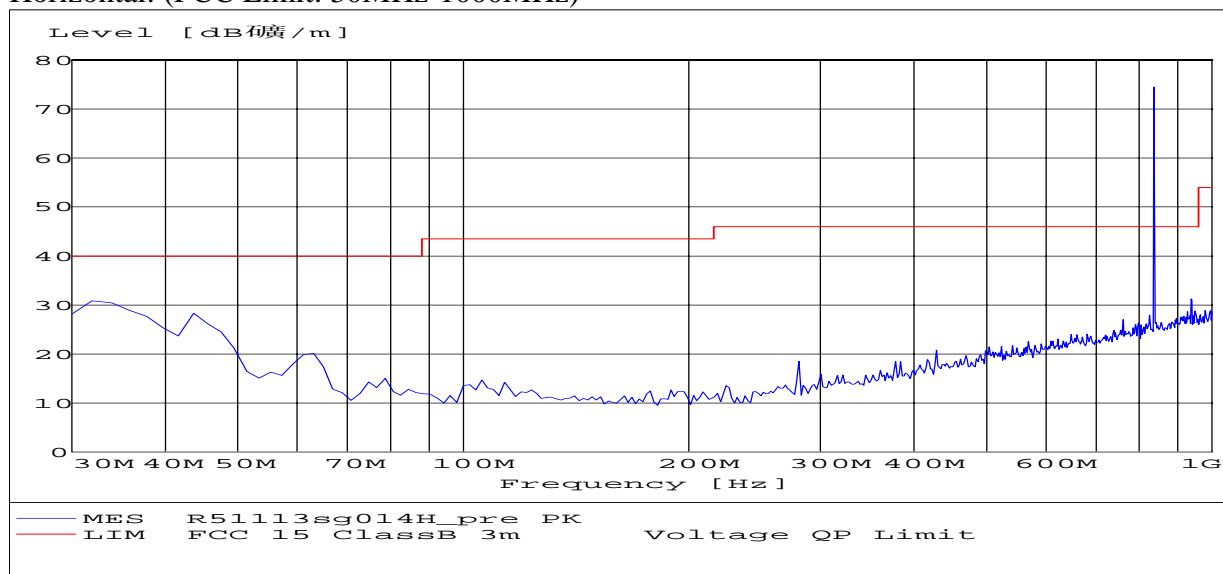
Telephone: +86 (0) 21 6495 1616
Fax: +86 (0) 21 5450 0954
Tino_Pan@sgs.com

Report No.: SHEMA051100562IT
Page 9 of 30

6.1.3 Test Result:

GSM 850 connected: (test OT-E161a with 3DS09371AGAA of Leader power adaptor)

Horizontal: (FCC Limit: 30MHz-1000MHz)



Frequency (MHz)	Antenna Polarization	Receiver QP Reading (dBuV/m)	Limit (dBuV/m)	Margin (dB)	Antenna Height (cm)	Turntable Angle (°)
30	Horizontal	*	40	*	-	-
45	Horizontal	*	40	*	-	-
88	Horizontal	*	43.5	*	-	-
150	Horizontal	*	43.5	*	-	-
216	Horizontal	*	46	*	-	-
560	Horizontal	*	46	*	-	-
960	Horizontal	*	54	*	-	-
1000	Horizontal	*	54	*	-	-

1. All readings are Peak values.

2. "*" means the emission level is 6 dB below the relevant limit.

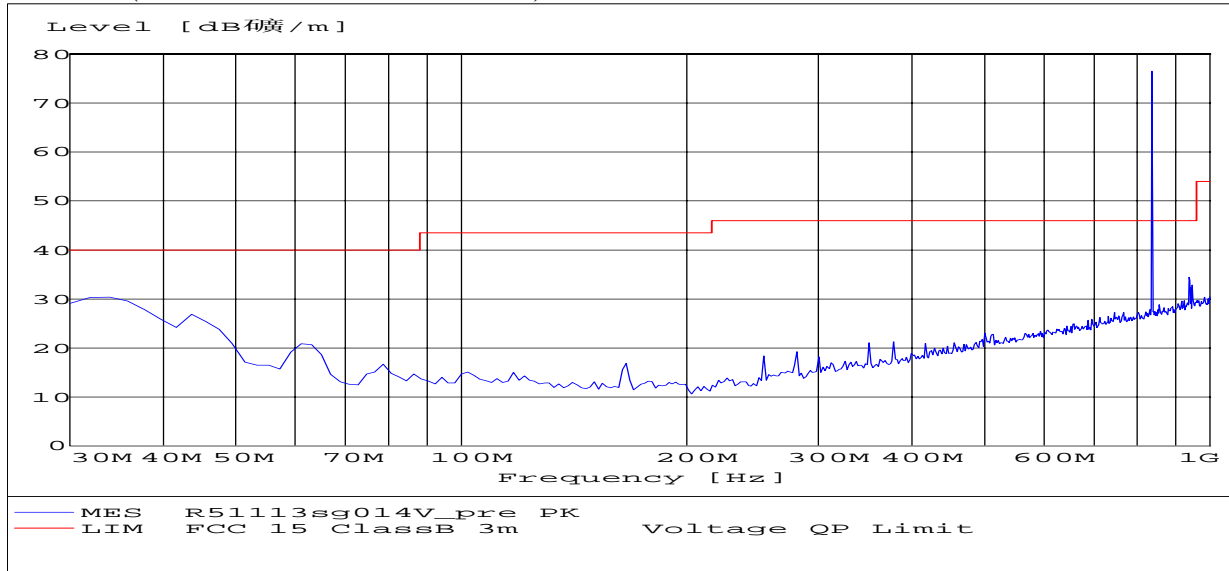
SGS-CSTC Standards Technical Services Co., Ltd.

1/F, 7/F, 9/F, 10/F, the 3rd Building No. 889,
Yishan Road, Xuhui District, Shanghai, China

Telephone: +86 (0) 21 6495 1616
Fax: +86 (0) 21 5450 0954
Tino_Pan@sgs.com

Report No.: SHEMA051100562IT
Page 10 of 30

Vertical: (FCC Limit: 30MHz-1000MHz)



Frequency (MHz)	Antenna Polarization	Receiver QP Reading (dBuV/m)	Limit (dBuV/m)	Margin (dB)	Antenna Height (cm)	Turntable Angle (°)
30	Vertical	*	40	*	-	-
45	Vertical	*	40	*	-	-
88	Vertical	*	43.5	*	-	-
150	Vertical	*	43.5	*	-	-
216	Vertical	*	46	*	-	-
560	Vertical	*	46	*	-	-
960	Vertical	*	54	*	-	-
1000	Vertical	*	54	*	-	-

1. All readings are Peak values.

2. "*" means the emission level is 6 dB below the relevant limit.

SGS-CSTC Standards Technical Services Co., Ltd.

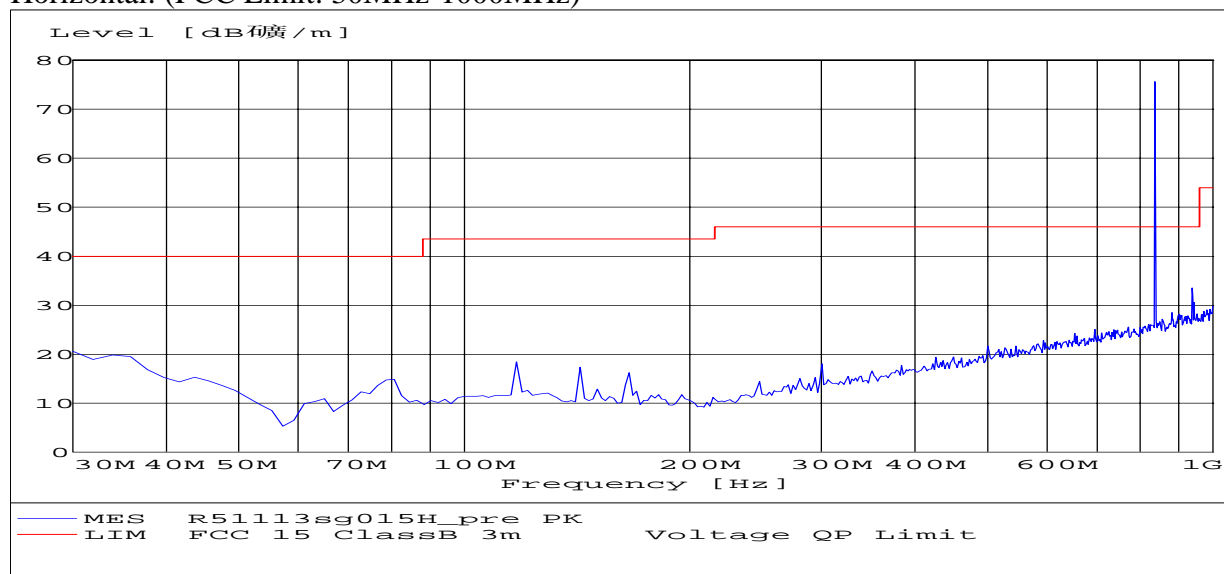
1/F, 7/F, 9/F, 10/F, the 3rd Building No. 889,
Yishan Road, Xuhui District, Shanghai, China

Telephone: +86 (0) 21 6495 1616
Fax: +86 (0) 21 5450 0954
Tino_Pan@sgs.com

Report No.: SHEMO051100562IT
Page 11 of 30

GSM 850 connected: (test OT-E161a with 3DS09371AGAA of Astec power adaptor)

Horizontal: (FCC Limit: 30MHz-1000MHz)



Frequency (MHz)	Antenna Polarization	Receiver QP Reading (dBuV/m)	Limit (dBuV/m)	Margin (dB)	Antenna Height (cm)	Turntable Angle (°)
30	Horizontal	*	40	*	-	-
45	Horizontal	*	40	*	-	-
88	Horizontal	*	43.5	*	-	-
150	Horizontal	*	43.5	*	-	-
216	Horizontal	*	46	*	-	-
560	Horizontal	*	46	*	-	-
960	Horizontal	*	54	*	-	-
1000	Horizontal	*	54	*	-	-

1. All readings are Peak values.

2. “*” means the emission level is 6 dB below the relevant limit.

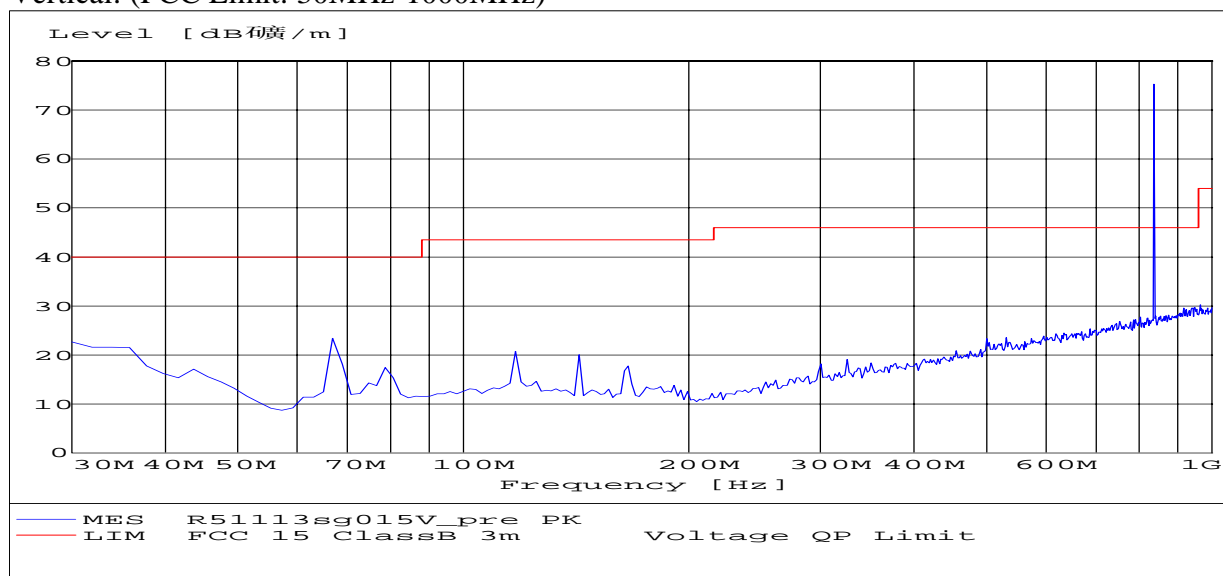
SGS-CSTC Standards Technical Services Co., Ltd.

1/F, 7/F, 9/F, 10/F, the 3rd Building No. 889,
Yishan Road, Xuhui District, Shanghai, China

Telephone: +86 (0) 21 6495 1616
Fax: +86 (0) 21 5450 0954
Tino_Pan@sgs.com

Report No.: SHEMO051100562IT
Page 12 of 30

Vertical: (FCC Limit: 30MHz-1000MHz)



Frequency (MHz)	Antenna Polarization	Receiver QP Reading (dBuV/m)	Limit (dBuV/m)	Margin (dB)	Antenna Height (cm)	Turntable Angle (°)
30	Vertical	*	40	*	-	-
45	Vertical	*	40	*	-	-
88	Vertical	*	43.5	*	-	-
150	Vertical	*	43.5	*	-	-
216	Vertical	*	46	*	-	-
560	Vertical	*	46	*	-	-
960	Vertical	*	54	*	-	-
1000	Vertical	*	54	*	-	-

1. All readings are Peak values.

2. "*" means the emission level is 6 dB below the relevant limit.

SGS-CSTC Standards Technical Services Co., Ltd.

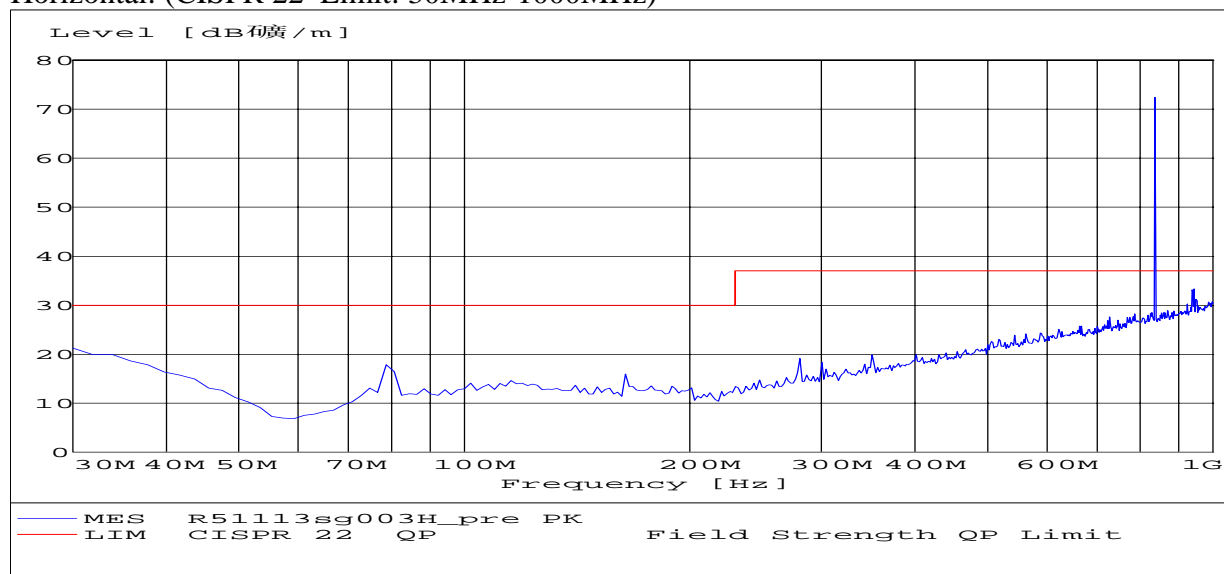
1/F, 7/F, 9/F, 10/F, the 3rd Building No. 889,
Yishan Road, Xuhui District, Shanghai, China

Telephone: +86 (0) 21 6495 1616
Fax: +86 (0) 21 5450 0954
Tino_Pan@sgs.com

Report No.: SHEMA051100562IT
Page 13 of 30

GSM 850 connected: (test OT-E161a with 3DS09371AAAA of Astec power adaptor)

Horizontal: (CISPR 22 Limit: 30MHz-1000MHz)



Frequency (MHz)	Antenna Polarization	Receiver QP Reading (dBuV/m)	Limit (dBuV/m)	Margin (dB)	Antenna Height (cm)	Turntable Angle (°)
30	Horizontal	*	40	*	-	-
45	Horizontal	*	40	*	-	-
88	Horizontal	*	43.5	*	-	-
150	Horizontal	*	43.5	*	-	-
216	Horizontal	*	46	*	-	-
560	Horizontal	*	46	*	-	-
960	Horizontal	*	54	*	-	-
1000	Horizontal	*	54	*	-	-

1. All readings are Peak values.

2. “*” means the emission level is 6 dB below the relevant limit.

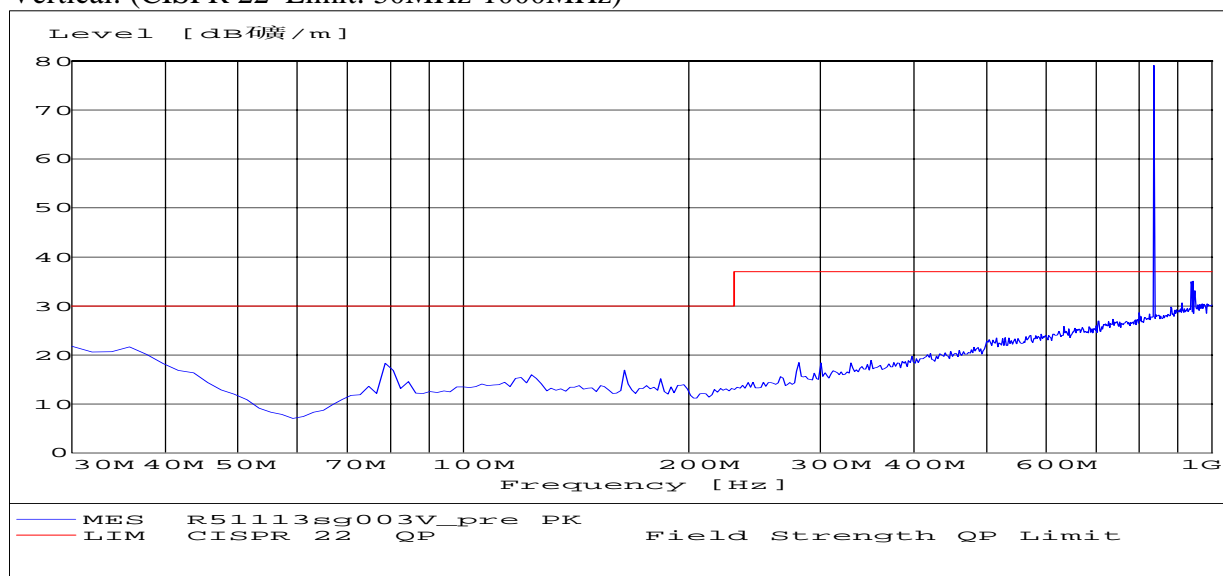
SGS-CSTC Standards Technical Services Co., Ltd.

1/F, 7/F, 9/F, 10/F, the 3rd Building No. 889,
Yishan Road, Xuhui District, Shanghai, China

Telephone: +86 (0) 21 6495 1616
Fax: +86 (0) 21 5450 0954
Tino_Pan@sgs.com

Report No.: SHEMO051100562IT
Page 14 of 30

Vertical: (CISPR 22 Limit: 30MHz-1000MHz)



Frequency (MHz)	Antenna Polarization	Receiver QP Reading (dBuV/m)	Limit (dBuV/m)	Margin (dB)	Antenna Height (cm)	Turntable Angle (°)
30	Vertical	*	40	*	-	-
45	Vertical	*	40	*	-	-
88	Vertical	*	43.5	*	-	-
150	Vertical	*	43.5	*	-	-
216	Vertical	*	46	*	-	-
560	Vertical	*	46	*	-	-
960	Vertical	*	54	*	-	-
1000	Vertical	*	54	*	-	-

1. All readings are Peak values.

2. "*" means the emission level is 6 dB below the relevant limit.

SGS-CSTC Standards Technical Services Co., Ltd.

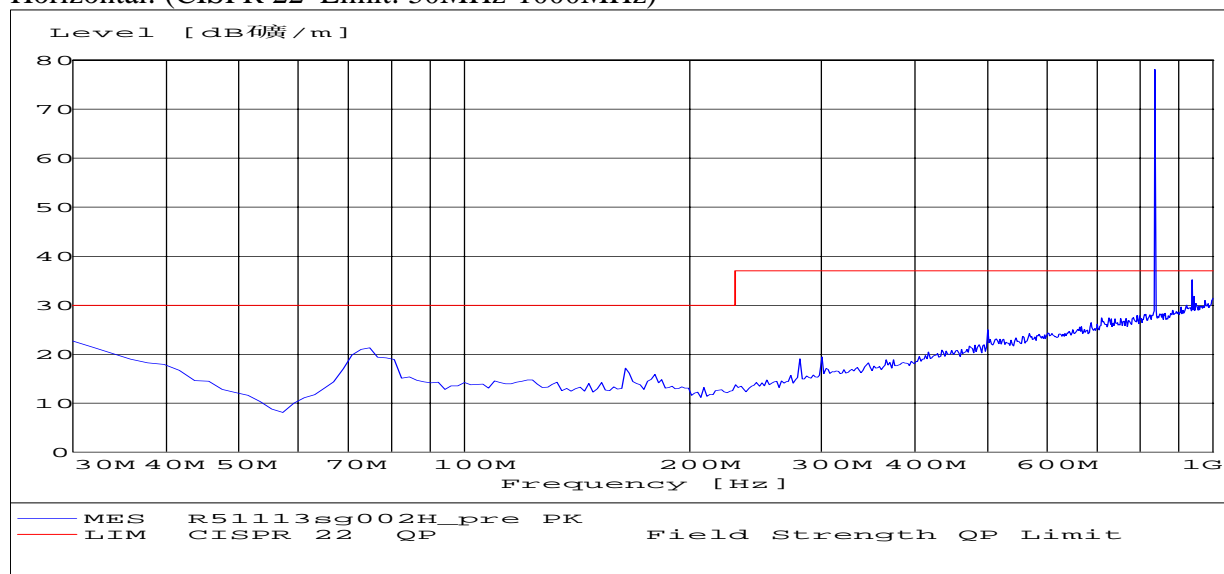
1/F, 7/F, 9/F, 10/F, the 3rd Building No. 889,
Yishan Road, Xuhui District, Shanghai, China

Telephone: +86 (0) 21 6495 1616
Fax: +86 (0) 21 5450 0954
Tino_Pan@sgs.com

Report No.: SHEMA051100562IT
Page 15 of 30

GSM 850 connected: (test OT-E161a with 3DS09371AAAA of Leader power adaptor)

Horizontal: (CISPR 22 Limit: 30MHz-1000MHz)



Frequency (MHz)	Antenna Polarization	Receiver QP Reading (dBuV/m)	Limit (dBuV/m)	Margin (dB)	Antenna Height (cm)	Turntable Angle (°)
30	Horizontal	*	40	*	-	-
45	Horizontal	*	40	*	-	-
88	Horizontal	*	43.5	*	-	-
150	Horizontal	*	43.5	*	-	-
216	Horizontal	*	46	*	-	-
560	Horizontal	*	46	*	-	-
960	Horizontal	*	54	*	-	-
1000	Horizontal	*	54	*	-	-

1. All readings are Peak values.

2. “*” means the emission level is 6 dB below the relevant limit.

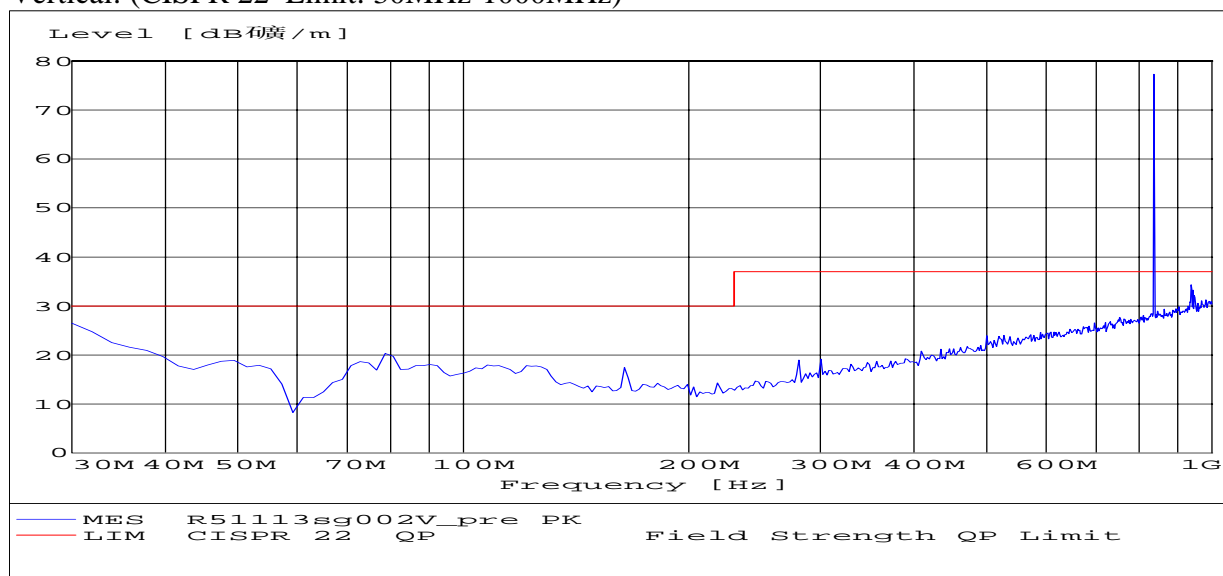
SGS-CSTC Standards Technical Services Co., Ltd.

1/F, 7/F, 9/F, 10/F, the 3rd Building No. 889,
Yishan Road, Xuhui District, Shanghai, China

Telephone: +86 (0) 21 6495 1616
Fax: +86 (0) 21 5450 0954
Tino_Pan@sgs.com

Report No.: SHEMA051100562IT
Page 16 of 30

Vertical: (CISPR 22 Limit: 30MHz-1000MHz)



Frequency (MHz)	Antenna Polarization	Receiver QP Reading (dBuV/m)	Limit (dBuV/m)	Margin (dB)	Antenna Height (cm)	Turntable Angle (°)
30	Vertical	*	40	*	-	-
45	Vertical	*	40	*	-	-
88	Vertical	*	43.5	*	-	-
150	Vertical	*	43.5	*	-	-
216	Vertical	*	46	*	-	-
560	Vertical	*	46	*	-	-
960	Vertical	*	54	*	-	-
1000	Vertical	*	54	*	-	-

1. All readings are Peak values.

2. "*" means the emission level is 6 dB below the relevant limit.

SGS-CSTC Standards Technical Services Co., Ltd.

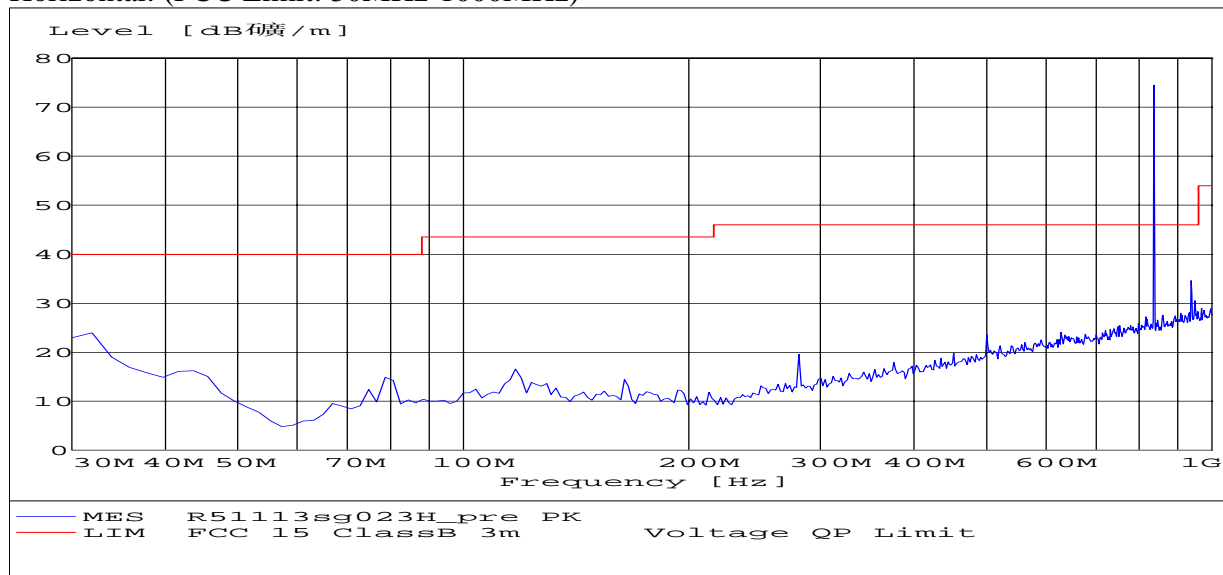
1/F, 7/F, 9/F, 10/F, the 3rd Building No. 889,
Yishan Road, Xuhui District, Shanghai, China

Telephone: +86 (0) 21 6495 1616
Fax: +86 (0) 21 5450 0954
Tino_Pan@sgs.com

Report No.: SHEMO051100562IT
Page 17 of 30

GSM 850 connected: (test OT-E161a with 3DS07848AAAA of Primax power adaptor)

Horizontal: (FCC Limit: 30MHz-1000MHz)



Frequency (MHz)	Antenna Polarization	Receiver QP Reading (dBuV/m)	Limit (dBuV/m)	Margin (dB)	Antenna Height (cm)	Turntable Angle (°)
30	Horizontal	*	40	*	-	-
45	Horizontal	*	40	*	-	-
88	Horizontal	*	43.5	*	-	-
150	Horizontal	*	43.5	*	-	-
216	Horizontal	*	46	*	-	-
560	Horizontal	*	46	*	-	-
960	Horizontal	*	54	*	-	-
1000	Horizontal	*	54	*	-	-

1. All readings are Peak values.

2. "*" means the emission level is 6 dB below the relevant limit.

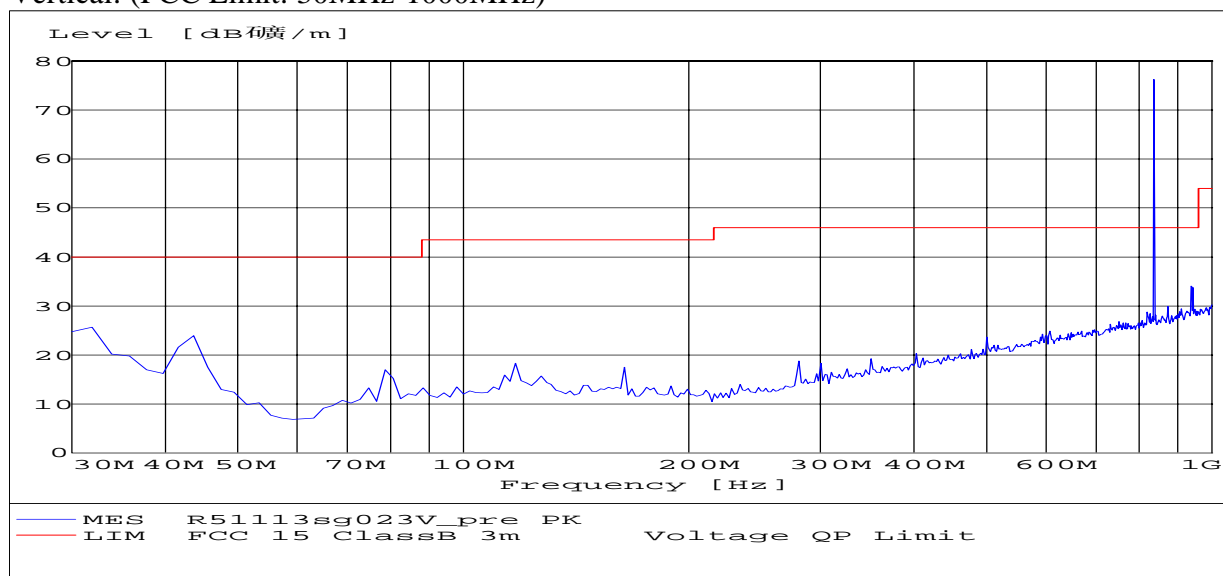
SGS-CSTC Standards Technical Services Co., Ltd.

1/F, 7/F, 9/F, 10/F, the 3rd Building No. 889,
Yishan Road, Xuhui District, Shanghai, China

Telephone: +86 (0) 21 6495 1616
Fax: +86 (0) 21 5450 0954
Tino_Pan@sgs.com

Report No.: SHEMO051100562IT
Page 18 of 30

Vertical: (FCC Limit: 30MHz-1000MHz)



Frequency (MHz)	Antenna Polarization	Receiver QP Reading (dBuV/m)	Limit (dBuV/m)	Margin (dB)	Antenna Height (cm)	Turntable Angle (°)
30	Vertical	*	40	*	-	-
45	Vertical	*	40	*	-	-
88	Vertical	*	43.5	*	-	-
150	Vertical	*	43.5	*	-	-
216	Vertical	*	46	*	-	-
560	Vertical	*	46	*	-	-
960	Vertical	*	54	*	-	-
1000	Vertical	*	54	*	-	-

1. All readings are Peak values.

2. "*" means the emission level is 6 dB below the relevant limit.

SGS-CSTC Standards Technical Services Co., Ltd.

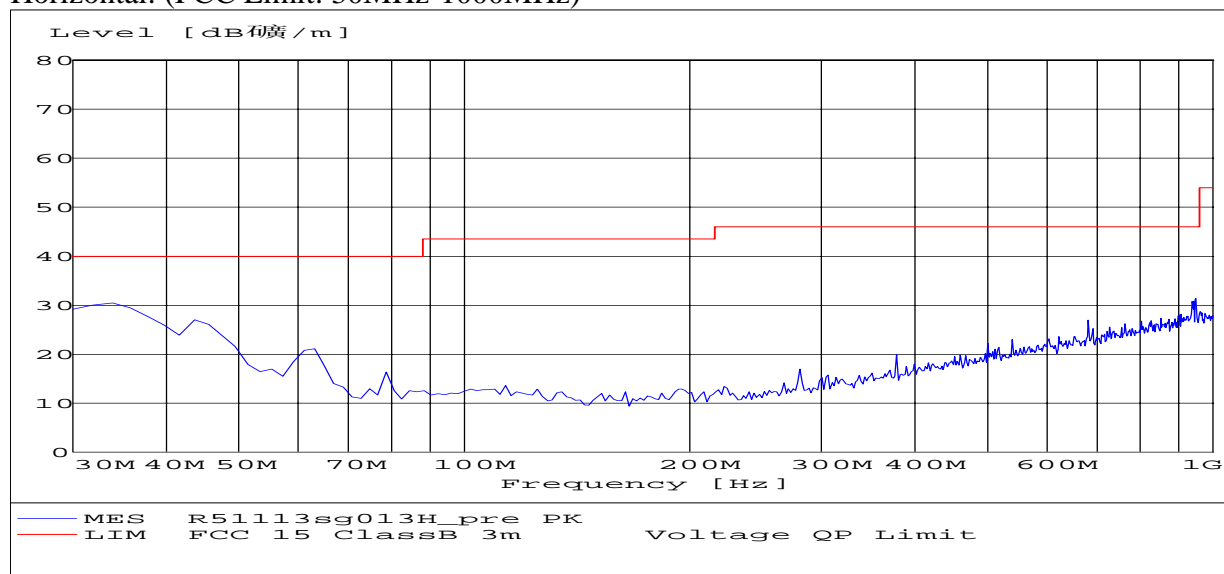
1/F, 7/F, 9/F, 10/F, the 3rd Building No. 889,
Yishan Road, Xuhui District, Shanghai, China

Telephone: +86 (0) 21 6495 1616
Fax: +86 (0) 21 5450 0954
Tino_Pan@sgs.com

Report No.: SHEMO051100562IT
Page 19 of 30

PCS 1900 connected: (test OT-E161a with 3DS09371AGAA of Leader power adaptor)

Horizontal: (FCC Limit: 30MHz-1000MHz)



Frequency (MHz)	Antenna Polarization	Receiver QP Reading (dBuV/m)	Limit (dBuV/m)	Margin (dB)	Antenna Height (cm)	Turntable Angle (°)
30	Horizontal	*	40	*	-	-
45	Horizontal	*	40	*	-	-
88	Horizontal	*	43.5	*	-	-
150	Horizontal	*	43.5	*	-	-
216	Horizontal	*	46	*	-	-
560	Horizontal	*	46	*	-	-
960	Horizontal	*	54	*	-	-
1000	Horizontal	*	54	*	-	-

1. All readings are Peak values.

2. "*" means the emission level is 6 dB below the relevant limit.

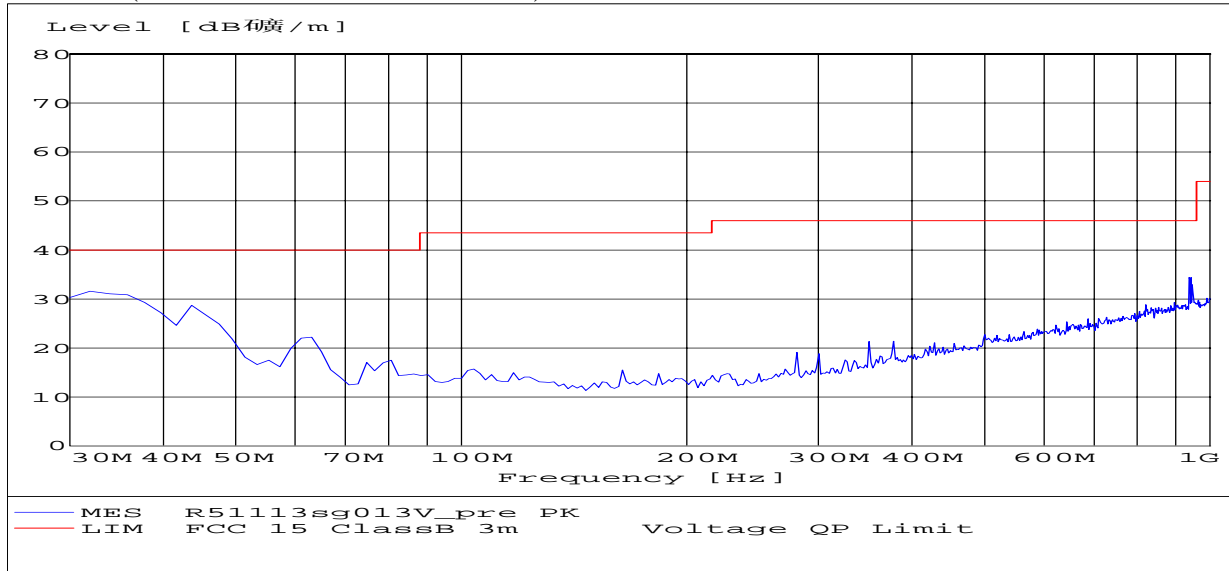
SGS-CSTC Standards Technical Services Co., Ltd.

1/F, 7/F, 9/F, 10/F, the 3rd Building No. 889,
Yishan Road, Xuhui District, Shanghai, China

Telephone: +86 (0) 21 6495 1616
Fax: +86 (0) 21 5450 0954
Tino_Pan@sgs.com

Report No.: SHEMO051100562IT
Page 20 of 30

Vertical: (FCC Limit: 30MHz-1000MHz)



Frequency (MHz)	Antenna Polarization	Receiver QP Reading (dBuV/m)	Limit (dBuV/m)	Margin (dB)	Antenna Height (cm)	Turntable Angle (°)
30	Vertical	*	40	*	-	-
45	Vertical	*	40	*	-	-
88	Vertical	*	43.5	*	-	-
150	Vertical	*	43.5	*	-	-
216	Vertical	*	46	*	-	-
560	Vertical	*	46	*	-	-
960	Vertical	*	54	*	-	-
1000	Vertical	*	54	*	-	-

1. All readings are Peak values.

2. "*" means the emission level is 6 dB below the relevant limit.

SGS-CSTC Standards Technical Services Co., Ltd.

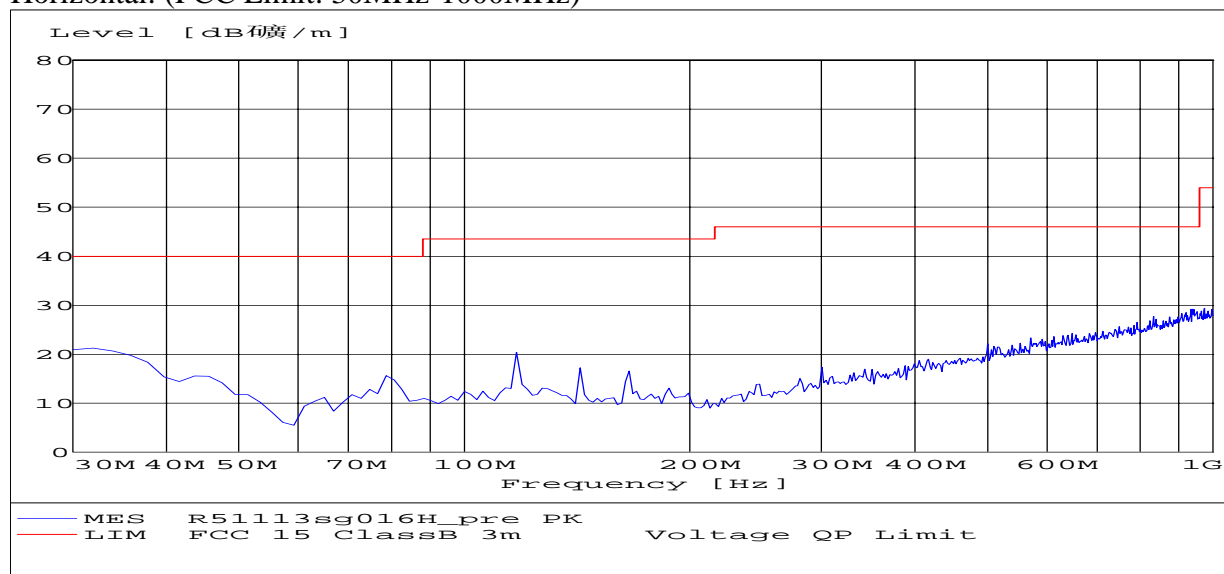
1/F, 7/F, 9/F, 10/F, the 3rd Building No. 889,
Yishan Road, Xuhui District, Shanghai, China

Telephone: +86 (0) 21 6495 1616
Fax: +86 (0) 21 5450 0954
Tino_Pan@sgs.com

Report No.: SHEMA051100562IT
Page 21 of 30

PCS 1900 connected: (test OT-E161a with 3DS09371AGAA of Astec power adaptor)

Horizontal: (FCC Limit: 30MHz-1000MHz)



Frequency (MHz)	Antenna Polarization	Receiver QP Reading (dBuV/m)	Limit (dBuV/m)	Margin (dB)	Antenna Height (cm)	Turntable Angle (°)
30	Horizontal	*	40	*	-	-
45	Horizontal	*	40	*	-	-
88	Horizontal	*	43.5	*	-	-
150	Horizontal	*	43.5	*	-	-
216	Horizontal	*	46	*	-	-
560	Horizontal	*	46	*	-	-
960	Horizontal	*	54	*	-	-
1000	Horizontal	*	54	*	-	-

1. All readings are Peak values.

2. "*" means the emission level is 6 dB below the relevant limit.

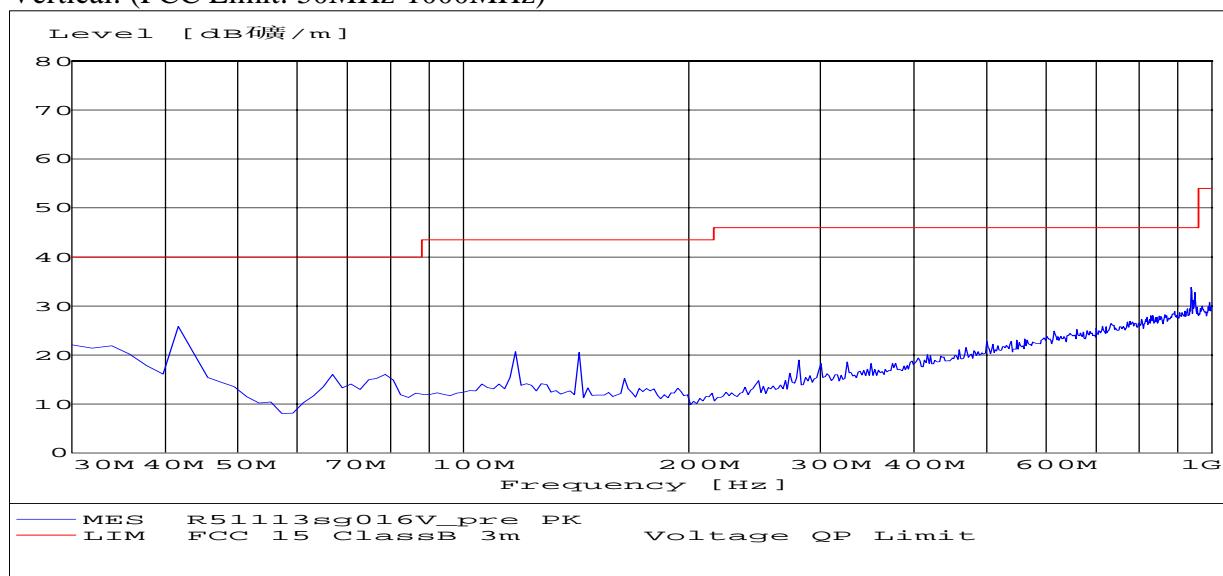
SGS-CSTC Standards Technical Services Co., Ltd.

1/F, 7/F, 9/F, 10/F, the 3rd Building No. 889,
Yishan Road, Xuhui District, Shanghai, China

Telephone: +86 (0) 21 6495 1616
Fax: +86 (0) 21 5450 0954
Tino_Pan@sgs.com

Report No.: SHEMA051100562IT
Page 22 of 30

Vertical: (FCC Limit: 30MHz-1000MHz)



Frequency (MHz)	Antenna Polarization	Receiver QP Reading (dBuV/m)	Limit (dBuV/m)	Margin (dB)	Antenna Height (cm)	Turntable Angle (°)
30	Vertical	*	40	*	-	-
45	Vertical	*	40	*	-	-
88	Vertical	*	43.5	*	-	-
150	Vertical	*	43.5	*	-	-
216	Vertical	*	46	*	-	-
560	Vertical	*	46	*	-	-
960	Vertical	*	54	*	-	-
1000	Vertical	*	54	*	-	-

1. All readings are Peak values.

2. "*" means the emission level is 6 dB below the relevant limit.

SGS-CSTC Standards Technical Services Co., Ltd.

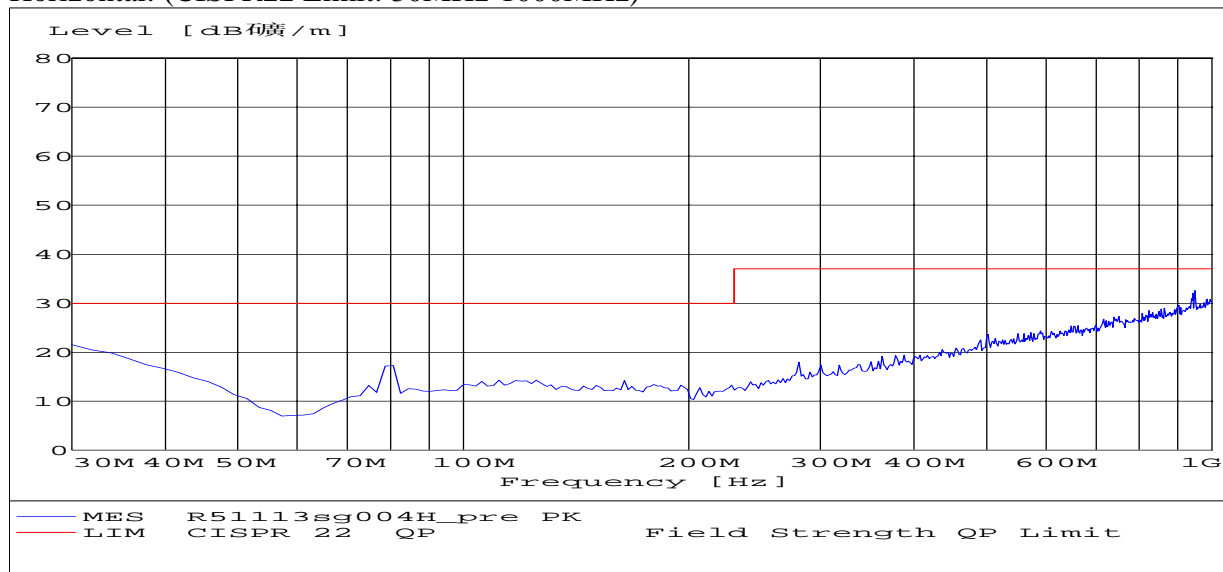
1/F, 7/F, 9/F, 10/F, the 3rd Building No. 889,
Yishan Road, Xuhui District, Shanghai, China

Telephone: +86 (0) 21 6495 1616
Fax: +86 (0) 21 5450 0954
Tino_Pan@sgs.com

Report No.: SHEMA051100562IT
Page 23 of 30

PCS 1900 connected: (test OT-E161a with 3DS09371AAAA of Astec power adaptor)

Horizontal: (CISPR22 Limit: 30MHz-1000MHz)



Frequency (MHz)	Antenna Polarization	Receiver QP Reading (dBuV/m)	Limit (dBuV/m)	Margin (dB)	Antenna Height (cm)	Turntable Angle (°)
30	Horizontal	*	40	*	-	-
45	Horizontal	*	40	*	-	-
88	Horizontal	*	43.5	*	-	-
150	Horizontal	*	43.5	*	-	-
216	Horizontal	*	46	*	-	-
560	Horizontal	*	46	*	-	-
960	Horizontal	*	54	*	-	-
1000	Horizontal	*	54	*	-	-

1. All readings are Peak values.

2. “*” means the emission level is 6 dB below the relevant limit.

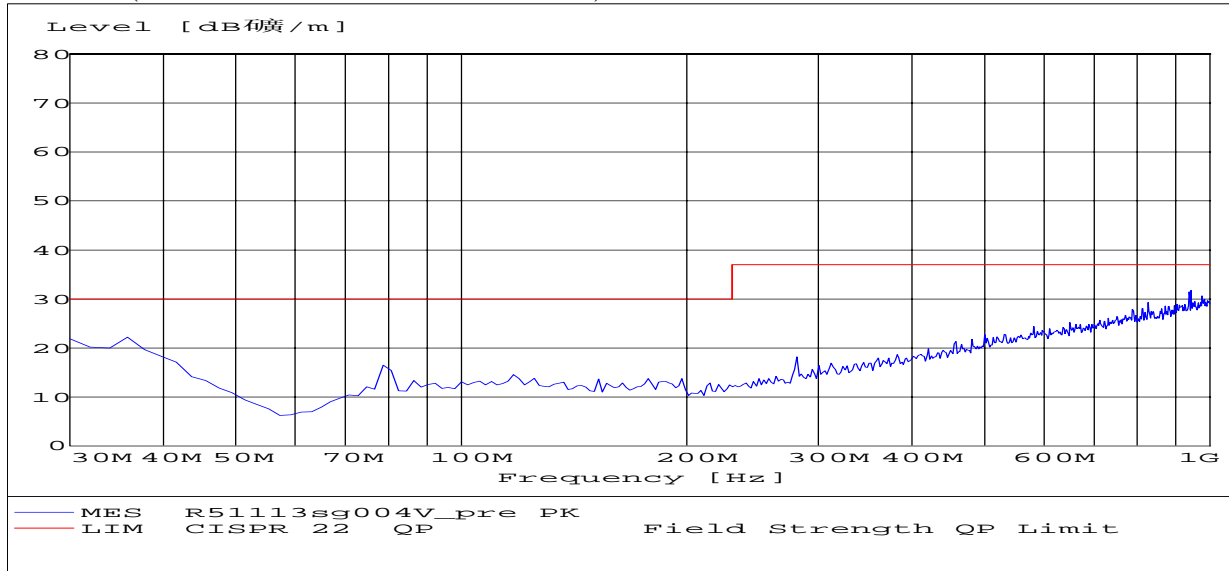
SGS-CSTC Standards Technical Services Co., Ltd.

1/F, 7/F, 9/F, 10/F, the 3rd Building No. 889,
Yishan Road, Xuhui District, Shanghai, China

Telephone: +86 (0) 21 6495 1616
Fax: +86 (0) 21 5450 0954
Tino_Pan@sgs.com

Report No.: SHEMA051100562IT
Page 24 of 30

Vertical: (CISPR22 Limit: 30MHz-1000MHz)



Frequency (MHz)	Antenna Polarization	Receiver QP Reading (dBuV/m)	Limit (dBuV/m)	Margin (dB)	Antenna Height (cm)	Turntable Angle (°)
30	Vertical	*	40	*	-	-
45	Vertical	*	40	*	-	-
88	Vertical	*	43.5	*	-	-
150	Vertical	*	43.5	*	-	-
216	Vertical	*	46	*	-	-
560	Vertical	*	46	*	-	-
960	Vertical	*	54	*	-	-
1000	Vertical	*	54	*	-	-

1. All readings are Peak values.

2. "*" means the emission level is 6 dB below the relevant limit.

SGS-CSTC Standards Technical Services Co., Ltd.

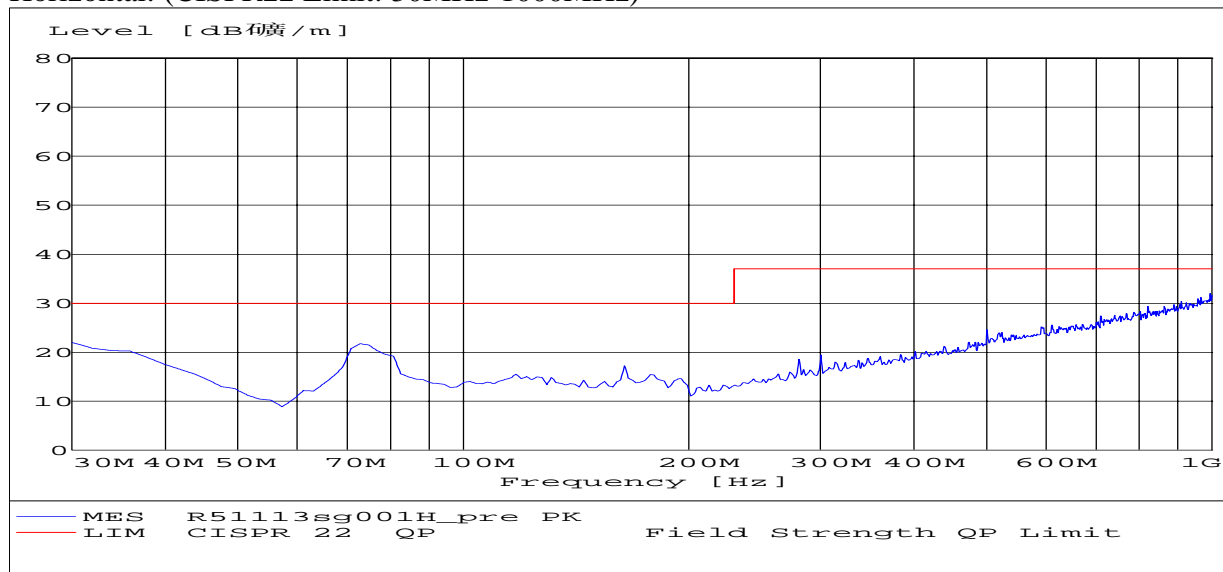
1/F, 7/F, 9/F, 10/F, the 3rd Building No. 889,
Yishan Road, Xuhui District, Shanghai, China

Telephone: +86 (0) 21 6495 1616
Fax: +86 (0) 21 5450 0954
Tino_Pan@sgs.com

Report No.: SHEMO051100562IT
Page 25 of 30

PCS 1900 connected: (test OT-E161a with 3DS09371AAAA of Leader power adaptor)

Horizontal: (CISPR22 Limit: 30MHz-1000MHz)



Frequency (MHz)	Antenna Polarization	Receiver QP Reading (dBuV/m)	Limit (dBuV/m)	Margin (dB)	Antenna Height (cm)	Turntable Angle (°)
30	Horizontal	*	40	*	-	-
45	Horizontal	*	40	*	-	-
88	Horizontal	*	43.5	*	-	-
150	Horizontal	*	43.5	*	-	-
216	Horizontal	*	46	*	-	-
560	Horizontal	*	46	*	-	-
960	Horizontal	*	54	*	-	-
1000	Horizontal	*	54	*	-	-

1. All readings are Peak values.

2. “*” means the emission level is 6 dB below the relevant limit.

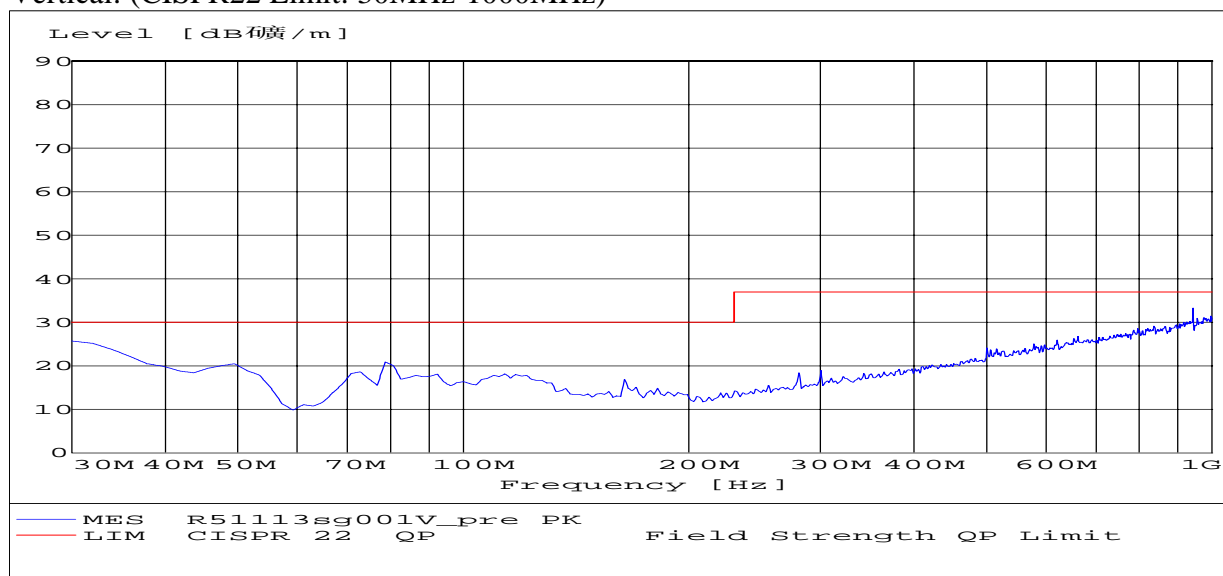
SGS-CSTC Standards Technical Services Co., Ltd.

1/F, 7/F, 9/F, 10/F, the 3rd Building No. 889,
Yishan Road, Xuhui District, Shanghai, China

Telephone: +86 (0) 21 6495 1616
Fax: +86 (0) 21 5450 0954
Tino_Pan@sgs.com

Report No.: SHEMO051100562IT
Page 26 of 30

Vertical: (CISPR22 Limit: 30MHz-1000MHz)



Frequency (MHz)	Antenna Polarization	Receiver QP Reading (dBuV/m)	Limit (dBuV/m)	Margin (dB)	Antenna Height (cm)	Turntable Angle (°)
30	Vertical	*	40	*	-	-
45	Vertical	*	40	*	-	-
88	Vertical	*	43.5	*	-	-
150	Vertical	*	43.5	*	-	-
216	Vertical	*	46	*	-	-
560	Vertical	*	46	*	-	-
960	Vertical	*	54	*	-	-
1000	Vertical	*	54	*	-	-

1. All readings are Peak values.

2. "*" means the emission level is 6 dB below the relevant limit.

SGS-CSTC Standards Technical Services Co., Ltd.

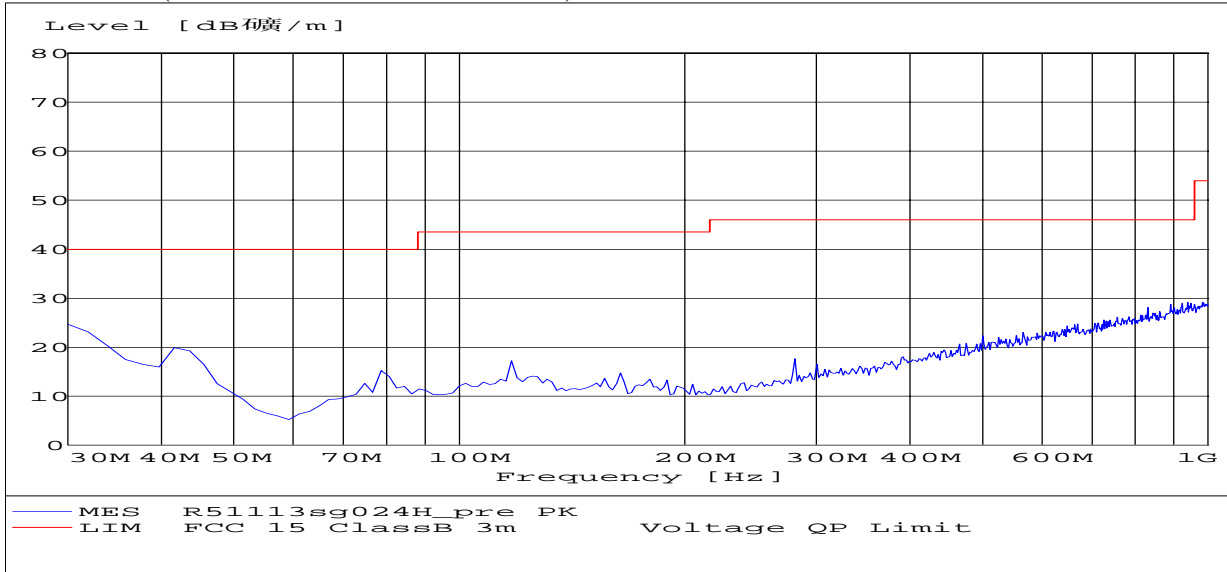
1/F, 7/F, 9/F, 10/F, the 3rd Building No. 889,
Yishan Road, Xuhui District, Shanghai, China

Telephone: +86 (0) 21 6495 1616
Fax: +86 (0) 21 5450 0954
Tino_Pan@sgs.com

Report No.: SHEMO051100562IT
Page 27 of 30

PCS 1900 connected: (test OT-E161a with 3DS07848AAAA of Primax power adaptor)

Horizontal: (FCC Limit: 30MHz-1000MHz)



Frequency (MHz)	Antenna Polarization	Receiver QP Reading (dBuV/m)	Limit (dBuV/m)	Margin (dB)	Antenna Height (cm)	Turntable Angle (°)
30	Horizontal	*	40	*	-	-
45	Horizontal	*	40	*	-	-
88	Horizontal	*	43.5	*	-	-
150	Horizontal	*	43.5	*	-	-
216	Horizontal	*	46	*	-	-
560	Horizontal	*	46	*	-	-
960	Horizontal	*	54	*	-	-
1000	Horizontal	*	54	*	-	-

1. All readings are Peak values.

2. "*" means the emission level is 6 dB below the relevant limit.

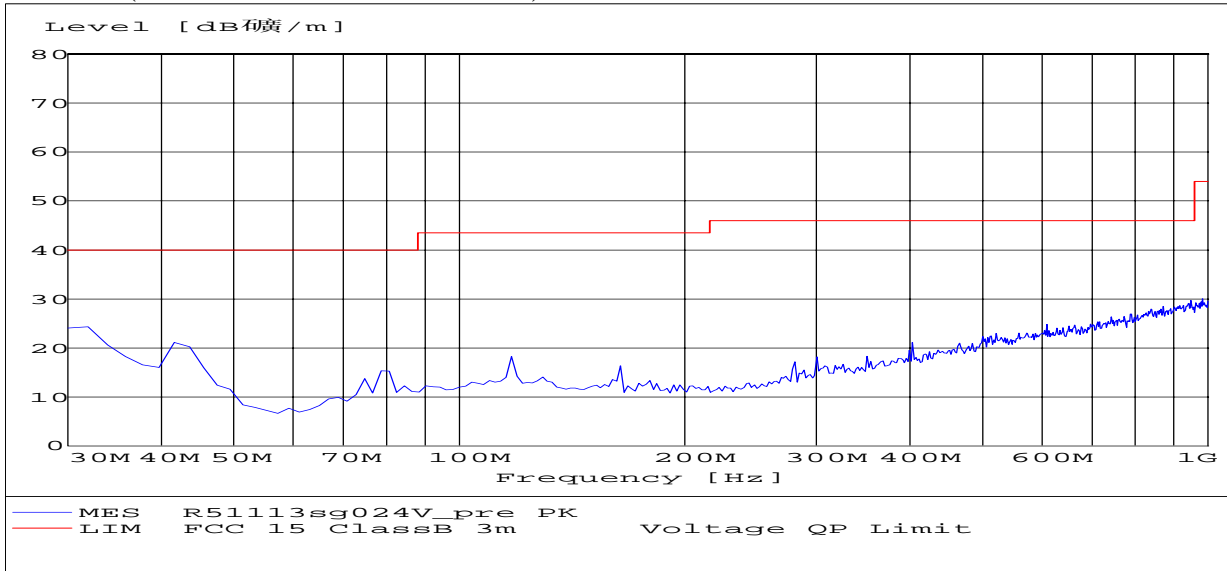
SGS-CSTC Standards Technical Services Co., Ltd.

1/F, 7/F, 9/F, 10/F, the 3rd Building No. 889,
Yishan Road, Xuhui District, Shanghai, China

Telephone: +86 (0) 21 6495 1616
Fax: +86 (0) 21 5450 0954
Tino_Pan@sgs.com

Report No.: SHEMO051100562IT
Page 28 of 30

Vertical: (FCC Limit: 30MHz-1000MHz)



Frequency (MHz)	Antenna Polarization	Receiver QP Reading (dBuV/m)	Limit (dBuV/m)	Margin (dB)	Antenna Height (cm)	Turntable Angle (°)
30	Vertical	*	40	*	-	-
45	Vertical	*	40	*	-	-
88	Vertical	*	43.5	*	-	-
150	Vertical	*	43.5	*	-	-
216	Vertical	*	46	*	-	-
560	Vertical	*	46	*	-	-
960	Vertical	*	54	*	-	-
1000	Vertical	*	54	*	-	-

1. All readings are Peak values.

2. "*" means the emission level is 6 dB below the relevant limit.

SGS-CSTC Standards Technical Services Co., Ltd.


1/F, 7/F, 9/F, 10/F, the 3rd Building No. 889,
Yishan Road, Xuhui District, Shanghai, China

Telephone: +86 (0) 21 6495 1616
Fax: +86 (0) 21 5450 0954
Tino_Pan@sgs.com

Report No.: SHEMA051100562IT
Page 29 of 30

7 Photographs

7.1 Radiated Emission Test Setup



**SGS-CSTC Standards
Technical Services Co., Ltd.**

1/F, 7/F, 9/F, 10/F, the 3rd Building No. 889,
Yishan Road, Xuhui District, Shanghai, China

Telephone: +86 (0) 21 6495 1616
Fax: +86 (0) 21 5450 0954
Tino_Pan@sgs.com

Report No.: SHEMA051100562IT
Page 30 of 30

7.2 EUT Constructional Details



THE END OF REPORT