



Prüfbericht - Nr.: 17015434 001		Seite 1 von 93			
<i>Test Report No.:</i>		<i>Page 1 of 93</i>			
Auftraggeber: <i>Client:</i>	Sunitec Enterprise Co., Ltd. 10F.-1, No.200, Jingping Rd., Jhonghe City, Taipei County, 23581, Taiwan				
Gegenstand der Prüfung: <i>Test item:</i>	Bluetooth Speakerphone				
Bezeichnung: <i>Identification:</i>	BC962S, BC962	Serien-Nr.: <i>Serial No.:</i>	n.a.		
Wareneingangs-Nr.: <i>Receipt No.:</i>	163060925	Eingangsdatum: <i>Date of receipt:</i>	2010-03-10		
Prüfart: <i>Testing location:</i>	TÜV Rheinland (Guangdong) Ltd. EMC Laboratory Guangzhou Auto Market, Yuan Gang Section of Guangshan Road, Guangzhou, P.R. China FCC Registration No.:833845				
Prüfgrundlage: <i>Test specification:</i>	FCC CFR47 Part 15: Subpart C				
Prüfergebnis: <i>Test Result:</i>	Der Prüfgegenstand entspricht oben genannter Prüfgrundlage(n). <i>The test item passed the test specification(s).</i>				
Prüflaboratorium: <i>Testing Laboratory:</i>	TÜV Rheinland (Shenzhen) Co., Ltd.				
geprüft/ tested by:	kontrolliert/ reviewed by:				
 2010-04-06 Owen Tian/ Project Manager	 2010-04-07 Sam-Lin/ Technical Certifier				
Datum <i>Date</i>	Name/Stellung <i>Name/Position</i>	Unterschrift <i>Signature</i>	Datum <i>Date</i>	Name/Stellung <i>Name/Position</i>	Unterschrift <i>Signature</i>
Sonstiges/ Other Aspects:					
Abkürzungen: P(ass) = entspricht Prüfgrundlage F(ail) = entspricht nicht Prüfgrundlage N/A = nicht anwendbar N/T = nicht getestet					
Abbreviations: P(ass) = passed F(ail) = failed N/A = not applicable N/T = not tested					
Dieser Prüfbericht bezieht sich nur auf das o.g. Prüfmuster und darf ohne Genehmigung der Prüfstelle nicht auszugsweise vervielfältigt werden. Dieser Bericht berechtigt nicht zur Verwendung eines Prüfzeichens. <i>This test report relates to the a. m. test sample. Without permission of the test center this test report is not permitted to be duplicated in extracts. This test report does not entitle to carry any safety mark on this or similar products.</i>					

TEST SUMMARY

5.1.1 ANTENNA REQUIREMENT*RESULT: Passed***5.1.2 PEAK OUTPUT POWER***RESULT: Passed***5.1.3 20dB BANDWIDTH***RESULT: Passed***5.1.4 100KHZ BANDWIDTH OF FREQUENCY BAND EDGE***RESULT: Passed***5.1.5 SPURIOUS EMISSION***RESULT: Passed***5.1.6 FREQUENCY SEPARATION***RESULT: Passed***5.1.7 NUMBER OF HOPPING FREQUENCY***RESULT: Passed***5.1.8 TIME OF OCCUPANCY***RESULT: Passed***5.1.9 PEAK POWER DENSITY***RESULT: Passed***5.1.10 RADIATED EMISSIONS***RESULT: Passed*

Contents

1.	GENERAL REMARKS	4
1.1	COMPLEMENTARY MATERIALS.....	4
2.	TEST SITES.....	4
2.1	TEST FACILITIES	4
2.2	LIST OF TEST AND MEASUREMENT INSTRUMENTS	5
2.3	TRACEABILITY	6
2.4	CALIBRATION.....	6
2.5	MEASUREMENT UNCERTAINTY	6
2.6	LOCATION OF ORIGINAL DATA	6
2.7	STATUS OF FACILITY USED FOR TESTING	6
3.	GENERAL PRODUCT INFORMATION	7
3.1	PRODUCT FUNCTION AND INTENDED USE	7
3.2	RATINGS AND SYSTEM DETAILS.....	7
3.3	INDEPENDENT OPERATION MODES.....	8
3.4	NOISE GENERATING AND NOISE SUPPRESSING PARTS.....	9
3.5	SUBMITTED DOCUMENTS.....	9
4.	TEST SET-UP AND OPERATION MODES.....	9
4.1	PRINCIPLE OF CONFIGURATION SELECTION	9
4.2	TEST OPERATION AND TEST SOFTWARE	9
4.3	SPECIAL ACCESSORIES AND AUXILIARY EQUIPMENT	9
4.4	COUNTERMEASURES TO ACHIEVE EMC COMPLIANCE	10
4.5	TEST SETUP DIAGRAM	10
5.	TEST RESULTS	12
5.1	TRANSMITTER REQUIREMENT & TEST SUITES.....	12
5.1.1	<i>Antenna Requirement.....</i>	<i>12</i>
5.1.2	<i>Peak Output Power</i>	<i>13</i>
5.1.3	<i>20dB Bandwidth</i>	<i>16</i>
5.1.4	<i>100kHz Bandwidth of Frequency Band Edge</i>	<i>19</i>
5.1.5	<i>Spurious Emission.....</i>	<i>21</i>
5.1.6	<i>Frequency Separation</i>	<i>69</i>
5.1.7	<i>Number of hopping frequency.....</i>	<i>72</i>
5.1.8	<i>Time of Occupancy.....</i>	<i>74</i>
5.1.9	<i>Peak Power Density</i>	<i>80</i>
5.1.10	<i>Radiated emissions.....</i>	<i>83</i>
6.	PHOTOGRAPHS OF THE TEST SET-UP	90
7.	LIST OF TABLES.....	93
8.	LIST OF PHOTOGRAPHS.....	93

1. General Remarks

1.1 Complementary Materials

None

2. Test Sites

2.1 Test Facilities

TÜV Rheinland (Guangdong) Ltd.
EMC Laboratory
Guangzhou Auto Market,
Yuan Gang Section of Guangshan Road,
Guangzhou, P.R. China

2.2 List of Test and Measurement Instruments

Table 1: List of Test and Measurement Equipment

Kind of Equipment	Manufacturer	Type	S/N	Calibrated until
Spurious emission and Radiated emission				
EMI Test Receiver	Rohde & Schwarz	ESCI-3	100216	2011-01-17
Spectrum Analyzer	Rohde & Schwarz	FSP30	100286	2011-01-17
Trilog-Broadband Antenna	SCHWARZBECK MESS-ELEKTRONIK	VULB9168	209	2011-08-21
Double-Ridged Waveguide Horn Antenna	Rohde & Schwarz	HF906	100385	2011-08-24
Pre-amplifier	MITEQ	AFS42- 00101800-25- S-42	1101599	2010-07-31
Horn Antenna	EMCO	3160-09	21642	2011-06-26
Pre-amplifier	MITEQ	AFS33- 18002650-30- 8P-44	1108282	2011-01-17
Loop Antenna	Rohde & Schwarz	HFH2-Z2	100111	2010-11-26
3m Anechoic Chamber	Albatross Project GmbH	N/A	N/A	2011-02-10
Radio Test Suite				
EMI Test Receiver	Rohde & Schwarz	ESCI	100178	2011-01-17

2.3 Traceability

All measurement equipment calibrations are traceable to NIST or where calibration is performed outside the United States, to equivalent nationally recognized standards organizations.

2.4 Calibration

Equipment requiring calibration is calibrated periodically by the manufacturer or according to manufacturer's specifications. Additionally all equipment is verified for proper performance on a regular basis using in house standards or comparisons.

2.5 Measurement Uncertainty

The estimated combined standard uncertainty for radiated emissions and conducted emissions measurements are $\pm 3\text{dB}$.

2.6 Location of Original Data

The original copies of all test data taken during actual testing were attached at Appendix 1 of this report and delivered to the applicant. A copy has been retained in the TÜV Rheinland (Shenzhen) file for certification follow-up purposes.

2.7 Status of Facility Used for Testing

The TÜV Rheinland (Guangdong) Ltd. test facility located at Guangzhou Auto Market, Yuan Gang Section of Guangshan Road, Guangzhou, P.R. China is listed on the US Federal Communications Commission list of facilities approved to perform measurements.

3. General Product Information

3.1 Product Function and Intended Use

The EUT is speakerphone with Bluetooth technology. The Bluetooth headset is only designed for the user to enjoy the convenience and freedom of wireless communication. This truly handsfree speakerphone has many applications in the home, office, or car with any wireless Bluetooth compatible technologies. The Bluetooth speakerphone comes with a built-in rechargeable battery, it is recommended to charge the battery fully for the first time through Car charger or solar power.

Model BC962 and BC962S are identical in interior structure, electrical circuits and PCB except for different model name and solar battery.

For details refer to the User Manual and Circuit Diagram.

3.2 Ratings and System Details

Table 2: Rating of EUT

Kind of Equipment:	Bluetooth Speakerphone
Type Designation:	BC962S, BC962
FCC ID	RA8-BC010

Table 3: Technical Specification of EUT

Technical Specification	Value
Operating Frequency band	2402 – 2480 MHz
Channel separation	1MHz
Operation Voltage	DC 3.7V via re-chargeable Li-ion battery
Modulation	Frequency Hopping Spread Spectrum
Antenna Type	Internal Antenna, Non-User Replaceable
Antenna Gain	0dBi
RF Output Power	0.00308W (4.88dBm)
External Ports	USB port for charging

Table 4: Frequency hopping information

Technical Specification	Description
Hopping Range	Hereby we declare that the maximum frequency of this device is: 2402-2480MHz. This is according the Bluetooth Core Specification V2.1+EDR for devices which will be operated in the USA. This was checked during the Bluetooth Qualification tests (Test Case: TRM/CA/04-E).
Hopping Sequence	Example of a 79 hopping sequence in data mode: 33,04,21,44,23,42,53,46,55,48,40,59,72,29,76,31,08,73,07,75,09,45,60,39,58,13,47,11,77,52,35,50,65,54,67,56,69,62,71,64, 7,25,27,66,57,70,74,61,78,63,10,41,05,43,15,44,64,68,02,70,06,01,51,03,55,05,03,66,53,49,36,47,
Receiver input bandwidth	<p>The input bandwidth of the receiver is 1MHz. In every connection one Bluetooth device is the master and the other one is the slave. The master determines the hopping sequence. The slave follows this sequence. Both devices shift between RX and TX time slot according to the clock of the master.</p> <p>Additionally the type of connection is set up at the beginning of the connection. The master adapts its hopping frequency and its TX/RX timing according to the packet type of the connection. Also the slave of the connection will use these settings.</p> <p>Repeating of a packer has no influence on the hopping sequence. The hopping sequence generated by the master of the connection will be followed in any case.</p> <p>That means a repeated packet will not be send on the same frequency, it is send on the next frequency of the hopping sequence.</p>

3.3 Independent Operation Modes

The basic operation modes are:

- A. Transmitting
 - 1. Low channel
 - 2. Middle channel
 - 3. High channel
- B. Receiving
- C. Charging
- D. Off

3.4 Noise Generating and Noise Suppressing Parts

Refer to the Circuit Diagram.

3.5 Submitted Documents

- Bill of Material
- PCB Layout
- Photo Document
- Circuit Diagram
- Instruction Manual
- Rating Label

4. Test Set-up and Operation Modes

4.1 Principle of Configuration Selection

The equipment under test (EUT) was configured to measure its maximum power level. The test modes were adapted accordingly in reference to the instructions for use.

Due to clause 3.1, all tests were applied to model BC962S only.

4.2 Test Operation and Test Software

Test operation refers to test setup in chapter 5. All testing were performed according to the procedures in ANSI C63.4: 2003.

4.3 Special Accessories and Auxiliary Equipment

Kind of Equipment	Manufacturer	Type	S/N
Notebook	IBM	X60	L3-BZ383

4.4 Countermeasures to achieve EMC Compliance

The test sample which has been tested contained the noise suppression parts as described in the Constructional Data Form or the Technical Construction File. No additional measures were employed to achieve compliance.

4.5 Test Setup Diagram

Diagram of Measurement Configuration for Radiation Test

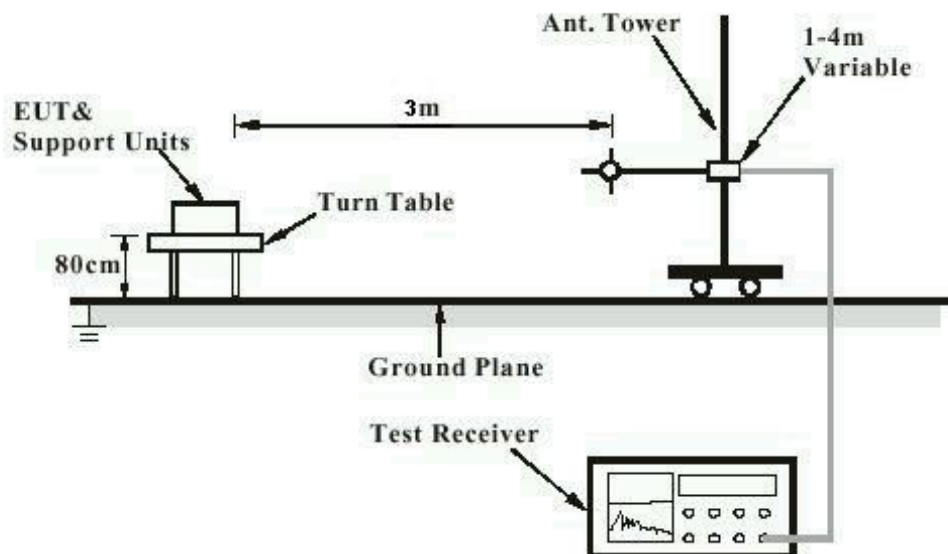


Diagram of Measurement Equipment Configuration for Conduction Measurement

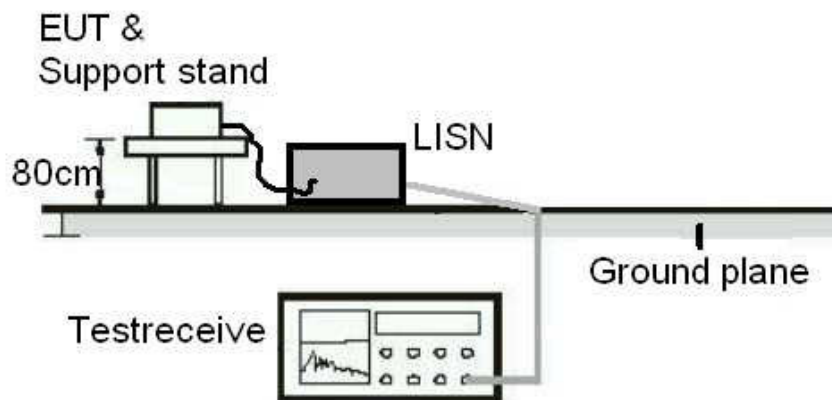
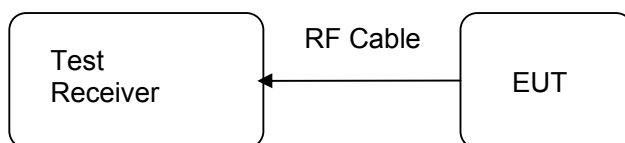


Diagram of Measurement Equipment Configuration for Transmitter Measurement



5. Test Results

5.1 Transmitter Requirement & Test Suites

5.1.1 Antenna Requirement

RESULT:**Passed**

Test date	:	2010-03-15
Test standard	:	FCC Part 15.247(b)(4) and Part 15.203
Limit	:	the use of antennas with directional gains that do not exceed 6 dBi

According to the manufacturer declared, the EUT has an internal antenna, the directional gain of antenna is 0dBi, and the antenna connector is designed with permanent attachment and no consideration of replacement. Therefore the EUT is considered sufficient to comply the provision.

Refer to EUT photo for details.

5.1.2 Peak Output Power

RESULT:
Passed

Test date : 2010-03-15
 Test standard : FCC Part 15.247(b)(1)
 Basic standard : ANSI C63.4: 2003
 Limit : 1 Watt
 Kind of test site : Shielded room

Test setup

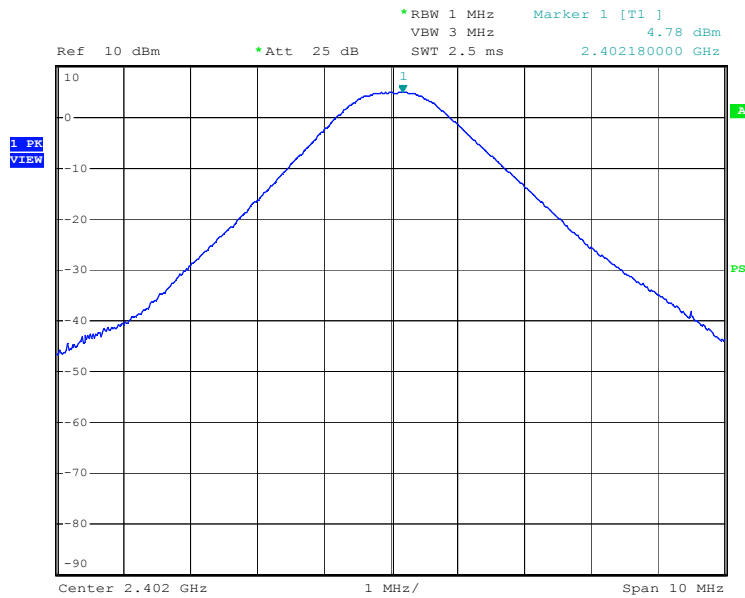
Test Channel : Low/ Middle/ High
 Operation Mode : A
 Ambient temperature : 22°C
 Relative humidity : 52%
 Atmospheric pressure : 101 kPa

Table 5: Test result of Peak Output Power

Channel	Channel Frequency (MHz)	Peak Output Power		Limit (W)
		(dBm)	(W)	
Low Channel	2402	4.78	0.00301	1
Middle Channel	2441	4.88	0.00308	1
High Channel	2480	4.61	0.00289	1

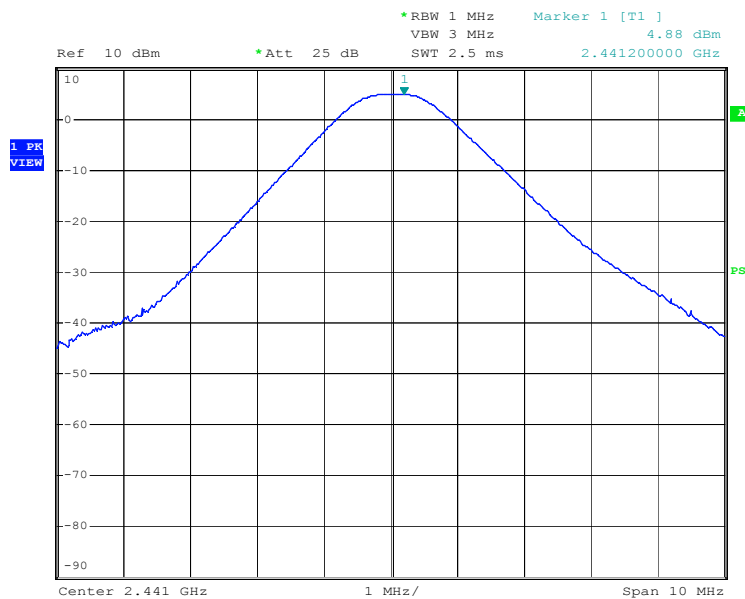
Test Graph of Peak Output Power

Low Channel



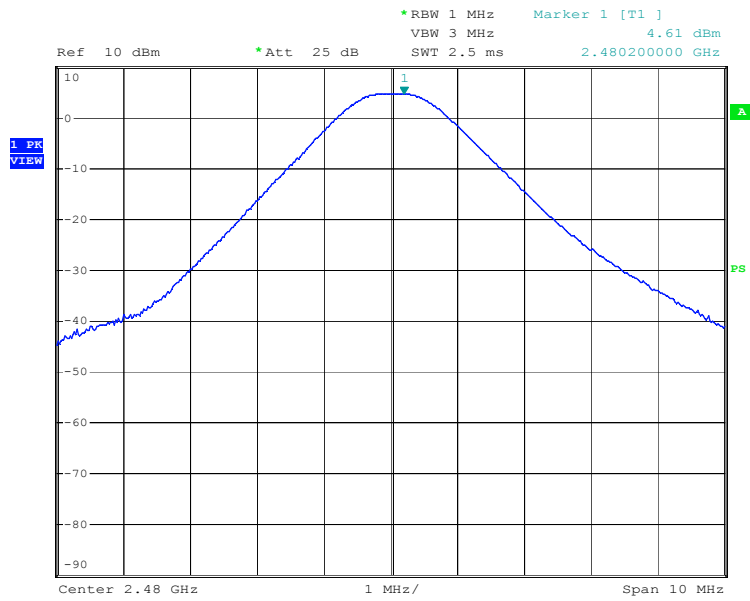
Date: 15.MAR.2010 14:22:38

Middle Channel



Date: 15.MAR.2010 14:24:07

High Channel



Date: 15.MAR.2010 14:25:48

5.1.3 20dB Bandwidth

RESULT:**Passed**

Date of testing : 2010-03-15
Test standard : FCC Part 15.247(a)(1)
Basic standard : ANSI C63.4: 2003
Requirement : According to Bluetooth technical specification,
bandwidth shall not exceed 1MHz
Kind of test site : Shielded room

Test setup

Test Channel : Low/ Middle/ High
Operation Mode : A
Ambient temperature : 22°C
Relative humidity : 52%
Atmospheric pressure : 101 kPa

Table 6: Test result of 20dB Bandwidth

Channel	Channel Frequency (MHz)	20dB Bandwidth (kHz)	Limit (MHz)	Result
Low Channel	2402	840	/	Pass
Mid Channel	2441	760	/	Pass
High Channel	2480	820	/	Pass

Test Graph of 20dB Bandwidth

Low Channel



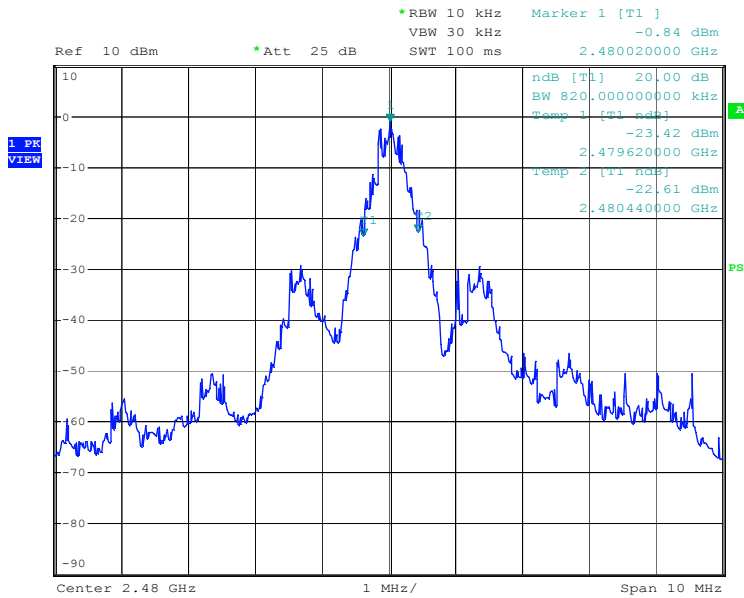
Date: 15.MAR.2010 14:32:23

Middle Channel



Date: 15.MAR.2010 14:30:49

High Channel



Date: 15.MAR.2010 14:28:59

5.1.4 100kHz Bandwidth of Frequency Band Edge

RESULT:
Passed

Date of testing : 2010-03-15
 Test standard : FCC part 15.247(d)
 Basic standard : ANSI C63.4: 2003
 Limit : 20dB (below that in the 100kHz bandwidth within the band that contains the highest level of the desired power);
 In addition, radiated emissions which fall in the restricted bands, must also comply with the radiated emission limits specified in 15.209(a)
 Kind of test site : Shield room

Test setup

Test Channel : Low/ High
 Operation mode : A
 Ambient temperature : 22°C
 Relative humidity : 52%
 Atmospheric pressure : 101 kPa

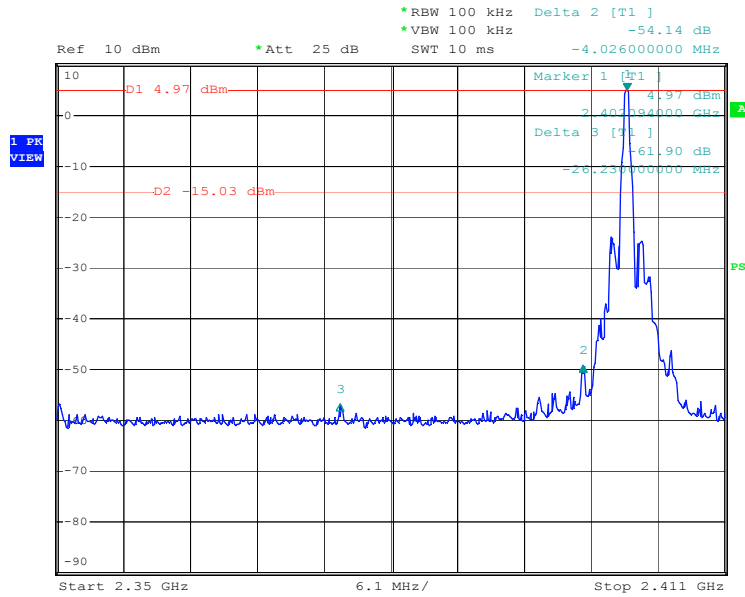
Table 7: Test result of 100kHz Bandwidth of Frequency Band Edge

Low Channel							
Frequency (MHz)	Level Peak (dBuV/m)	Level Average (dBuV/m)	Limit Peak (dBuV/m)	Limit Average (dBuV/m)	Margin Peak (dB)	Margin Average (dB)	Polarity
2398.068	40.596	--	74	54	-33.404	--	H
2375.864	32.836	--	74	54	-41.164	--	H
High Channel							
Frequency (MHz)	Peak Value (dBuV/m)	Average Value (dBuV/m)	Peak Limit (dBuV/m)	Limit Average (dBuV/m)	Margin Peak (dB)	Margin Average (dB)	Polarity
2483.66	46.992	--	74	54	-27.008	--	H
2506.108	33.852	--	74	54	-40.148	--	H

The curver is the measurement with the Peak detector, but the result of the measurement with the Peak detector is far below the Average limit, therefore the measurement with Average detector has been omitted.

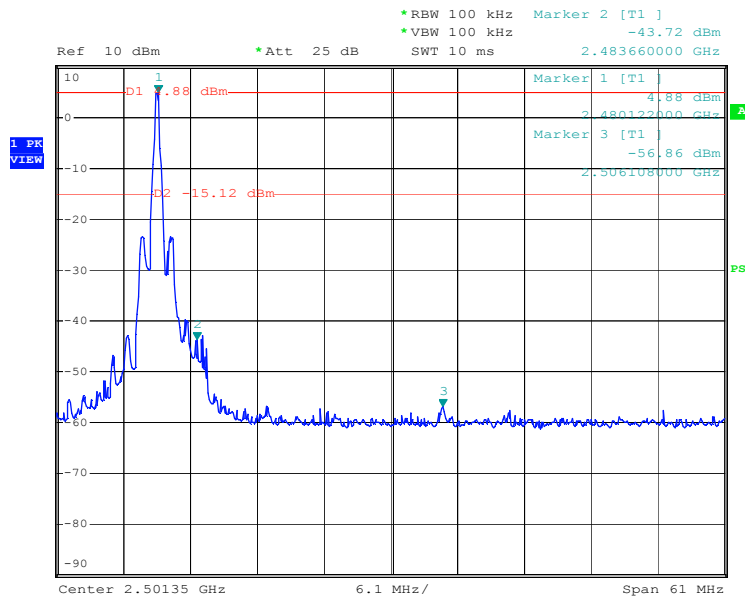
All emissions are more than 20dB below fundamental, therefore radiated measurement is not applicable. Test results of 100kHz Bandwidth of Frequency Band Edge by Conducted method refer to following test graph, and compliance is achived as well.

Test Graph of 100kHz Bandwidth of Frequency Band Edge Low Channel



Date: 15.MAR.2010 14:36:59

High Channel



Date: 15.MAR.2010 14:41:01

5.1.5 Spurious Emission

RESULT:**Passed**

Date of testing : 2010-03-23 to 2010-03-31
Test standard : FCC part 15.247(d)
Basic standard : ANSI C63.4: 2003
Limits : Refer to 15.209(a)
Kind of test site : 3m Semi-Anechoic Chamber

Test setup

Test Channel : Low/ Middle/ High
Operation mode : A, B
Ambient temperature : 23°C
Relative humidity : 50%
Atmospheric pressure : 101 kPa

Refer to following test graphs for details.

Test Graph of Spurious emission of A.1 – Horizontal

TUV Rheinland (Guangdong) Ltd.

EMC Test Service Hotline: +86-20-28391188

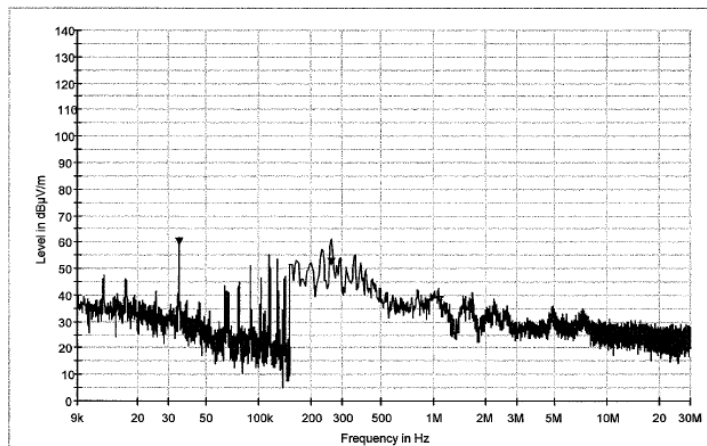
EMC Test Record (EMISSION)

Test Information

Manufacturer: Sunitec Enterprise Co.,Ltd.
 Test Item: Bluetooth Speakerphone
 Identification: BC962S
 Test Standard: FCC Part 15
 Test Detail: RE
 Operation Mode: Tx @ Low channel
 Climate Condition: 23 °C; 50 %RH; 101 kPa.
 Test Voltage / Freq. : DC 3.7V via battery
 Receipt No.: 163060925 100
 Report No. 17015434 001
 Result:
 Comment: Horizontal

Subrange 1

Frequency Range: 9kHz - 30MHz
 Receiver: TUV ESCI 3
 Transducer: TUV SAC Active Loop Antenna HFH2-Z2 / TUV ESCI3 -TUV SAC Active Loop Antenna HFH2-Z2



Result Table Single

Frequency (MHz)	QuasiPeak (dB µ V/m)	Average (dB µ V/m)	Polarity	Corr. (dB)
0.034840	---	60.3	H	20.3
0.258000	---	52.4	H	21.0
1.070000	39.5	---	H	20.4
4.842000	31.2	---	H	21.9

Date: 3/22/2010 - Time: 9:08:56 PM

Tested by:



Reviewed by:



TUV Rheinland (Guangdong) Ltd.

EMC Test Service Hotline: +86-20-28391188

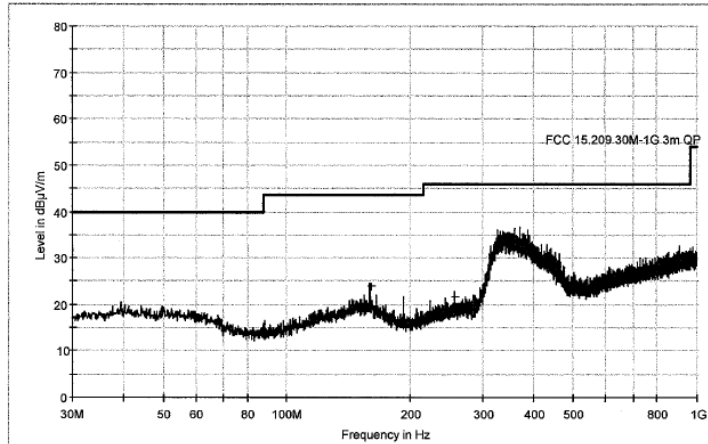
EMC Test Record (EMISSION)

Test Information

Manufacturer: Sunitec Enterprise Co.,Ltd.
 Test Item: Bluetooth Speakerphone
 Identification: BC962S
 Test Standard: FCC Part 15
 Test Detail: RE
 Operation Mode: Tx @ Low channel
 Climate Condition: 23 °C; 50 %RH; 101 kPa.
 Test Voltage / Freq.: DC 3.7V via battery
 Receipt No.: 163060925 100
 Report No.: 17015434 001
 Result: Pass
 Comment: Horizontal

Subrange 1


Frequency Range: 30MHz - 1GHz
 Receiver: TUV ESCI 3
 Transducer: TUV SAC UVLB 9168 / TUV ESCI3 -TUV SAC UVLB 9168




Limit and Margin QP

Frequency (MHz)	QuasiPeak (dB µV/m)	Corr. (dB)	Margin (dB)	Limit (dB µV/m)	Polarity
160.000000	24.1	15.6	19.4	43.5	H
256.000000	21.6	13.7	24.4	46.0	H
326.400000	31.7	15.8	14.3	46.0	H
372.400000	32.5	16.7	13.5	46.0	H

Date: 3/22/2010 - Time: 10:40:29 PM

 Tested by: 

 Reviewed by: 

TUV Rheinland (Guangdong) Ltd.

EMC Test Service Hotline: +86-20-28391188

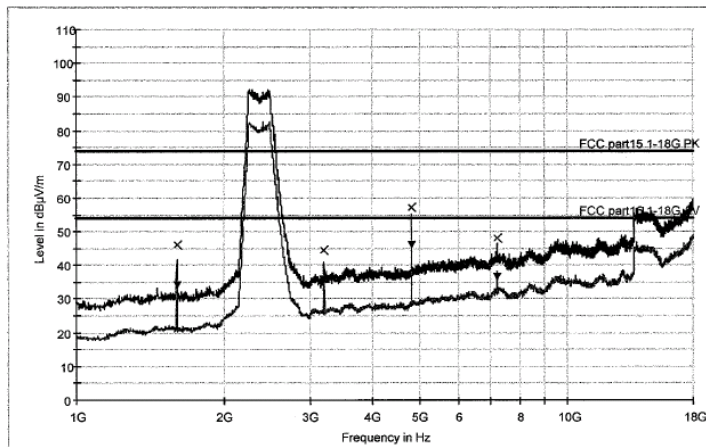
EMC Test Record (EMISSION)

Test Information

Manufacturer:	Sunitec Enterprise Co.,Ltd.
Test Item:	Bluetooth Speakerphone
Identification:	BC962S
Test Standard:	FCC Part 15
Test Detail:	RE
Operation Mode:	Tx @ Low channel
Climate Condition:	23 °C; 50 %RH; 101 kPa.
Test Voltage / Freq. :	DC 3.7V via battery
Receipt No.:	163060925 100
Report No.:	17015434 001
Result:	Pass
Comment:	Horizontal

Subrange 1

Frequency Range:	1GHz - 18GHz
Receiver:	TUV FSP 30
Transducer:	TUV SAC HF906 / TUV FSP 30-TUV SAC HF906



Limit and Margin PK

Frequency (MHz)	MaxPeak (dB µ V/m)	Margin (dB)	Limit (dB µ V/m)	Polarity	Corr. (dB)
1601.500000	45.9	28.1	74.0	H	-14.0
3203.500000	44.5	29.5	74.0	H	-9.2
4804.000000	57.0	17.0	74.0	H	-5.5
7206.000000	48.1	25.9	74.0	H	-0.2

Date: 3/30/2010 - Time: 8:10:07 PM

Tested by:



Reviewed by:



TUV Rheinland (Guangdong) Ltd.

EMC Test Service Hotline: +86-20-28391188

Limit and Margin AV

Frequency (MHz)	Average (dB μ V/m)	Margin (dB)	Limit (dB μ V/m)	Polarity	Corr. (dB)
1601.500000	34.2	19.8	54.0	H	-14.0
3203.500000	35.6	18.4	54.0	H	-9.2
4804.000000	45.9	8.1	54.0	H	-5.5
7206.000000	36.6	17.4	54.0	H	-0.2

Date: 3/30/2010 - Time: 8:10:07 PM

 Tested by: 

 Reviewed by: 

TUV Rheinland (Guangdong) Ltd.

EMC Test Service Hotline: +86-20-28391188

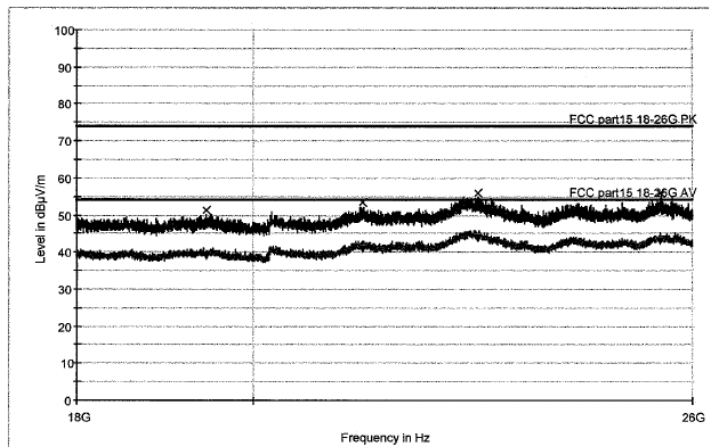
EMC Test Record (EMISSION)

Test Information

Manufacturer: Sunitec Enterprise Co.,Ltd.
 Test Item: Bluetooth Speakerphone
 Identification: BC962S
 Test Standard: FCC Part 15
 Test Detail: RE
 Operation Mode: Tx @ Low channel
 Climate Condition: 23 °C; 50 %RH; 101 kPa.
 Test Voltage / Freq.: DC 3.7V via battery
 Receipt No.: 163060925 100
 Report No.: 17015434 001
 Result: Pass
 Comment: Horizontal

Subrange 1

Frequency Range: 18GHz - 26GHz
 Receiver: TUV FSP 30
 Transducer: TUV SAC 3160-09 / TUV FSP 30-TUV SAC 3160-09



Limit and Margin PK

Frequency (MHz)	MaxPeak (dB µ V/m)	Corr. (dB)	Margin (dB)	Limit (dB µ V/m)	Polarity
19445.000000	51.3	6.4	22.7	74.0	H
21345.000000	53.6	7.5	20.4	74.0	H
22886.000000	55.9	9.9	18.1	74.0	H
25498.000000	55.8	8.9	18.2	74.0	H

Date: 3/22/2010 - Time: 6:36:06 PM

Tested by:



Reviewed by:



Test Graph of Spurious emission of A.1 – Vertical

TUV Rheinland (Guangdong) Ltd.

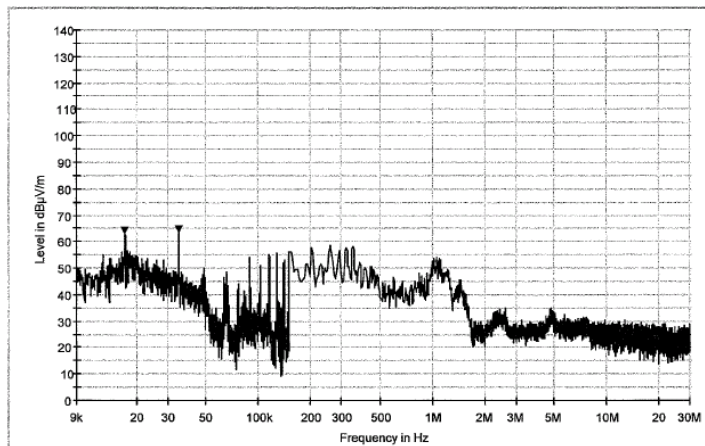
EMC Test Service Hotline: +86-20-28391188

EMC Test Record (EMISSION)

Test Information

Manufacturer:	Sunitec Enterprise Co.,Ltd.
Test Item:	Bluetooth Speakerphone
Identification	BC962S
Test Standard:	FCC Part 15
Test Detail:	RE
Operation Mode:	Tx @ Low channel
Climate Condition:	23 °C; 50 %RH; 101 kPa.
Test Voltage / Freq. :	DC 3.7V via battery
Receipt No.:	163060925 100
Report No.	17015434 001
Result:	
Comment:	Vertical

Subrange 1	
Frequency Range:	9kHz - 30MHz
Receiver:	TUV ESCI 3
Transducer:	TUV SAC Active Loop Antenna HFH2-Z2 / TUV ESCI3 -TUV SAC Active Loop Antenna HFH2-Z2



Result Table Single

Frequency (MHz)	QuasiPeak (dB µ V/m)	Average (dB µ V/m)	Polarity	Corr. (dB)
0.017160	---	64.0	V	20.7
0.034840	---	64.8	V	20.3
1.058000	52.4	---	V	20.4
4.790000	31.7	---	V	21.8

Date: 3/22/2010 - Time: 8:44:10 PM

Tested by:



Reviewed by:



TUV Rheinland (Guangdong) Ltd.

EMC Test Service Hotline: +86-20-28391188

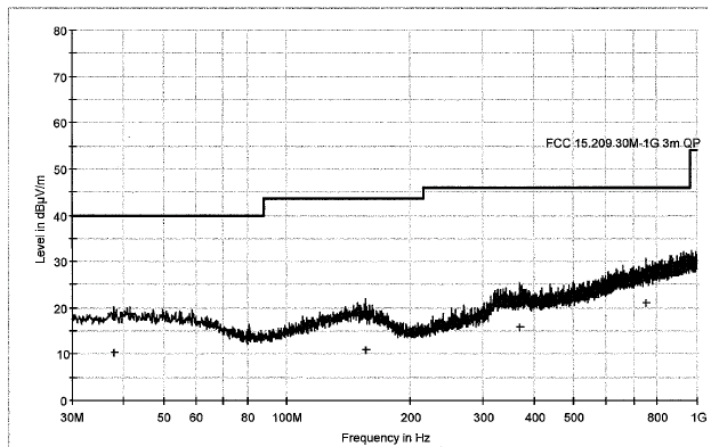
EMC Test Record (EMISSION)

Test Information

Manufacturer:	Sunitec Enterprise Co.,Ltd.
Test Item:	Bluetooth Speakerphone
Identification	BC962S
Test Standard:	FCC Part 15
Test Detail:	RE
Operation Mode:	Tx @ Low channel
Climate Condition:	23 °C; 50 %RH; 101 kPa.
Test Voltage / Freq. :	DC 3.7V via battery
Receipt No.:	163060925 100
Report No.	17015434 001
Result:	Pass
Comment:	Vertical

Subrange 1

Frequency Range:	30MHz - 1GHz
Receiver:	TUV ESCI 3
Transducer:	TUV SAC UVLB 9168 / TUV ESCI3 -TUV SAC UVLB 9168



Limit and Margin QP

Frequency (MHz)	QuasiPeak (dB µ V/m)	Corr. (dB)	Margin (dB)	Limit (dB µ V/m)	Polarity
38.000000	10.3	14.5	29.7	40.0	V
155.900000	11.0	15.7	32.5	43.5	V
370.100000	15.8	16.6	30.2	46.0	V
752.300000	21.0	24.1	25.0	46.0	V

Date: 3/22/2010 - Time: 10:44:04 PM

Tested by:



Reviewed by:



TUV Rheinland (Guangdong) Ltd.

EMC Test Service Hotline: +86-20-28391188

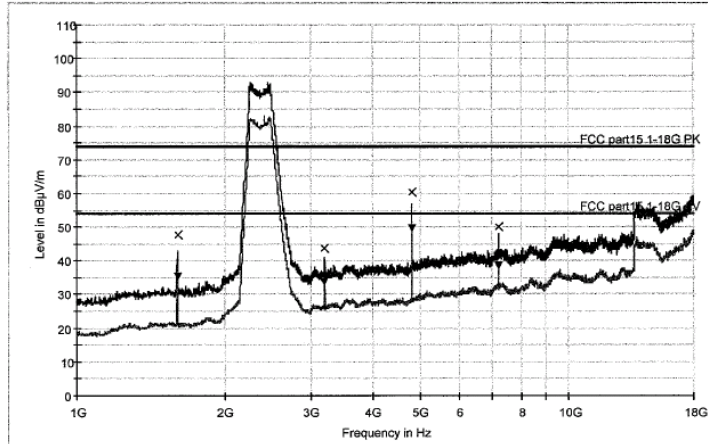
EMC Test Record (EMISSION)

Test Information

Manufacturer:	Sunitec Enterprise Co.,Ltd.
Test Item:	Bluetooth Speakerphone
Identification	BC962S
Test Standard:	FCC Part 15
Test Detail:	RE
Operation Mode:	Tx @ Low channel
Climate Condition:	23 °C; 50 %RH; 101 kPa.
Test Voltage / Freq. :	DC 3.7V via battery
Receipt No.:	163060925 100
Report No.	17015434 001
Result:	Pass
Comment:	Vertical

Subrange 1

Frequency Range:	1GHz - 18GHz
Receiver:	TUV FSP 30
Transducer:	TUV SAC HF906 / TUV FSP 30-TUV SAC HF906



Limit and Margin PK

Frequency (MHz)	MaxPeak (dB µ V/m)	Margin (dB)	Limit (dB µ V/m)	Polarity	Corr. (dB)
1601.500000	47.7	26.3	74.0	V	-14.0
3203.500000	43.6	30.4	74.0	V	-9.2
4804.000000	60.2	13.8	74.0	V	-5.5
7206.000000	50.2	23.8	74.0	V	-0.2

Date: 3/30/2010 - Time: 8:17:00 PM

Tested by:



Reviewed by:



TUV Rheinland (Guangdong) Ltd.

EMC Test Service Hotline: +86-20-28391188

Limit and Margin AV

Frequency (MHz)	Average (dB μ V/m)	Margin (dB)	Limit (dB μ V/m)	Polarity	Corr. (dB)
1601.500000	35.4	18.6	54.0	V	-14.0
3203.500000	33.6	20.4	54.0	V	-9.2
4804.000000	49.6	4.4	54.0	V	-5.5
7206.000000	38.7	15.3	54.0	V	-0.2

Date: 3/30/2010 - Time: 8:17:00 PM

Tested by:



Reviewed by:



TUV Rheinland (Guangdong) Ltd.

EMC Test Service Hotline: +86-20-28391188

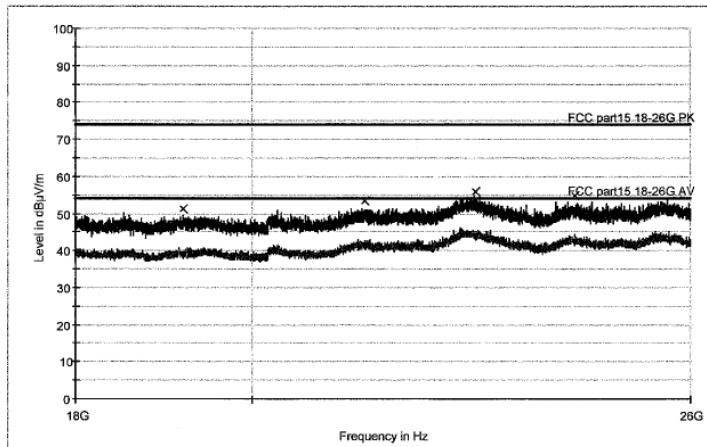
EMC Test Record (EMISSION)

Test Information

Manufacturer: Sunitec Enterprise Co.,Ltd.
 Test Item: Bluetooth Speakerphone
 Identification: BC962S
 Test Standard: FCC Part 15
 Test Detail: RE
 Operation Mode: Tx @ Low channel
 Climate Condition: 23 °C; 50 %RH; 101 kPa.
 Test Voltage / Freq.: DC 3.7V via battery
 Receipt No.: 163060925 100
 Report No.: 17015434 001
 Result: Pass
 Comment: Vertical

Subrange 1

Frequency Range: 18GHz - 26GHz
 Receiver: TUV FSP 30
 Transducer: TUV SAC 3160-09 / TUV FSP 30-TUV SAC 3160-09



Limit and Margin PK

Frequency (MHz)	MaxPeak (dB µ V/m)	Corr. (dB)	Margin (dB)	Limit (dB µ V/m)	Polarity
19200.000000	51.1	6.4	22.9	74.0	V
21401.000000	53.4	7.6	20.6	74.0	V
22851.000000	56.1	10.1	17.9	74.0	V
24256.000000	54.9	7.6	19.1	74.0	V

Date: 3/22/2010 - Time: 6:33:21 PM

Tested by:



Reviewed by:



TUV Rheinland (Guangdong) Ltd.

EMC Test Service Hotline: +86-20-28391188

Limit and Margin AV

Frequency (MHz)	Average (dB μ V/m)	Corr. (dB)	Margin (dB)	Limit (dB μ V/m)	Polarity
19200.000000	38.8	6.4	15.2	54.0	V
21401.000000	41.0	7.6	13.0	54.0	V
22851.000000	43.8	10.1	10.2	54.0	V
24256.000000	42.3	7.6	11.7	54.0	V

Date: 3/22/2010 - Time: 6:33:21 PM

Tested by:



Reviewed by:



Test Graph of Spurious emission of A.2 – Horizontal

TUV Rheinland (Guangdong) Ltd.

EMC Test Service Hotline: +86-20-28391188

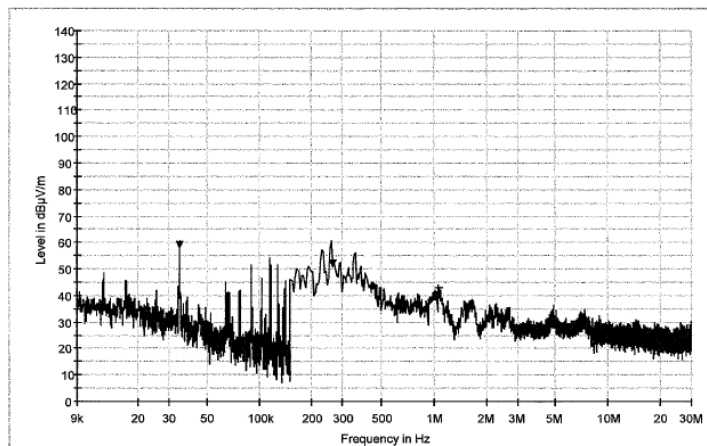
EMC Test Record (EMISSION)

Test Information

Manufacturer: Sunitec Enterprise Co.,Ltd.
 Test Item: Bluetooth Speakerphone
 Identification: BC962S
 Test Standard: FCC Part 15
 Test Detail: RE
 Operation Mode: Tx @ Mid channel
 Climate Condition: 23 °C; 50 %RH; 101 kPa.
 Test Voltage / Freq. : DC 3.7V via battery
 Receipt No.: 163060925 100
 Report No. 17015434 001
 Result:
 Comment: Horizontal

Subrange 1

Frequency Range: 9kHz - 30MHz
 Receiver: TUV ESCI 3
 Transducer: TUV SAC Active Loop Antenna HFH2-Z2 / TUV ESCI3 -TUV SAC Active Loop Antenna HFH2-Z2



Result Table Single

Frequency (MHz)	QuasiPeak (dB µ V/m)	Average (dB µ V/m)	Polarity	Corr. (dB)
0.034840	---	59.0	H	20.3
0.262000	---	52.2	H	21.0
1.062000	42.8	---	H	20.4
4.846000	31.0	---	H	21.9

Date: 3/22/2010 - Time: 9:04:46 PM

Tested by:



Reviewed by:



TUV Rheinland (Guangdong) Ltd.

EMC Test Service Hotline: +86-20-28391188

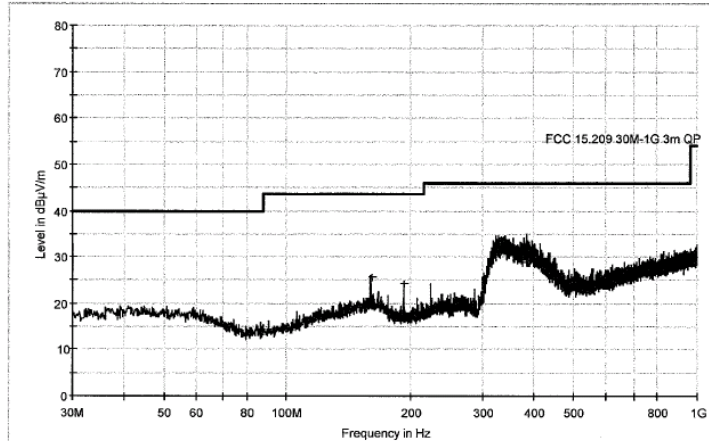
EMC Test Record (EMISSION)

Test Information

Manufacturer:	Sunitec Enterprise Co.,Ltd.
Test Item:	Bluetooth Speakerphone
Identification	BC962S
Test Standard:	FCC Part 15
Test Detail:	RE
Operation Mode:	Tx @ Mid channel
Climate Condition:	23 °C; 50 %RH; 101 kPa.
Test Voltage / Freq. :	DC 3.7V via battery
Receipt No.:	163060925 100
Report No.	17015434 001
Result:	Pass
Comment:	Horizontal

Subrange 1

Frequency Range:	30MHz - 1GHz
Receiver:	TUV ESCI 3
Transducer:	TUV SAC UVLB 9168 / TUV ESCI3 -TUV SAC UVLB 9168



Limit and Margin QP

Frequency (MHz)	QuasiPeak (dB µ V/m)	Corr. (dB)	Margin (dB)	Limit (dB µ V/m)	Polarity
160.000000	25.8	15.6	17.7	43.5	H
192.000000	24.3	12.0	19.2	43.5	H
329.400000	30.9	15.8	15.1	46.0	H
387.200000	28.8	17.0	17.2	46.0	H

Date: 3/22/2010 - Time: 10:35:14 PM

Tested by:



Reviewed by:



TUV Rheinland (Guangdong) Ltd.

EMC Test Service Hotline: +86-20-28391188

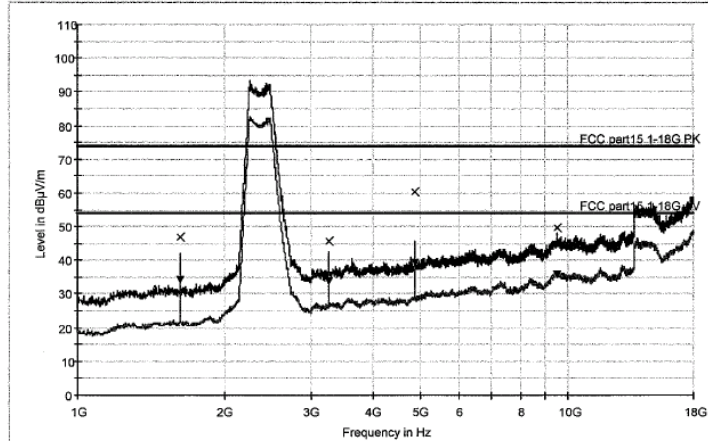
EMC Test Record (EMISSION)

Test Information

Manufacturer: Sunitec Enterprise Co.,Ltd.
 Test Item: Bluetooth Speakerphone
 Identification: BC962S
 Test Standard: FCC Part 15
 Test Detail: RE
 Operation Mode: Tx @ Mid channel
 Climate Condition: 23 °C; 50 %RH; 101 kPa.
 Test Voltage / Freq. : DC 3.7V via battery
 Receipt No.: 163060925 100
 Report No. 17015434 001
 Result: Pass
 Comment: Horizontal

Subrange 1

Frequency Range: 1GHz - 18GHz
 Receiver: TUV FSP 30
 Transducer: TUV SAC HF906 / TUV FSP 30-TUV SAC HF906



Limit and Margin PK

Frequency (MHz)	MaxPeak (dB µV/m)	Margin (dB)	Limit (dB µV/m)	Polarity	Corr. (dB)
1627.000000	46.7	27.3	74.0	H	-13.8
3252.500000	45.6	28.4	74.0	H	-8.5
4882.000000	60.3	13.7	74.0	H	-5.6
9540.500000	49.5	24.5	74.0	H	5.3

Date: 3/30/2010 - Time: 8:02:08 PM

Tested by:



Reviewed by:



TÜV Rheinland (Guangdong) Ltd.

EMC Test Service Hotline: +86-20-28391188

Limit and Margin AV

Frequency (MHz)	Average (dB μ V/m)	Margin (dB)	Limit (dB μ V/m)	Polarity	Corr. (dB)
1627.000000	34.0	20.0	54.0	H	-13.8
3252.500000	33.7	20.3	54.0	H	-8.5
4882.000000	39.4	14.6	54.0	H	-5.6
9540.500000	35.6	18.4	54.0	H	5.3

Date: 3/30/2010 - Time: 8:02:08 PM

Tested by:



Reviewed by:



TUV Rheinland (Guangdong) Ltd.

EMC Test Service Hotline: +86-20-28391188

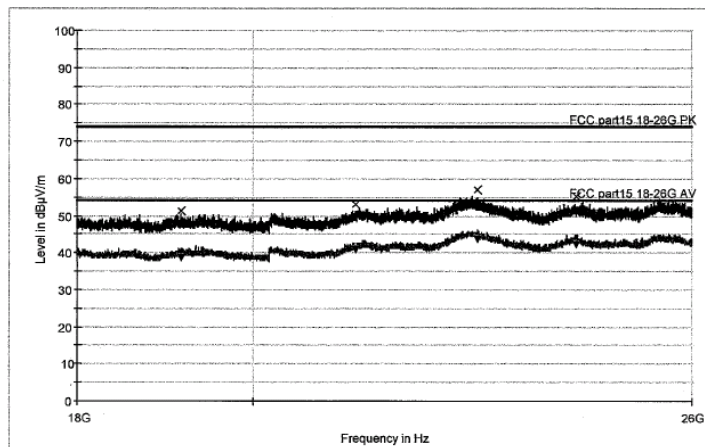
EMC Test Record (EMISSION)

Test Information

Manufacturer: Sunitec Enterprise Co.,Ltd.
 Test Item: Bluetooth Speakerphone
 Identification: BC962S
 Test Standard: FCC Part 15
 Test Detail: RE
 Operation Mode: Tx @ Mid channel
 Climate Condition: 23 °C; 50 %RH; 101 kPa.
 Test Voltage / Freq.: DC 3.7V via battery
 Receipt No.: 163060925 100
 Report No. 17015434 001
 Result: Pass
 Comment: Horizontal

Subrange 1

Frequency Range: 18GHz - 26GHz
 Receiver: TUV FSP 30
 Transducer: TUV SAC 3160-09 / TUV FSP 30-TUV SAC 3160-09



Limit and Margin PK

Frequency (MHz)	MaxPeak (dB µ V/m)	Corr. (dB)	Margin (dB)	Limit (dB µ V/m)	Polarity
19168.000000	51.3	6.3	22.7	74.0	H
21269.000000	53.0	7.3	21.0	74.0	H
22875.000000	57.2	10.0	16.8	74.0	H
24263.000000	55.3	7.6	18.7	74.0	H

Date: 3/22/2010 - Time: 6:27:54 PM

Tested by:



Reviewed by:



TUV Rheinland (Guangdong) Ltd.

EMC Test Service Hotline: +86-20-28391188

Limit and Margin AV

Frequency (MHz)	Average (dB μ V/m)	Corr. (dB)	Margin (dB)	Limit (dB μ V/m)	Polarity
19168.000000	38.8	6.3	15.2	54.0	H
21269.000000	40.6	7.3	13.4	54.0	H
22875.000000	43.7	10.0	10.3	54.0	H
24263.000000	42.3	7.6	11.7	54.0	H

Date: 3/22/2010 - Time: 6:27:54 PM

Tested by:



Reviewed by:



Test Graph of Spurious emission of A.2 – Vertical

TUV Rheinland (Guangdong) Ltd.

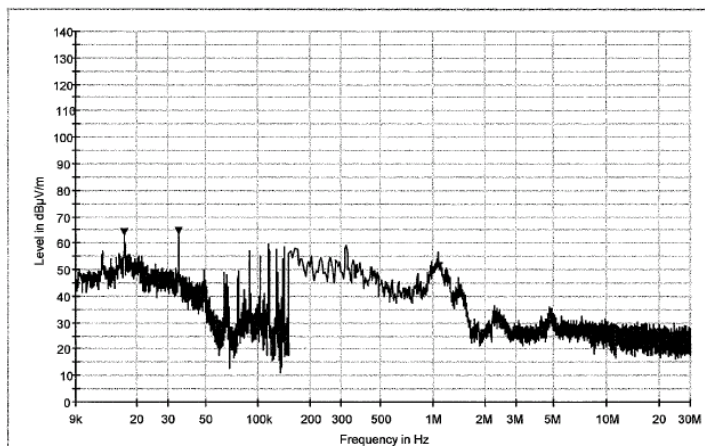
EMC Test Service Hotline: +86-20-28391188

EMC Test Record (EMISSION)

Test Information

Manufacturer:	Sunitec Enterprise Co.,Ltd.
Test Item:	Bluetooth Speakerphone
Identification:	BC962S
Test Standard:	FCC Part 15
Test Detail:	RE
Operation Mode:	Tx @ Mid channel
Climate Condition:	23 °C; 50 %RH; 101 kPa.
Test Voltage / Freq. :	DC 3.7V via battery
Receipt No.:	163060925 100
Report No.	17015434 001
Result:	
Comment:	Vertical

Subrange 1	
Frequency Range:	9kHz - 30MHz
Receiver:	TUV ESCI 3
Transducer:	TUV SAC Active Loop Antenna HFH2-Z2 / TUV ESCI3 -TUV SAC Active Loop Antenna HFH2-Z2



Result Table Single

Frequency (MHz)	QuasiPeak (dB µ V/m)	Average (dB µ V/m)	Polarity	Corr. (dB)
0.034840	---	64.5	V	20.3
0.017160	---	64.0	V	20.7
1.074000	52.8	---	V	20.4
4.790000	31.8	---	V	21.8

Date: 3/22/2010 - Time: 8:39:52 PM

Tested by:



Reviewed by:



TUV Rheinland (Guangdong) Ltd.

EMC Test Service Hotline: +86-20-28391188

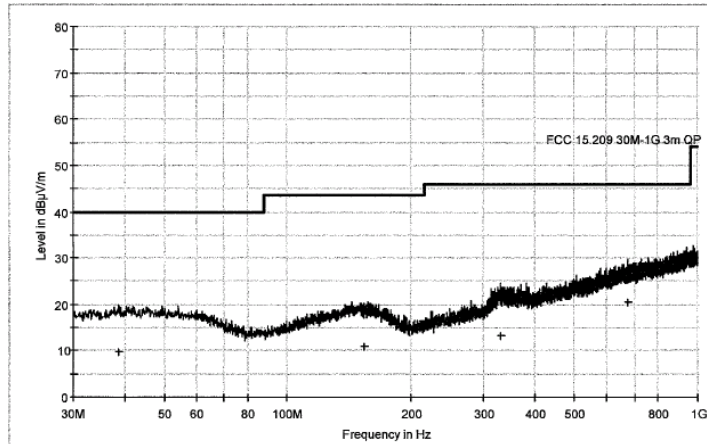
EMC Test Record (EMISSION)

Test Information

Manufacturer: Sunitec Enterprise Co.,Ltd.
 Test Item: Bluetooth Speakerphone
 Identification: BC962S
 Test Standard: FCC Part 15
 Test Detail: RE
 Operation Mode: Tx @ Mid channel
 Climate Condition: 23 °C; 50 %RH; 101 kPa.
 Test Voltage / Freq. : DC 3.7V via battery
 Receipt No.: 163060925 100
 Report No.: 17015434 001
 Result: Pass
 Comment: Vertical

Subrange 1

Frequency Range: 30MHz - 1GHz
 Receiver: TUV ESCI 3
 Transducer: TUV SAC UVLB 9168 / TUV ESCI3 -TUV SAC UVLB 9168



Limit and Margin QP

Frequency (MHz)	QuasiPeak (dB µ V/m)	Corr. (dB)	Margin (dB)	Limit (dB µ V/m)	Polarity
38.600000	9.7	14.6	30.3	40.0	V
153.800000	11.1	15.7	32.4	43.5	V
331.800000	13.4	15.9	32.6	46.0	V
672.850000	20.6	22.9	25.4	46.0	V

Date: 3/22/2010 - Time: 10:31:10 PM

Tested by:



Reviewed by:



TUV Rheinland (Guangdong) Ltd.

EMC Test Service Hotline: +86-20-28391188

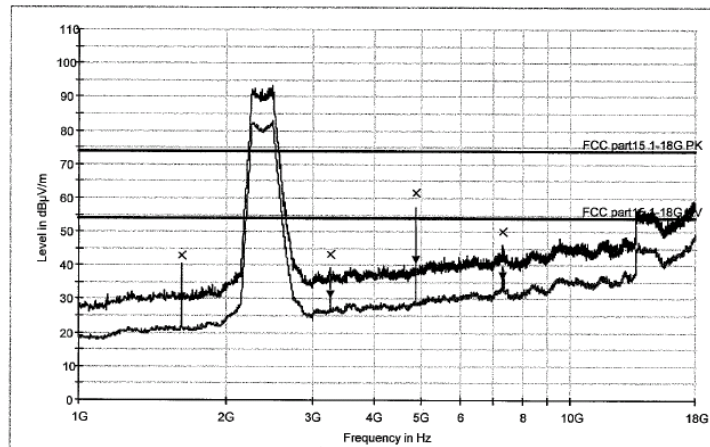
EMC Test Record (EMISSION)

Test Information

Manufacturer:	Sunitec Enterprise Co.,Ltd.
Test Item:	Bluetooth Speakerphone
Identification:	BC962S
Test Standard:	FCC Part 15
Test Detail:	RE
Operation Mode:	Tx @ Mid channel
Climate Condition:	23 °C; 50 %RH; 101 kPa.
Test Voltage / Freq. :	DC 3.7V via battery
Receipt No.:	163060925 100
Report No.:	17015434 001
Result:	Pass
Comment:	Vertical

Subrange 1

Frequency Range:	1GHz - 18GHz
Receiver:	TUV FSP 30
Transducer:	TUV SAC HF906 / TUV FSP 30-TUV SAC HF906



Limit and Margin PK

Frequency (MHz)	MaxPeak (dB µV/m)	Margin (dB)	Limit (dB µV/m)	Polarity	Corr. (dB)
1627.000000	42.7	31.3	74.0	V	-13.8
3252.500000	43.2	30.8	74.0	V	-8.5
4882.000000	61.6	12.4	74.0	V	-5.6
7322.000000	50.2	23.8	74.0	V	0.4

Date: 3/30/2010 - Time: 7:56:22 PM

Tested by:



Reviewed by:



TUV Rheinland (Guangdong) Ltd.

EMC Test Service Hotline: +86-20-28391188

Limit and Margin AV

Frequency (MHz)	Average (dB μ V/m)	Margin (dB)	Limit (dB μ V/m)	Polarity	Corr. (dB)
1627.000000	30.4	23.6	54.0	V	-13.8
3252.500000	31.4	22.6	54.0	V	-8.5
4882.000000	41.7	12.3	54.0	V	-5.6
7322.000000	36.8	17.2	54.0	V	0.4

Date: 3/30/2010 - Time: 7:56:22 PM

Tested by:



Reviewed by:



TUV Rheinland (Guangdong) Ltd.

EMC Test Service Hotline: +86-20-28391188

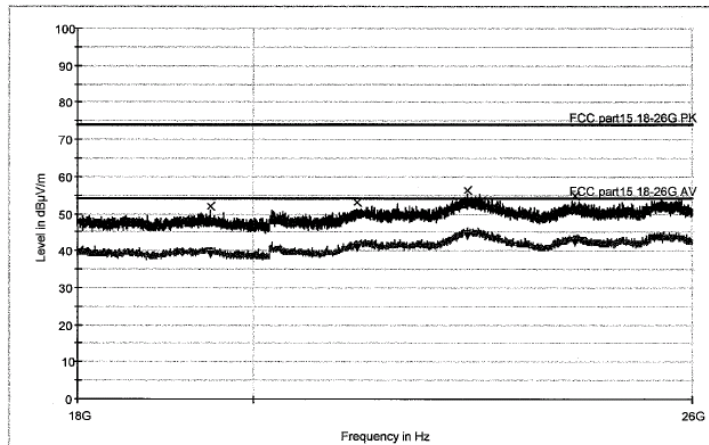
EMC Test Record (EMISSION)

Test Information

Manufacturer: Sunitec Enterprise Co.,Ltd.
 Test Item: Bluetooth Speakerphone
 Identification: BC962S
 Test Standard: FCC Part 15
 Test Detail: RE
 Operation Mode: Tx @ Mid channel
 Climate Condition: 23 °C; 50 %RH; 101 kPa.
 Test Voltage / Freq.: DC 3.7V via battery
 Receipt No.: 163060925 100
 Report No.: 17015434 001
 Result: Pass
 Comment: Vertical

Subrange 1

Frequency Range: 18GHz - 26GHz
 Receiver: TUV FSP 30
 Transducer: TUV SAC 3160-09 / TUV FSP 30-TUV SAC 3160-09



Limit and Margin PK

Frequency (MHz)	MaxPeak (dB µ V/m)	Corr. (dB)	Margin (dB)	Limit (dB µ V/m)	Polarity
19493.000000	51.9	6.4	22.1	74.0	V
21283.000000	53.1	7.4	20.9	74.0	V
22736.000000	56.2	10.4	17.8	74.0	V
24238.000000	54.8	7.6	19.2	74.0	V

Date: 3/22/2010 - Time: 6:30:56 PM

Tested by:



Reviewed by:




TUV Rheinland (Guangdong) Ltd.


EMC Test Service Hotline: +86-20-28391188

Limit and Margin AV

Frequency (MHz)	Average (dB μ V/m)	Corr. (dB)	Margin (dB)	Limit (dB μ V/m)	Polarity
19493.000000	39.0	6.4	15.0	54.0	V
21283.000000	40.6	7.4	13.4	54.0	V
22736.000000	43.9	10.4	10.1	54.0	V
24238.000000	42.2	7.6	11.8	54.0	V

Date: 3/22/2010 - Time: 6:30:56 PM

 Tested by: 

 Reviewed by: 

Test Graph of Spurious emission of A.3 – Horizontal

TUV Rheinland (Guangdong) Ltd.

EMC Test Service Hotline: +86-20-28391188

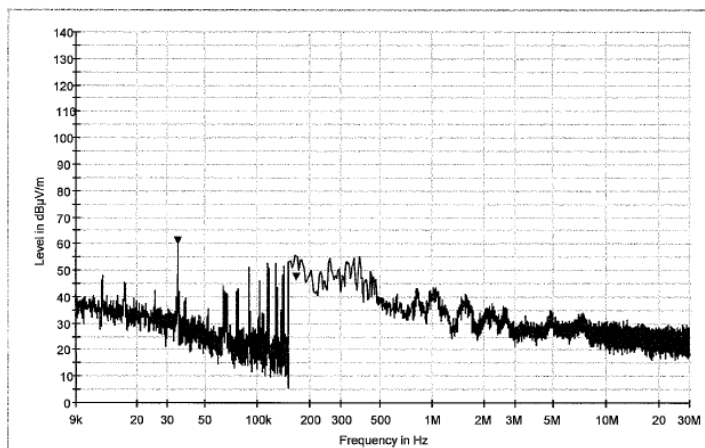
EMC Test Record (EMISSION)

Test Information

Manufacturer: Sunitec Enterprise Co.,Ltd.
 Test Item: Bluetooth Speakerphone
 Identification: BC962S
 Test Standard: FCC Part 15
 Test Detail: RE
 Operation Mode: Tx @ High channel
 Climate Condition: 23 °C; 50 %RH; 101 kPa.
 Test Voltage / Freq. : DC 3.7V via battery
 Receipt No.: 163060925 100
 Report No. 17015434 001
 Result:
 Comment: Horizontal

Subrange 1

Frequency Range: 9kHz - 30MHz
 Receiver: TUV ESCI 3
 Transducer: TUV SAC Active Loop Antenna HFH2-Z2 / TUV ESCI3 -TUV SAC Active Loop Antenna HFH2-Z2


Result Table Single

Frequency (MHz)	QuasiPeak (dB µ V/m)	Average (dB µ V/m)	Polarity	Corr. (dB)
0.034840	---	61.3	H	20.3
0.166000	---	47.7	H	20.8
1.038000	40.1	---	H	20.4
4.830000	31.7	---	H	21.9

Date: 3/22/2010 - Time: 8:59:56 PM

Tested by:



Reviewed by:



TUV Rheinland (Guangdong) Ltd.

EMC Test Service Hotline: +86-20-28391188

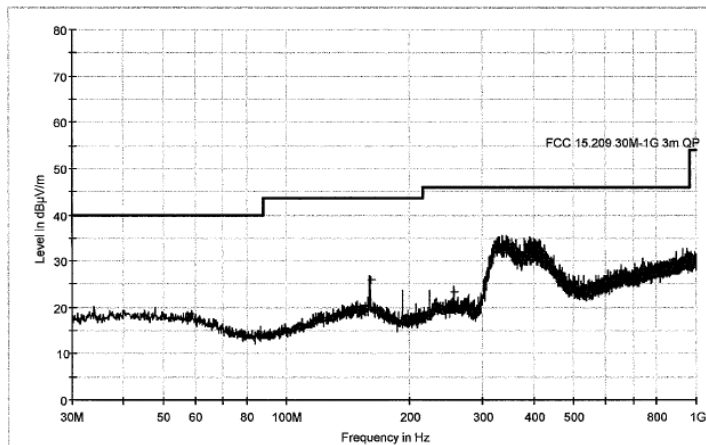
EMC Test Record (EMISSION)

Test Information

Manufacturer:	Sunitec Enterprise Co.,Ltd.
Test Item:	Bluetooth Speakerphone
Identification	BC962S
Test Standard:	FCC Part 15
Test Detail:	RE
Operation Mode:	Tx @ High channel
Climate Condition:	23 °C; 50 %RH; 101 kPa.
Test Voltage / Freq. :	DC 3.7V via battery
Receipt No.:	163060925 100
Report No.	17015434 001
Result:	Pass
Comment:	Horizontal

Subrange 1

Frequency Range:	30MHz - 1GHz
Receiver:	TUV ESCI 3
Transducer:	TUV SAC UVLB 9168 / TUV ESCI3 -TUV SAC UVLB 9168



Limit and Margin QP

Frequency (MHz)	QuasiPeak (dB µ V/m)	Corr. (dB)	Margin (dB)	Limit (dB µ V/m)	Polarity
160.000000	25.9	15.6	17.6	43.5	H
256.000000	23.4	13.7	22.6	46.0	H
343.500000	31.8	16.1	14.2	46.0	H
391.600000	30.2	17.1	15.8	46.0	H

Date: 3/22/2010 - Time: 10:18:32 PM

Tested by:



Reviewed by:



TUV Rheinland (Guangdong) Ltd.

EMC Test Service Hotline: +86-20-28391188

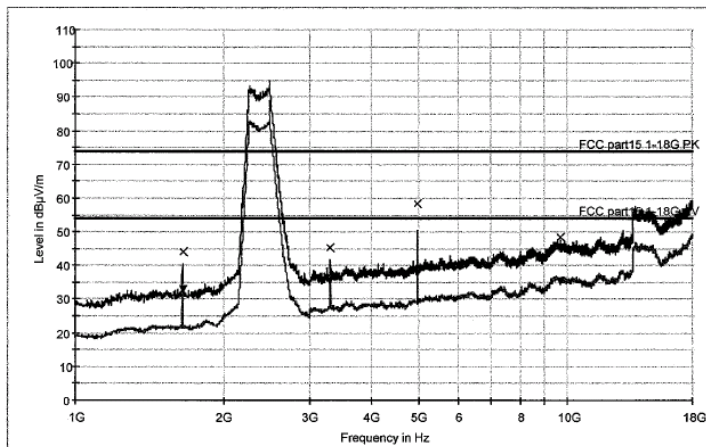
EMC Test Record (EMISSION)

Test Information

Manufacturer:	Sunitec Enterprise Co.,Ltd.
Test Item:	Bluetooth Speakerphone
Identification:	BC982S
Test Standard:	FCC Part 15
Test Detail:	RE
Operation Mode:	Tx @ High channel
Climate Condition:	23 °C; 50 %RH; 101 kPa.
Test Voltage / Freq. :	DC 3.7V via battery
Receipt No.:	163060925 100
Report No.	17015434 001
Result:	Pass
Comment:	Horizontal

Subrange 1

Frequency Range:	1GHz - 18GHz
Receiver:	TUV FSP 30
Transducer:	TUV SAC HF906 / TUV FSP 30-TUV SAC HF906



Limit and Margin PK

Frequency (MHz)	MaxPeak (dB µ V/m)	Margin (dB)	Limit (dB µ V/m)	Polarity	Corr. (dB)
1652.500000	43.9	30.1	74.0	H	-13.6
3305.500000	45.2	28.8	74.0	H	-8.0
4960.000000	58.5	15.5	74.0	H	-5.8
9691.000000	48.6	25.4	74.0	H	5.3

Date: 3/30/2010 - Time: 7:14:59 PM

Tested by:



Reviewed by:



TUV Rheinland (Guangdong) Ltd.

EMC Test Service Hotline: +86-20-28391188

Limit and Margin AV

Frequency (MHz)	Average (dB μ V/m)	Margin (dB)	Limit (dB μ V/m)	Polarity	Corr. (dB)
1652.500000	32.9	21.1	54.0	H	-13.6
3305.500000	35.4	18.6	54.0	H	-8.0
4960.000000	37.6	16.4	54.0	H	-5.8
9691.000000	35.4	18.6	54.0	H	5.3

Date: 3/30/2010 - Time: 7:14:59 PM

Tested by:



Reviewed by:



TUV Rheinland (Guangdong) Ltd.

EMC Test Service Hotline: +86-20-28391188

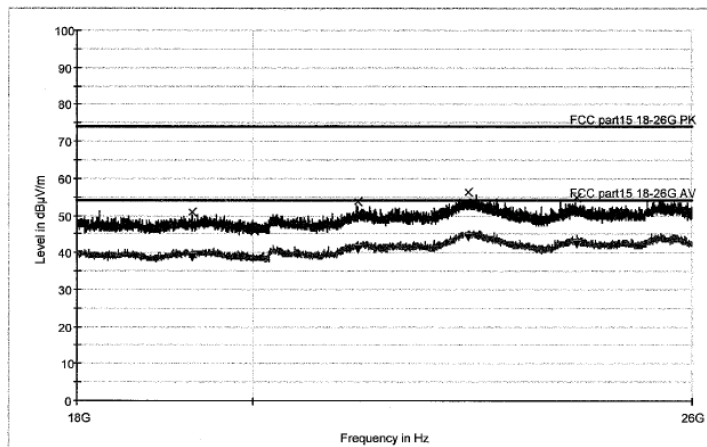
EMC Test Record (EMISSION)

Test Information

Manufacturer: Sunitec Enterprise Co.,Ltd.
 Test Item: Bluetooth Speakerphone
 Identification: BC962S
 Test Standard: FCC Part 15
 Test Detail: RE
 Operation Mode: Tx @ High channel
 Climate Condition: 23 °C; 50 %RH; 101 kPa.
 Test Voltage / Freq. : DC 3.7V via battery
 Receipt No.: 163060925 100
 Report No. 17015434 001
 Result: Pass
 Comment: Horizontal

Subrange 1

Frequency Range: 18GHz - 26GHz
 Receiver: TUV FSP 30
 Transducer: TUV SAC 3160-09 / TUV FSP 30-TUV SAC 3160-09




Limit and Margin PK

Frequency (MHz)	MaxPeak (dB µ V/m)	Corr. (dB)	Margin (dB)	Limit (dB µ V/m)	Polarity
19285.000000	50.9	6.4	23.1	74.0	H
21297.000000	54.0	7.5	20.0	74.0	H
22744.000000	56.3	10.4	17.7	74.0	H
24270.000000	54.8	7.6	19.2	74.0	H

Date: 3/22/2010 - Time: 6:24:07 PM

 Tested by: 

 Reviewed by: 

TUV Rheinland (Guangdong) Ltd.

EMC Test Service Hotline: +86-20-28391188

Limit and Margin AV

Frequency (MHz)	Average (dB μ V/m)	Corr. (dB)	Margin (dB)	Limit (dB μ V/m)	Polarity
19285.000000	38.7	6.4	15.3	54.0	H
21297.000000	40.9	7.5	13.1	54.0	H
22744.000000	44.0	10.4	10.0	54.0	H
24270.000000	42.3	7.6	11.7	54.0	H

Date: 3/22/2010 - Time: 6:24:07 PM

Tested by:



Reviewed by:

