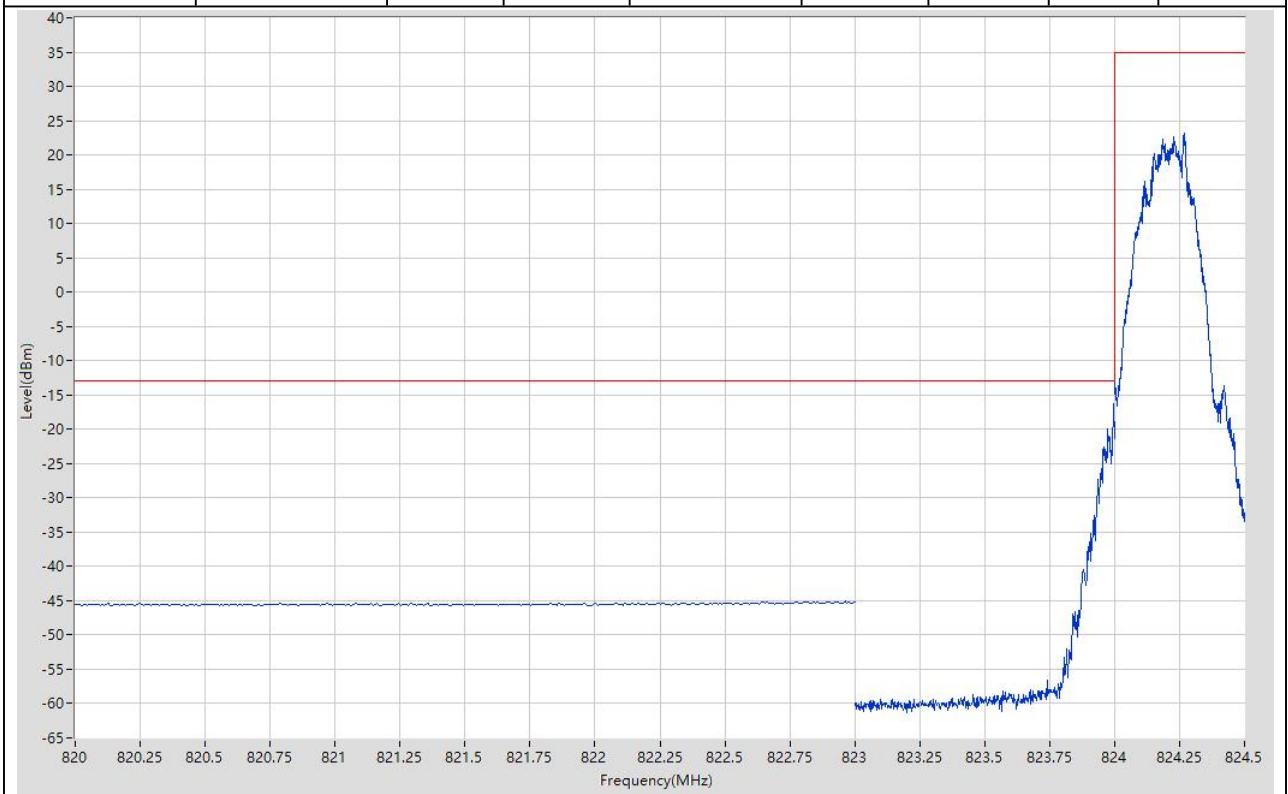


Annex A.6 Band Edge

1. GSM_GSM850

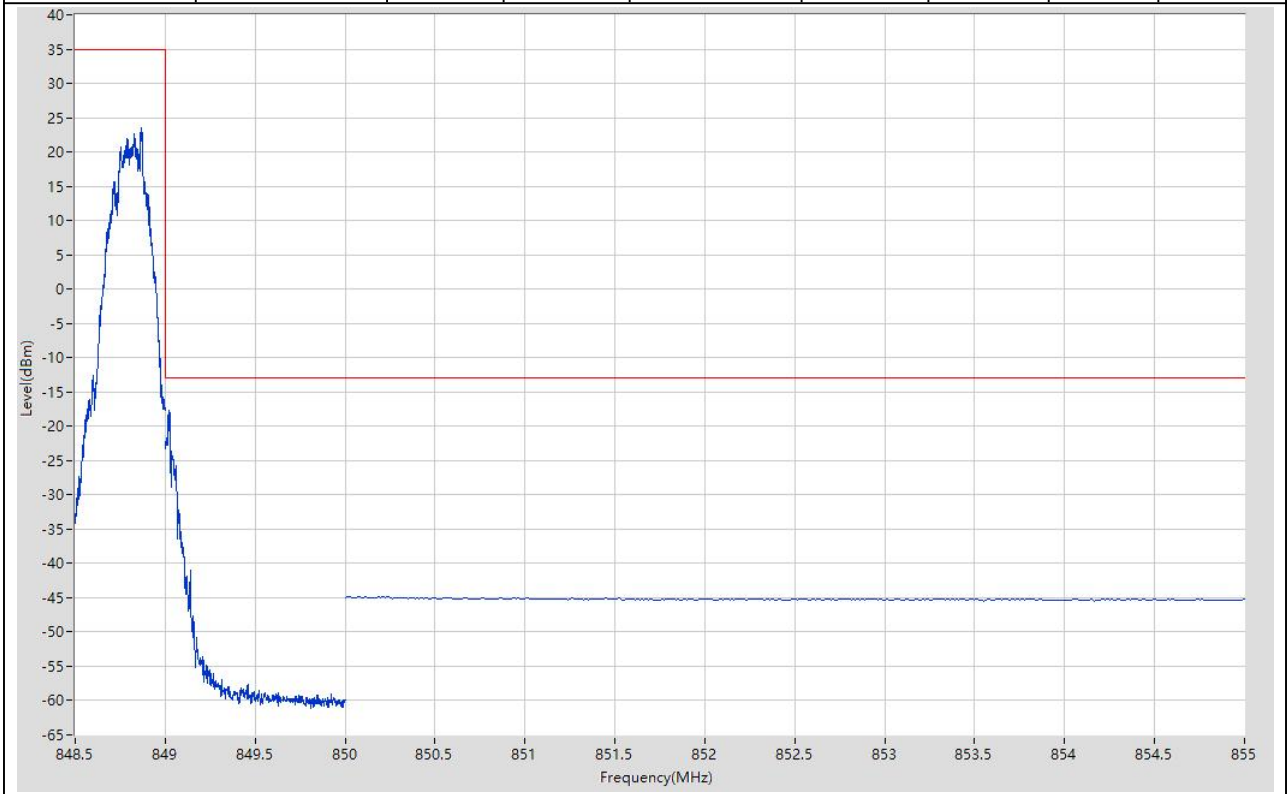
1.1. GSM Band Edge_Part22-24(NTNV)(Channel:128)

Start Frequency (MHz)	Stop Frequency (MHz)	RBW (MHz)	Detector	Frequency (MHz)	Power (dBm)	Limit (dBm)	Verdict	Sweep Point
820	823	0.1	RMS	822.963	-45.08	-13	Pass	401
823	824	0.003	RMS	823.998	-16.23	-13	Pass	401
824	824.5	0.01	RMS	824.27	23.11	35	Pass	401



1.2. GSM Band Edge_Part22-24(NTNV)(Channel:251)

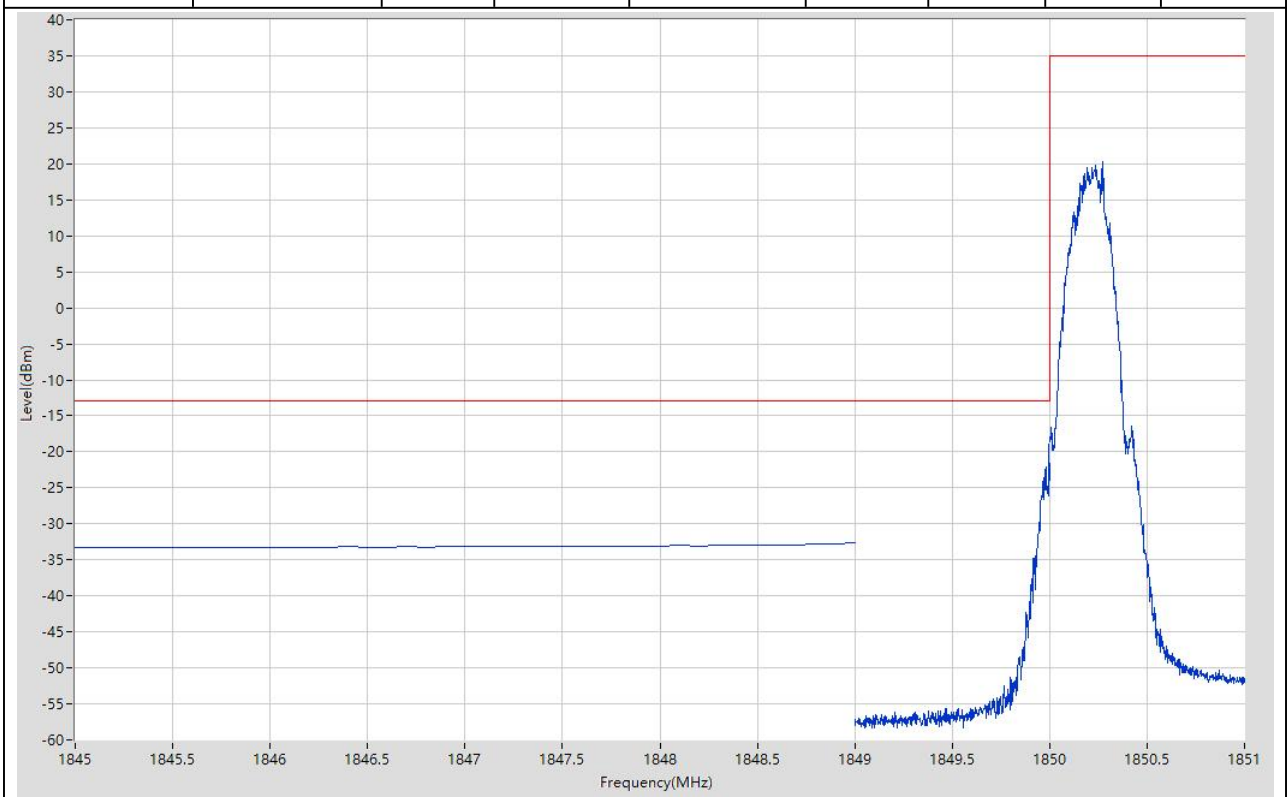
Start Frequency (MHz)	Stop Frequency (MHz)	RBW (MHz)	Detector	Frequency (MHz)	Power (dBm)	Limit (dBm)	Verdict	Sweep Point
848.5	849	0.01	RMS	848.868	23.61	35	Pass	401
849	850	0.003	RMS	849.023	-17.65	-13	Pass	401
850	855	0.1	RMS	850.238	-44.83	-13	Pass	401



2. GSM_PCS

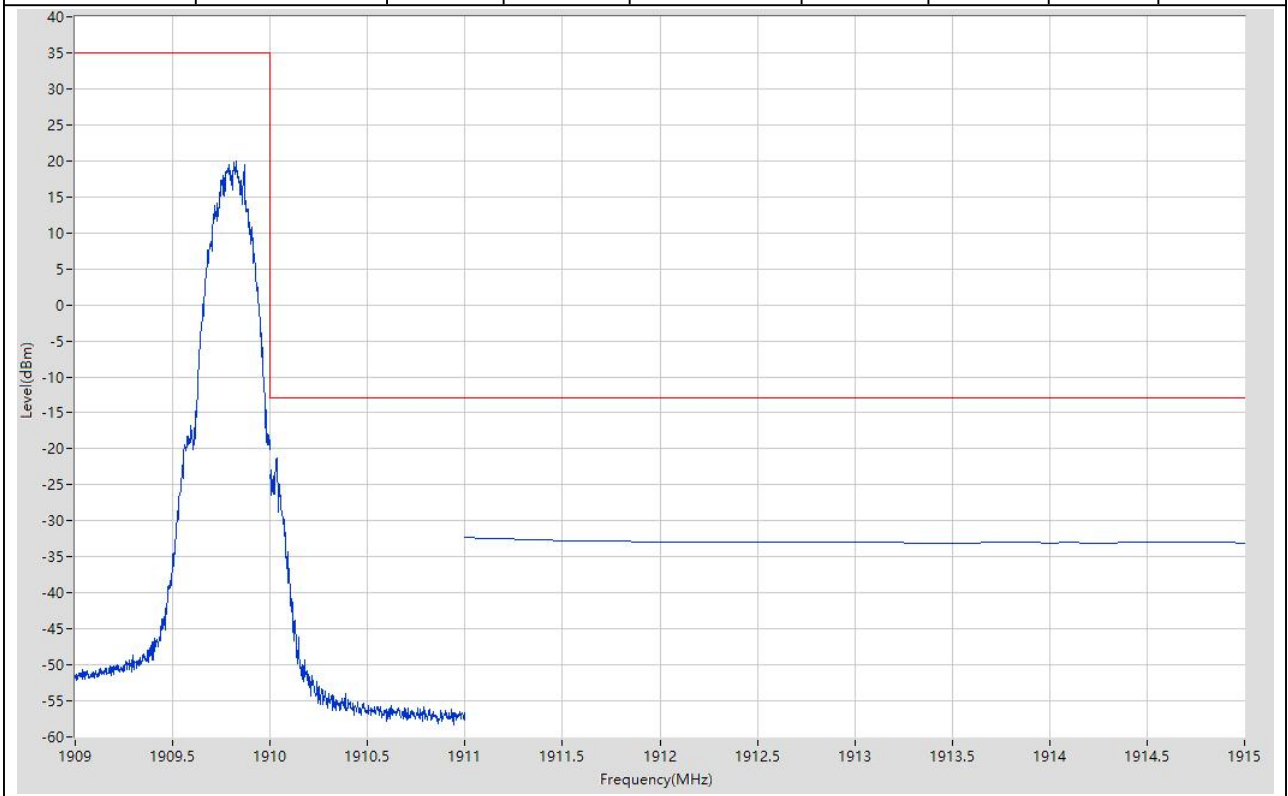
2.1. GSM Band Edge_Part22-24(NTNV)(Channel:512)

Start Frequency (MHz)	Stop Frequency (MHz)	RBW (MHz)	Detector	Frequency (MHz)	Power (dBm)	Limit (dBm)	Verdict	Sweep Point
1845	1849	1	RMS	1849	-32.59	-13	Pass	41
1849	1850	0.003	RMS	1849.998	-18.99	-13	Pass	401
1850	1851	0.01	RMS	1850.27	20.29	35	Pass	401



2.2. GSM Band Edge_Part22-24(NTNV)(Channel:810)

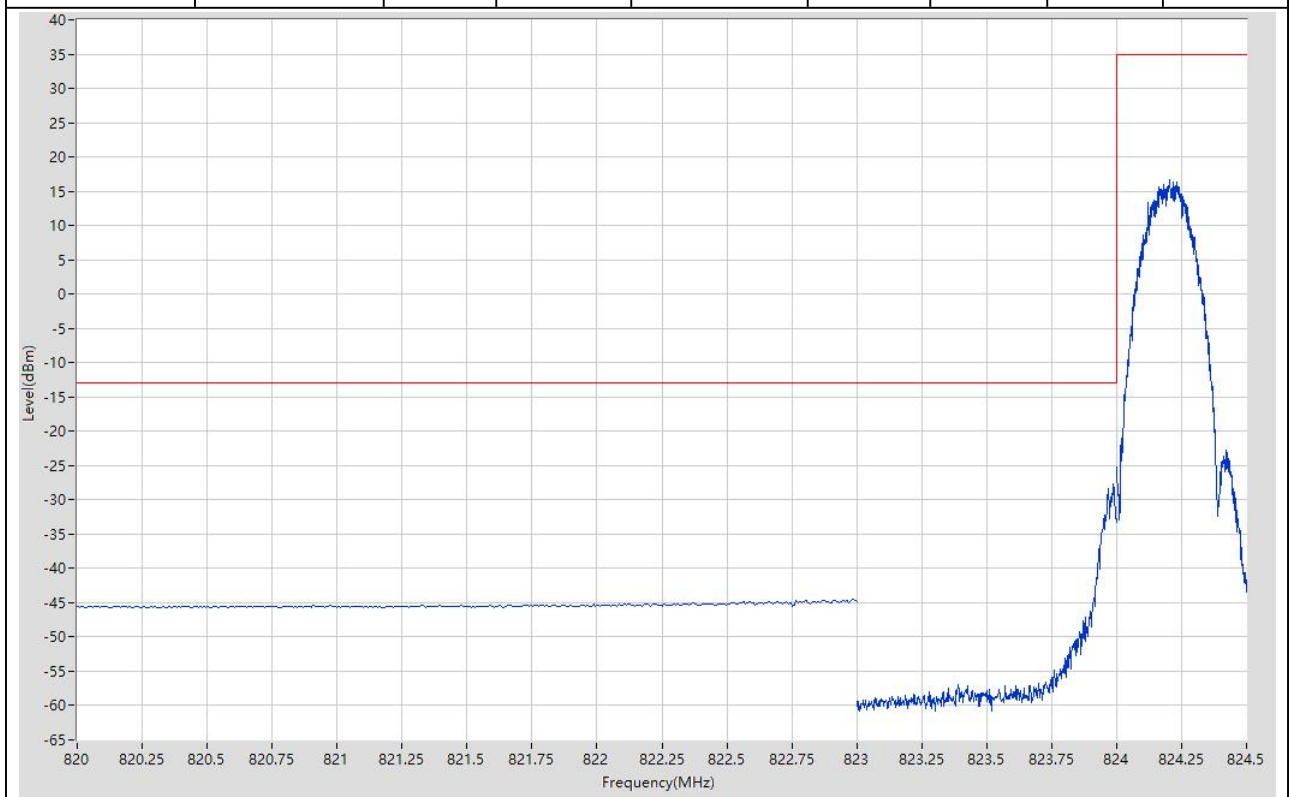
Start Frequency (MHz)	Stop Frequency (MHz)	RBW (MHz)	Detector	Frequency (MHz)	Power (dBm)	Limit (dBm)	Verdict	Sweep Point
1909	1910	0.01	RMS	1909.825	19.93	35	Pass	401
1910	1911	0.003	RMS	1910.035	-21.3	-13	Pass	401
1911	1915	1	RMS	1911	-32.3	-13	Pass	41



3. EGPRS_GSM850

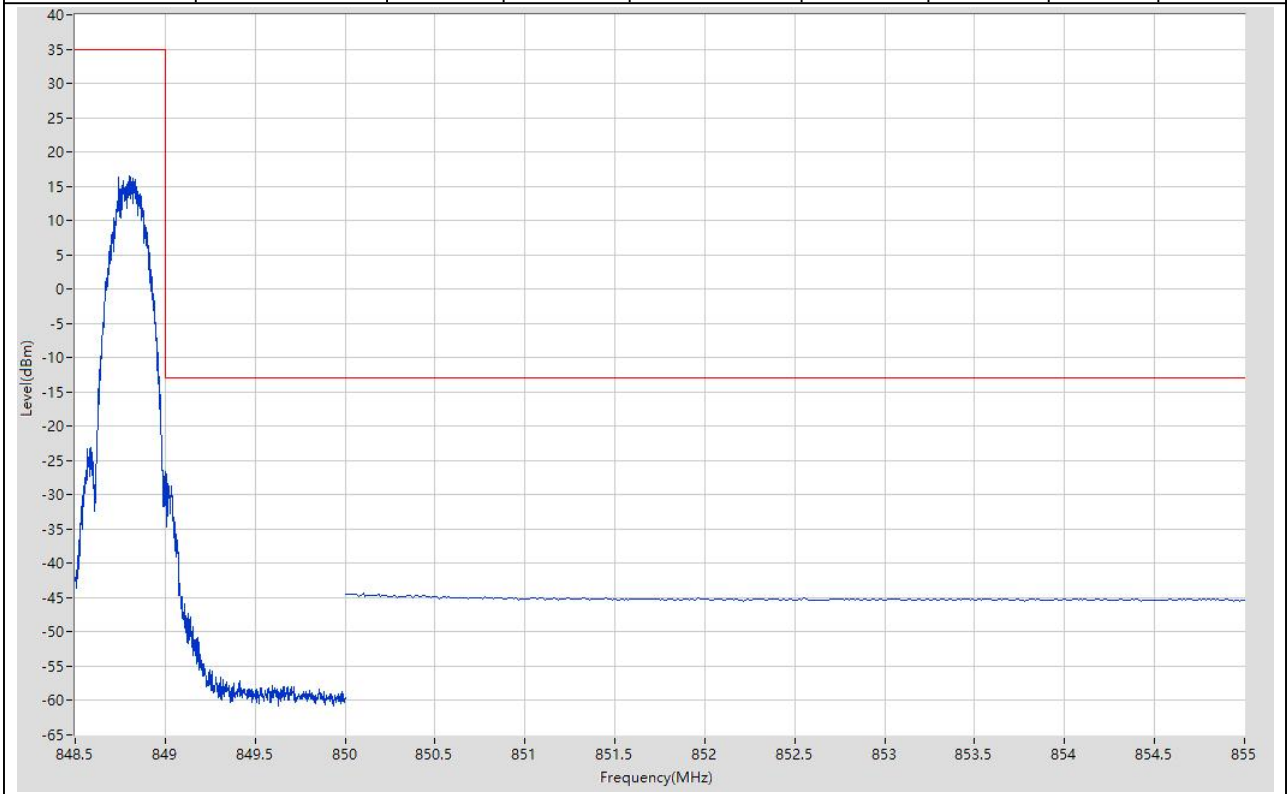
3.1. EGPRS Band Edge_Part22-24(NTNV)(Channel:128)

Start Frequency (MHz)	Stop Frequency (MHz)	RBW (MHz)	Detector	Frequency (MHz)	Power (dBm)	Limit (dBm)	Verdict	Sweep Point
820	823	0.1	RMS	822.985	-44.51	-13	Pass	401
823	824	0.003	RMS	823.985	-27.59	-13	Pass	401
824	824.5	0.01	RMS	824.206	16.64	35	Pass	401



3.2. EGPRS Band Edge_Part22-24(NTNV)(Channel:251)

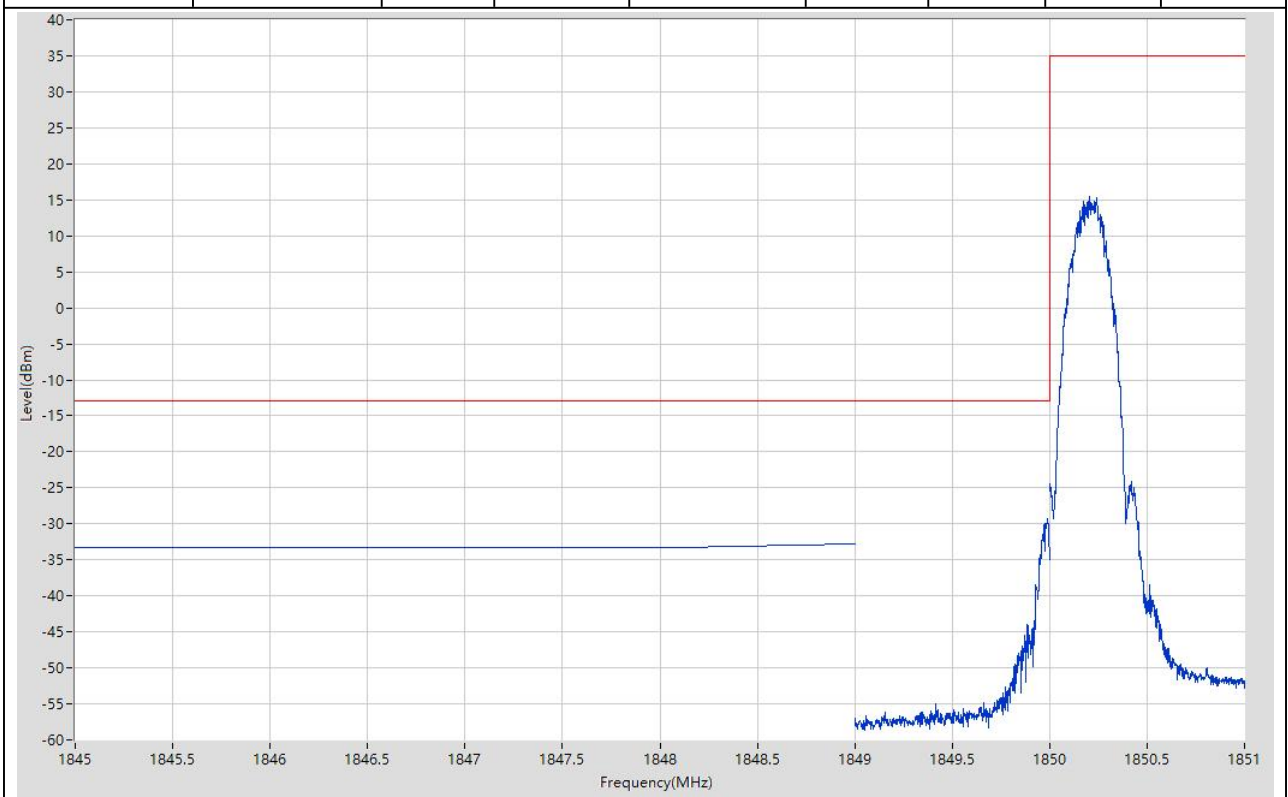
Start Frequency (MHz)	Stop Frequency (MHz)	RBW (MHz)	Detector	Frequency (MHz)	Power (dBm)	Limit (dBm)	Verdict	Sweep Point
848.5	849	0.01	RMS	848.8	16.52	35	Pass	401
849	850	0.003	RMS	849.008	-27.02	-13	Pass	401
850	855	0.1	RMS	850.1	-44.36	-13	Pass	401



4. EGPRS_PCS

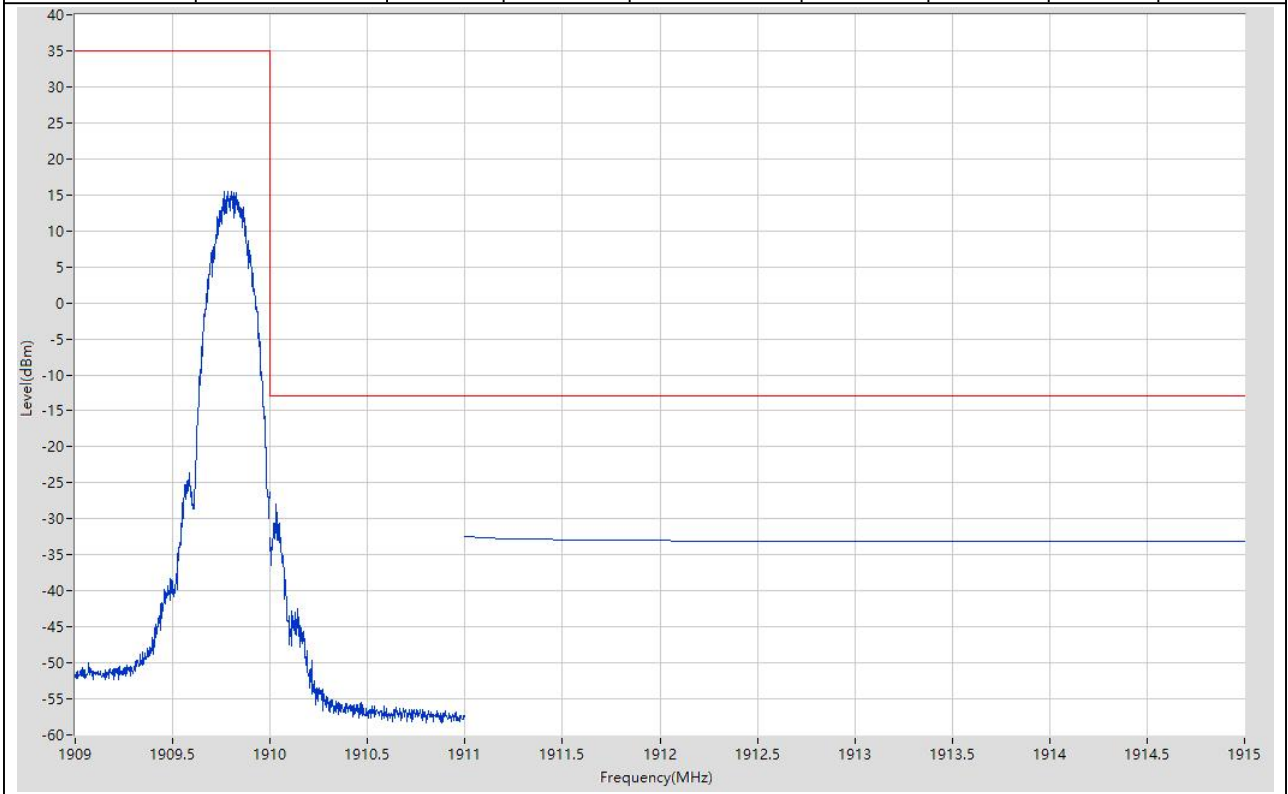
4.1. EGPRS Band Edge_Part22-24(NTNV)(Channel:512)

Start Frequency (MHz)	Stop Frequency (MHz)	RBW (MHz)	Detector	Frequency (MHz)	Power (dBm)	Limit (dBm)	Verdict	Sweep Point
1845	1849	1	RMS	1849	-32.73	-13	Pass	41
1849	1850	0.003	RMS	1849.988	-29.3	-13	Pass	401
1850	1851	0.01	RMS	1850.205	15.43	35	Pass	401



4.2. EGPRS Band Edge_Part22-24(NTNV)(Channel:810)

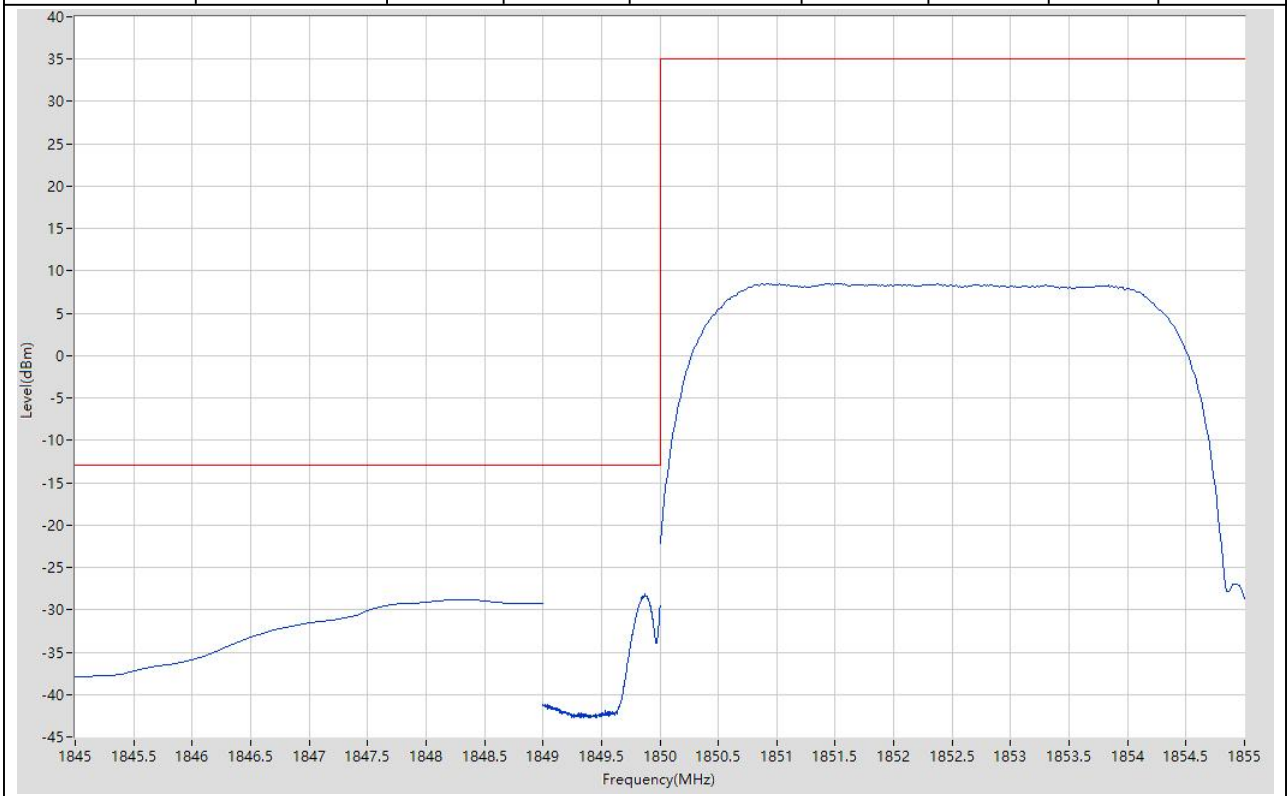
Start Frequency (MHz)	Stop Frequency (MHz)	RBW (MHz)	Detector	Frequency (MHz)	Power (dBm)	Limit (dBm)	Verdict	Sweep Point
1909	1910	0.01	RMS	1909.765	15.49	35	Pass	401
1910	1911	0.003	RMS	1910.033	-27.93	-13	Pass	401
1911	1915	1	RMS	1911	-32.54	-13	Pass	41



5. WCDMA_Band2

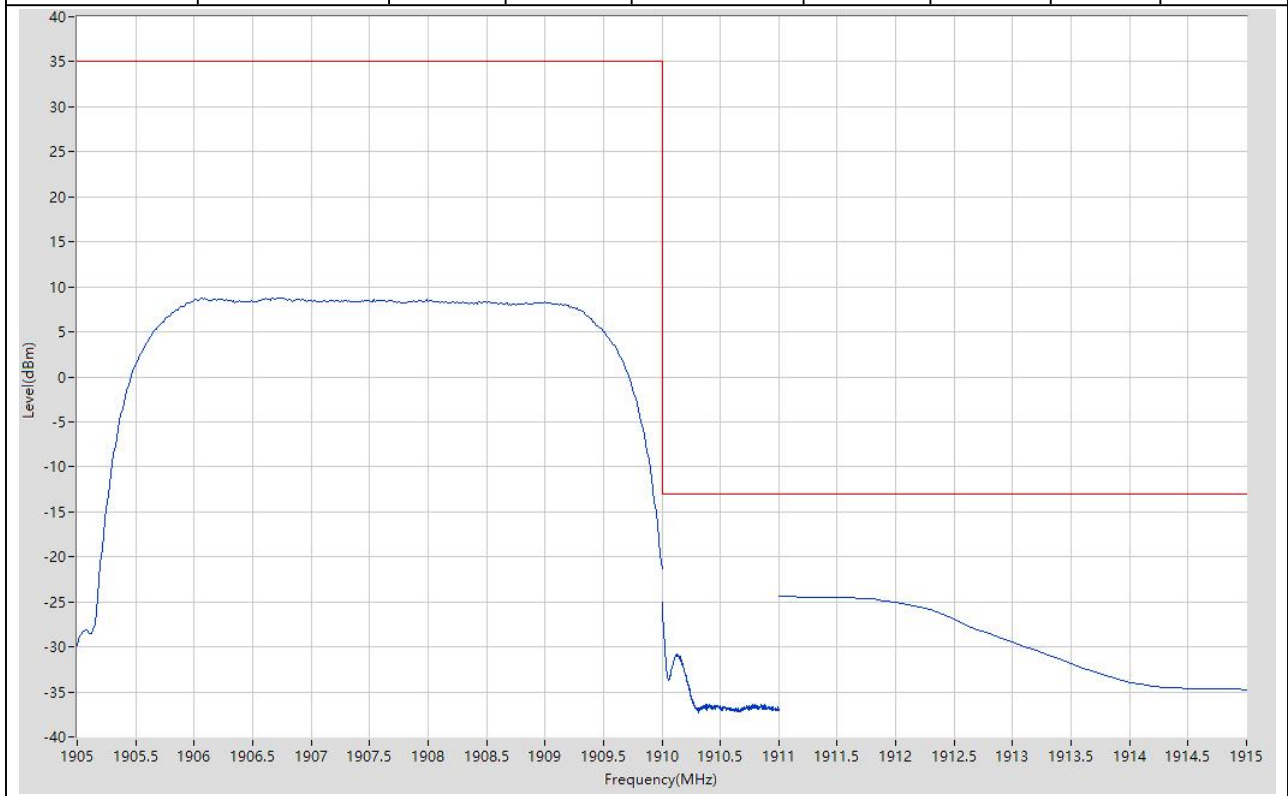
5.1. WCDMA Band Edge_Part22-24-27(NTNV)(Channel:9262)

Start Frequency (MHz)	Stop Frequency (MHz)	RBW (MHz)	Detector	Frequency (MHz)	Power (dBm)	Limit (dBm)	Verdict	Sweep Point
1845	1849	1	RMS	1848.3	-28.77	-13	Pass	41
1849	1850	0.051	RMS	1849.87	-28.15	-13	Pass	401
1850	1855	0.1	RMS	1851.538	8.55	35	Pass	401



5.2. WCDMA Band Edge_Part22-24-27(NTNV)(Channel:9538)

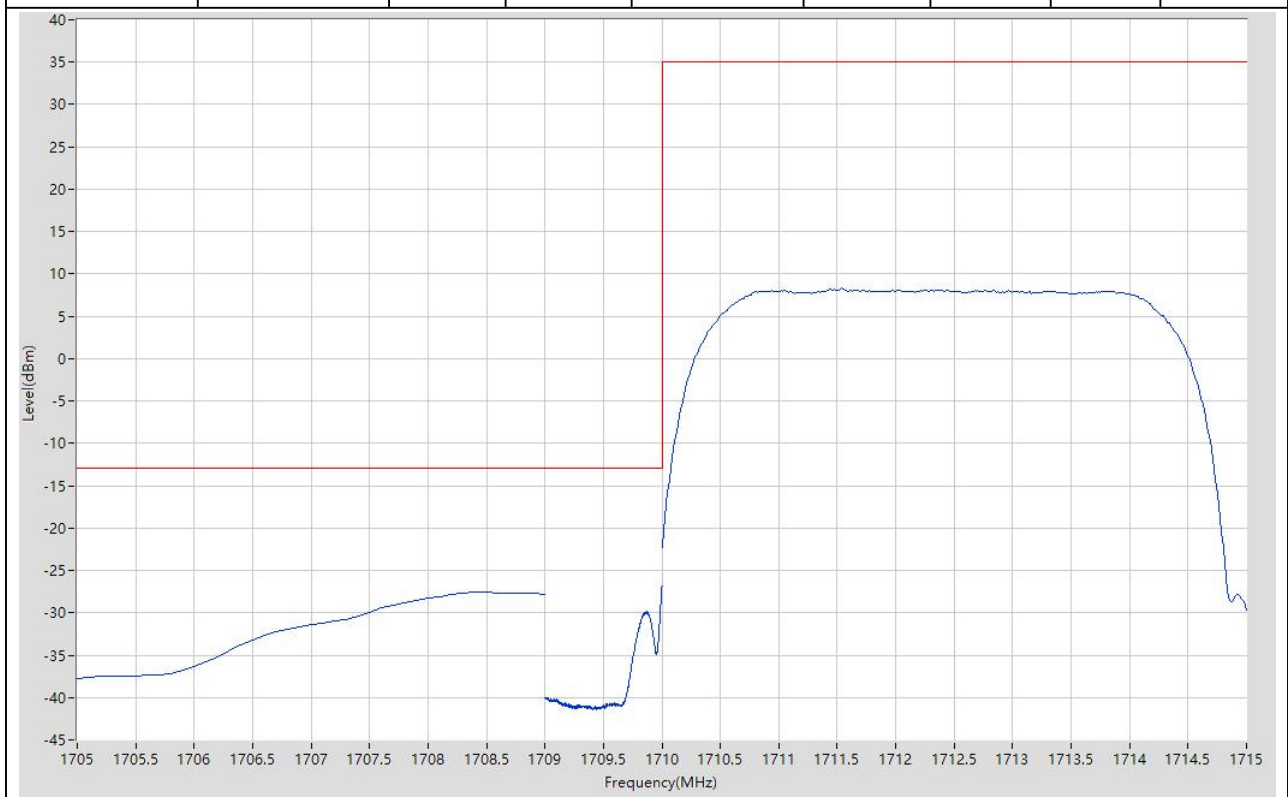
Start Frequency (MHz)	Stop Frequency (MHz)	RBW (MHz)	Detector	Frequency (MHz)	Power (dBm)	Limit (dBm)	Verdict	Sweep Point
1905	1910	0.1	RMS	1906.738	8.77	35	Pass	401
1910	1911	0.051	RMS	1910	-25.05	-13	Pass	401
1911	1915	1	RMS	1911	-24.38	-13	Pass	41



6. WCDMA_Band4

6.1. WCDMA Band Edge_Part22-24-27(NTNV)(Channel:1312)

Start Frequency (MHz)	Stop Frequency (MHz)	RBW (MHz)	Detector	Frequency (MHz)	Power (dBm)	Limit (dBm)	Verdict	Sweep Point
1705	1709	1	RMS	1708.5	-27.54	-13	Pass	41
1709	1710	0.051	RMS	1710	-26.79	-13	Pass	401
1710	1715	0.1	RMS	1711.538	8.31	35	Pass	401



6.2. WCDMA Band Edge_Part22-24-27(NTNV)(Channel:1513)

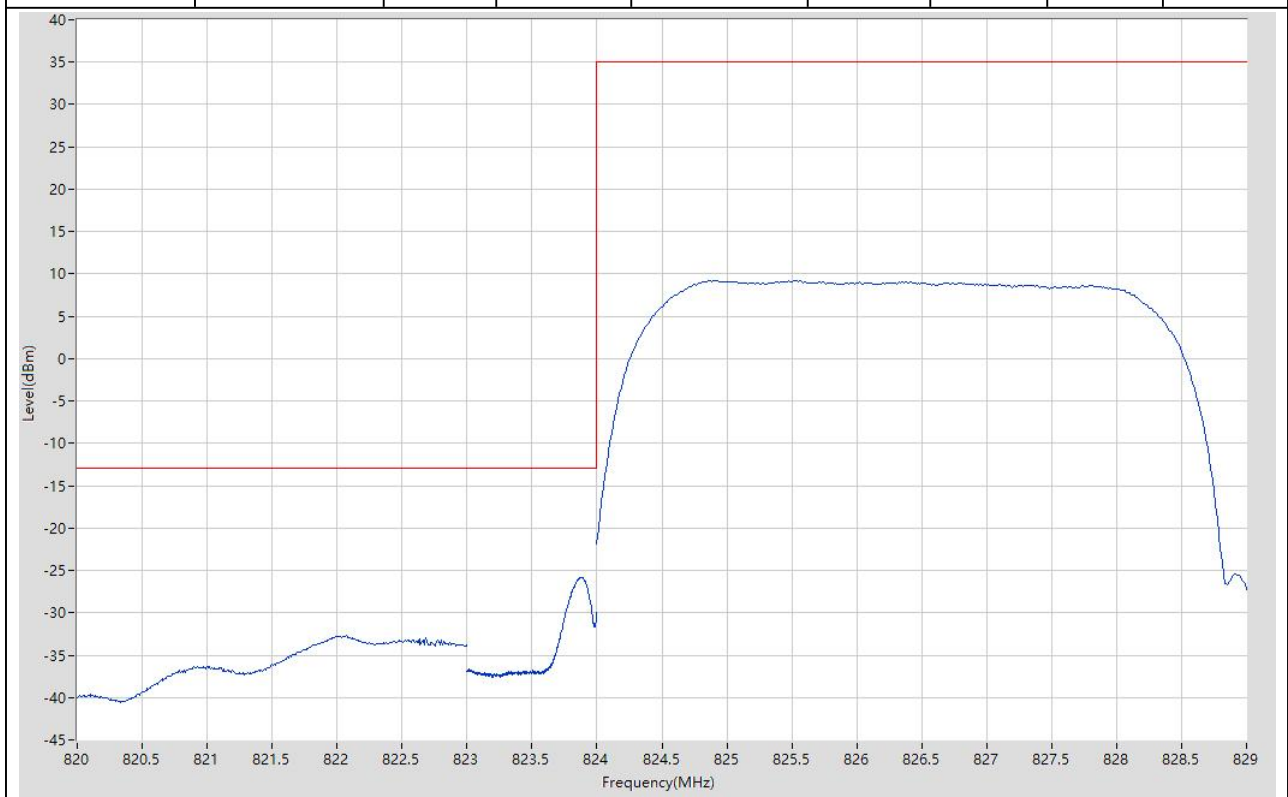
Start Frequency (MHz)	Stop Frequency (MHz)	RBW (MHz)	Detector	Frequency (MHz)	Power (dBm)	Limit (dBm)	Verdict	Sweep Point
1750	1755	0.1	RMS	1751.738	8.32	35	Pass	401
1755	1756	0.051	RMS	1755	-27.69	-13	Pass	401
1756	1760	1	RMS	1756.7	-30.69	-13	Pass	41



7. WCDMA_Band5

7.1. WCDMA Band Edge_Part22-24-27(NTNV)(Channel:4132)

Start Frequency (MHz)	Stop Frequency (MHz)	RBW (MHz)	Detector	Frequency (MHz)	Power (dBm)	Limit (dBm)	Verdict	Sweep Point
820	823	0.1	RMS	822.07	-32.71	-13	Pass	401
823	824	0.051	RMS	823.883	-25.77	-13	Pass	401
824	829	0.1	RMS	825.563	9.25	35	Pass	401



7.2. WCDMA Band Edge_Part22-24-27(NTNV)(Channel:4233)

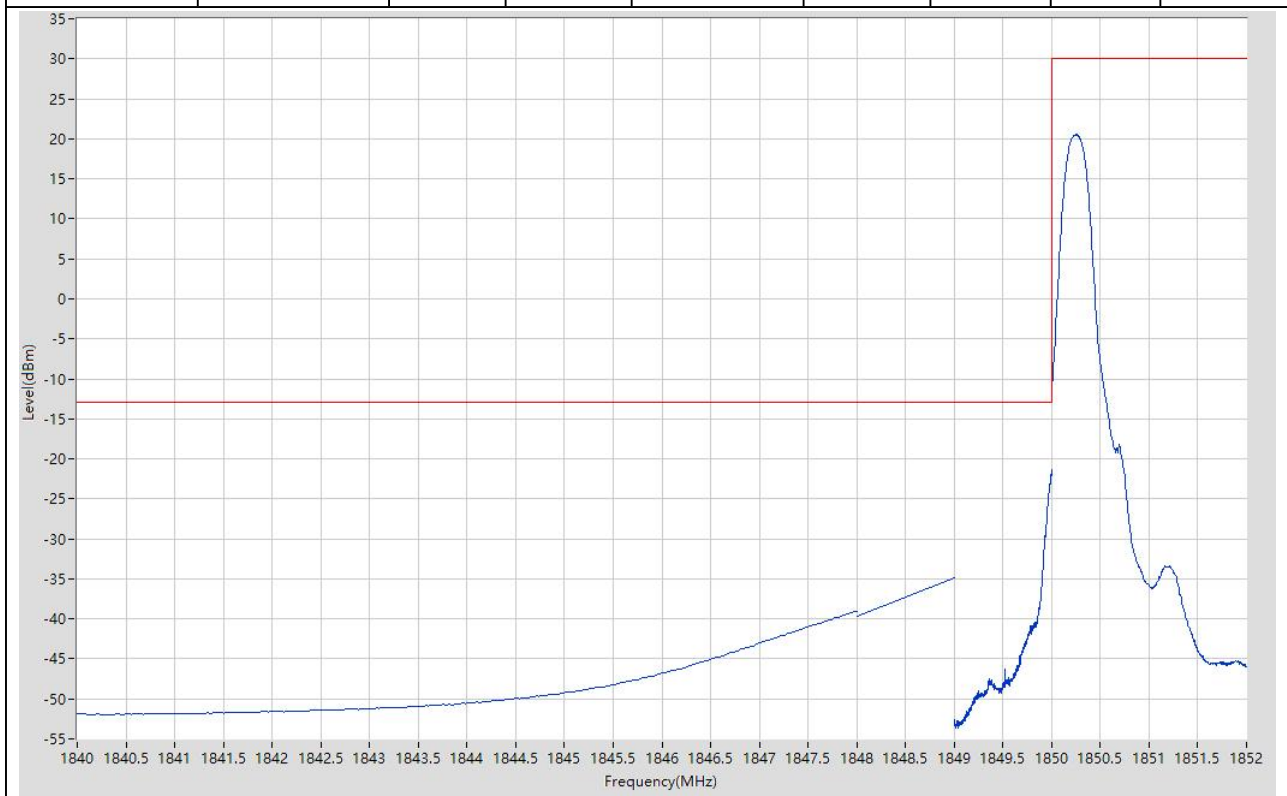
Start Frequency (MHz)	Stop Frequency (MHz)	RBW (MHz)	Detector	Frequency (MHz)	Power (dBm)	Limit (dBm)	Verdict	Sweep Point
844	849	0.1	RMS	845.725	9.2	35	Pass	401
849	850	0.051	RMS	849.12	-24.84	-13	Pass	401
850	855	0.1	RMS	850.25	-31.49	-13	Pass	401



8. LTE_Band2

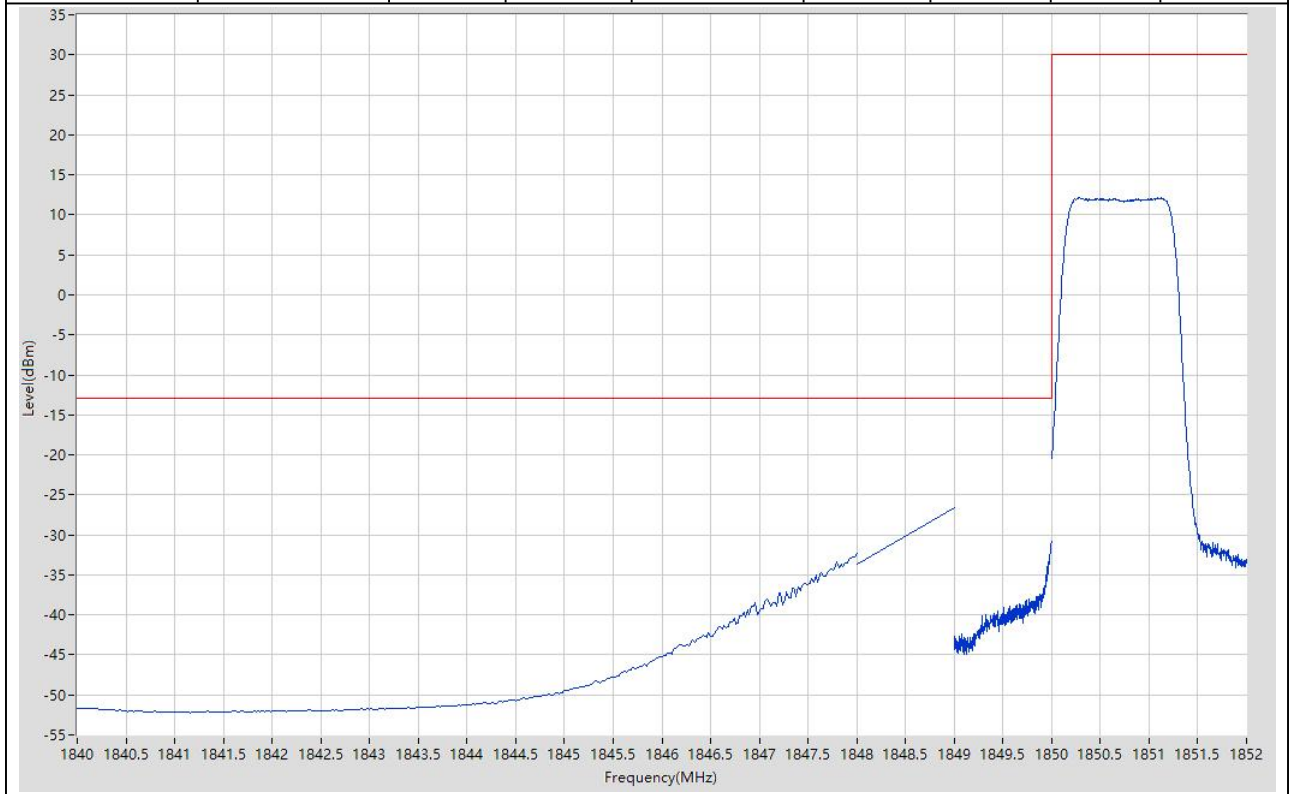
8.1. LTE Band Edge_Part22-24-27(NTNV)(Subtest:1, Channel:18607, Bandwidth:1.4, Modulation:QPSK, RB Number: 1, RB Position:LOW)

Start Frequency (MHz)	Stop Frequency (MHz)	RBW (MHz)	Detector	Frequency (MHz)	Power (dBm)	Limit (dBm)	Verdict	Sweep Point
1840	1848	1	RMS	1848	-39.02	-13	Pass	401
1848	1849	1	RMS	1849	-34.86	-13	Pass	2
1849	1850	0.02	RMS	1850	-21.41	-13	Pass	401
1850	1852	0.1	RMS	1850.255	20.53	30	Pass	401



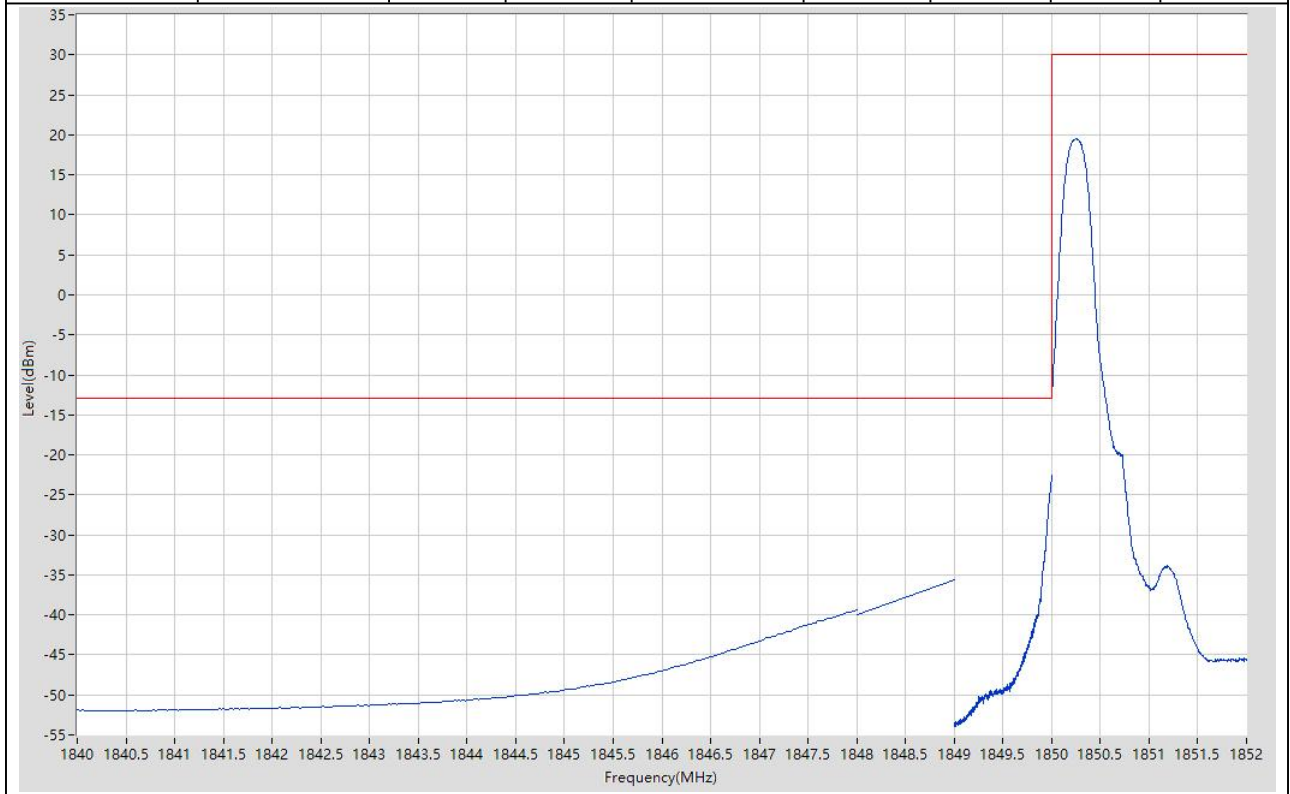
8.2. LTE Band Edge_Part22-24-27(NTNV)(Subtest:2, Channel:18607, Bandwidth:1.4, Modulation:QPSK, RB Number: 6, RB Position:LOW)

Start Frequency (MHz)	Stop Frequency (MHz)	RBW (MHz)	Detector	Frequency (MHz)	Power (dBm)	Limit (dBm)	Verdict	Sweep Point
1840	1848	1	RMS	1848	-32.31	-13	Pass	401
1848	1849	1	RMS	1849	-26.6	-13	Pass	2
1849	1850	0.02	RMS	1849.998	-30.78	-13	Pass	401
1850	1852	0.1	RMS	1850.28	12.12	30	Pass	401



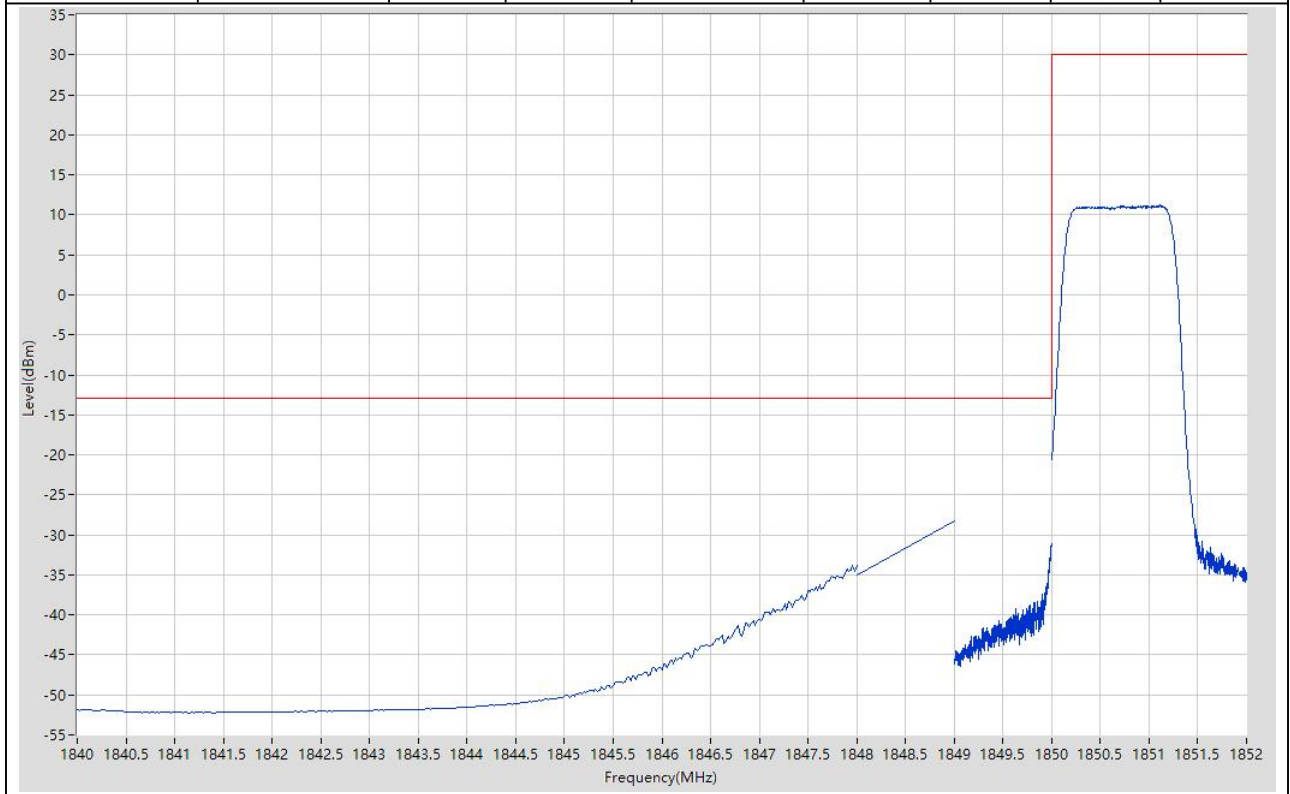
8.3. LTE Band Edge_Part22-24-27(NTNV)(Subtest:3, Channel:18607, Bandwidth:1.4, Modulation:Q16, RB Number: 1, RB Position:LOW)

Start Frequency (MHz)	Stop Frequency (MHz)	RBW (MHz)	Detector	Frequency (MHz)	Power (dBm)	Limit (dBm)	Verdict	Sweep Point
1840	1848	1	RMS	1848	-39.44	-13	Pass	401
1848	1849	1	RMS	1849	-35.56	-13	Pass	2
1849	1850	0.02	RMS	1850	-22.61	-13	Pass	401
1850	1852	0.1	RMS	1850.25	19.47	30	Pass	401



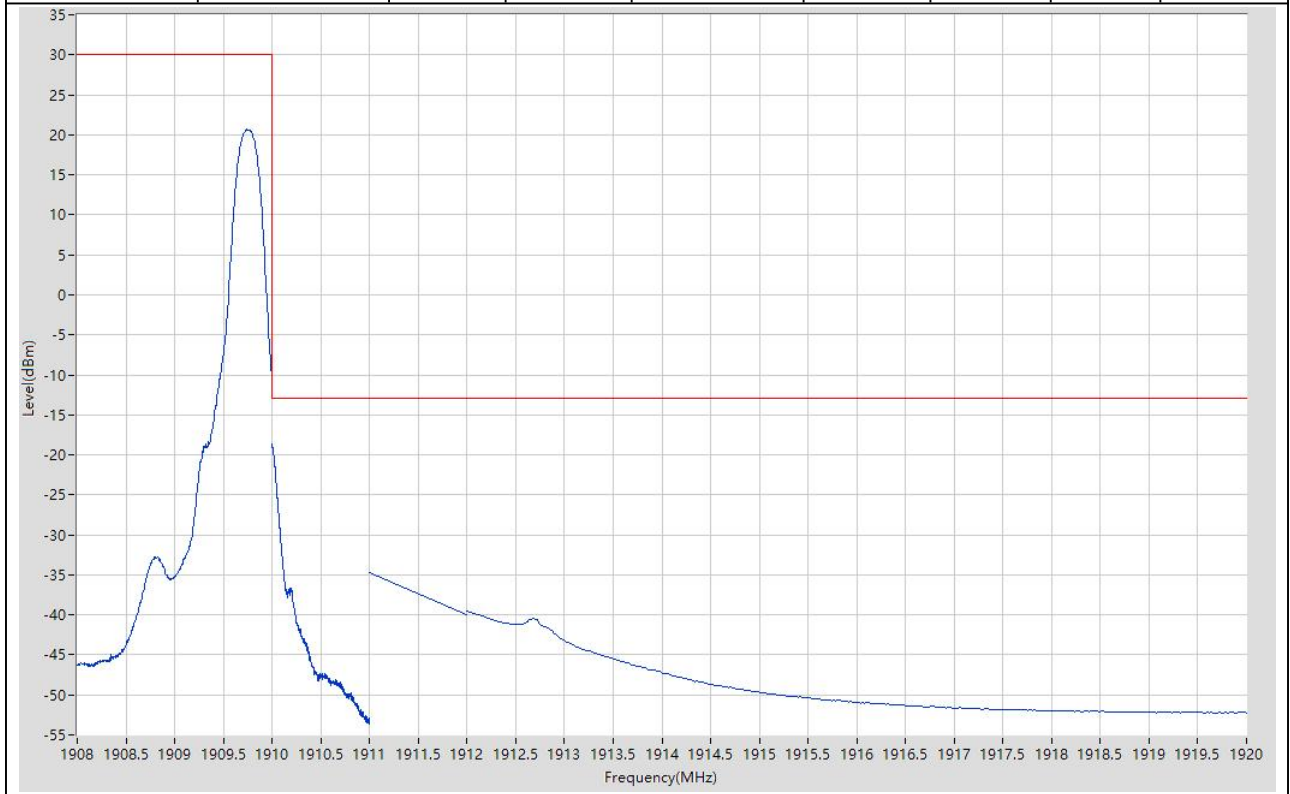
8.4. LTE Band Edge_Part22-24-27(NTNV)(Subtest:4, Channel:18607, Bandwidth:1.4, Modulation:Q16, RB Number: 6, RB Position:LOW)

Start Frequency (MHz)	Stop Frequency (MHz)	RBW (MHz)	Detector	Frequency (MHz)	Power (dBm)	Limit (dBm)	Verdict	Sweep Point
1840	1848	1	RMS	1848	-33.76	-13	Pass	401
1848	1849	1	RMS	1849	-28.2	-13	Pass	2
1849	1850	0.02	RMS	1849.998	-31.11	-13	Pass	401
1850	1852	0.1	RMS	1851.11	11.21	30	Pass	401



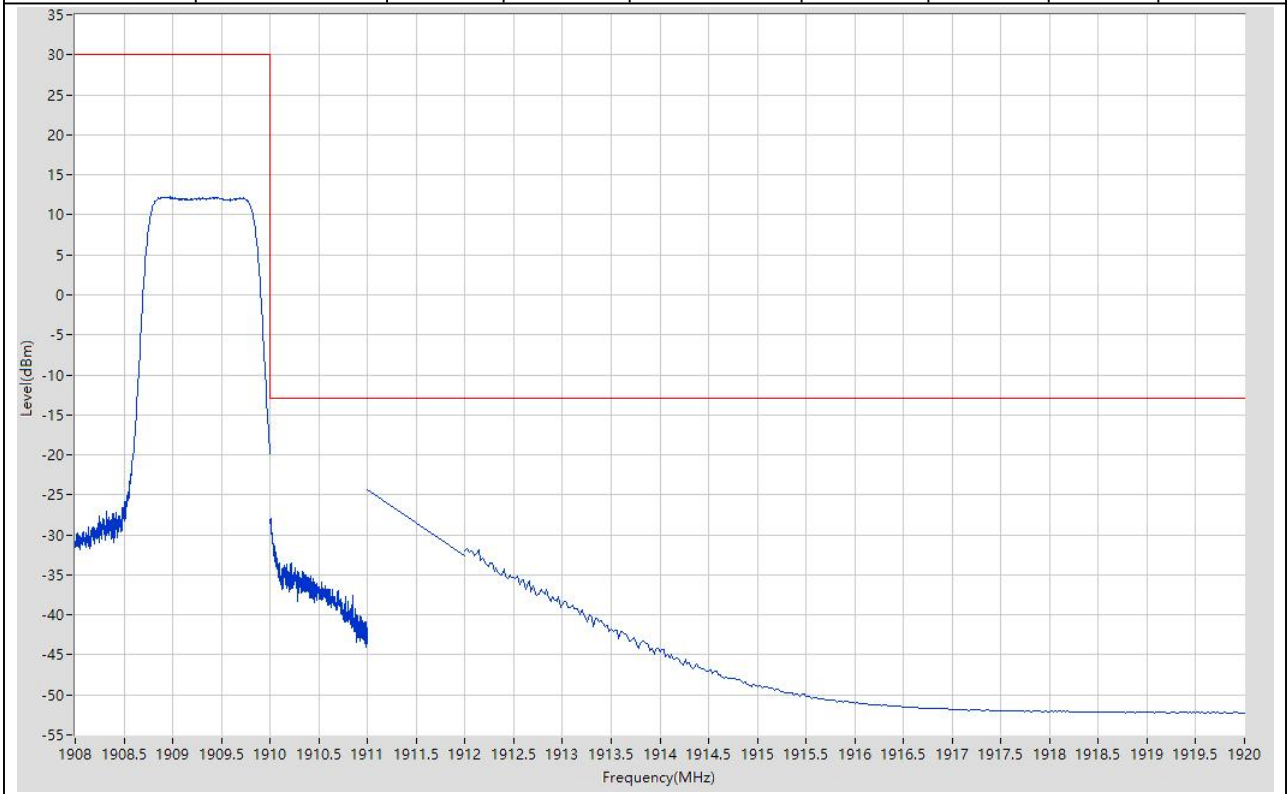
8.5. LTE Band Edge_Part22-24-27(NTNV)(Subtest:5, Channel:19193, Bandwidth:1.4, Modulation:QPSK, RB Number: 1, RB Position:HIGH)

Start Frequency (MHz)	Stop Frequency (MHz)	RBW (MHz)	Detector	Frequency (MHz)	Power (dBm)	Limit (dBm)	Verdict	Sweep Point
1908	1910	0.1	RMS	1909.74	20.69	30	Pass	401
1910	1911	0.02	RMS	1910	-18.71	-13	Pass	401
1911	1912	1	RMS	1911	-34.67	-13	Pass	2
1912	1920	1	RMS	1912	-39.53	-13	Pass	401



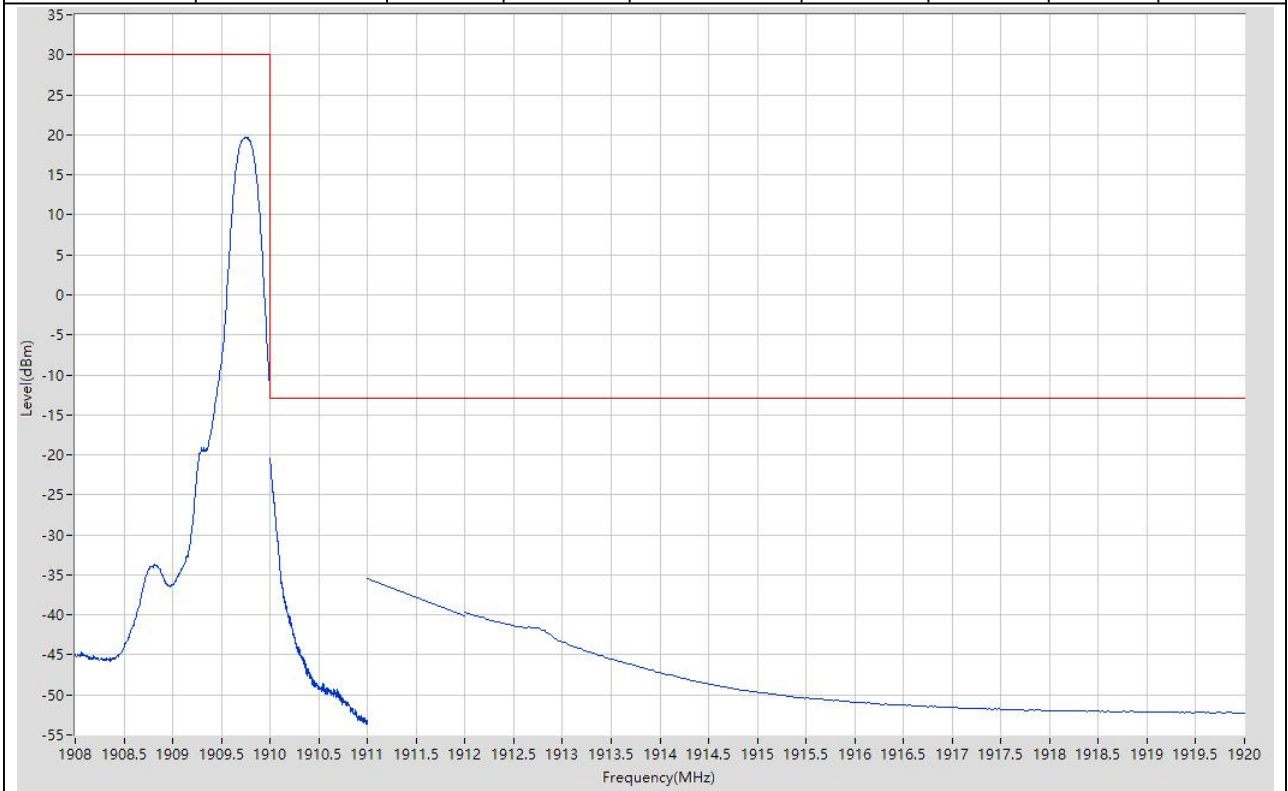
8.6. LTE Band Edge_Part22-24-27(NTNV)(Subtest:6, Channel:19193, Bandwidth:1.4, Modulation:QPSK, RB Number: 6, RB Position:HIGH)

Start Frequency (MHz)	Stop Frequency (MHz)	RBW (MHz)	Detector	Frequency (MHz)	Power (dBm)	Limit (dBm)	Verdict	Sweep Point
1908	1910	0.1	RMS	1908.97	12.3	30	Pass	401
1910	1911	0.02	RMS	1910.005	-27.99	-13	Pass	401
1911	1912	1	RMS	1911	-24.32	-13	Pass	2
1912	1920	1	RMS	1912.02	-31.7	-13	Pass	401



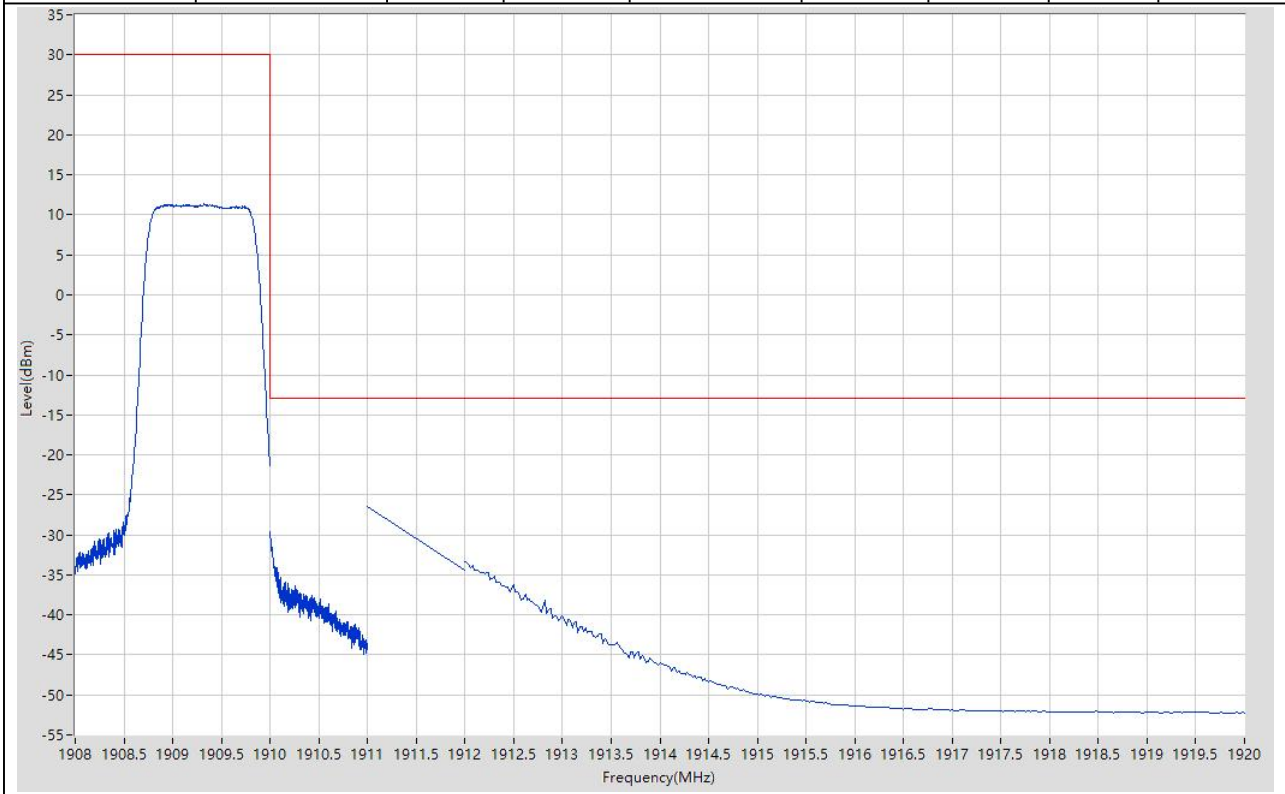
8.7. LTE Band Edge_Part22-24-27(NTNV)(Subtest:7, Channel:19193, Bandwidth:1.4, Modulation:Q16, RB Number: 1, RB Position:HIGH)

Start Frequency (MHz)	Stop Frequency (MHz)	RBW (MHz)	Detector	Frequency (MHz)	Power (dBm)	Limit (dBm)	Verdict	Sweep Point
1908	1910	0.1	RMS	1909.755	19.66	30	Pass	401
1910	1911	0.02	RMS	1910	-20.46	-13	Pass	401
1911	1912	1	RMS	1911	-35.54	-13	Pass	2
1912	1920	1	RMS	1912	-39.66	-13	Pass	401



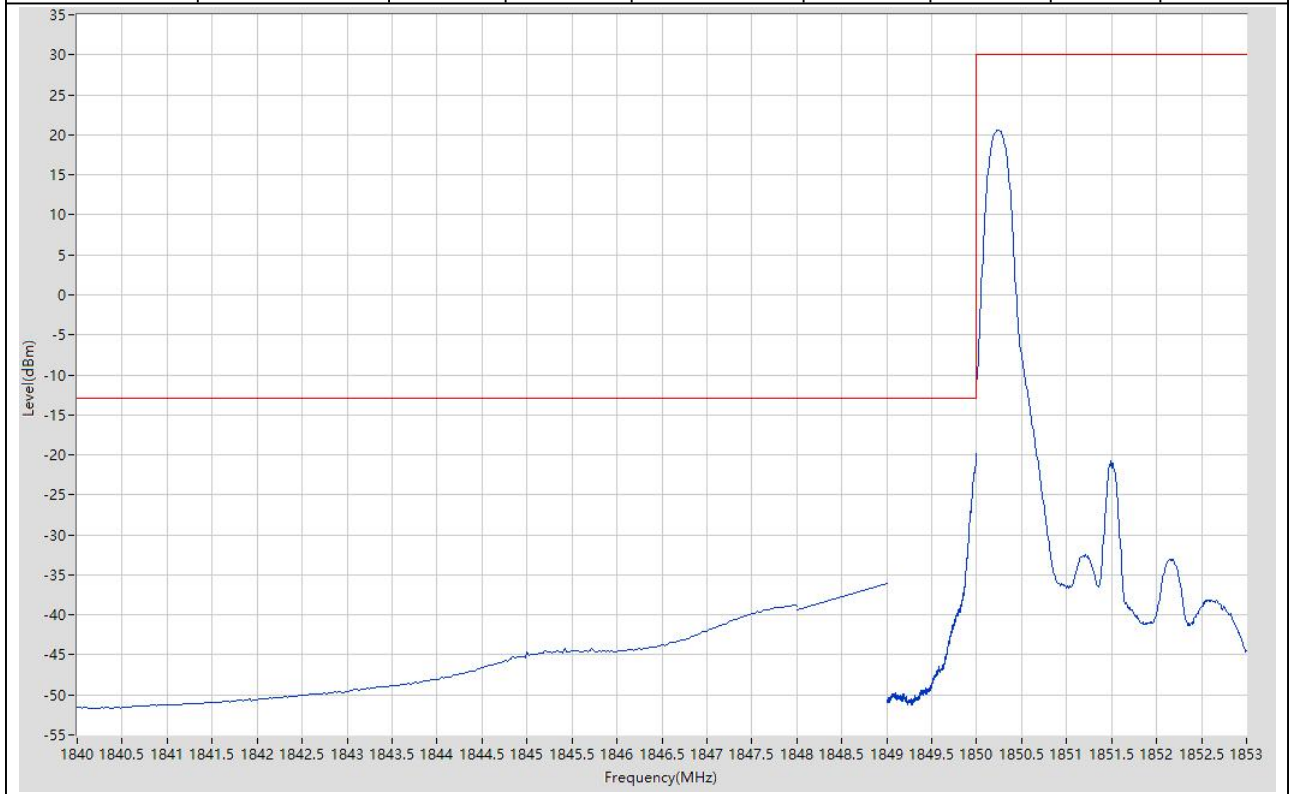
8.8. LTE Band Edge_Part22-24-27(NTNV)(Subtest:8, Channel:19193, Bandwidth:1.4, Modulation:Q16, RB Number: 6, RB Position:HIGH)

Start Frequency (MHz)	Stop Frequency (MHz)	RBW (MHz)	Detector	Frequency (MHz)	Power (dBm)	Limit (dBm)	Verdict	Sweep Point
1908	1910	0.1	RMS	1909.32	11.4	30	Pass	401
1910	1911	0.02	RMS	1910	-29.66	-13	Pass	401
1911	1912	1	RMS	1911	-26.38	-13	Pass	2
1912	1920	1	RMS	1912	-33.41	-13	Pass	401



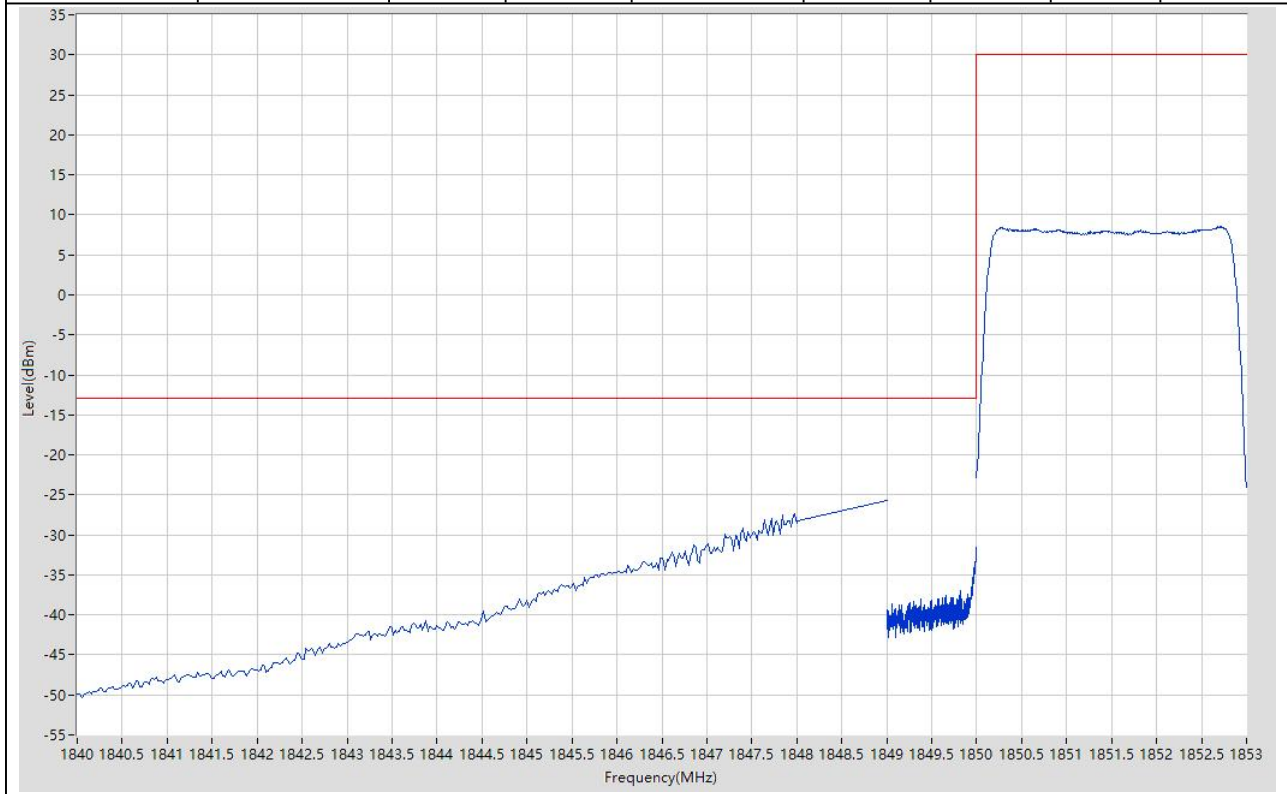
8.9. LTE Band Edge_Part22-24-27(NTNV)(Subtest:9, Channel:18615, Bandwidth:3, Modulation:QPSK, RB Number: 1, RB Position:LOW)

Start Frequency (MHz)	Stop Frequency (MHz)	RBW (MHz)	Detector	Frequency (MHz)	Power (dBm)	Limit (dBm)	Verdict	Sweep Point
1840	1848	1	RMS	1847.98	-38.82	-13	Pass	401
1848	1849	1	RMS	1849	-36.04	-13	Pass	2
1849	1850	0.03	RMS	1850	-19.85	-13	Pass	401
1850	1853	0.1	RMS	1850.248	20.63	30	Pass	401



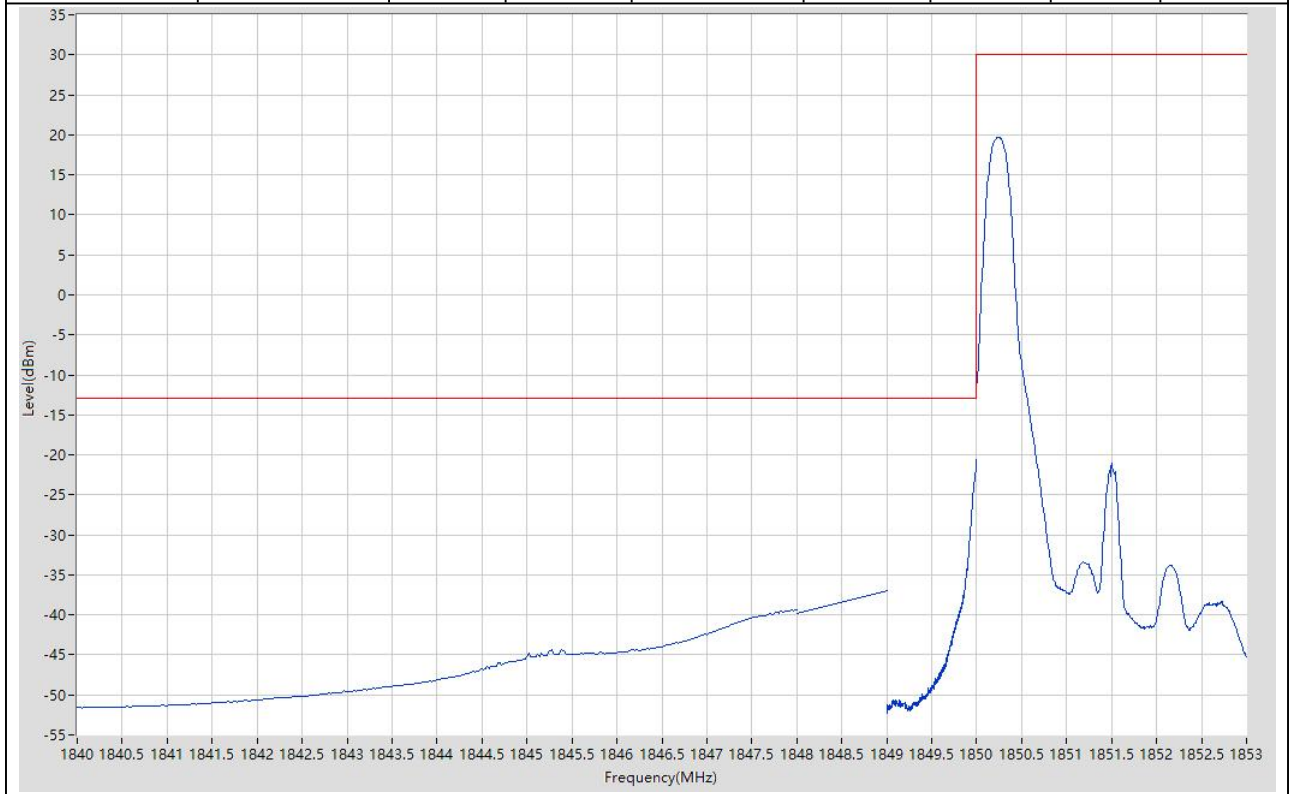
8.10. LTE Band Edge_Part22-24-27(NTNV)(Subtest:10, Channel:18615, Bandwidth:3, Modulation:QPSK, RB Number: 15, RB Position:LOW)

Start Frequency (MHz)	Stop Frequency (MHz)	RBW (MHz)	Detector	Frequency (MHz)	Power (dBm)	Limit (dBm)	Verdict	Sweep Point
1840	1848	1	RMS	1847.98	-27.31	-13	Pass	401
1848	1849	1	RMS	1849	-25.75	-13	Pass	2
1849	1850	0.03	RMS	1850	-31.59	-13	Pass	401
1850	1853	0.1	RMS	1852.715	8.57	30	Pass	401



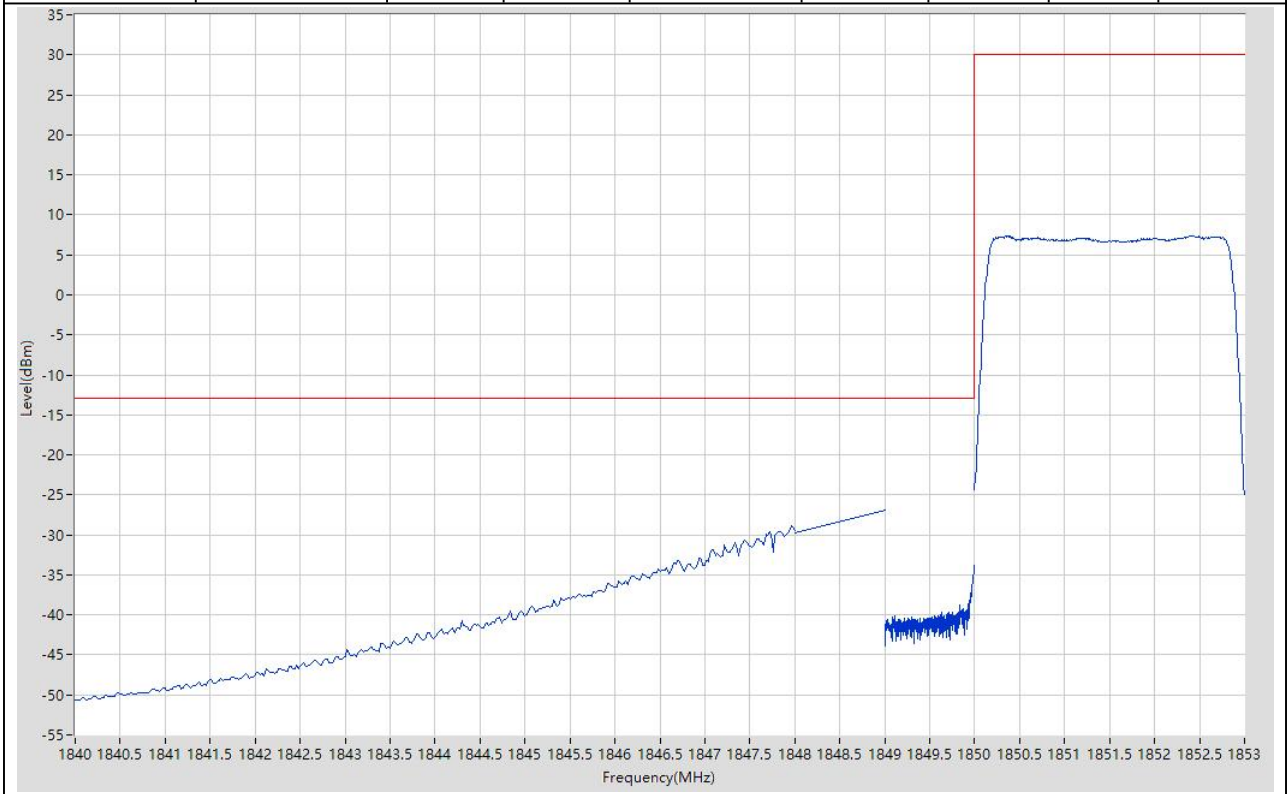
8.11. LTE Band Edge_Part22-24-27(NTNV)(Subtest:11, Channel:18615, Bandwidth:3, Modulation:Q16, RB Number: 1, RB Position:LOW)

Start Frequency (MHz)	Stop Frequency (MHz)	RBW (MHz)	Detector	Frequency (MHz)	Power (dBm)	Limit (dBm)	Verdict	Sweep Point
1840	1848	1	RMS	1848	-39.34	-13	Pass	401
1848	1849	1	RMS	1849	-36.9	-13	Pass	2
1849	1850	0.03	RMS	1850	-20.56	-13	Pass	401
1850	1853	0.1	RMS	1850.255	19.7	30	Pass	401



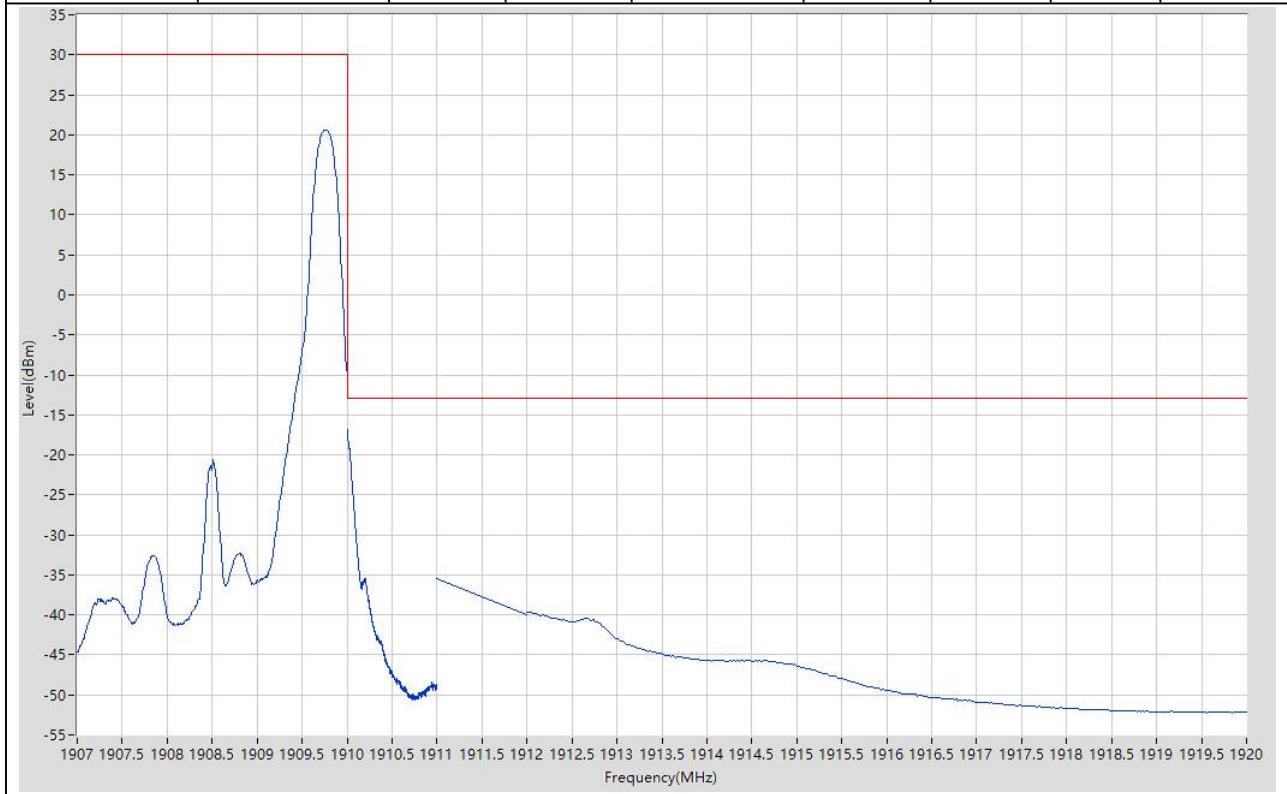
8.12. LTE Band Edge_Part22-24-27(NTNV)(Subtest:12, Channel:18615, Bandwidth:3, Modulation:Q16, RB Number: 15, RB Position:LOW)

Start Frequency (MHz)	Stop Frequency (MHz)	RBW (MHz)	Detector	Frequency (MHz)	Power (dBm)	Limit (dBm)	Verdict	Sweep Point
1840	1848	1	RMS	1847.96	-28.91	-13	Pass	401
1848	1849	1	RMS	1849	-26.88	-13	Pass	2
1849	1850	0.03	RMS	1850	-33.75	-13	Pass	401
1850	1853	0.1	RMS	1850.398	7.42	30	Pass	401



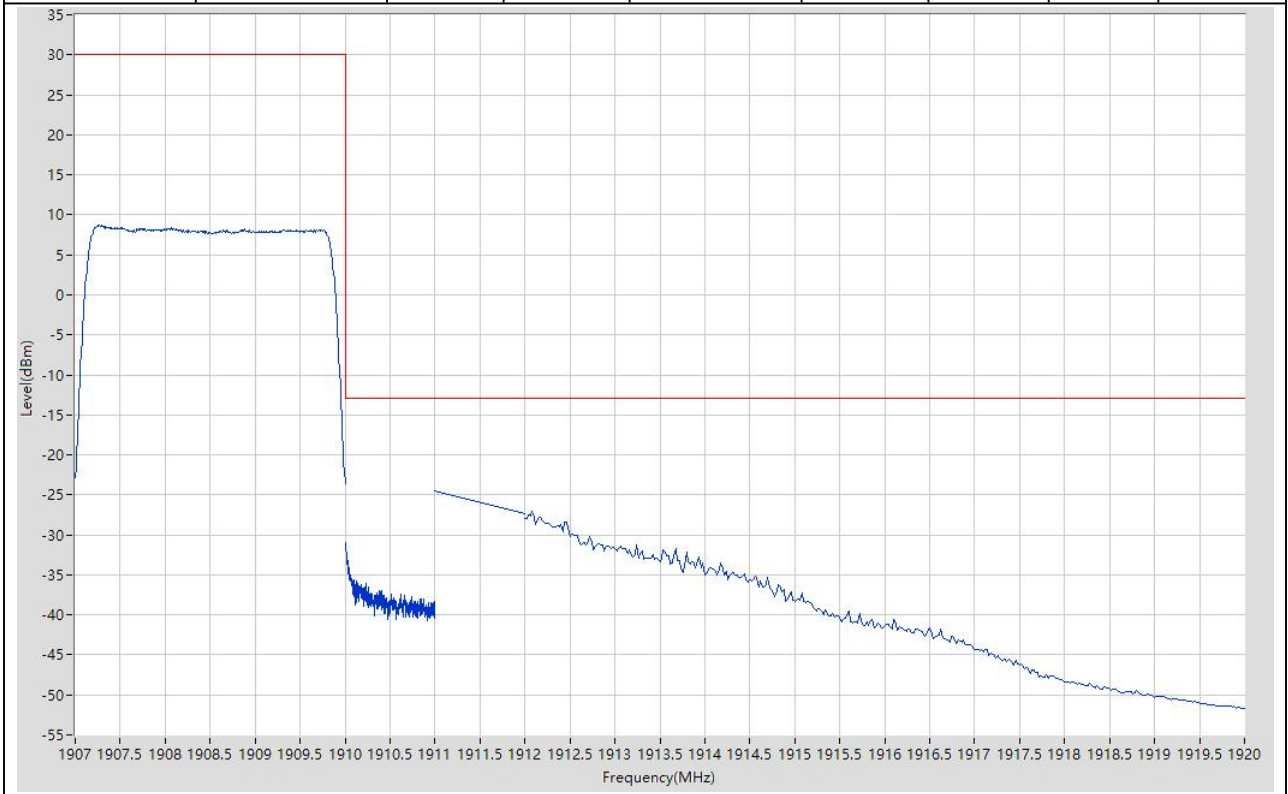
8.13. LTE Band Edge_Part22-24-27(NTNV)(Subtest:13, Channel:19185, Bandwidth:3, Modulation:QPSK, RB Number: 1, RB Position:HIGH)

Start Frequency (MHz)	Stop Frequency (MHz)	RBW (MHz)	Detector	Frequency (MHz)	Power (dBm)	Limit (dBm)	Verdict	Sweep Point
1907	1910	0.1	RMS	1909.768	20.64	30	Pass	401
1910	1911	0.03	RMS	1910	-16.81	-13	Pass	401
1911	1912	1	RMS	1911	-35.49	-13	Pass	2
1912	1920	1	RMS	1912	-39.62	-13	Pass	401



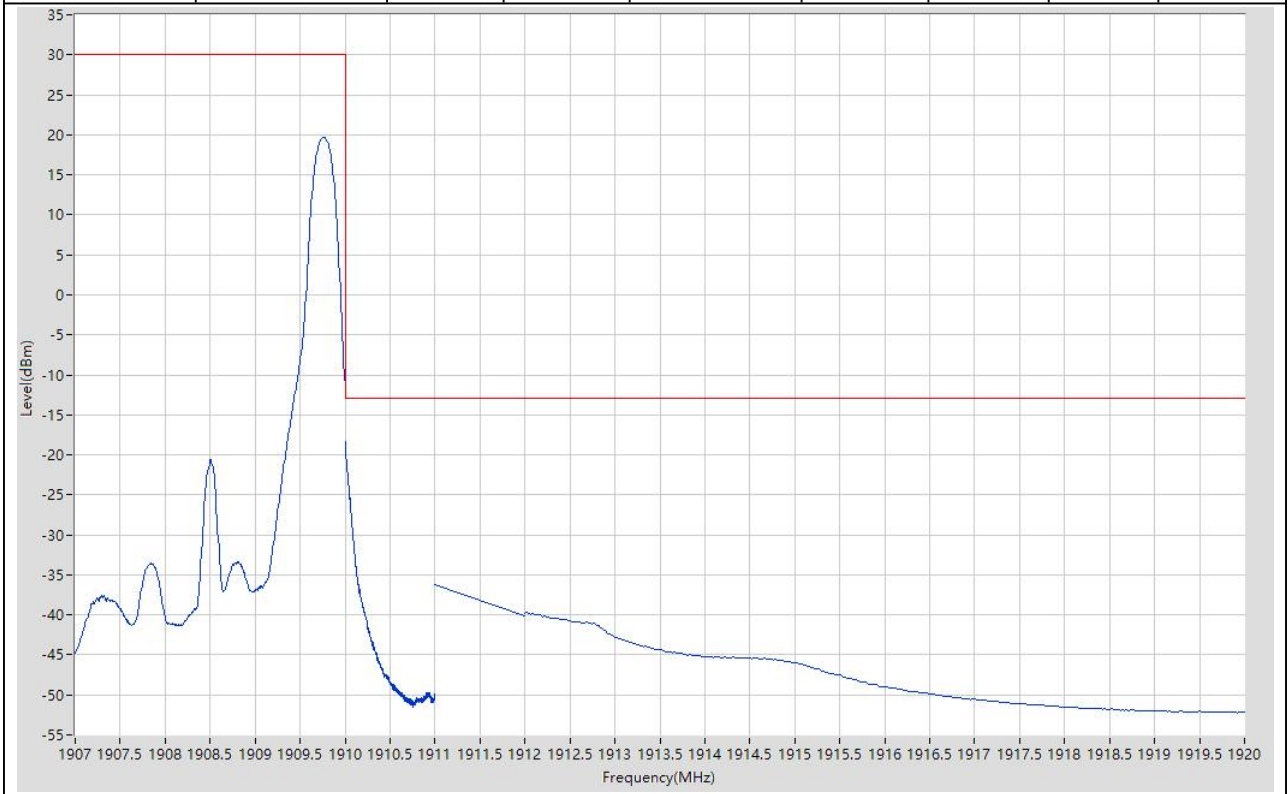
8.14. LTE Band Edge_Part22-24-27(NTNV)(Subtest:14, Channel:19185, Bandwidth:3, Modulation:QPSK, RB Number: 15, RB Position:HIGH)

Start Frequency (MHz)	Stop Frequency (MHz)	RBW (MHz)	Detector	Frequency (MHz)	Power (dBm)	Limit (dBm)	Verdict	Sweep Point
1907	1910	0.1	RMS	1907.263	8.74	30	Pass	401
1910	1911	0.03	RMS	1910	-30.92	-13	Pass	401
1911	1912	1	RMS	1911	-24.57	-13	Pass	2
1912	1920	1	RMS	1912.08	-26.99	-13	Pass	401



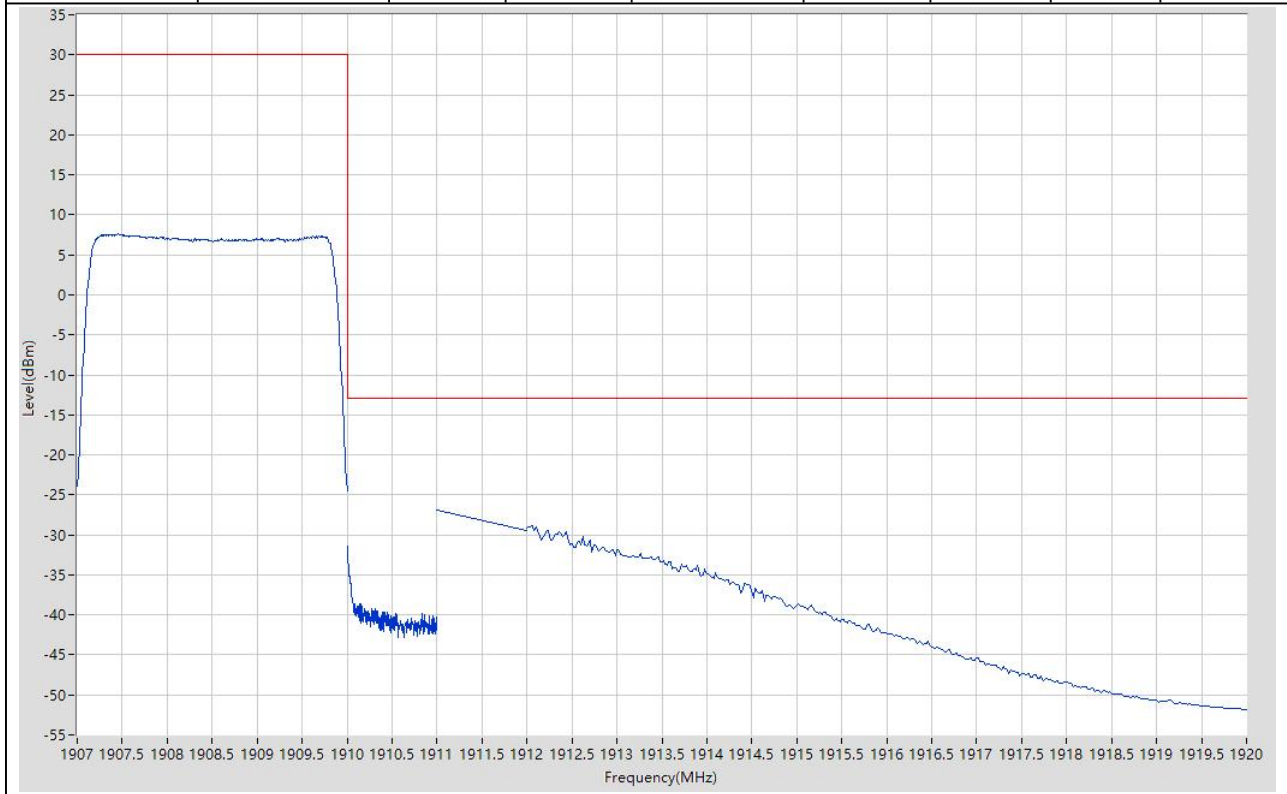
8.15. LTE Band Edge_Part22-24-27(NTNV)(Subtest:15, Channel:19185, Bandwidth:3, Modulation:Q16, RB Number: 1, RB Position:HIGH)

Start Frequency (MHz)	Stop Frequency (MHz)	RBW (MHz)	Detector	Frequency (MHz)	Power (dBm)	Limit (dBm)	Verdict	Sweep Point
1907	1910	0.1	RMS	1909.768	19.7	30	Pass	401
1910	1911	0.03	RMS	1910	-18.33	-13	Pass	401
1911	1912	1	RMS	1911	-36.24	-13	Pass	2
1912	1920	1	RMS	1912.02	-39.73	-13	Pass	401



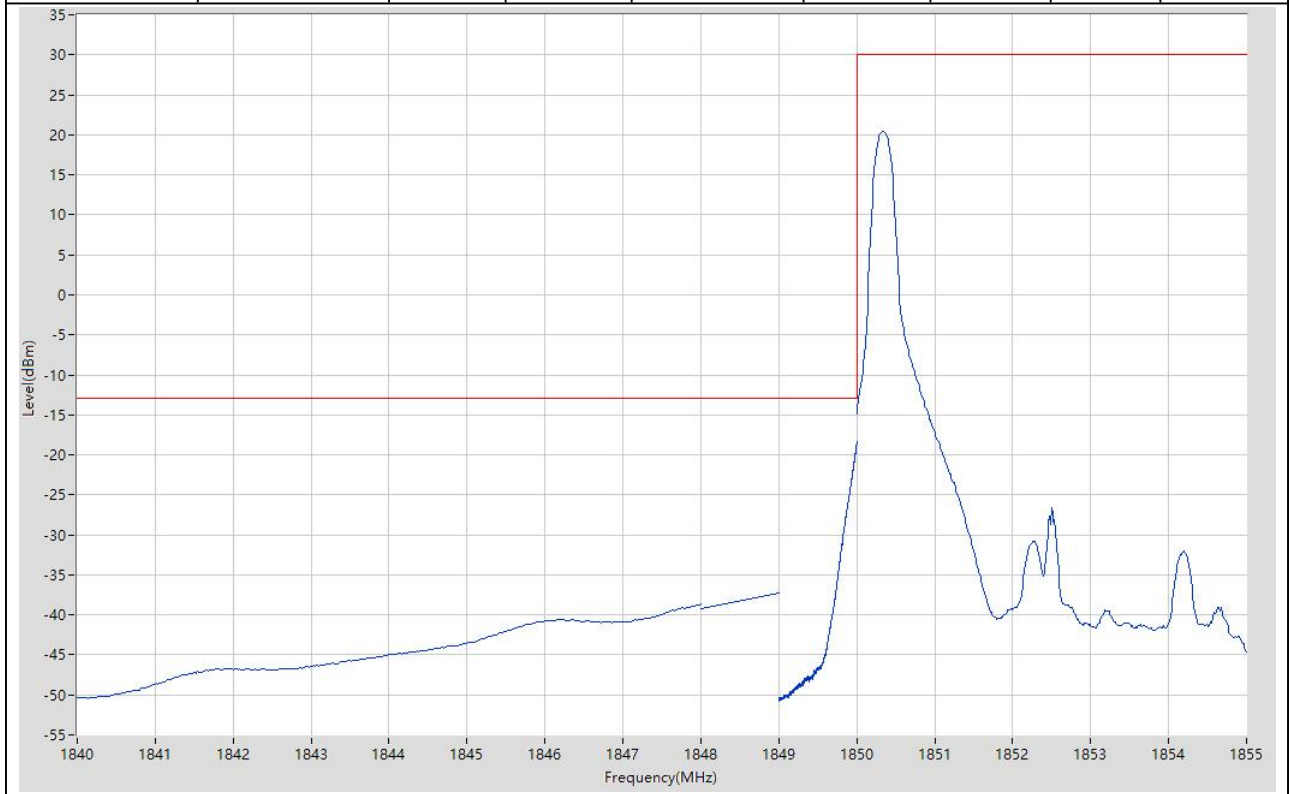
8.16. LTE Band Edge_Part22-24-27(NTNV)(Subtest:16, Channel:19185, Bandwidth:3, Modulation:Q16, RB Number: 15, RB Position:HIGH)

Start Frequency (MHz)	Stop Frequency (MHz)	RBW (MHz)	Detector	Frequency (MHz)	Power (dBm)	Limit (dBm)	Verdict	Sweep Point
1907	1910	0.1	RMS	1907.45	7.64	30	Pass	401
1910	1911	0.03	RMS	1910	-31.47	-13	Pass	401
1911	1912	1	RMS	1911	-26.84	-13	Pass	2
1912	1920	1	RMS	1912.06	-28.79	-13	Pass	401



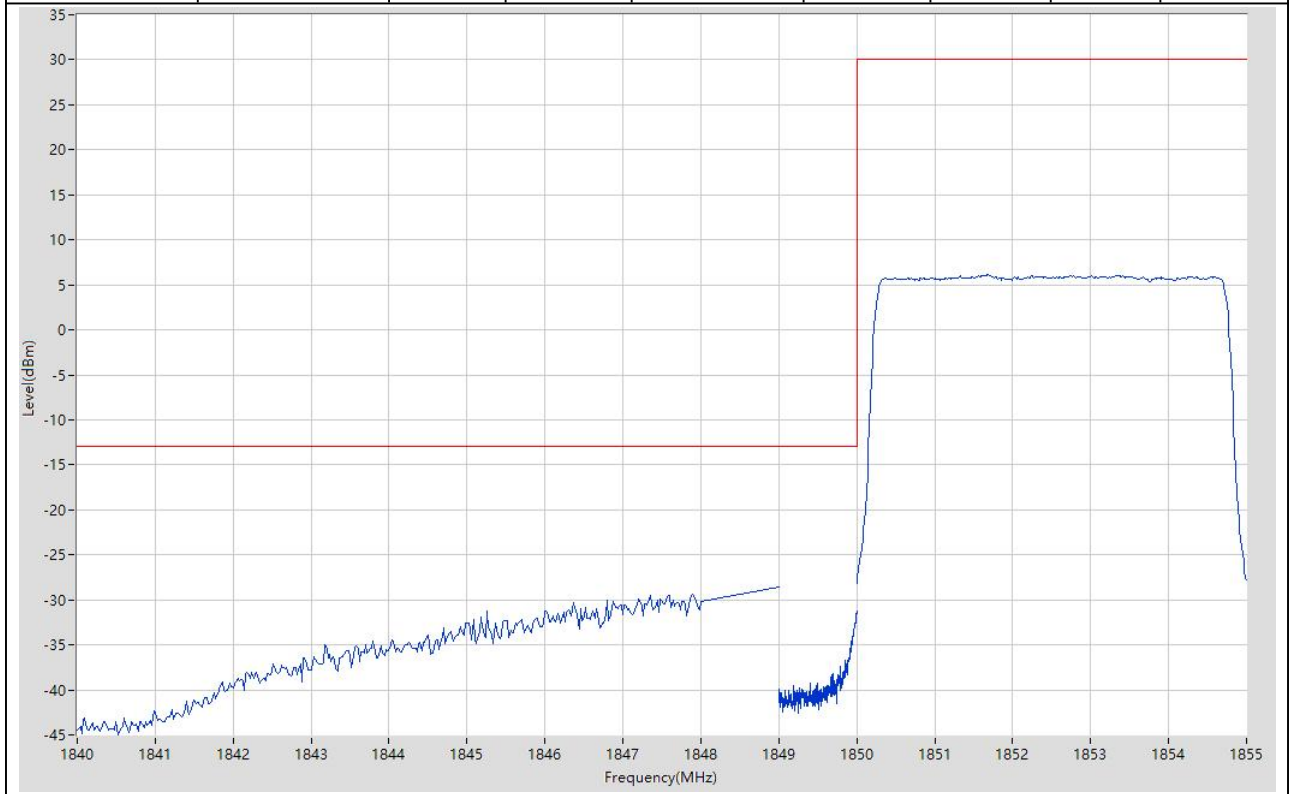
8.17. LTE Band Edge_Part22-24-27(NTNV)(Subtest:17, Channel:18625, Bandwidth:5, Modulation:QPSK, RB Number: 1, RB Position:LOW)

Start Frequency (MHz)	Stop Frequency (MHz)	RBW (MHz)	Detector	Frequency (MHz)	Power (dBm)	Limit (dBm)	Verdict	Sweep Point
1840	1848	1	RMS	1848	-38.65	-13	Pass	401
1848	1849	1	RMS	1849	-37.31	-13	Pass	2
1849	1850	0.051	RMS	1850	-18.39	-13	Pass	401
1850	1855	0.1	RMS	1850.338	20.44	30	Pass	401



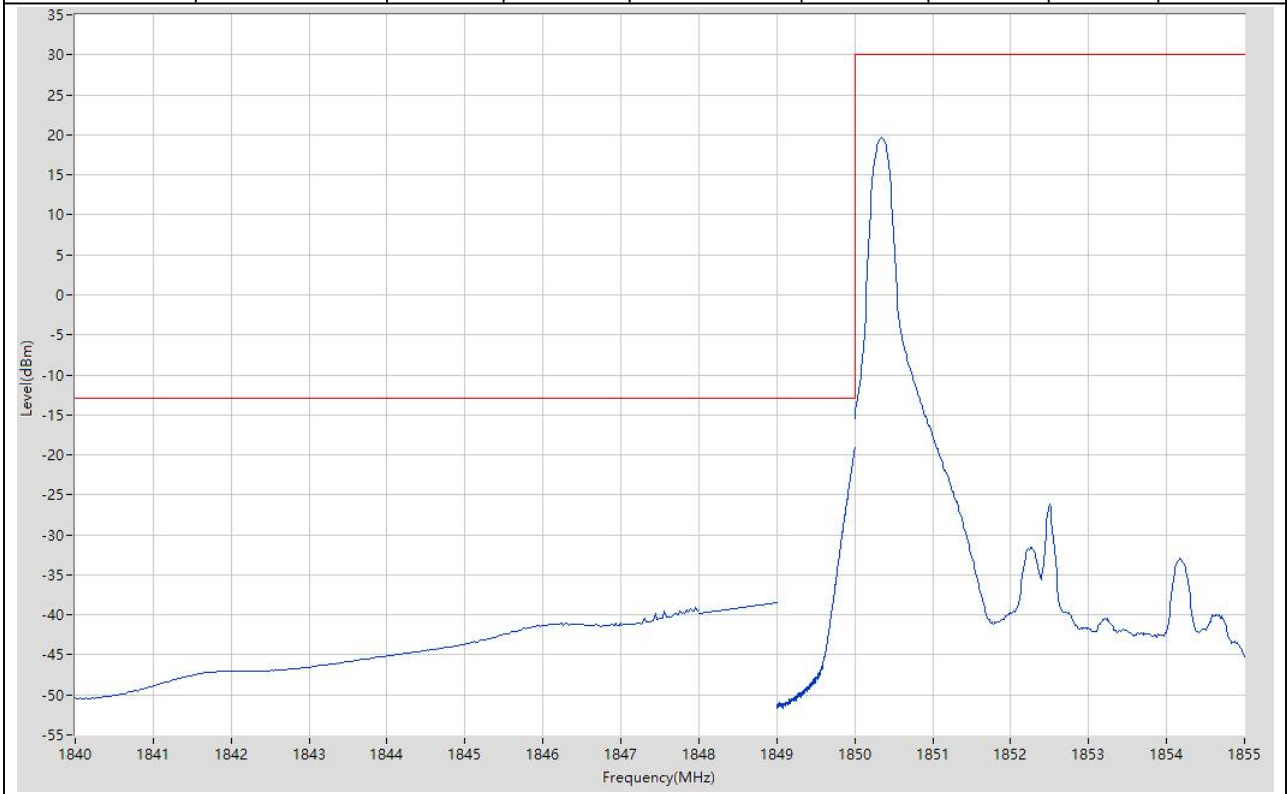
8.18. LTE Band Edge_Part22-24-27(NTNV)(Subtest:18, Channel:18625, Bandwidth:5, Modulation:QPSK, RB Number: 25, RB Position:LOW)

Start Frequency (MHz)	Stop Frequency (MHz)	RBW (MHz)	Detector	Frequency (MHz)	Power (dBm)	Limit (dBm)	Verdict	Sweep Point
1840	1848	1	RMS	1847.9	-29.4	-13	Pass	401
1848	1849	1	RMS	1849	-28.63	-13	Pass	2
1849	1850	0.051	RMS	1849.998	-31.26	-13	Pass	401
1850	1855	0.1	RMS	1851.663	6.16	30	Pass	401



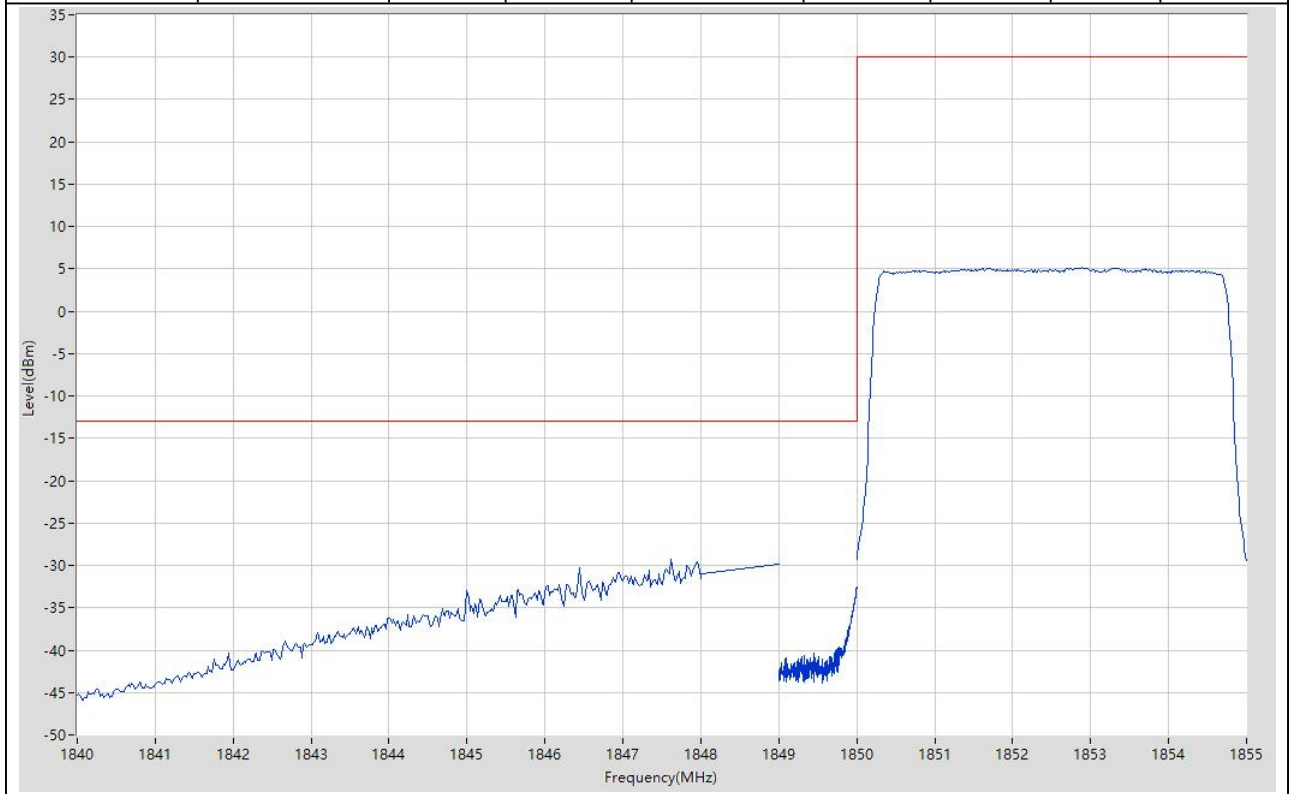
8.19. LTE Band Edge_Part22-24-27(NTNV)(Subtest:19, Channel:18625, Bandwidth:5, Modulation:Q16, RB Number: 1, RB Position:LOW)

Start Frequency (MHz)	Stop Frequency (MHz)	RBW (MHz)	Detector	Frequency (MHz)	Power (dBm)	Limit (dBm)	Verdict	Sweep Point
1840	1848	1	RMS	1847.96	-39.04	-13	Pass	401
1848	1849	1	RMS	1849	-38.4	-13	Pass	2
1849	1850	0.051	RMS	1850	-19.02	-13	Pass	401
1850	1855	0.1	RMS	1850.338	19.72	30	Pass	401



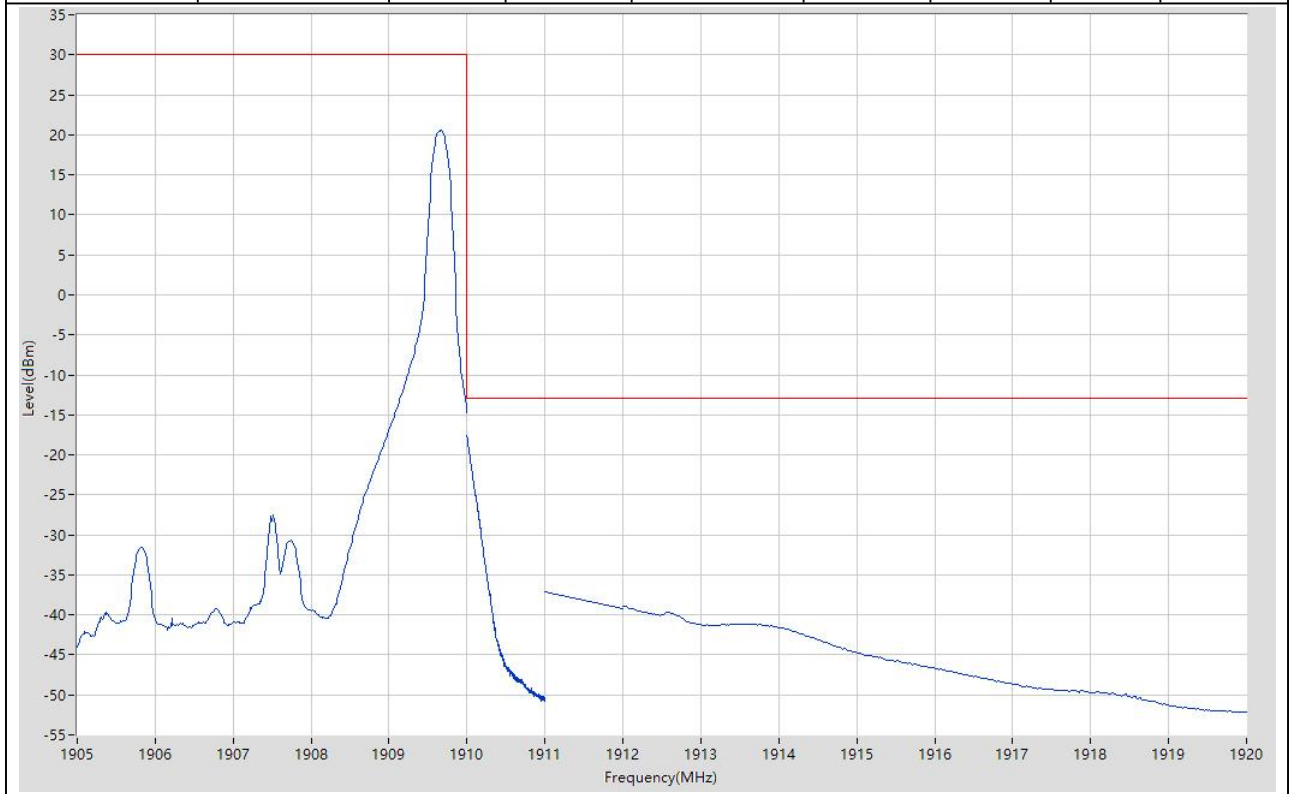
8.20. LTE Band Edge_Part22-24-27(NTNV)(Subtest:20, Channel:18625, Bandwidth:5, Modulation:Q16, RB Number: 25, RB Position:LOW)

Start Frequency (MHz)	Stop Frequency (MHz)	RBW (MHz)	Detector	Frequency (MHz)	Power (dBm)	Limit (dBm)	Verdict	Sweep Point
1840	1848	1	RMS	1847.62	-29.28	-13	Pass	401
1848	1849	1	RMS	1849	-29.88	-13	Pass	2
1849	1850	0.051	RMS	1850	-32.53	-13	Pass	401
1850	1855	0.1	RMS	1852.888	5.14	30	Pass	401



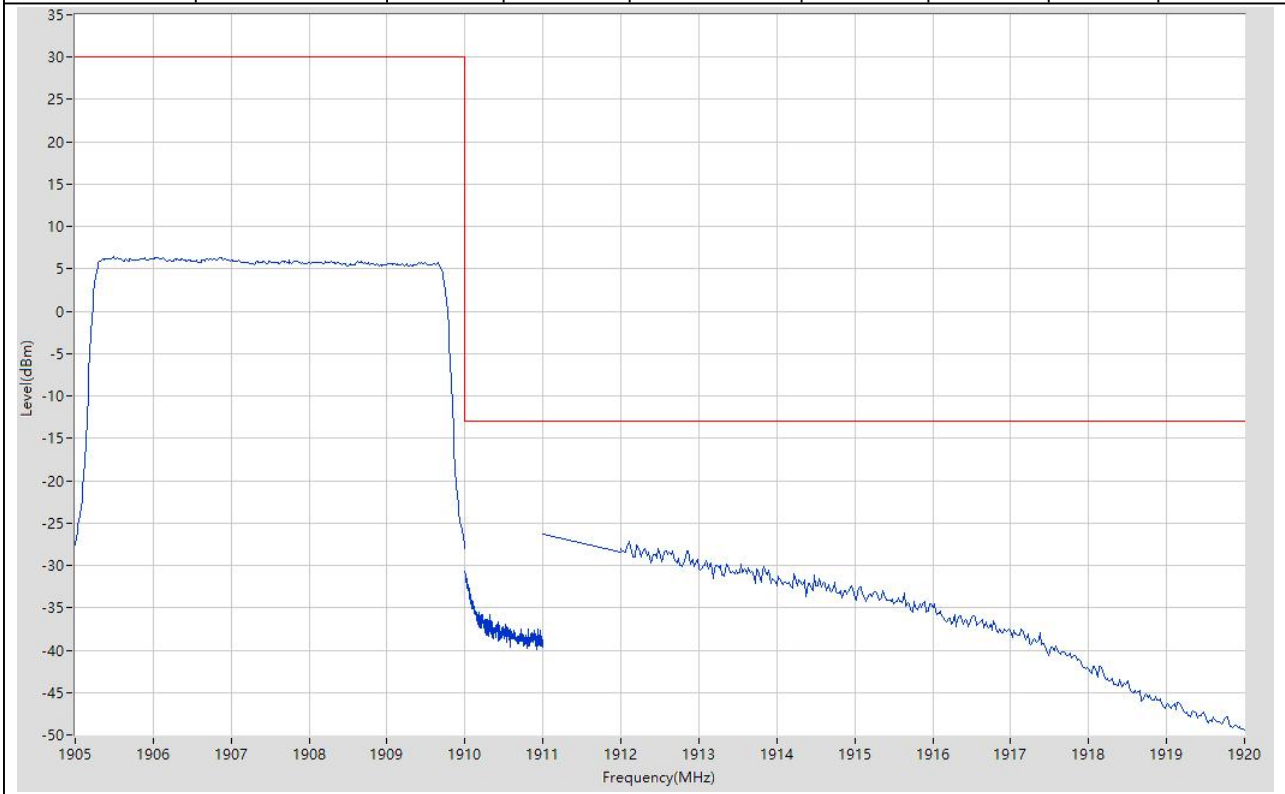
8.21. LTE Band Edge_Part22-24-27(NTNV)(Subtest:21, Channel:19175, Bandwidth:5, Modulation:QPSK, RB Number: 1, RB Position:HIGH)

Start Frequency (MHz)	Stop Frequency (MHz)	RBW (MHz)	Detector	Frequency (MHz)	Power (dBm)	Limit (dBm)	Verdict	Sweep Point
1905	1910	0.1	RMS	1909.663	20.59	30	Pass	401
1910	1911	0.051	RMS	1910	-17.56	-13	Pass	401
1911	1912	1	RMS	1911	-37.05	-13	Pass	2
1912	1920	1	RMS	1912.02	-38.91	-13	Pass	401



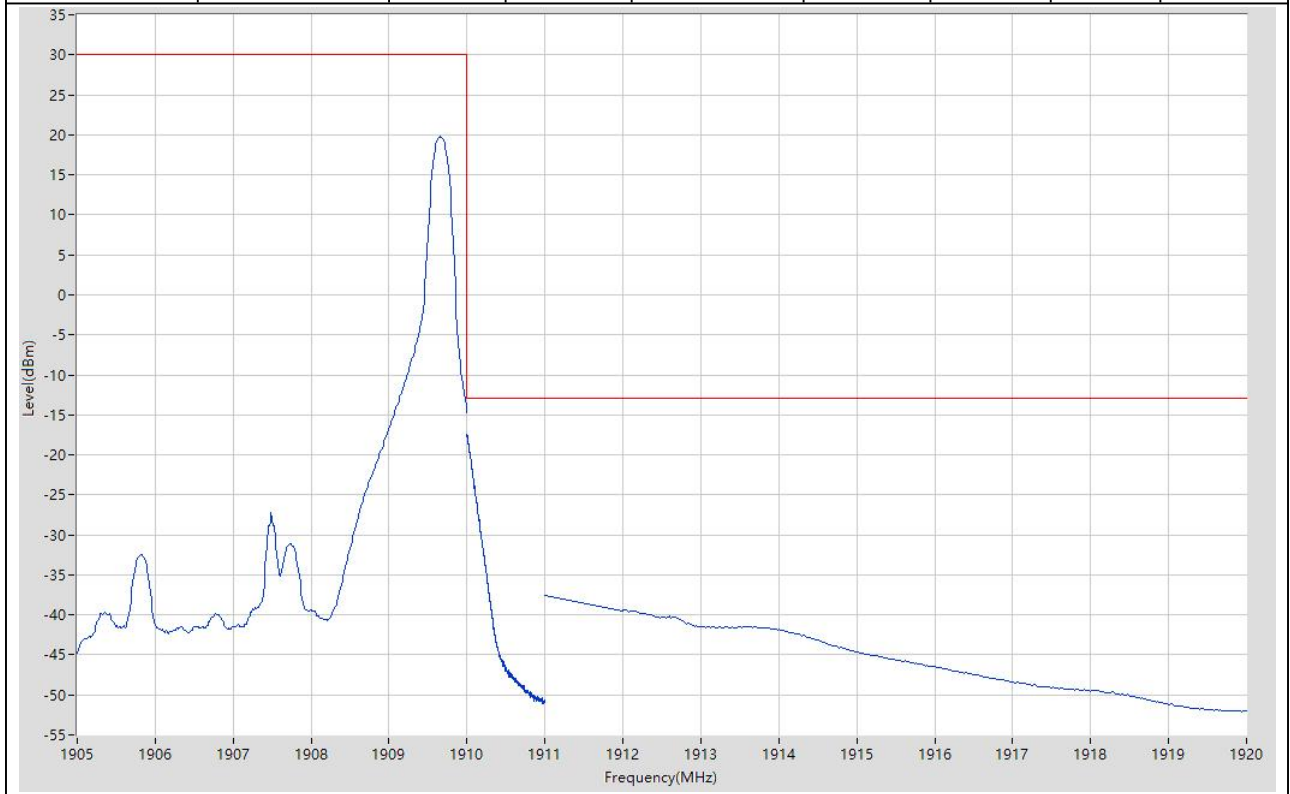
8.22. LTE Band Edge_Part22-24-27(NTNV)(Subtest:22, Channel:19175, Bandwidth:5, Modulation:QPSK, RB Number: 25, RB Position:HIGH)

Start Frequency (MHz)	Stop Frequency (MHz)	RBW (MHz)	Detector	Frequency (MHz)	Power (dBm)	Limit (dBm)	Verdict	Sweep Point
1905	1910	0.1	RMS	1905.488	6.42	30	Pass	401
1910	1911	0.051	RMS	1910	-30.72	-13	Pass	401
1911	1912	1	RMS	1911	-26.3	-13	Pass	2
1912	1920	1	RMS	1912.1	-27.14	-13	Pass	401



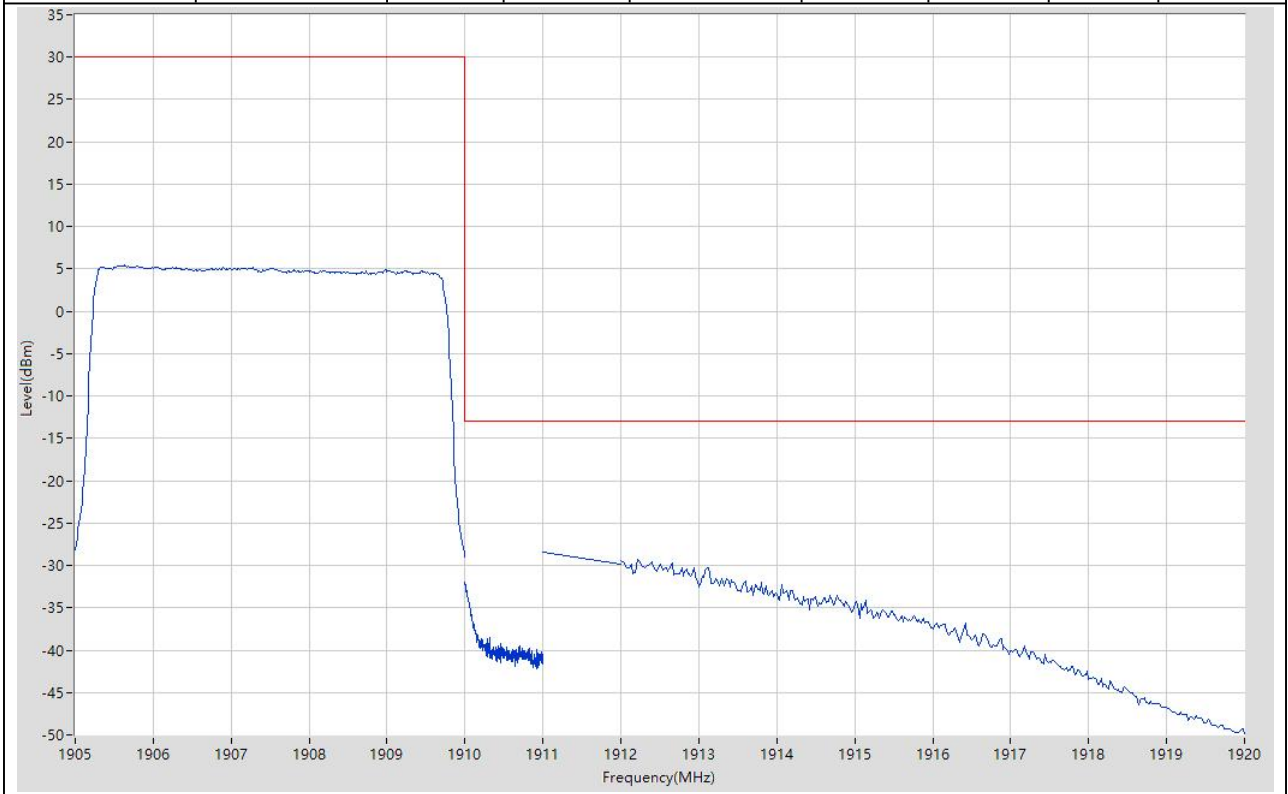
8.23. LTE Band Edge_Part22-24-27(NTNV)(Subtest:23, Channel:19175, Bandwidth:5, Modulation:Q16, RB Number: 1, RB Position:HIGH)

Start Frequency (MHz)	Stop Frequency (MHz)	RBW (MHz)	Detector	Frequency (MHz)	Power (dBm)	Limit (dBm)	Verdict	Sweep Point
1905	1910	0.1	RMS	1909.663	19.76	30	Pass	401
1910	1911	0.051	RMS	1910	-17.47	-13	Pass	401
1911	1912	1	RMS	1911	-37.51	-13	Pass	2
1912	1920	1	RMS	1912.02	-39.36	-13	Pass	401



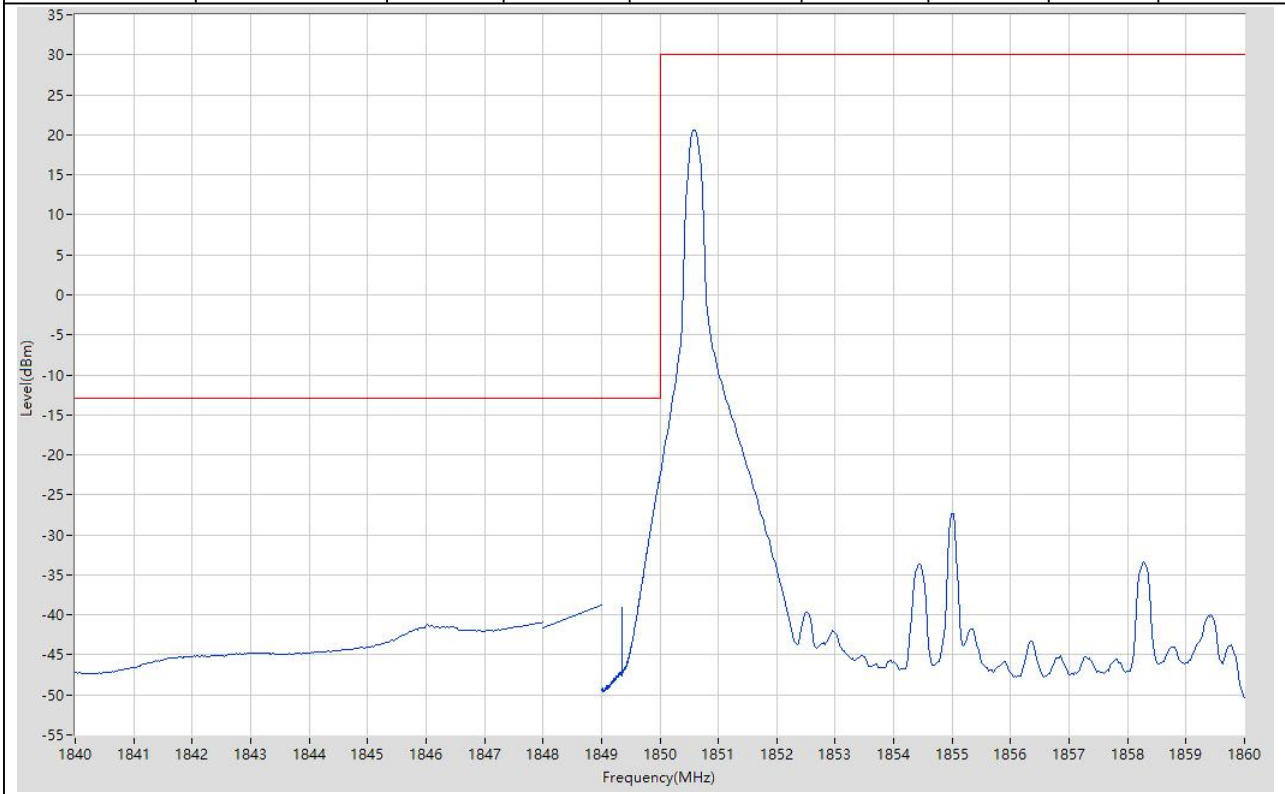
8.24. LTE Band Edge_Part22-24-27(NTNV)(Subtest:24, Channel:19175, Bandwidth:5, Modulation:Q16, RB Number: 25, RB Position:HIGH)

Start Frequency (MHz)	Stop Frequency (MHz)	RBW (MHz)	Detector	Frequency (MHz)	Power (dBm)	Limit (dBm)	Verdict	Sweep Point
1905	1910	0.1	RMS	1905.625	5.45	30	Pass	401
1910	1911	0.051	RMS	1910	-32.01	-13	Pass	401
1911	1912	1	RMS	1911	-28.46	-13	Pass	2
1912	1920	1	RMS	1912.22	-29.3	-13	Pass	401



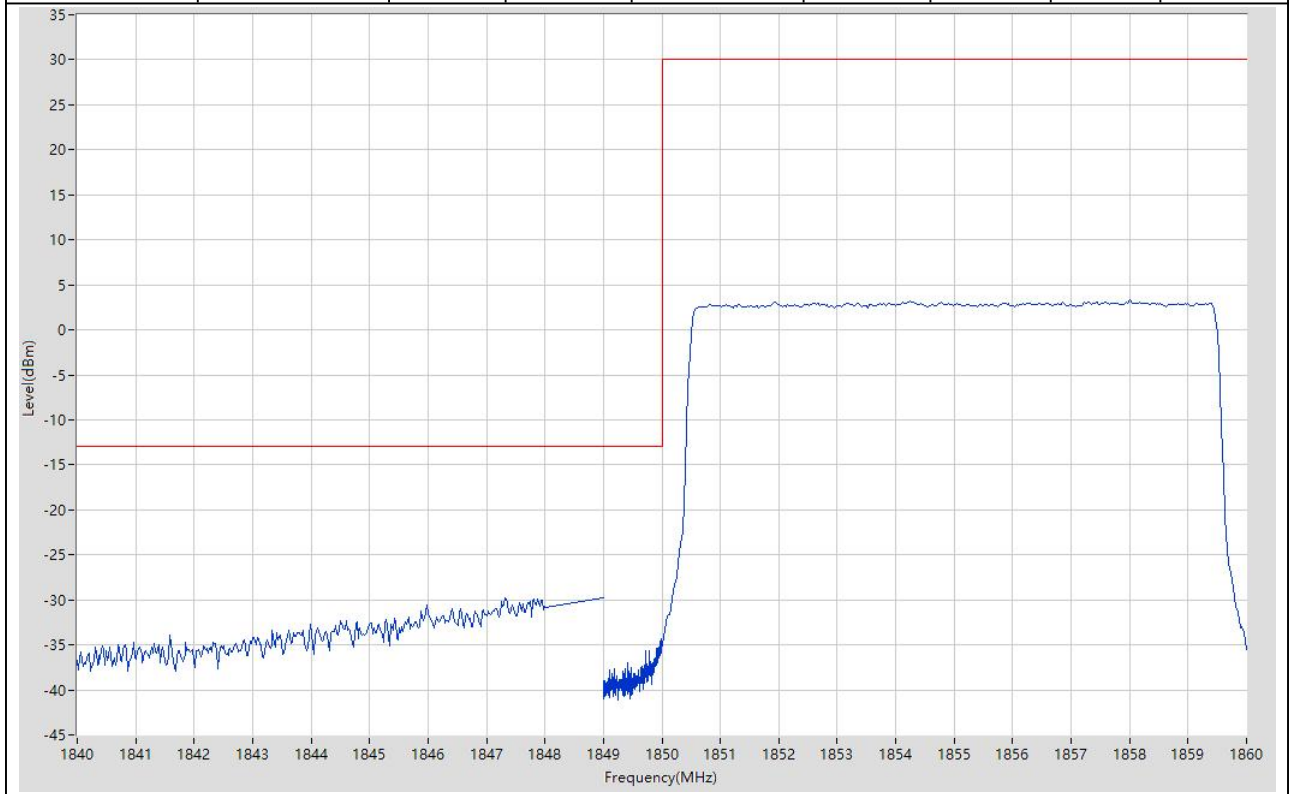
8.25. LTE Band Edge_Part22-24-27(NTNV)(Subtest:25, Channel:18650, Bandwidth:10, Modulation:QPSK, RB Number: 1, RB Position:LOW)

Start Frequency (MHz)	Stop Frequency (MHz)	RBW (MHz)	Detector	Frequency (MHz)	Power (dBm)	Limit (dBm)	Verdict	Sweep Point
1840	1848	1	RMS	1848	-40.86	-13	Pass	401
1848	1849	1	RMS	1849	-38.82	-13	Pass	2
1849	1850	0.1	RMS	1850	-22.48	-13	Pass	401
1850	1860	0.1	RMS	1850.575	20.55	30	Pass	401



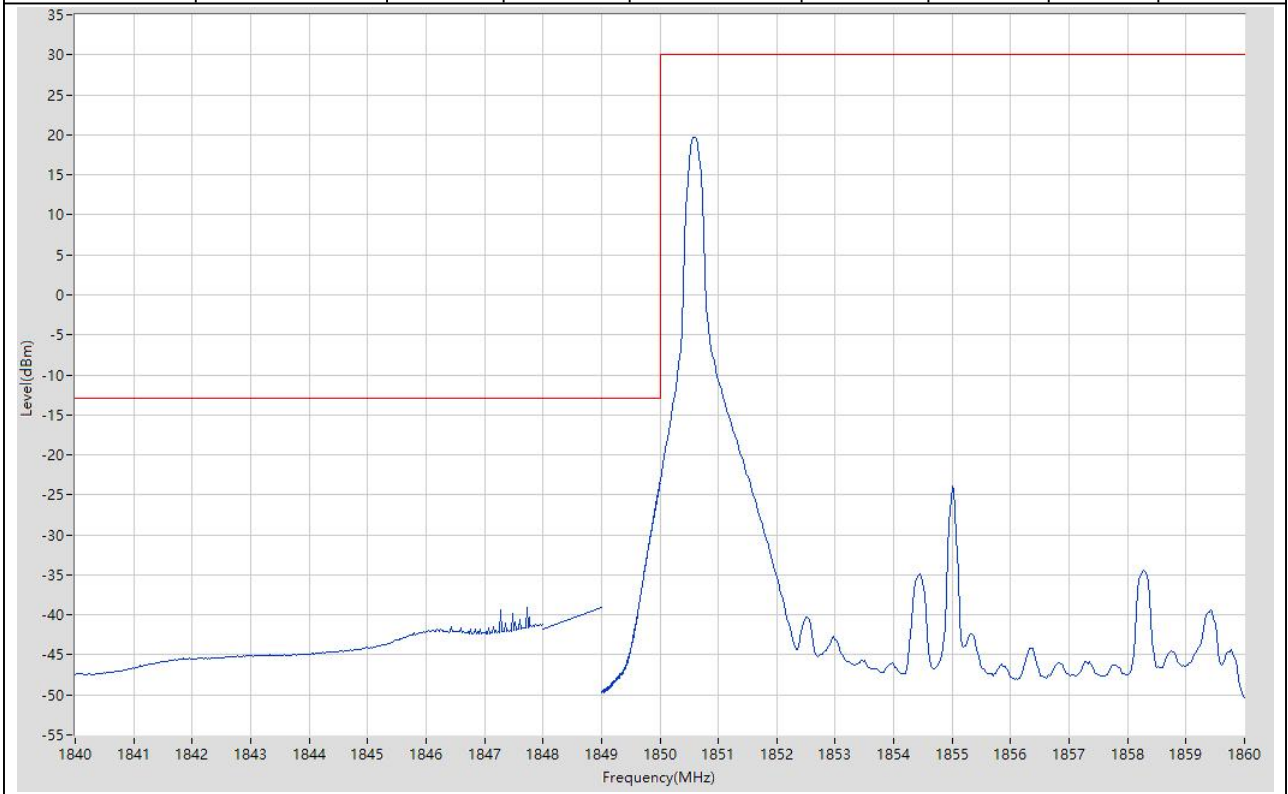
8.26. LTE Band Edge_Part22-24-27(NTNV)(Subtest:26, Channel:18650, Bandwidth:10, Modulation:QPSK, RB Number: 50, RB Position:LOW)

Start Frequency (MHz)	Stop Frequency (MHz)	RBW (MHz)	Detector	Frequency (MHz)	Power (dBm)	Limit (dBm)	Verdict	Sweep Point
1840	1848	1	RMS	1847.32	-29.81	-13	Pass	401
1848	1849	1	RMS	1849	-29.8	-13	Pass	2
1849	1850	0.1	RMS	1849.988	-34.31	-13	Pass	401
1850	1860	0.1	RMS	1858	3.29	30	Pass	401



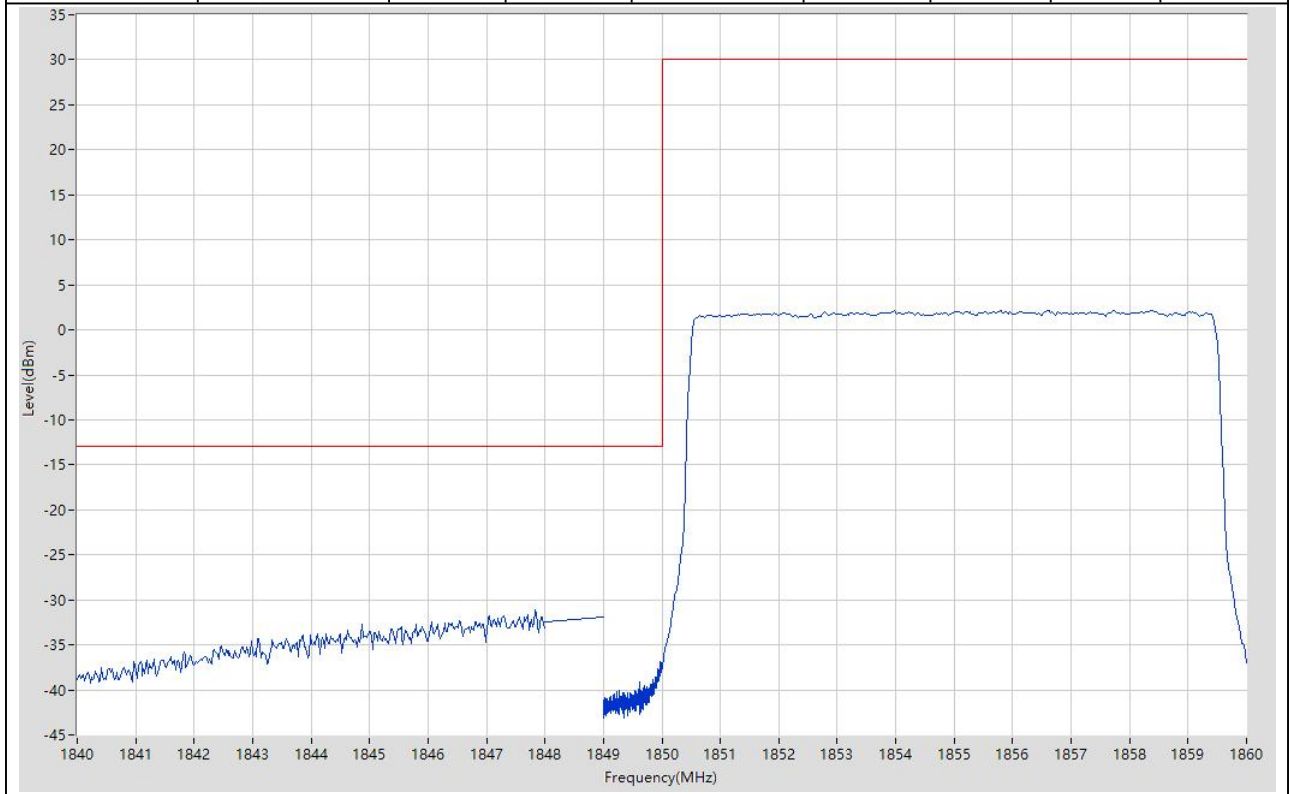
8.27. LTE Band Edge_Part22-24-27(NTNV)(Subtest:27, Channel:18650, Bandwidth:10, Modulation:Q16, RB Number: 1, RB Position:LOW)

Start Frequency (MHz)	Stop Frequency (MHz)	RBW (MHz)	Detector	Frequency (MHz)	Power (dBm)	Limit (dBm)	Verdict	Sweep Point
1840	1848	1	RMS	1847.72	-39.01	-13	Pass	401
1848	1849	1	RMS	1849	-39.1	-13	Pass	2
1849	1850	0.1	RMS	1849.998	-23.46	-13	Pass	401
1850	1860	0.1	RMS	1850.6	19.65	30	Pass	401



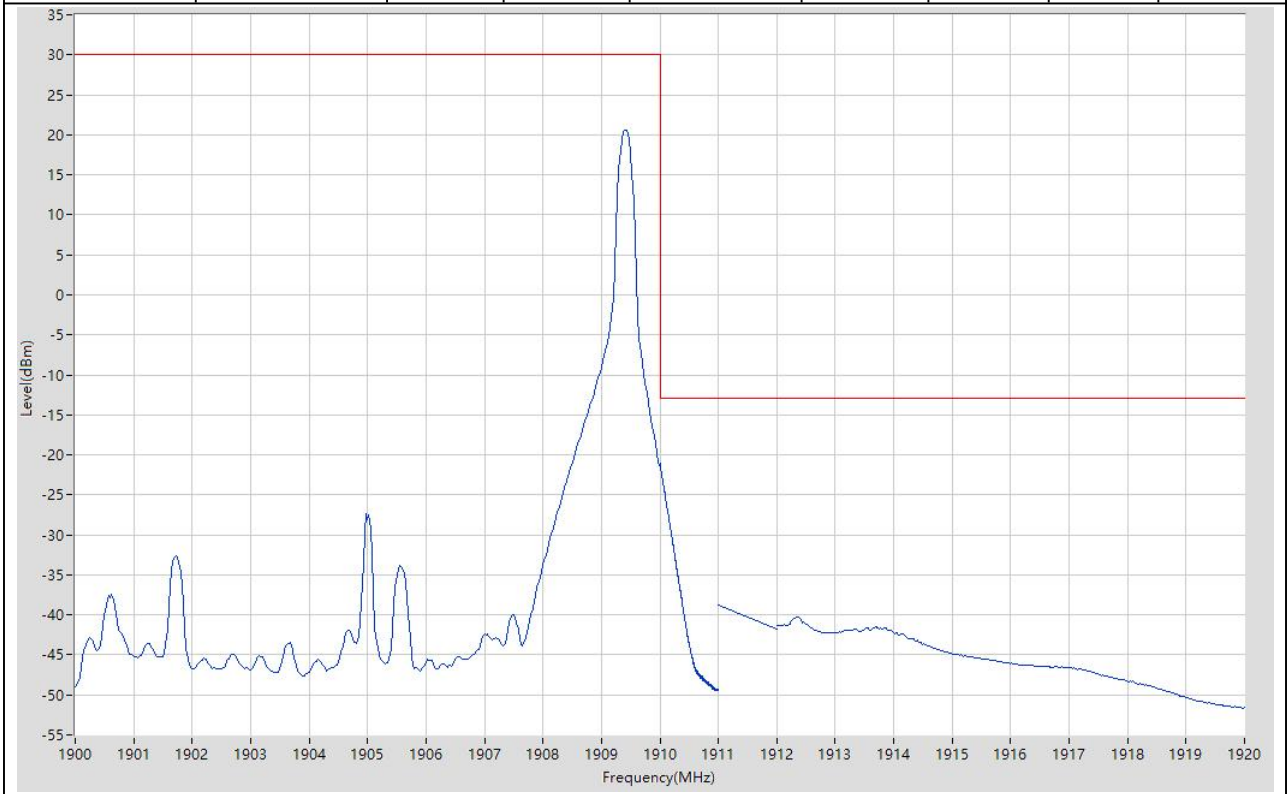
8.28. LTE Band Edge_Part22-24-27(NTNV)(Subtest:28, Channel:18650, Bandwidth:10, Modulation:Q16, RB Number: 50, RB Position:LOW)

Start Frequency (MHz)	Stop Frequency (MHz)	RBW (MHz)	Detector	Frequency (MHz)	Power (dBm)	Limit (dBm)	Verdict	Sweep Point
1840	1848	1	RMS	1847.84	-31.06	-13	Pass	401
1848	1849	1	RMS	1849	-31.96	-13	Pass	2
1849	1850	0.1	RMS	1849.978	-36.82	-13	Pass	401
1850	1860	0.1	RMS	1853.975	2.17	30	Pass	401



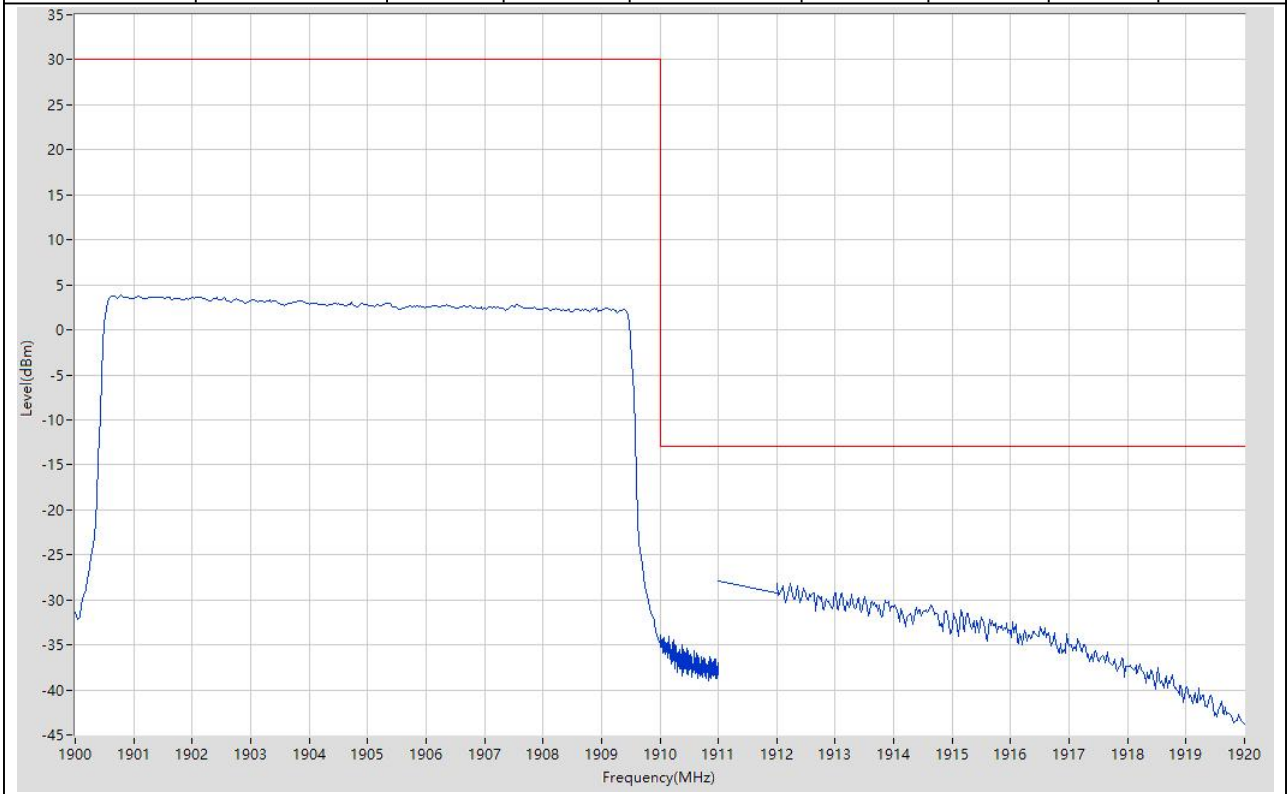
8.29. LTE Band Edge_Part22-24-27(NTNV)(Subtest:29, Channel:19150, Bandwidth:10, Modulation:QPSK, RB Number: 1, RB Position:HIGH)

Start Frequency (MHz)	Stop Frequency (MHz)	RBW (MHz)	Detector	Frequency (MHz)	Power (dBm)	Limit (dBm)	Verdict	Sweep Point
1900	1910	0.1	RMS	1909.425	20.61	30	Pass	401
1910	1911	0.1	RMS	1910	-21.09	-13	Pass	401
1911	1912	1	RMS	1911	-38.83	-13	Pass	2
1912	1920	1	RMS	1912.34	-40.2	-13	Pass	401



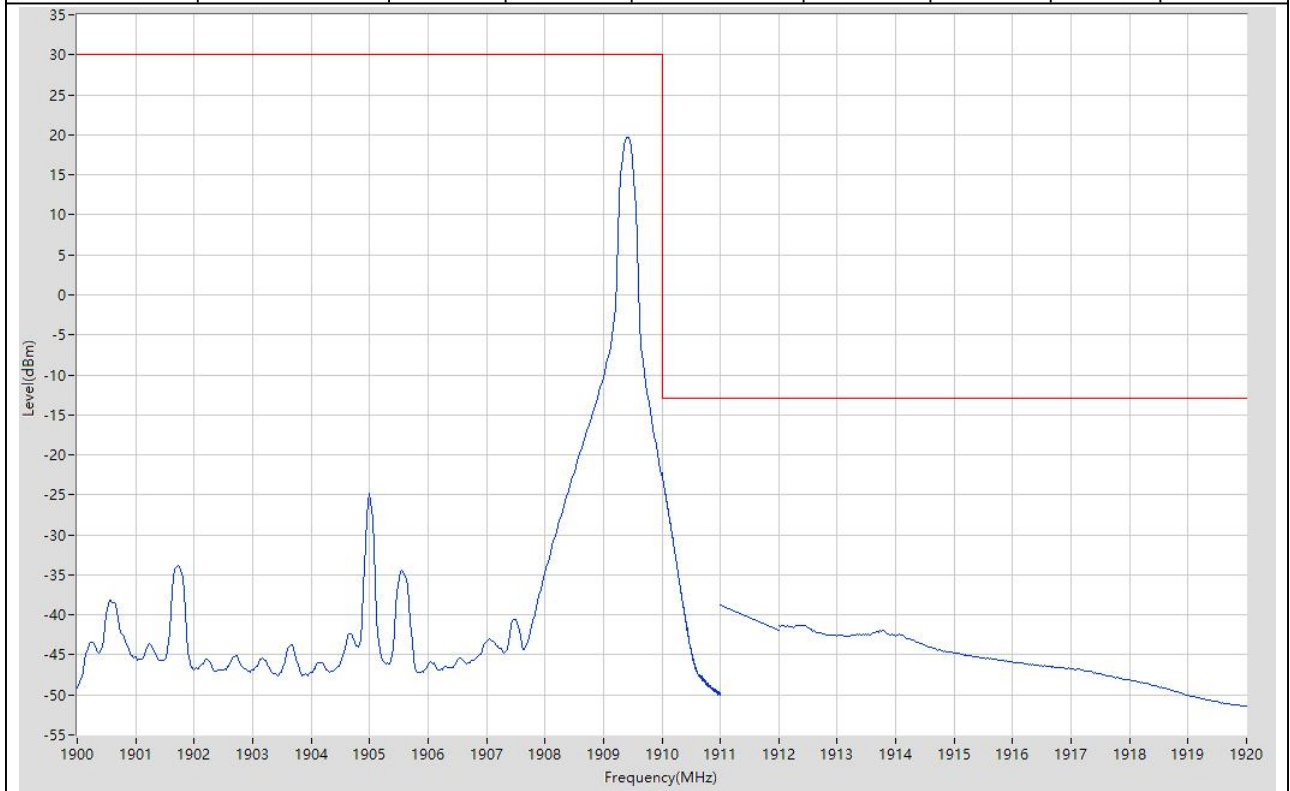
8.30. LTE Band Edge_Part22-24-27(NTNV)(Subtest:30, Channel:19150, Bandwidth:10, Modulation:QPSK, RB Number: 50, RB Position:HIGH)

Start Frequency (MHz)	Stop Frequency (MHz)	RBW (MHz)	Detector	Frequency (MHz)	Power (dBm)	Limit (dBm)	Verdict	Sweep Point
1900	1910	0.1	RMS	1900.775	3.83	30	Pass	401
1910	1911	0.1	RMS	1910.02	-33.89	-13	Pass	401
1911	1912	1	RMS	1911	-27.94	-13	Pass	2
1912	1920	1	RMS	1912.22	-28.11	-13	Pass	401



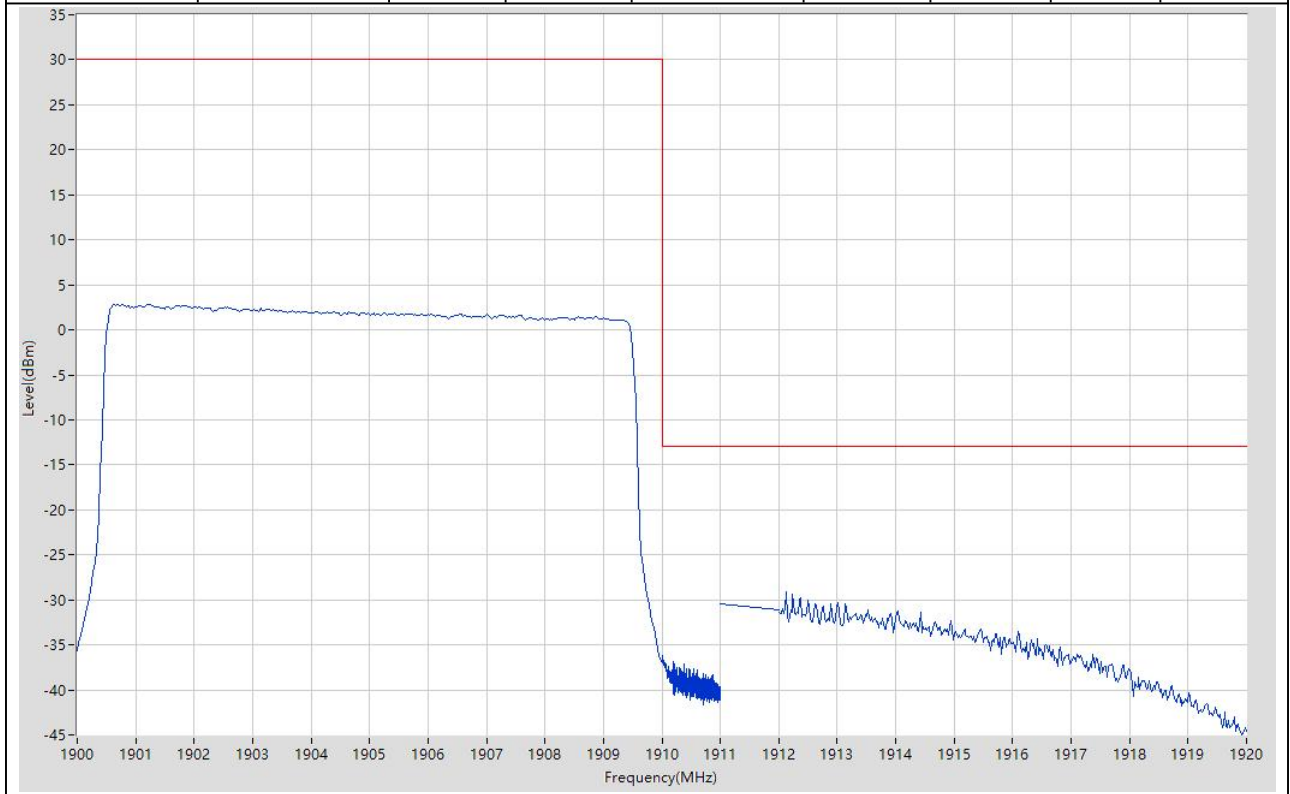
8.31. LTE Band Edge_Part22-24-27(NTNV)(Subtest:31, Channel:19150, Bandwidth:10, Modulation:Q16, RB Number: 1, RB Position:HIGH)

Start Frequency (MHz)	Stop Frequency (MHz)	RBW (MHz)	Detector	Frequency (MHz)	Power (dBm)	Limit (dBm)	Verdict	Sweep Point
1900	1910	0.1	RMS	1909.4	19.7	30	Pass	401
1910	1911	0.1	RMS	1910	-22.28	-13	Pass	401
1911	1912	1	RMS	1911	-38.83	-13	Pass	2
1912	1920	1	RMS	1912.34	-41.25	-13	Pass	401



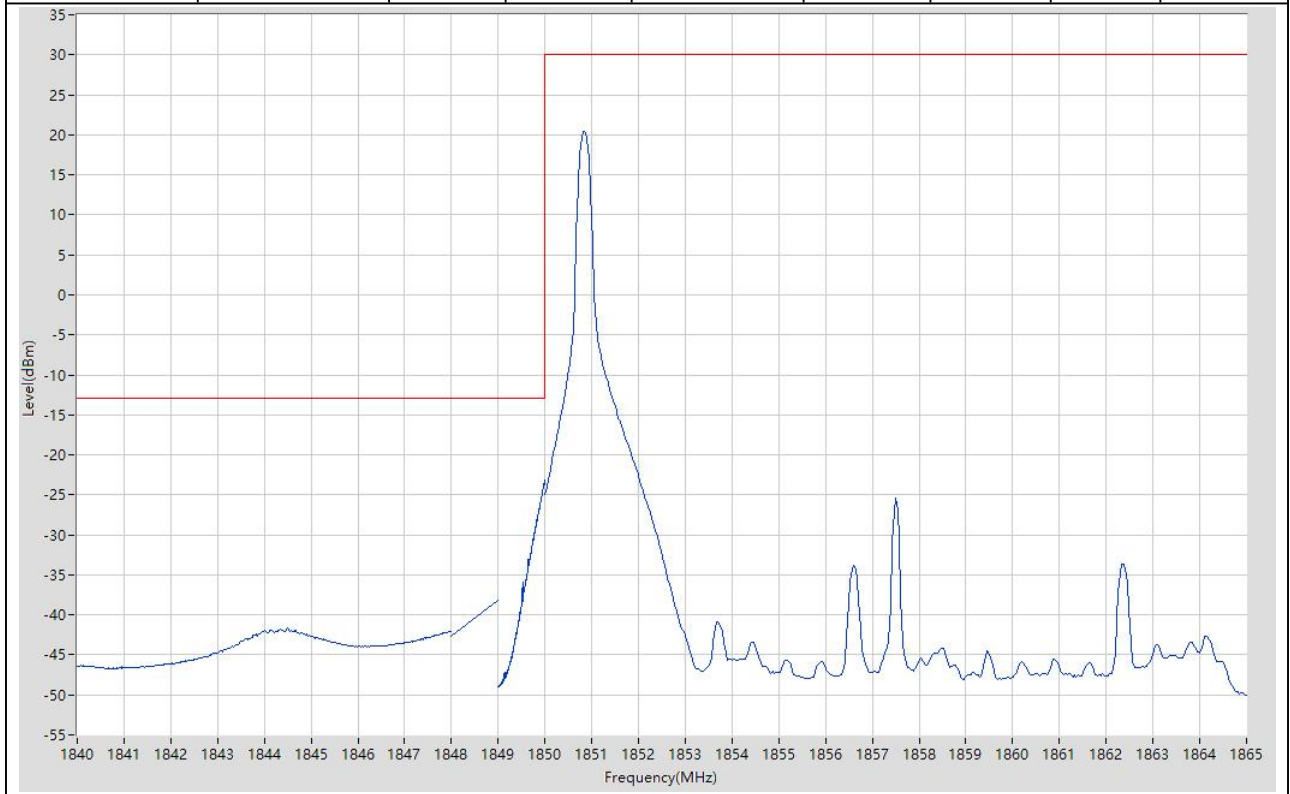
8.32. LTE Band Edge_Part22-24-27(NTNV)(Subtest:32, Channel:19150, Bandwidth:10, Modulation:Q16, RB Number: 50, RB Position:HIGH)

Start Frequency (MHz)	Stop Frequency (MHz)	RBW (MHz)	Detector	Frequency (MHz)	Power (dBm)	Limit (dBm)	Verdict	Sweep Point
1900	1910	0.1	RMS	1901.225	2.82	30	Pass	401
1910	1911	0.1	RMS	1910.01	-36.21	-13	Pass	401
1911	1912	1	RMS	1911	-30.45	-13	Pass	2
1912	1920	1	RMS	1912.12	-29.04	-13	Pass	401



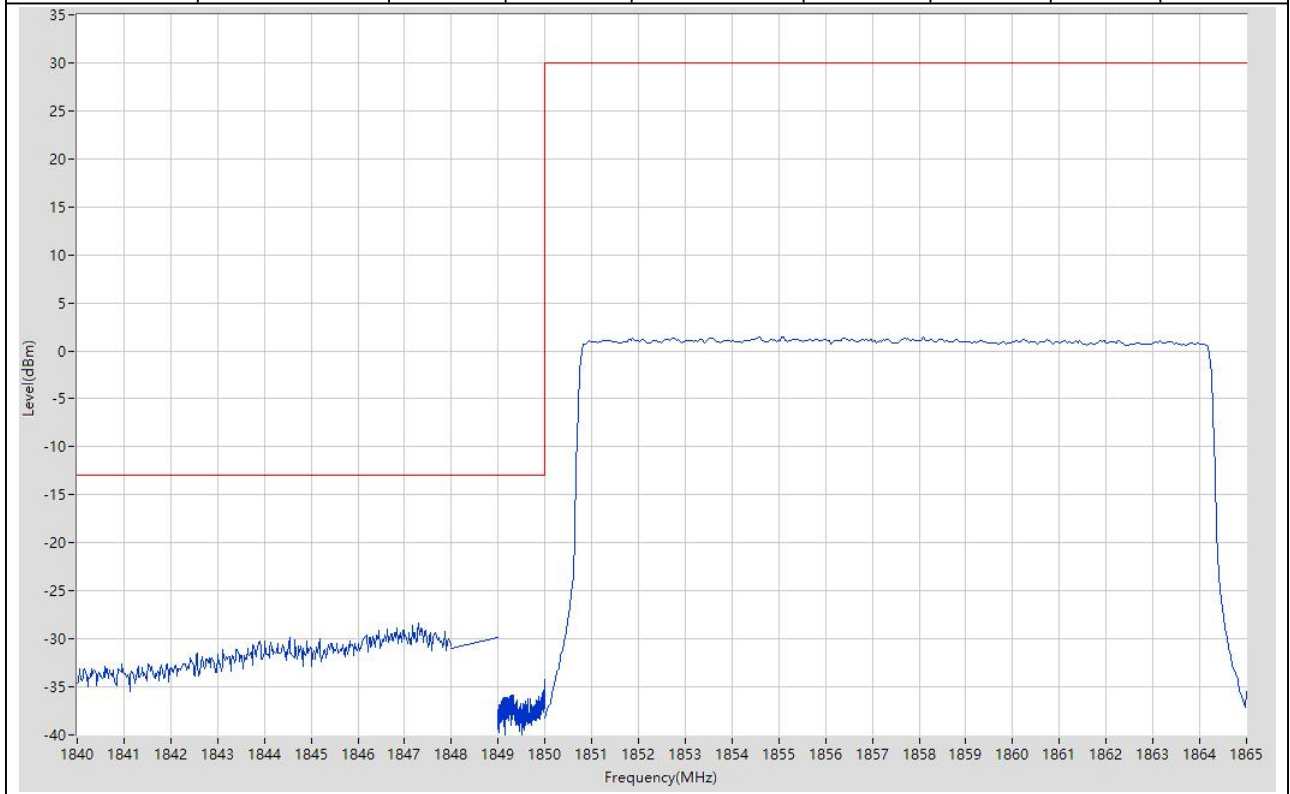
8.33. LTE Band Edge_Part22-24-27(NTNV)(Subtest:33, Channel:18675, Bandwidth:15, Modulation:QPSK, RB Number: 1, RB Position:LOW)

Start Frequency (MHz)	Stop Frequency (MHz)	RBW (MHz)	Detector	Frequency (MHz)	Power (dBm)	Limit (dBm)	Verdict	Sweep Point
1840	1848	1	RMS	1844.5	-41.63	-13	Pass	401
1848	1849	1	RMS	1849	-38.19	-13	Pass	2
1849	1850	0.15	RMS	1849.998	-23.09	-13	Pass	401
1850	1865	0.1	RMS	1850.825	20.42	30	Pass	401



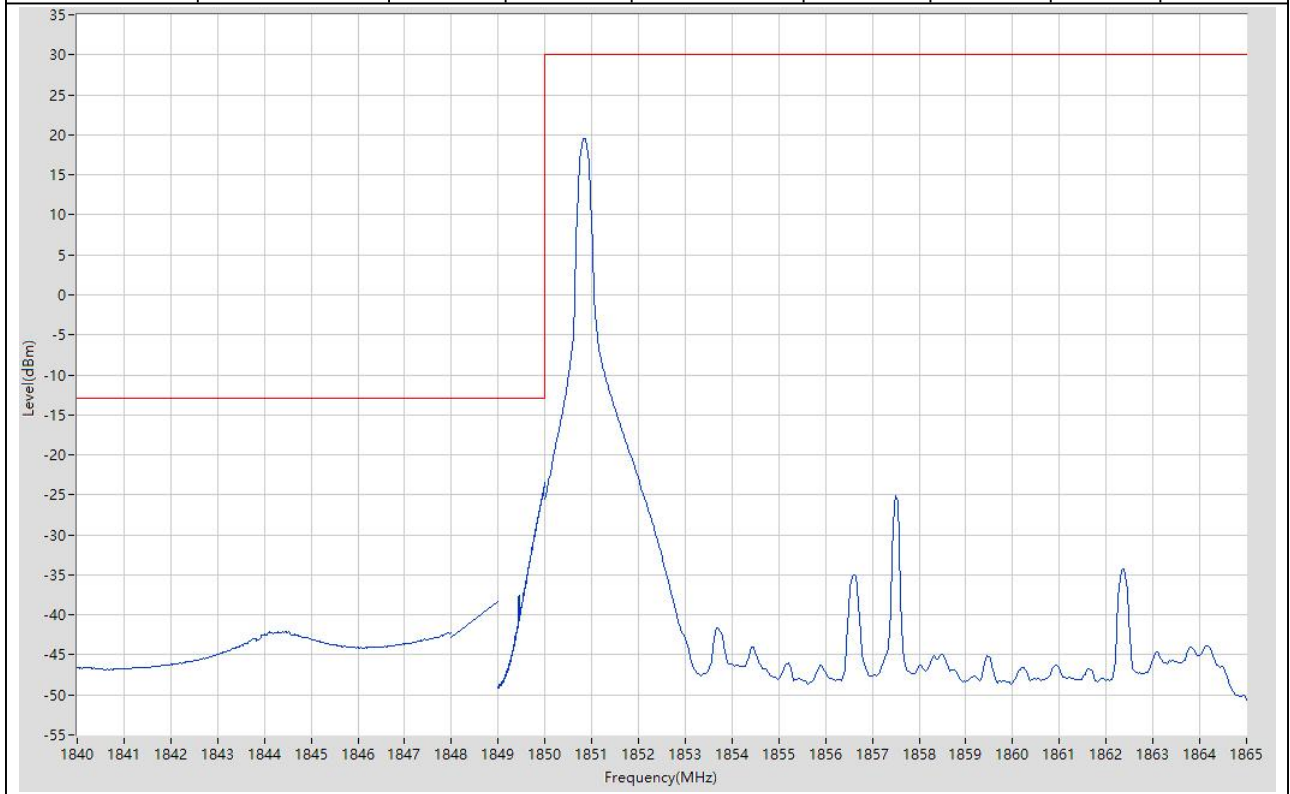
8.34. LTE Band Edge_Part22-24-27(NTNV)(Subtest:34, Channel:18675, Bandwidth:15, Modulation:QPSK, RB Number: 75, RB Position:LOW)

Start Frequency (MHz)	Stop Frequency (MHz)	RBW (MHz)	Detector	Frequency (MHz)	Power (dBm)	Limit (dBm)	Verdict	Sweep Point
1840	1848	1	RMS	1847.3	-28.38	-13	Pass	401
1848	1849	1	RMS	1849	-29.82	-13	Pass	2
1849	1850	0.15	RMS	1849.988	-34.26	-13	Pass	401
1850	1865	0.1	RMS	1855.063	1.42	30	Pass	401



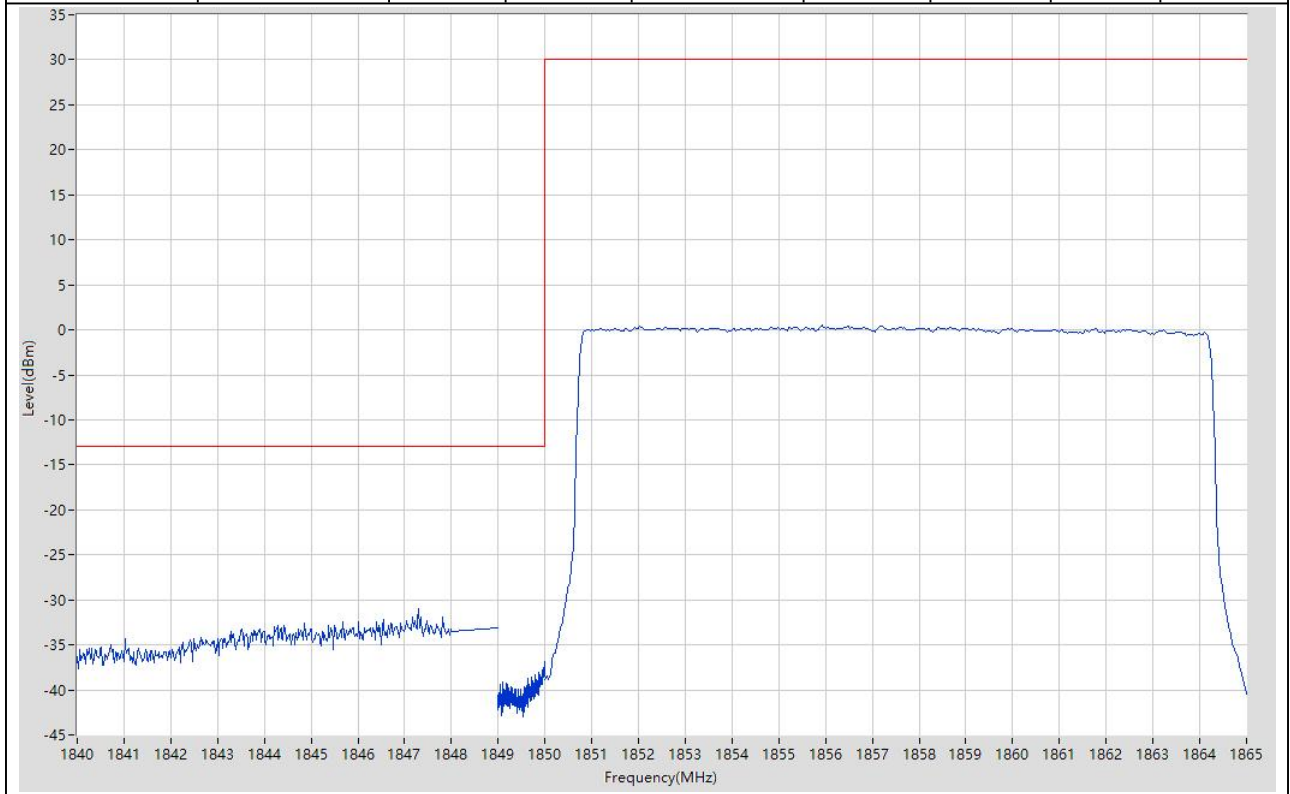
8.35. LTE Band Edge_Part22-24-27(NTNV)(Subtest:35, Channel:18675, Bandwidth:15, Modulation:Q16, RB Number: 1, RB Position:LOW)

Start Frequency (MHz)	Stop Frequency (MHz)	RBW (MHz)	Detector	Frequency (MHz)	Power (dBm)	Limit (dBm)	Verdict	Sweep Point
1840	1848	1	RMS	1844.4	-42.05	-13	Pass	401
1848	1849	1	RMS	1849	-38.34	-13	Pass	2
1849	1850	0.15	RMS	1850	-23.51	-13	Pass	401
1850	1865	0.1	RMS	1850.825	19.59	30	Pass	401



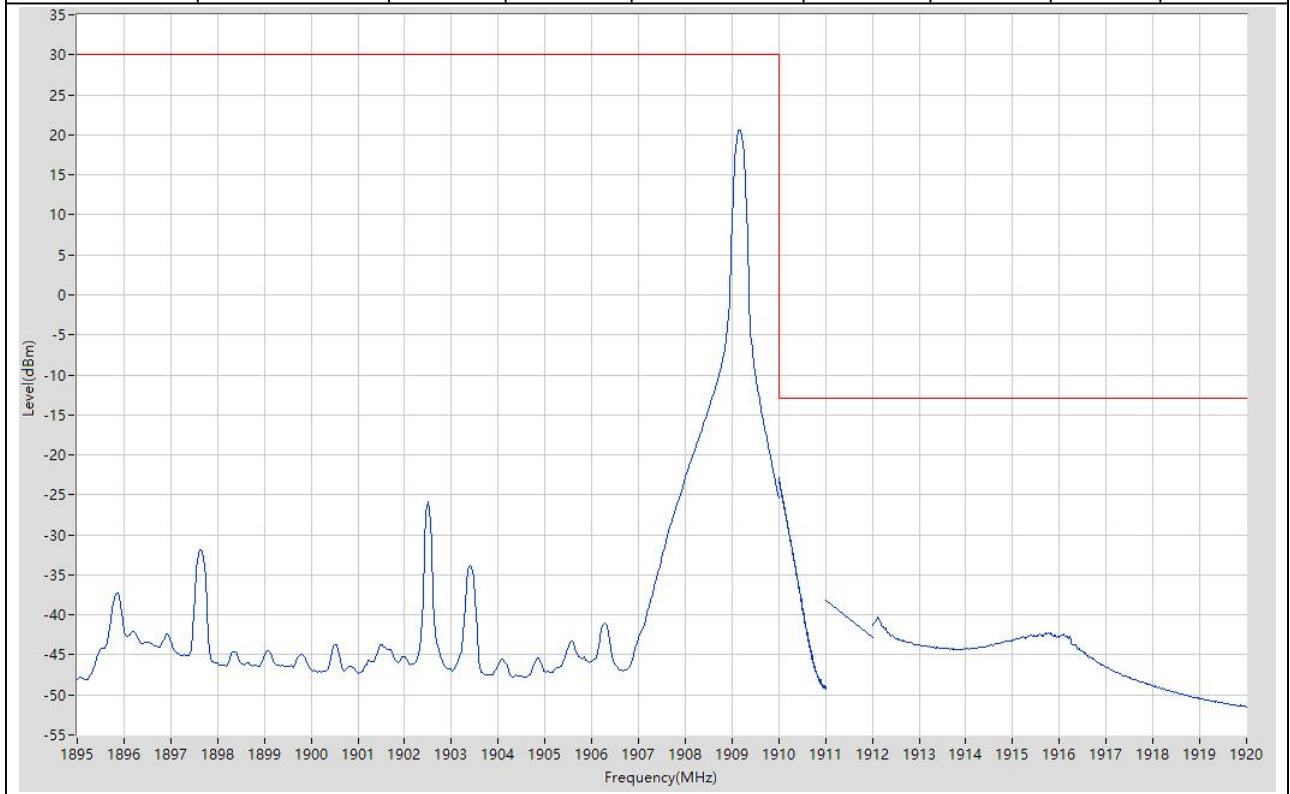
8.36. LTE Band Edge_Part22-24-27(NTNV)(Subtest:36, Channel:18675, Bandwidth:15, Modulation:Q16, RB Number: 75, RB Position:LOW)

Start Frequency (MHz)	Stop Frequency (MHz)	RBW (MHz)	Detector	Frequency (MHz)	Power (dBm)	Limit (dBm)	Verdict	Sweep Point
1840	1848	1	RMS	1847.3	-30.95	-13	Pass	401
1848	1849	1	RMS	1849	-33.14	-13	Pass	2
1849	1850	0.15	RMS	1849.998	-36.85	-13	Pass	401
1850	1865	0.1	RMS	1855.925	0.49	30	Pass	401



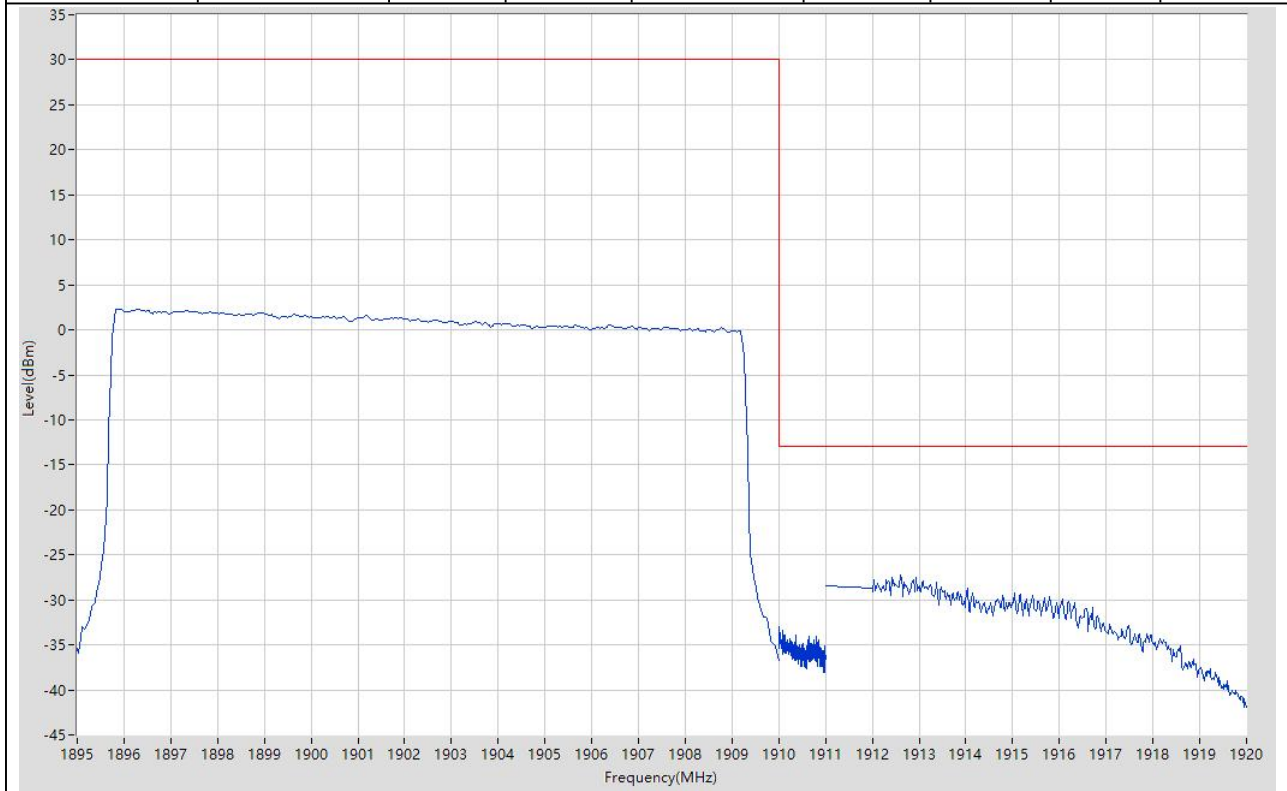
8.37. LTE Band Edge_Part22-24-27(NTNV)(Subtest:37, Channel:19125, Bandwidth:15, Modulation:QPSK, RB Number: 1, RB Position:HIGH)

Start Frequency (MHz)	Stop Frequency (MHz)	RBW (MHz)	Detector	Frequency (MHz)	Power (dBm)	Limit (dBm)	Verdict	Sweep Point
1895	1910	0.1	RMS	1909.175	20.62	30	Pass	401
1910	1911	0.15	RMS	1910.003	-22.88	-13	Pass	401
1911	1912	1	RMS	1911	-38.23	-13	Pass	2
1912	1920	1	RMS	1912.12	-40.32	-13	Pass	401



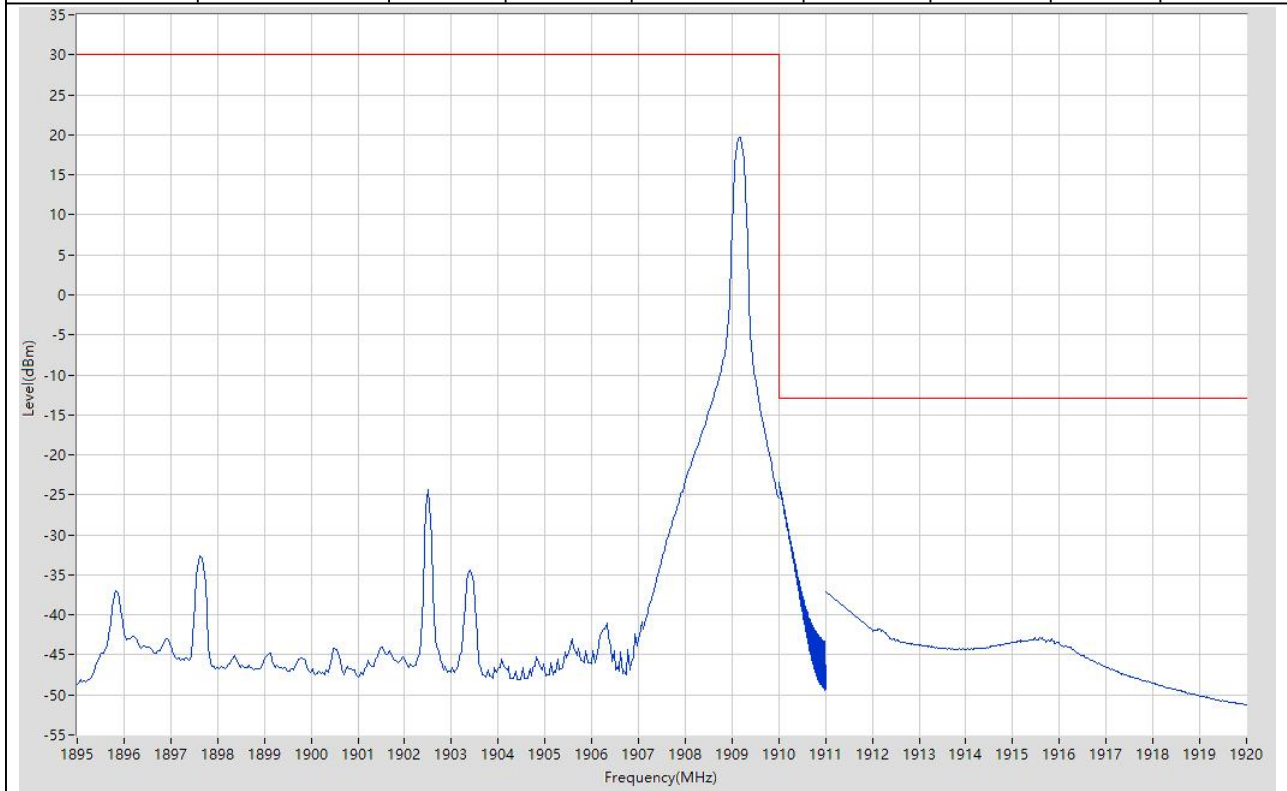
8.38. LTE Band Edge_Part22-24-27(NTNV)(Subtest:38, Channel:19125, Bandwidth:15, Modulation:QPSK, RB Number: 75, RB Position:HIGH)

Start Frequency (MHz)	Stop Frequency (MHz)	RBW (MHz)	Detector	Frequency (MHz)	Power (dBm)	Limit (dBm)	Verdict	Sweep Point
1895	1910	0.1	RMS	1895.825	2.29	30	Pass	401
1910	1911	0.15	RMS	1910.013	-32.96	-13	Pass	401
1911	1912	1	RMS	1911	-28.45	-13	Pass	2
1912	1920	1	RMS	1912.6	-27.28	-13	Pass	401



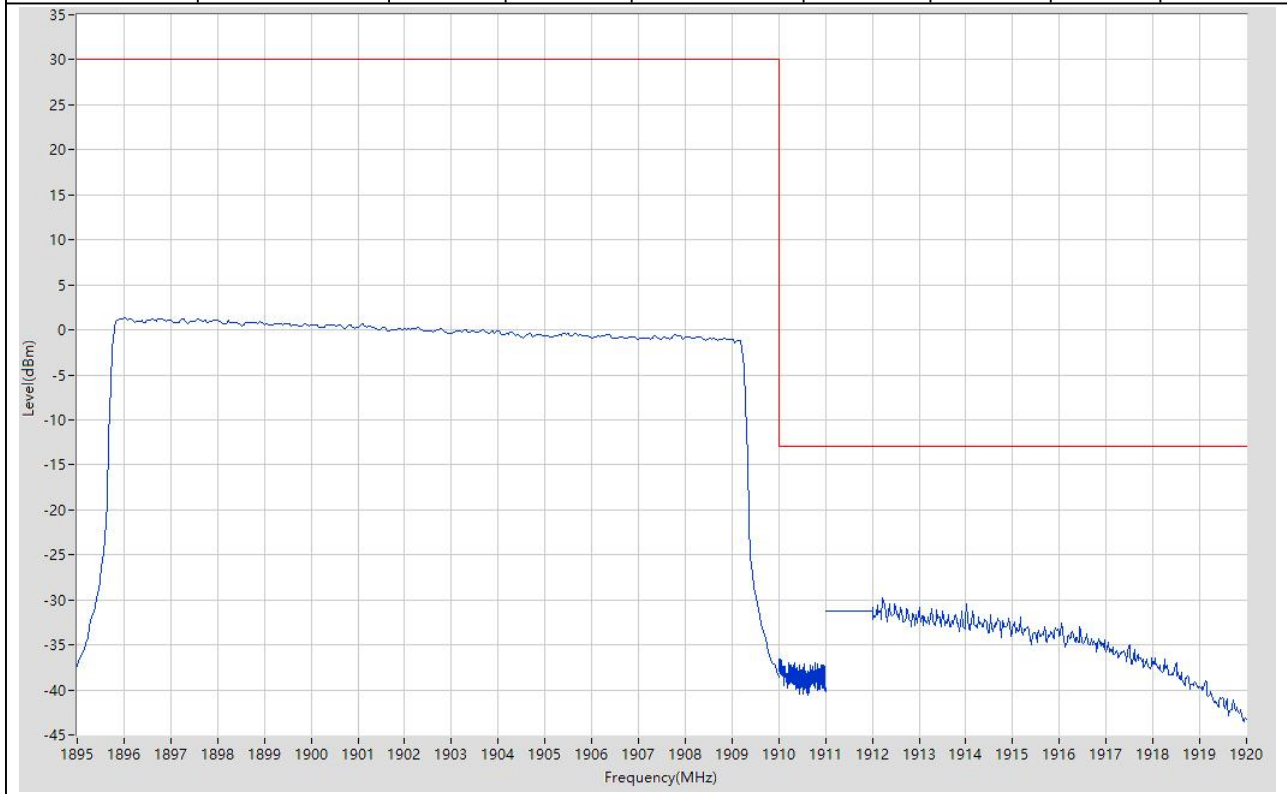
8.39. LTE Band Edge_Part22-24-27(NTNV)(Subtest:39, Channel:19125, Bandwidth:15, Modulation:Q16, RB Number: 1, RB Position:HIGH)

Start Frequency (MHz)	Stop Frequency (MHz)	RBW (MHz)	Detector	Frequency (MHz)	Power (dBm)	Limit (dBm)	Verdict	Sweep Point
1895	1910	0.1	RMS	1909.175	19.62	30	Pass	401
1910	1911	0.15	RMS	1910.003	-23.39	-13	Pass	401
1911	1912	1	RMS	1911	-37.07	-13	Pass	2
1912	1920	1	RMS	1912.12	-41.78	-13	Pass	401



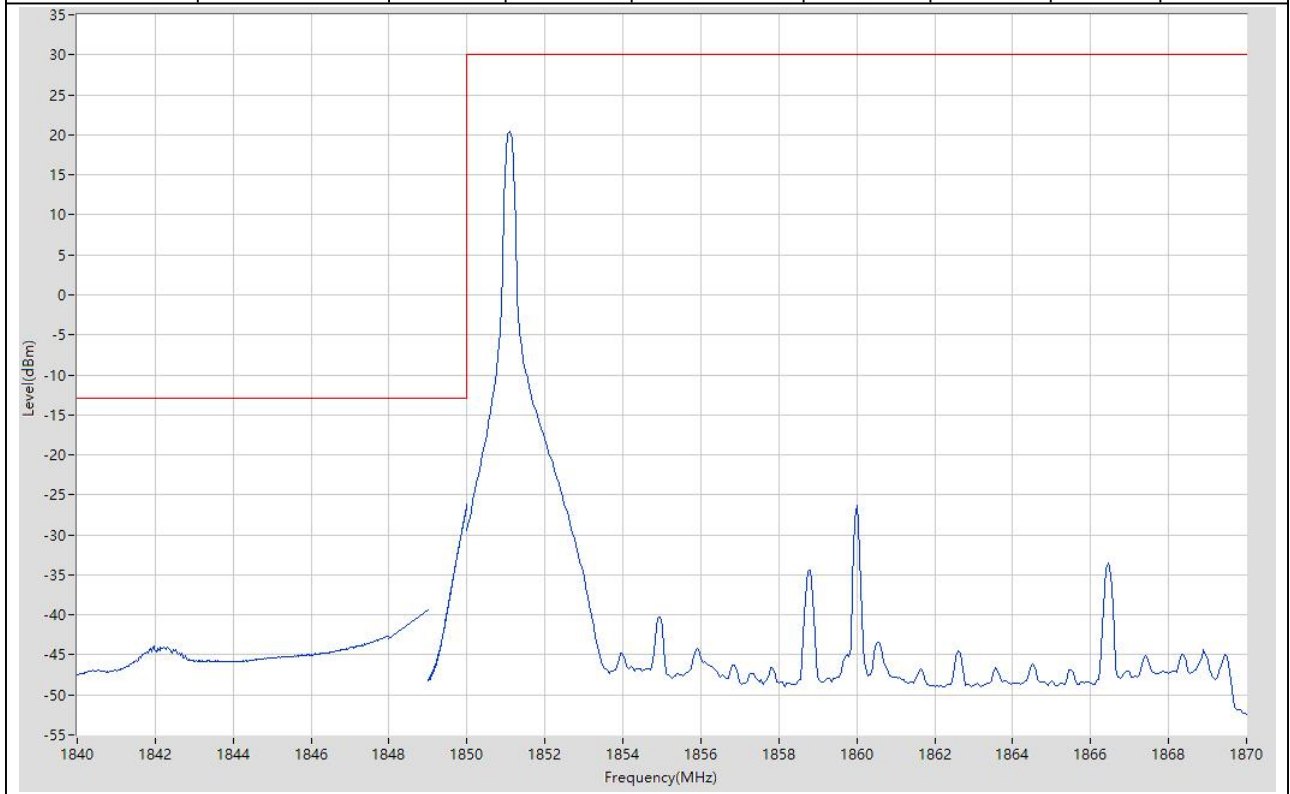
8.40. LTE Band Edge_Part22-24-27(NTNV)(Subtest:40, Channel:19125, Bandwidth:15, Modulation:Q16, RB Number: 75, RB Position:HIGH)

Start Frequency (MHz)	Stop Frequency (MHz)	RBW (MHz)	Detector	Frequency (MHz)	Power (dBm)	Limit (dBm)	Verdict	Sweep Point
1895	1910	0.1	RMS	1896.013	1.29	30	Pass	401
1910	1911	0.15	RMS	1910.013	-36.56	-13	Pass	401
1911	1912	1	RMS	1911	-31.19	-13	Pass	2
1912	1920	1	RMS	1912.22	-29.76	-13	Pass	401



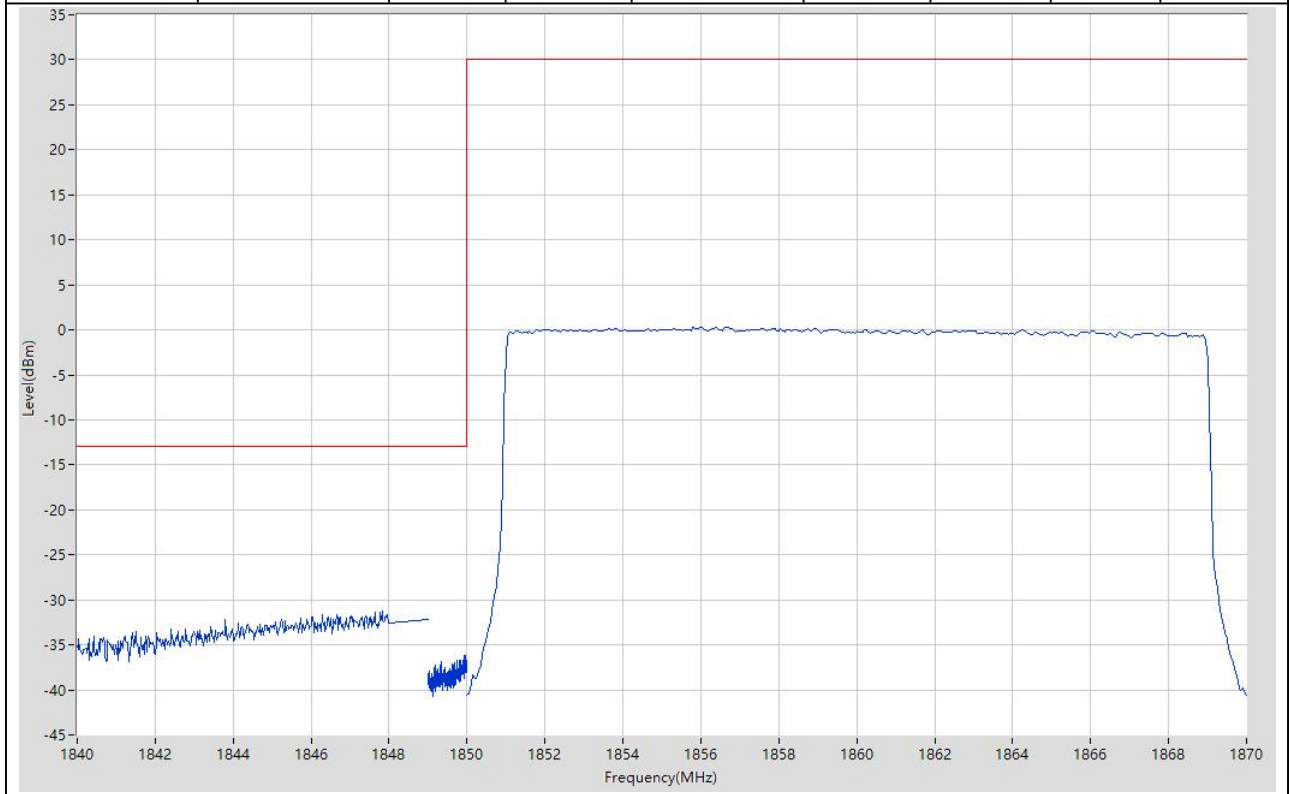
8.41. LTE Band Edge_Part22-24-27(NTNV)(Subtest:41, Channel:18700, Bandwidth:20, Modulation:QPSK, RB Number: 1, RB Position:LOW)

Start Frequency (MHz)	Stop Frequency (MHz)	RBW (MHz)	Detector	Frequency (MHz)	Power (dBm)	Limit (dBm)	Verdict	Sweep Point
1840	1848	1	RMS	1848	-42.61	-13	Pass	401
1848	1849	1	RMS	1849	-39.45	-13	Pass	2
1849	1850	0.2	RMS	1849.998	-26.22	-13	Pass	401
1850	1870	0.1	RMS	1851.1	20.44	30	Pass	401



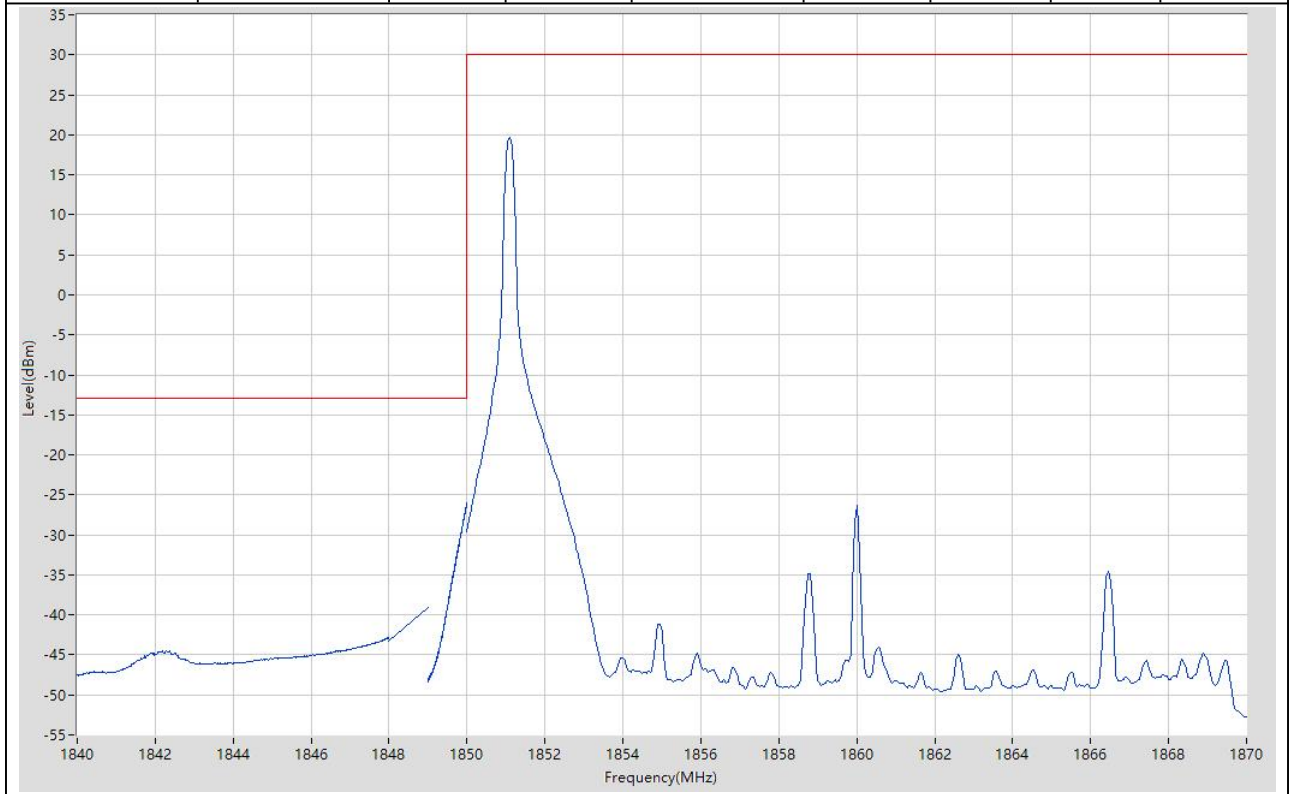
8.42. LTE Band Edge_Part22-24-27(NTNV)(Subtest:42, Channel:18700, Bandwidth:20, Modulation:QPSK, RB Number: 100, RB Position:LOW)

Start Frequency (MHz)	Stop Frequency (MHz)	RBW (MHz)	Detector	Frequency (MHz)	Power (dBm)	Limit (dBm)	Verdict	Sweep Point
1840	1848	1	RMS	1847.82	-31.26	-13	Pass	401
1848	1849	1	RMS	1849	-32.15	-13	Pass	2
1849	1850	0.2	RMS	1849.925	-36.14	-13	Pass	401
1850	1870	0.1	RMS	1856.65	0.29	30	Pass	401



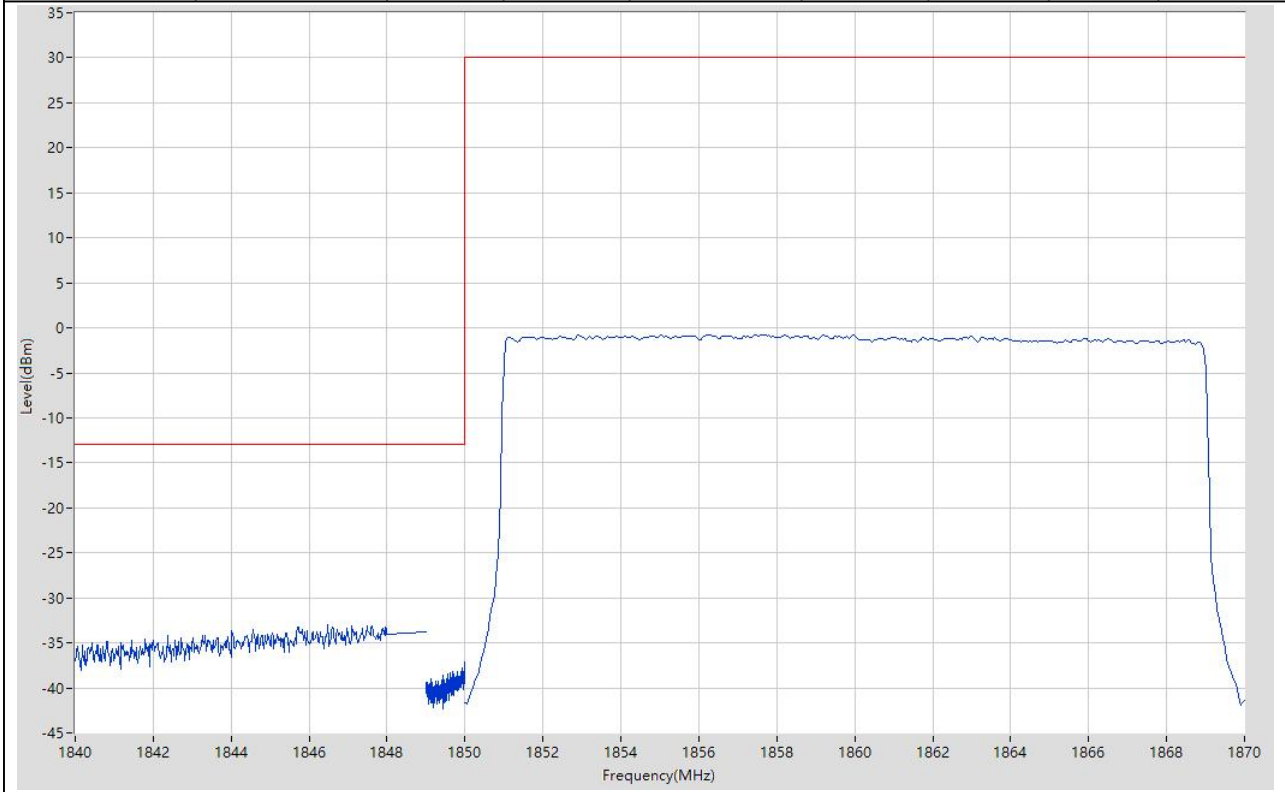
8.43. LTE Band Edge_Part22-24-27(NTNV)(Subtest:43, Channel:18700, Bandwidth:20, Modulation:Q16, RB Number: 1, RB Position:LOW)

Start Frequency (MHz)	Stop Frequency (MHz)	RBW (MHz)	Detector	Frequency (MHz)	Power (dBm)	Limit (dBm)	Verdict	Sweep Point
1840	1848	1	RMS	1848	-42.86	-13	Pass	401
1848	1849	1	RMS	1849	-39.12	-13	Pass	2
1849	1850	0.2	RMS	1849.995	-26.03	-13	Pass	401
1850	1870	0.1	RMS	1851.1	19.62	30	Pass	401



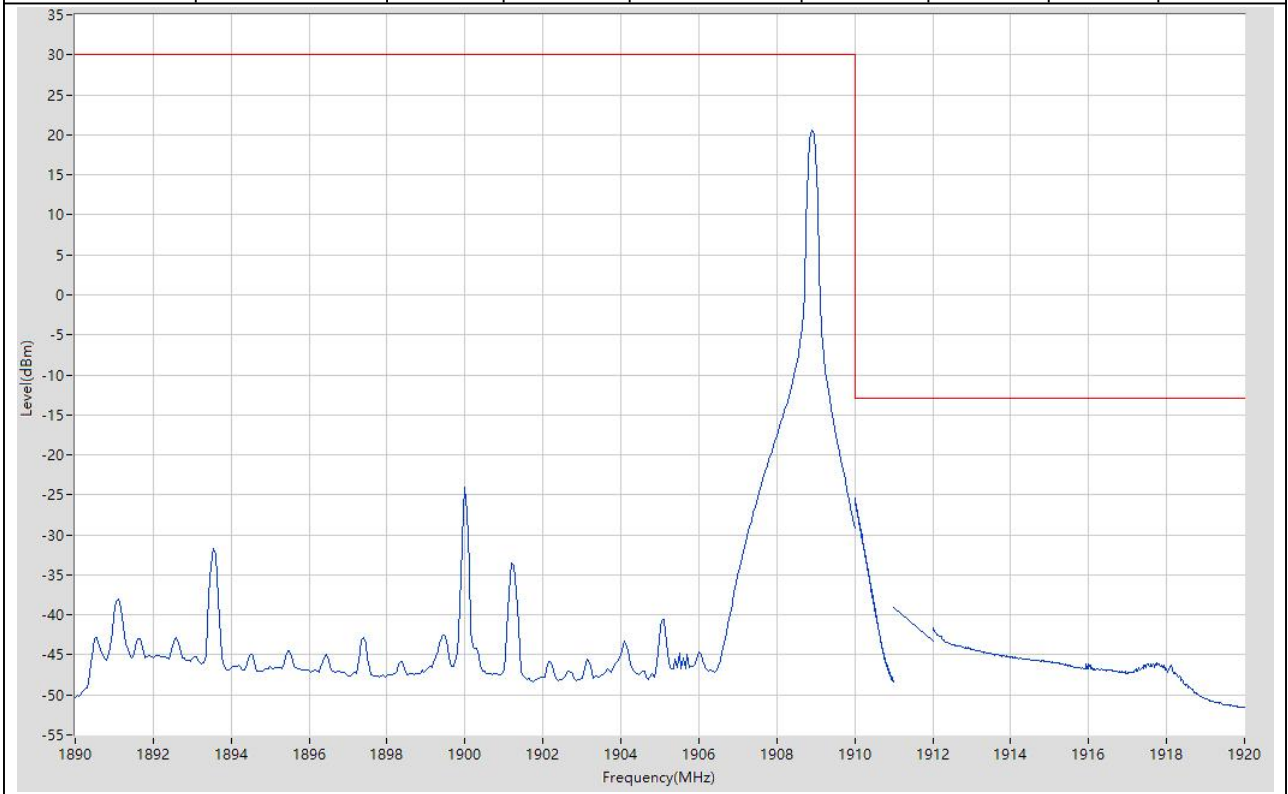
8.44. LTE Band Edge_Part22-24-27(NTNV)(Subtest:44, Channel:18700, Bandwidth:20, Modulation:Q16, RB Number: 100, RB Position:LOW)

Start Frequency (MHz)	Stop Frequency (MHz)	RBW (MHz)	Detector	Frequency (MHz)	Power (dBm)	Limit (dBm)	Verdict	Sweep Point
1840	1848	1	RMS	1846.48	-33	-13	Pass	401
1848	1849	1	RMS	1849	-33.77	-13	Pass	2
1849	1850	0.2	RMS	1849.995	-37.14	-13	Pass	401
1850	1870	0.1	RMS	1857.65	-0.76	30	Pass	401



8.45. LTE Band Edge_Part22-24-27(NTNV)(Subtest:45, Channel:19100, Bandwidth:20, Modulation:QPSK, RB Number: 1, RB Position:HIGH)

Start Frequency (MHz)	Stop Frequency (MHz)	RBW (MHz)	Detector	Frequency (MHz)	Power (dBm)	Limit (dBm)	Verdict	Sweep Point
1890	1910	0.1	RMS	1908.9	20.59	30	Pass	401
1910	1911	0.2	RMS	1910	-25.4	-13	Pass	401
1911	1912	1	RMS	1911	-39.14	-13	Pass	2
1912	1920	1	RMS	1912	-41.69	-13	Pass	401



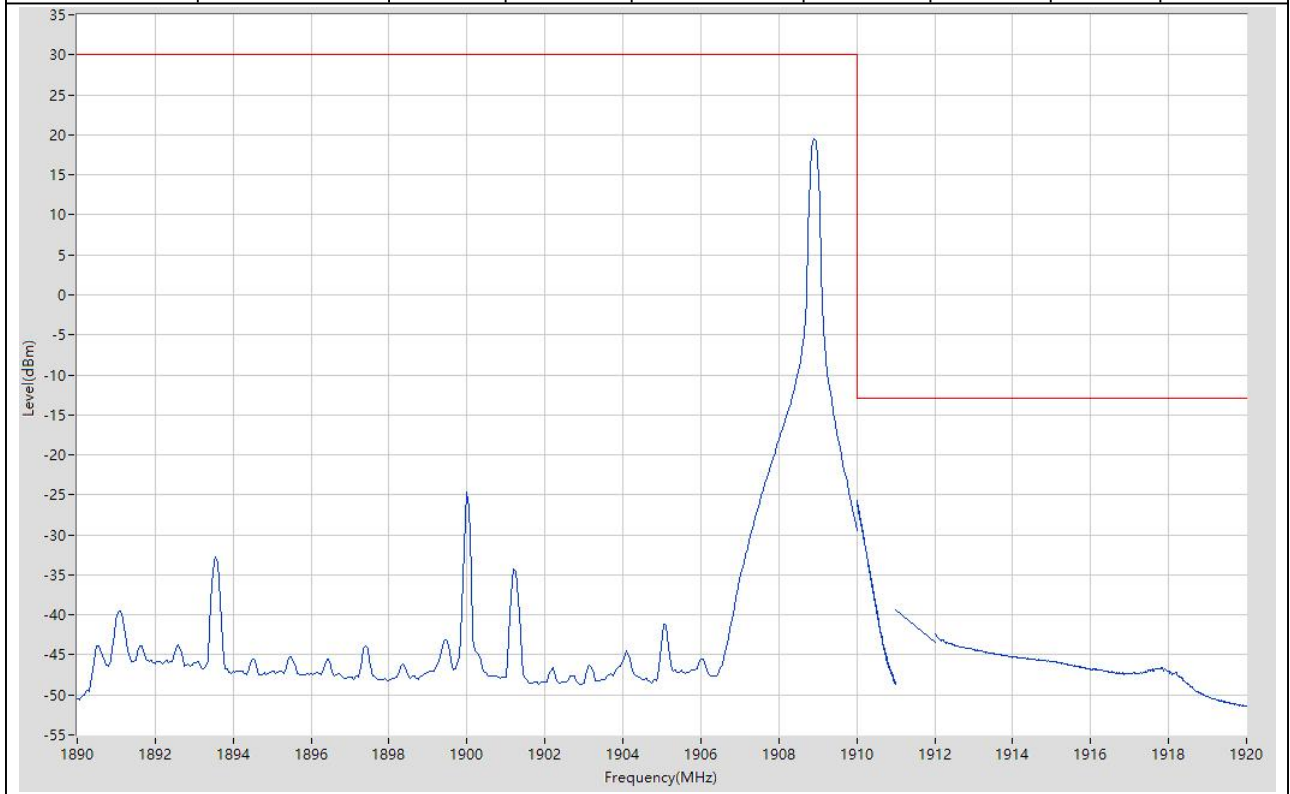
8.46. LTE Band Edge_Part22-24-27(NTNV)(Subtest:46, Channel:19100, Bandwidth:20, Modulation:QPSK, RB Number: 100, RB Position:HIGH)

Start Frequency (MHz)	Stop Frequency (MHz)	RBW (MHz)	Detector	Frequency (MHz)	Power (dBm)	Limit (dBm)	Verdict	Sweep Point
1890	1910	0.1	RMS	1895.3	0.82	30	Pass	401
1910	1911	0.2	RMS	1910.043	-34.34	-13	Pass	401
1911	1912	1	RMS	1911	-31.42	-13	Pass	2
1912	1920	1	RMS	1912.1	-30.84	-13	Pass	401



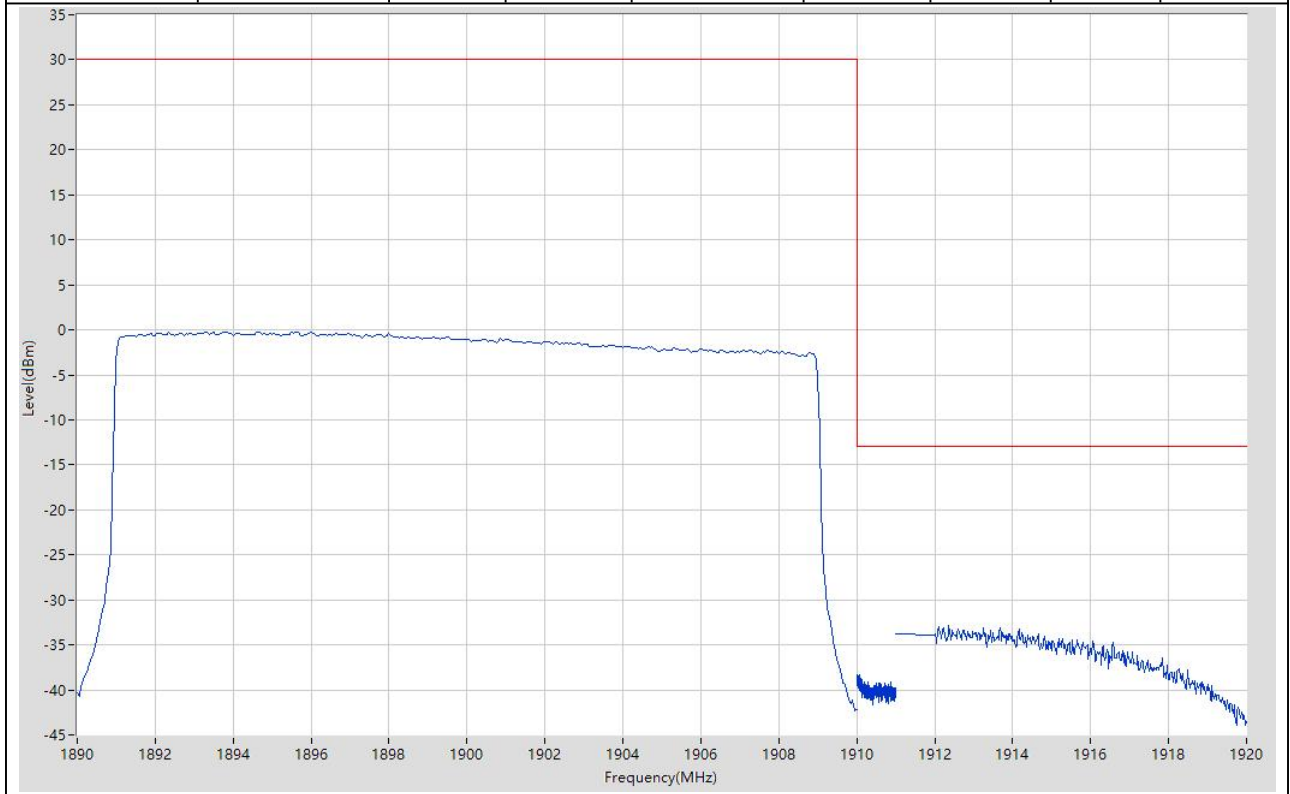
8.47. LTE Band Edge_Part22-24-27(NTNV)(Subtest:47, Channel:19100, Bandwidth:20, Modulation:Q16, RB Number: 1, RB Position:HIGH)

Start Frequency (MHz)	Stop Frequency (MHz)	RBW (MHz)	Detector	Frequency (MHz)	Power (dBm)	Limit (dBm)	Verdict	Sweep Point
1890	1910	0.1	RMS	1908.9	19.57	30	Pass	401
1910	1911	0.2	RMS	1910	-25.64	-13	Pass	401
1911	1912	1	RMS	1911	-39.34	-13	Pass	2
1912	1920	1	RMS	1912	-42.32	-13	Pass	401



8.48. LTE Band Edge_Part22-24-27(NTNV)(Subtest:48, Channel:19100, Bandwidth:20, Modulation:Q16, RB Number: 100, RB Position:HIGH)

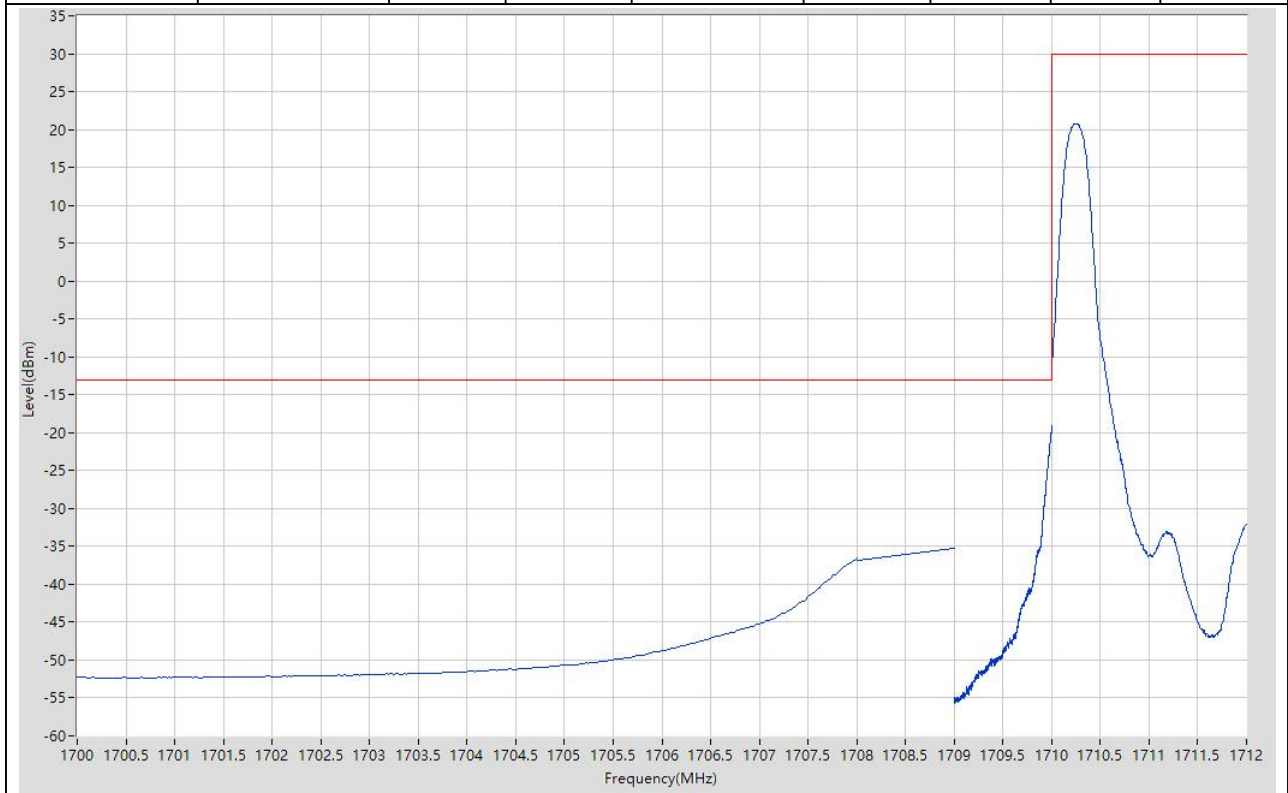
Start Frequency (MHz)	Stop Frequency (MHz)	RBW (MHz)	Detector	Frequency (MHz)	Power (dBm)	Limit (dBm)	Verdict	Sweep Point
1890	1910	0.1	RMS	1894.65	-0.21	30	Pass	401
1910	1911	0.2	RMS	1910.063	-38.34	-13	Pass	401
1911	1912	1	RMS	1911	-33.71	-13	Pass	2
1912	1920	1	RMS	1912.36	-32.85	-13	Pass	401



9. LTE_Band4

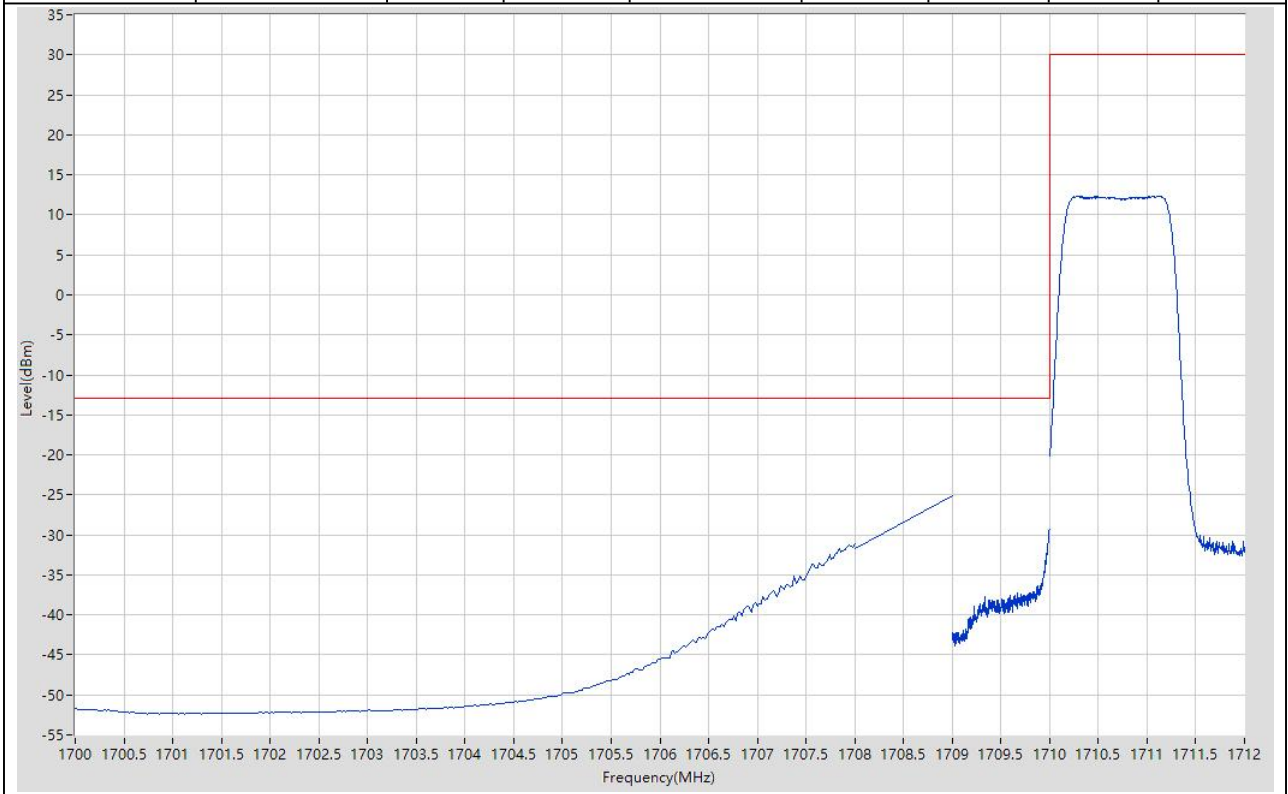
9.1. LTE Band Edge_Part22-24-27(NTNV)(Subtest:1, Channel:19957, Bandwidth:1.4, Modulation:QPSK, RB Number: 1, RB Position:LOW)

Start Frequency (MHz)	Stop Frequency (MHz)	RBW (MHz)	Detector	Frequency (MHz)	Power (dBm)	Limit (dBm)	Verdict	Sweep Point
1700	1708	1	RMS	1708	-36.6	-13	Pass	401
1708	1709	1	RMS	1709	-35.23	-13	Pass	2
1709	1710	0.02	RMS	1710	-19.05	-13	Pass	401
1710	1712	0.1	RMS	1710.26	20.77	30	Pass	401



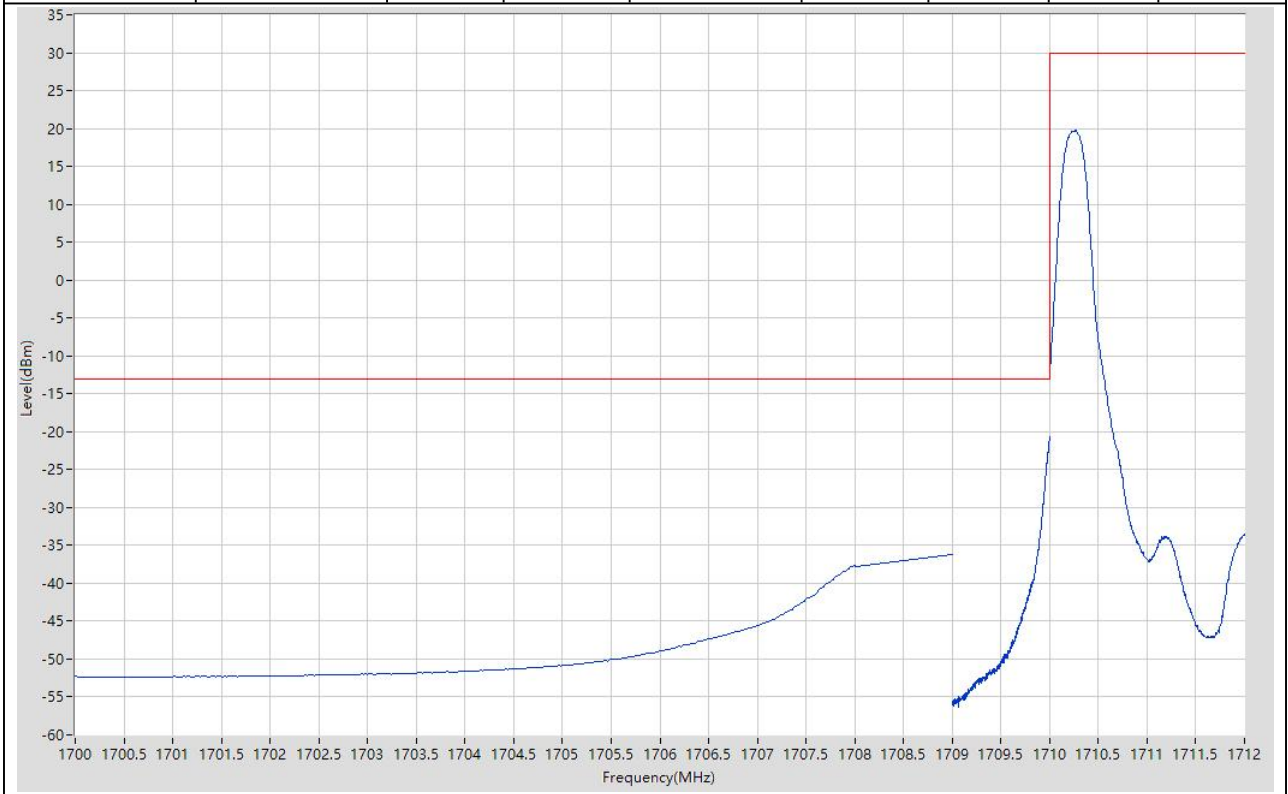
9.2. LTE Band Edge_Part22-24-27(NTNV)(Subtest:2, Channel:19957, Bandwidth:1.4, Modulation:QPSK, RB Number: 6, RB Position:LOW)

Start Frequency (MHz)	Stop Frequency (MHz)	RBW (MHz)	Detector	Frequency (MHz)	Power (dBm)	Limit (dBm)	Verdict	Sweep Point
1700	1708	1	RMS	1708	-31.09	-13	Pass	401
1708	1709	1	RMS	1709	-25.04	-13	Pass	2
1709	1710	0.02	RMS	1709.998	-29.29	-13	Pass	401
1710	1712	0.1	RMS	1710.28	12.38	30	Pass	401



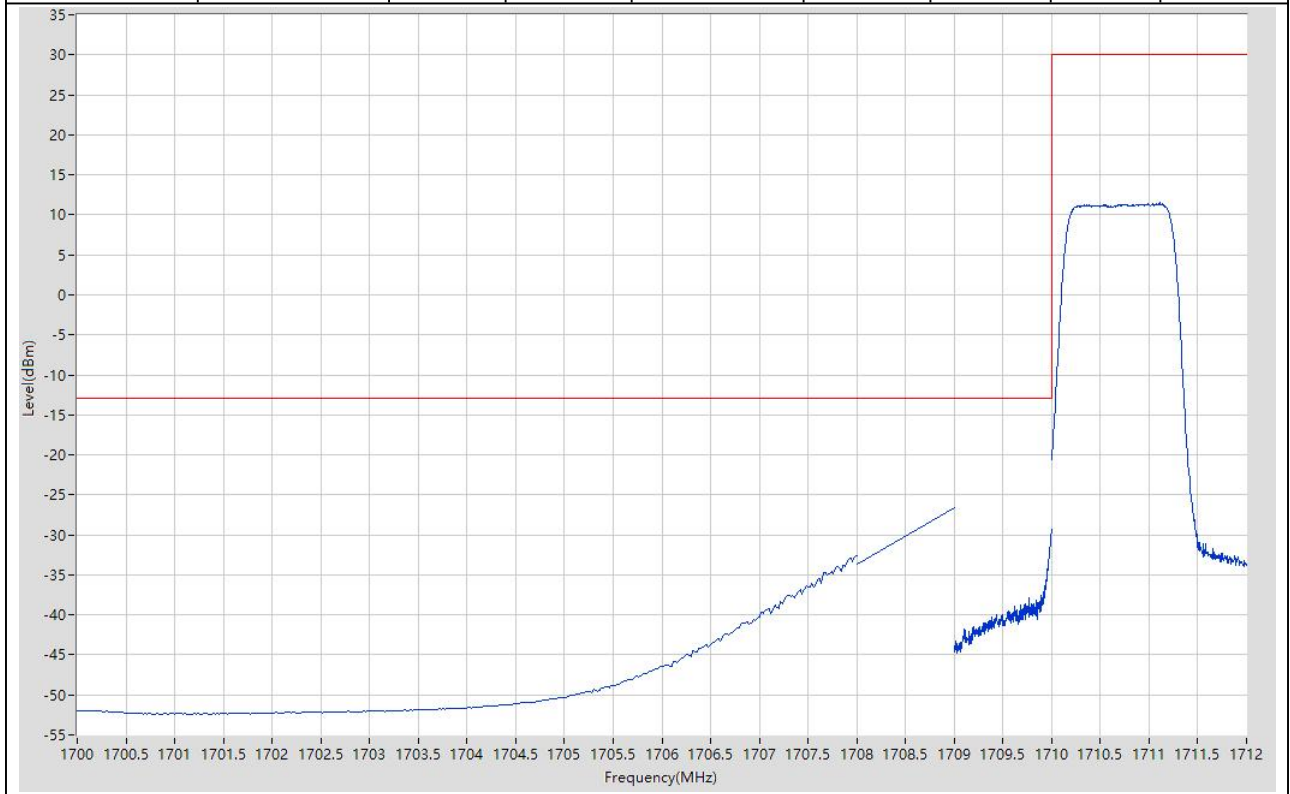
9.3. LTE Band Edge_Part22-24-27(NTNV)(Subtest:3, Channel:19957, Bandwidth:1.4, Modulation:Q16, RB Number: 1, RB Position:LOW)

Start Frequency (MHz)	Stop Frequency (MHz)	RBW (MHz)	Detector	Frequency (MHz)	Power (dBm)	Limit (dBm)	Verdict	Sweep Point
1700	1708	1	RMS	1708	-37.58	-13	Pass	401
1708	1709	1	RMS	1709	-36.2	-13	Pass	2
1709	1710	0.02	RMS	1710	-20.63	-13	Pass	401
1710	1712	0.1	RMS	1710.27	19.71	30	Pass	401



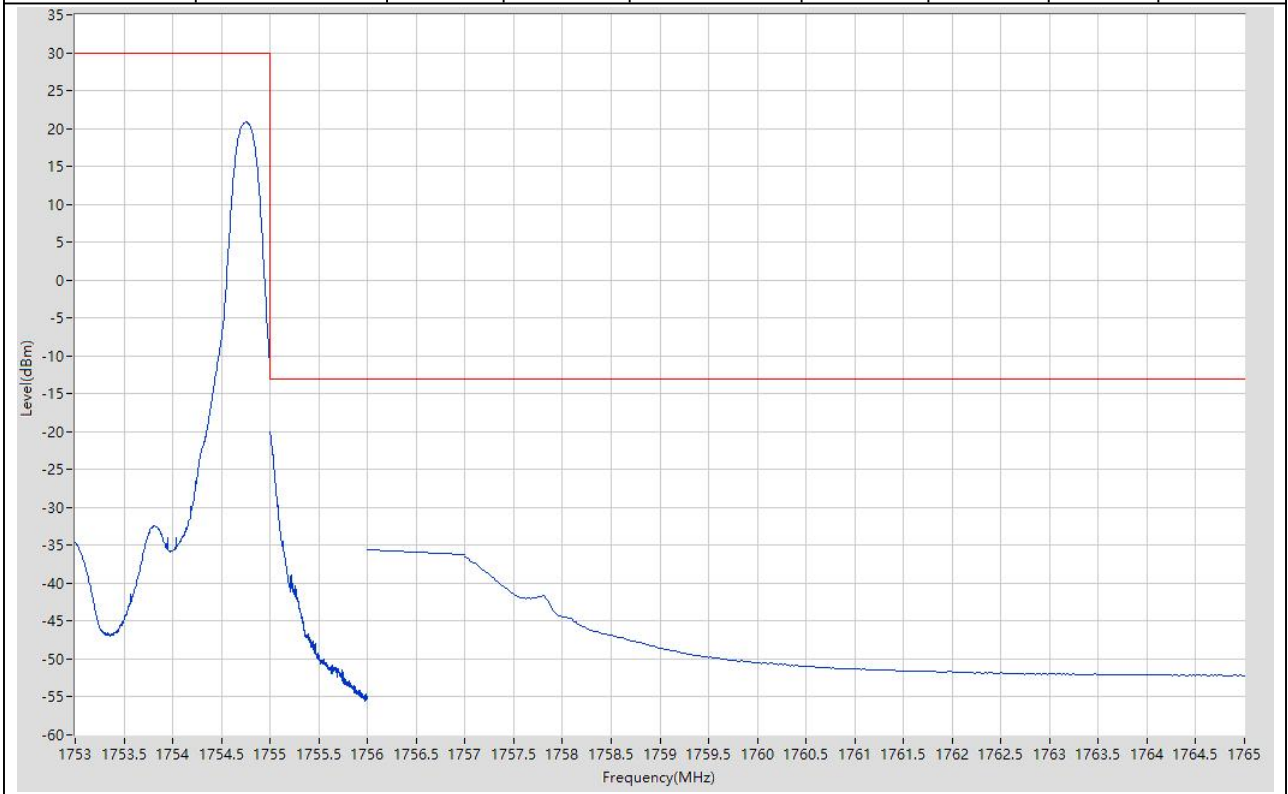
9.4. LTE Band Edge_Part22-24-27(NTNV)(Subtest:4, Channel:19957, Bandwidth:1.4, Modulation:Q16, RB Number: 6, RB Position:LOW)

Start Frequency (MHz)	Stop Frequency (MHz)	RBW (MHz)	Detector	Frequency (MHz)	Power (dBm)	Limit (dBm)	Verdict	Sweep Point
1700	1708	1	RMS	1708	-32.54	-13	Pass	401
1708	1709	1	RMS	1709	-26.55	-13	Pass	2
1709	1710	0.02	RMS	1710	-29.24	-13	Pass	401
1710	1712	0.1	RMS	1711.115	11.52	30	Pass	401



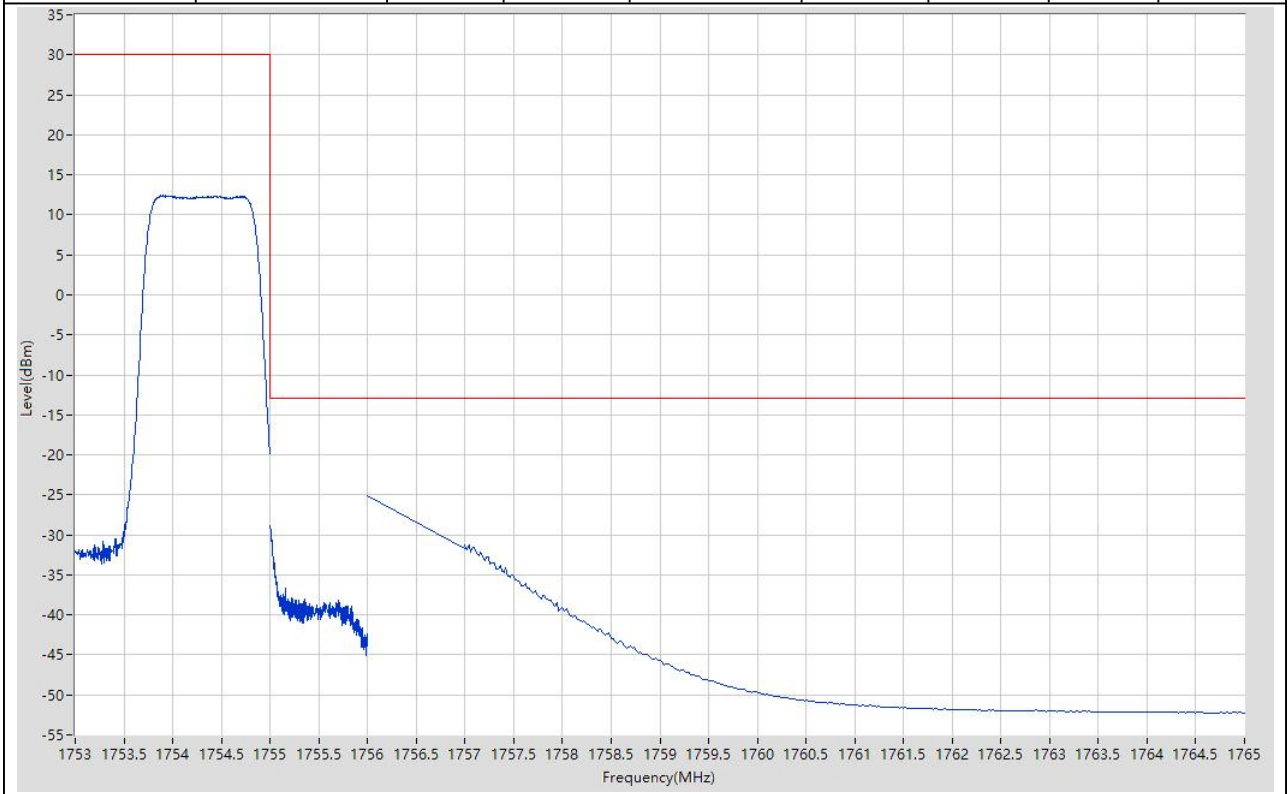
9.5. LTE Band Edge_Part22-24-27(NTNV)(Subtest:5, Channel:20393, Bandwidth:1.4, Modulation:QPSK, RB Number: 1, RB Position:HIGH)

Start Frequency (MHz)	Stop Frequency (MHz)	RBW (MHz)	Detector	Frequency (MHz)	Power (dBm)	Limit (dBm)	Verdict	Sweep Point
1753	1755	0.1	RMS	1754.75	20.85	30	Pass	401
1755	1756	0.02	RMS	1755	-20.02	-13	Pass	401
1756	1757	1	RMS	1756	-35.52	-13	Pass	2
1757	1765	1	RMS	1757	-36.49	-13	Pass	401



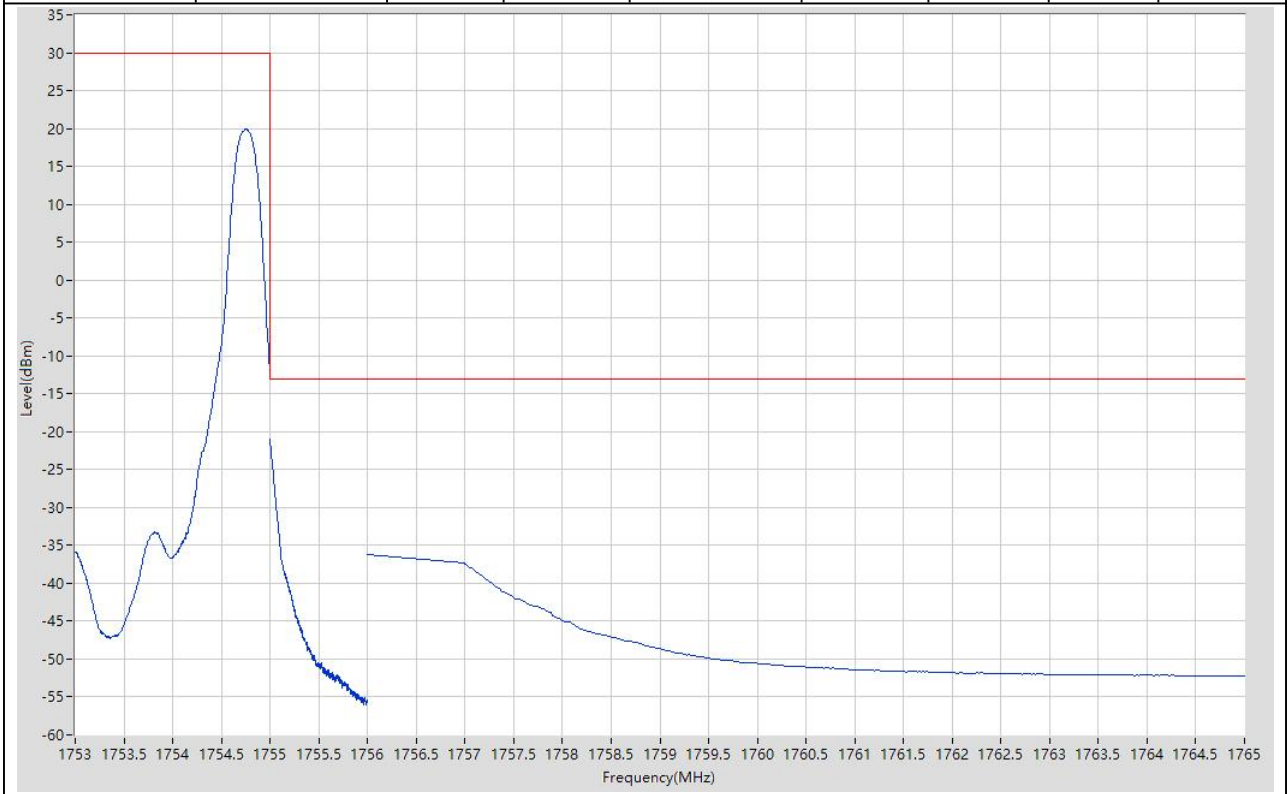
9.6. LTE Band Edge_Part22-24-27(NTNV)(Subtest:6, Channel:20393, Bandwidth:1.4, Modulation:QPSK, RB Number: 6, RB Position:HIGH)

Start Frequency (MHz)	Stop Frequency (MHz)	RBW (MHz)	Detector	Frequency (MHz)	Power (dBm)	Limit (dBm)	Verdict	Sweep Point
1753	1755	0.1	RMS	1753.88	12.44	30	Pass	401
1755	1756	0.02	RMS	1755	-28.89	-13	Pass	401
1756	1757	1	RMS	1756	-25.11	-13	Pass	2
1757	1765	1	RMS	1757.04	-31.23	-13	Pass	401



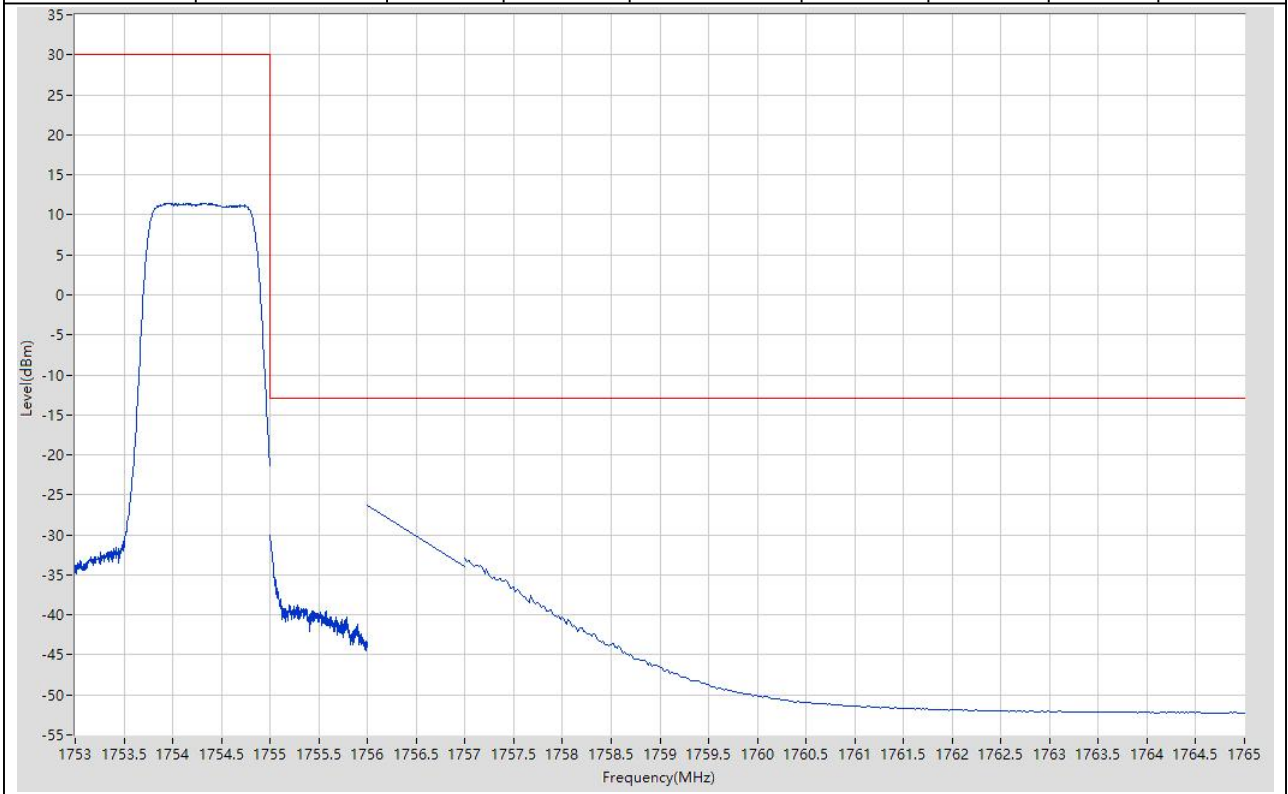
9.7. LTE Band Edge_Part22-24-27(NTNV)(Subtest:7, Channel:20393, Bandwidth:1.4, Modulation:Q16, RB Number: 1, RB Position:HIGH)

Start Frequency (MHz)	Stop Frequency (MHz)	RBW (MHz)	Detector	Frequency (MHz)	Power (dBm)	Limit (dBm)	Verdict	Sweep Point
1753	1755	0.1	RMS	1754.75	19.88	30	Pass	401
1755	1756	0.02	RMS	1755	-20.98	-13	Pass	401
1756	1757	1	RMS	1756	-36.2	-13	Pass	2
1757	1765	1	RMS	1757	-37.5	-13	Pass	401



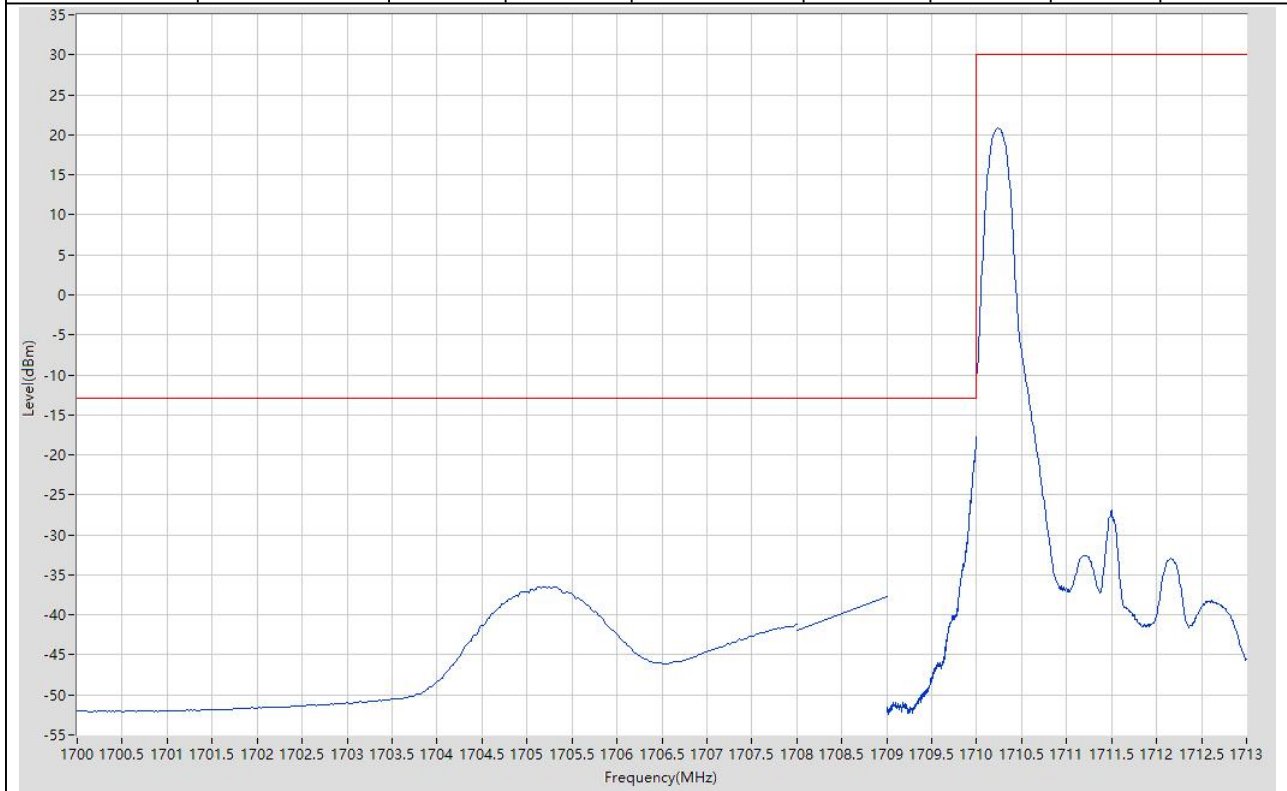
9.8. LTE Band Edge_Part22-24-27(NTNV)(Subtest:8, Channel:20393, Bandwidth:1.4, Modulation:Q16, RB Number: 6, RB Position:HIGH)

Start Frequency (MHz)	Stop Frequency (MHz)	RBW (MHz)	Detector	Frequency (MHz)	Power (dBm)	Limit (dBm)	Verdict	Sweep Point
1753	1755	0.1	RMS	1753.98	11.48	30	Pass	401
1755	1756	0.02	RMS	1755	-30.06	-13	Pass	401
1756	1757	1	RMS	1756	-26.35	-13	Pass	2
1757	1765	1	RMS	1757	-32.93	-13	Pass	401



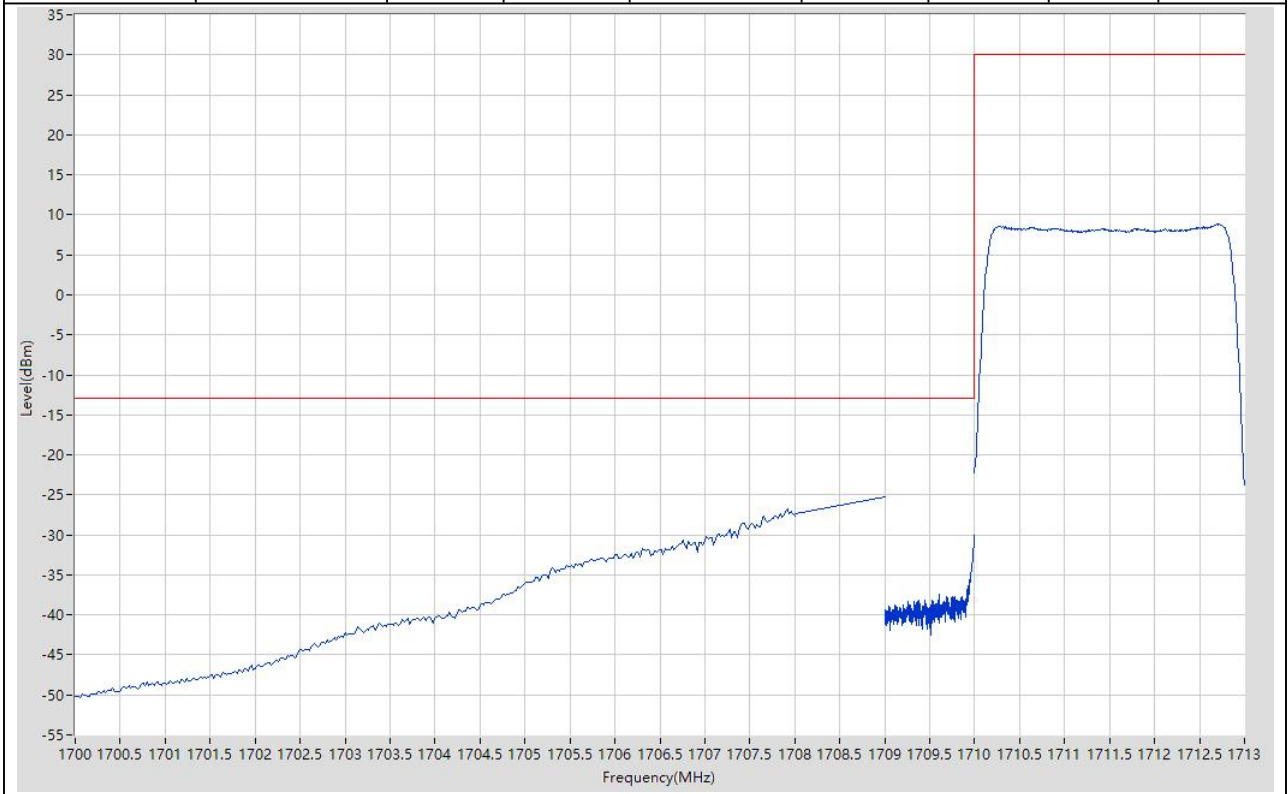
9.9. LTE Band Edge_Part22-24-27(NTNV)(Subtest:9, Channel:19965, Bandwidth:3, Modulation:QPSK, RB Number: 1, RB Position:LOW)

Start Frequency (MHz)	Stop Frequency (MHz)	RBW (MHz)	Detector	Frequency (MHz)	Power (dBm)	Limit (dBm)	Verdict	Sweep Point
1700	1708	1	RMS	1705.32	-36.46	-13	Pass	401
1708	1709	1	RMS	1709	-37.66	-13	Pass	2
1709	1710	0.03	RMS	1710	-17.71	-13	Pass	401
1710	1713	0.1	RMS	1710.24	20.81	30	Pass	401



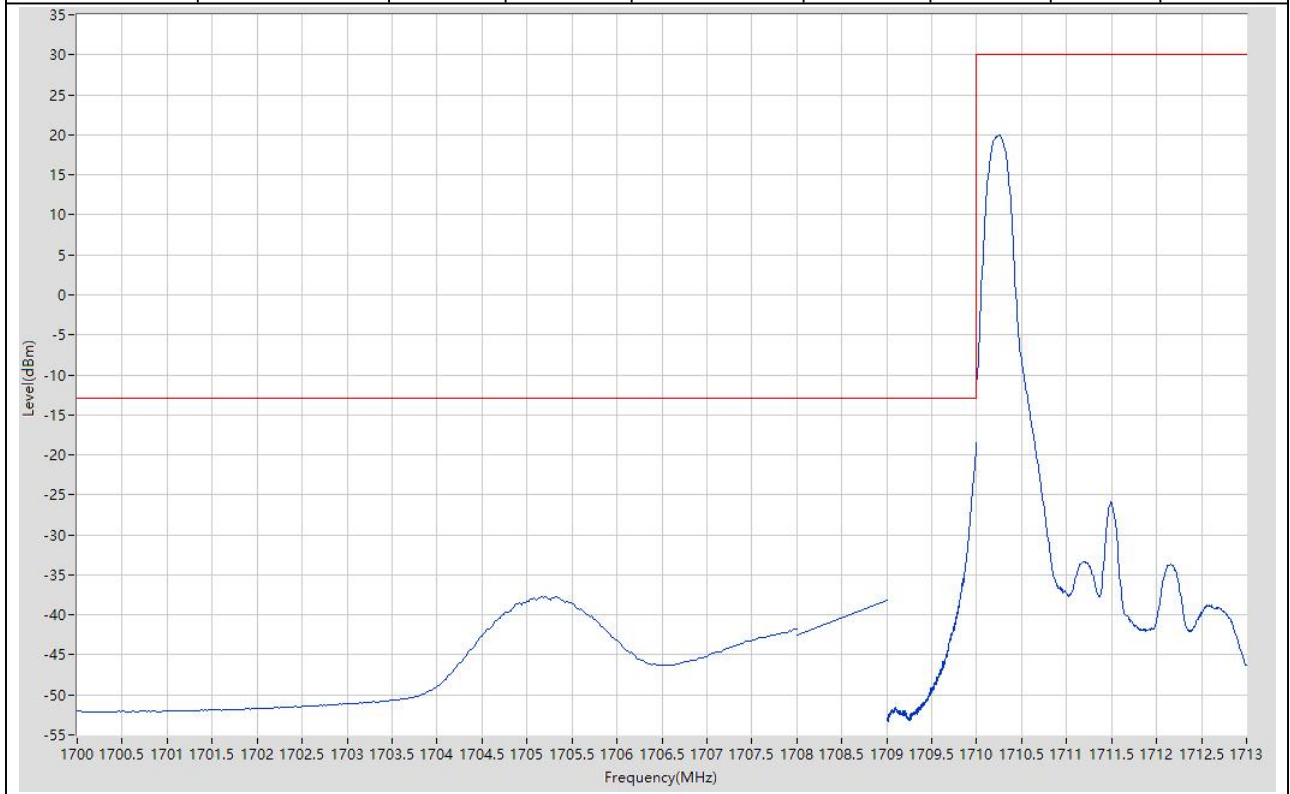
9.10. LTE Band Edge_Part22-24-27(NTNV)(Subtest:10, Channel:19965, Bandwidth:3, Modulation:QPSK, RB Number: 15, RB Position:LOW)

Start Frequency (MHz)	Stop Frequency (MHz)	RBW (MHz)	Detector	Frequency (MHz)	Power (dBm)	Limit (dBm)	Verdict	Sweep Point
1700	1708	1	RMS	1707.92	-26.7	-13	Pass	401
1708	1709	1	RMS	1709	-25.2	-13	Pass	2
1709	1710	0.03	RMS	1710	-30.08	-13	Pass	401
1710	1713	0.1	RMS	1712.693	8.86	30	Pass	401



9.11. LTE Band Edge_Part22-24-27(NTNV)(Subtest:11, Channel:19965, Bandwidth:3, Modulation:Q16, RB Number: 1, RB Position:LOW)

Start Frequency (MHz)	Stop Frequency (MHz)	RBW (MHz)	Detector	Frequency (MHz)	Power (dBm)	Limit (dBm)	Verdict	Sweep Point
1700	1708	1	RMS	1705.2	-37.66	-13	Pass	401
1708	1709	1	RMS	1709	-38.17	-13	Pass	2
1709	1710	0.03	RMS	1710	-18.49	-13	Pass	401
1710	1713	0.1	RMS	1710.248	19.97	30	Pass	401



9.12. LTE Band Edge_Part22-24-27(NTNV)(Subtest:12, Channel:19965, Bandwidth:3, Modulation:Q16, RB Number: 15, RB Position:LOW)

Start Frequency (MHz)	Stop Frequency (MHz)	RBW (MHz)	Detector	Frequency (MHz)	Power (dBm)	Limit (dBm)	Verdict	Sweep Point
1700	1708	1	RMS	1707.98	-28.45	-13	Pass	401
1708	1709	1	RMS	1709	-26.03	-13	Pass	2
1709	1710	0.03	RMS	1710	-31.67	-13	Pass	401
1710	1713	0.1	RMS	1712.453	7.68	30	Pass	401

