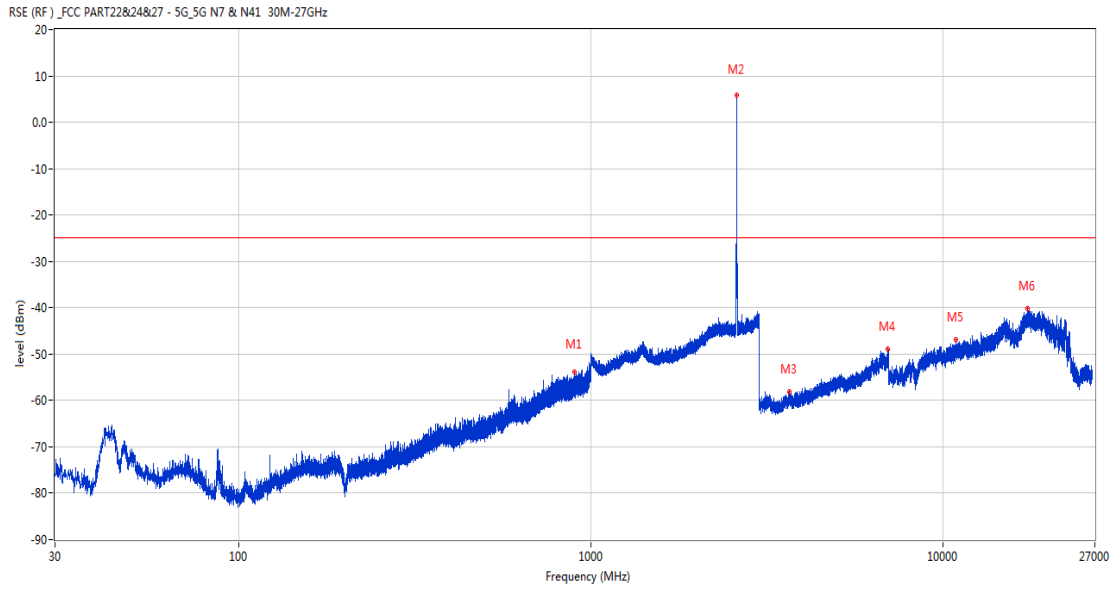
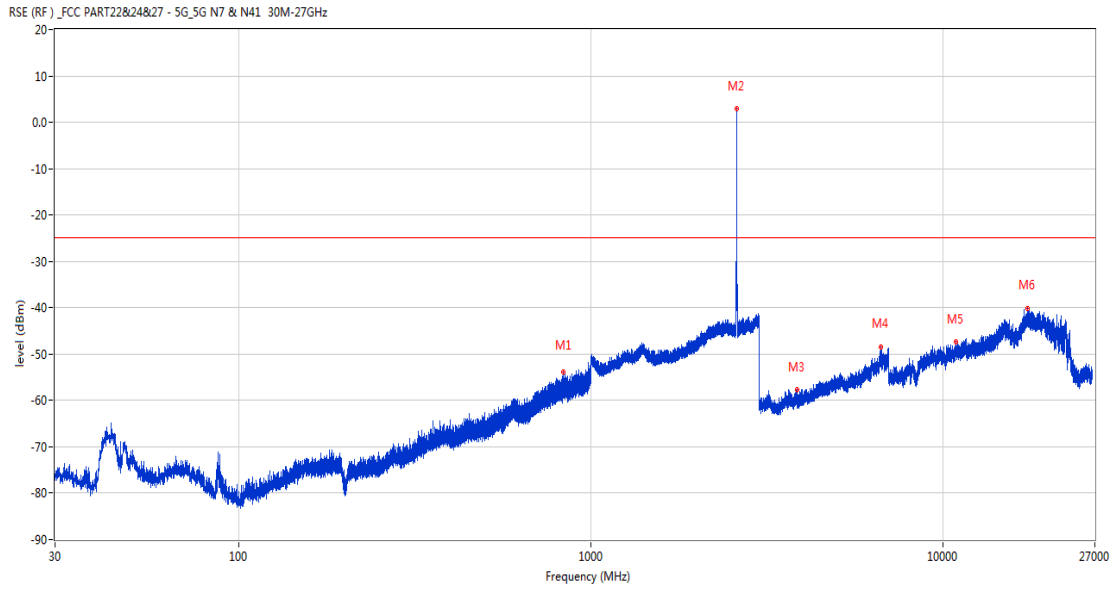


RSE-V&V n41 BW10 CH518598



Frequency (MHz)	Result (dBm)	Factor (dB)	PK Limit (dBm)	Over Limit (dB)	Table (o)	ANT	EUT	Verdict
899.847	-53.94	41.07	-25.0	-28.94	257.00	Vertical	Vertical	Pass
2589.200	5.84	46.12	-25.0	30.84	256.00	Vertical	Vertical	N/A
3668.000	-58.03	3.89	-25.0	-33.03	270.00	Vertical	Vertical	Pass
6974.200	-48.89	13.70	-25.0	-23.89	139.00	Vertical	Vertical	Pass
10908.276	-46.90	17.66	-25.0	-21.90	314.00	Vertical	Vertical	Pass
17425.125	-40.16	22.52	-25.0	-15.16	180.00	Vertical	Vertical	Pass

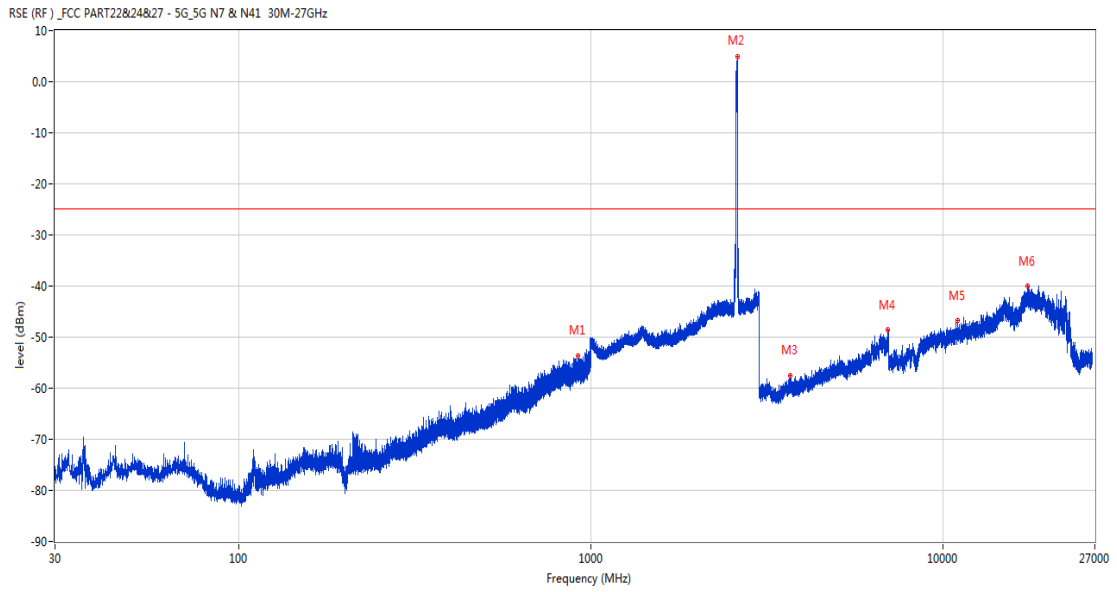
RSE-V&H n41 BW10 CH518598



Frequency (MHz)	Result (dBm)	Factor (dB)	PK Limit (dBm)	Over Limit (dB)	Table (o)	ANT	EUT	Verdict
836.215	-53.94	40.53	-25.0	-28.94	0.00	Vertical	Horizontal	Pass
2591.900	2.95	45.86	-25.0	27.95	361.00	Vertical	Horizontal	N/A
3842.800	-57.71	5.22	-25.0	-32.71	331.00	Vertical	Horizontal	Pass
6673.400	-48.51	11.61	-25.0	-23.51	252.00	Vertical	Horizontal	Pass
10851.350	-47.29	17.66	-25.0	-22.29	175.00	Vertical	Horizontal	Pass
17427.489	-40.15	22.47	-25.0	-15.15	34.00	Vertical	Horizontal	Pass

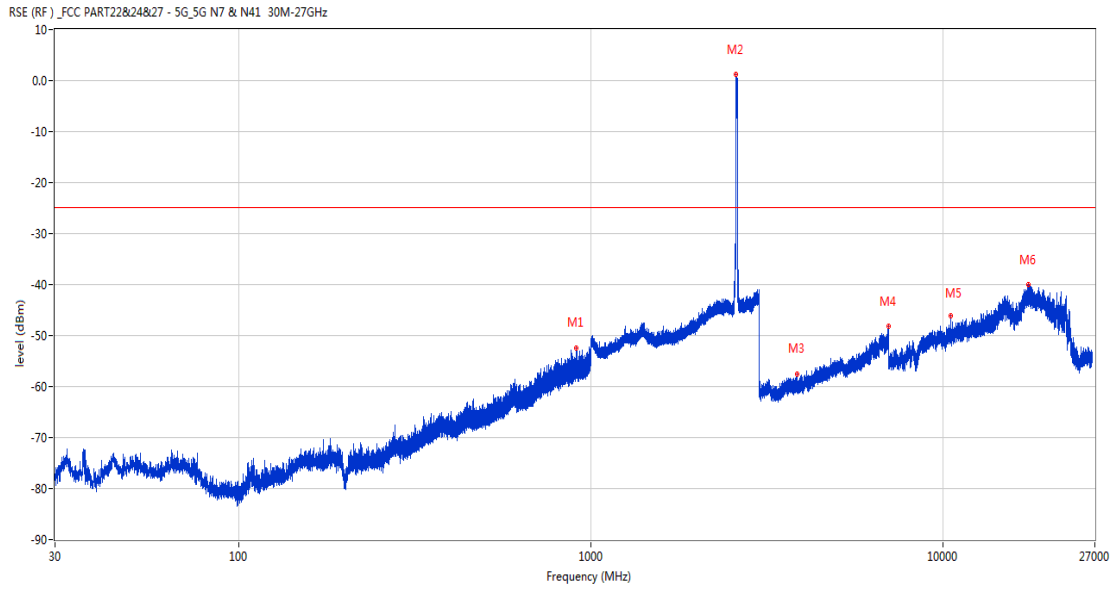
## 54.2 n41 BW60, PI/2 BPSK, Middle Channel

RSE-H&H n41 BW60 CH518598



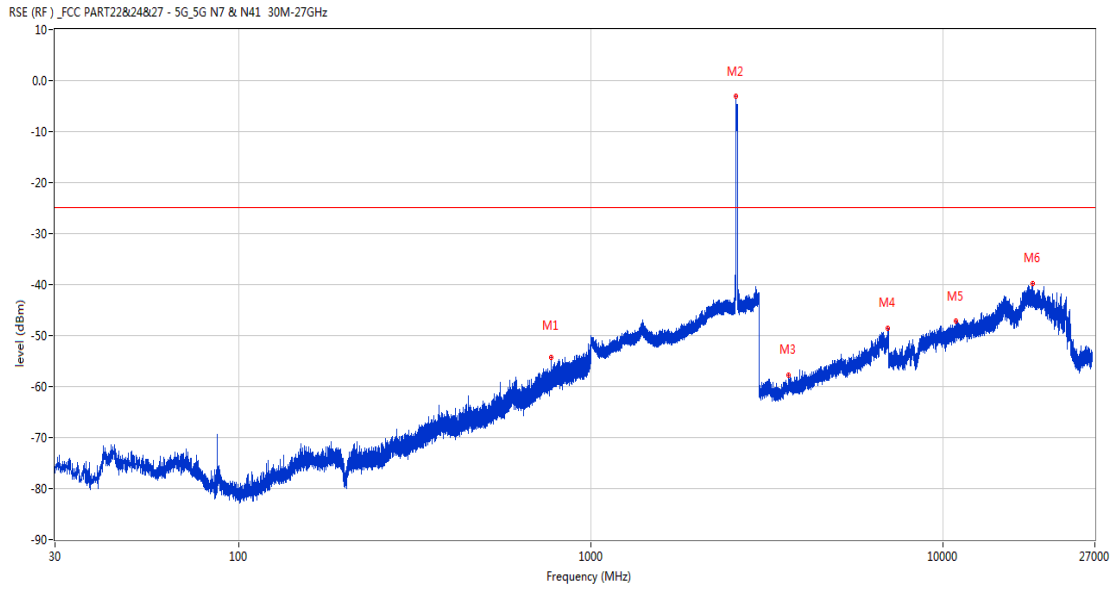
Frequency (MHz)	Result (dBm)	Factor (dB)	PK Limit (dBm)	Over Limit (dB)	Table (o)	ANT	EUT	Verdict
920.266	-53.75	41.39	-25.0	-28.75	16.00	Horizontal	Horizontal	Pass
2603.100	4.99	45.87	-25.0	29.99	361.00	Horizontal	Horizontal	N/A
3685.800	-57.49	4.82	-25.0	-32.49	63.00	Horizontal	Horizontal	Pass
6983.000	-48.65	13.90	-25.0	-23.65	-3.00	Horizontal	Horizontal	Pass
11035.062	-46.65	16.76	-25.0	-21.65	23.00	Horizontal	Horizontal	Pass
17370.788	-40.10	21.90	-25.0	-15.10	-1.00	Horizontal	Horizontal	Pass

RSE-H&V n41 BW60 CH518598



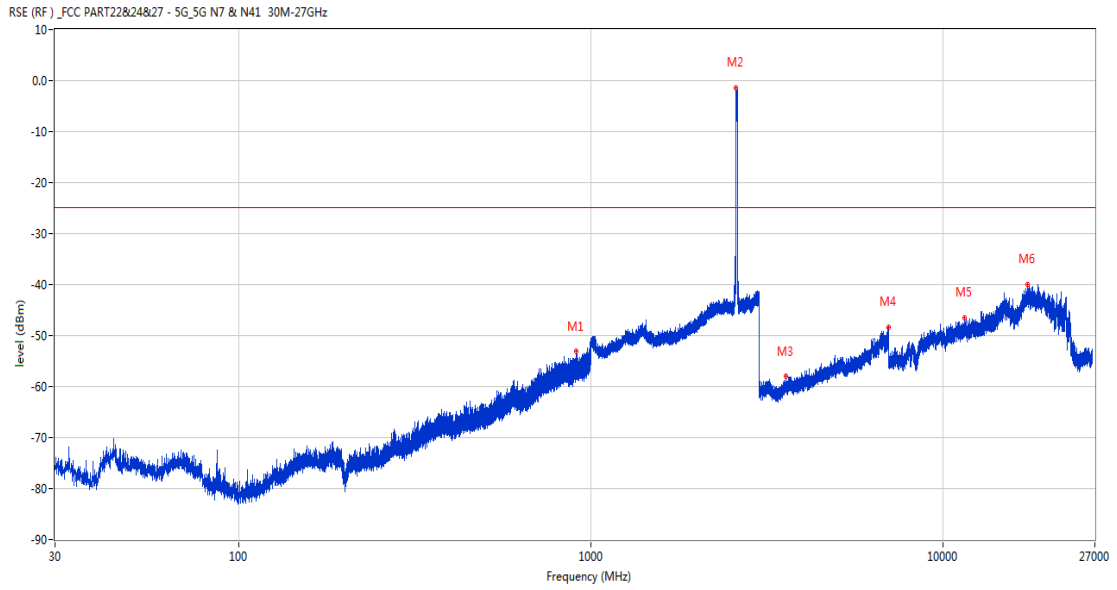
Frequency (MHz)	Result (dBm)	Factor (dB)	PK Limit (dBm)	Over Limit (dB)	Table (o)	ANT	EUT	Verdict
906.735	-52.40	41.11	-25.0	-27.40	83.00	Horizontal	Vertical	Pass
2586.000	1.32	46.03	-25.0	26.32	128.00	Horizontal	Vertical	N/A
3845.600	-57.62	5.05	-25.0	-32.62	282.00	Horizontal	Vertical	Pass
6998.200	-48.08	13.63	-25.0	-23.08	0.00	Horizontal	Vertical	Pass
10497.150	-46.05	16.41	-25.0	-21.05	187.00	Horizontal	Vertical	Pass
17434.313	-39.91	22.30	-25.0	-14.91	-3.00	Horizontal	Vertical	Pass

RSE-V&V n41 BW60 CH518598



Frequency (MHz)	Result (dBm)	Factor (dB)	PK Limit (dBm)	Over Limit (dB)	Table (o)	ANT	EUT	Verdict
769.625	-54.21	39.16	-25.0	-29.21	321.00	Vertical	Vertical	Pass
2583.900	-2.99	45.81	-25.0	22.01	185.00	Vertical	Vertical	N/A
3641.200	-57.73	4.16	-25.0	-32.73	25.00	Vertical	Vertical	Pass
6977.600	-48.62	13.86	-25.0	-23.62	-3.00	Vertical	Vertical	Pass
10899.363	-47.23	17.70	-25.0	-22.23	340.00	Vertical	Vertical	Pass
18012.750	-39.86	22.95	-25.0	-14.86	270.00	Vertical	Vertical	Pass

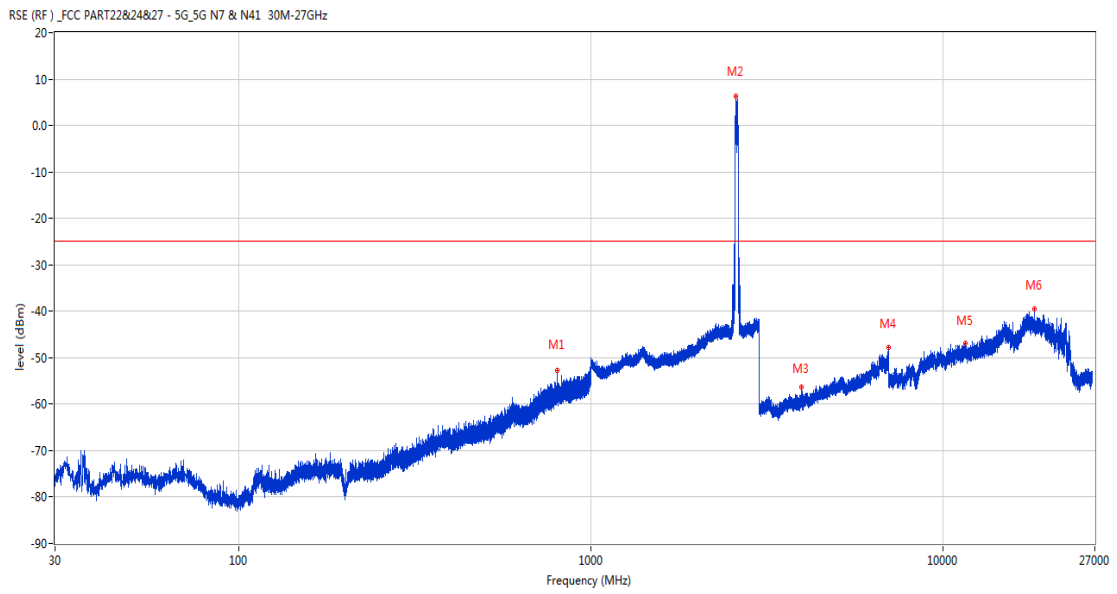
RSE-V&H n41 BW60 CH518598



Frequency (MHz)	Result (dBm)	Factor (dB)	PK Limit (dBm)	Over Limit (dB)	Table (o)	ANT	EUT	Verdict
908.190	-53.08	41.18	-25.0	-28.08	166.00	Vertical	Horizontal	Pass
2579.500	-1.34	45.97	-25.0	23.66	81.00	Vertical	Horizontal	N/A
3580.800	-58.00	3.41	-25.0	-33.00	336.00	Vertical	Horizontal	Pass
6986.800	-48.43	13.70	-25.0	-23.43	-1.00	Vertical	Horizontal	Pass
11500.237	-46.59	17.80	-25.0	-21.59	360.00	Vertical	Horizontal	Pass
17370.788	-40.07	21.90	-25.0	-15.07	279.00	Vertical	Horizontal	Pass

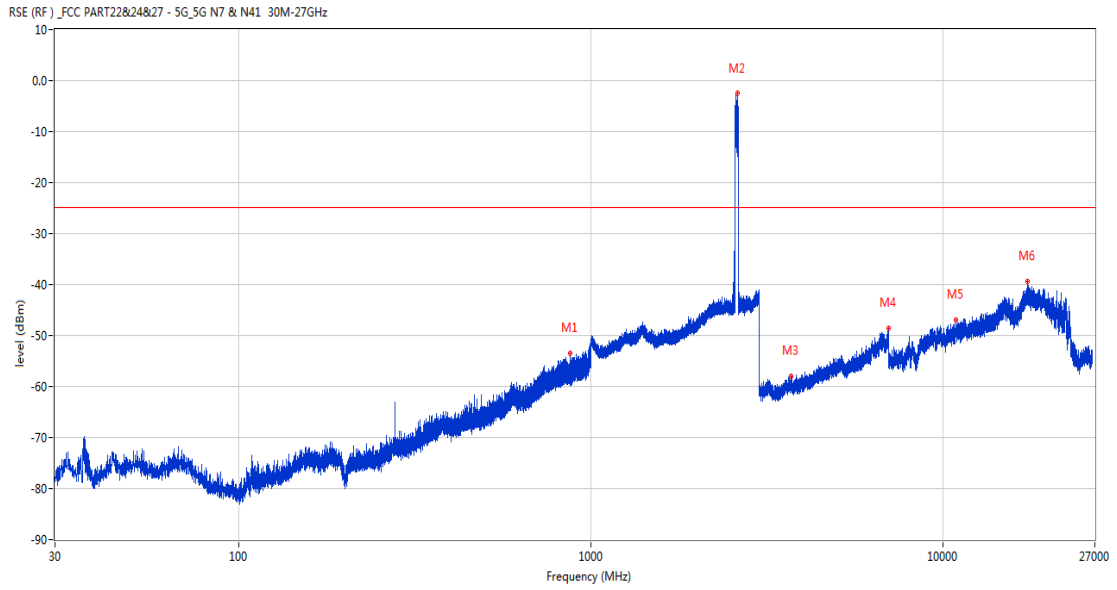
### 54.3 n41 BW100, PI/2 BPSK, Middle Channel

RSE-H&H n41 BW100 CH518598



Frequency (MHz)	Result (dBm)	Factor (dB)	PK Limit (dBm)	Over Limit (dB)	Table (o)	ANT	EUT	Verdict
800.422	-52.74	40.01	-25.0	-27.74	138.00	Horizontal	Horizontal	Pass
2581.300	6.36	45.97	-25.0	31.36	328.00	Horizontal	Horizontal	N/A
3964.800	-56.27	5.54	-25.0	-31.27	-3.00	Horizontal	Horizontal	Pass
6999.400	-47.86	13.65	-25.0	-22.86	279.00	Horizontal	Horizontal	Pass
11588.787	-46.82	17.78	-25.0	-21.82	242.00	Horizontal	Horizontal	Pass
18201.874	-39.47	22.27	-25.0	-14.47	6.00	Horizontal	Horizontal	Pass

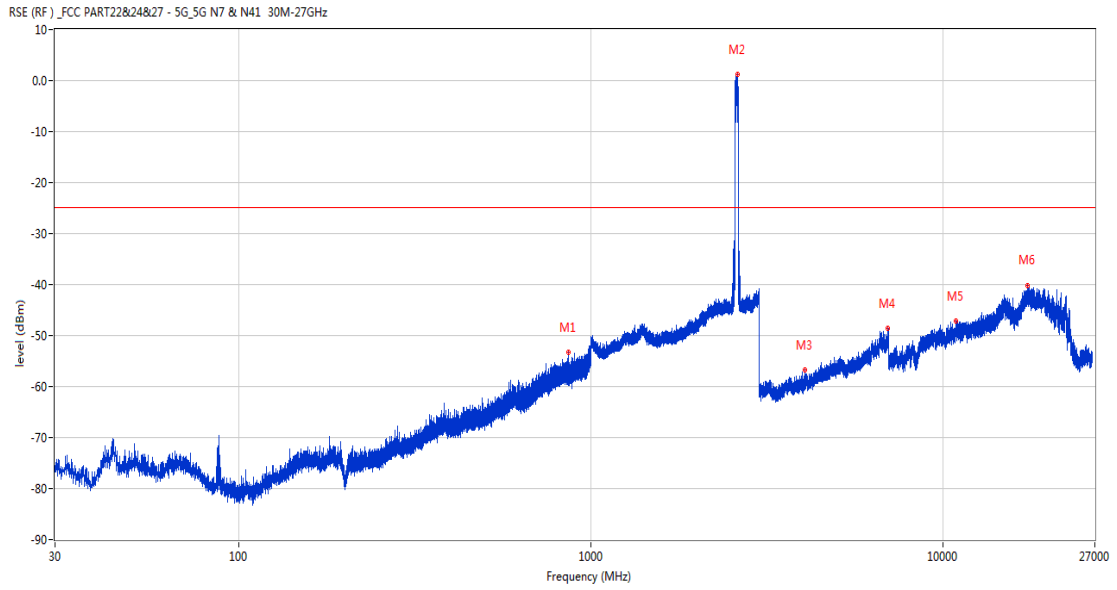
RSE-H&V n41 BW100 CH518598



Frequency (MHz)	Result (dBm)	Factor (dB)	PK Limit (dBm)	Over Limit (dB)	Table (o)	ANT	EUT	Verdict
874.482	-53.51	40.22	-25.0	-28.51	26.00	Horizontal	Vertical	Pass
2609.400	-2.49	46.08	-25.0	22.51	131.00	Horizontal	Vertical	N/A
3709.600	-58.00	4.45	-25.0	-33.00	-3.00	Horizontal	Vertical	Pass
6999.200	-48.49	13.65	-25.0	-23.49	-1.00	Horizontal	Vertical	Pass
10903.675	-46.93	17.69	-25.0	-21.93	361.00	Horizontal	Vertical	Pass
17420.925	-39.44	22.63	-25.0	-14.44	-3.00	Horizontal	Vertical	Pass

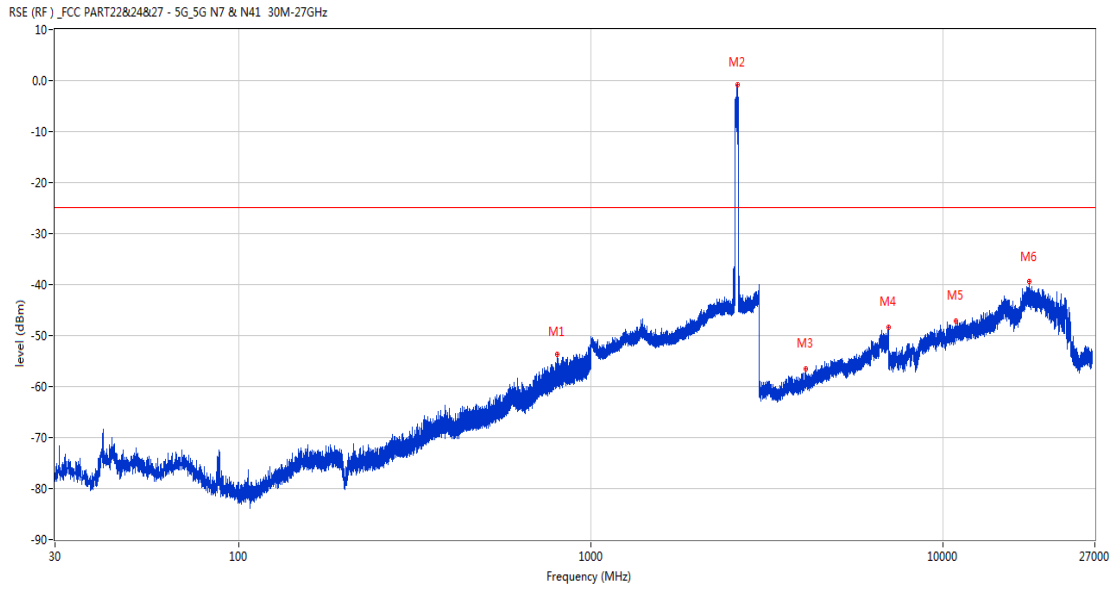


RSE-V&V n41 BW100 CH518598



Frequency (MHz)	Result (dBm)	Factor (dB)	PK Limit (dBm)	Over Limit (dB)	Table (o)	ANT	EUT	Verdict
862.211	-53.33	40.17	-25.0	-28.33	129.00	Vertical	Vertical	Pass
2604.400	1.15	45.96	-25.0	26.15	234.00	Vertical	Vertical	N/A
4058.800	-56.73	5.30	-25.0	-31.73	-3.00	Vertical	Vertical	Pass
6974.200	-48.67	13.70	-25.0	-23.67	-1.00	Vertical	Vertical	Pass
10855.663	-47.19	17.59	-25.0	-22.19	314.00	Vertical	Vertical	Pass
17385.224	-40.28	22.35	-25.0	-15.28	-1.00	Vertical	Vertical	Pass

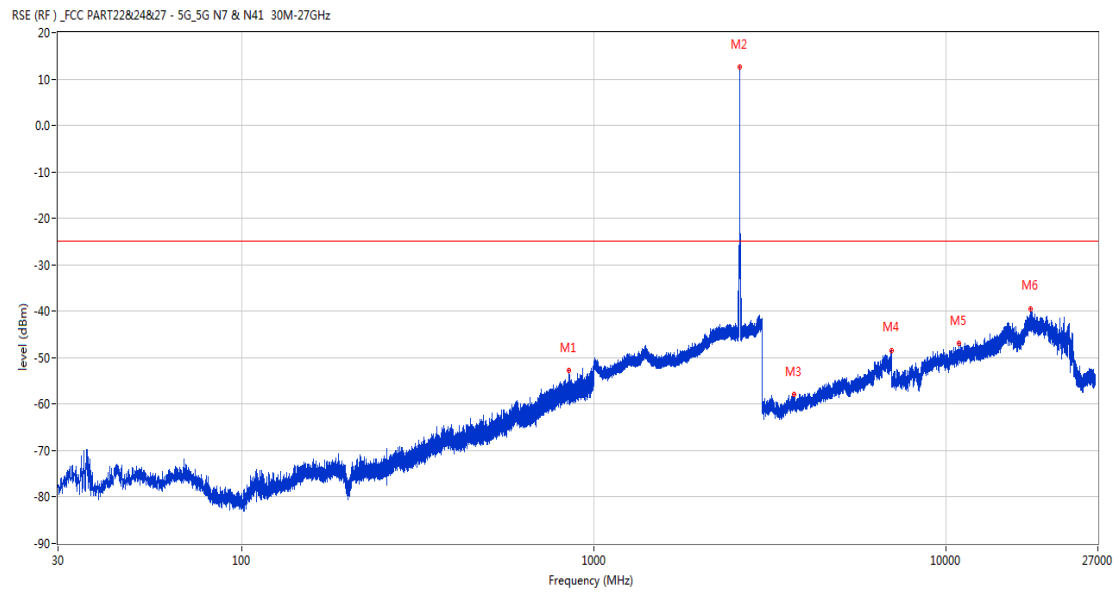
RSE-V&H n41 BW100 CH518598



Frequency (MHz)	Result (dBm)	Factor (dB)	PK Limit (dBm)	Over Limit (dB)	Table (o)	ANT	EUT	Verdict
801.344	-53.58	39.95	-25.0	-28.58	281.00	Vertical	Horizontal	Pass
2615.500	-0.77	46.09	-25.0	24.23	363.00	Vertical	Horizontal	N/A
4066.800	-56.57	4.77	-25.0	-31.57	316.00	Vertical	Horizontal	Pass
6999.200	-48.46	13.65	-25.0	-23.46	202.00	Vertical	Horizontal	Pass
10900.225	-47.20	17.72	-25.0	-22.20	47.00	Vertical	Horizontal	Pass
17588.136	-39.40	22.10	-25.0	-14.40	-3.00	Vertical	Horizontal	Pass

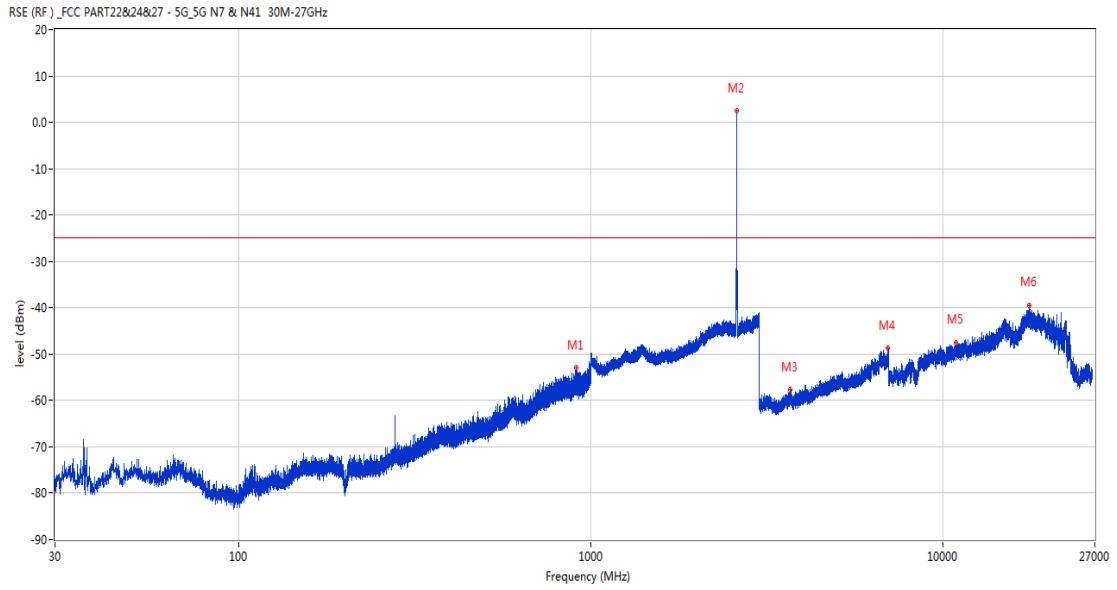
## 54.4 n41 BW10, QPSK, Middle Channel

RSE-H&H n41 BW10 CH518598



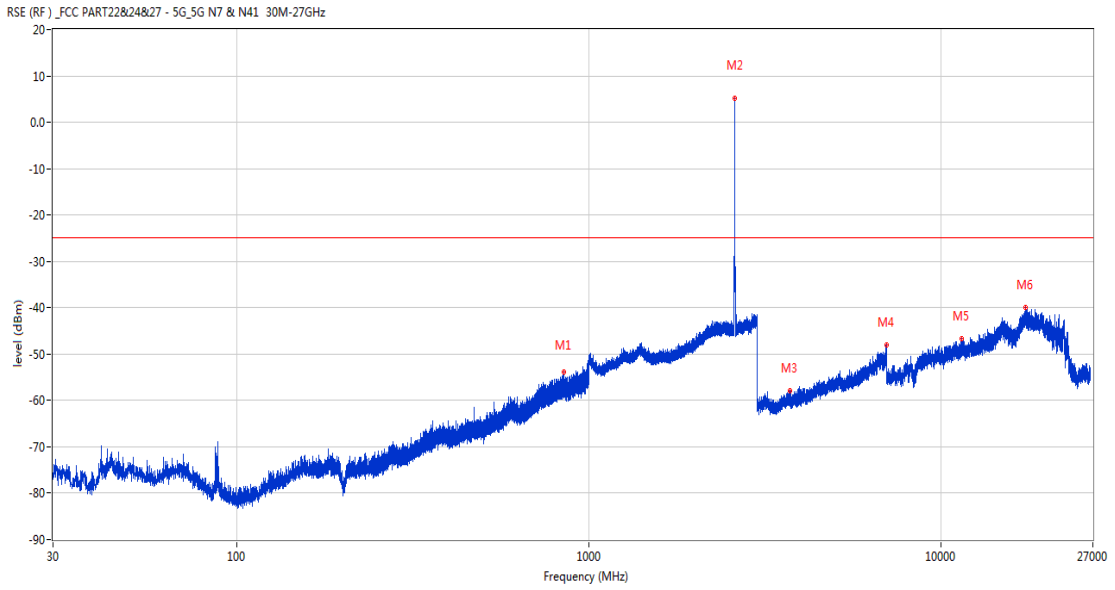
Frequency (MHz)	Result (dBm)	Factor (dB)	PK Limit (dBm)	Over Limit (dB)	Table (o)	ANT	EUT	Verdict
849.698	-52.81	40.49	-25.0	-27.81	159.00	Horizontal	Horizontal	Pass
2593.800	12.50	46.03	-25.0	37.50	326.00	Horizontal	Horizontal	N/A
3694.600	-57.99	5.16	-25.0	-32.99	133.00	Horizontal	Horizontal	Pass
6999.000	-48.57	13.64	-25.0	-23.57	203.00	Horizontal	Horizontal	Pass
10870.612	-46.90	17.32	-25.0	-21.90	238.00	Horizontal	Horizontal	Pass
17420.925	-39.52	22.63	-25.0	-14.52	360.00	Horizontal	Horizontal	Pass

RSE-H&V n41 BW10 CH518598



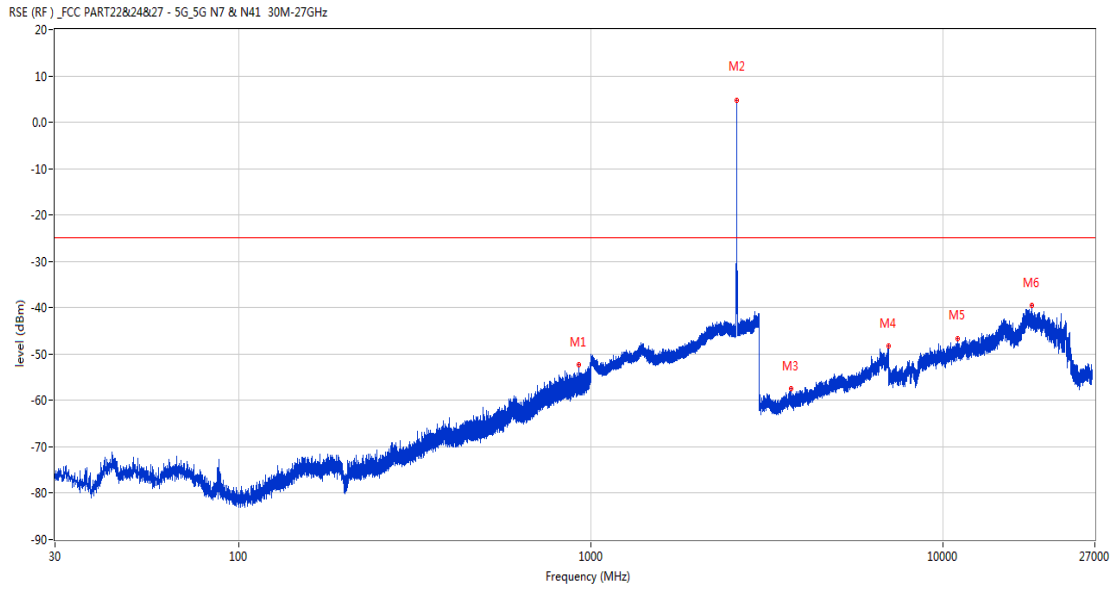
Frequency (MHz)	Result (dBm)	Factor (dB)	PK Limit (dBm)	Over Limit (dB)	Table (o)	ANT	EUT	Verdict
905.619	-53.07	41.00	-25.0	-28.07	301.00	Horizontal	Vertical	Pass
2596.400	2.51	46.04	-25.0	27.51	103.00	Horizontal	Vertical	N/A
3690.000	-57.76	5.01	-25.0	-32.76	354.00	Horizontal	Vertical	Pass
6978.200	-48.79	13.92	-25.0	-23.79	241.00	Horizontal	Vertical	Pass
10903.963	-47.68	17.69	-25.0	-22.68	-3.00	Horizontal	Vertical	Pass
17610.187	-39.45	21.88	-25.0	-14.45	201.00	Horizontal	Vertical	Pass

RSE-V&V n41 BW10 CH518598



Frequency (MHz)	Result (dBm)	Factor (dB)	PK Limit (dBm)	Over Limit (dB)	Table (o)	ANT	EUT	Verdict
846.304	-53.90	40.46	-25.0	-28.90	159.00	Vertical	Vertical	Pass
2596.700	5.19	46.02	-25.0	30.19	283.00	Vertical	Vertical	N/A
3718.000	-57.97	4.09	-25.0	-32.97	363.00	Vertical	Vertical	Pass
7000.000	-48.11	13.64	-25.0	-23.11	147.00	Vertical	Vertical	Pass
11474.076	-46.59	17.58	-25.0	-21.59	18.00	Vertical	Vertical	Pass
17429.324	-39.89	22.42	-25.0	-14.89	363.00	Vertical	Vertical	Pass

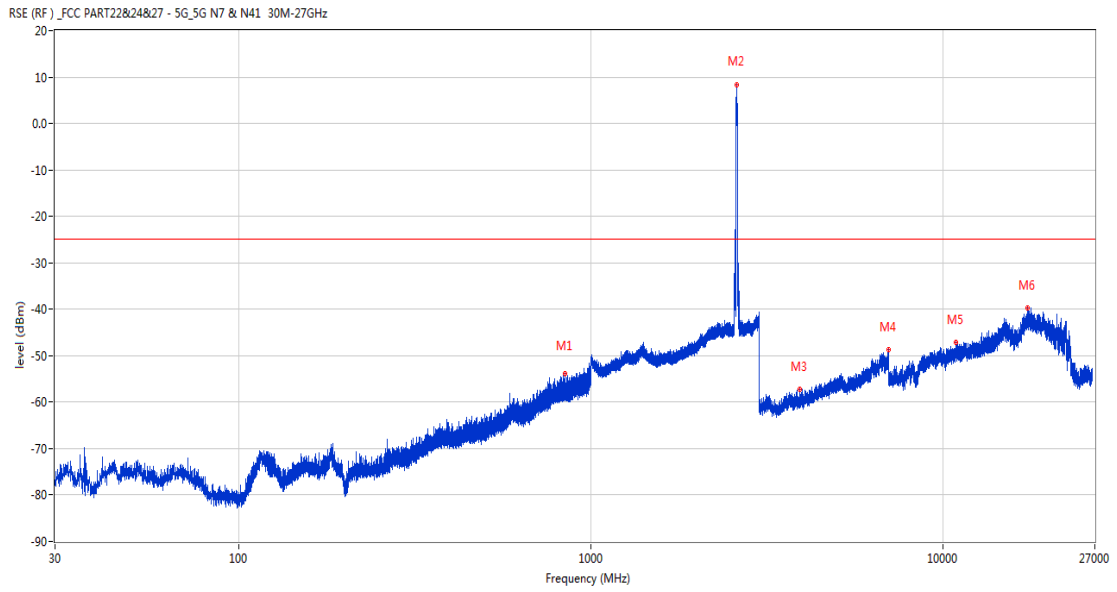
RSE-V&H n41 BW10 CH518598



Frequency (MHz)	Result (dBm)	Factor (dB)	PK Limit (dBm)	Over Limit (dB)	Table (o)	ANT	EUT	Verdict
924.825	-52.37	41.38	-25.0	-27.37	48.00	Vertical	Horizontal	Pass
2592.500	4.67	45.87	-25.0	29.67	86.00	Vertical	Horizontal	N/A
3692.200	-57.42	5.05	-25.0	-32.42	90.00	Vertical	Horizontal	Pass
6991.600	-48.17	13.52	-25.0	-23.17	144.00	Vertical	Horizontal	Pass
10988.488	-46.74	17.32	-25.0	-21.74	0.00	Vertical	Horizontal	Pass
17883.187	-39.38	22.69	-25.0	-14.38	219.00	Vertical	Horizontal	Pass

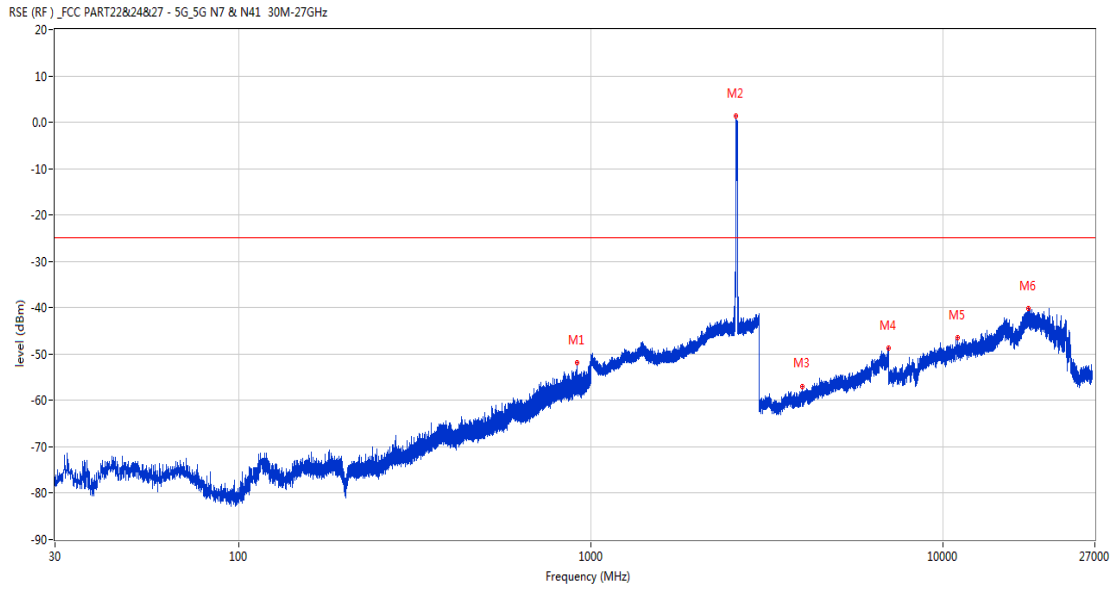
## 54.5 n41 BW60, QPSK, Middle Channel

RSE-H&H n41 BW60 CH518598



Frequency (MHz)	Result (dBm)	Factor (dB)	PK Limit (dBm)	Over Limit (dB)	Table (o)	ANT	EUT	Verdict
841.745	-53.79	40.77	-25.0	-28.79	258.00	Horizontal	Horizontal	Pass
2590.800	8.43	45.86	-25.0	33.43	149.00	Horizontal	Horizontal	N/A
3924.000	-57.12	4.96	-25.0	-32.12	360.00	Horizontal	Horizontal	Pass
6996.600	-48.68	13.58	-25.0	-23.68	254.00	Horizontal	Horizontal	Pass
10892.750	-47.04	17.51	-25.0	-22.04	360.00	Horizontal	Horizontal	Pass
17384.176	-39.77	22.33	-25.0	-14.77	165.00	Horizontal	Horizontal	Pass

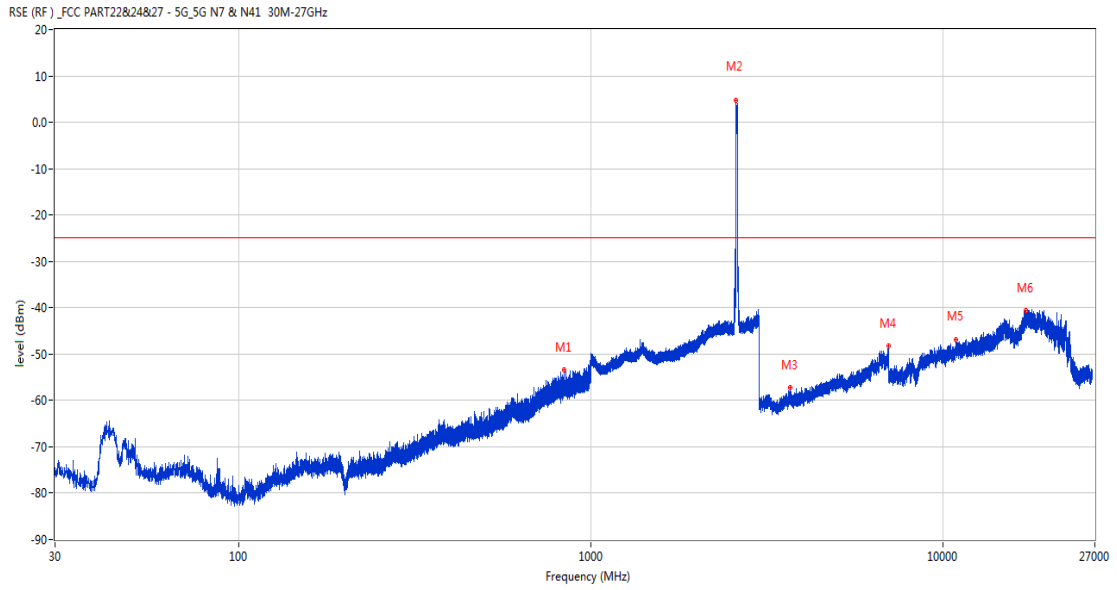
RSE-H&V n41 BW60 CH518598



Frequency (MHz)	Result (dBm)	Factor (dB)	PK Limit (dBm)	Over Limit (dB)	Table (o)	ANT	EUT	Verdict
910.663	-51.91	41.17	-25.0	-26.91	7.00	Horizontal	Vertical	Pass
2586.100	1.46	46.05	-25.0	26.46	110.00	Horizontal	Vertical	N/A
3974.400	-56.96	4.93	-25.0	-31.96	-3.00	Horizontal	Vertical	Pass
6997.000	-48.80	13.60	-25.0	-23.80	335.00	Horizontal	Vertical	Pass
11034.776	-46.44	16.76	-25.0	-21.44	360.00	Horizontal	Vertical	Pass
17472.901	-40.15	21.72	-25.0	-15.15	99.00	Horizontal	Vertical	Pass

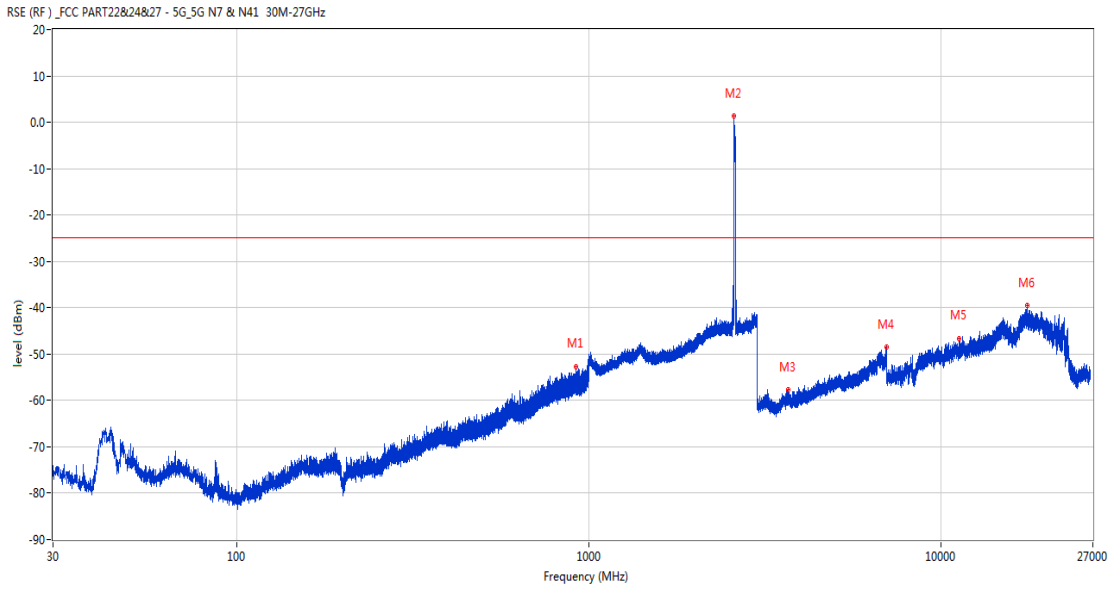


RSE-V&V n41 BW60 CH518598



Frequency (MHz)	Result (dBm)	Factor (dB)	PK Limit (dBm)	Over Limit (dB)	Table (o)	ANT	EUT	Verdict
837.574	-53.39	40.54	-25.0	-28.39	-1.00	Vertical	Vertical	Pass
2582.200	4.64	45.96	-25.0	29.64	363.00	Vertical	Vertical	N/A
3689.600	-57.15	4.99	-25.0	-32.15	-1.00	Vertical	Vertical	Pass
6986.200	-48.32	13.70	-25.0	-23.32	205.00	Vertical	Vertical	Pass
10893.038	-46.83	17.52	-25.0	-21.83	204.00	Vertical	Vertical	Pass
17192.026	-40.71	20.90	-25.0	-15.71	146.00	Vertical	Vertical	Pass

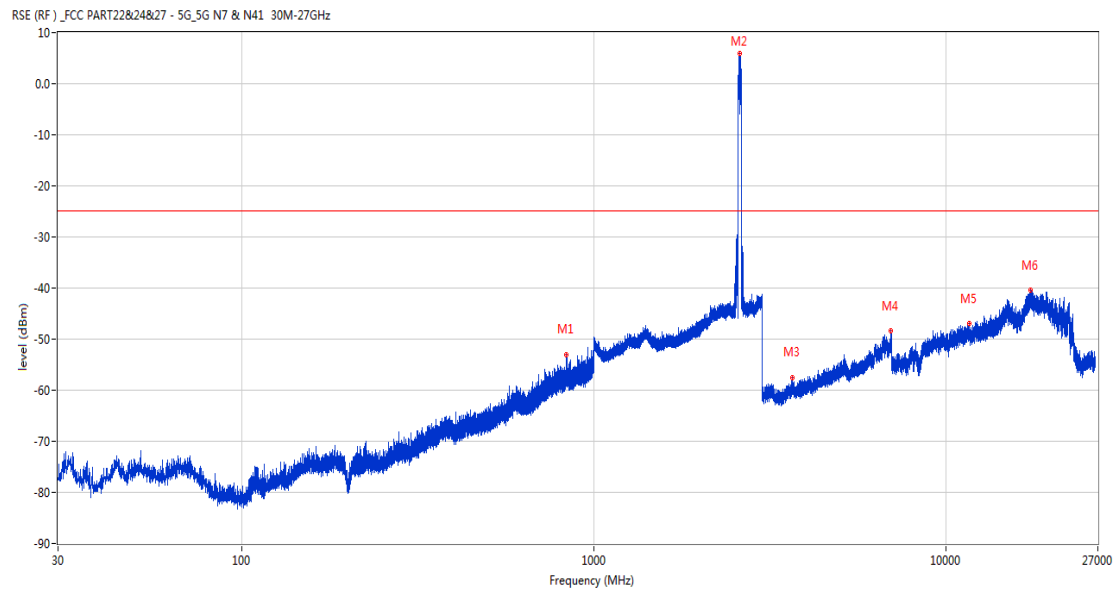
RSE-V&H n41 BW60 CH518598



Frequency (MHz)	Result (dBm)	Factor (dB)	PK Limit (dBm)	Over Limit (dB)	Table (o)	ANT	EUT	Verdict
915.513	-52.75	41.33	-25.0	-27.75	-1.00	Vertical	Horizontal	Pass
2584.700	1.27	45.85	-25.0	26.27	29.00	Vertical	Horizontal	N/A
3685.000	-57.71	4.75	-25.0	-32.71	-3.00	Vertical	Horizontal	Pass
6987.600	-48.53	13.63	-25.0	-23.53	170.00	Vertical	Horizontal	Pass
11269.375	-46.58	16.92	-25.0	-21.58	272.00	Vertical	Horizontal	Pass
17599.162	-39.56	21.98	-25.0	-14.56	147.00	Vertical	Horizontal	Pass

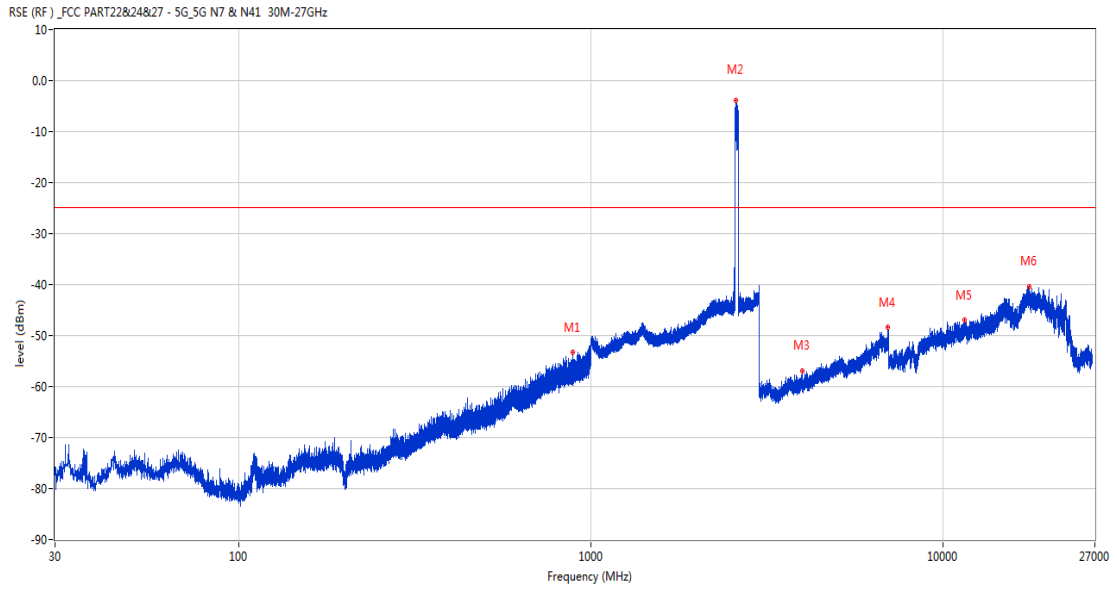
## 54.6 n41 BW100, QPSK, Middle Channel

RSE-H&H n41 BW100 CH518598



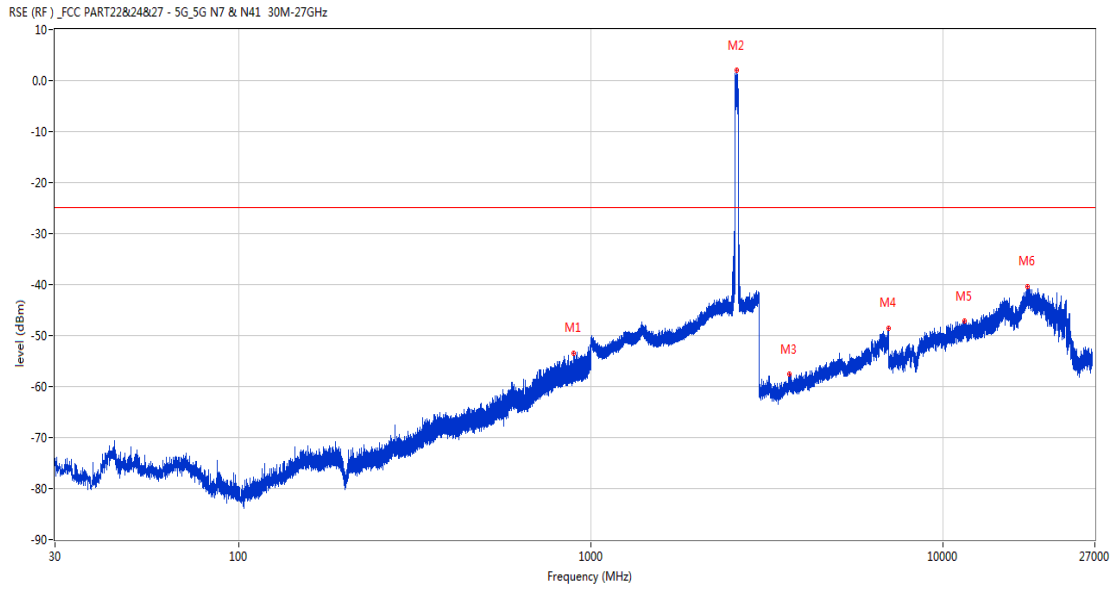
Frequency (MHz)	Result (dBm)	Factor (dB)	PK Limit (dBm)	Over Limit (dB)	Table (o)	ANT	EUT	Verdict
834.906	-53.05	40.50	-25.0	-28.05	265.00	Horizontal	Horizontal	Pass
2599.900	5.97	45.89	-25.0	30.97	351.00	Horizontal	Horizontal	N/A
3663.000	-57.63	3.83	-25.0	-32.63	347.00	Horizontal	Horizontal	Pass
6974.200	-48.29	13.70	-25.0	-23.29	267.00	Horizontal	Horizontal	Pass
11628.750	-47.01	17.41	-25.0	-22.01	13.00	Horizontal	Horizontal	Pass
17369.213	-40.36	21.84	-25.0	-15.36	-3.00	Horizontal	Horizontal	Pass

RSE-H&V n41 BW100 CH518598



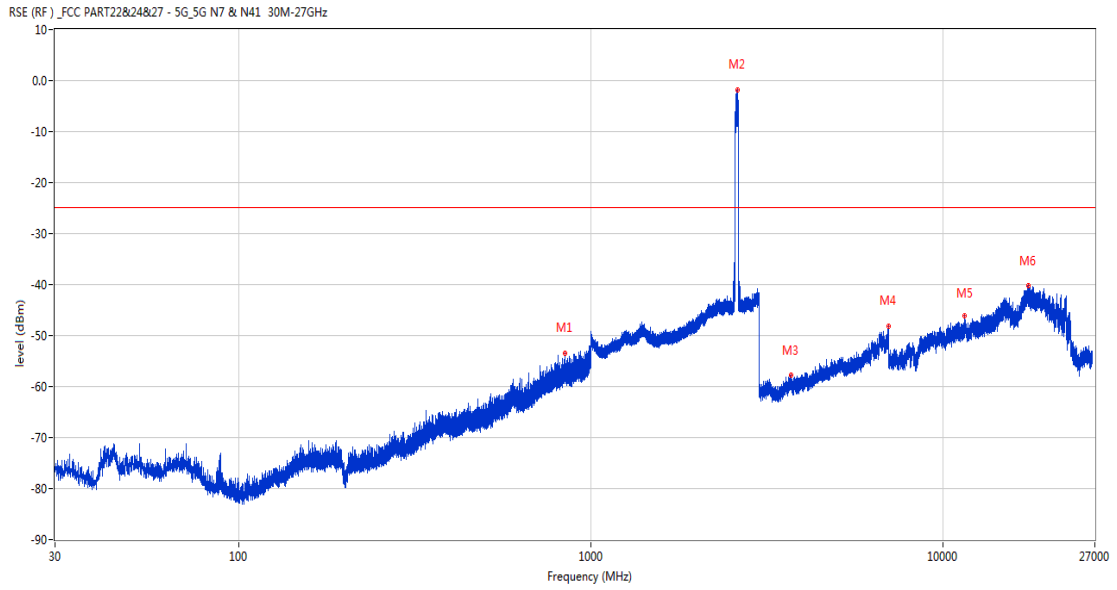
Frequency (MHz)	Result (dBm)	Factor (dB)	PK Limit (dBm)	Over Limit (dB)	Table (o)	ANT	EUT	Verdict
889.468	-53.28	40.63	-25.0	-28.28	-3.00	Horizontal	Vertical	Pass
2577.300	-3.97	45.99	-25.0	21.03	232.00	Horizontal	Vertical	N/A
3979.000	-56.84	4.76	-25.0	-31.84	80.00	Horizontal	Vertical	Pass
6980.000	-48.32	13.84	-25.0	-23.32	215.00	Horizontal	Vertical	Pass
11487.588	-47.01	17.73	-25.0	-22.01	55.00	Horizontal	Vertical	Pass
17602.050	-40.46	21.95	-25.0	-15.46	164.00	Horizontal	Vertical	Pass

RSE-V&V n41 BW100 CH518598



Frequency (MHz)	Result (dBm)	Factor (dB)	PK Limit (dBm)	Over Limit (dB)	Table (o)	ANT	EUT	Verdict
891.990	-53.56	40.84	-25.0	-28.56	178.00	Vertical	Vertical	Pass
2599.700	2.00	45.92	-25.0	27.00	273.00	Vertical	Vertical	N/A
3653.800	-57.47	4.27	-25.0	-32.47	350.00	Vertical	Vertical	Pass
6995.600	-48.63	13.55	-25.0	-23.63	-3.00	Vertical	Vertical	Pass
11524.100	-47.18	17.41	-25.0	-22.18	281.00	Vertical	Vertical	Pass
17432.214	-40.39	22.35	-25.0	-15.39	-3.00	Vertical	Vertical	Pass

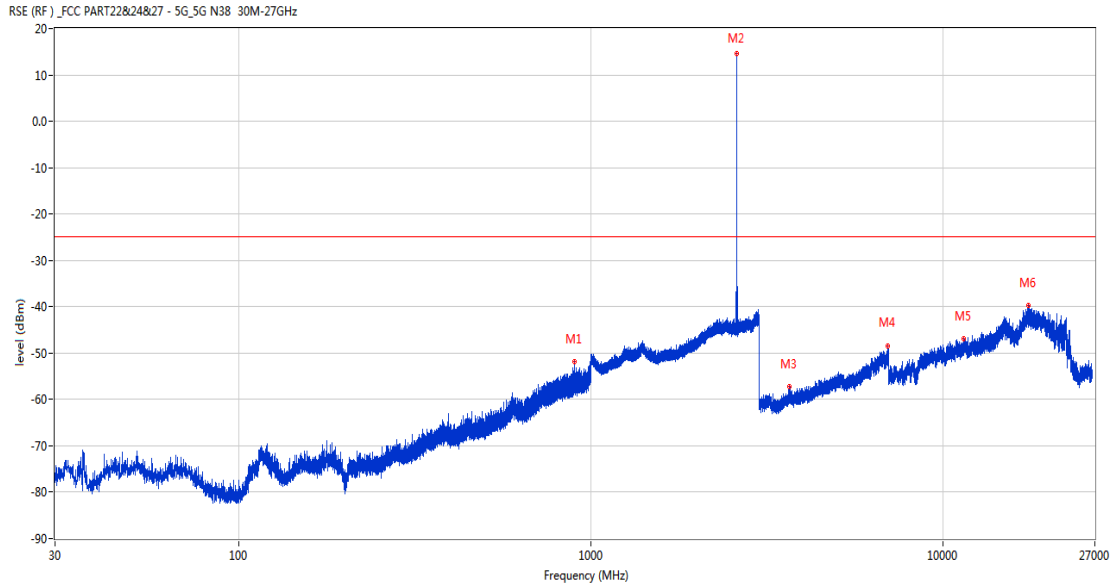
RSE-V&H n41 BW100 CH518598



Frequency (MHz)	Result (dBm)	Factor (dB)	PK Limit (dBm)	Over Limit (dB)	Table (o)	ANT	EUT	Verdict
844.121	-53.57	40.48	-25.0	-28.57	-1.00	Vertical	Horizontal	Pass
2604.600	-1.81	45.98	-25.0	23.19	13.00	Vertical	Horizontal	N/A
3702.200	-57.77	4.89	-25.0	-32.77	264.00	Vertical	Horizontal	Pass
6998.600	-48.25	13.64	-25.0	-23.25	-3.00	Vertical	Horizontal	Pass
11493.049	-46.04	17.76	-25.0	-21.04	53.00	Vertical	Horizontal	Pass
17470.276	-40.18	21.72	-25.0	-15.18	45.00	Vertical	Horizontal	Pass

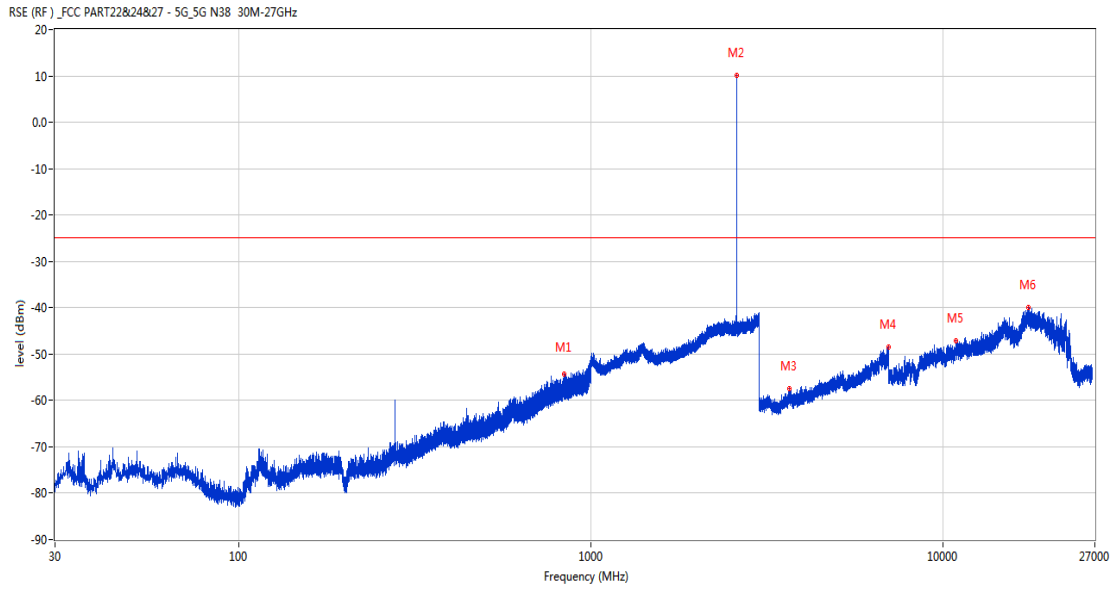
Antenna 4  
 55 n38  
 55.1 n38 BW10, PI/2 BPSK, Middle Channel

RSE-H&H n38 BW10 CH519000



Frequency (MHz)	Result (dBm)	Factor (dB)	PK Limit (dBm)	Over Limit (dB)	Table (o)	ANT	EUT	Verdict
899.993	-51.90	41.06	-25.0	-26.90	115.00	Horizontal	Horizontal	Pass
2592.600	14.69	45.87	-25.0	39.69	307.00	Horizontal	Horizontal	N/A
3650.400	-57.23	4.47	-25.0	-32.23	144.00	Horizontal	Horizontal	Pass
6976.600	-48.36	13.76	-25.0	-23.36	5.00	Horizontal	Horizontal	Pass
11479.825	-46.84	17.68	-25.0	-21.84	32.00	Horizontal	Horizontal	Pass
17468.963	-39.78	21.72	-25.0	-14.78	113.00	Horizontal	Horizontal	Pass

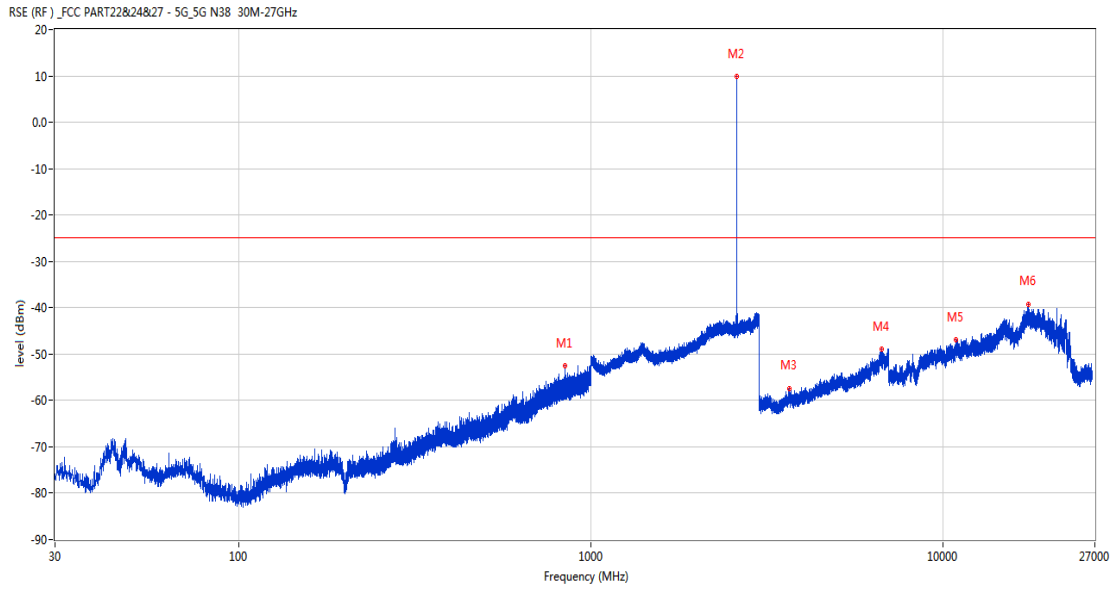
RSE-H&V n38 BW10 CH519000



Frequency (MHz)	Result (dBm)	Factor (dB)	PK Limit (dBm)	Over Limit (dB)	Table (o)	ANT	EUT	Verdict
839.708	-54.40	40.50	-25.0	-29.40	286.00	Horizontal	Vertical	Pass
2591.700	10.11	45.86	-25.0	35.11	121.00	Horizontal	Vertical	N/A
3653.000	-57.54	4.31	-25.0	-32.54	330.00	Horizontal	Vertical	Pass
6997.400	-48.49	13.61	-25.0	-23.49	6.00	Horizontal	Vertical	Pass
10860.550	-47.13	17.51	-25.0	-22.13	-1.00	Horizontal	Vertical	Pass
17466.864	-39.95	21.73	-25.0	-14.95	239.00	Horizontal	Vertical	Pass

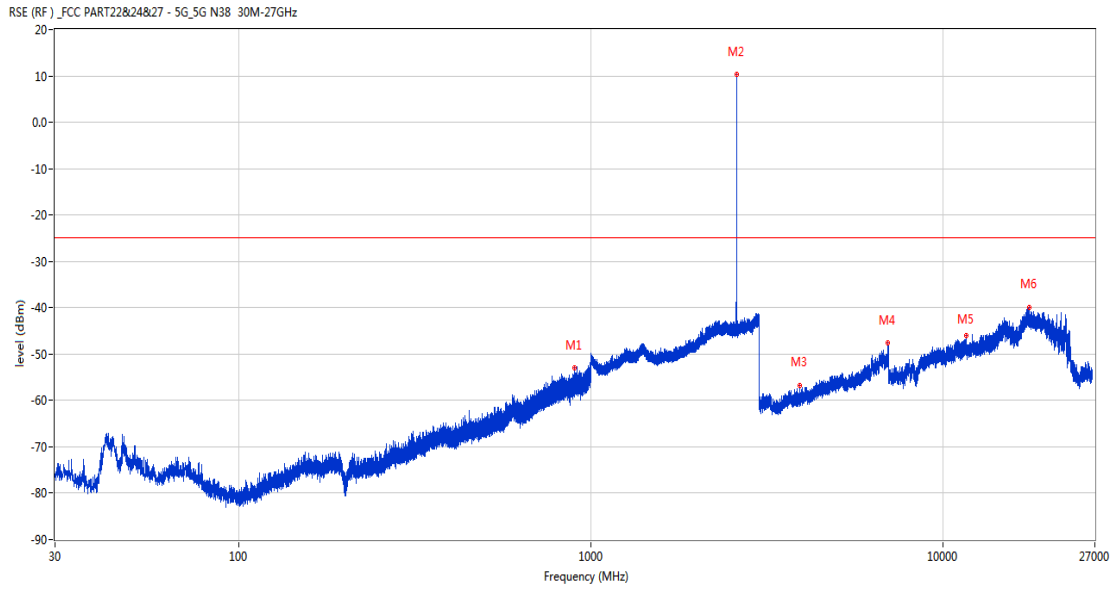


RSE-V&V n38 BW10 CH519000



Frequency (MHz)	Result (dBm)	Factor (dB)	PK Limit (dBm)	Over Limit (dB)	Table (o)	ANT	EUT	Verdict
841.065	-52.45	40.68	-25.0	-27.45	294.00	Vertical	Vertical	Pass
2592.800	10.01	45.88	-25.0	35.01	187.00	Vertical	Vertical	N/A
3653.400	-57.42	4.29	-25.0	-32.42	360.00	Vertical	Vertical	Pass
6678.800	-48.99	11.77	-25.0	-23.99	170.00	Vertical	Vertical	Pass
10861.125	-46.88	17.49	-25.0	-21.88	239.00	Vertical	Vertical	Pass
17469.489	-39.38	21.72	-25.0	-14.38	222.00	Vertical	Vertical	Pass

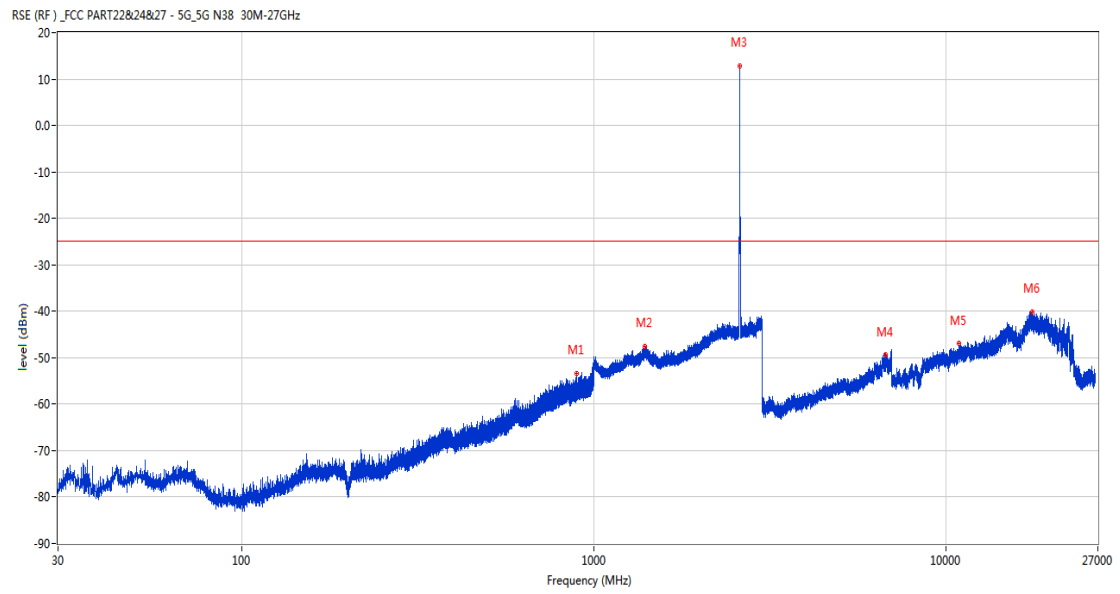
RSE-V&H n38 BW10 CH519000



Frequency (MHz)	Result (dBm)	Factor (dB)	PK Limit (dBm)	Over Limit (dB)	Table (o)	ANT	EUT	Verdict
899.023	-53.02	41.11	-25.0	-28.02	318.00	Vertical	Horizontal	Pass
2592.300	10.32	45.87	-25.0	35.32	36.00	Vertical	Horizontal	N/A
3924.800	-56.68	4.95	-25.0	-31.68	352.00	Vertical	Horizontal	Pass
6980.200	-47.60	13.82	-25.0	-22.60	222.00	Vertical	Horizontal	Pass
11632.487	-46.08	17.33	-25.0	-21.08	141.00	Vertical	Horizontal	Pass
17628.563	-39.92	21.61	-25.0	-14.92	199.00	Vertical	Horizontal	Pass

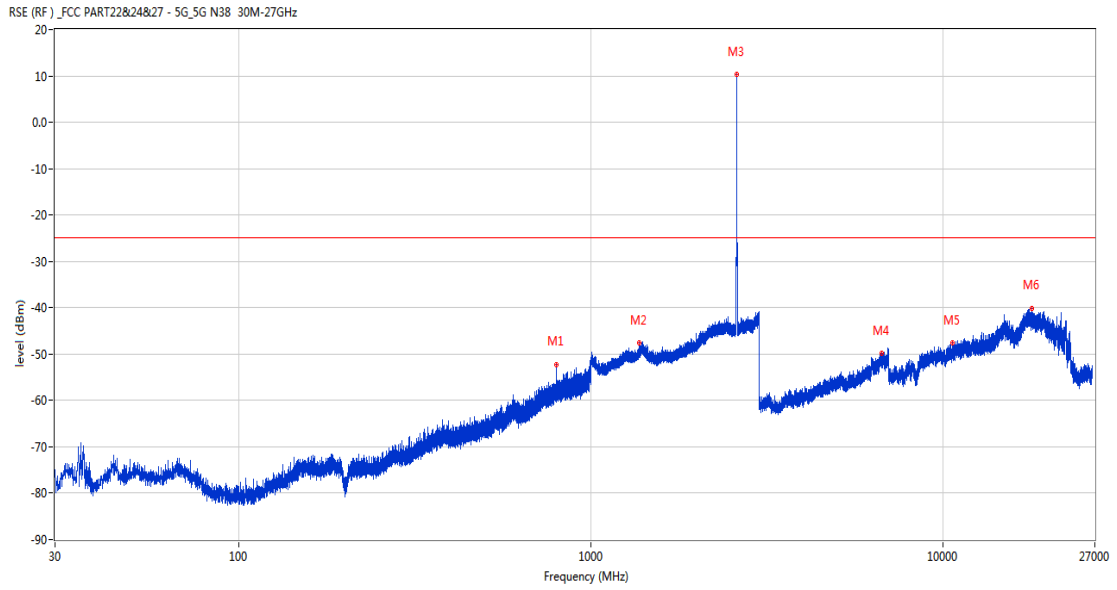
## 55.2 n38 BW15, PI/2 BPSK, Middle Channel

RSE-H&H n38 BW15 CH519000



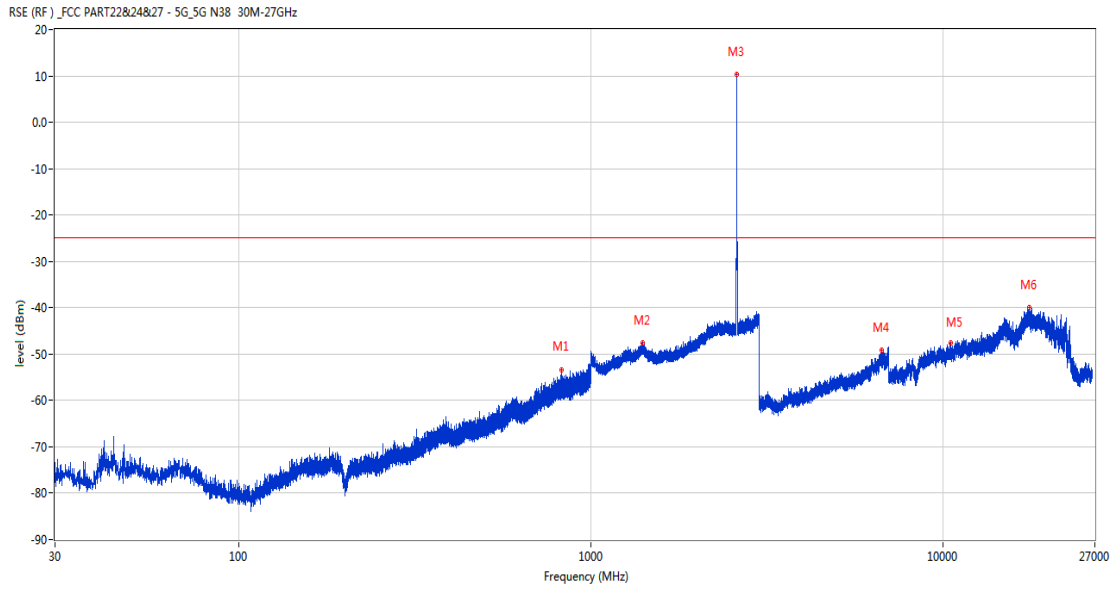
Frequency (MHz)	Result (dBm)	Factor (dB)	PK Limit (dBm)	Over Limit (dB)	Table (o)	ANT	EUT	Verdict
894.318	-53.50	40.82	-25.0	-28.50	363.00	Horizontal	Horizontal	Pass
1397.600	-47.48	45.16	-25.0	-22.48	359.00	Horizontal	Horizontal	Pass
2595.800	12.89	46.10	-25.0	37.89	73.00	Horizontal	Horizontal	N/A
6745.200	-49.42	11.87	-25.0	-24.42	57.00	Horizontal	Horizontal	Pass
10866.300	-46.96	17.40	-25.0	-21.96	321.00	Horizontal	Horizontal	Pass
17592.074	-40.21	22.06	-25.0	-15.21	91.00	Horizontal	Horizontal	Pass

RSE-H&V n38 BW15 CH519000



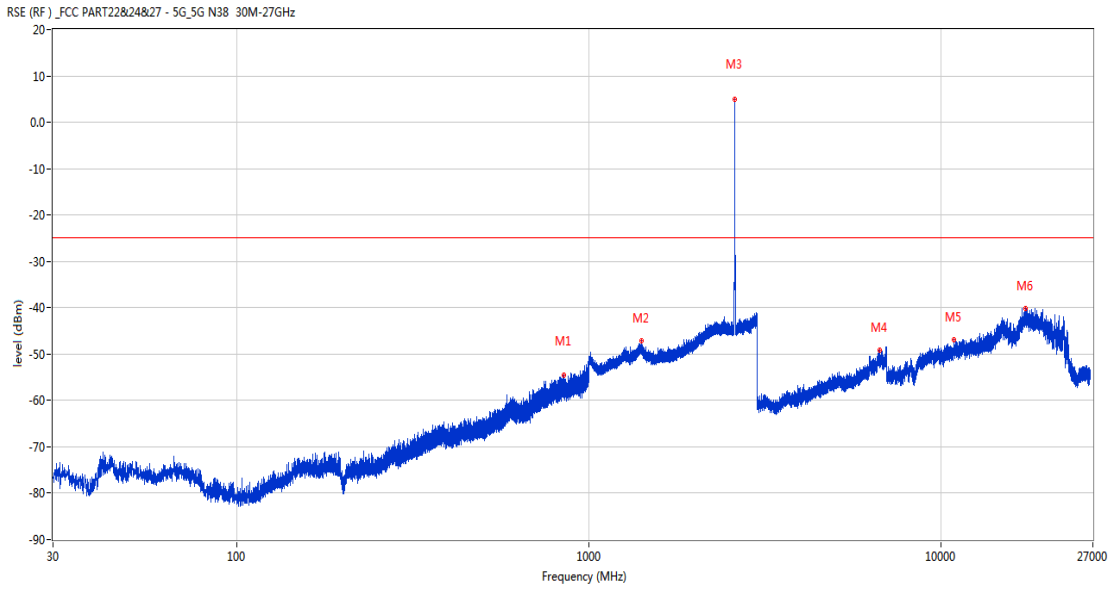
Frequency (MHz)	Result (dBm)	Factor (dB)	PK Limit (dBm)	Over Limit (dB)	Table (o)	ANT	EUT	Verdict
795.233	-52.20	39.78	-25.0	-27.20	363.00	Horizontal	Vertical	Pass
1369.700	-47.65	44.26	-25.0	-22.65	219.00	Horizontal	Vertical	Pass
2594.500	10.25	46.14	-25.0	35.25	-3.00	Horizontal	Vertical	N/A
6685.800	-49.80	12.03	-25.0	-24.80	203.00	Horizontal	Vertical	Pass
10623.938	-47.61	15.82	-25.0	-22.61	29.00	Horizontal	Vertical	Pass
17877.938	-40.22	22.59	-25.0	-15.22	61.00	Horizontal	Vertical	Pass

RSE-V&V n38 BW15 CH519000



Frequency (MHz)	Result (dBm)	Factor (dB)	PK Limit (dBm)	Over Limit (dB)	Table (o)	ANT	EUT	Verdict
824.333	-53.41	40.18	-25.0	-28.41	360.00	Vertical	Vertical	Pass
1402.500	-47.68	45.14	-25.0	-22.68	136.00	Vertical	Vertical	Pass
2596.600	10.36	46.02	-25.0	35.36	333.00	Vertical	Vertical	N/A
6681.400	-49.15	11.80	-25.0	-24.15	170.00	Vertical	Vertical	Pass
10535.099	-47.66	16.26	-25.0	-22.66	143.00	Vertical	Vertical	Pass
17600.213	-40.01	21.97	-25.0	-15.01	360.00	Vertical	Vertical	Pass

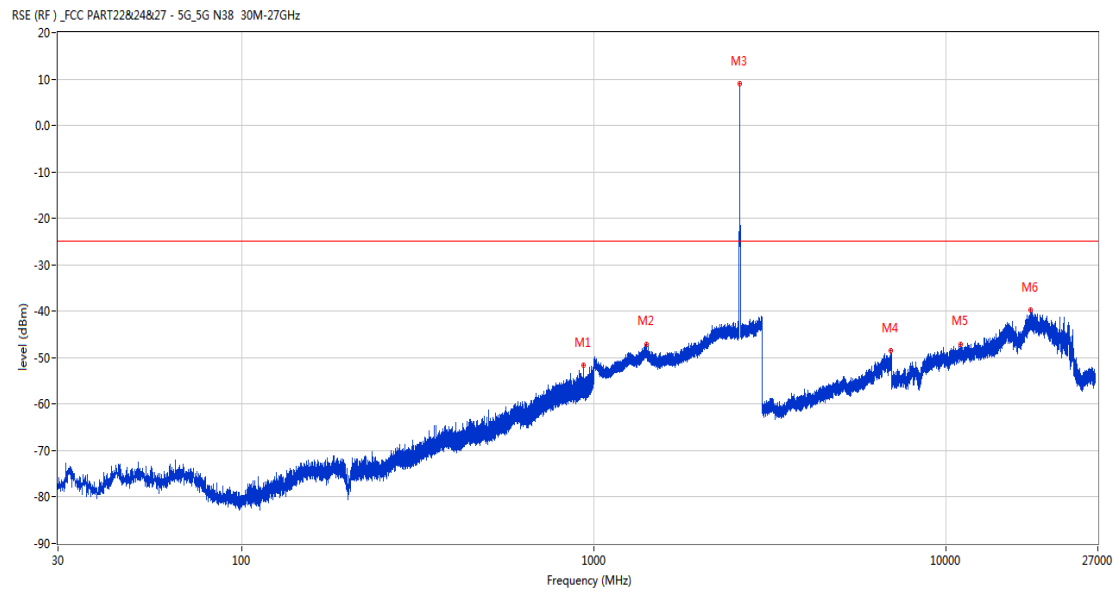
RSE-V&H n38 BW15 CH519000



Frequency (MHz)	Result (dBm)	Factor (dB)	PK Limit (dBm)	Over Limit (dB)	Table (o)	ANT	EUT	Verdict
846.206	-54.55	40.46	-25.0	-29.55	289.00	Vertical	Horizontal	Pass
1411.500	-47.23	44.80	-25.0	-22.23	360.00	Vertical	Horizontal	Pass
2597.600	4.87	46.00	-25.0	29.87	37.00	Vertical	Horizontal	N/A
6678.400	-49.19	11.76	-25.0	-24.19	209.00	Vertical	Horizontal	Pass
10899.937	-46.89	17.72	-25.0	-21.89	279.00	Vertical	Horizontal	Pass
17425.912	-40.25	22.50	-25.0	-15.25	186.00	Vertical	Horizontal	Pass

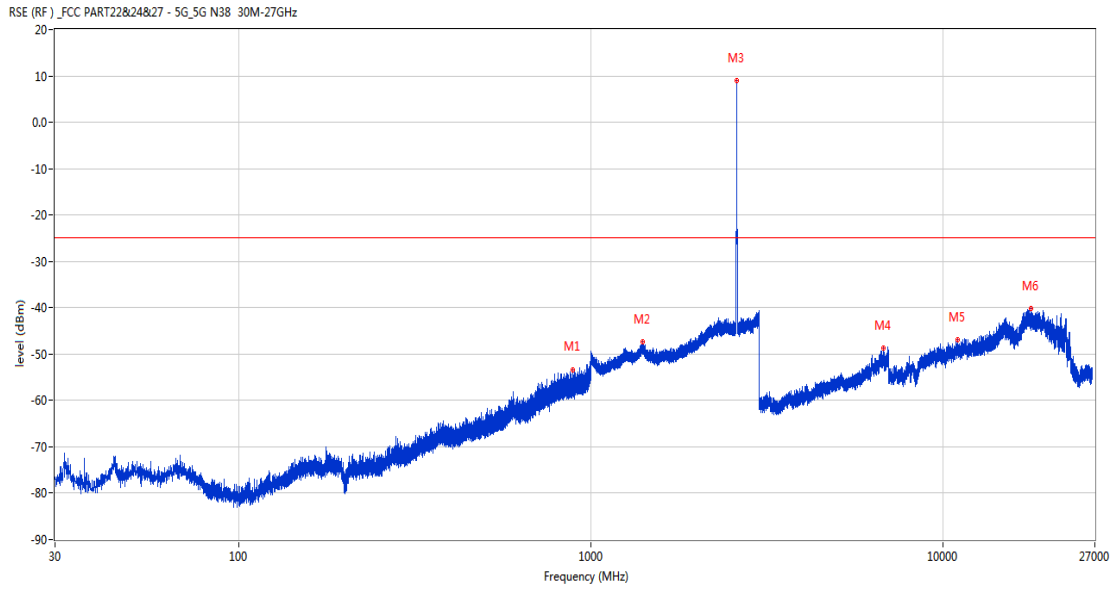
### 55.3 n38 BW20, PI/2 BPSK, Middle Channel

RSE-H&H n38 BW20 CH519000



Frequency (MHz)	Result (dBm)	Factor (dB)	PK Limit (dBm)	Over Limit (dB)	Table (o)	ANT	EUT	Verdict
933.264	-51.64	41.28	-25.0	-26.64	57.00	Horizontal	Horizontal	Pass
1408.200	-47.07	44.92	-25.0	-22.07	64.00	Horizontal	Horizontal	Pass
2598.600	8.94	46.00	-25.0	33.94	226.00	Horizontal	Horizontal	N/A
6973.200	-48.43	13.67	-25.0	-23.43	125.00	Horizontal	Horizontal	Pass
10994.813	-47.10	17.41	-25.0	-22.10	268.00	Horizontal	Horizontal	Pass
17418.562	-39.73	22.66	-25.0	-14.73	127.00	Horizontal	Horizontal	Pass

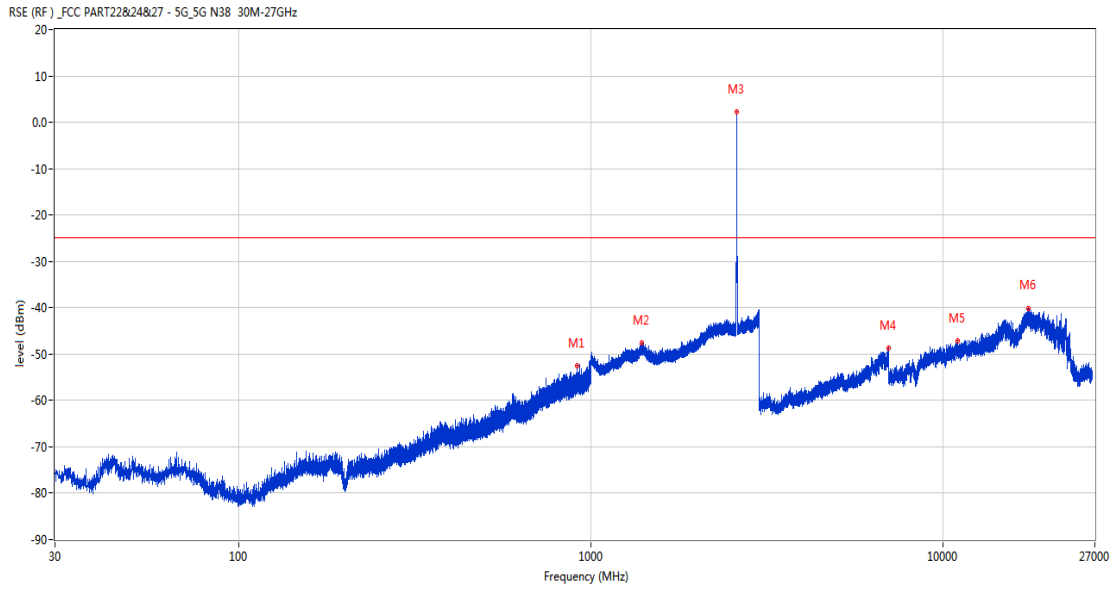
RSE-H&V n38 BW20 CH519000



Frequency (MHz)	Result (dBm)	Factor (dB)	PK Limit (dBm)	Over Limit (dB)	Table (o)	ANT	EUT	Verdict
887.868	-53.31	40.51	-25.0	-28.31	334.00	Horizontal	Vertical	Pass
1397.900	-47.45	45.16	-25.0	-22.45	212.00	Horizontal	Vertical	Pass
2595.300	9.03	46.15	-25.0	34.03	360.00	Horizontal	Vertical	N/A
6769.600	-48.78	11.49	-25.0	-23.78	134.00	Horizontal	Vertical	Pass
10987.050	-46.97	17.29	-25.0	-21.97	98.00	Horizontal	Vertical	Pass
17790.788	-40.24	21.21	-25.0	-15.24	224.00	Horizontal	Vertical	Pass

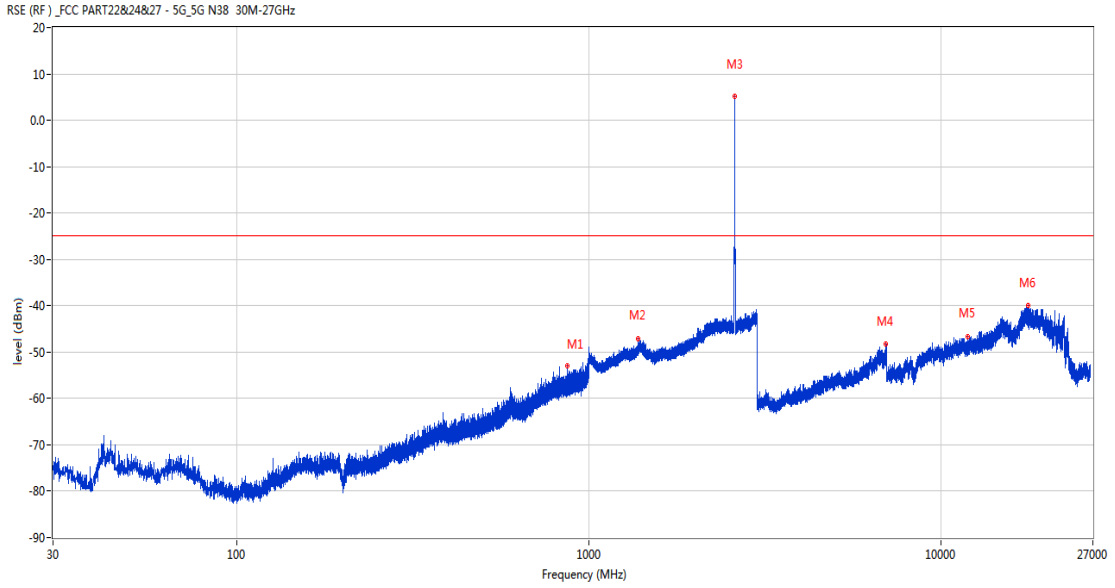


RSE-V&V n38 BW20 CH519000



Frequency (MHz)	Result (dBm)	Factor (dB)	PK Limit (dBm)	Over Limit (dB)	Table (o)	ANT	EUT	Verdict
914.058	-52.56	41.27	-25.0	-27.56	260.00	Vertical	Vertical	Pass
1392.700	-47.62	45.02	-25.0	-22.62	217.00	Vertical	Vertical	Pass
2598.200	2.28	46.00	-25.0	27.28	104.00	Vertical	Vertical	N/A
6989.600	-48.68	13.45	-25.0	-23.68	360.00	Vertical	Vertical	Pass
11027.013	-47.14	16.89	-25.0	-22.14	164.00	Vertical	Vertical	Pass
17473.688	-40.27	21.71	-25.0	-15.27	315.00	Vertical	Vertical	Pass

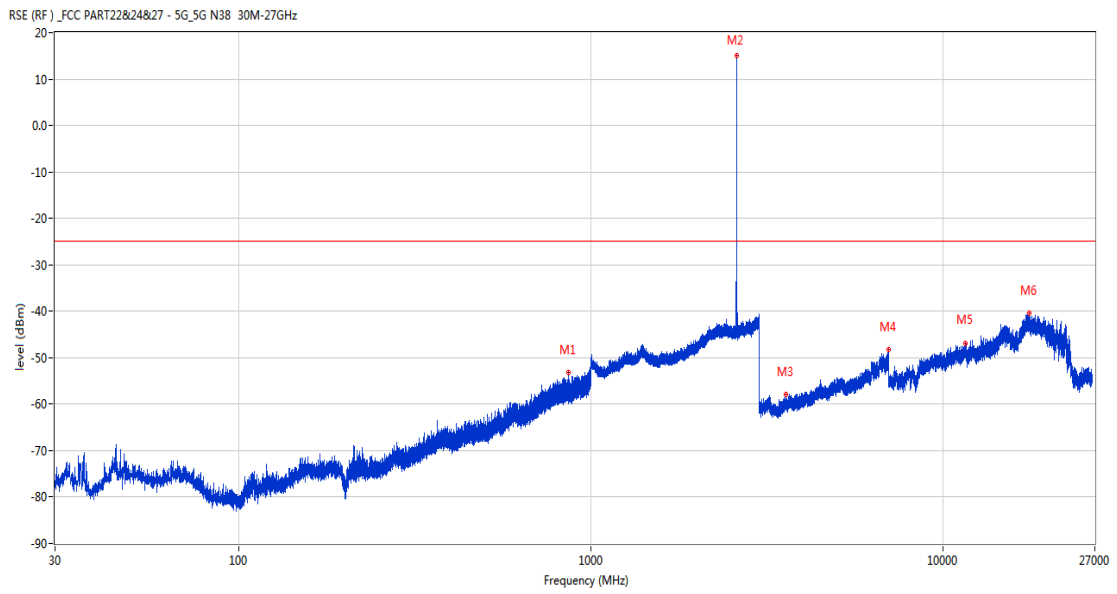
RSE-V&H n38 BW20 CH519000



Frequency (MHz)	Result (dBm)	Factor (dB)	PK Limit (dBm)	Over Limit (dB)	Table (o)	ANT	EUT	Verdict
867.935	-52.97	40.17	-25.0	-27.97	23.00	Vertical	Horizontal	Pass
1380.800	-47.21	44.78	-25.0	-22.21	335.00	Vertical	Horizontal	Pass
2596.400	5.07	46.04	-25.0	30.07	29.00	Vertical	Horizontal	N/A
6978.800	-48.30	13.94	-25.0	-23.30	307.00	Vertical	Horizontal	Pass
11919.988	-46.71	18.34	-25.0	-21.71	84.00	Vertical	Horizontal	Pass
17634.075	-39.99	21.50	-25.0	-14.99	83.00	Vertical	Horizontal	Pass

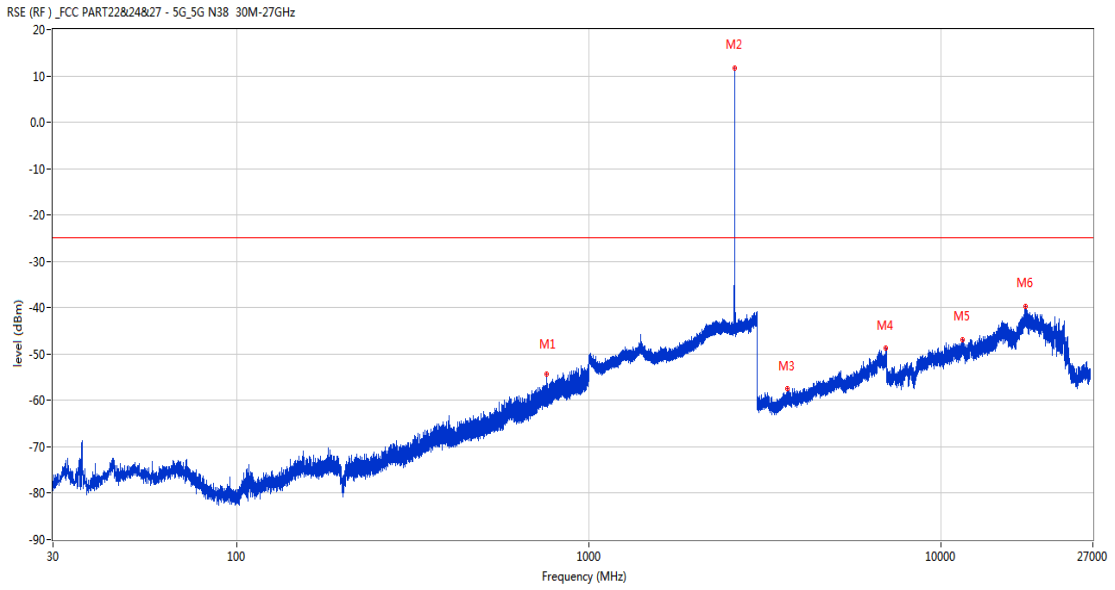
## 55.4 n38 BW10, QPSK, Middle Channel

RSE-H&H n38 BW10 CH519000



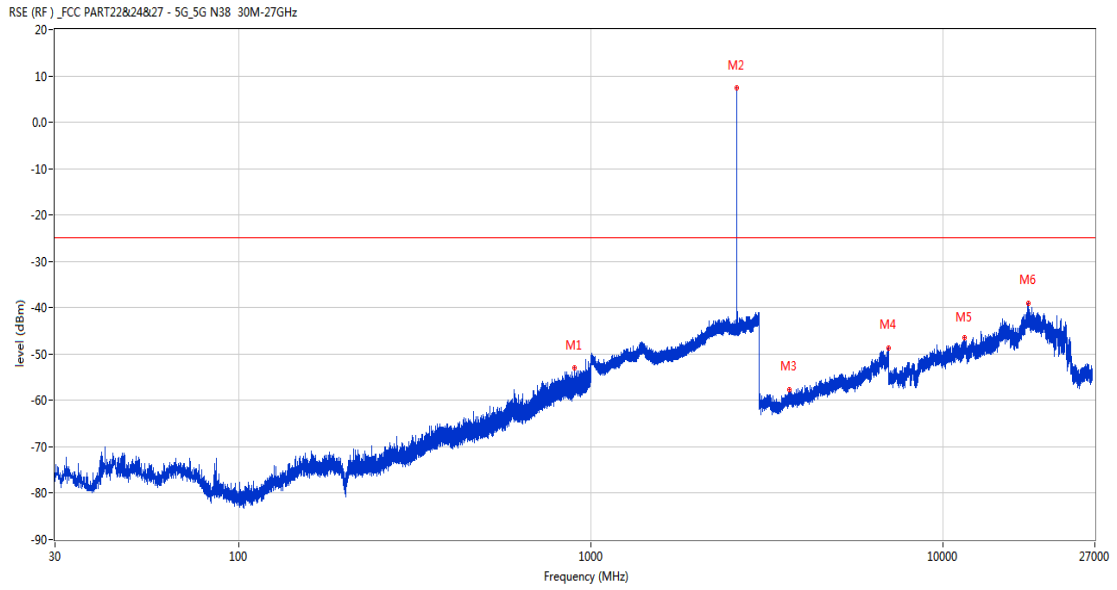
Frequency (MHz)	Result (dBm)	Factor (dB)	PK Limit (dBm)	Over Limit (dB)	Table (o)	ANT	EUT	Verdict
860.514	-53.26	40.18	-25.0	-28.26	81.00	Horizontal	Horizontal	Pass
2592.000	15.06	45.86	-25.0	40.06	317.00	Horizontal	Horizontal	N/A
3574.800	-57.97	3.95	-25.0	-32.97	195.00	Horizontal	Horizontal	Pass
7000.000	-48.28	13.64	-25.0	-23.28	356.00	Horizontal	Horizontal	Pass
11589.650	-46.98	17.80	-25.0	-21.98	-3.00	Horizontal	Horizontal	Pass
17601.788	-40.32	21.95	-25.0	-15.32	69.00	Horizontal	Horizontal	Pass

RSE-H&V n38 BW10 CH519000



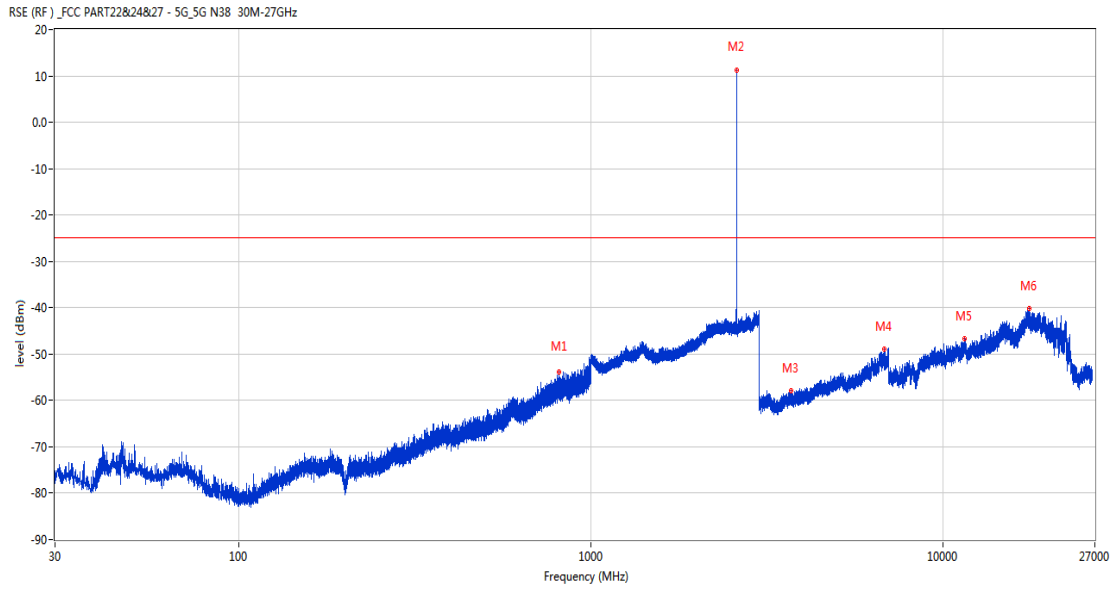
Frequency (MHz)	Result (dBm)	Factor (dB)	PK Limit (dBm)	Over Limit (dB)	Table (o)	ANT	EUT	Verdict
758.373	-54.30	38.76	-25.0	-29.30	45.00	Horizontal	Vertical	Pass
2592.900	11.61	45.90	-25.0	36.61	-3.00	Horizontal	Vertical	N/A
3654.000	-57.35	4.26	-25.0	-32.35	106.00	Horizontal	Vertical	Pass
6979.600	-48.69	13.87	-25.0	-23.69	278.00	Horizontal	Vertical	Pass
11494.487	-46.97	17.77	-25.0	-21.97	249.00	Horizontal	Vertical	Pass
17431.163	-39.71	22.37	-25.0	-14.71	153.00	Horizontal	Vertical	Pass

RSE-V&V n38 BW10 CH519000



Frequency (MHz)	Result (dBm)	Factor (dB)	PK Limit (dBm)	Over Limit (dB)	Table (o)	ANT	EUT	Verdict
896.210	-53.03	40.86	-25.0	-28.03	87.00	Vertical	Vertical	Pass
2592.700	7.42	45.87	-25.0	32.42	65.00	Vertical	Vertical	N/A
3649.800	-57.60	4.47	-25.0	-32.60	269.00	Vertical	Vertical	Pass
6999.800	-48.76	13.65	-25.0	-23.76	127.00	Vertical	Vertical	Pass
11517.776	-46.36	17.52	-25.0	-21.36	303.00	Vertical	Vertical	Pass
17436.150	-39.10	22.25	-25.0	-14.10	363.00	Vertical	Vertical	Pass

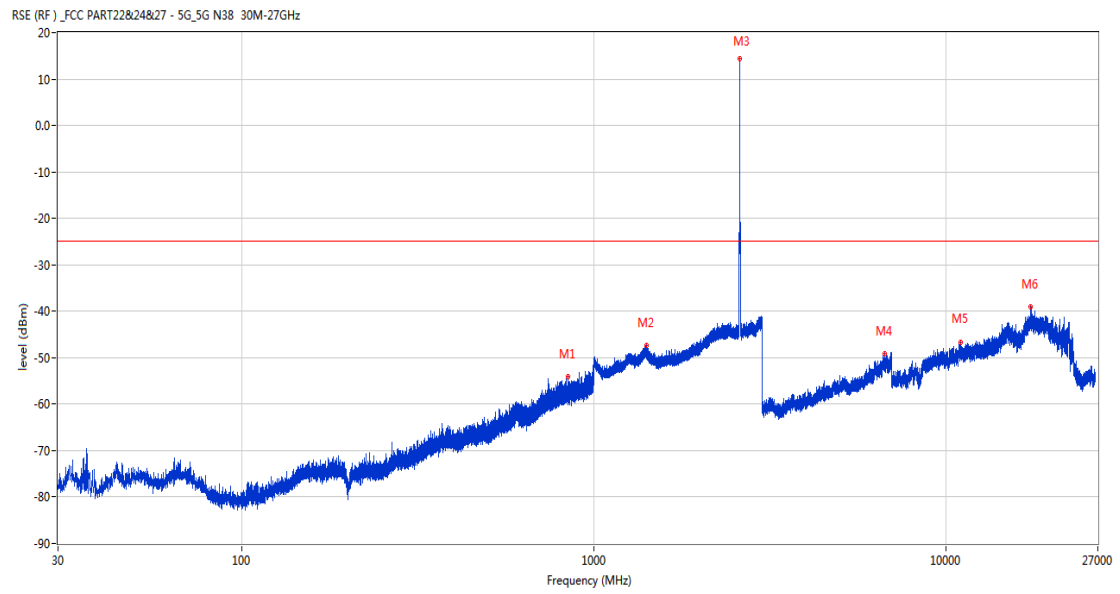
RSE-V&H n38 BW10 CH519000



Frequency (MHz)	Result (dBm)	Factor (dB)	PK Limit (dBm)	Over Limit (dB)	Table (o)	ANT	EUT	Verdict
812.499	-53.91	40.10	-25.0	-28.91	203.00	Vertical	Horizontal	Pass
2592.900	11.26	45.90	-25.0	36.26	29.00	Vertical	Horizontal	N/A
3702.600	-57.80	4.89	-25.0	-32.80	229.00	Vertical	Horizontal	Pass
6792.400	-48.83	12.32	-25.0	-23.83	338.00	Vertical	Horizontal	Pass
11492.763	-46.67	17.76	-25.0	-21.67	41.00	Vertical	Horizontal	Pass
17594.962	-40.07	22.03	-25.0	-15.07	0.00	Vertical	Horizontal	Pass

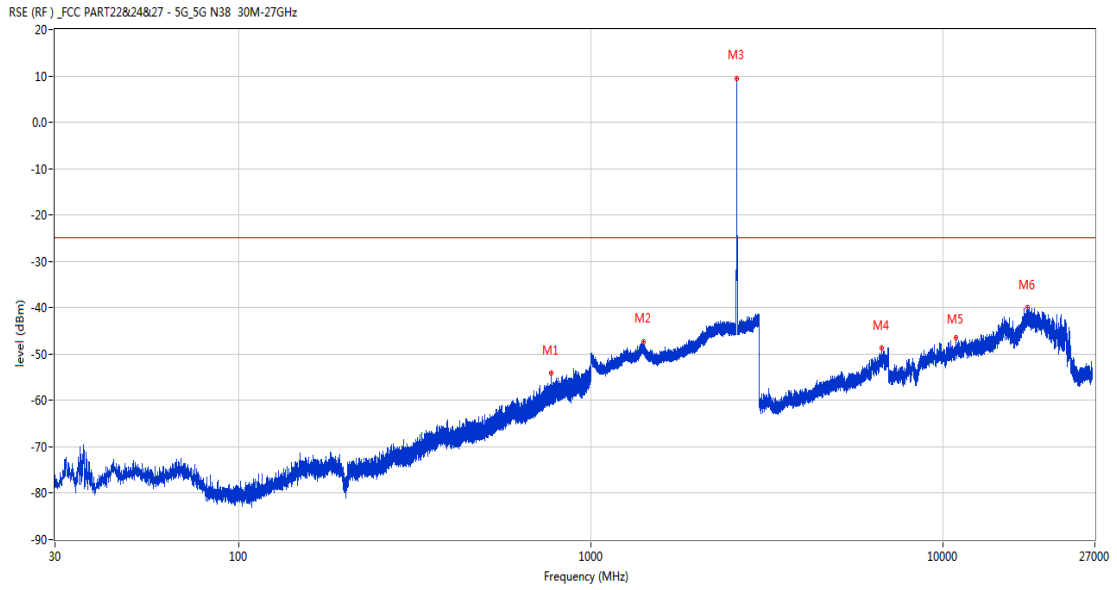
## 55.5 n38 BW15, QPSK, Middle Channel

RSE-H&H n38 BW15 CH519000



Frequency (MHz)	Result (dBm)	Factor (dB)	PK Limit (dBm)	Over Limit (dB)	Table (o)	ANT	EUT	Verdict
841.890	-54.18	40.75	-25.0	-29.18	233.00	Horizontal	Horizontal	Pass
1406.500	-47.27	44.95	-25.0	-22.27	228.00	Horizontal	Horizontal	Pass
2592.200	14.28	45.87	-25.0	39.28	96.00	Horizontal	Horizontal	N/A
6678.800	-49.13	11.77	-25.0	-24.13	363.00	Horizontal	Horizontal	Pass
10988.775	-46.67	17.32	-25.0	-21.67	0.00	Horizontal	Horizontal	Pass
17421.713	-39.02	22.61	-25.0	-14.02	2.00	Horizontal	Horizontal	Pass

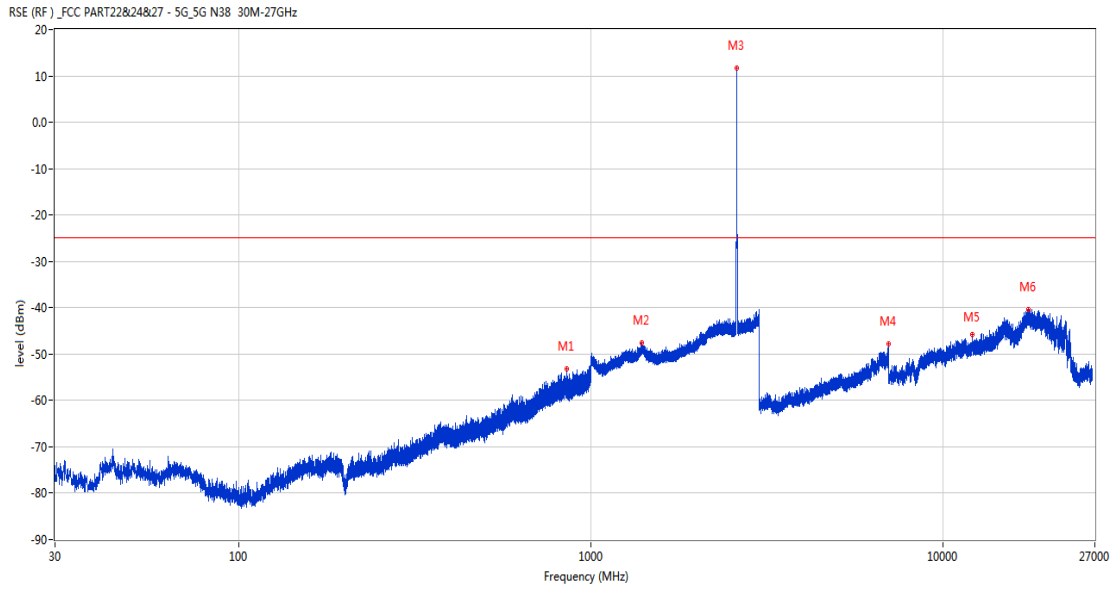
RSE-H&V n38 BW15 CH519000



Frequency (MHz)	Result (dBm)	Factor (dB)	PK Limit (dBm)	Over Limit (dB)	Table (o)	ANT	EUT	Verdict
768.703	-54.12	39.11	-25.0	-29.12	363.00	Horizontal	Vertical	Pass
1409.400	-47.28	44.88	-25.0	-22.28	207.00	Horizontal	Vertical	Pass
2597.300	9.47	45.99	-25.0	34.47	-2.00	Horizontal	Vertical	N/A
6689.600	-48.76	11.86	-25.0	-23.76	215.00	Horizontal	Vertical	Pass
10852.787	-46.49	17.63	-25.0	-21.49	4.00	Horizontal	Vertical	Pass
17431.163	-39.97	22.37	-25.0	-14.97	132.00	Horizontal	Vertical	Pass

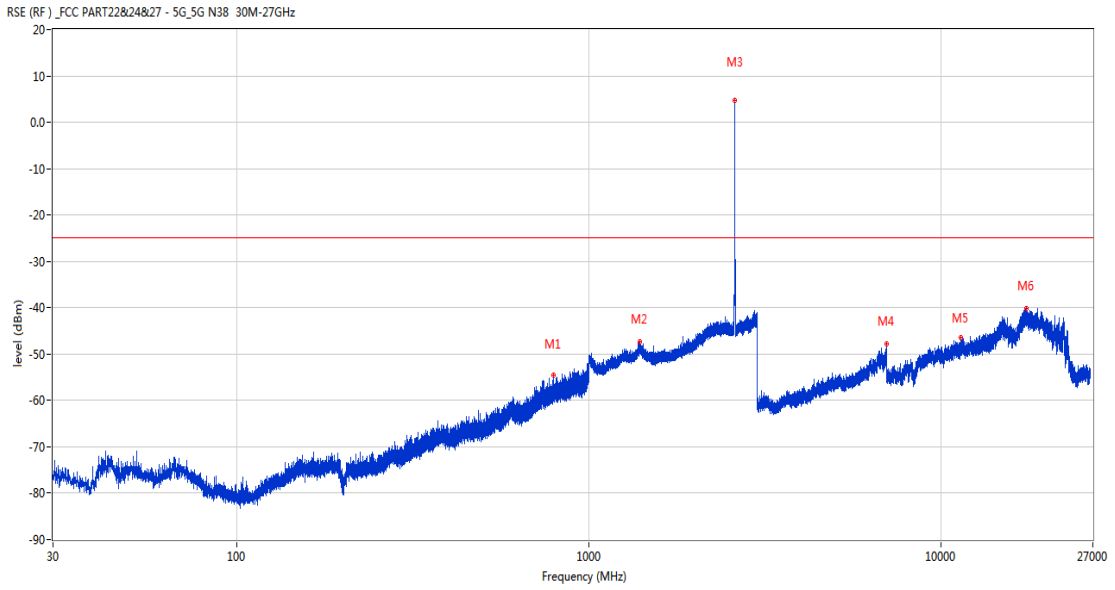


RSE-V&V n38 BW15 CH519000



Frequency (MHz)	Result (dBm)	Factor (dB)	PK Limit (dBm)	Over Limit (dB)	Table (o)	ANT	EUT	Verdict
854.258	-53.23	40.35	-25.0	-28.23	259.00	Vertical	Vertical	Pass
1392.300	-47.67	45.00	-25.0	-22.67	324.00	Vertical	Vertical	Pass
2592.700	11.58	45.87	-25.0	36.58	-3.00	Vertical	Vertical	N/A
6998.800	-47.82	13.64	-25.0	-22.82	63.00	Vertical	Vertical	Pass
12095.362	-45.88	18.11	-25.0	-20.88	147.00	Vertical	Vertical	Pass
17464.238	-40.49	21.74	-25.0	-15.49	331.00	Vertical	Vertical	Pass

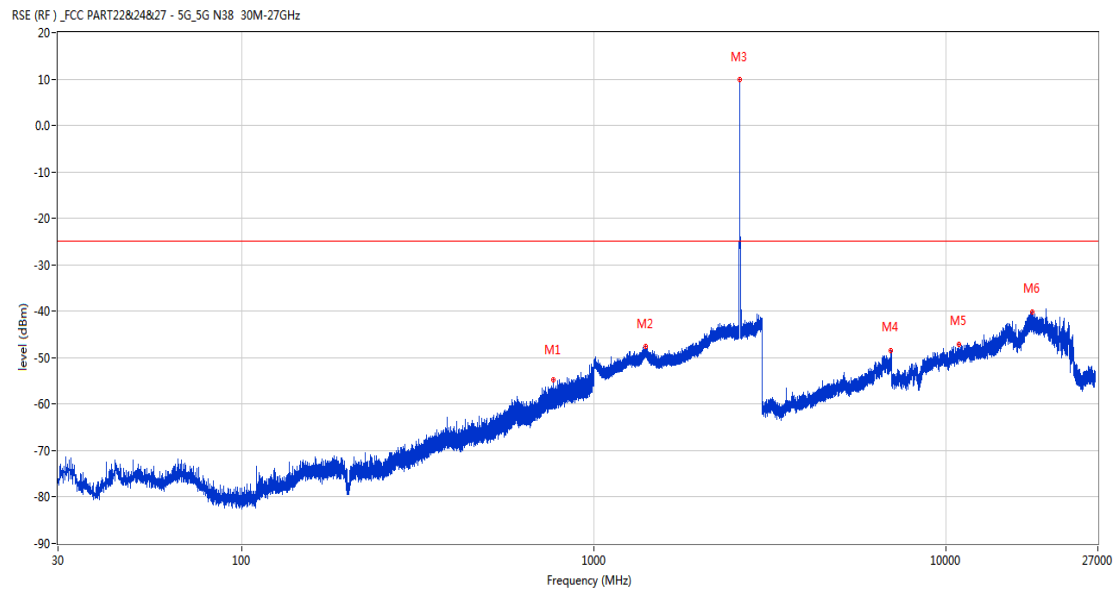
RSE-V&H n38 BW15 CH519000



Frequency (MHz)	Result (dBm)	Factor (dB)	PK Limit (dBm)	Over Limit (dB)	Table (o)	ANT	EUT	Verdict
794.263	-54.46	39.73	-25.0	-29.46	344.00	Vertical	Horizontal	Pass
1391.200	-47.44	44.98	-25.0	-22.44	66.00	Vertical	Horizontal	Pass
2595.400	4.80	46.14	-25.0	29.80	125.00	Vertical	Horizontal	N/A
6999.400	-47.78	13.65	-25.0	-22.78	363.00	Vertical	Horizontal	Pass
11358.500	-46.42	17.09	-25.0	-21.42	233.00	Vertical	Horizontal	Pass
17469.749	-40.25	21.72	-25.0	-15.25	314.00	Vertical	Horizontal	Pass

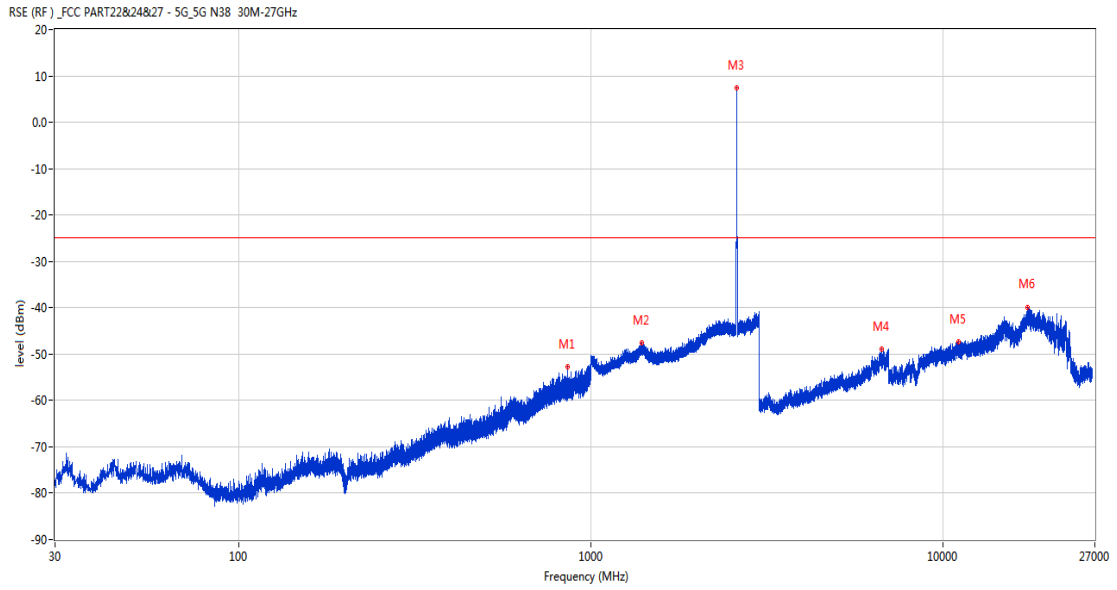
## 55.6 n38 BW20, QPSK, Middle Channel

RSE-H&H n38 BW20 CH519000



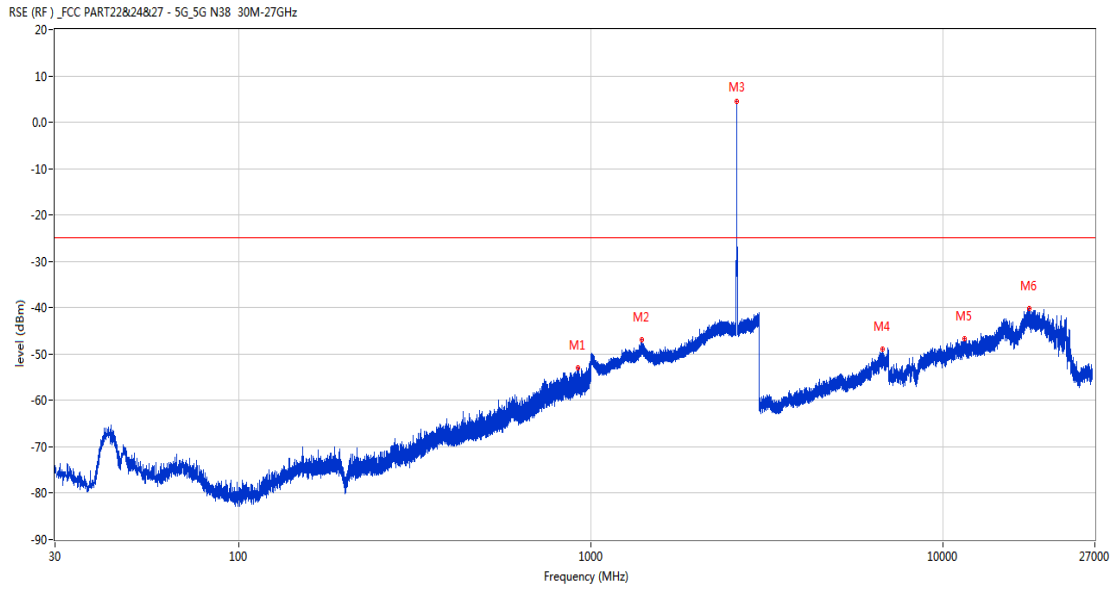
Frequency (MHz)	Result (dBm)	Factor (dB)	PK Limit (dBm)	Over Limit (dB)	Table (o)	ANT	EUT	Verdict
766.327	-54.86	38.97	-25.0	-29.86	289.00	Horizontal	Horizontal	Pass
1400.900	-47.63	45.14	-25.0	-22.63	205.00	Horizontal	Horizontal	Pass
2596.400	9.79	46.04	-25.0	34.79	221.00	Horizontal	Horizontal	N/A
6974.800	-48.43	13.71	-25.0	-23.43	69.00	Horizontal	Horizontal	Pass
10867.450	-47.18	17.38	-25.0	-22.18	252.00	Horizontal	Horizontal	Pass
17557.162	-40.17	22.48	-25.0	-15.17	307.00	Horizontal	Horizontal	Pass

RSE-H&V n38 BW20 CH519000



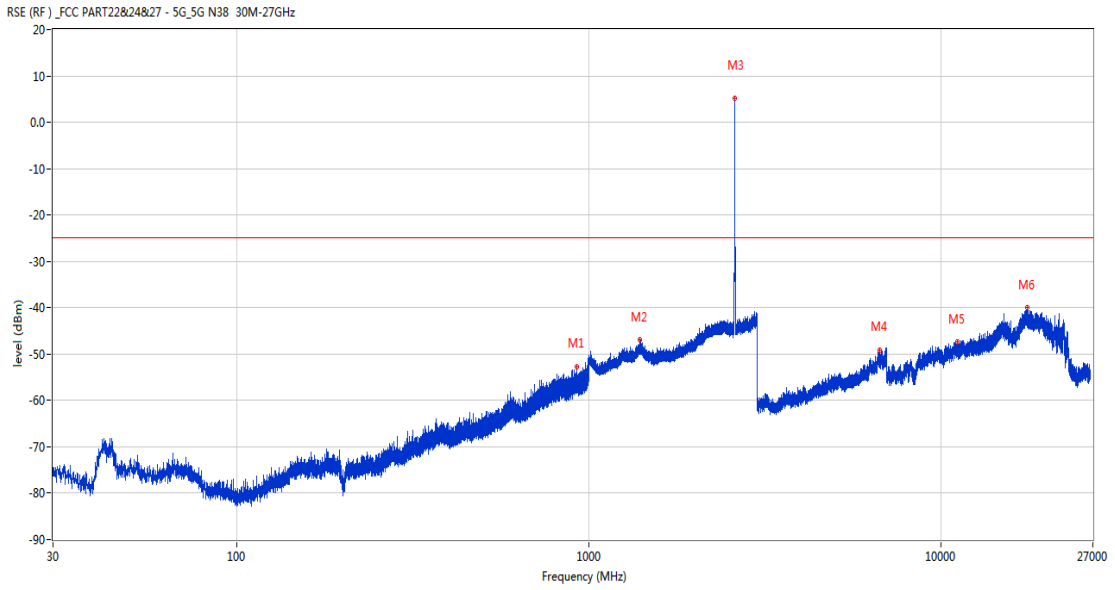
Frequency (MHz)	Result (dBm)	Factor (dB)	PK Limit (dBm)	Over Limit (dB)	Table (o)	ANT	EUT	Verdict
855.518	-52.79	40.32	-25.0	-27.79	31.00	Horizontal	Vertical	Pass
1393.200	-47.55	45.04	-25.0	-22.55	36.00	Horizontal	Vertical	Pass
2590.800	7.43	45.86	-25.0	32.43	-3.00	Horizontal	Vertical	N/A
6687.400	-48.84	11.94	-25.0	-23.84	0.00	Horizontal	Vertical	Pass
11075.888	-47.24	15.79	-25.0	-22.24	352.00	Horizontal	Vertical	Pass
17422.238	-40.01	22.60	-25.0	-15.01	132.00	Horizontal	Vertical	Pass

RSE-V&V n38 BW20 CH519000



Frequency (MHz)	Result (dBm)	Factor (dB)	PK Limit (dBm)	Over Limit (dB)	Table (o)	ANT	EUT	Verdict
919.684	-52.96	41.35	-25.0	-27.96	56.00	Vertical	Vertical	Pass
1392.800	-46.92	45.02	-25.0	-21.92	104.00	Vertical	Vertical	Pass
2594.100	4.47	46.08	-25.0	29.47	214.00	Vertical	Vertical	N/A
6739.200	-48.97	12.06	-25.0	-23.97	197.00	Vertical	Vertical	Pass
11514.613	-46.75	17.57	-25.0	-21.75	0.00	Vertical	Vertical	Pass
17583.411	-40.13	22.15	-25.0	-15.13	139.00	Vertical	Vertical	Pass

RSE-V&H n38 BW20 CH519000

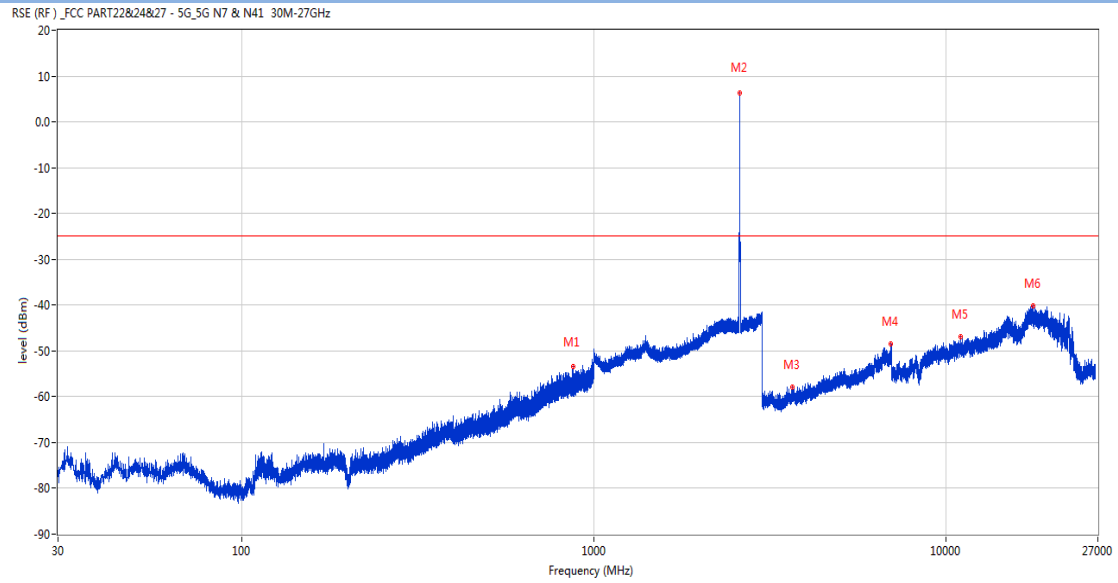


Frequency (MHz)	Result (dBm)	Factor (dB)	PK Limit (dBm)	Over Limit (dB)	Table (o)	ANT	EUT	Verdict
921.284	-52.83	41.38	-25.0	-27.83	207.00	Vertical	Horizontal	Pass
1397.500	-46.91	45.16	-25.0	-21.91	360.00	Vertical	Horizontal	Pass
2590.900	5.22	45.86	-25.0	30.22	32.00	Vertical	Horizontal	N/A
6683.000	-49.04	11.87	-25.0	-24.04	363.00	Vertical	Horizontal	Pass
11143.451	-47.41	16.74	-25.0	-22.41	316.00	Vertical	Horizontal	Pass
17597.323	-40.04	22.00	-25.0	-15.04	311.00	Vertical	Horizontal	Pass

56 n41

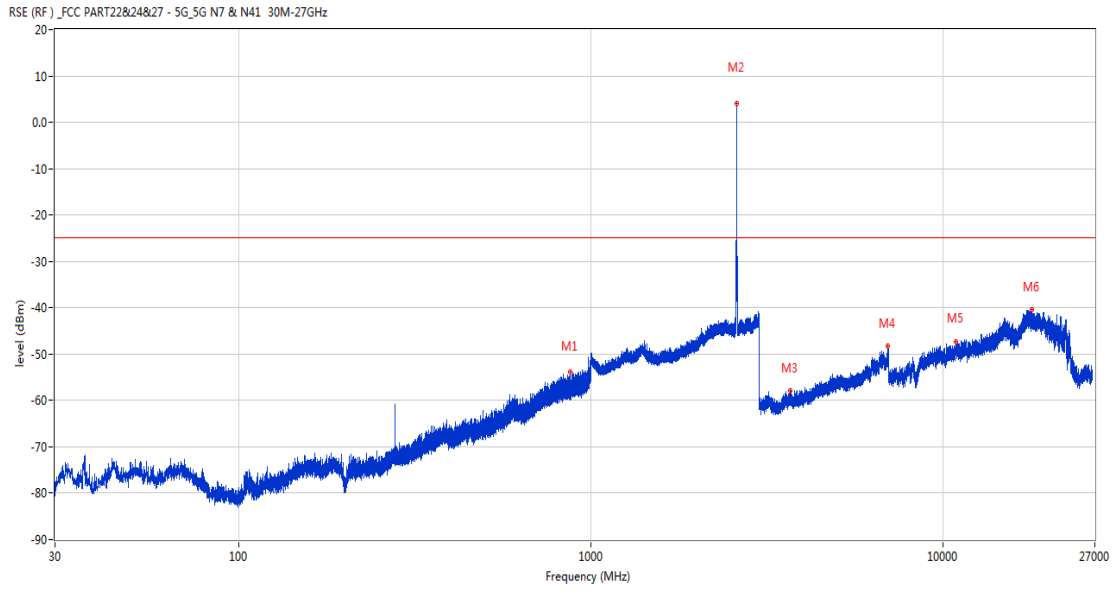
56.1 n41 BW10, PI/2 BPSK, Middle Channel

RSE-H&H n41 BW10 CH518598



Frequency (MHz)	Result (dBm)	Factor (dB)	PK Limit (dBm)	Over Limit (dB)	Table (o)	ANT	EUT	Verdict
872.736	-53.32	40.16	-25.0	-28.32	173.00	Horizontal	Horizontal	Pass
2589.500	6.21	46.06	-25.0	31.21	172.00	Horizontal	Horizontal	N/A
3656.800	-57.90	4.06	-25.0	-32.90	54.00	Horizontal	Horizontal	Pass
6982.200	-48.48	13.88	-25.0	-23.48	54.00	Horizontal	Horizontal	Pass
10978.138	-46.93	17.14	-25.0	-21.93	194.00	Horizontal	Horizontal	Pass
17632.762	-40.18	21.53	-25.0	-15.18	87.00	Horizontal	Horizontal	Pass

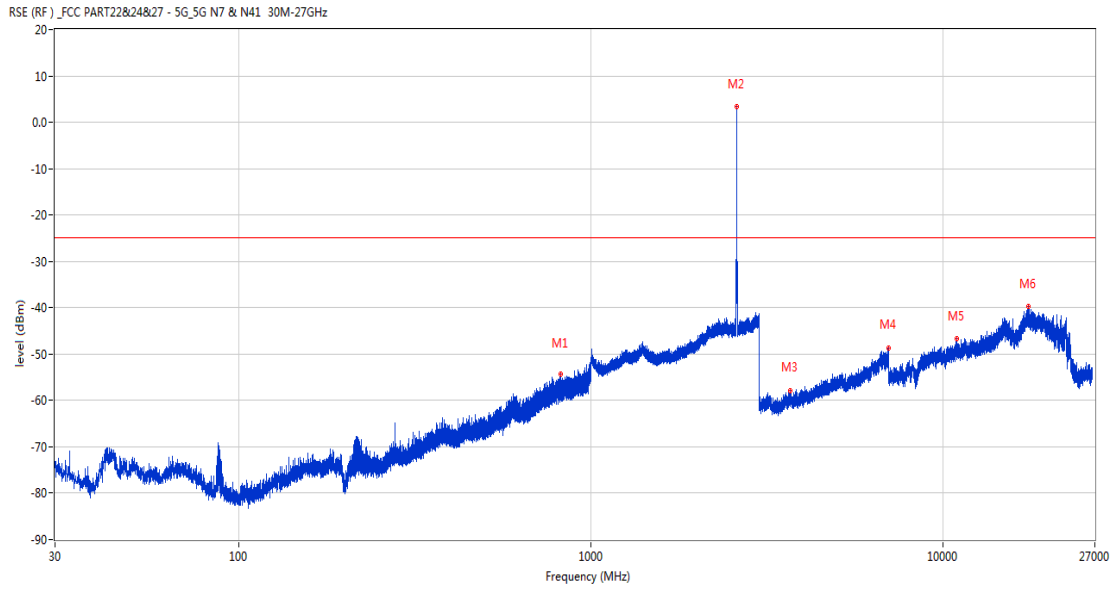
RSE-H&V n41 BW10 CH518598



Frequency (MHz)	Result (dBm)	Factor (dB)	PK Limit (dBm)	Over Limit (dB)	Table (o)	ANT	EUT	Verdict
871.233	-53.82	40.20	-25.0	-28.82	135.00	Horizontal	Vertical	Pass
2589.300	4.04	46.10	-25.0	29.04	360.00	Horizontal	Vertical	N/A
3689.400	-57.92	4.98	-25.0	-32.92	181.00	Horizontal	Vertical	Pass
6983.200	-48.30	13.88	-25.0	-23.30	353.00	Horizontal	Vertical	Pass
10876.363	-47.35	17.21	-25.0	-22.35	360.00	Horizontal	Vertical	Pass
17891.850	-40.30	22.78	-25.0	-15.30	81.00	Horizontal	Vertical	Pass

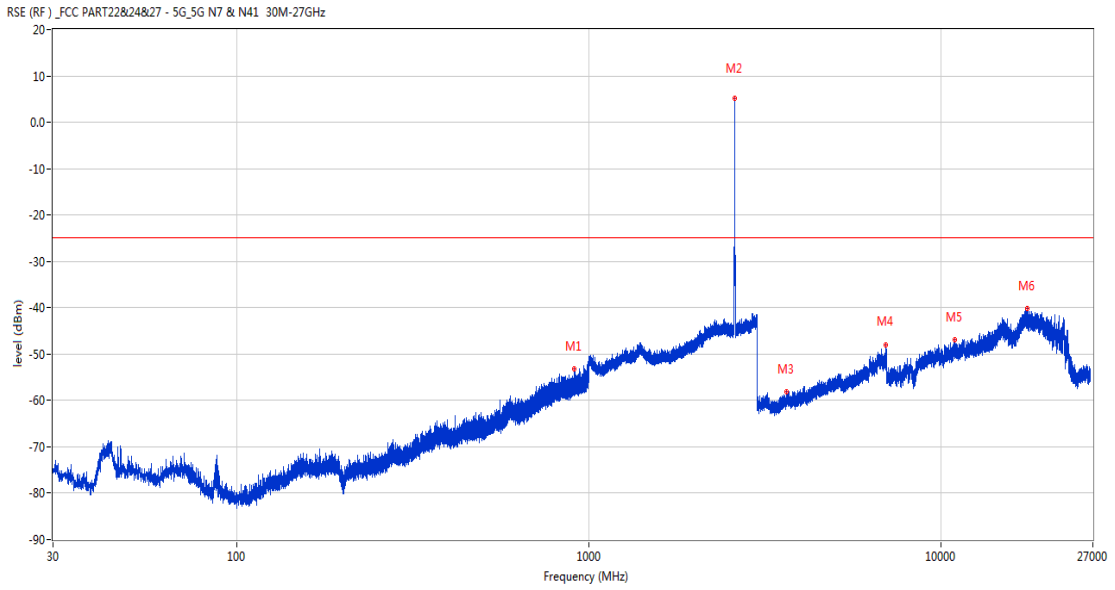


RSE-V&V n41 BW10 CH518598



Frequency (MHz)	Result (dBm)	Factor (dB)	PK Limit (dBm)	Over Limit (dB)	Table (o)	ANT	EUT	Verdict
818.901	-54.35	40.07	-25.0	-29.35	348.00	Vertical	Vertical	Pass
2594.000	3.44	46.06	-25.0	28.44	163.00	Vertical	Vertical	N/A
3680.200	-57.98	4.59	-25.0	-32.98	132.00	Vertical	Vertical	Pass
6993.000	-48.76	13.63	-25.0	-23.76	186.00	Vertical	Vertical	Pass
10945.937	-46.70	16.61	-25.0	-21.70	221.00	Vertical	Vertical	Pass
17504.662	-39.70	21.16	-25.0	-14.70	249.00	Vertical	Vertical	Pass

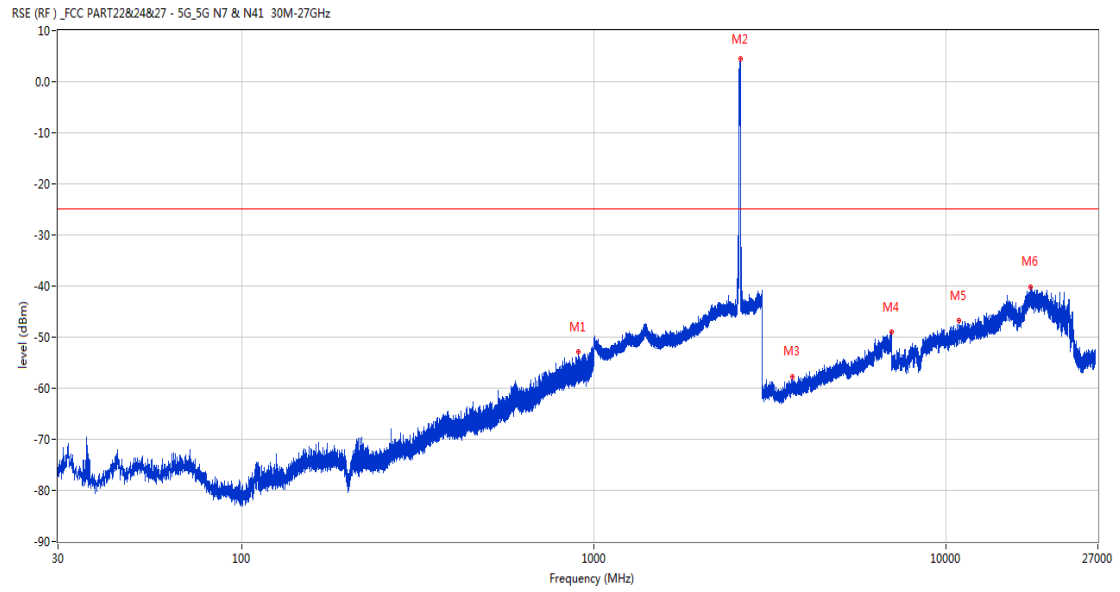
RSE-V&H n41 BW10 CH518598



Frequency (MHz)	Result (dBm)	Factor (dB)	PK Limit (dBm)	Over Limit (dB)	Table (o)	ANT	EUT	Verdict
910.081	-53.11	41.14	-25.0	-28.11	262.00	Vertical	Horizontal	Pass
2589.900	5.16	45.99	-25.0	30.16	149.00	Vertical	Horizontal	N/A
3649.400	-58.20	4.48	-25.0	-33.20	40.00	Vertical	Horizontal	Pass
6983.200	-48.12	13.88	-25.0	-23.12	363.00	Vertical	Horizontal	Pass
10945.075	-47.00	16.63	-25.0	-22.00	63.00	Vertical	Horizontal	Pass
17573.700	-40.10	22.28	-25.0	-15.10	105.00	Vertical	Horizontal	Pass

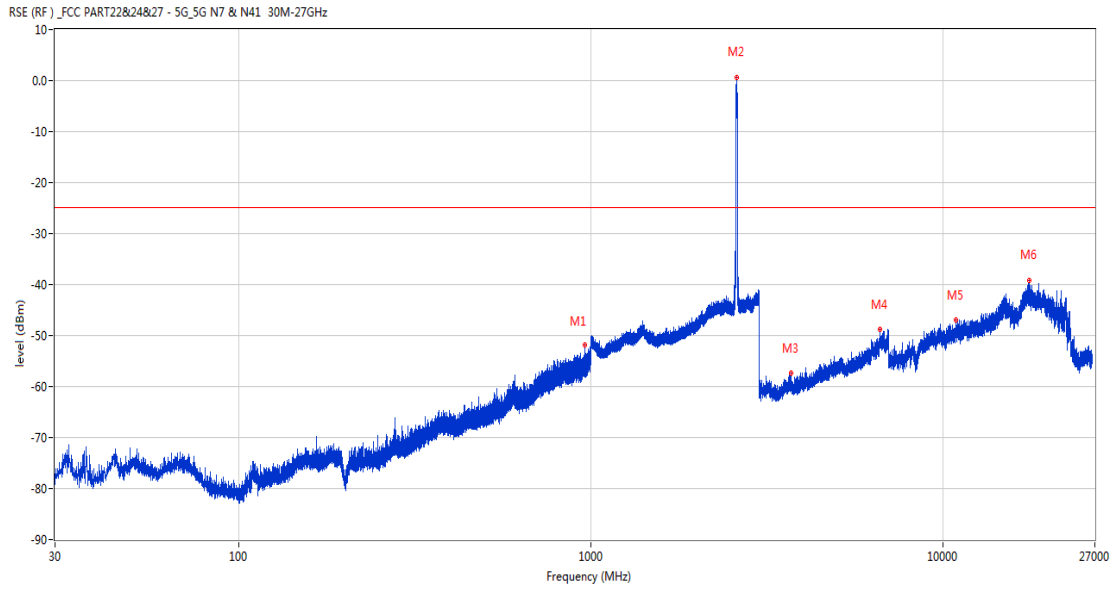
## 56.2 n41 BW60, PI/2 BPSK, Middle Channel

RSE-H&H n41 BW60 CH518598



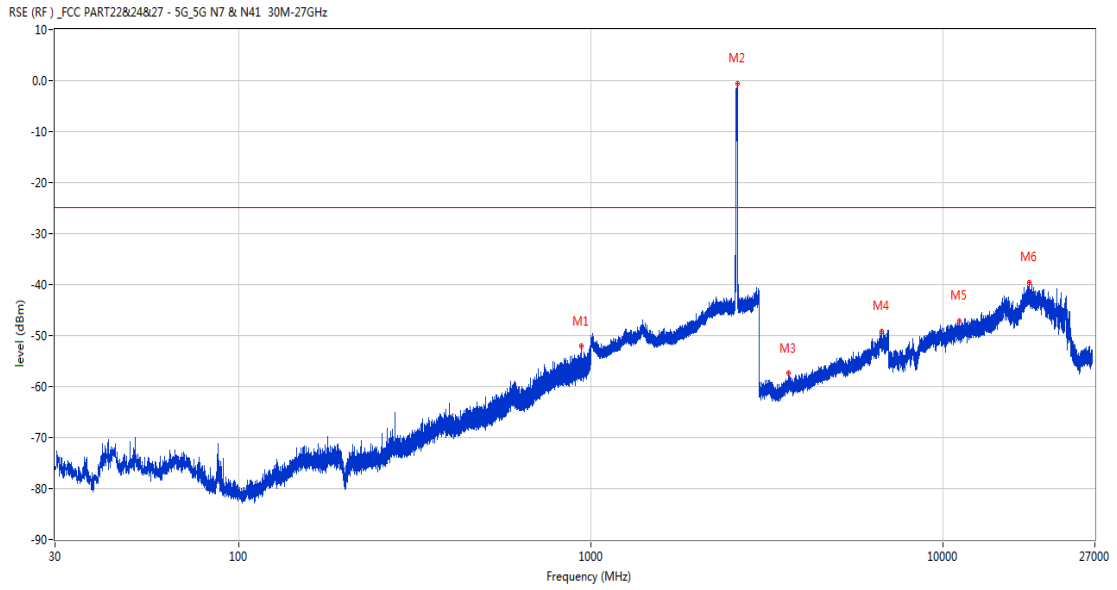
Frequency (MHz)	Result (dBm)	Factor (dB)	PK Limit (dBm)	Over Limit (dB)	Table (o)	ANT	EUT	Verdict
900.333	-52.90	41.03	-25.0	-27.90	115.00	Horizontal	Horizontal	Pass
2602.600	4.50	45.82	-25.0	29.50	363.00	Horizontal	Horizontal	N/A
3651.800	-57.79	4.39	-25.0	-32.79	343.00	Horizontal	Horizontal	Pass
6988.800	-49.08	13.49	-25.0	-24.08	292.00	Horizontal	Horizontal	Pass
10861.987	-46.81	17.48	-25.0	-21.81	360.00	Horizontal	Horizontal	Pass
17420.925	-40.23	22.63	-25.0	-15.23	340.00	Horizontal	Horizontal	Pass

RSE-H&V n41 BW60 CH518598



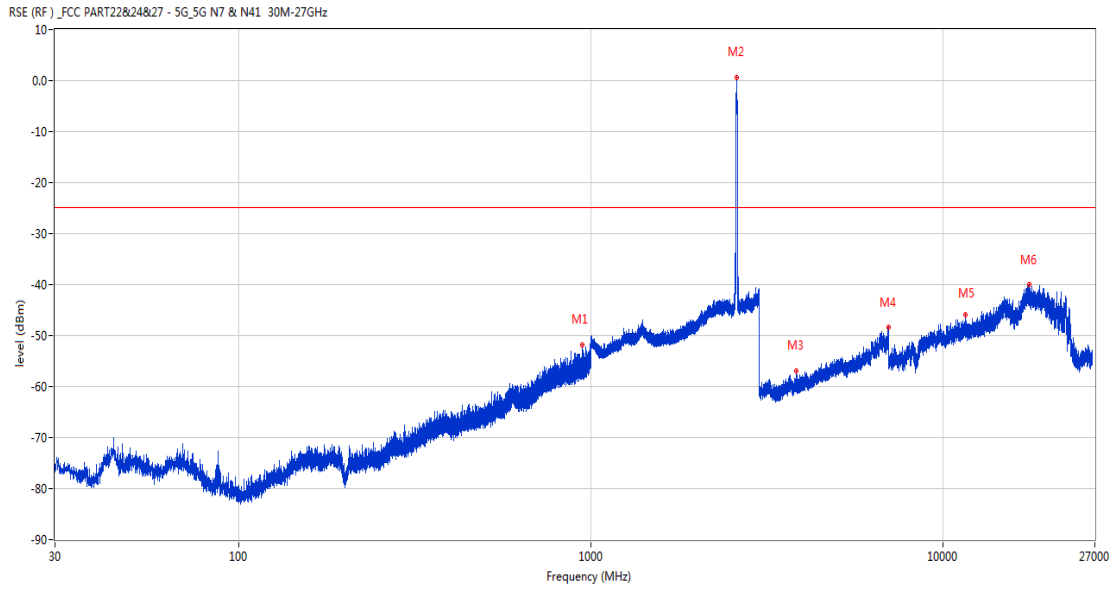
Frequency (MHz)	Result (dBm)	Factor (dB)	PK Limit (dBm)	Over Limit (dB)	Table (o)	ANT	EUT	Verdict
960.133	-51.92	41.81	-25.0	-26.92	239.00	Horizontal	Vertical	Pass
2591.000	0.56	45.86	-25.0	25.56	363.00	Horizontal	Vertical	N/A
3697.600	-57.41	5.17	-25.0	-32.41	29.00	Horizontal	Vertical	Pass
6611.600	-48.76	12.34	-25.0	-23.76	80.00	Horizontal	Vertical	Pass
10901.662	-47.03	17.71	-25.0	-22.03	363.00	Horizontal	Vertical	Pass
17590.761	-39.24	22.07	-25.0	-14.24	225.00	Horizontal	Vertical	Pass

RSE-V&V n41 BW60 CH518598



Frequency (MHz)	Result (dBm)	Factor (dB)	PK Limit (dBm)	Over Limit (dB)	Table (o)	ANT	EUT	Verdict
939.569	-52.00	41.53	-25.0	-27.00	235.00	Vertical	Vertical	Pass
2604.800	-0.68	45.99	-25.0	24.32	169.00	Vertical	Vertical	N/A
3648.600	-57.38	4.49	-25.0	-32.38	35.00	Vertical	Vertical	Pass
6686.000	-49.10	12.02	-25.0	-24.10	235.00	Vertical	Vertical	Pass
11119.588	-47.10	16.49	-25.0	-22.10	363.00	Vertical	Vertical	Pass
17598.114	-39.58	21.99	-25.0	-14.58	127.00	Vertical	Vertical	Pass

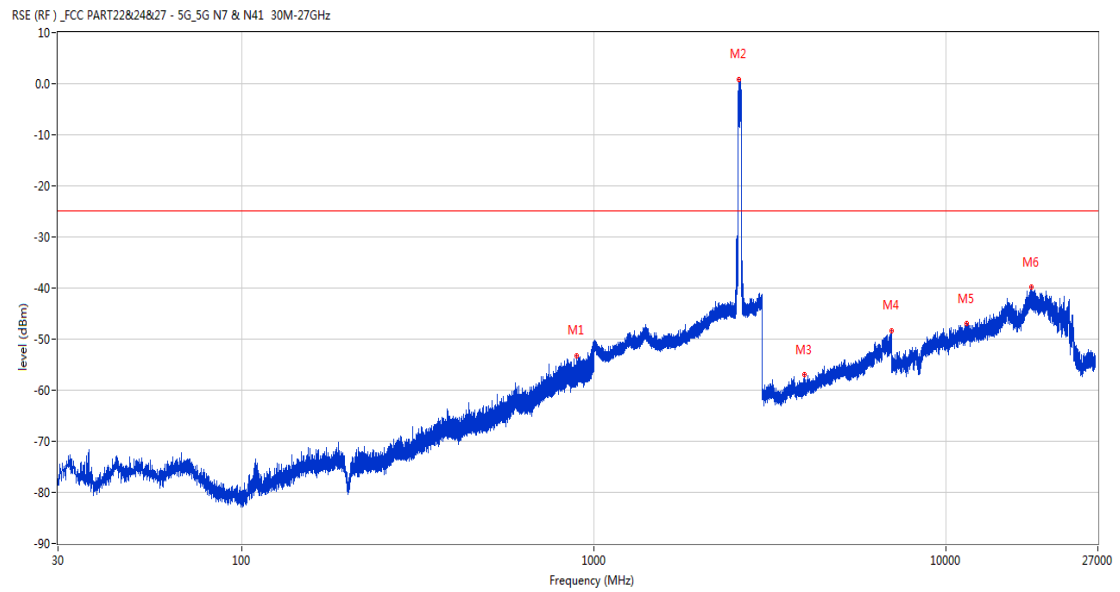
RSE-V&H n41 BW60 CH518598



Frequency (MHz)	Result (dBm)	Factor (dB)	PK Limit (dBm)	Over Limit (dB)	Table (o)	ANT	EUT	Verdict
942.673	-51.78	41.45	-25.0	-26.78	138.00	Vertical	Horizontal	Pass
2599.100	0.56	46.00	-25.0	25.56	76.00	Vertical	Horizontal	N/A
3837.400	-56.90	5.65	-25.0	-31.90	-3.00	Vertical	Horizontal	Pass
6996.200	-48.36	13.57	-25.0	-23.36	229.00	Vertical	Horizontal	Pass
11591.663	-45.96	17.84	-25.0	-20.96	324.00	Vertical	Horizontal	Pass
17576.063	-40.04	22.25	-25.0	-15.04	187.00	Vertical	Horizontal	Pass

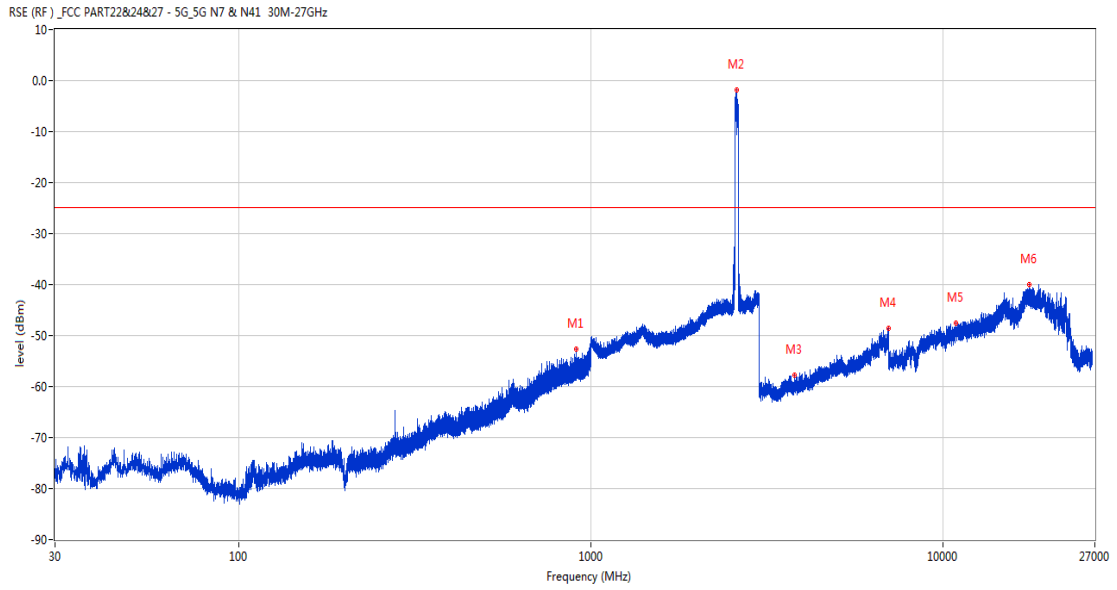
### 56.3 n41 BW100, PI/2 BPSK, Middle Channel

RSE-H&H n41 BW100 CH518598



Frequency (MHz)	Result (dBm)	Factor (dB)	PK Limit (dBm)	Over Limit (dB)	Table (o)	ANT	EUT	Verdict
894.028	-53.28	40.84	-25.0	-28.28	220.00	Horizontal	Horizontal	Pass
2577.100	0.90	45.97	-25.0	25.90	339.00	Horizontal	Horizontal	N/A
3969.000	-57.00	5.31	-25.0	-32.00	-1.00	Horizontal	Horizontal	Pass
6999.400	-48.46	13.65	-25.0	-23.46	48.00	Horizontal	Horizontal	Pass
11462.287	-46.91	17.36	-25.0	-21.91	54.00	Horizontal	Horizontal	Pass
17478.150	-39.75	21.70	-25.0	-14.75	-1.00	Horizontal	Horizontal	Pass

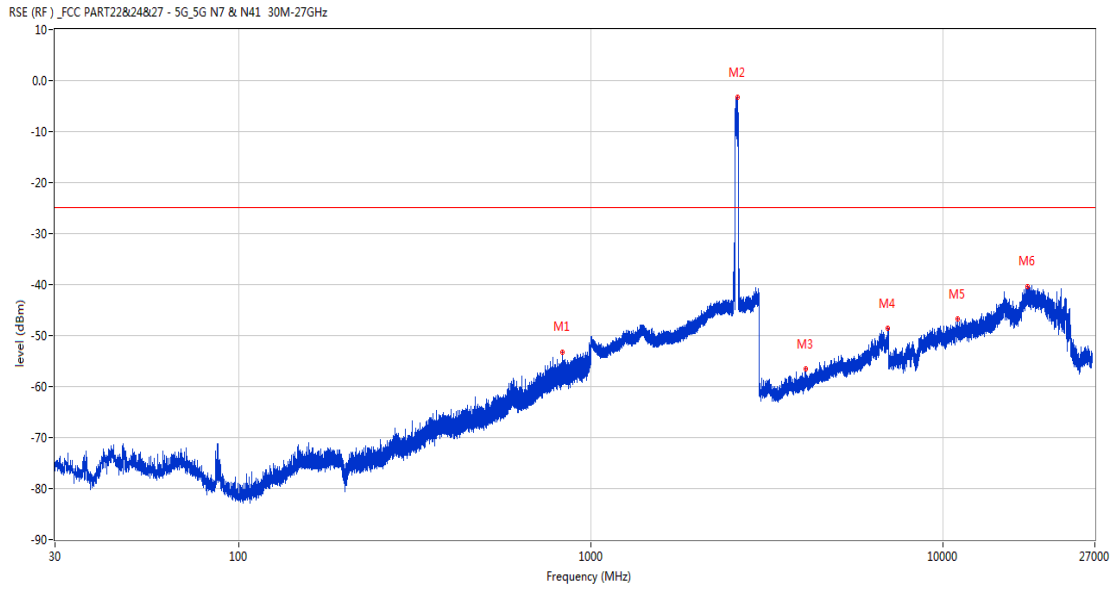
RSE-H&V n41 BW100 CH518598



Frequency (MHz)	Result (dBm)	Factor (dB)	PK Limit (dBm)	Over Limit (dB)	Table (o)	ANT	EUT	Verdict
906.346	-52.69	41.07	-25.0	-27.69	125.00	Horizontal	Vertical	Pass
2588.200	-1.92	46.24	-25.0	23.08	135.00	Horizontal	Vertical	N/A
3795.200	-57.77	4.47	-25.0	-32.77	183.00	Horizontal	Vertical	Pass
6998.400	-48.60	13.63	-25.0	-23.60	223.00	Horizontal	Vertical	Pass
10893.325	-47.61	17.53	-25.0	-22.61	346.00	Horizontal	Vertical	Pass
17628.037	-40.08	21.63	-25.0	-15.08	178.00	Horizontal	Vertical	Pass

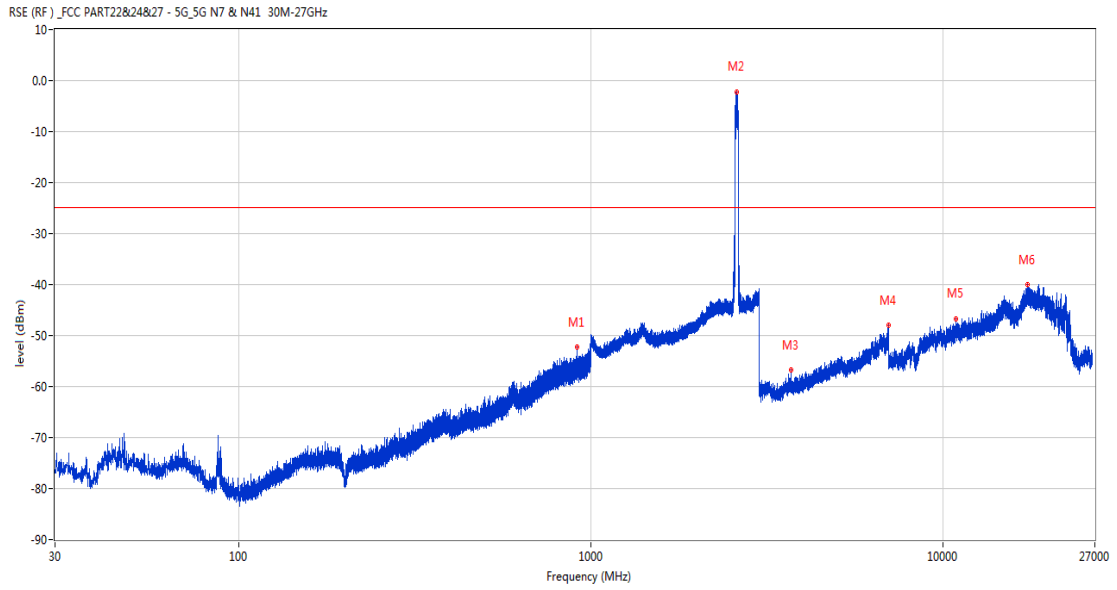


RSE-V&V n41 BW100 CH518598



Frequency (MHz)	Result (dBm)	Factor (dB)	PK Limit (dBm)	Over Limit (dB)	Table (o)	ANT	EUT	Verdict
828.019	-53.34	40.22	-25.0	-28.34	172.00	Vertical	Vertical	Pass
2609.300	-3.21	46.07	-25.0	21.79	232.00	Vertical	Vertical	N/A
4067.600	-56.60	4.73	-25.0	-31.60	0.00	Vertical	Vertical	Pass
6975.800	-48.64	13.73	-25.0	-23.64	-3.00	Vertical	Vertical	Pass
10995.387	-46.64	17.42	-25.0	-21.64	150.00	Vertical	Vertical	Pass
17431.425	-40.32	22.37	-25.0	-15.32	-3.00	Vertical	Vertical	Pass

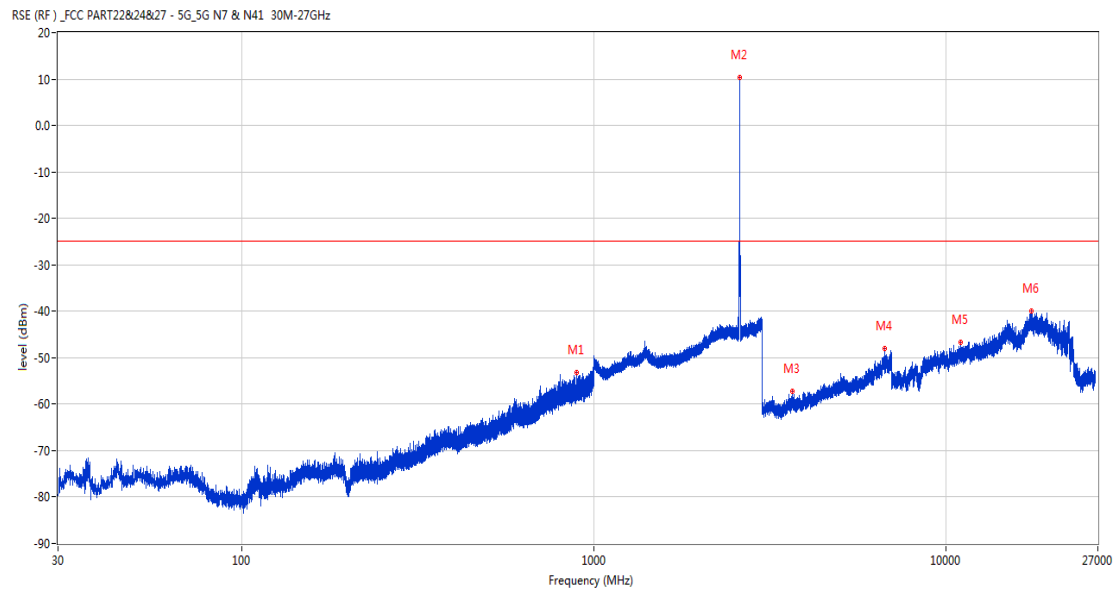
RSE-V&H n41 BW100 CH518598



Frequency (MHz)	Result (dBm)	Factor (dB)	PK Limit (dBm)	Over Limit (dB)	Table (o)	ANT	EUT	Verdict
914.882	-52.33	41.31	-25.0	-27.33	-1.00	Vertical	Horizontal	Pass
2592.200	-2.30	45.87	-25.0	22.70	184.00	Vertical	Horizontal	N/A
3695.000	-56.83	5.22	-25.0	-31.83	303.00	Vertical	Horizontal	Pass
6994.400	-47.93	13.61	-25.0	-22.93	303.00	Vertical	Horizontal	Pass
10861.700	-46.83	17.48	-25.0	-21.83	189.00	Vertical	Horizontal	Pass
17425.125	-40.05	22.52	-25.0	-15.05	40.00	Vertical	Horizontal	Pass

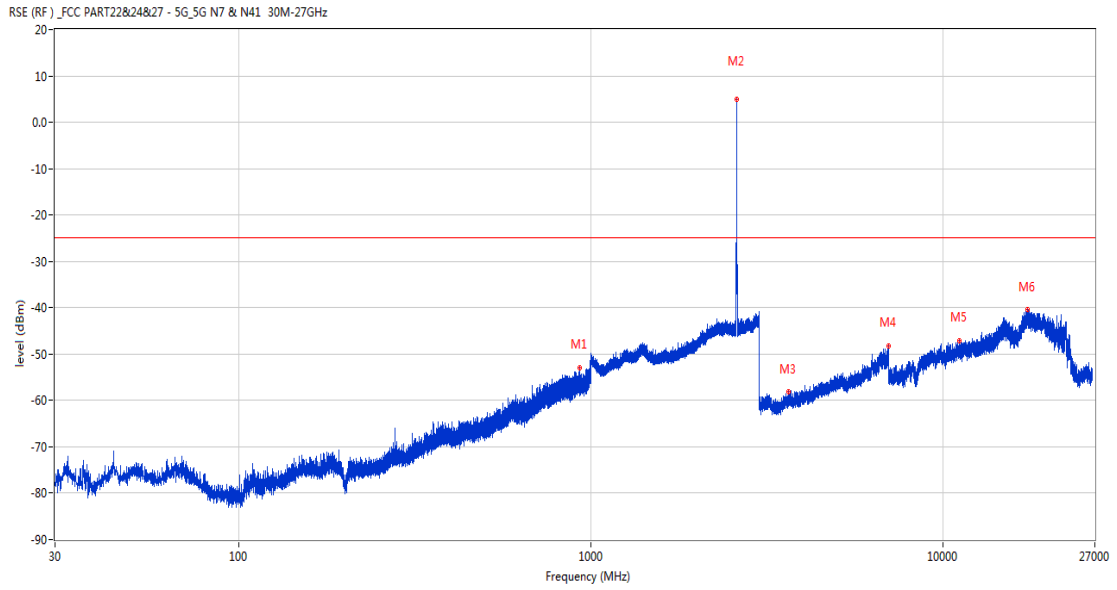
## 56.4 n41 BW10, QPSK, Middle Channel

RSE-H&H n41 BW10 CH518598



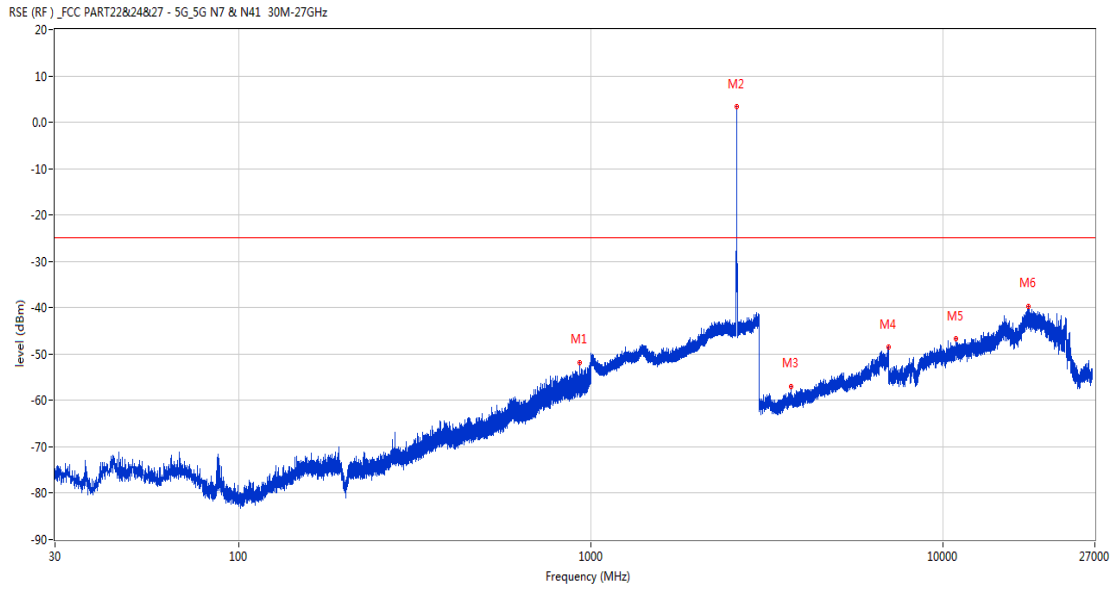
Frequency (MHz)	Result (dBm)	Factor (dB)	PK Limit (dBm)	Over Limit (dB)	Table (o)	ANT	EUT	Verdict
892.330	-53.23	40.87	-25.0	-28.23	180.00	Horizontal	Horizontal	Pass
2594.100	10.35	46.08	-25.0	35.35	322.00	Horizontal	Horizontal	N/A
3663.600	-57.24	3.85	-25.0	-32.24	361.00	Horizontal	Horizontal	Pass
6686.800	-47.97	11.97	-25.0	-22.97	207.00	Horizontal	Horizontal	Pass
10987.050	-46.66	17.29	-25.0	-21.66	48.00	Horizontal	Horizontal	Pass
17474.474	-40.01	21.71	-25.0	-15.01	237.00	Horizontal	Horizontal	Pass

RSE-H&V n41 BW10 CH518598



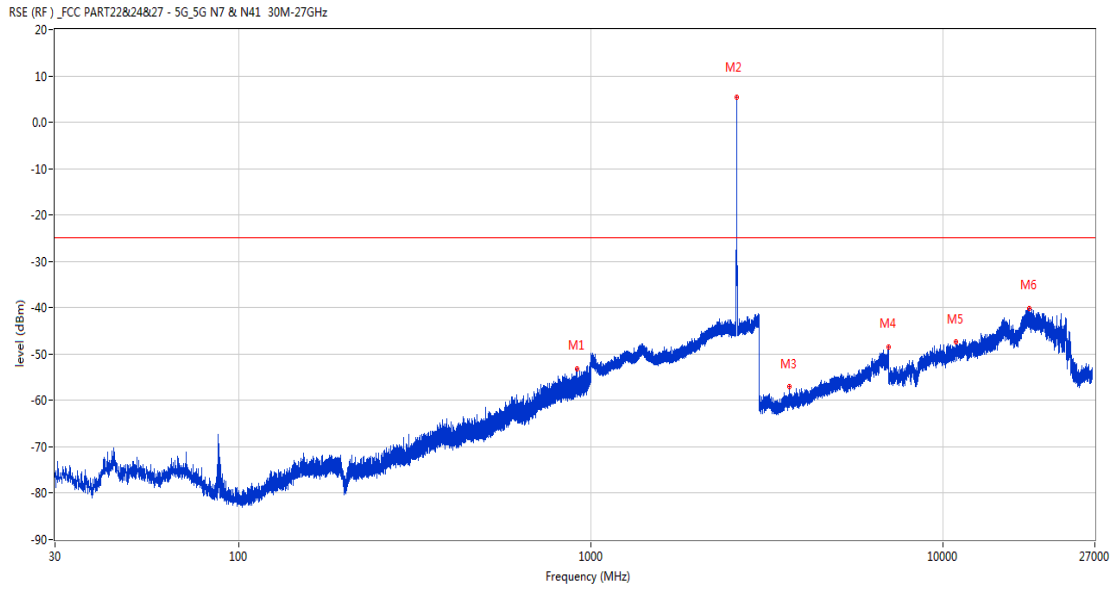
Frequency (MHz)	Result (dBm)	Factor (dB)	PK Limit (dBm)	Over Limit (dB)	Table (o)	ANT	EUT	Verdict
930.936	-53.02	41.35	-25.0	-28.02	256.00	Horizontal	Vertical	Pass
2589.600	4.87	46.04	-25.0	29.87	131.00	Horizontal	Vertical	N/A
3646.400	-58.19	4.47	-25.0	-33.19	-3.00	Horizontal	Vertical	Pass
6999.000	-48.25	13.64	-25.0	-23.25	108.00	Horizontal	Vertical	Pass
11146.900	-47.21	16.77	-25.0	-22.21	40.00	Horizontal	Vertical	Pass
17428.011	-40.42	22.45	-25.0	-15.42	224.00	Horizontal	Vertical	Pass

RSE-V&V n41 BW10 CH518598



Frequency (MHz)	Result (dBm)	Factor (dB)	PK Limit (dBm)	Over Limit (dB)	Table (o)	ANT	EUT	Verdict
930.160	-51.76	41.43	-25.0	-26.76	163.00	Vertical	Vertical	Pass
2590.600	3.34	45.86	-25.0	28.34	184.00	Vertical	Vertical	N/A
3701.000	-56.95	4.95	-25.0	-31.95	149.00	Vertical	Vertical	Pass
6992.600	-48.48	13.59	-25.0	-23.48	-3.00	Vertical	Vertical	Pass
10861.412	-46.76	17.49	-25.0	-21.76	244.00	Vertical	Vertical	Pass
17465.025	-39.70	21.73	-25.0	-14.70	134.00	Vertical	Vertical	Pass

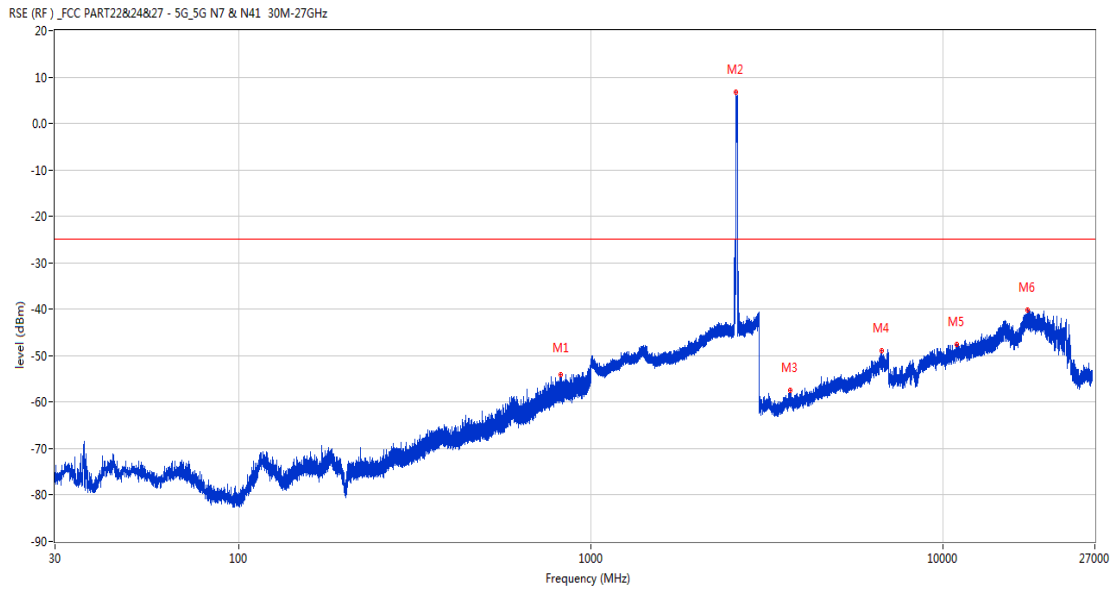
RSE-V&H n41 BW10 CH518598



Frequency (MHz)	Result (dBm)	Factor (dB)	PK Limit (dBm)	Over Limit (dB)	Table (o)	ANT	EUT	Verdict
913.719	-53.25	41.27	-25.0	-28.25	40.00	Vertical	Horizontal	Pass
2592.800	5.47	45.88	-25.0	30.47	36.00	Vertical	Horizontal	N/A
3656.400	-57.00	4.10	-25.0	-32.00	137.00	Vertical	Horizontal	Pass
6998.200	-48.49	13.63	-25.0	-23.49	360.00	Vertical	Horizontal	Pass
10855.088	-47.40	17.60	-25.0	-22.40	361.00	Vertical	Horizontal	Pass
17557.162	-40.14	22.48	-25.0	-15.14	-1.00	Vertical	Horizontal	Pass

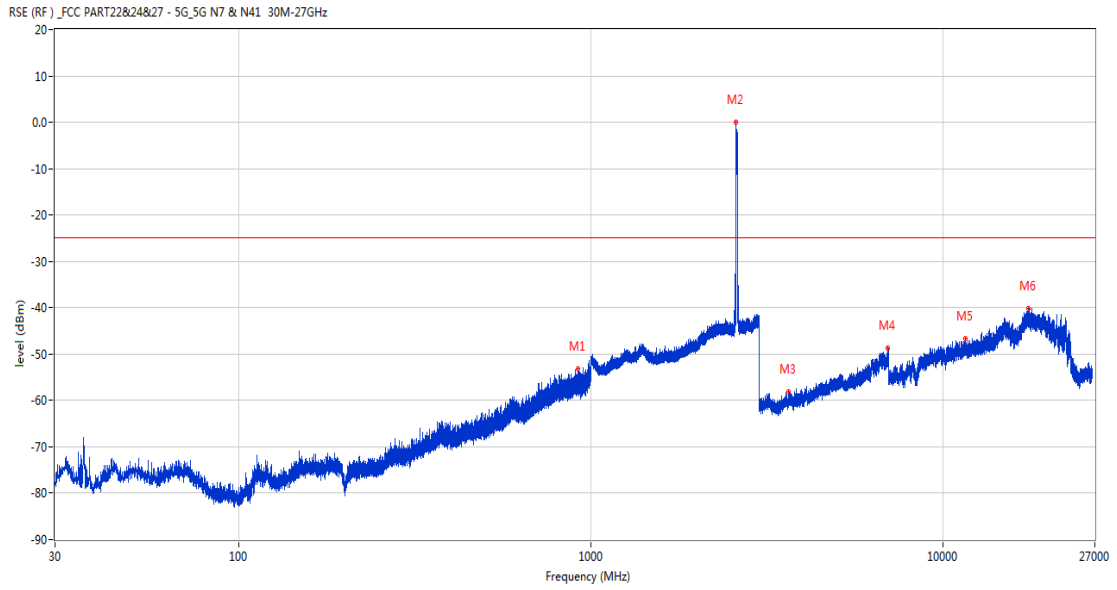
## 56.5 n41 BW60, QPSK, Middle Channel

RSE-H&H n41 BW60 CH518598



Frequency (MHz)	Result (dBm)	Factor (dB)	PK Limit (dBm)	Over Limit (dB)	Table (o)	ANT	EUT	Verdict
818.950	-54.16	40.07	-25.0	-29.16	299.00	Horizontal	Horizontal	Pass
2578.800	6.69	45.99	-25.0	31.69	152.00	Horizontal	Horizontal	N/A
3687.600	-57.44	4.95	-25.0	-32.44	-3.00	Horizontal	Horizontal	Pass
6685.000	-48.99	12.03	-25.0	-23.99	158.00	Horizontal	Horizontal	Pass
10945.362	-47.52	16.62	-25.0	-22.52	203.00	Horizontal	Horizontal	Pass
17383.911	-40.12	22.32	-25.0	-15.12	-3.00	Horizontal	Horizontal	Pass

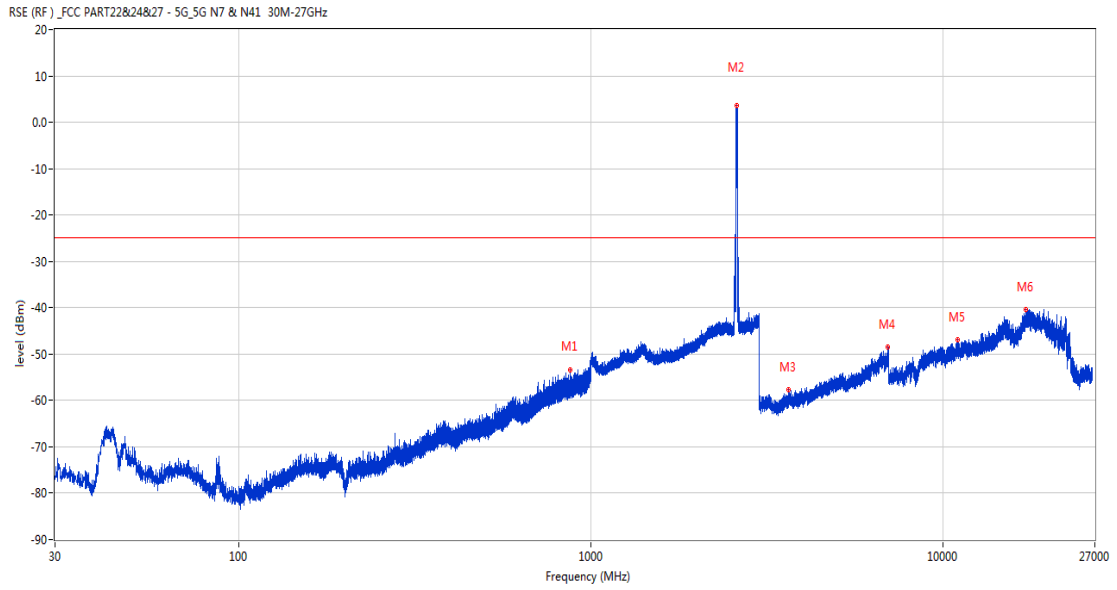
RSE-H&V n41 BW60 CH518598



Frequency (MHz)	Result (dBm)	Factor (dB)	PK Limit (dBm)	Over Limit (dB)	Table (o)	ANT	EUT	Verdict
915.804	-53.22	41.34	-25.0	-28.22	193.00	Horizontal	Vertical	Pass
2579.800	-0.03	45.96	-25.0	24.97	363.00	Horizontal	Vertical	N/A
3639.600	-58.04	4.06	-25.0	-33.04	-3.00	Horizontal	Vertical	Pass
6983.400	-48.59	13.86	-25.0	-23.59	126.00	Horizontal	Vertical	Pass
11602.300	-46.72	17.96	-25.0	-21.72	170.00	Horizontal	Vertical	Pass
17469.749	-40.12	21.72	-25.0	-15.12	327.00	Horizontal	Vertical	Pass

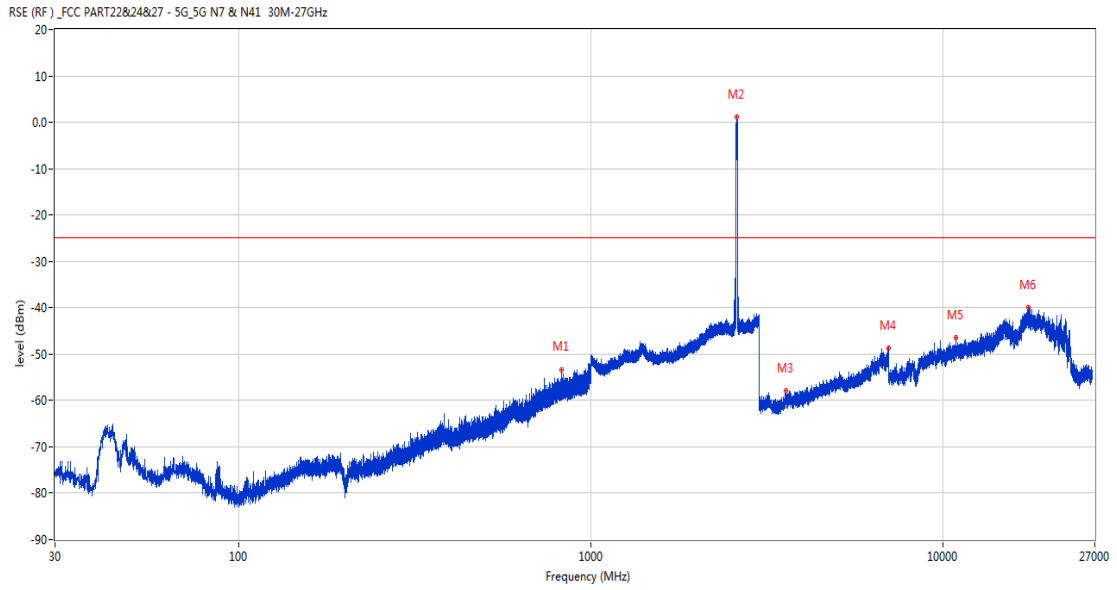


RSE-V&V n41 BW60 CH518598



Frequency (MHz)	Result (dBm)	Factor (dB)	PK Limit (dBm)	Over Limit (dB)	Table (o)	ANT	EUT	Verdict
870.748	-53.31	40.19	-25.0	-28.31	0.00	Vertical	Vertical	Pass
2586.800	3.69	46.12	-25.0	28.69	363.00	Vertical	Vertical	N/A
3642.800	-57.63	4.32	-25.0	-32.63	218.00	Vertical	Vertical	Pass
6978.000	-48.47	13.90	-25.0	-23.47	286.00	Vertical	Vertical	Pass
10983.888	-46.96	17.25	-25.0	-21.96	318.00	Vertical	Vertical	Pass
17188.350	-40.46	21.00	-25.0	-15.46	284.00	Vertical	Vertical	Pass

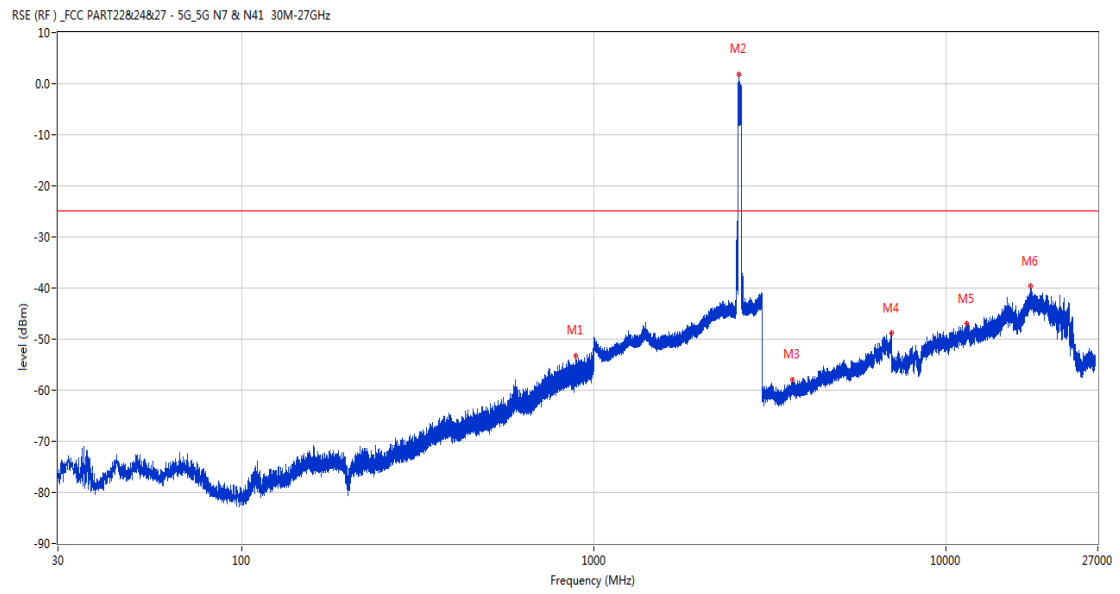
RSE-V&H n41 BW60 CH518598



Frequency (MHz)	Result (dBm)	Factor (dB)	PK Limit (dBm)	Over Limit (dB)	Table (o)	ANT	EUT	Verdict
823.508	-53.48	40.19	-25.0	-28.48	335.00	Vertical	Horizontal	Pass
2588.100	1.12	46.23	-25.0	26.12	363.00	Vertical	Horizontal	N/A
3578.800	-57.86	3.72	-25.0	-32.86	-3.00	Vertical	Horizontal	Pass
6992.000	-48.78	13.55	-25.0	-23.78	269.00	Vertical	Horizontal	Pass
10859.400	-46.49	17.53	-25.0	-21.49	259.00	Vertical	Horizontal	Pass
17502.562	-39.94	21.13	-25.0	-14.94	166.00	Vertical	Horizontal	Pass

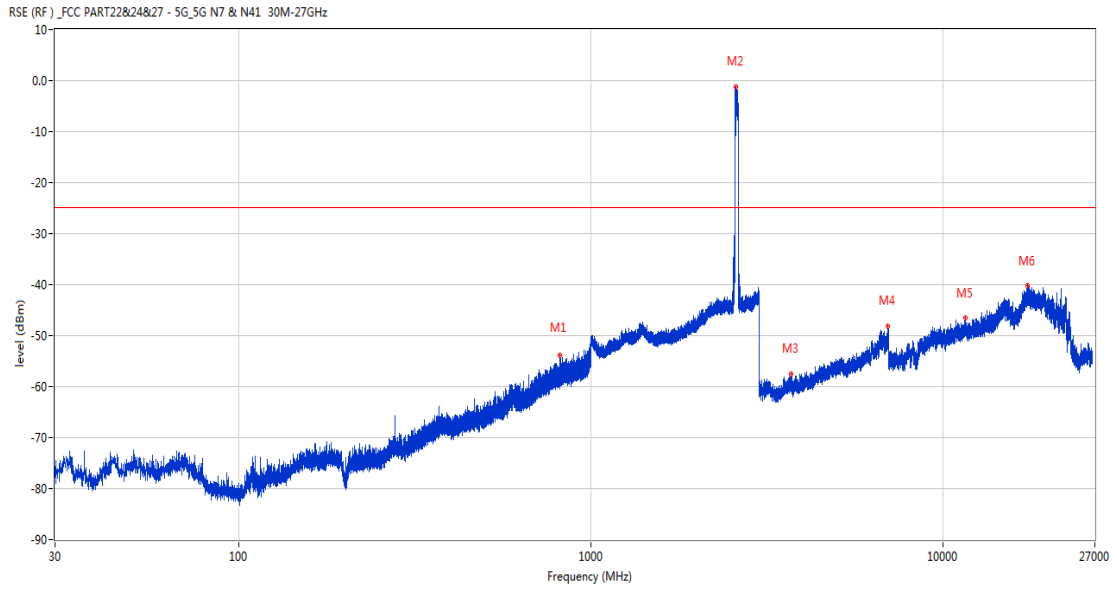
## 56.6 n41 BW100, QPSK, Middle Channel

RSE-H&H n41 BW100 CH518598



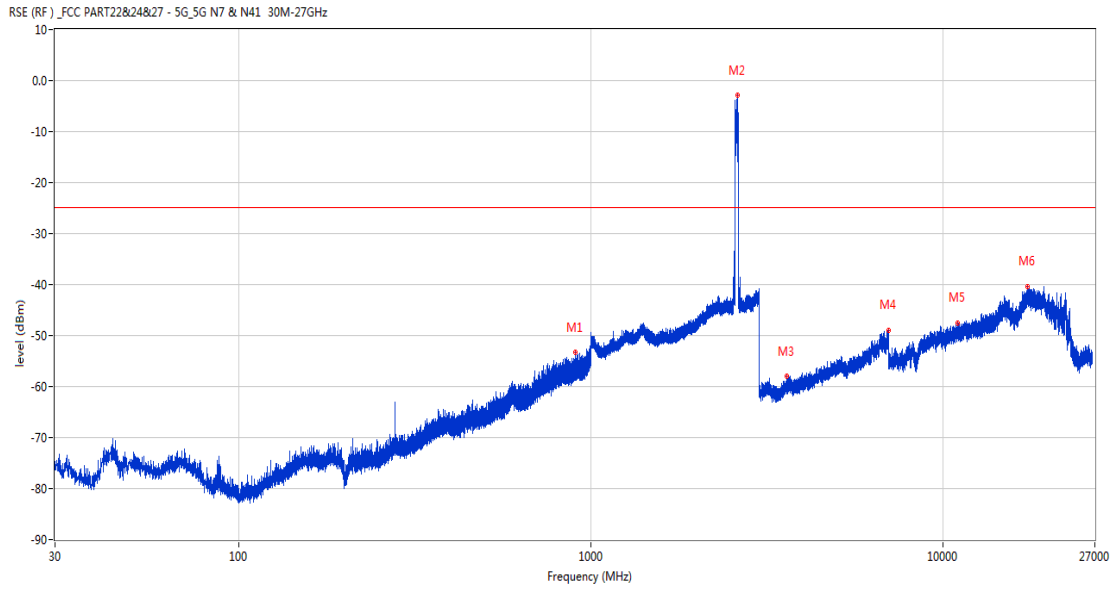
Frequency (MHz)	Result (dBm)	Factor (dB)	PK Limit (dBm)	Over Limit (dB)	Table (o)	ANT	EUT	Verdict
888.159	-53.18	40.53	-25.0	-28.18	-1.00	Horizontal	Horizontal	Pass
2572.200	1.76	46.05	-25.0	26.76	362.00	Horizontal	Horizontal	N/A
3657.200	-57.97	4.03	-25.0	-32.97	-1.00	Horizontal	Horizontal	Pass
6994.000	-48.78	13.63	-25.0	-23.78	-3.00	Horizontal	Horizontal	Pass
11437.850	-46.93	17.19	-25.0	-21.93	251.00	Horizontal	Horizontal	Pass
17420.136	-39.61	22.65	-25.0	-14.61	-1.00	Horizontal	Horizontal	Pass

RSE-H&V n41 BW100 CH518598



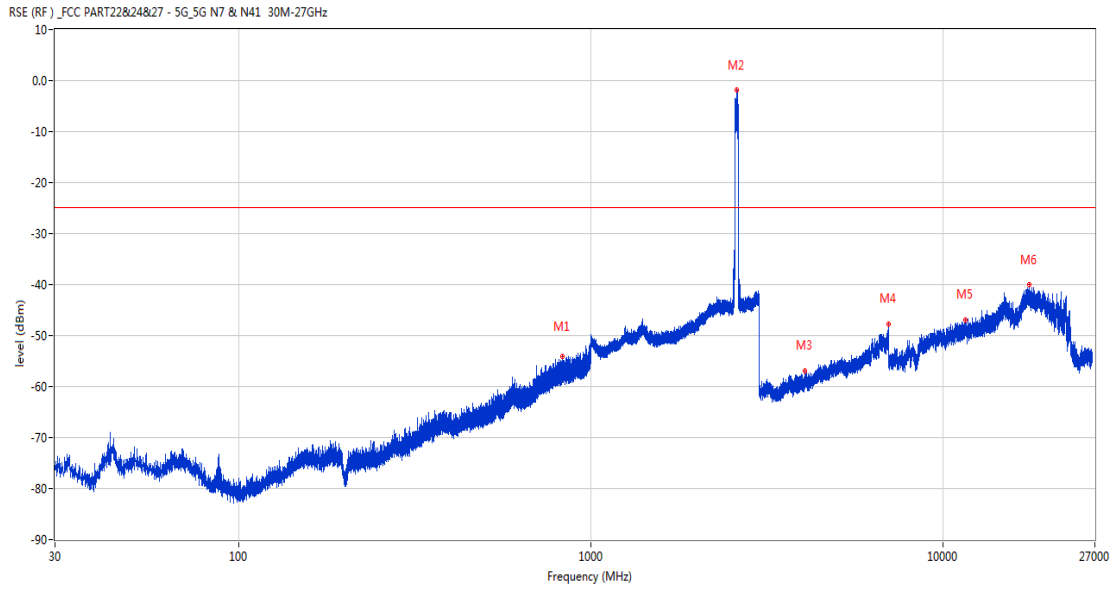
Frequency (MHz)	Result (dBm)	Factor (dB)	PK Limit (dBm)	Over Limit (dB)	Table (o)	ANT	EUT	Verdict
814.682	-53.94	39.99	-25.0	-28.94	347.00	Horizontal	Vertical	Pass
2571.900	-1.20	46.08	-25.0	23.80	13.00	Horizontal	Vertical	N/A
3696.400	-57.58	5.24	-25.0	-32.58	305.00	Horizontal	Vertical	Pass
6977.800	-48.11	13.88	-25.0	-23.11	-3.00	Horizontal	Vertical	Pass
11587.350	-46.43	17.75	-25.0	-21.43	361.00	Horizontal	Vertical	Pass
17382.599	-40.27	22.29	-25.0	-15.27	104.00	Horizontal	Vertical	Pass

RSE-V&V n41 BW100 CH518598



Frequency (MHz)	Result (dBm)	Factor (dB)	PK Limit (dBm)	Over Limit (dB)	Table (o)	ANT	EUT	Verdict
900.914	-53.36	40.98	-25.0	-28.36	42.00	Vertical	Vertical	Pass
2601.100	-2.90	45.72	-25.0	22.10	186.00	Vertical	Vertical	N/A
3604.200	-58.05	3.26	-25.0	-33.05	39.00	Vertical	Vertical	Pass
6988.600	-49.04	13.51	-25.0	-24.04	260.00	Vertical	Vertical	Pass
10984.463	-47.47	17.26	-25.0	-22.47	236.00	Vertical	Vertical	Pass
17426.176	-40.43	22.50	-25.0	-15.43	-3.00	Vertical	Vertical	Pass

RSE-V&H n41 BW100 CH518598

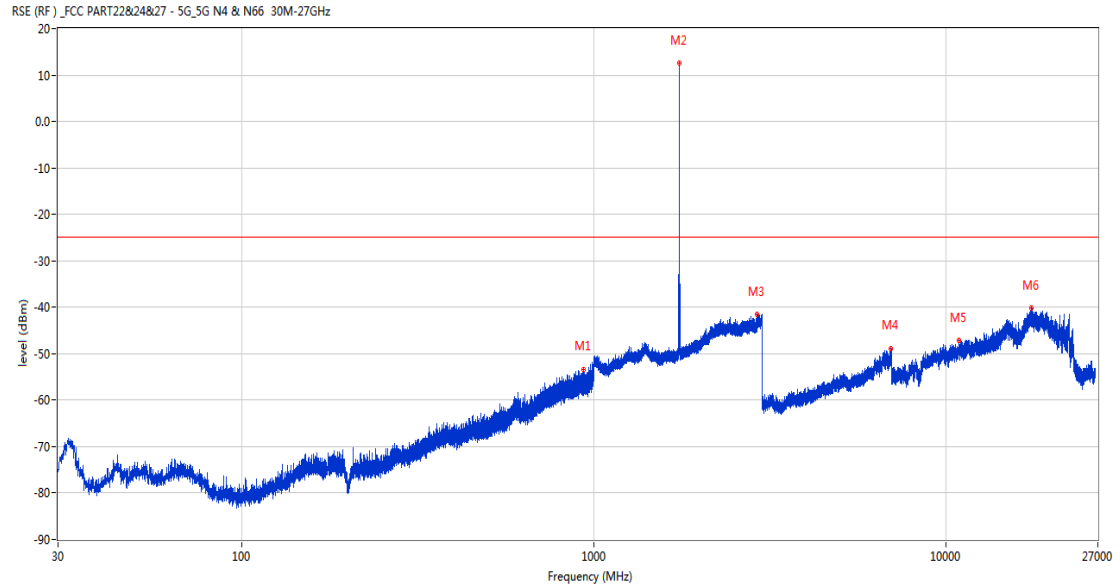


Frequency (MHz)	Result (dBm)	Factor (dB)	PK Limit (dBm)	Over Limit (dB)	Table (o)	ANT	EUT	Verdict
827.728	-54.18	40.20	-25.0	-29.18	134.00	Vertical	Horizontal	Pass
2595.000	-1.85	46.17	-25.0	23.15	81.00	Vertical	Horizontal	N/A
4057.000	-57.00	5.31	-25.0	-32.00	273.00	Vertical	Horizontal	Pass
6998.400	-47.69	13.63	-25.0	-22.69	90.00	Vertical	Horizontal	Pass
11552.562	-46.84	17.11	-25.0	-21.84	145.00	Vertical	Horizontal	Pass
17601.262	-39.98	21.96	-25.0	-14.98	340.00	Vertical	Horizontal	Pass

57 n66

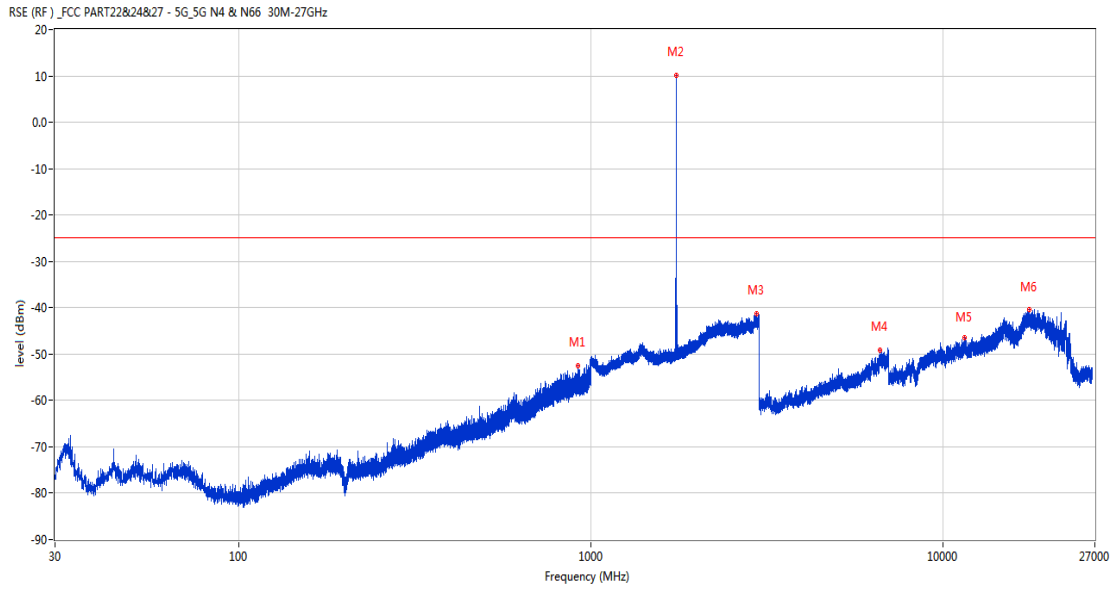
57.1 n66 BW5, PI/2 BPSK, Middle Channel

RSE-H&H n66 BW5 CH429000



Frequency (MHz)	Result (dBm)	Factor (dB)	PK Limit (dBm)	Over Limit (dB)	Table (o)	ANT	EUT	Verdict
932.488	-53.40	41.30	-25.0	-28.40	112.00	Horizontal	Horizontal	Pass
1745.600	12.58	43.28	-25.0	37.58	214.00	Horizontal	Horizontal	N/A
2908.600	-41.61	47.71	-25.0	-16.61	329.00	Horizontal	Horizontal	Pass
6977.200	-48.89	13.82	-25.0	-23.89	204.00	Horizontal	Horizontal	Pass
10855.375	-47.06	17.59	-25.0	-22.06	280.00	Horizontal	Horizontal	Pass
17472.375	-40.23	21.72	-25.0	-15.23	-3.00	Horizontal	Horizontal	Pass

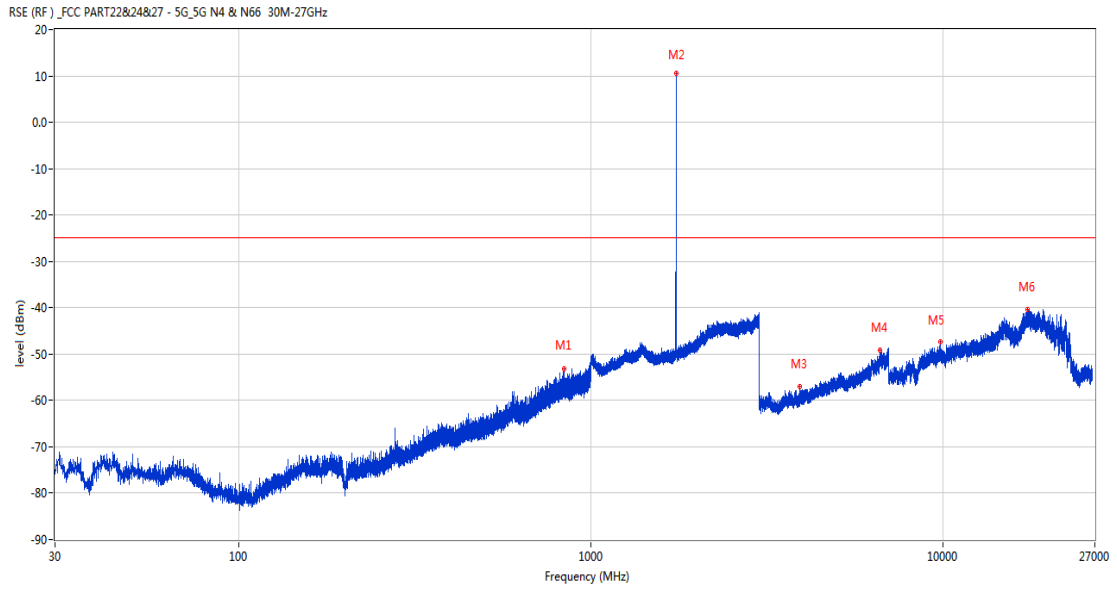
RSE-H&V n66 BW5 CH429000



Frequency (MHz)	Result (dBm)	Factor (dB)	PK Limit (dBm)	Over Limit (dB)	Table (o)	ANT	EUT	Verdict
920.023	-52.45	41.37	-25.0	-27.45	74.00	Horizontal	Vertical	Pass
1744.400	10.18	43.25	-25.0	35.18	326.00	Horizontal	Vertical	N/A
2954.900	-41.39	48.11	-25.0	-16.39	187.00	Horizontal	Vertical	Pass
6606.800	-49.07	12.24	-25.0	-24.07	56.00	Horizontal	Vertical	Pass
11513.750	-46.54	17.59	-25.0	-21.54	106.00	Horizontal	Vertical	Pass
17596.275	-40.45	22.01	-25.0	-15.45	-3.00	Horizontal	Vertical	Pass

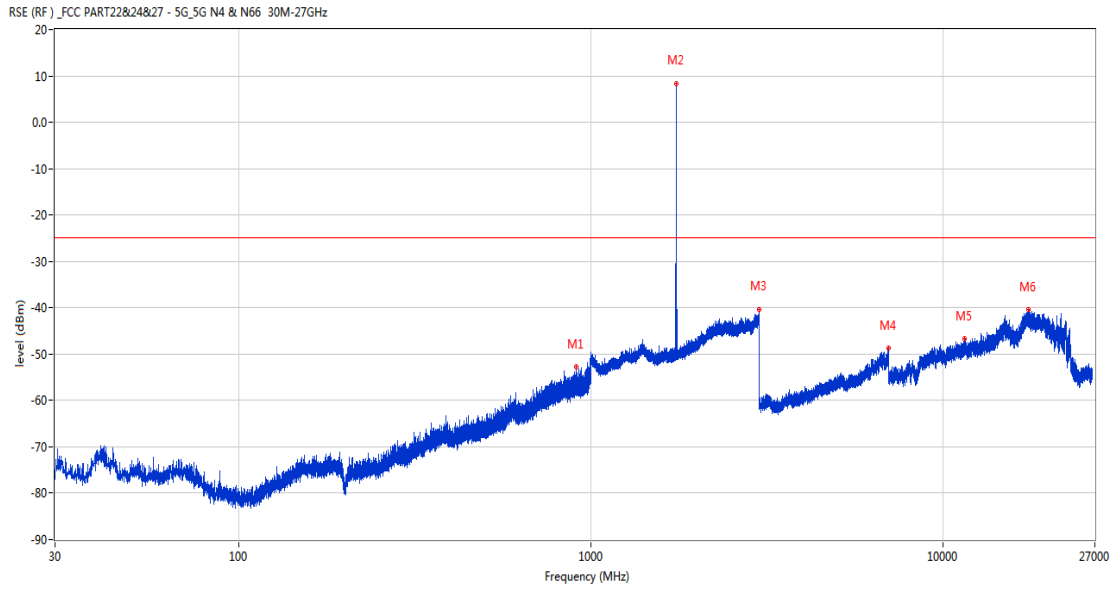


RSE-V&V n66 BW5 CH429000



Frequency (MHz)	Result (dBm)	Factor (dB)	PK Limit (dBm)	Over Limit (dB)	Table (o)	ANT	EUT	Verdict
840.920	-53.13	40.67	-25.0	-28.13	235.00	Vertical	Vertical	Pass
1745.200	10.55	43.29	-25.0	35.55	63.00	Vertical	Vertical	N/A
3925.600	-56.98	4.91	-25.0	-31.98	195.00	Vertical	Vertical	Pass
6604.000	-49.25	12.02	-25.0	-24.25	216.00	Vertical	Vertical	Pass
9846.250	-47.41	16.95	-25.0	-22.41	108.00	Vertical	Vertical	Pass
17422.238	-40.35	22.60	-25.0	-15.35	140.00	Vertical	Vertical	Pass

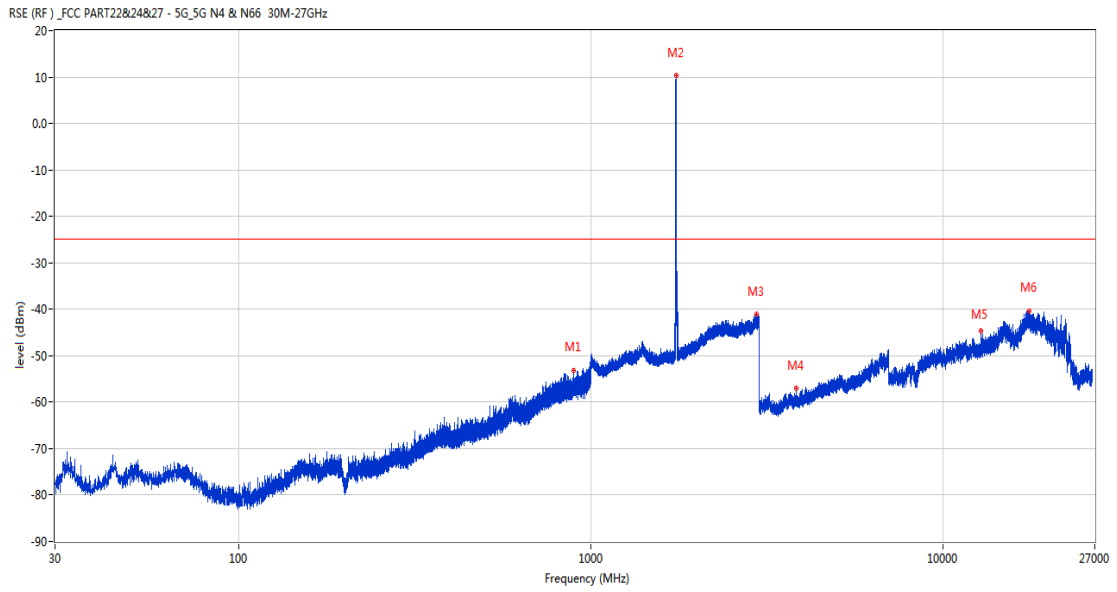
RSE-V&H n66 BW5 CH429000



Frequency (MHz)	Result (dBm)	Factor (dB)	PK Limit (dBm)	Over Limit (dB)	Table (o)	ANT	EUT	Verdict
908.383	-52.73	41.18	-25.0	-27.73	107.00	Vertical	Horizontal	Pass
1744.300	8.40	43.24	-25.0	33.40	21.00	Vertical	Horizontal	N/A
2998.500	-40.34	48.08	-25.0	-15.34	334.00	Vertical	Horizontal	Pass
6992.000	-48.75	13.55	-25.0	-23.75	295.00	Vertical	Horizontal	Pass
11518.925	-46.60	17.51	-25.0	-21.60	111.00	Vertical	Horizontal	Pass
17476.051	-40.50	21.71	-25.0	-15.50	72.00	Vertical	Horizontal	Pass

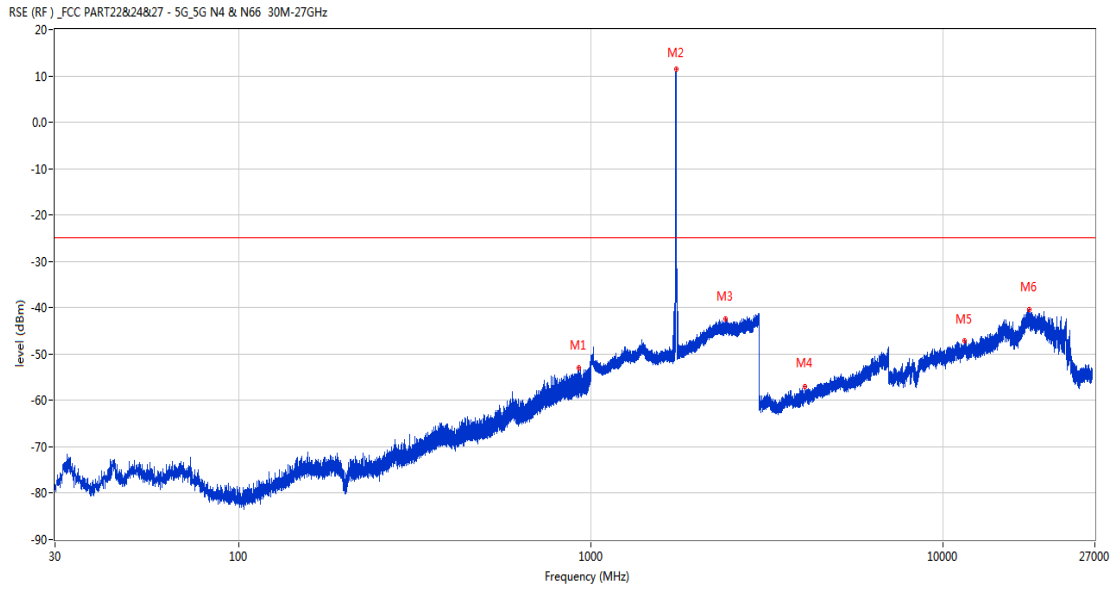
## 57.2 n66 BW15, PI/2 BPSK, Middle Channel

RSE-H&H n66 BW15 CH429000



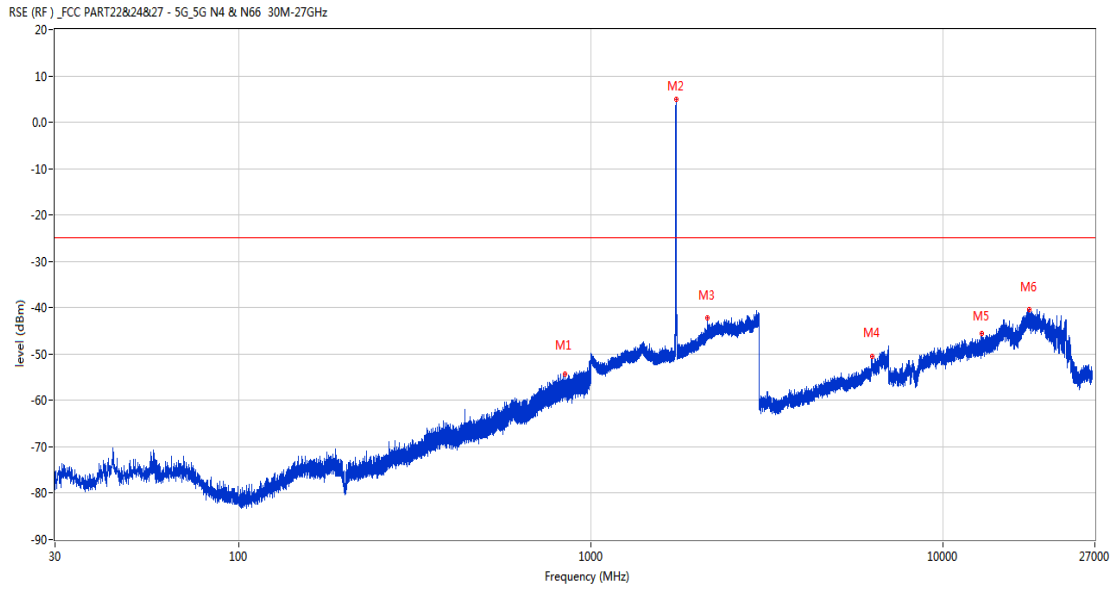
Frequency (MHz)	Result (dBm)	Factor (dB)	PK Limit (dBm)	Over Limit (dB)	Table (o)	ANT	EUT	Verdict
892.427	-53.10	40.88	-25.0	-28.10	147.00	Horizontal	Horizontal	Pass
1742.600	10.34	43.08	-25.0	35.34	201.00	Horizontal	Horizontal	N/A
2950.000	-41.01	48.08	-25.0	-16.01	312.00	Horizontal	Horizontal	Pass
3837.600	-57.08	5.65	-25.0	-32.08	105.00	Horizontal	Horizontal	Pass
12848.963	-44.69	19.38	-25.0	-19.69	222.00	Horizontal	Horizontal	Pass
17596.275	-40.28	22.01	-25.0	-15.28	160.00	Horizontal	Horizontal	Pass

RSE-H&V n66 BW15 CH429000



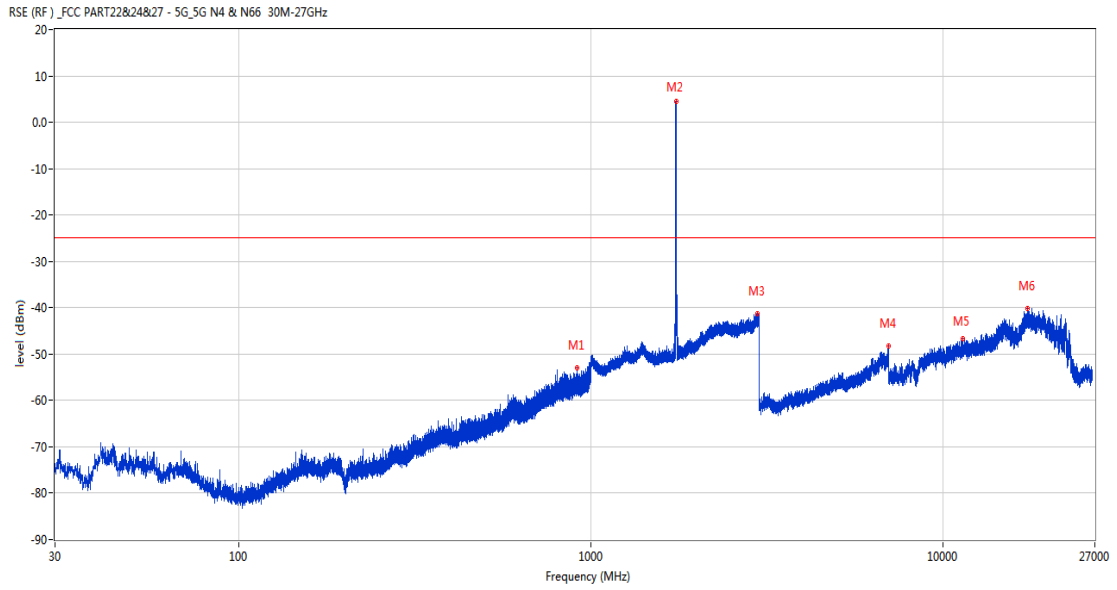
Frequency (MHz)	Result (dBm)	Factor (dB)	PK Limit (dBm)	Over Limit (dB)	Table (o)	ANT	EUT	Verdict
925.601	-52.95	41.42	-25.0	-27.95	294.00	Horizontal	Vertical	Pass
1744.800	11.45	43.29	-25.0	36.45	95.00	Horizontal	Vertical	N/A
2415.400	-42.37	46.51	-25.0	-17.37	349.00	Horizontal	Vertical	Pass
4056.600	-57.01	5.31	-25.0	-32.01	314.00	Horizontal	Vertical	Pass
11500.812	-47.01	17.79	-25.0	-22.01	74.00	Horizontal	Vertical	Pass
17594.438	-40.30	22.03	-25.0	-15.30	334.00	Horizontal	Vertical	Pass

RSE-V&V n66 BW15 CH429000



Frequency (MHz)	Result (dBm)	Factor (dB)	PK Limit (dBm)	Over Limit (dB)	Table (o)	ANT	EUT	Verdict
842.084	-54.30	40.73	-25.0	-29.30	43.00	Vertical	Vertical	Pass
1746.100	5.06	43.27	-25.0	30.06	61.00	Vertical	Vertical	N/A
2138.600	-42.16	45.87	-25.0	-17.16	173.00	Vertical	Vertical	Pass
6280.400	-50.58	11.28	-25.0	-25.58	32.00	Vertical	Vertical	Pass
12859.725	-45.49	19.48	-25.0	-20.49	36.00	Vertical	Vertical	Pass
17592.074	-40.41	22.06	-25.0	-15.41	242.00	Vertical	Vertical	Pass

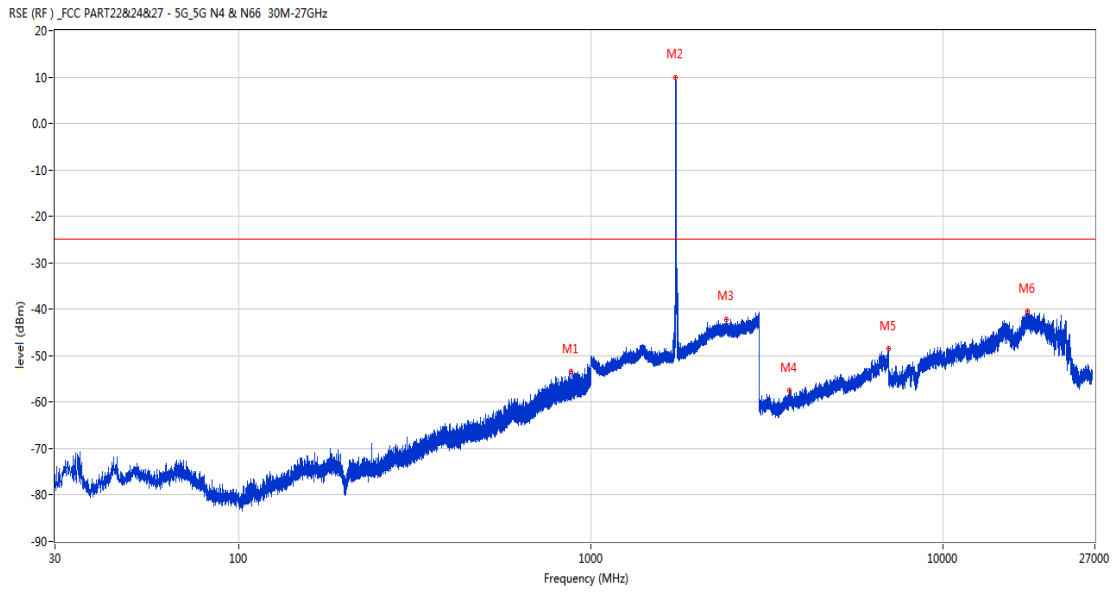
RSE-V&H n66 BW15 CH429000



Frequency (MHz)	Result (dBm)	Factor (dB)	PK Limit (dBm)	Over Limit (dB)	Table (o)	ANT	EUT	Verdict
912.748	-53.06	41.25	-25.0	-28.06	37.00	Vertical	Horizontal	Pass
1742.900	4.54	43.11	-25.0	29.54	363.00	Vertical	Horizontal	N/A
2972.300	-41.38	47.87	-25.0	-16.38	360.00	Vertical	Horizontal	Pass
6995.600	-48.23	13.55	-25.0	-23.23	279.00	Vertical	Horizontal	Pass
11351.888	-46.74	17.21	-25.0	-21.74	308.00	Vertical	Horizontal	Pass
17429.324	-40.18	22.42	-25.0	-15.18	59.00	Vertical	Horizontal	Pass

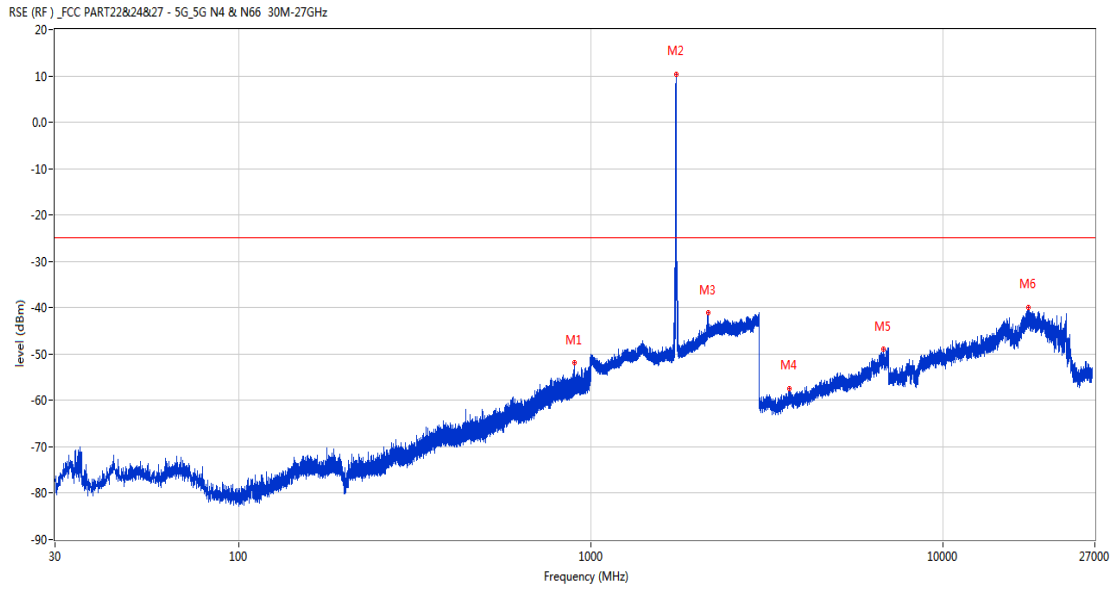
### 57.3 n66 BW20, PI/2 BPSK, Middle Channel

RSE-H&H n66 BW20 CH429000



Frequency (MHz)	Result (dBm)	Factor (dB)	PK Limit (dBm)	Over Limit (dB)	Table (o)	ANT	EUT	Verdict
876.374	-53.46	40.36	-25.0	-28.46	354.00	Horizontal	Horizontal	Pass
1740.800	9.85	42.98	-25.0	34.85	83.00	Horizontal	Horizontal	N/A
2425.000	-42.27	46.28	-25.0	-17.27	-3.00	Horizontal	Horizontal	Pass
3654.600	-57.47	4.23	-25.0	-32.47	0.00	Horizontal	Horizontal	Pass
6998.200	-48.56	13.63	-25.0	-23.56	271.00	Horizontal	Horizontal	Pass
17428.802	-40.50	22.43	-25.0	-15.50	92.00	Horizontal	Horizontal	Pass

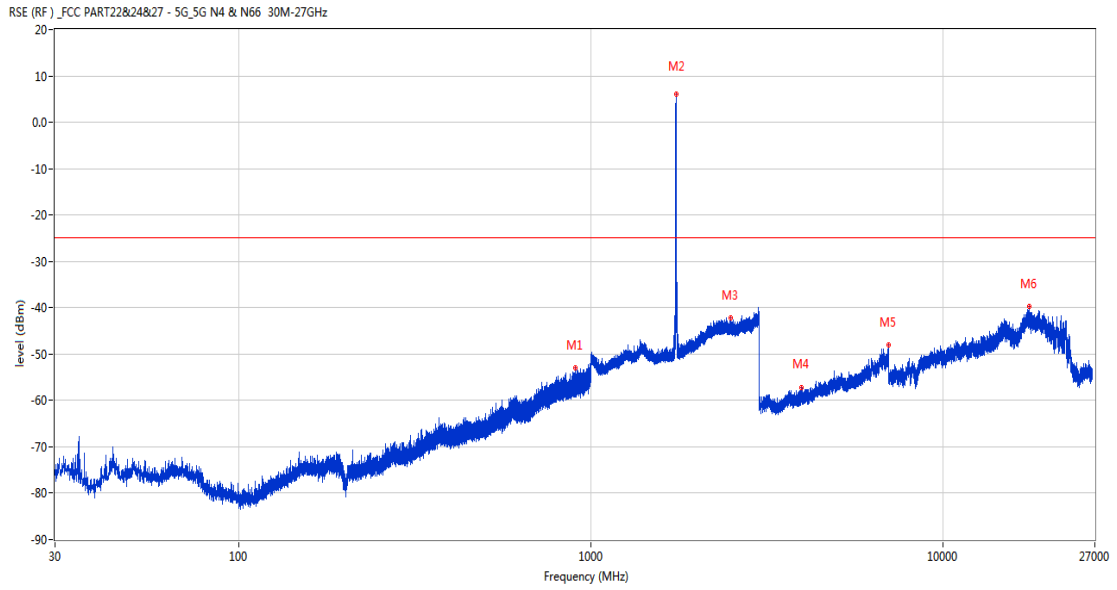
RSE-H&V n66 BW20 CH429000



Frequency (MHz)	Result (dBm)	Factor (dB)	PK Limit (dBm)	Over Limit (dB)	Table (o)	ANT	EUT	Verdict
896.841	-51.73	40.89	-25.0	-26.73	77.00	Horizontal	Vertical	Pass
1747.800	10.38	43.13	-25.0	35.38	166.00	Horizontal	Vertical	N/A
2146.900	-40.95	46.08	-25.0	-15.95	75.00	Horizontal	Vertical	N/A
3654.600	-57.53	4.23	-25.0	-32.53	282.00	Horizontal	Vertical	Pass
6779.800	-49.02	11.91	-25.0	-24.02	17.00	Horizontal	Vertical	Pass
17473.161	-40.01	21.71	-25.0	-15.01	363.00	Horizontal	Vertical	Pass

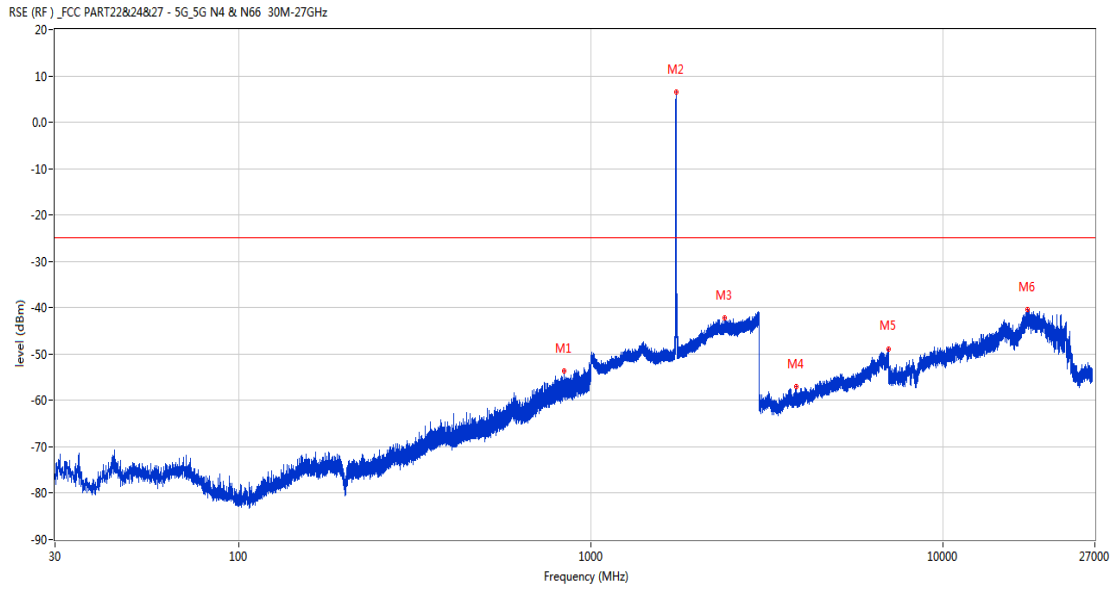


RSE-V&V n66 BW20 CH429000



Frequency (MHz)	Result (dBm)	Factor (dB)	PK Limit (dBm)	Over Limit (dB)	Table (o)	ANT	EUT	Verdict
903.873	-52.93	40.98	-25.0	-27.93	0.00	Vertical	Vertical	Pass
1746.600	6.11	43.26	-25.0	31.11	178.00	Vertical	Vertical	N/A
2499.000	-42.19	46.48	-25.0	-17.19	178.00	Vertical	Vertical	Pass
3968.600	-57.21	5.35	-25.0	-32.21	238.00	Vertical	Vertical	Pass
6999.600	-48.12	13.65	-25.0	-23.12	115.00	Vertical	Vertical	Pass
17607.563	-39.63	21.90	-25.0	-14.63	361.00	Vertical	Vertical	Pass

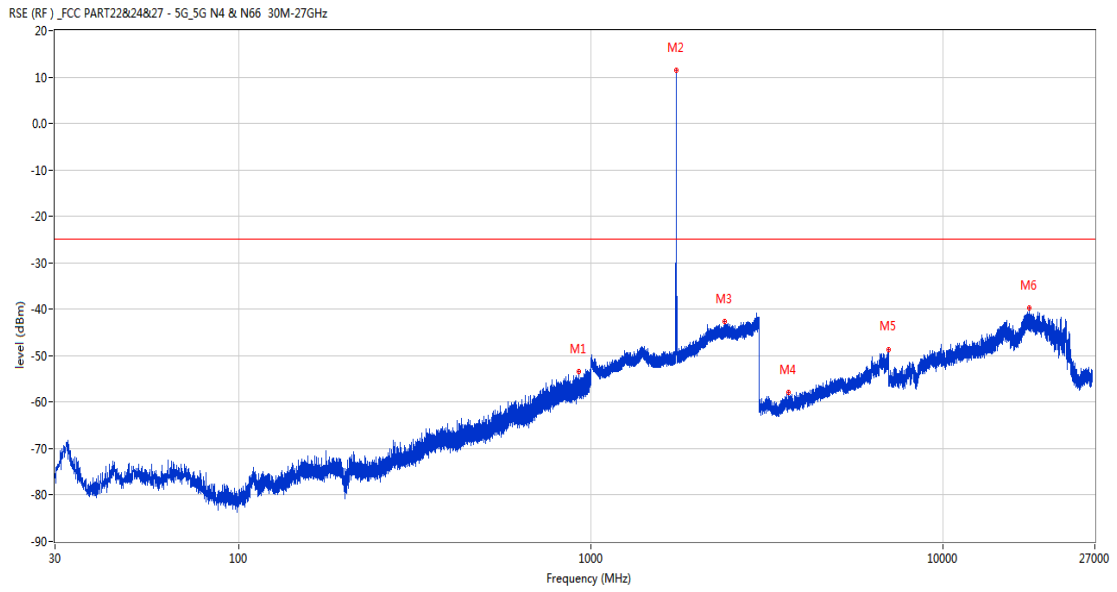
RSE-V&H n66 BW20 CH429000



Frequency (MHz)	Result (dBm)	Factor (dB)	PK Limit (dBm)	Over Limit (dB)	Table (o)	ANT	EUT	Verdict
838.252	-53.56	40.52	-25.0	-28.56	231.00	Vertical	Horizontal	Pass
1743.600	6.48	43.17	-25.0	31.48	9.00	Vertical	Horizontal	N/A
2400.700	-42.23	46.65	-25.0	-17.23	342.00	Vertical	Horizontal	Pass
3833.600	-56.96	5.44	-25.0	-31.96	166.00	Vertical	Horizontal	Pass
6999.400	-48.90	13.65	-25.0	-23.90	288.00	Vertical	Horizontal	Pass
17386.275	-40.48	22.38	-25.0	-15.48	73.00	Vertical	Horizontal	Pass

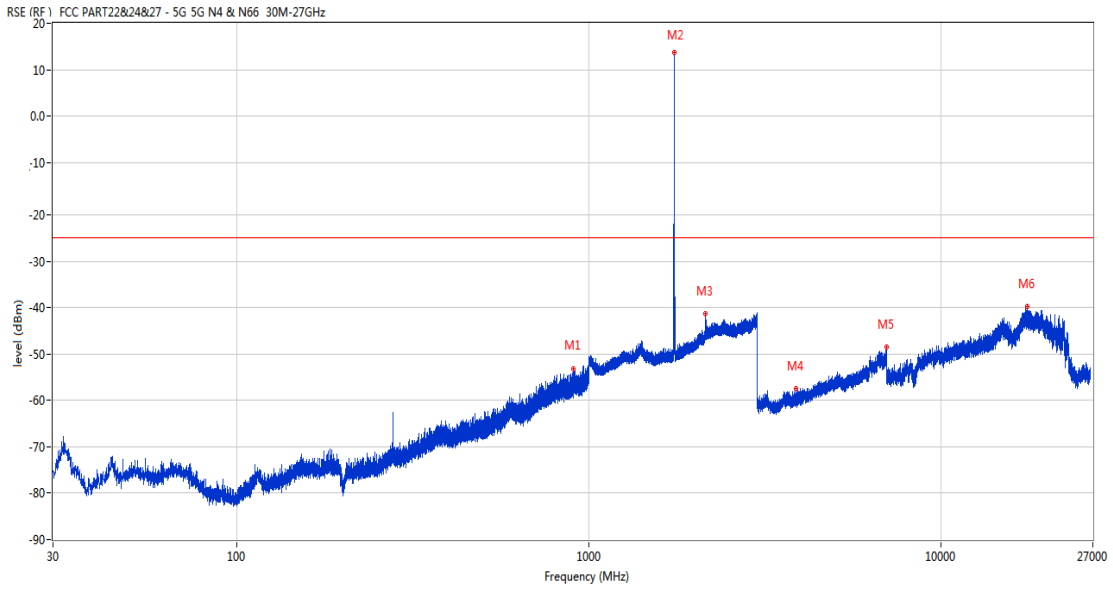
### 57.4 n66 BW5, QPSK, Middle Channel

RSE-H&H n66 BW5 CH429000



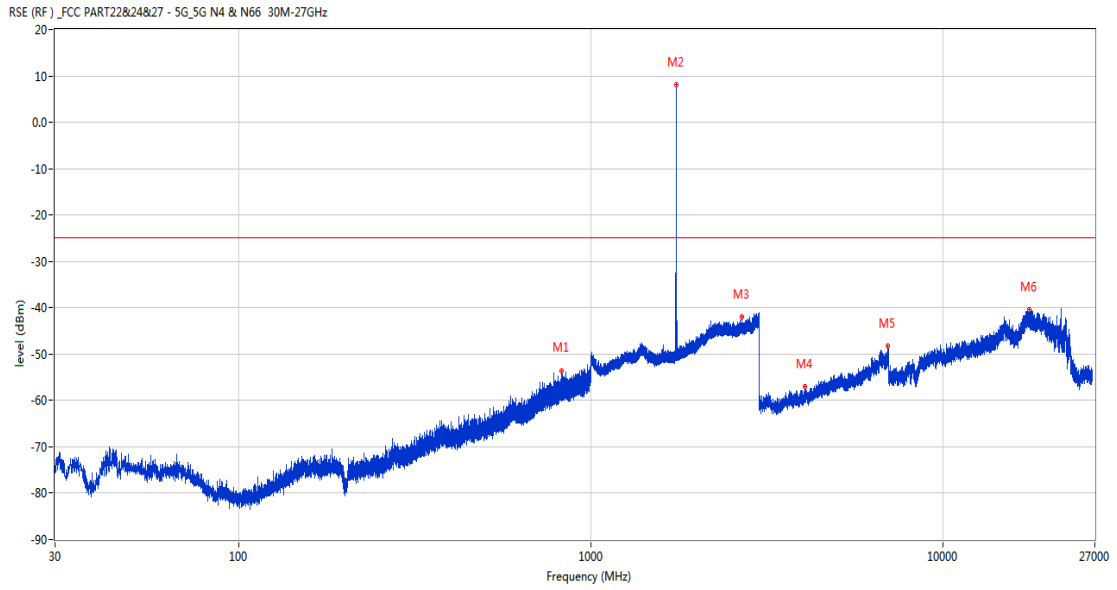
Frequency (MHz)	Result (dBm)	Factor (dB)	PK Limit (dBm)	Over Limit (dB)	Table (o)	ANT	EUT	Verdict
924.679	-53.38	41.37	-25.0	-28.38	326.00	Horizontal	Horizontal	Pass
1744.700	11.47	43.28	-25.0	36.47	360.00	Horizontal	Horizontal	N/A
2403.300	-42.68	46.63	-25.0	-17.68	218.00	Horizontal	Horizontal	Pass
3639.800	-57.91	4.06	-25.0	-32.91	333.00	Horizontal	Horizontal	Pass
7000.000	-48.69	13.64	-25.0	-23.69	124.00	Horizontal	Horizontal	Pass
17629.350	-39.76	21.60	-25.0	-14.76	363.00	Horizontal	Horizontal	Pass

RSE-H&V n66 BW5 CH429000



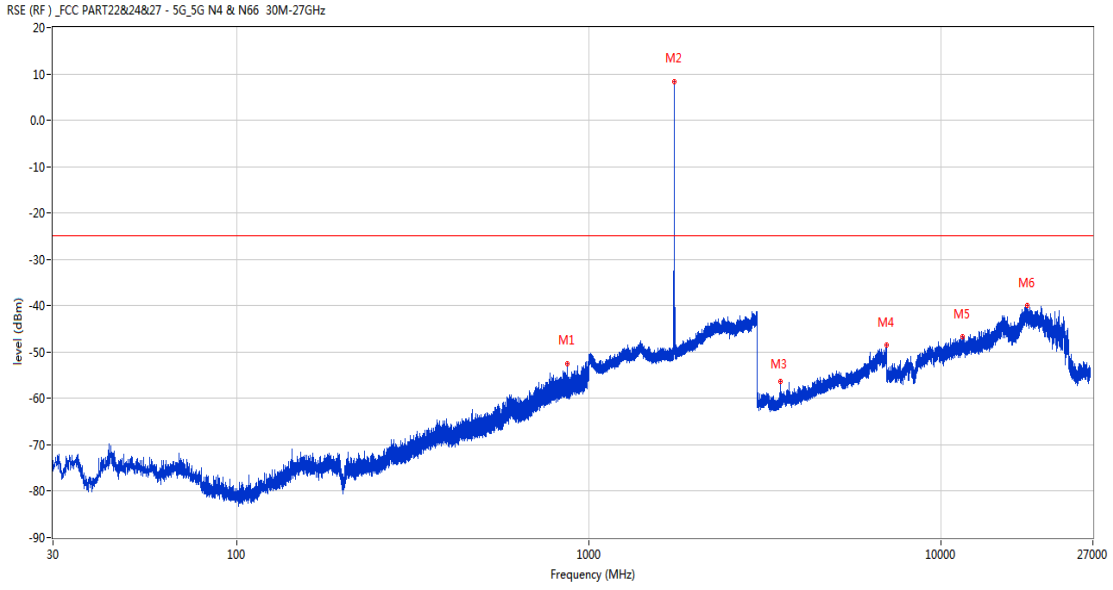
Frequency (MHz)	Result (dBm)	Factor (dB)	PK Limit (dBm)	Over Limit (dB)	Table (o)	ANT	EUT	Verdict
902.806	-53.12	40.97	-25.0	-28.12	27.00	Horizontal	Vertical	Pass
1745.300	13.62	43.29	-25.0	38.62	167.00	Horizontal	Vertical	N/A
2145.600	-41.27	46.10	-25.0	-16.27	112.00	Horizontal	Vertical	N/A
3883.400	-57.47	4.54	-25.0	-32.47	357.00	Horizontal	Vertical	Pass
6999.600	-48.51	13.65	-25.0	-23.51	222.00	Horizontal	Vertical	Pass
17601.526	-39.67	21.96	-25.0	-14.67	90.00	Horizontal	Vertical	Pass

RSE-V&V n66 BW5 CH429000



Frequency (MHz)	Result (dBm)	Factor (dB)	PK Limit (dBm)	Over Limit (dB)	Table (o)	ANT	EUT	Verdict
823.412	-53.58	40.19	-25.0	-28.58	46.00	Vertical	Vertical	Pass
1744.800	8.04	43.29	-25.0	33.04	65.00	Vertical	Vertical	N/A
2678.600	-41.96	46.35	-25.0	-16.96	185.00	Vertical	Vertical	Pass
4055.800	-57.00	5.30	-25.0	-32.00	274.00	Vertical	Vertical	Pass
6983.400	-48.31	13.86	-25.0	-23.31	0.00	Vertical	Vertical	Pass
21629.499	-40.19	25.55	-25.0	-15.19	189.00	Vertical	Vertical	Pass

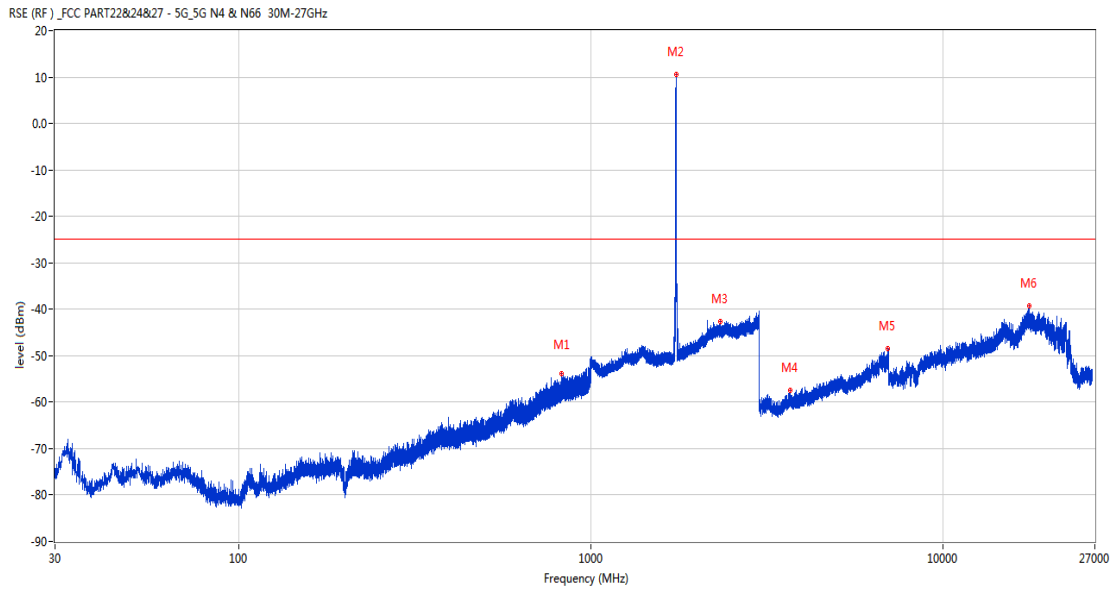
RSE-V&H n66 BW5 CH429000



Frequency (MHz)	Result (dBm)	Factor (dB)	PK Limit (dBm)	Over Limit (dB)	Table (o)	ANT	EUT	Verdict
867.983	-52.59	40.17	-25.0	-27.59	312.00	Vertical	Horizontal	Pass
1745.200	8.42	43.29	-25.0	33.42	297.00	Vertical	Horizontal	N/A
3504.400	-56.37	3.20	-25.0	-31.37	161.00	Vertical	Horizontal	Pass
6997.400	-48.47	13.61	-25.0	-23.47	0.00	Vertical	Horizontal	Pass
11521.800	-46.77	17.46	-25.0	-21.77	296.00	Vertical	Horizontal	Pass
17589.187	-40.00	22.09	-25.0	-15.00	192.00	Vertical	Horizontal	Pass

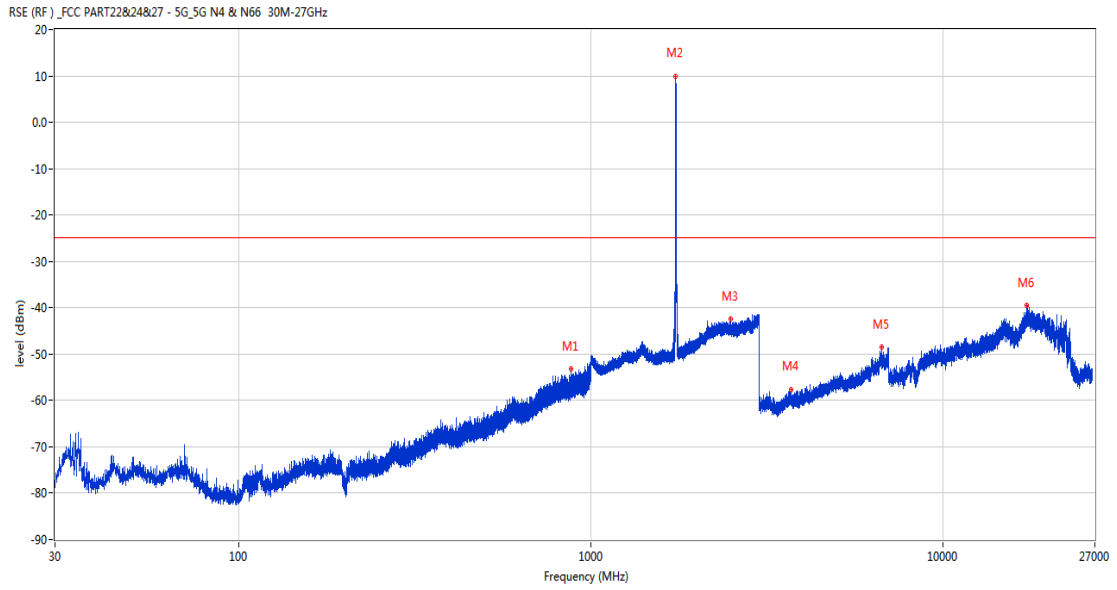
## 57.5 n66 BW15, QPSK, Middle Channel

RSE-H&H n66 BW15 CH429000



Frequency (MHz)	Result (dBm)	Factor (dB)	PK Limit (dBm)	Over Limit (dB)	Table (o)	ANT	EUT	Verdict
826.612	-53.96	40.16	-25.0	-28.96	284.00	Horizontal	Horizontal	Pass
1744.800	10.62	43.29	-25.0	35.62	39.00	Horizontal	Horizontal	N/A
2328.400	-42.55	46.61	-25.0	-17.55	8.00	Horizontal	Horizontal	Pass
3686.200	-57.44	4.86	-25.0	-32.44	247.00	Horizontal	Horizontal	Pass
6982.200	-48.43	13.88	-25.0	-23.43	361.00	Horizontal	Horizontal	Pass
17592.863	-39.37	22.05	-25.0	-14.37	206.00	Horizontal	Horizontal	Pass

RSE-H&V n66 BW15 CH429000



Frequency (MHz)	Result (dBm)	Factor (dB)	PK Limit (dBm)	Over Limit (dB)	Table (o)	ANT	EUT	Verdict
875.015	-53.28	40.29	-25.0	-28.28	279.00	Horizontal	Vertical	Pass
1741.700	9.93	43.03	-25.0	34.93	206.00	Horizontal	Vertical	N/A
2494.200	-42.52	46.40	-25.0	-17.52	249.00	Horizontal	Vertical	Pass
3703.800	-57.77	4.88	-25.0	-32.77	289.00	Horizontal	Vertical	Pass
6682.400	-48.54	11.85	-25.0	-23.54	186.00	Horizontal	Vertical	Pass
17302.276	-39.48	21.13	-25.0	-14.48	62.00	Horizontal	Vertical	Pass