

**MEASUREMENT 1**

Type: Phone measurement (Complete)

Area scan resolution: dx=8mm,dy=8mm

Zoom scan resolution: dx=8mm, dy=8mm, dz=5mm

Date of measurement: 2014.4.21

Measurement duration: 8 minutes 2 seconds

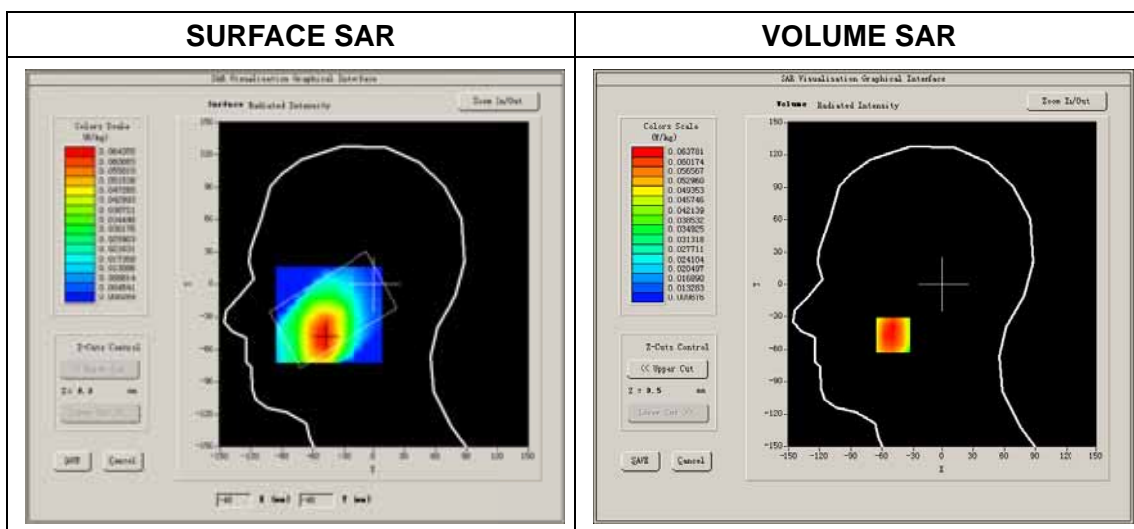
**A. Experimental conditions.**

<b>Phantom File</b>	sam_direct_droit2_surf8mm.txt
<b>Phantom</b>	Right head
<b>Device Position</b>	Cheek
<b>Band</b>	GSM850
<b>Channels</b>	Low
<b>Signal</b>	GSM

**B. SAR Measurement Results**

Low Band SAR (Channel 128):

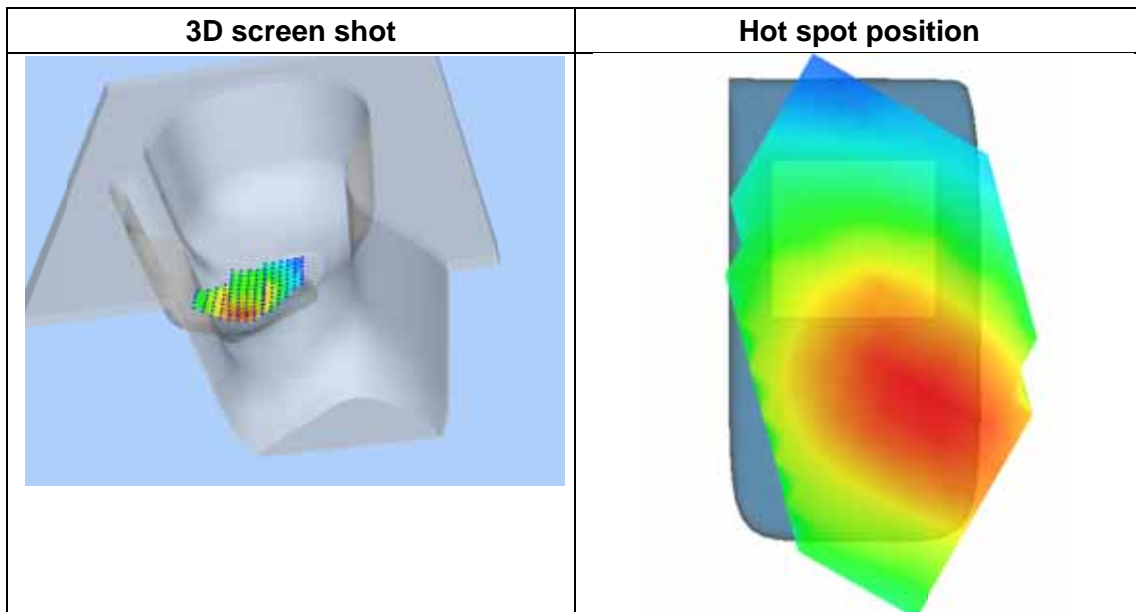
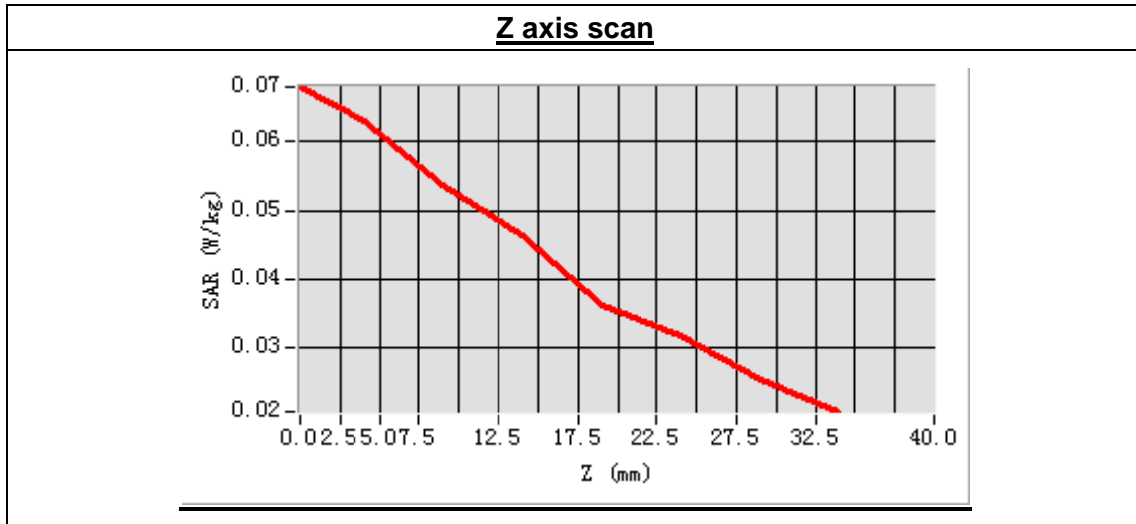
<b>Frequency (MHz)</b>	824.200000
<b>Relative permittivity (real part)</b>	41.322812
<b>Conductivity (S/m)</b>	0.882416
<b>Power drift (%)</b>	0.740000
<b>Ambient Temperature:</b>	22.3°C
<b>Liquid Temperature:</b>	22.6°C
<b>ConvF:</b>	6.73
<b>Crest factor:</b>	1:8



Maximum location: X=-49.00, Y=-47.00

SAR Peak: 0.08 W/kg

SAR 10g (W/Kg)	0.048653
SAR 1g (W/Kg)	0.063783



**MEASUREMENT 2**

Type: Phone measurement (Complete)

Area scan resolution: dx=8mm,dy=8mm

Zoom scan resolution: dx=8mm, dy=8mm, dz=5mm

Date of measurement: 2014.4.21

Measurement duration: 7 minutes 40 seconds

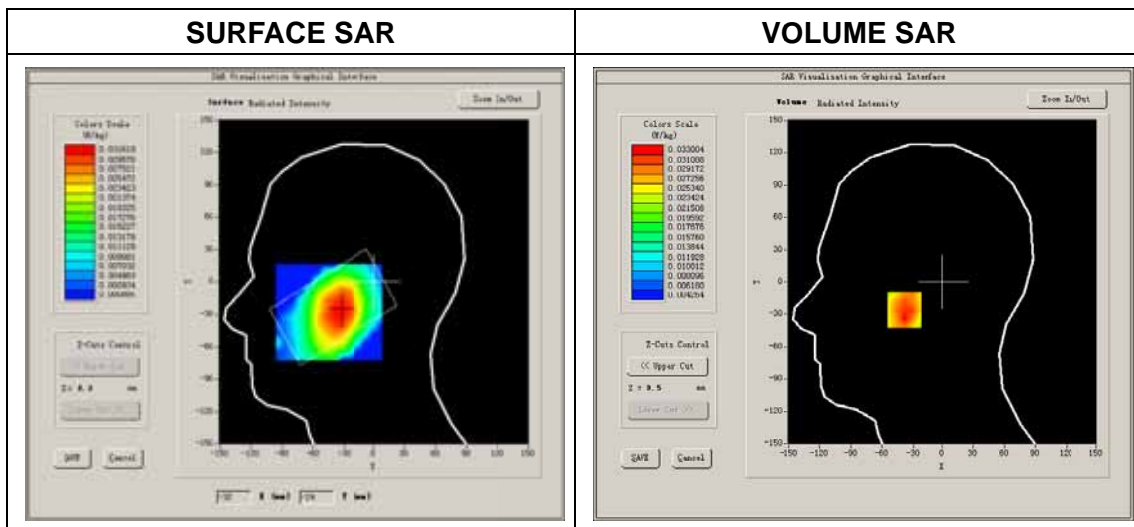
**A. Experimental conditions.**

<b>Phantom File</b>	sam_direct_droit2_surf8mm.txt
<b>Phantom</b>	Right head
<b>Device Position</b>	Tilt
<b>Band</b>	GSM850
<b>Channels</b>	Low
<b>Signal</b>	GSM

**B. SAR Measurement Results**

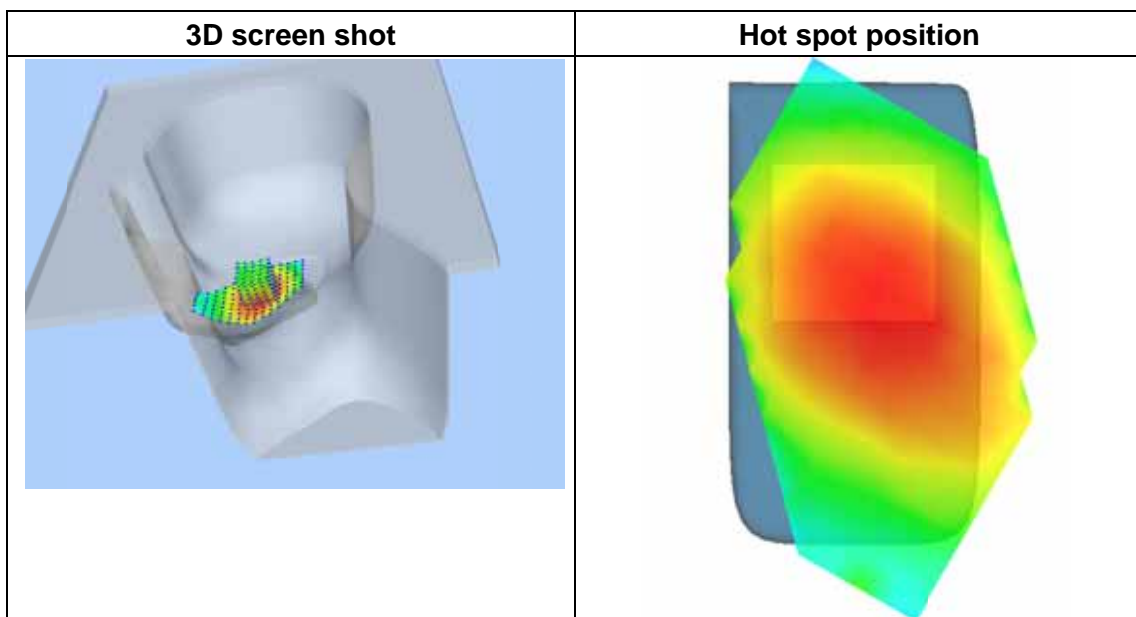
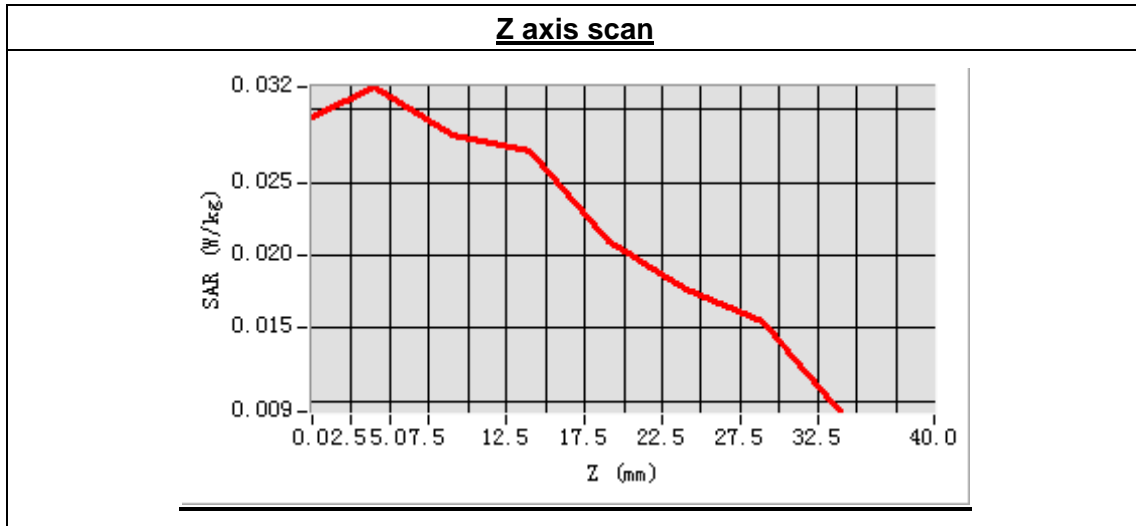
Low Band SAR (Channel 128):

<b>Frequency (MHz)</b>	824.200000
<b>Relative permittivity (real part)</b>	41.322812
<b>Conductivity (S/m)</b>	0.882416
<b>Power drift (%)</b>	-0.580000
<b>Ambient Temperature:</b>	22.5°C
<b>Liquid Temperature:</b>	22.8°C
<b>ConvF:</b>	6.73
<b>Crest factor:</b>	1:8



Maximum location: X=-35.00, Y=-26.00  
 SAR Peak: 0.06 W/kg

SAR 10g (W/Kg)	0.025034
SAR 1g (W/Kg)	0.033767



**MEASUREMENT 3**

Type: Phone measurement (Complete)

Area scan resolution: dx=8mm,dy=8mm

Zoom scan resolution: dx=8mm, dy=8mm, dz=5mm

Date of measurement: 2014.4.21

Measurement duration: 8 minutes 0 seconds

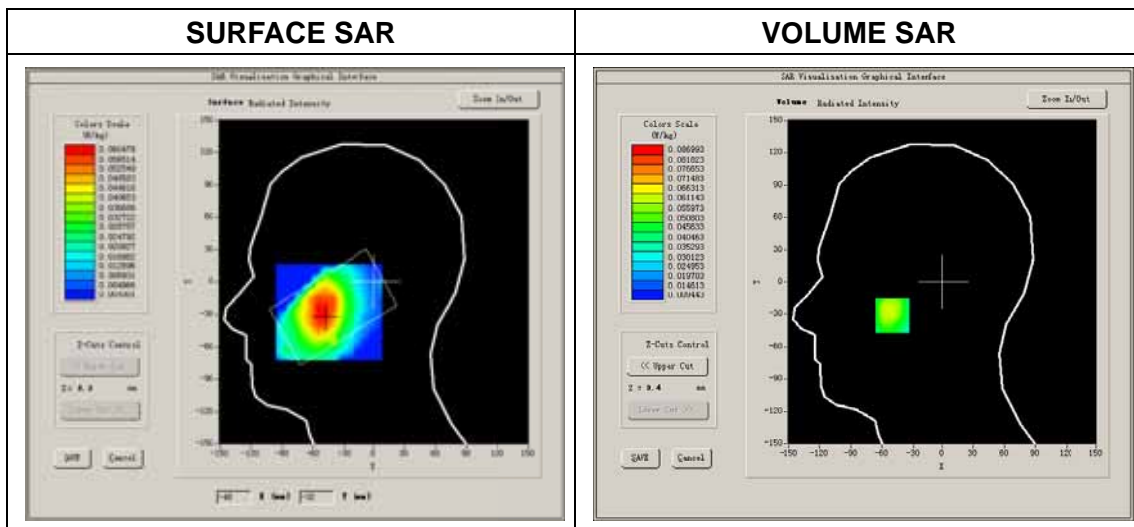
**A. Experimental conditions.**

<b>Phantom File</b>	sam_direct_droit2_surf8mm.txt
<b>Phantom</b>	Left head
<b>Device Position</b>	Cheek
<b>Band</b>	GSM850
<b>Channels</b>	Low
<b>Signal</b>	GSM

**B. SAR Measurement Results**

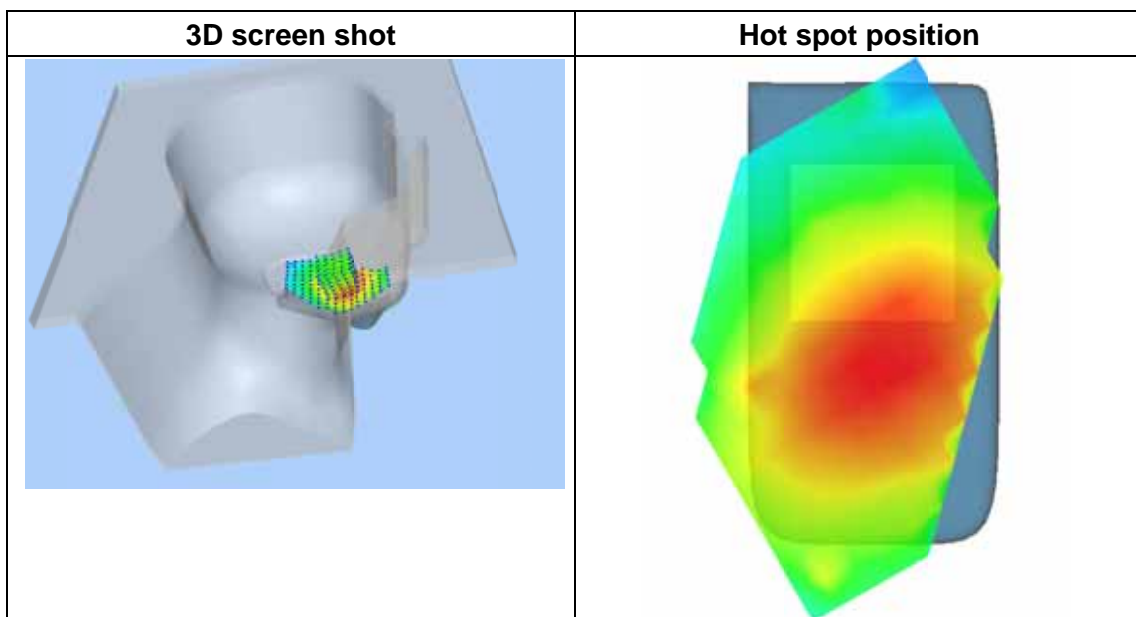
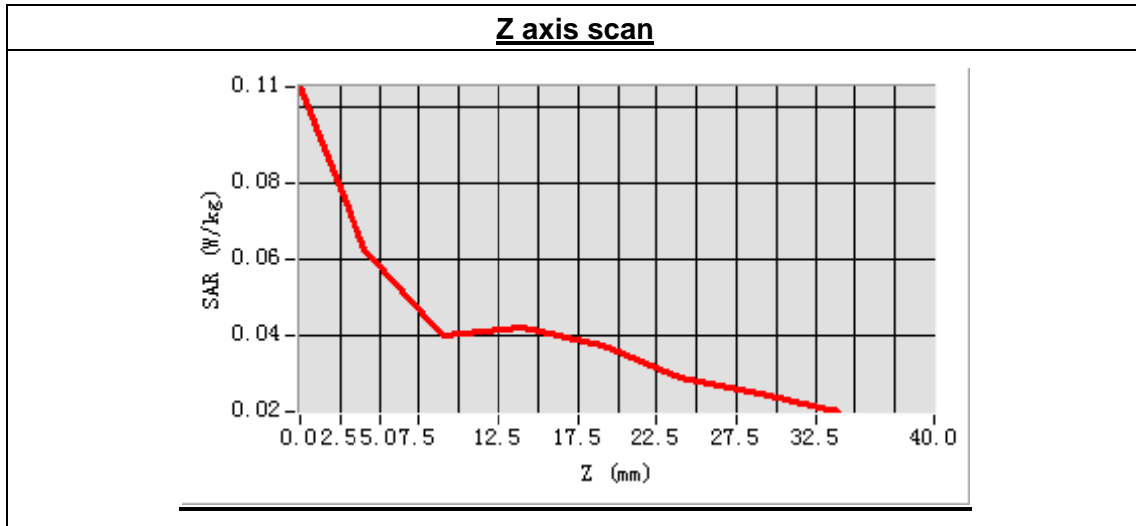
Low Band SAR (Channel 128):

<b>Frequency (MHz)</b>	824.200000
<b>Relative permittivity (real part)</b>	41.322812
<b>Conductivity (S/m)</b>	0.882416
<b>Power drift (%)</b>	-0.220000
<b>Ambient Temperature:</b>	22.5°C
<b>Liquid Temperature:</b>	22.8°C
<b>ConvF:</b>	6.73
<b>Crest factor:</b>	1:8



Maximum location: X=-50.00, Y=-31.00  
 SAR Peak: 0.11 W/kg

SAR 10g (W/Kg)	0.046066
SAR 1g (W/Kg)	0.066885



**MEASUREMENT 4**

Type: Phone measurement (Complete)

Area scan resolution: dx=8mm,dy=8mm

Zoom scan resolution: dx=8mm, dy=8mm, dz=5mm

Date of measurement: 2014.4.21

Measurement duration: 7 minutes 35 seconds

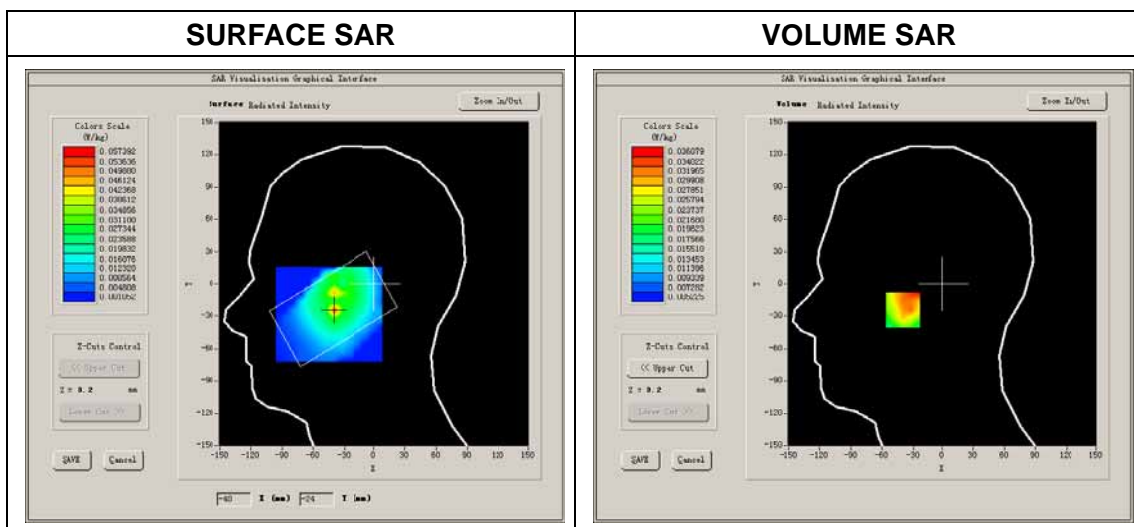
**A. Experimental conditions.**

<b>Phantom File</b>	sam_direct_droit2_surf8mm.txt
<b>Phantom</b>	Left head
<b>Device Position</b>	Tilt
<b>Band</b>	GSM850
<b>Channels</b>	Low
<b>Signal</b>	GSM

**B. SAR Measurement Results**

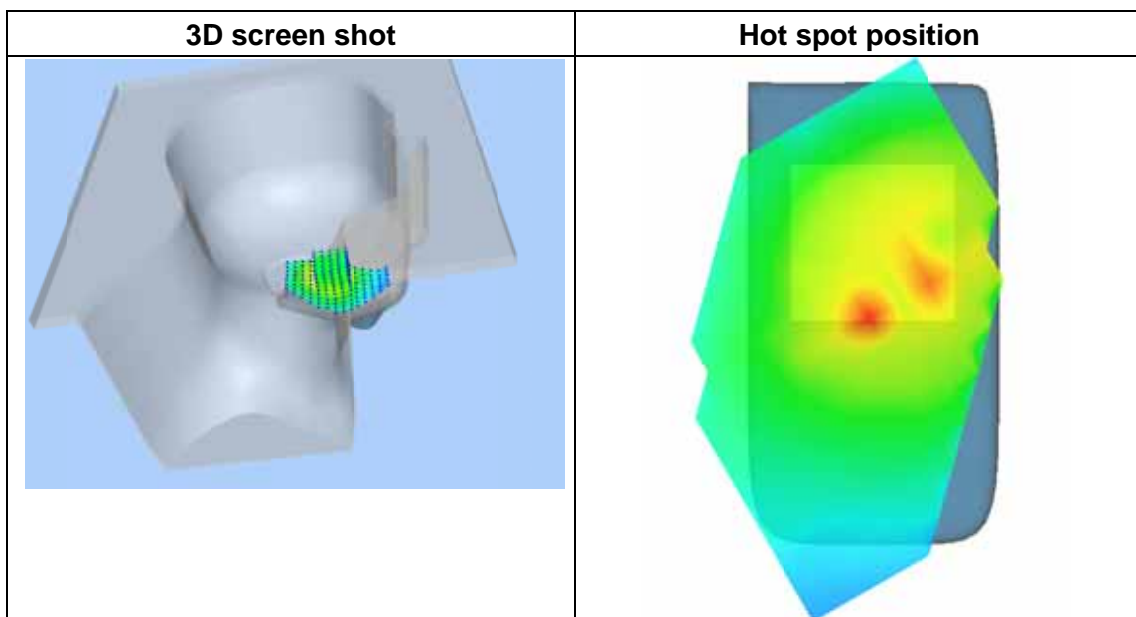
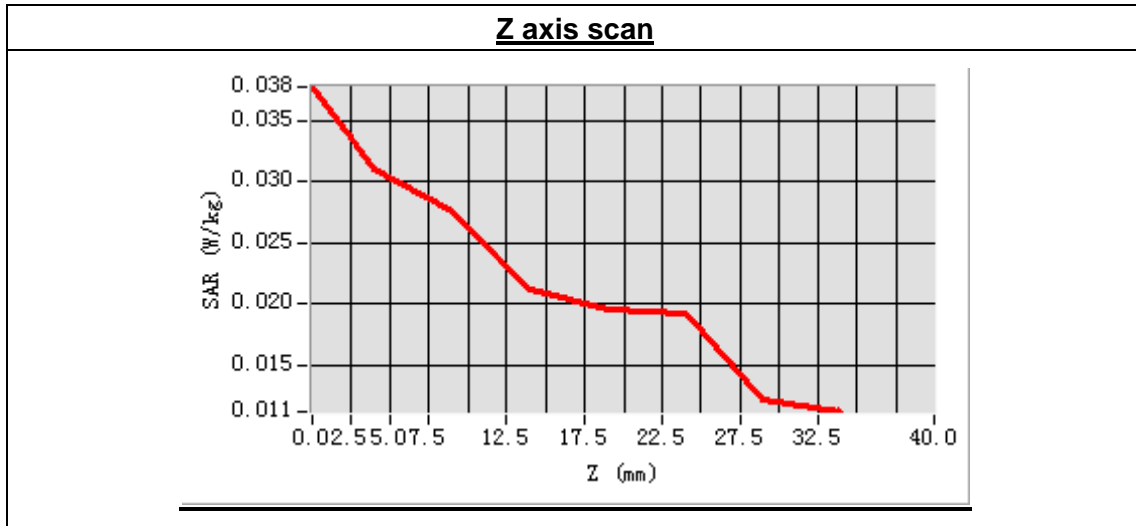
Low Band SAR (Channel 128):

<b>Frequency (MHz)</b>	824.200000
<b>Relative permittivity (real part)</b>	41.322812
<b>Conductivity (S/m)</b>	0.882416
<b>Power drift (%)</b>	-1.200000
<b>Ambient Temperature:</b>	22.5°C
<b>Liquid Temperature:</b>	22.8°C
<b>ConvF:</b>	6.73
<b>Crest factor:</b>	1:8



Maximum location: X=-40.00, Y=-24.00  
 SAR Peak: 0.06 W/kg

SAR 10g (W/Kg)	0.026323
SAR 1g (W/Kg)	0.034429





**MEASUREMENT 5**

Type: Phone measurement (Complete)

Area scan resolution: dx=8mm,dy=8mm

Zoom scan resolution: dx=8mm, dy=8mm, dz=5mm

Date of measurement: 2014.4.21

Measurement duration: 9 minutes 7 seconds

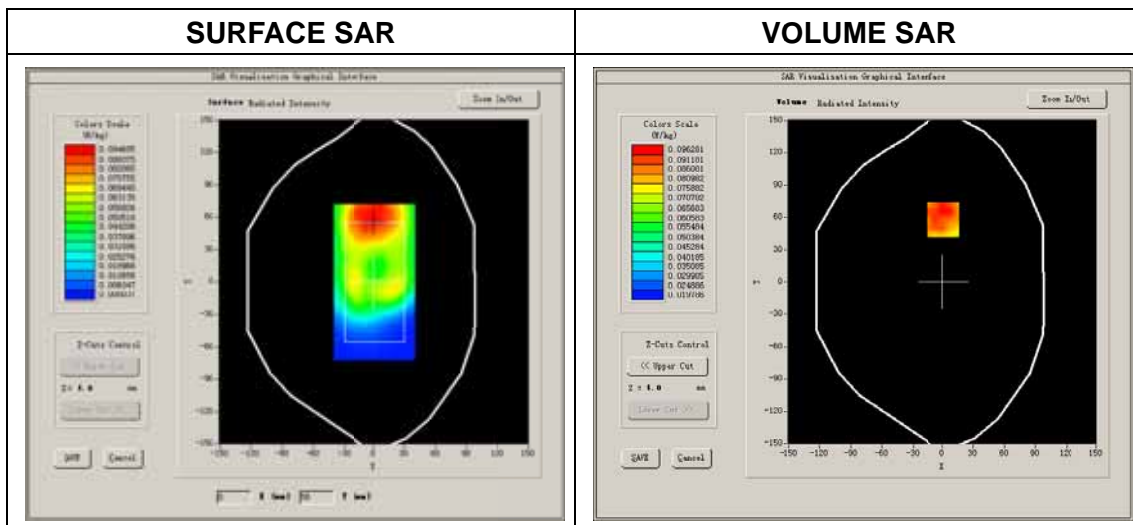
**A. Experimental conditions.**

<b>Phantom File</b>	surf_sam_plan.txt
<b>Phantom</b>	Validation plane
<b>Device Position</b>	Body
<b>Band</b>	GSM850
<b>Channels</b>	Low
<b>Signal</b>	GSM

**B. SAR Measurement Results**

Low Band SAR (Channel 128):

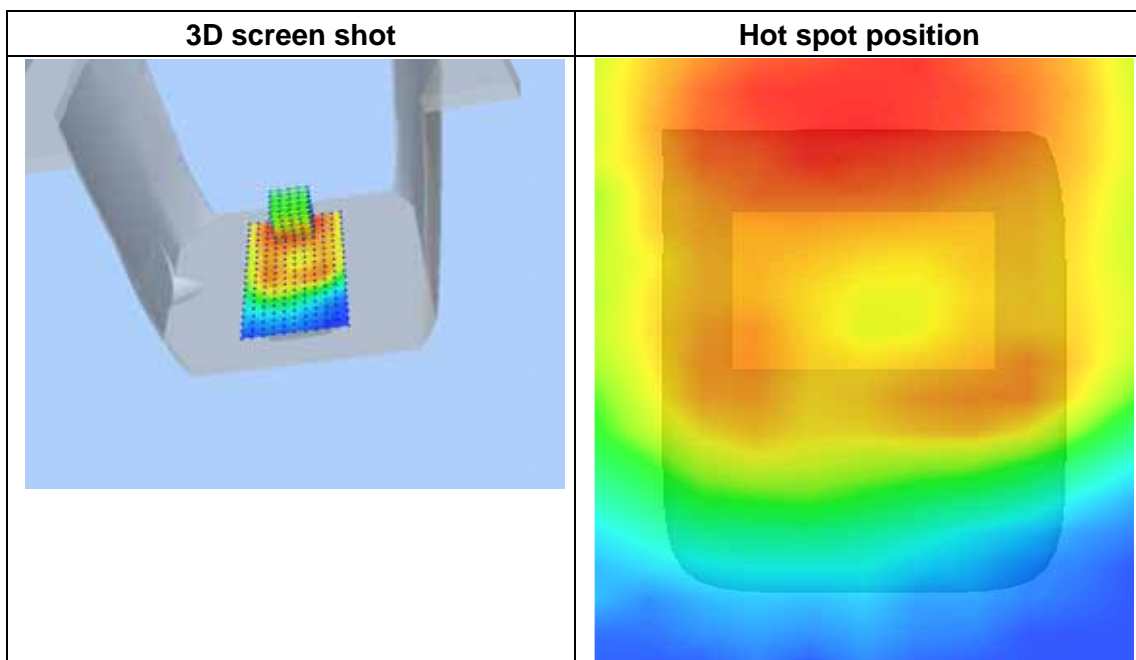
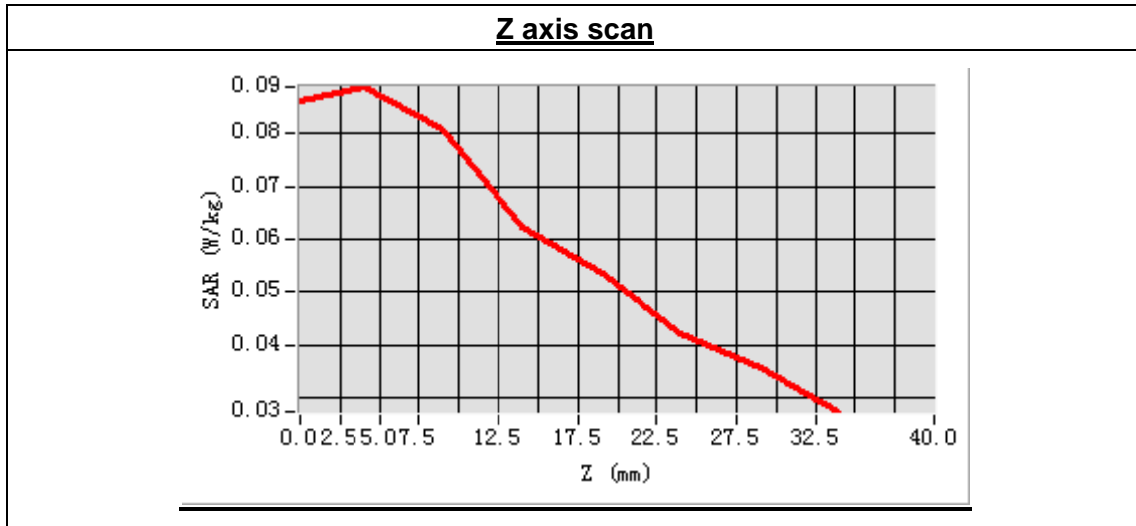
<b>Frequency (MHz)</b>	836.300000
<b>Relative permittivity (real part)</b>	55.106274
<b>Conductivity (S/m)</b>	0.962846
<b>Power drift (%)</b>	-0.400000
<b>Ambient Temperature:</b>	22.5°C
<b>Liquid Temperature:</b>	22.8°C
<b>ConvF:</b>	6.99
<b>Crest factor:</b>	1:8



Maximum location: X=0.00, Y=58.00

SAR Peak: 0.13 W/kg

SAR 10g (W/Kg)	0.078187
SAR 1g (W/Kg)	0.101951



**MEASUREMENT 6**

Type: Phone measurement (Complete)

Area scan resolution: dx=8mm,dy=8mm

Zoom scan resolution: dx=8mm, dy=8mm, dz=5mm

Date of measurement: 2014.4.21

Measurement duration: 9 minutes 6 seconds

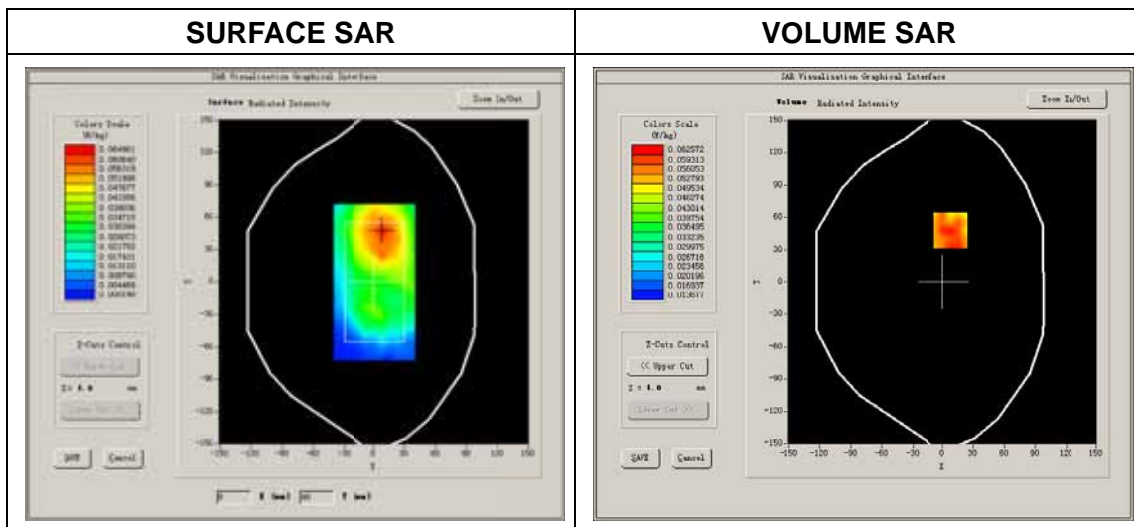
**A. Experimental conditions.**

<b>Phantom File</b>	surf_sam_plan.txt
<b>Phantom</b>	Validation plane
<b>Device Position</b>	Body
<b>Band</b>	GSM850
<b>Channels</b>	Low
<b>Signal</b>	GSM

**B. SAR Measurement Results**

Low Band SAR (Channel 128):

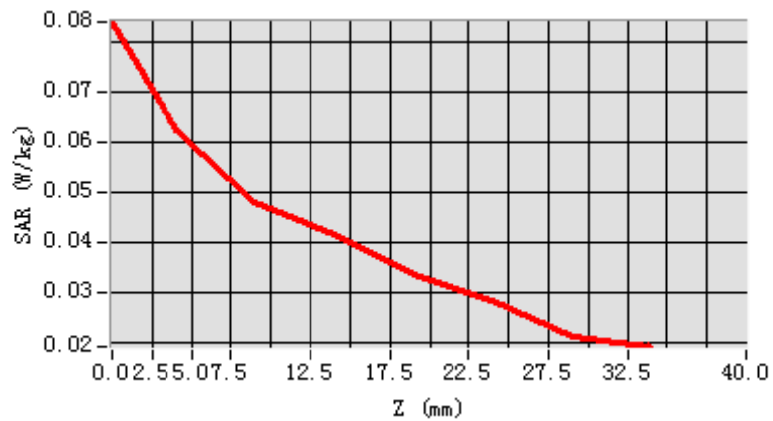
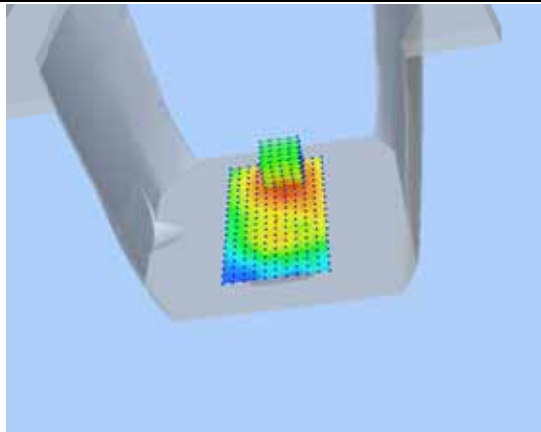
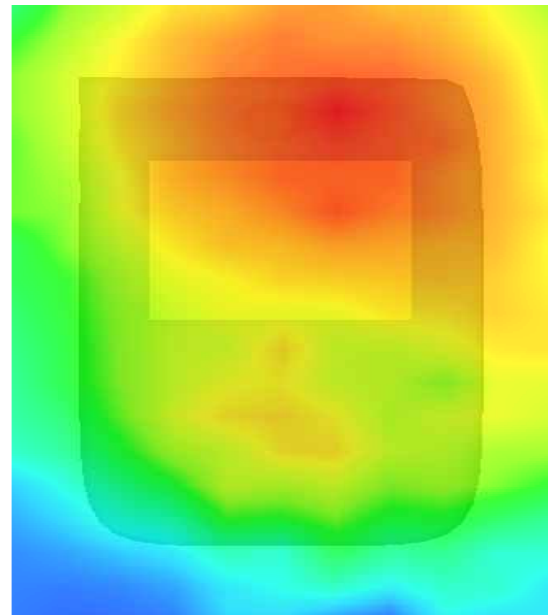
<b>Frequency (MHz)</b>	824.200000
<b>Relative permittivity (real part)</b>	55.106274
<b>Conductivity (S/m)</b>	0.962846
<b>Power drift (%)</b>	0.560000
<b>Ambient Temperature:</b>	22.5°C
<b>Liquid Temperature:</b>	22.8°C
<b>ConvF:</b>	6.99
<b>Crest factor:</b>	1:8



Maximum location: X=8.00, Y=48.00

SAR Peak: 0.11 W/kg

SAR 10g (W/Kg)	0.049943
SAR 1g (W/Kg)	0.068211

**Z axis scan****3D screen shot****Hot spot position**

**MEASUREMENT 7**

Type: Phone measurement (Complete)

Area scan resolution: dx=8mm,dy=8mm

Zoom scan resolution: dx=8mm, dy=8mm, dz=5mm

Date of measurement: 2014.4.21

Measurement duration: 9 minutes 11 seconds

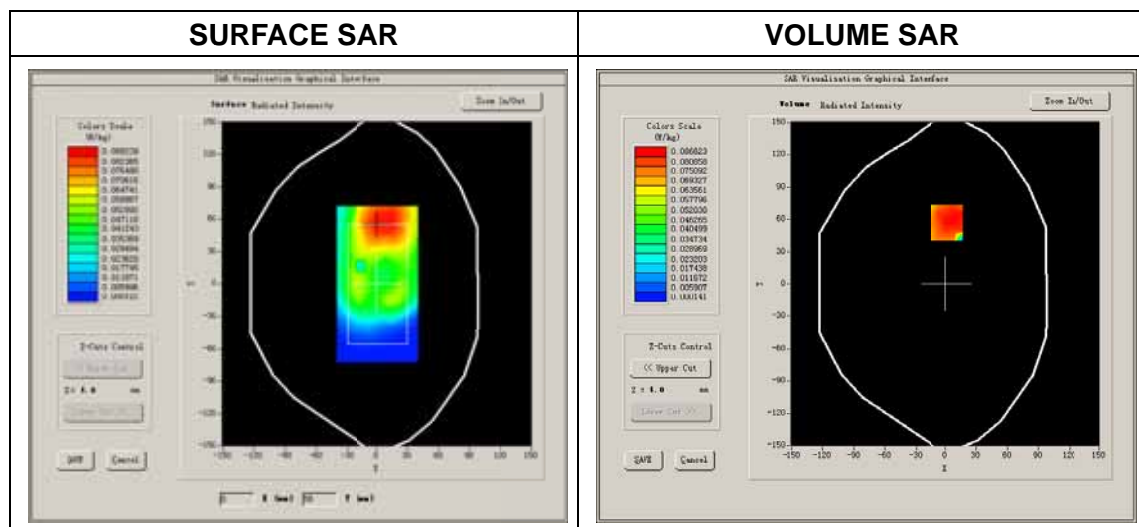
**A. Experimental conditions.**

<b>Phantom File</b>	surf_sam_plan.txt
<b>Phantom</b>	Flat Plane
<b>Device Position</b>	Body
<b>Band</b>	GSM850
<b>Channels</b>	Low
<b>Signal</b>	GPRS

**B. SAR Measurement Results**

Low Band SAR (Channel 128):

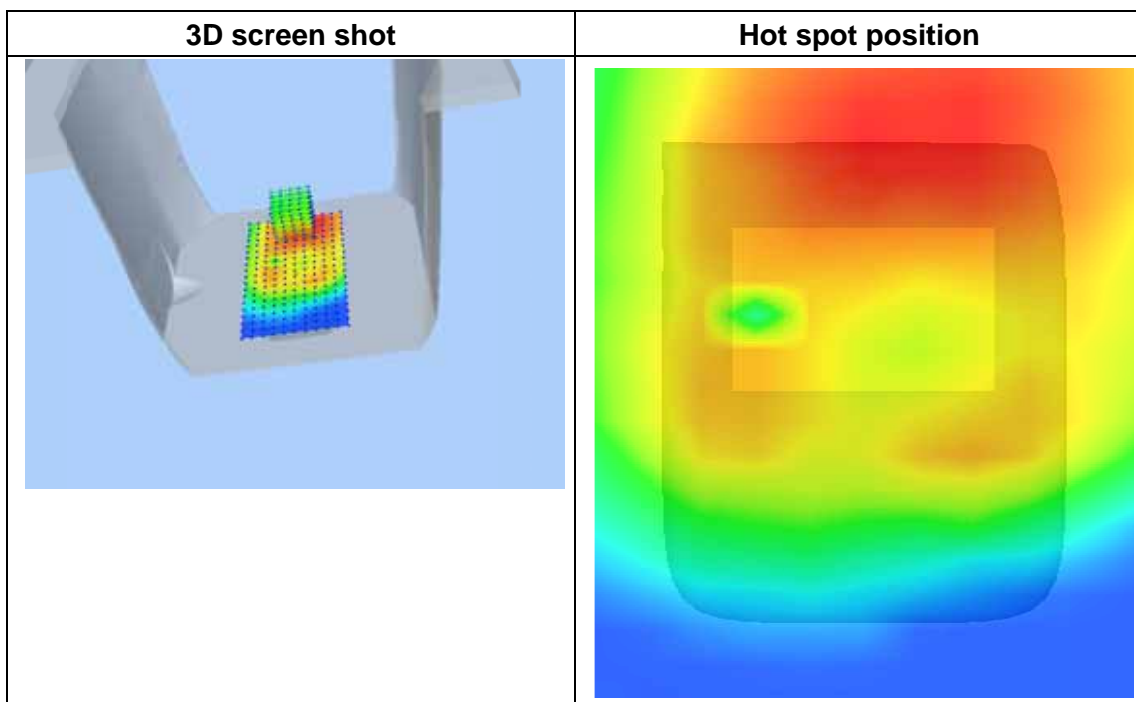
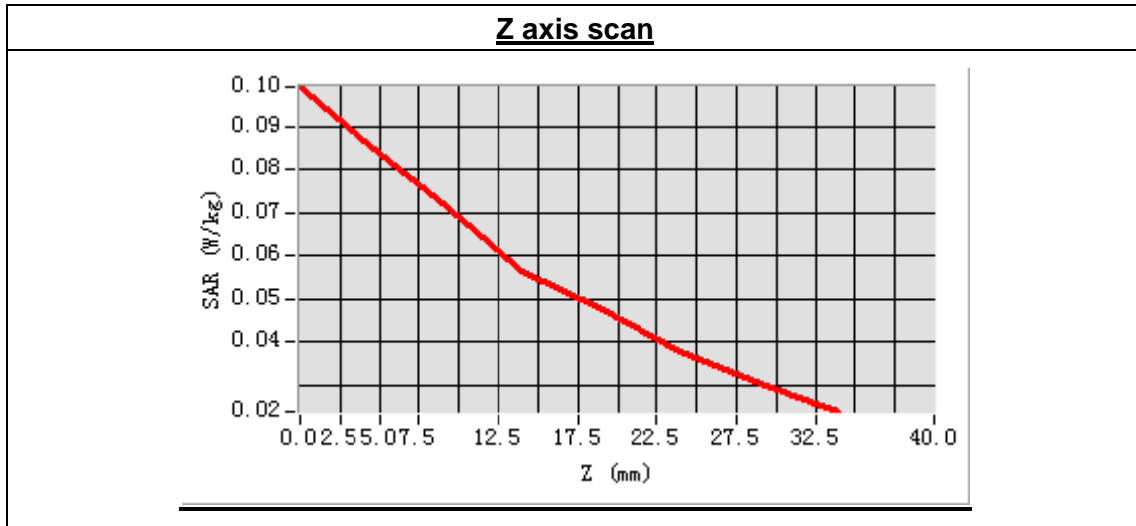
<b>Frequency (MHz)</b>	824.200000
<b>Relative permittivity (real part)</b>	55.106274
<b>Conductivity (S/m)</b>	0.962846
<b>Power drift(%)</b>	-1.200000
<b>Ambient Temperature:</b>	22.3°C
<b>Liquid Temperature:</b>	22.3°C
<b>ConvF:</b>	6.99
<b>Crest factor:</b>	1:2



Maximum location: X=1.00, Y=57.00

SAR Peak: 0.13 W/kg

SAR 10g (W/Kg)	0.063699
SAR 1g (W/Kg)	0.085344



**MEASUREMENT 8**

Type: Phone measurement (Complete)

Area scan resolution: dx=8mm,dy=8mm

Zoom scan resolution: dx=8mm, dy=8mm, dz=5mm

Date of measurement: 2014.4.21

Measurement duration: 9 minutes 11 seconds

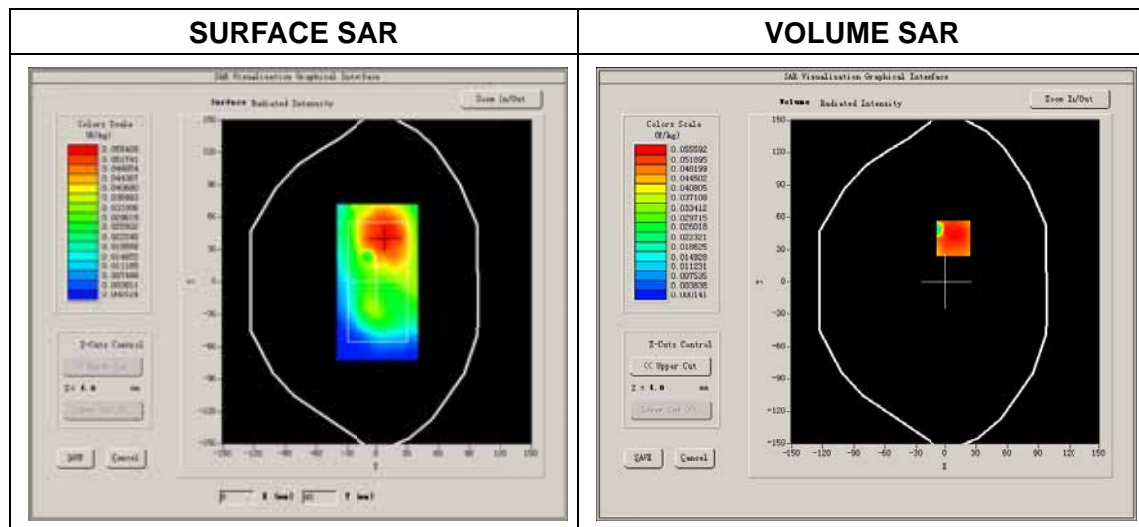
**A. Experimental conditions.**

<b>Phantom File</b>	surf_sam_plan.txt
<b>Phantom</b>	Flat Plane
<b>Device Position</b>	Body
<b>Band</b>	GSM850
<b>Channels</b>	Low
<b>Signal</b>	GPRS

**B. SAR Measurement Results**

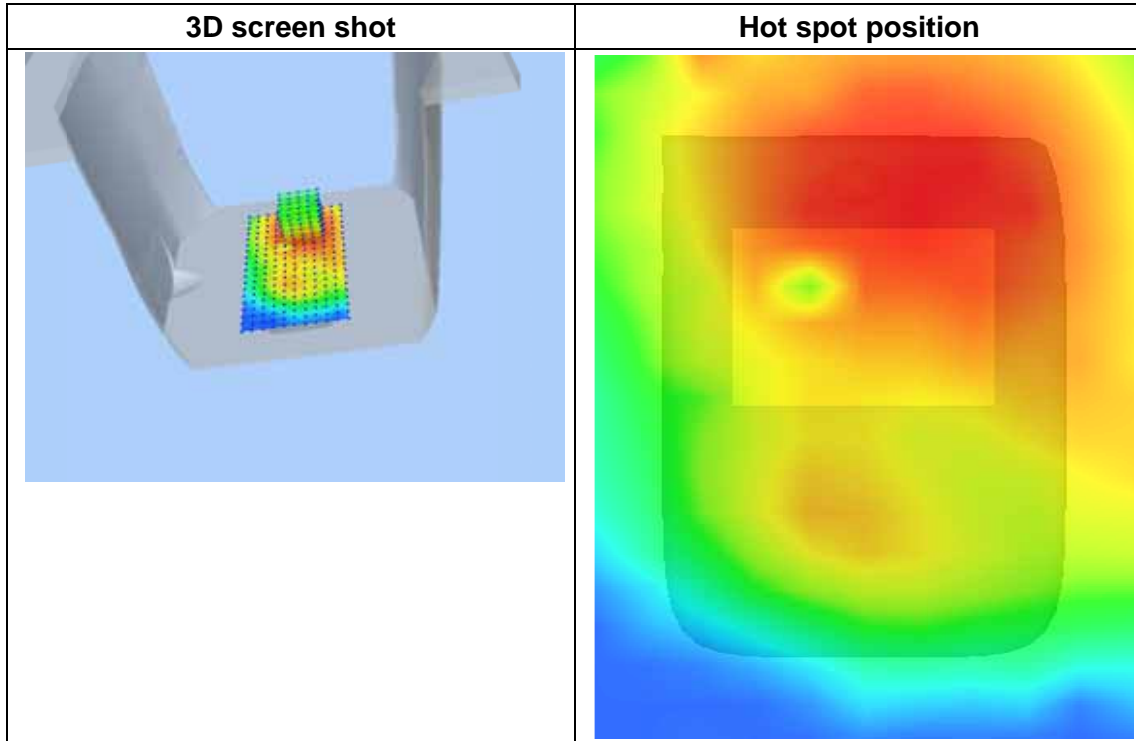
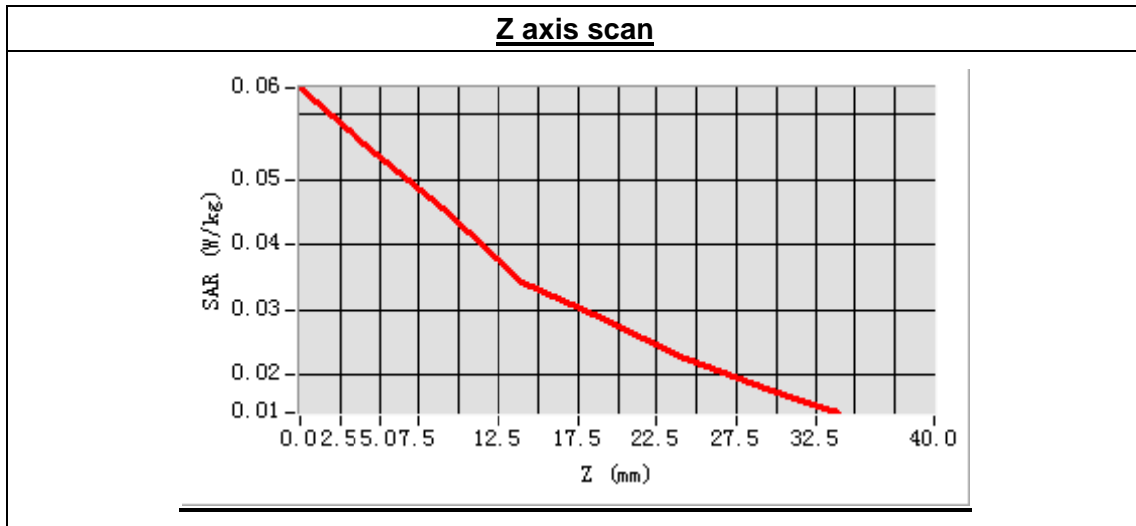
Low Band SAR (Channel 128):

<b>Frequency (MHz)</b>	824.200000
<b>Relative permittivity (real part)</b>	55.106274
<b>Conductivity (S/m)</b>	0.962846
<b>Power drift(%)</b>	-0.280000
<b>Ambient Temperature:</b>	22.3°C
<b>Liquid Temperature:</b>	22.3°C
<b>ConvF:</b>	6.99
<b>Crest factor:</b>	1:2



Maximum location: X=8.00, Y=41.00  
 SAR Peak: 0.08 W/kg

SAR 10g (W/Kg)	0.039894
SAR 1g (W/Kg)	0.054903





**MEASUREMENT 9**

Type: Phone measurement (Complete)

Area scan resolution: dx=8mm,dy=8mm

Zoom scan resolution: dx=8mm, dy=8mm, dz=5mm

Date of measurement: 2014.4.21

Measurement duration: 9 minutes 10 seconds

**A. Experimental conditions.**

<b>Phantom File</b>	surf_sam_plan.txt
<b>Phantom</b>	Flat Plane
<b>Device Position</b>	Body
<b>Band</b>	GSM850
<b>Channels</b>	Low
<b>Signal</b>	GPRS

**B. SAR Measurement Results**

Low Band SAR (Channel 128):

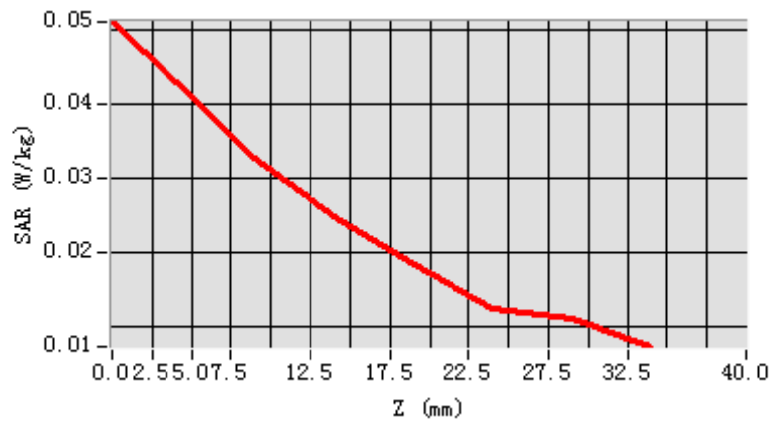
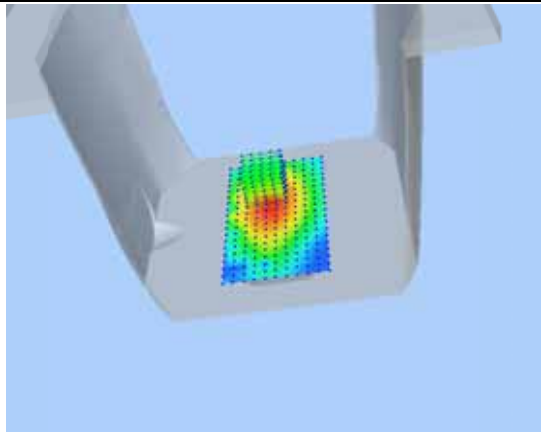
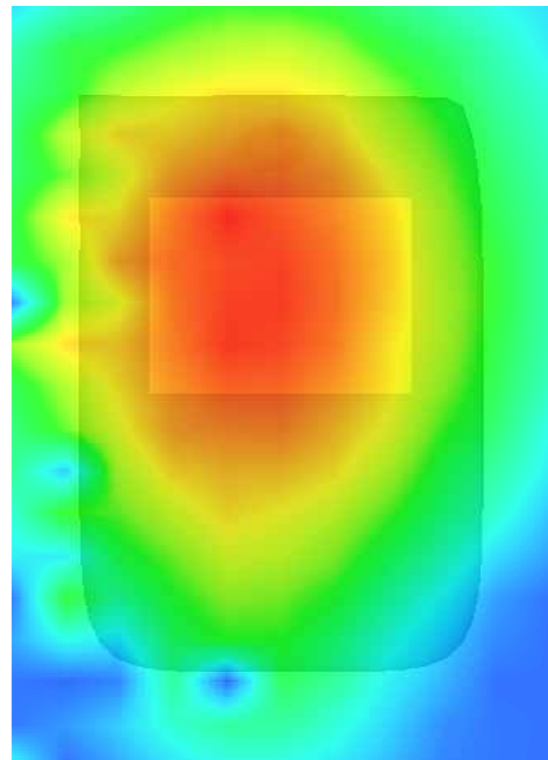
<b>Frequency (MHz)</b>	824.200000
<b>Relative permittivity (real part)</b>	55.106274
<b>Conductivity (S/m)</b>	0.962846
<b>Power drift(%)</b>	-0.590000
<b>Ambient Temperature:</b>	22.3°C
<b>Liquid Temperature:</b>	22.3°C
<b>ConvF:</b>	6.99
<b>Crest factor:</b>	1:2



Maximum location: X=-7.00, Y=31.00

SAR Peak: 0.08 W/kg

SAR 10g (W/Kg)	0.030072
SAR 1g (W/Kg)	0.043723

**Z axis scan****3D screen shot****Hot spot position**

**MEASUREMENT 10**

Type: Phone measurement (Complete)

Area scan resolution: dx=8mm,dy=8mm

Zoom scan resolution: dx=8mm, dy=8mm, dz=5mm

Date of measurement: 2014.4.21

Measurement duration: 9 minutes 10 seconds

**A. Experimental conditions.**

<b>Phantom File</b>	surf_sam_plan.txt
<b>Phantom</b>	Flat Plane
<b>Device Position</b>	Body
<b>Band</b>	GSM850
<b>Channels</b>	Low
<b>Signal</b>	GPRS

**B. SAR Measurement Results**

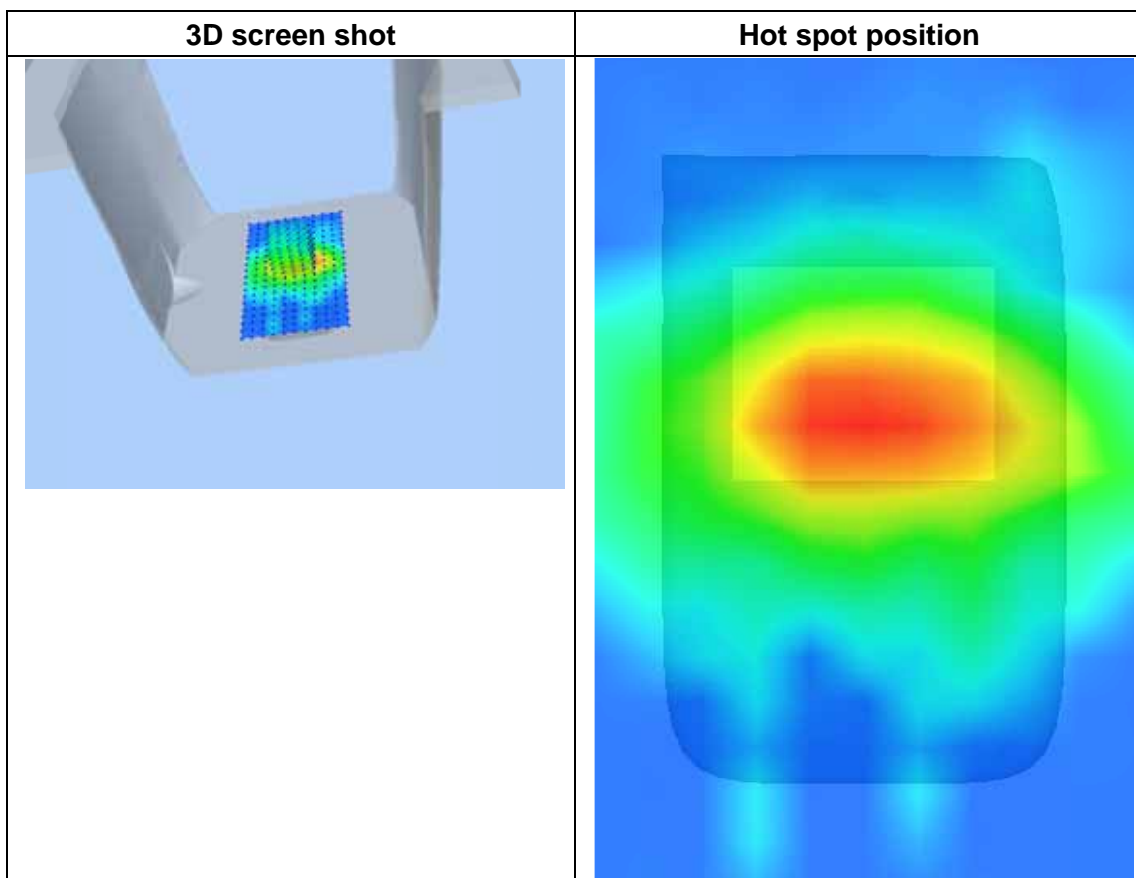
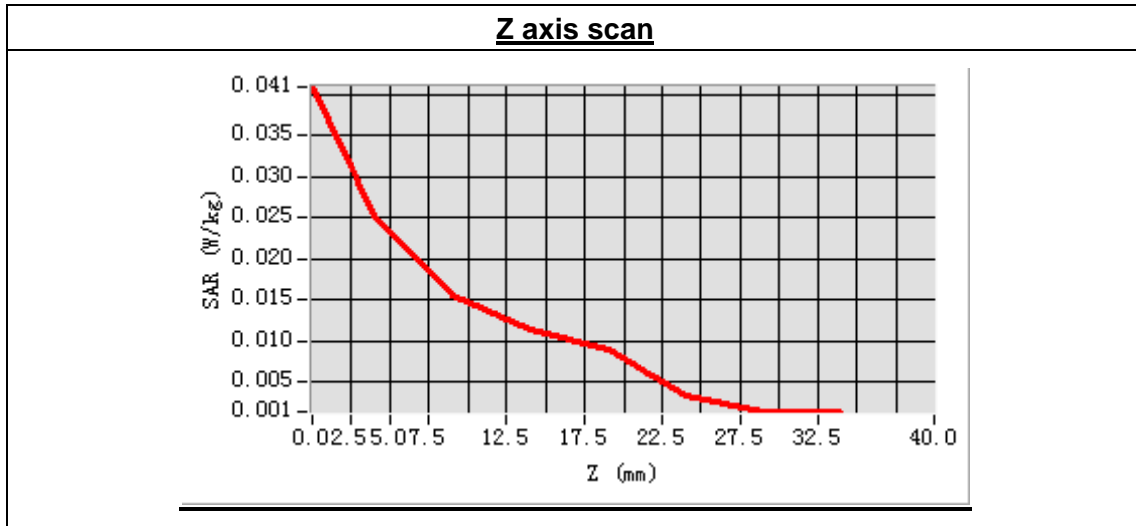
Low Band SAR (Channel 128):

<b>Frequency (MHz)</b>	824.200000
<b>Relative permittivity (real part)</b>	55.106274
<b>Conductivity (S/m)</b>	0.962846
<b>Power drift(%)</b>	-1.320000
<b>Ambient Temperature:</b>	22.3°C
<b>Liquid Temperature:</b>	22.3°C
<b>ConvF:</b>	6.99
<b>Crest factor:</b>	1:2



Maximum location: X=0.00, Y=9.00  
 SAR Peak: 0.05 W/kg

SAR 10g (W/Kg)	0.013687
SAR 1g (W/Kg)	0.022541



**MEASUREMENT 10**

Type: Phone measurement (Complete)

Area scan resolution: dx=8mm,dy=8mm

Zoom scan resolution: dx=8mm, dy=8mm, dz=5mm

Date of measurement: 2014.4.21

Measurement duration: 9 minutes 10 seconds

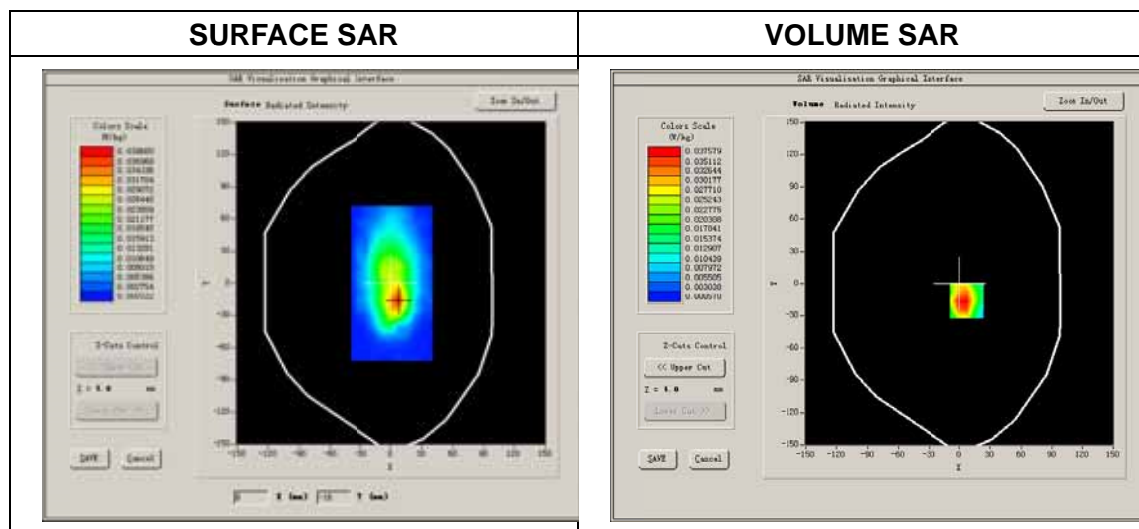
**A. Experimental conditions.**

<b>Phantom File</b>	surf_sam_plan.txt
<b>Phantom</b>	Flat Plane
<b>Device Position</b>	Body
<b>Band</b>	GSM850
<b>Channels</b>	Low
<b>Signal</b>	GPRS

**B. SAR Measurement Results**

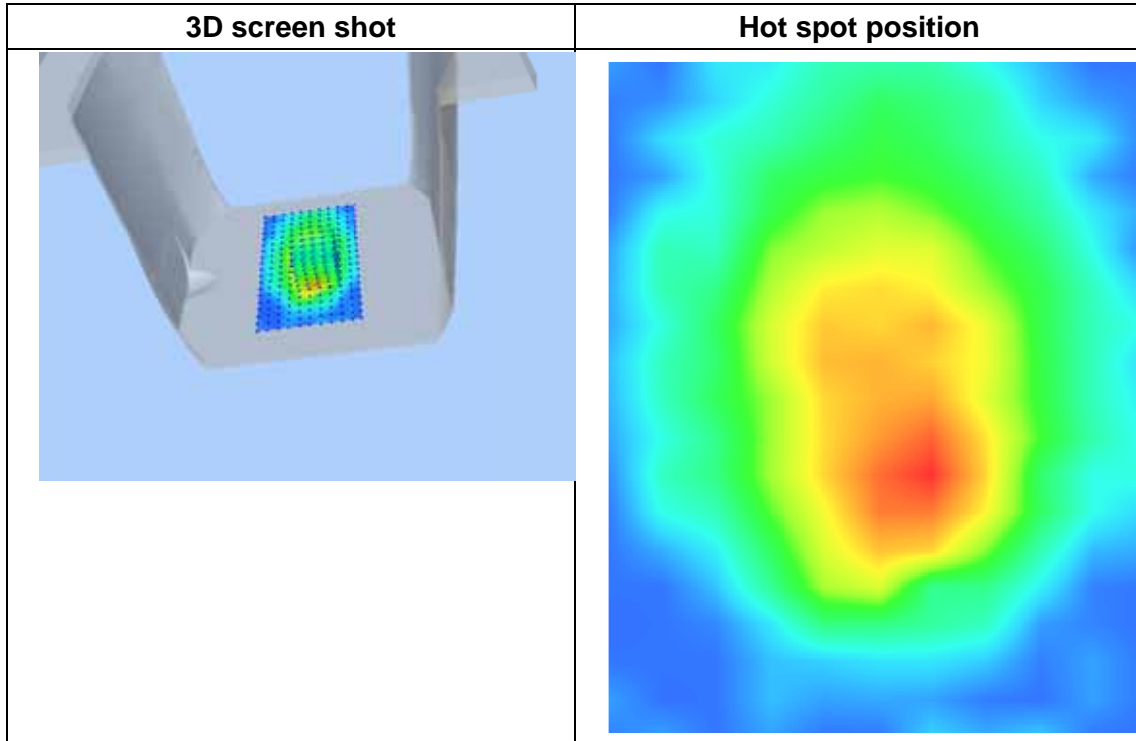
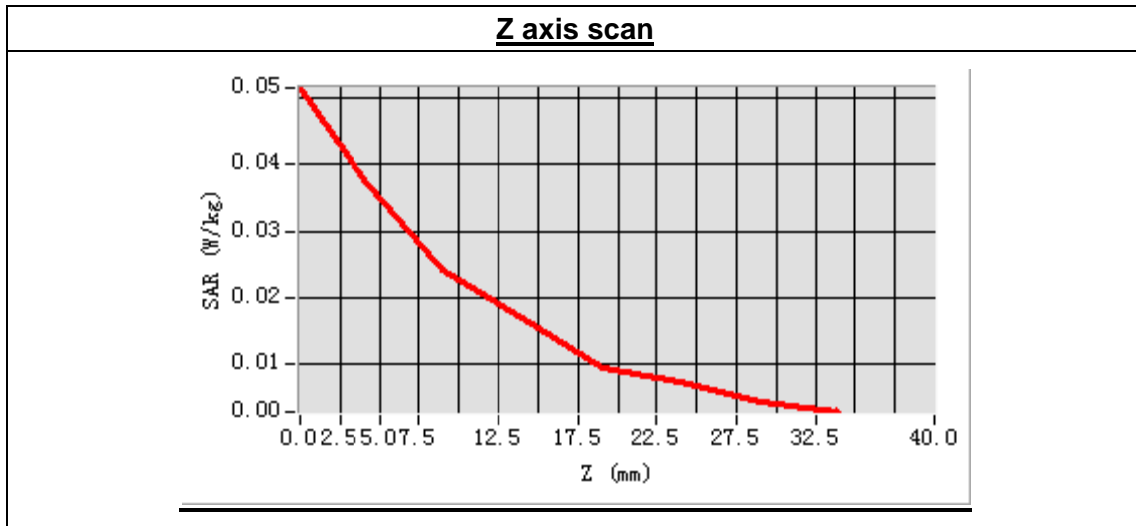
Low Band SAR (Channel 128):

<b>Frequency (MHz)</b>	824.200000
<b>Relative permittivity (real part)</b>	55.106274
<b>Conductivity (S/m)</b>	0.962846
<b>Power drift(%)</b>	-0.290000
<b>Ambient Temperature:</b>	22.3°C
<b>Liquid Temperature:</b>	22.3°C
<b>ConvF:</b>	6.99
<b>Crest factor:</b>	1:2



Maximum location: X=7.00, Y=-16.00  
 SAR Peak: 0.07 W/kg

SAR 10g (W/Kg)	0.020864
SAR 1g (W/Kg)	0.037187



**MEASUREMENT 11**

Type: Phone measurement (Complete)

Area scan resolution: dx=8mm,dy=8mm

Zoom scan resolution: dx=8mm, dy=8mm, dz=5mm

Date of measurement: 2014.4.21

Measurement duration: 9 minutes 10 seconds

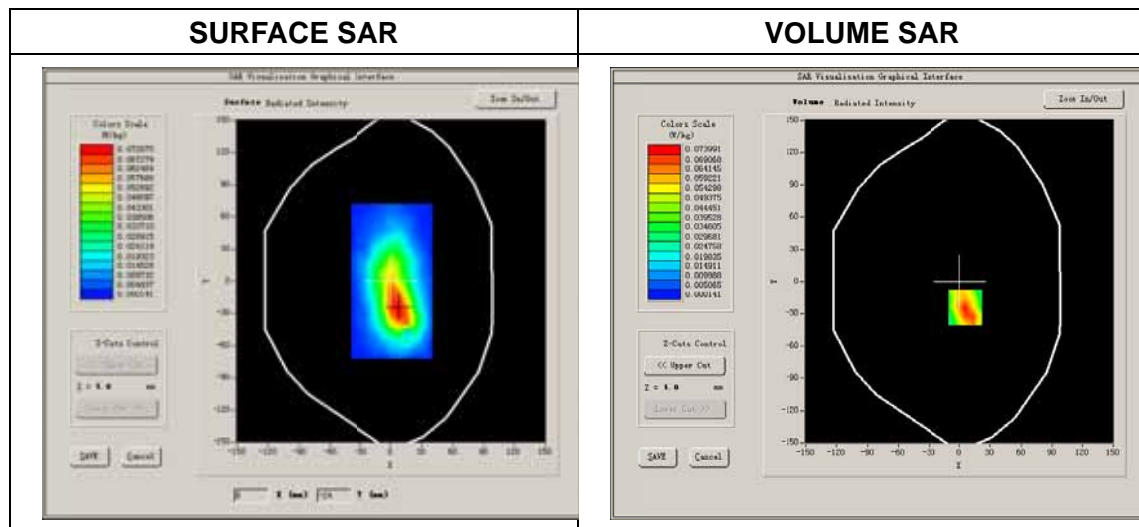
**A. Experimental conditions.**

Phantom File	surf_sam_plan.txt
Phantom	Flat Plane
Device Position	Body
Band	GSM850
Channels	Low
Signal	EDGE

**B. SAR Measurement Results**

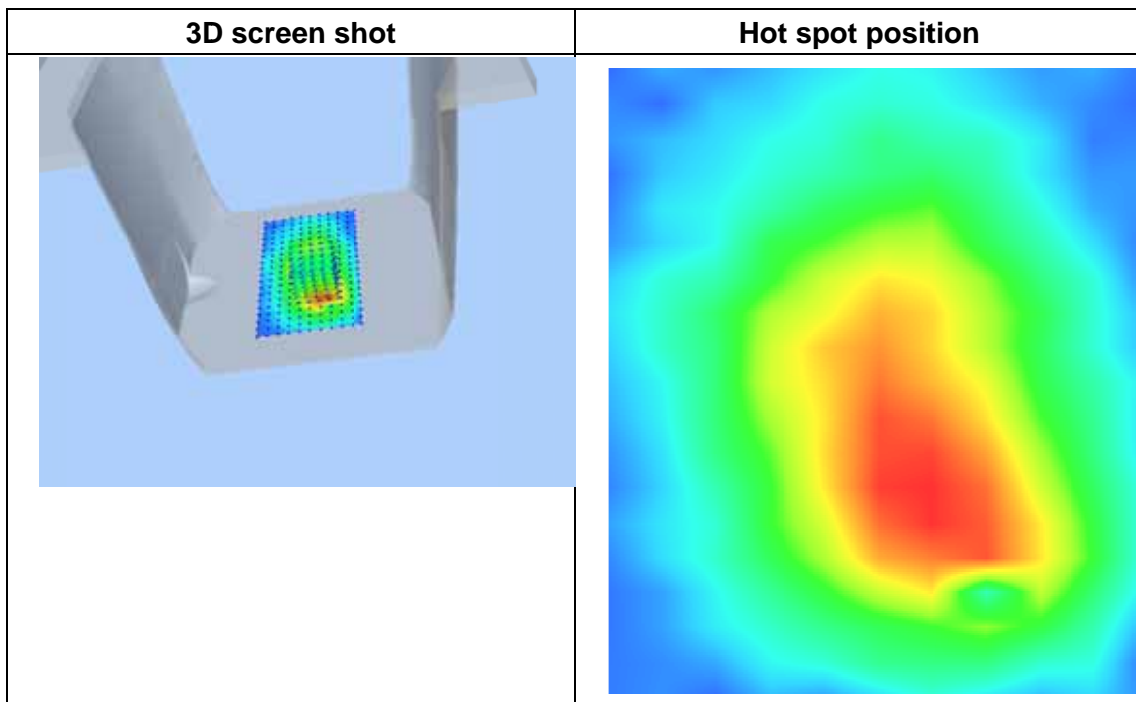
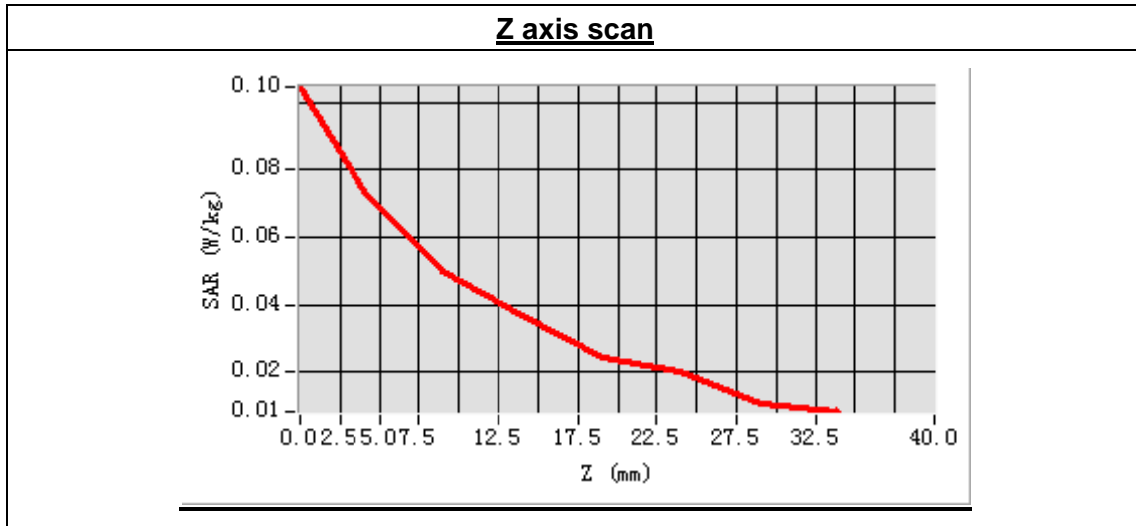
Low Band SAR (Channel 128):

Frequency (MHz)	824.200000
Relative permittivity (real part)	55.106274
Conductivity (S/m)	0.962846
Power drift(%)	-0.310000
Ambient Temperature:	22.3°C
Liquid Temperature:	22.3°C
ConvF:	6.99
Crest factor:	1:2



Maximum location: X=6.00, Y=-24.00  
 SAR Peak: 0.10 W/kg

SAR 10g (W/Kg)	0.043070
SAR 1g (W/Kg)	0.067465





**MEASUREMENT 12**

Type: Phone measurement (Complete)

Area scan resolution: dx=8mm,dy=8mm

Zoom scan resolution: dx=8mm, dy=8mm, dz=5mm

Date of measurement: 2014.4.23

Measurement duration: 8 minutes 33 seconds

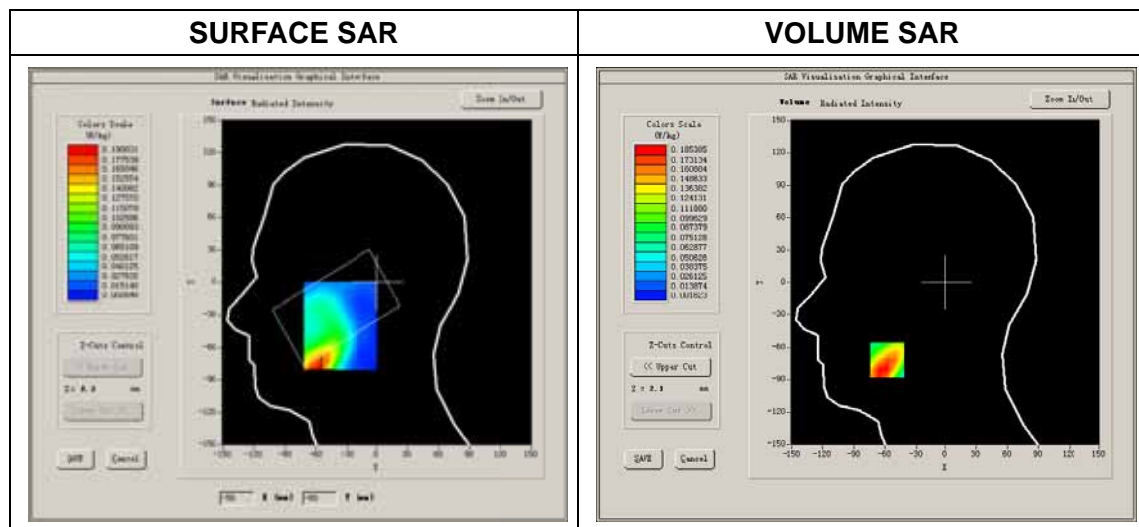
**A. Experimental conditions.**

<b>Phantom File</b>	sam_direct_droit2_surf8mm.txt
<b>Phantom</b>	Right head
<b>Device Position</b>	Cheek
<b>Band</b>	GSM1900
<b>Channels</b>	High
<b>Signal</b>	GSM

**B. SAR Measurement Results**

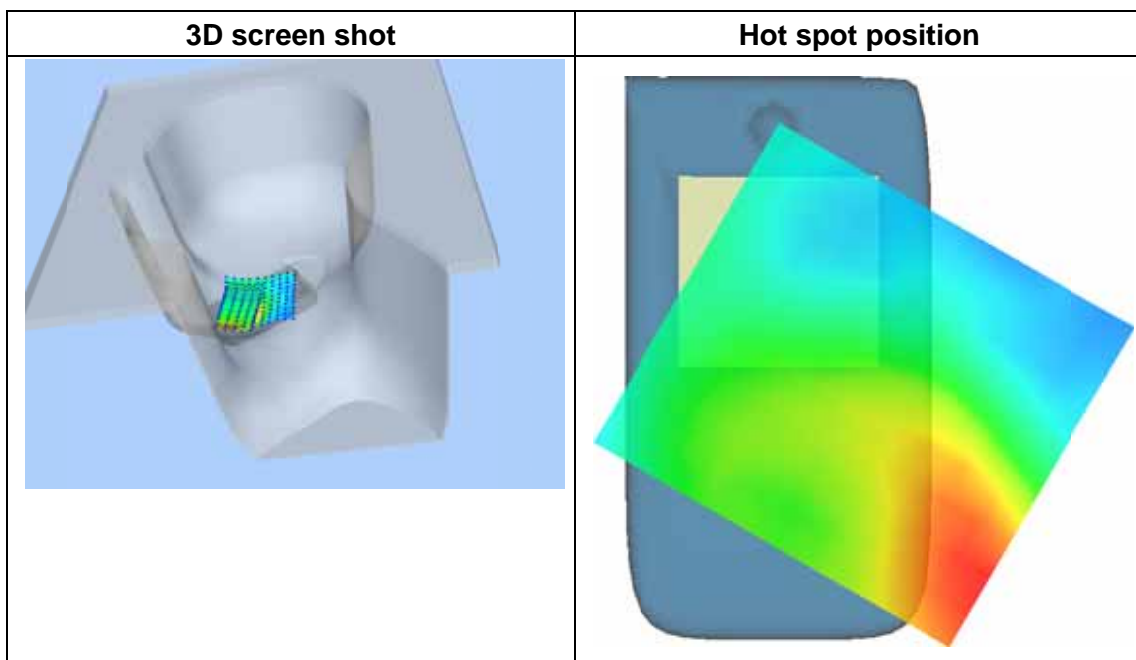
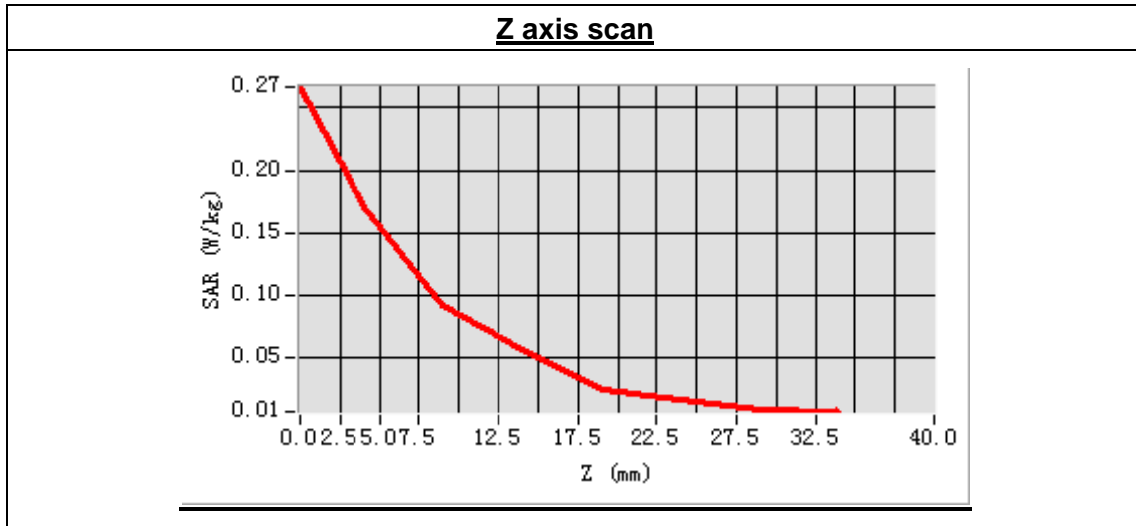
High Band SAR (Channel 810):

<b>Frequency (MHz)</b>	1909.800000
<b>Relative permittivity (real part)</b>	39.862943
<b>Conductivity (S/m)</b>	1.430816
<b>Power drift(%)</b>	-0.710000
<b>Ambient Temperature:</b>	22.3°C
<b>Liquid Temperature:</b>	22.3°C
<b>ConvF:</b>	6.00
<b>Crest factor:</b>	1:8



Maximum location: X=-58.00, Y=-72.00  
 SAR Peak: 0.32 W/kg

SAR 10g (W/Kg)	0.093482
SAR 1g (W/Kg)	0.181094



**MEASUREMENT 13**

Type: Phone measurement (Complete)

Area scan resolution: dx=8mm,dy=8mm

Zoom scan resolution: dx=8mm, dy=8mm, dz=5mm

Date of measurement: 2014.4.23

Measurement duration: 8 minutes 33 seconds

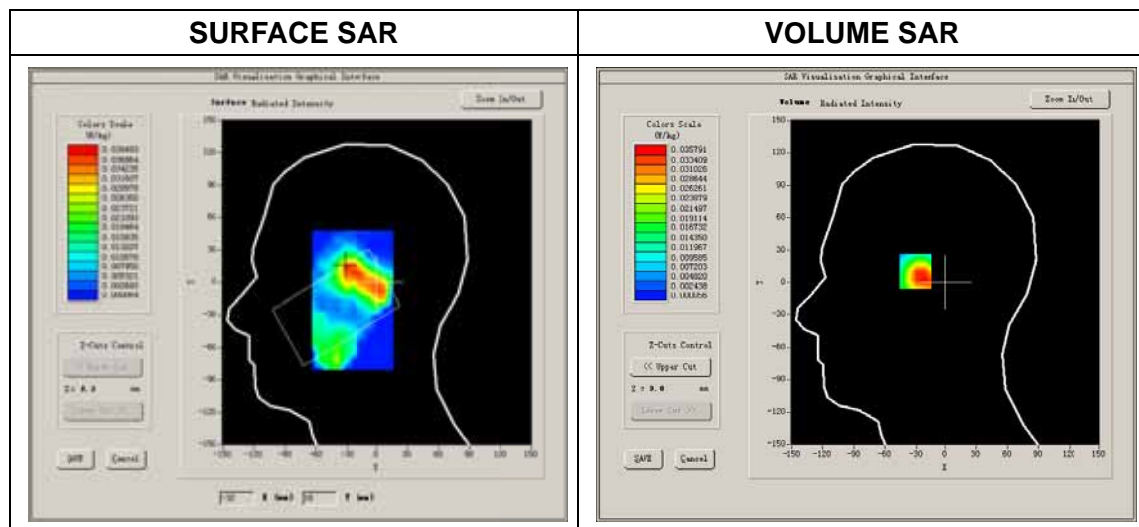
**A. Experimental conditions.**

<b>Phantom File</b>	sam_direct_droit2_surf8mm.txt
<b>Phantom</b>	Right head
<b>Device Position</b>	Tilt
<b>Band</b>	GSM1900
<b>Channels</b>	High
<b>Signal</b>	GSM

**B. SAR Measurement Results**

High Band SAR (Channel 810):

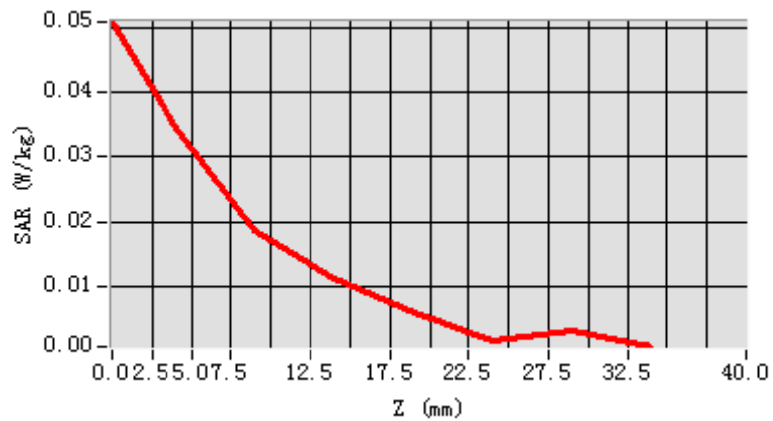
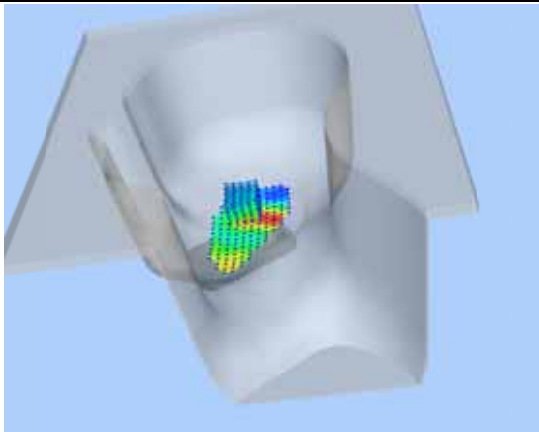
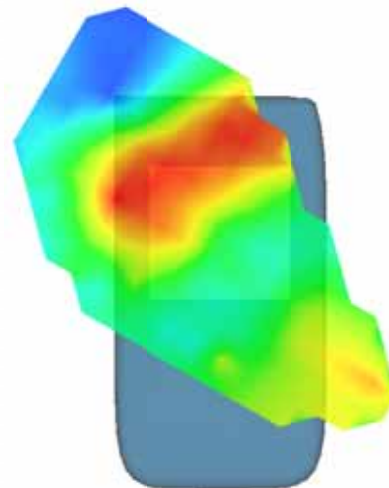
<b>Frequency (MHz)</b>	1909.800000
<b>Relative permittivity (real part)</b>	39.862943
<b>Conductivity (S/m)</b>	1.430816
<b>Power drift(%)</b>	-2.170000
<b>Ambient Temperature:</b>	22.3°C
<b>Liquid Temperature:</b>	22.3°C
<b>ConvF:</b>	6.00
<b>Crest factor:</b>	1:8



Maximum location: X=-30.00, Y=14.00

SAR Peak: 0.06 W/kg

SAR 10g (W/Kg)	0.018665
SAR 1g (W/Kg)	0.034548

**Z axis scan****3D screen shot****Hot spot position**

**MEASUREMENT 14**

Type: Phone measurement (Complete)

Area scan resolution: dx=8mm,dy=8mm

Zoom scan resolution: dx=8mm, dy=8mm, dz=5mm

Date of measurement: 2014.4.23

Measurement duration: 7 minutes 57 seconds

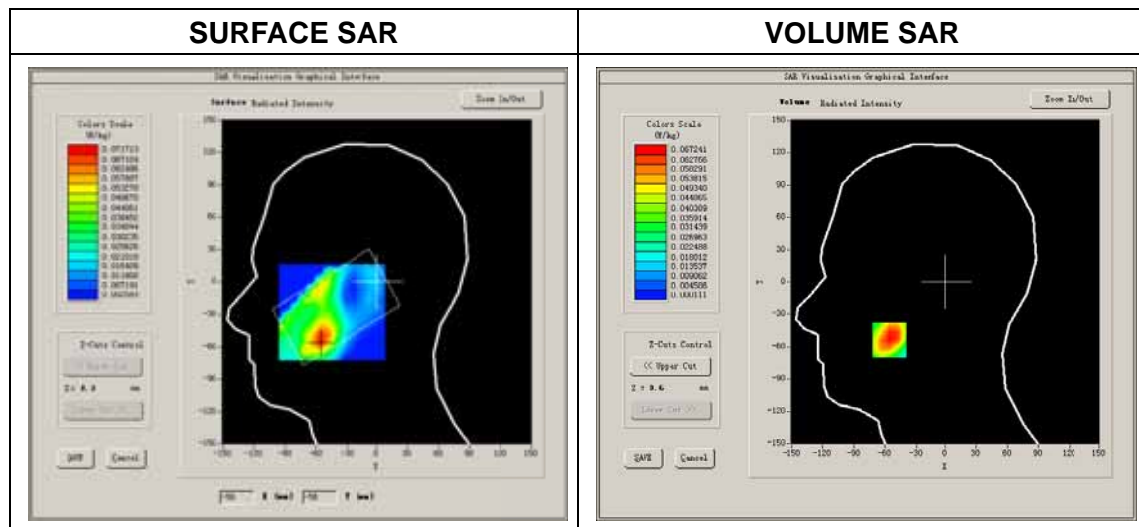
**A. Experimental conditions.**

<b>Phantom File</b>	sam_direct_droit2_surf8mm.txt
<b>Phantom</b>	Left head
<b>Device Position</b>	Cheek
<b>Band</b>	GSM1900
<b>Channels</b>	High
<b>Signal</b>	GSM

**B. SAR Measurement Results**

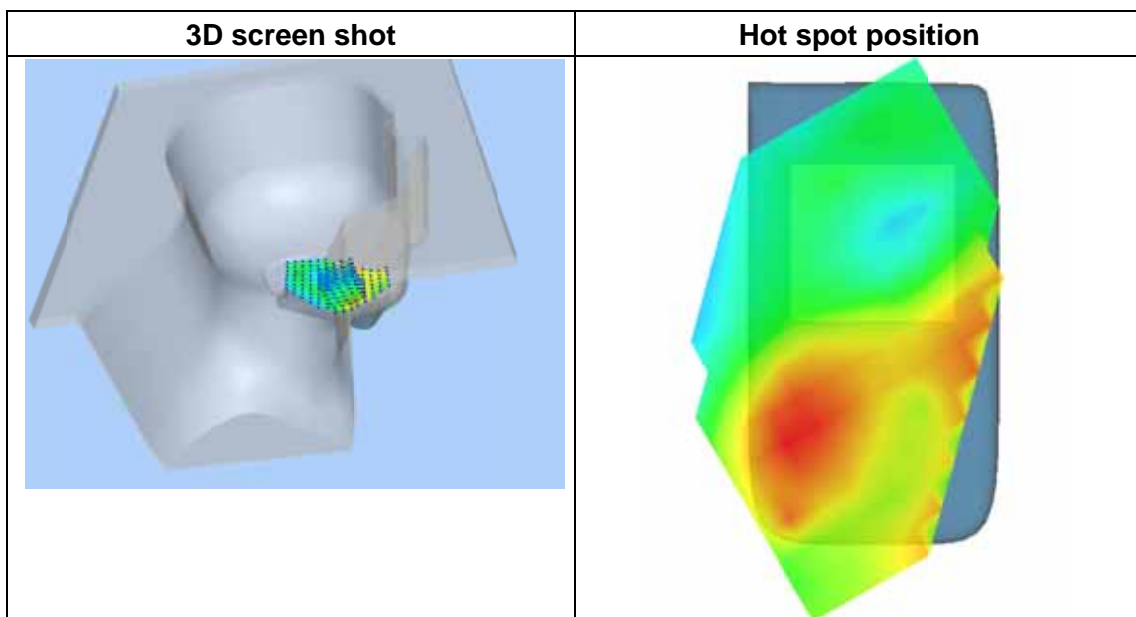
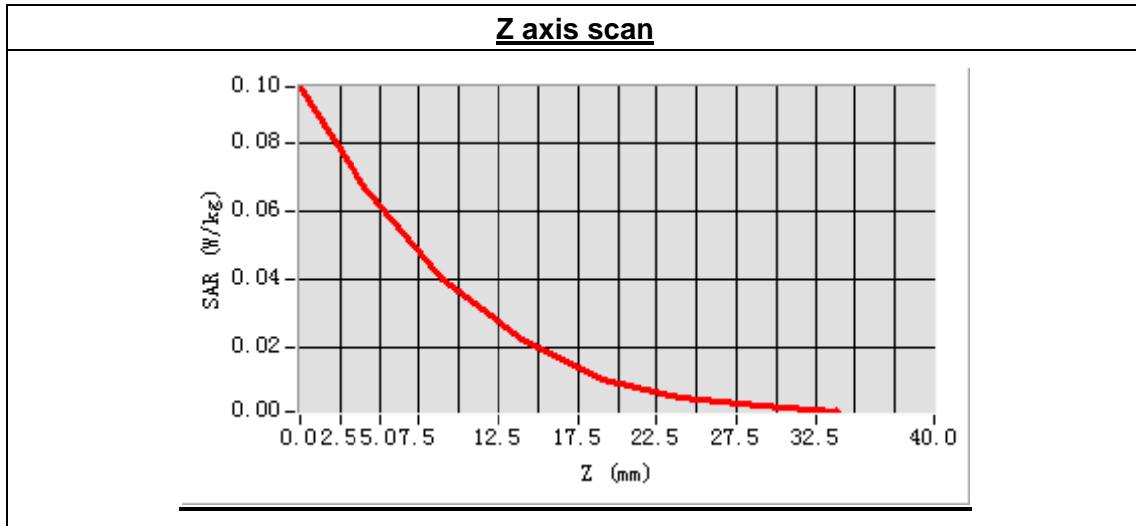
High Band SAR (Channel 810):

<b>Frequency (MHz)</b>	1909.800000
<b>Relative permittivity (real part)</b>	39.862943
<b>Conductivity (S/m)</b>	1.430816
<b>Power drift(%)</b>	-0.310000
<b>Ambient Temperature:</b>	22.3°C
<b>Liquid Temperature:</b>	22.3°C
<b>ConvF:</b>	6.00
<b>Crest factor:</b>	1:8



Maximum location: X=-56.00, Y=-54.00  
 SAR Peak: 0.11 W/kg

SAR 10g (W/Kg)	0.034919
SAR 1g (W/Kg)	0.065249



**MEASUREMENT 15**

Type: Phone measurement (Complete)

Area scan resolution: dx=8mm,dy=8mm

Zoom scan resolution: dx=8mm, dy=8mm, dz=5mm

Date of measurement: 2014.4.23

Measurement duration: 7 minutes 18 seconds

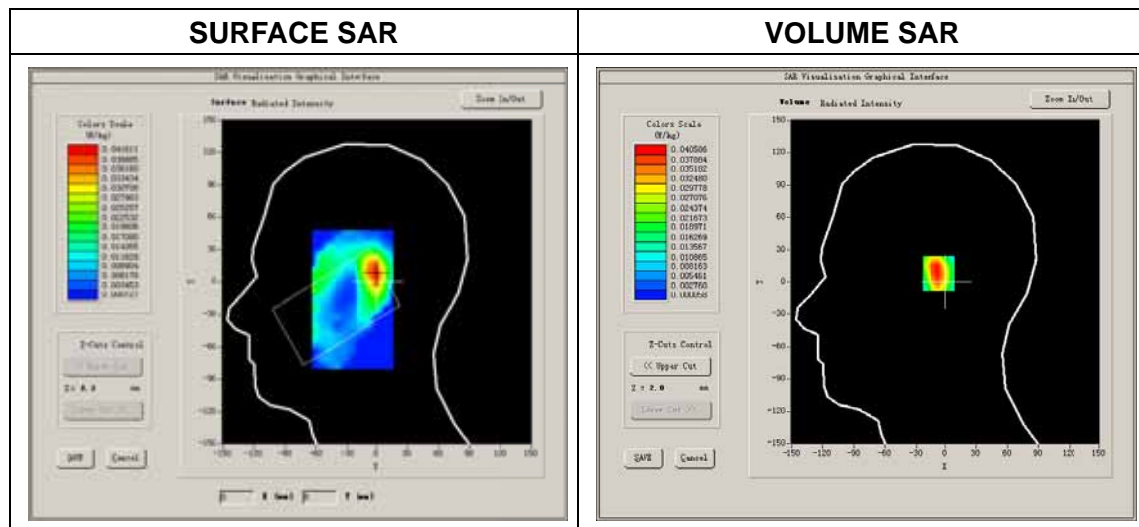
**A. Experimental conditions.**

<b>Phantom File</b>	sam_direct_droit2_surf8mm.txt
<b>Phantom</b>	Left head
<b>Device Position</b>	Tilt
<b>Band</b>	GSM1900
<b>Channels</b>	High
<b>Signal</b>	GSM

**B. SAR Measurement Results**

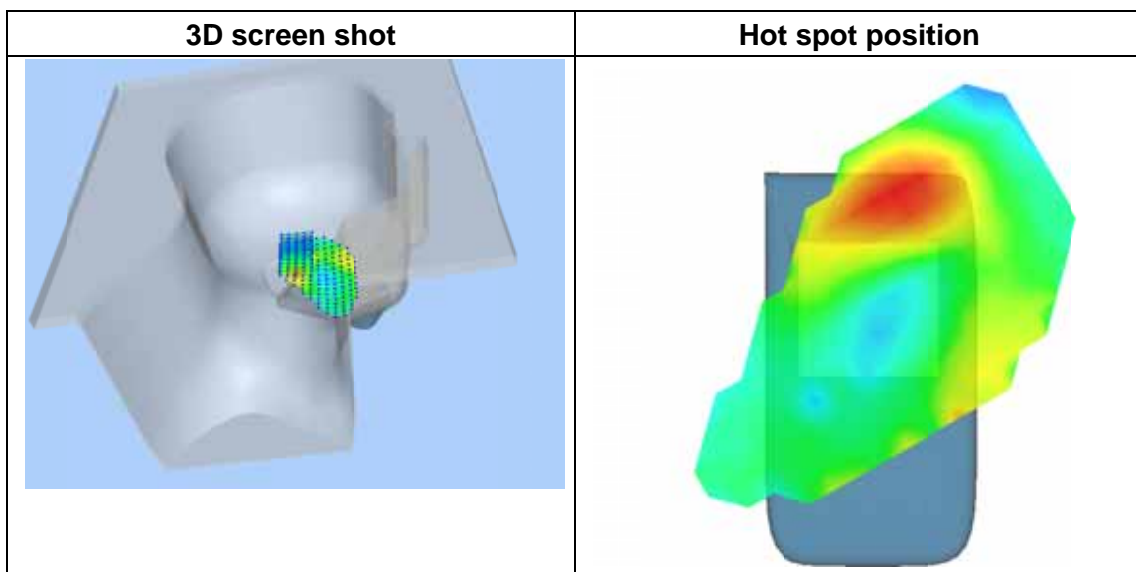
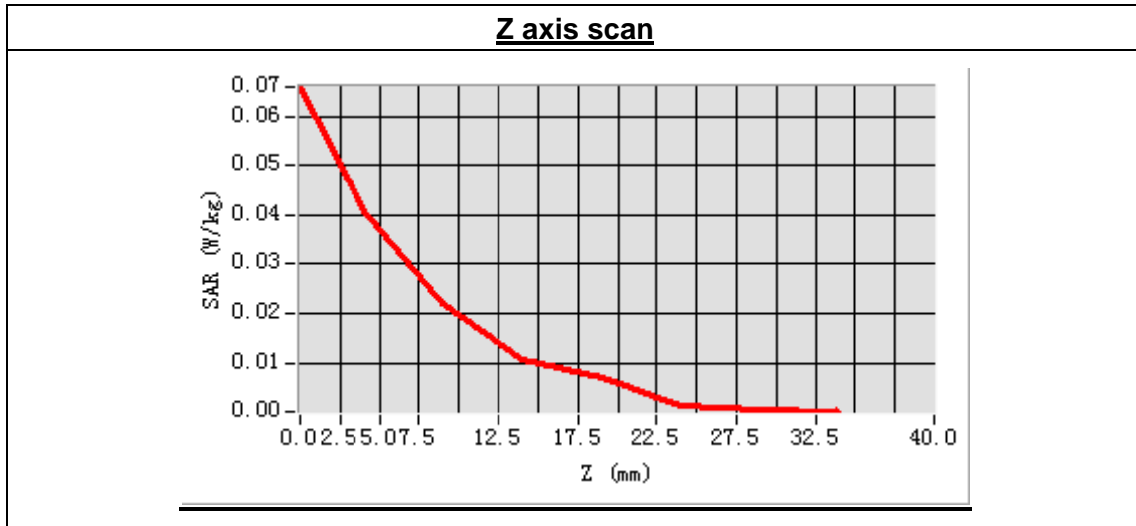
High Band SAR (Channel 810):

<b>Frequency (MHz)</b>	1909.800000
<b>Relative permittivity (real part)</b>	39.862943
<b>Conductivity (S/m)</b>	1.430816
<b>Power drift(%)</b>	-0.620000
<b>Ambient Temperature:</b>	22.3°C
<b>Liquid Temperature:</b>	22.3°C
<b>ConvF:</b>	6.00
<b>Crest factor:</b>	1:8



Maximum location: X=-1.00, Y=8.00  
 SAR Peak: 0.07 W/kg

SAR 10g (W/Kg)	0.019442
SAR 1g (W/Kg)	0.039811





**MEASUREMENT 16**

Type: Phone measurement (Complete)

Area scan resolution: dx=8mm,dy=8mm

Zoom scan resolution: dx=8mm, dy=8mm, dz=5mm

Date of measurement: 2014.4.23

Measurement duration: 9 minutes 8 seconds

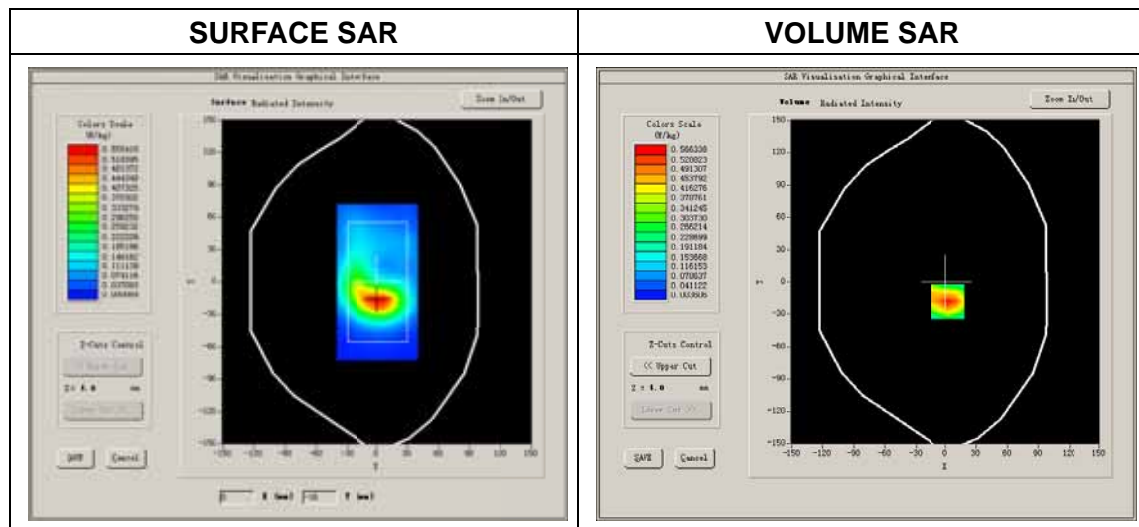
**A. Experimental conditions.**

<b>Phantom File</b>	surf_sam_plan.txt
<b>Phantom</b>	Flat Plane
<b>Device Position</b>	Body
<b>Band</b>	GSM1900
<b>Channels</b>	High
<b>Signal</b>	GSM

**B. SAR Measurement Results**

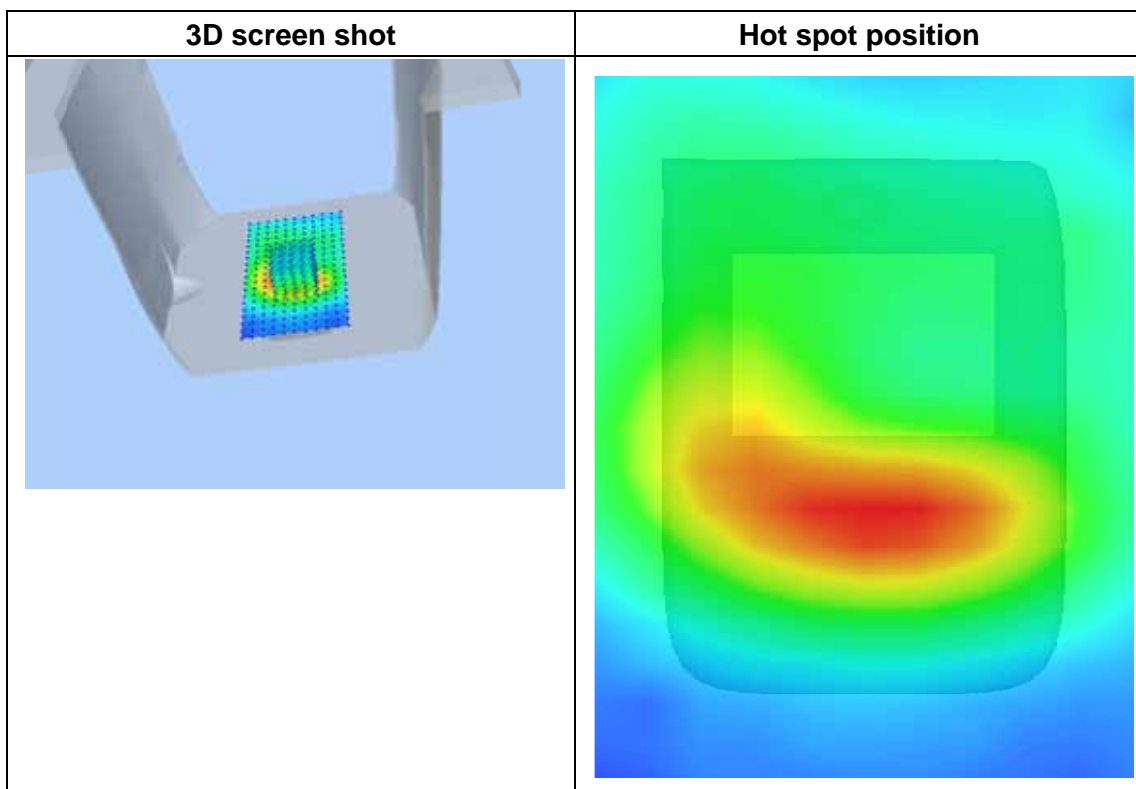
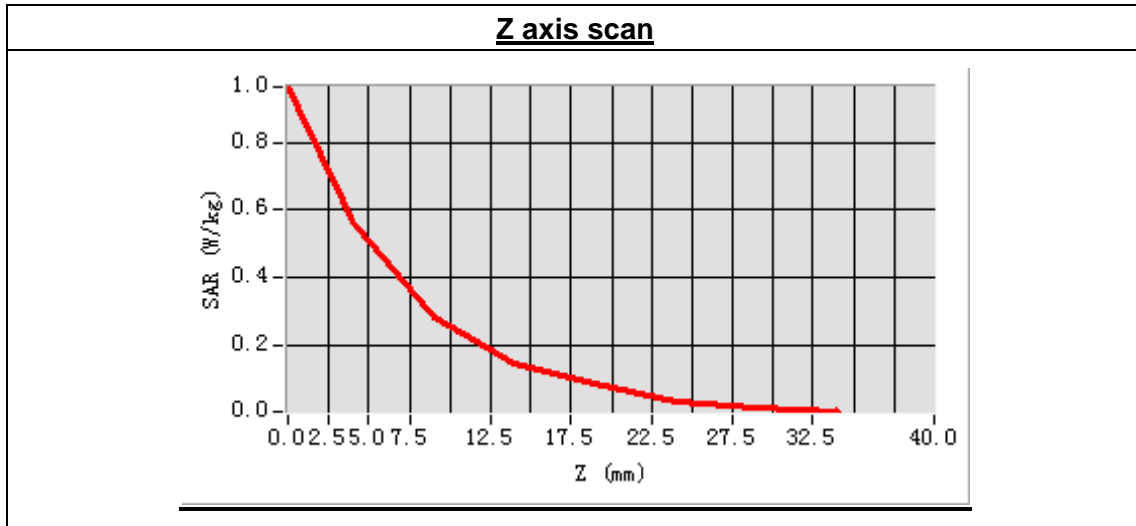
High Band SAR (Channel 810):

<b>Frequency (MHz)</b>	1909.800000
<b>Relative permittivity (real part)</b>	53.102685
<b>Conductivity (S/m)</b>	1.529374
<b>Power drift(%)</b>	-0.480000
<b>Ambient Temperature:</b>	22.3°C
<b>Liquid Temperature:</b>	22.3°C
<b>ConvF:</b>	6.17
<b>Crest factor:</b>	1:8



Maximum location: X=2.00, Y=-18.00  
 SAR Peak: 1.03 W/kg

SAR 10g (W/Kg)	0.291394
SAR 1g (W/Kg)	0.581724



**MEASUREMENT 17**

Type: Phone measurement (Complete)

Area scan resolution: dx=8mm,dy=8mm

Zoom scan resolution: dx=8mm, dy=8mm, dz=5mm

Date of measurement: 2014.4.23

Measurement duration: 9 minutes 9 seconds

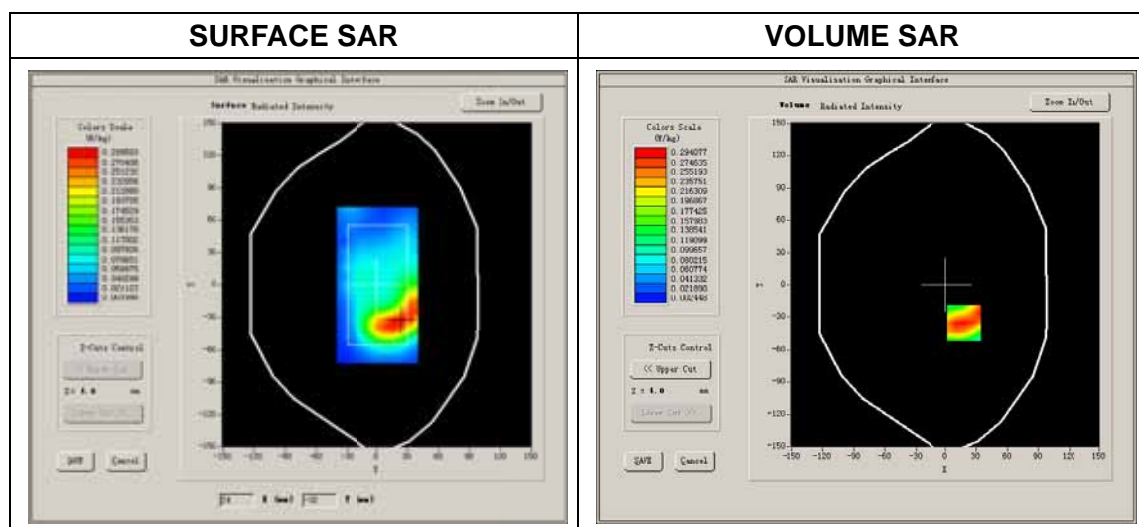
**A. Experimental conditions.**

<b>Phantom File</b>	surf_sam_plan.txt
<b>Phantom</b>	Flat Plane
<b>Device Position</b>	Body
<b>Band</b>	GSM1900
<b>Channels</b>	High
<b>Signal</b>	GSM

**B. SAR Measurement Results**

High Band SAR (Channel 810):

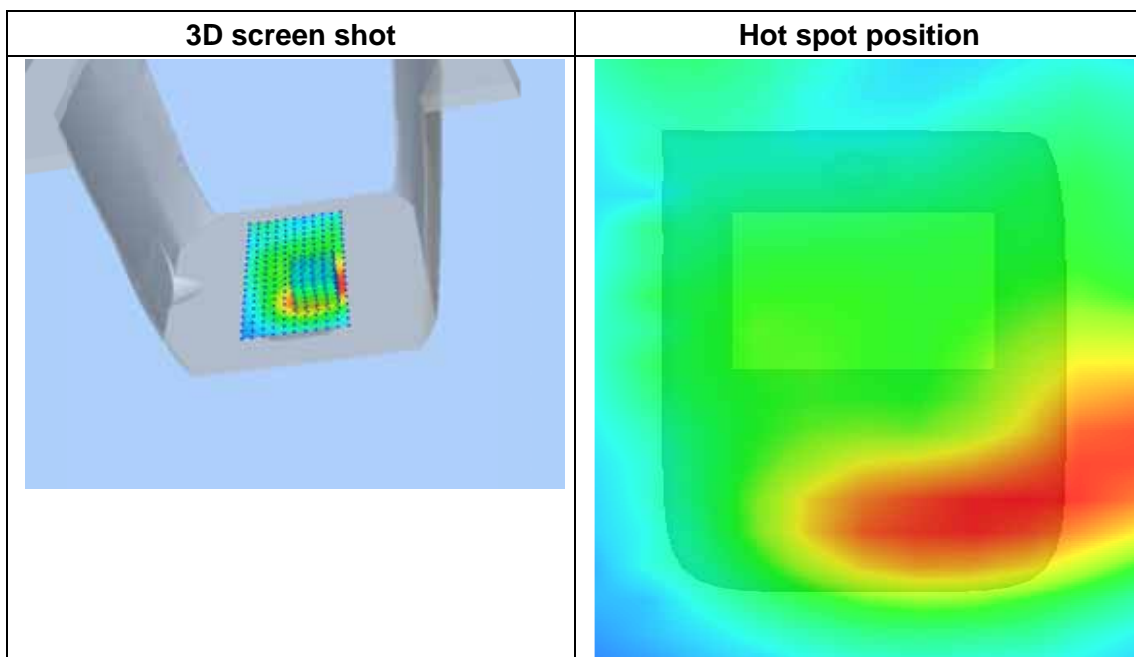
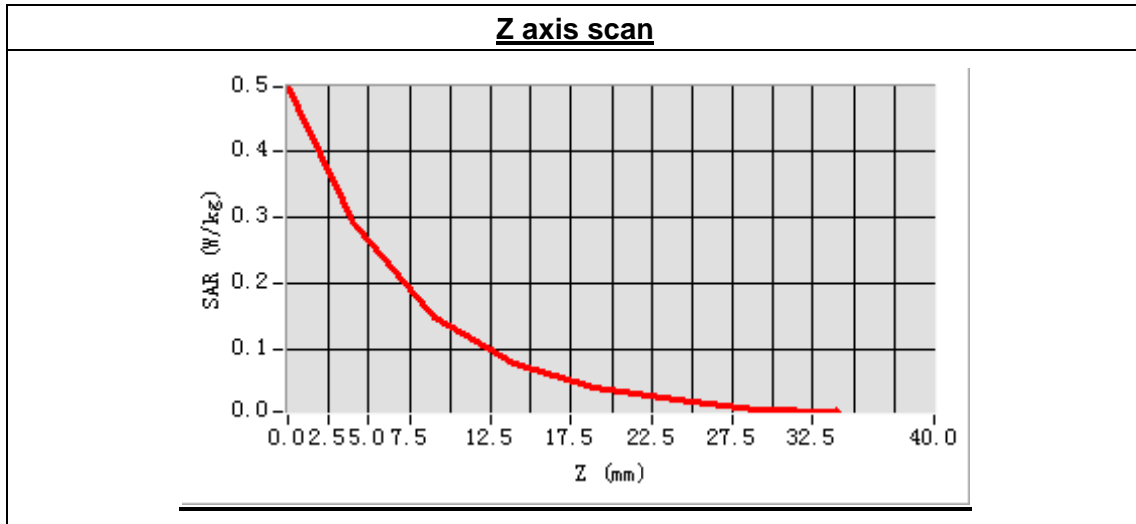
<b>Frequency (MHz)</b>	1909.800000
<b>Relative permittivity (real part)</b>	53.102685
<b>Conductivity (S/m)</b>	1.529374
<b>Power drift(%)</b>	-0.240000
<b>Ambient Temperature:</b>	22.7°C
<b>Liquid Temperature:</b>	22.3°C
<b>ConvF:</b>	6.17
<b>Crest factor:</b>	1:8



Maximum location: X=18.00, Y=-35.00

SAR Peak: 0.54 W/kg

SAR 10g (W/Kg)	0.159558
SAR 1g (W/Kg)	0.310663



**MEASUREMENT 18**

Type: Phone measurement (Complete)

Area scan resolution: dx=8mm,dy=8mm

Zoom scan resolution: dx=8mm, dy=8mm, dz=5mm

Date of measurement: 2014.4.23

Measurement duration: 9 minutes 8 seconds

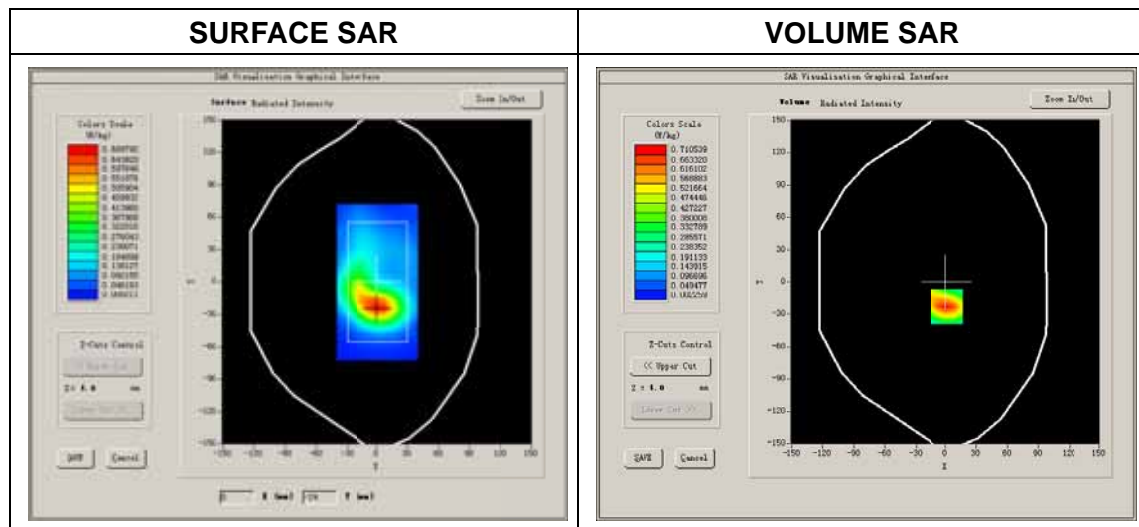
**A. Experimental conditions.**

<b>Phantom File</b>	surf_sam_plan.txt
<b>Phantom</b>	Flat Plane
<b>Device Position</b>	Body
<b>Band</b>	GSM1900
<b>Channels</b>	Low
<b>Signal</b>	EDGE

**B. SAR Measurement Results**

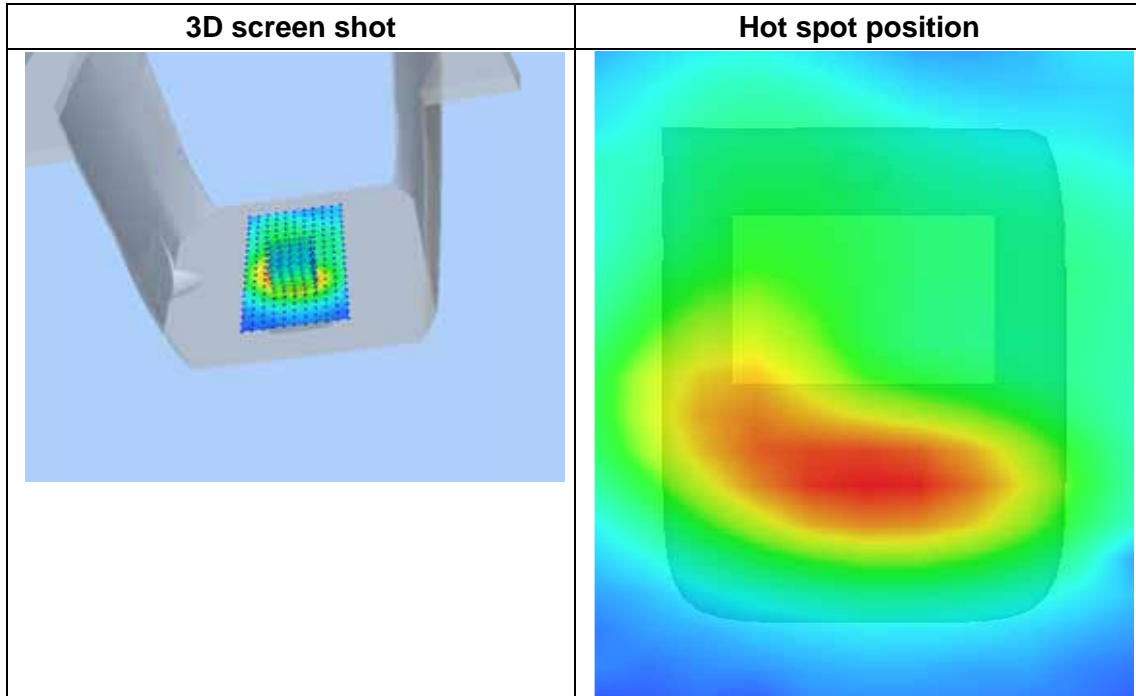
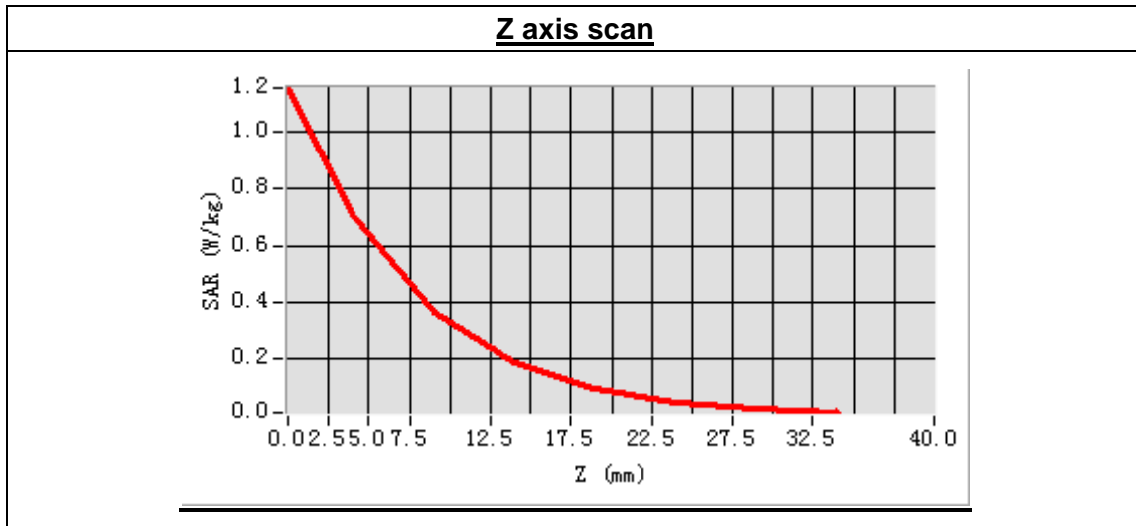
Low Band SAR (Channel 512):

<b>Frequency (MHz)</b>	1850.200000
<b>Relative permittivity (real part)</b>	53.102685
<b>Conductivity (S/m)</b>	1.529374
<b>Power drift(%)</b>	-1.500000
<b>Ambient Temperature:</b>	22.7°C
<b>Liquid Temperature:</b>	22.3°C
<b>ConvF:</b>	6.17
<b>Crest factor:</b>	1:2



Maximum location: X=1.00, Y=-23.00  
 SAR Peak: 1.15 W/kg

SAR 10g (W/Kg)	0.342995
SAR 1g (W/Kg)	0.684136



**MEASUREMENT 19**

Type: Phone measurement (Complete)

Area scan resolution: dx=8mm,dy=8mm

Zoom scan resolution: dx=8mm, dy=8mm, dz=5mm

Date of measurement: 2014.4.23

Measurement duration: 9 minutes 8 seconds

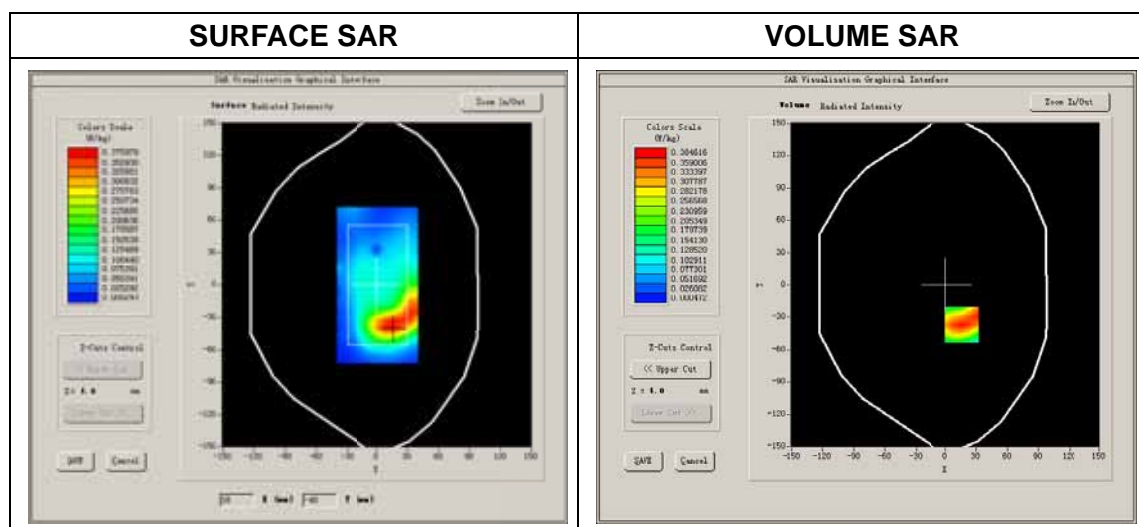
**A. Experimental conditions.**

<b>Phantom File</b>	surf_sam_plan.txt
<b>Phantom</b>	Flat Plane
<b>Device Position</b>	Body
<b>Band</b>	GSM1900
<b>Channels</b>	Low
<b>Signal</b>	EDGE

**B. SAR Measurement Results**

Low Band SAR (Channel 512):

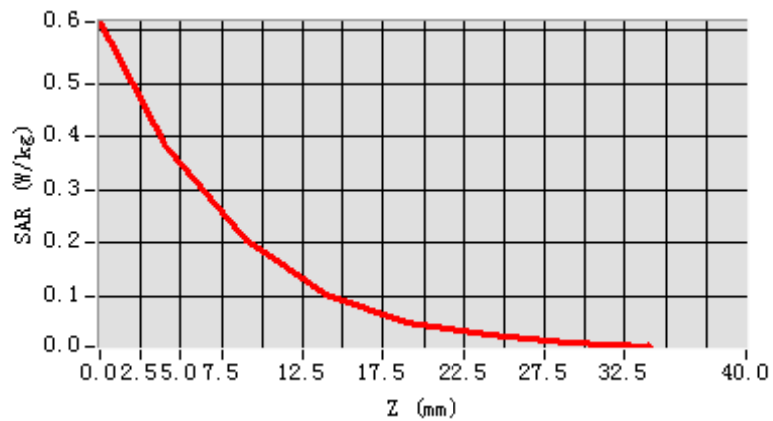
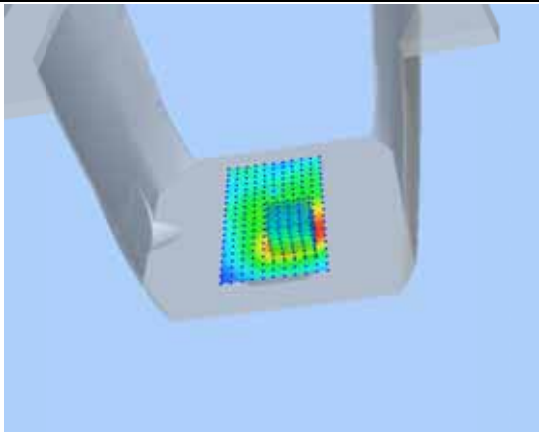
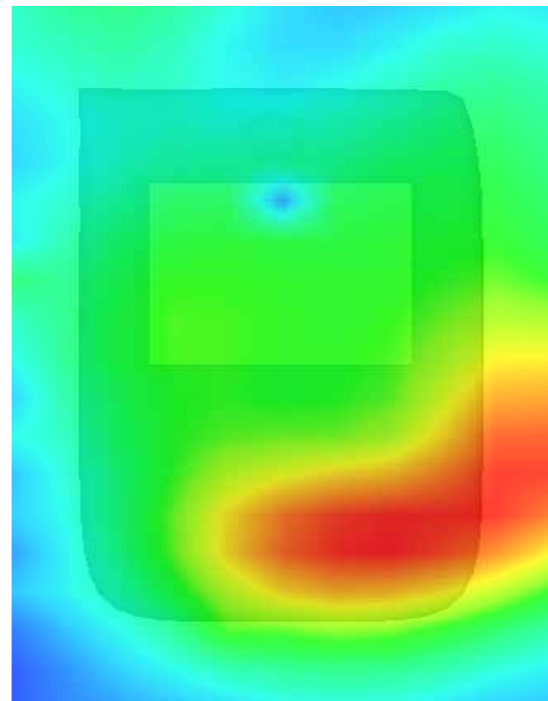
<b>Frequency (MHz)</b>	1850.200000
<b>Relative permittivity (real part)</b>	53.102685
<b>Conductivity (S/m)</b>	1.529374
<b>Power drift(%)</b>	-0.310000
<b>Ambient Temperature:</b>	22.7°C
<b>Liquid Temperature:</b>	22.3°C
<b>ConvF:</b>	6.17
<b>Crest factor:</b>	1:2



Maximum location: X=16.00, Y=-37.00

SAR Peak: 0.63 W/kg

SAR 10g (W/Kg)	0.191467
SAR 1g (W/Kg)	0.371340

**Z axis scan****3D screen shot****Hot spot position**



**MEASUREMENT 20**

Type: Phone measurement (Complete)

Area scan resolution: dx=8mm,dy=8mm

Zoom scan resolution: dx=8mm, dy=8mm, dz=5mm

Date of measurement: 2014.4.23

Measurement duration: 9 minutes 8 seconds

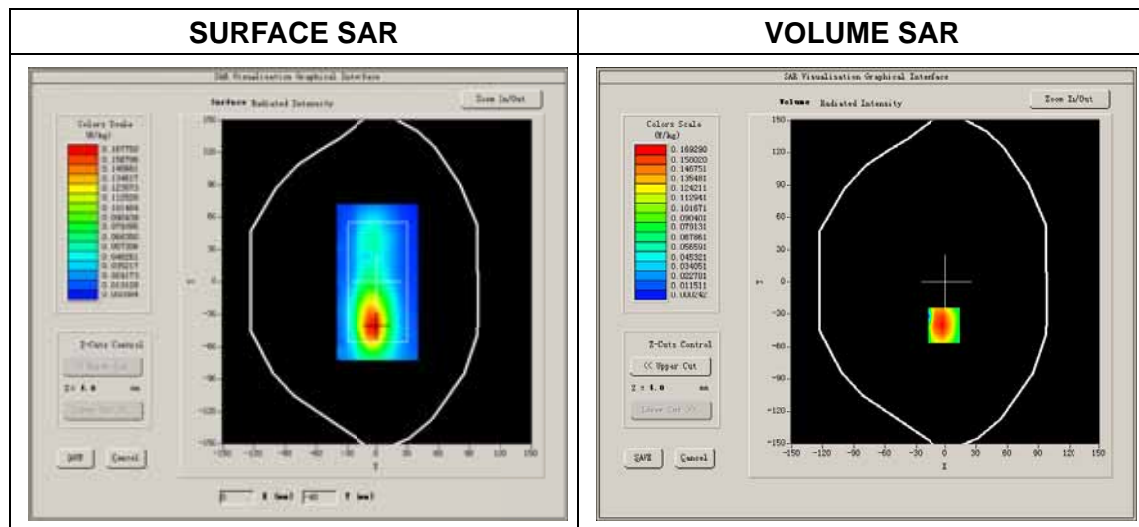
**A. Experimental conditions.**

<b>Phantom File</b>	surf_sam_plan.txt
<b>Phantom</b>	Flat Plane
<b>Device Position</b>	Body
<b>Band</b>	GSM1900
<b>Channels</b>	Low
<b>Signal</b>	EDGE

**B. SAR Measurement Results**

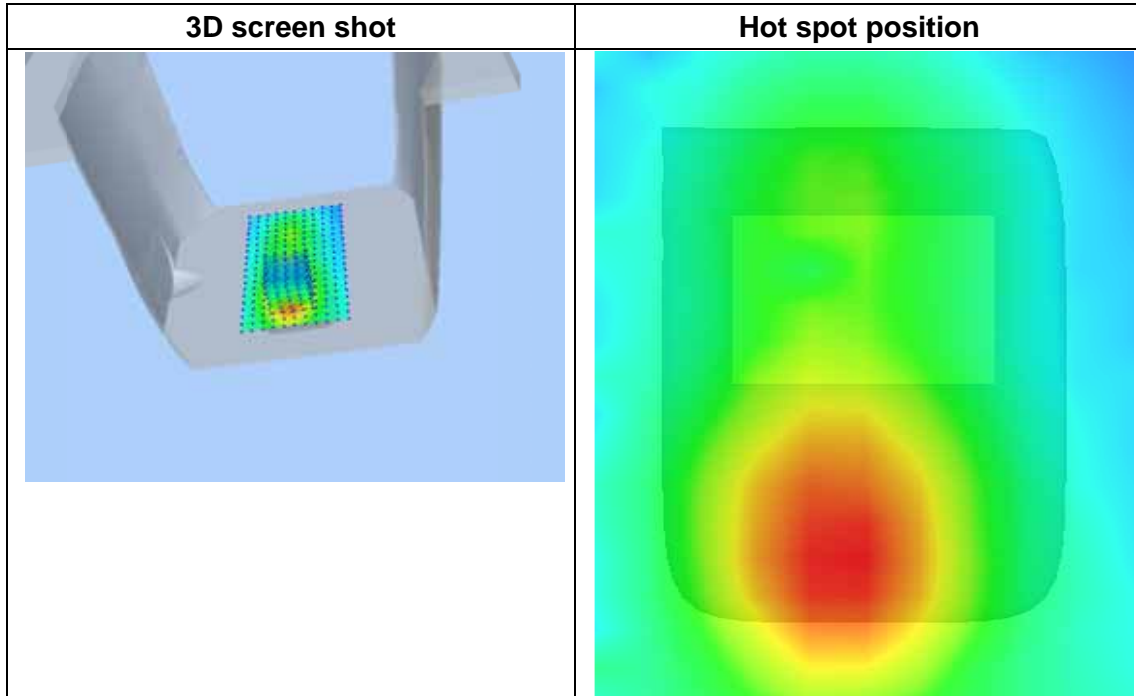
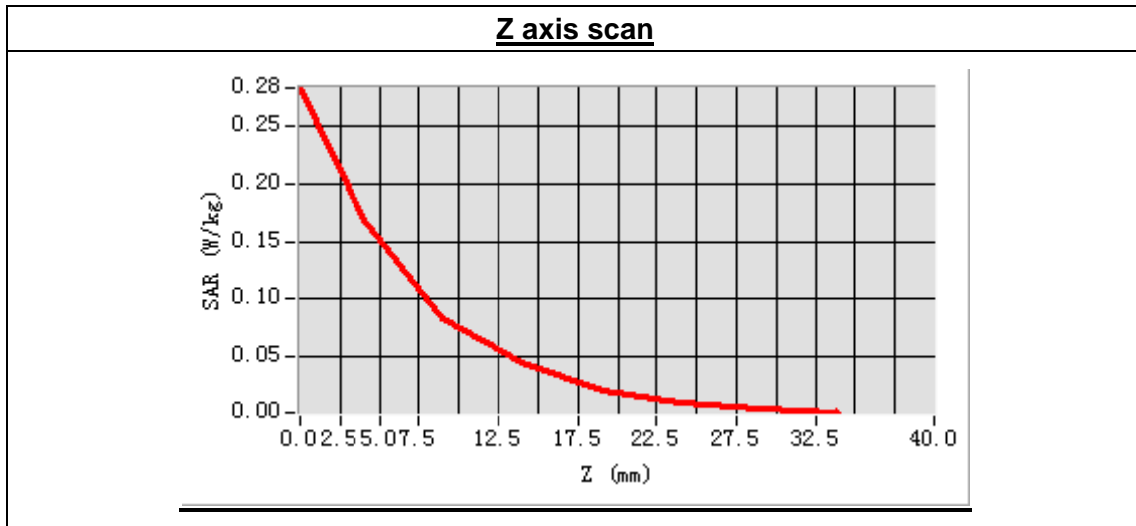
Low Band SAR (Channel 512):

<b>Frequency (MHz)</b>	1850.200000
<b>Relative permittivity (real part)</b>	53.102685
<b>Conductivity (S/m)</b>	1.529374
<b>Power drift(%)</b>	-1.430000
<b>Ambient Temperature:</b>	22.7°C
<b>Liquid Temperature:</b>	22.3°C
<b>ConvF:</b>	6.17
<b>Crest factor:</b>	1:2



Maximum location: X=-2.00, Y=-40.00  
 SAR Peak: 0.30 W/kg

SAR 10g (W/Kg)	0.080964
SAR 1g (W/Kg)	0.167406



**MEASUREMENT 21**

Type: Phone measurement (Complete)

Area scan resolution: dx=8mm,dy=8mm

Zoom scan resolution: dx=8mm, dy=8mm, dz=5mm

Date of measurement: 2014.4.23

Measurement duration: 9 minutes 9 seconds

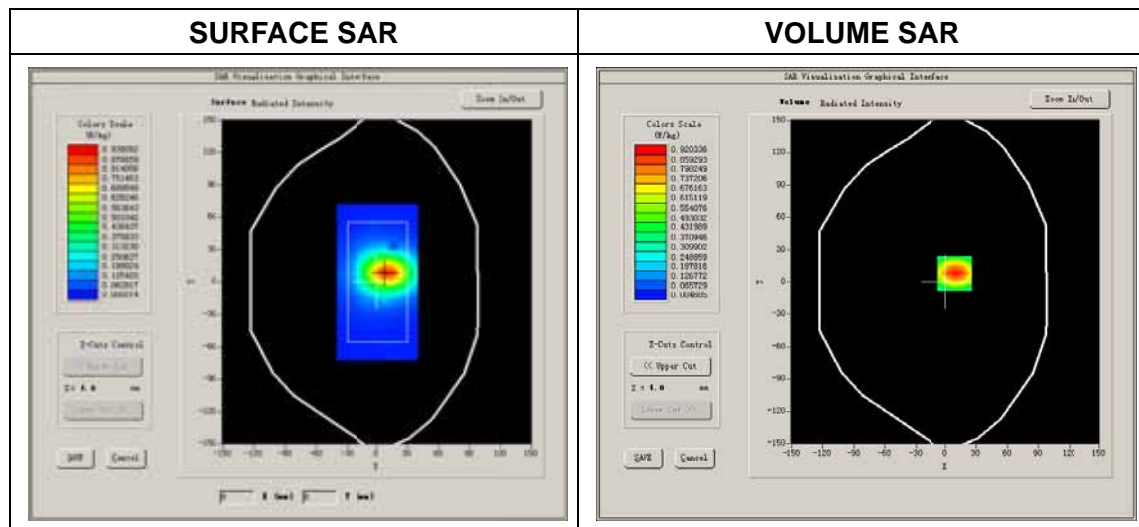
**A. Experimental conditions.**

<b>Phantom File</b>	surf_sam_plan.txt
<b>Phantom</b>	Flat Plane
<b>Device Position</b>	Body
<b>Band</b>	GSM1900
<b>Channels</b>	Low
<b>Signal</b>	EDGE

**B. SAR Measurement Results**

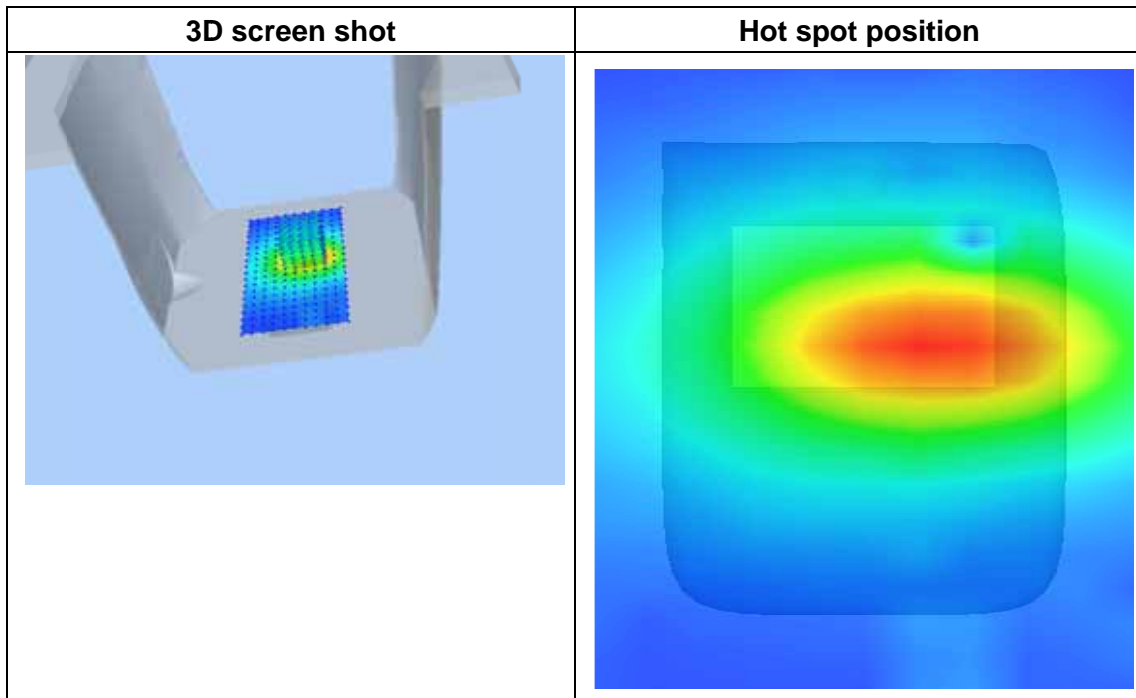
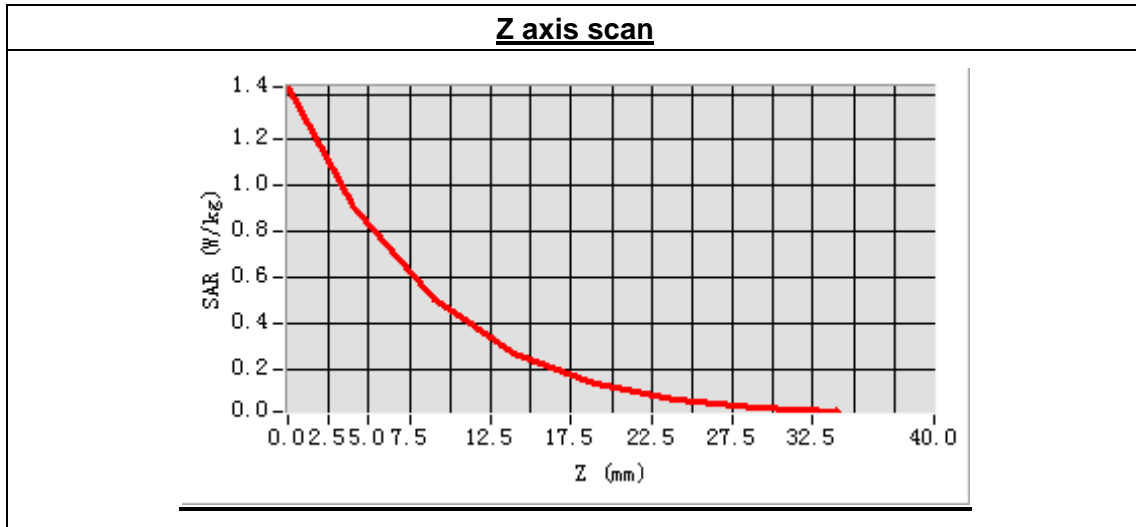
Low Band SAR (Channel 512):

<b>Frequency (MHz)</b>	1850.200000
<b>Relative permittivity (real part)</b>	53.102685
<b>Conductivity (S/m)</b>	1.529374
<b>Power drift(%)</b>	-0.930000
<b>Ambient Temperature:</b>	22.7°C
<b>Liquid Temperature:</b>	22.3°C
<b>ConvF:</b>	6.17
<b>Crest factor:</b>	1:2



Maximum location: X=9.00, Y=8.00  
 SAR Peak: 1.45 W/kg

SAR 10g (W/Kg)	0.456054
SAR 1g (W/Kg)	0.890915



**MEASUREMENT 21**

Type: Phone measurement (Complete)

Area scan resolution: dx=8mm,dy=8mm

Zoom scan resolution: dx=8mm, dy=8mm, dz=5mm

Date of measurement: 2014.4.23

Measurement duration: 9 minutes 9 seconds

**A. Experimental conditions.**

<b>Phantom File</b>	surf_sam_plan.txt
<b>Phantom</b>	Flat Plane
<b>Device Position</b>	Body
<b>Band</b>	GSM1900
<b>Channels</b>	Middle
<b>Signal</b>	EDGE

**B. SAR Measurement Results**

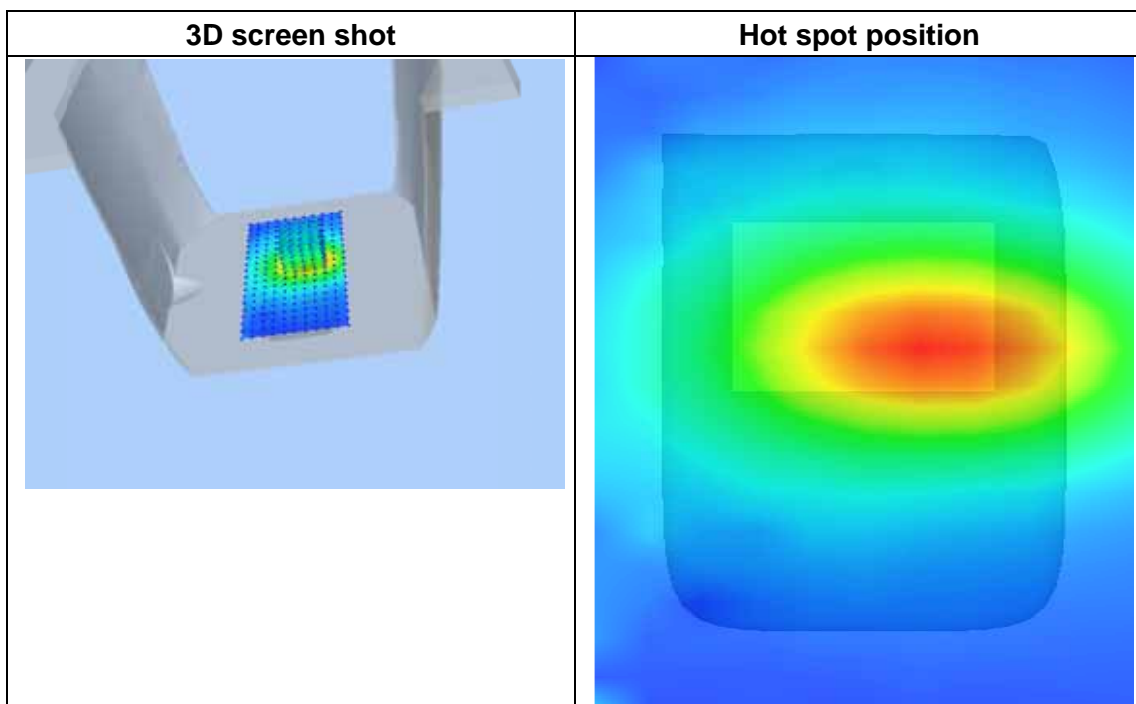
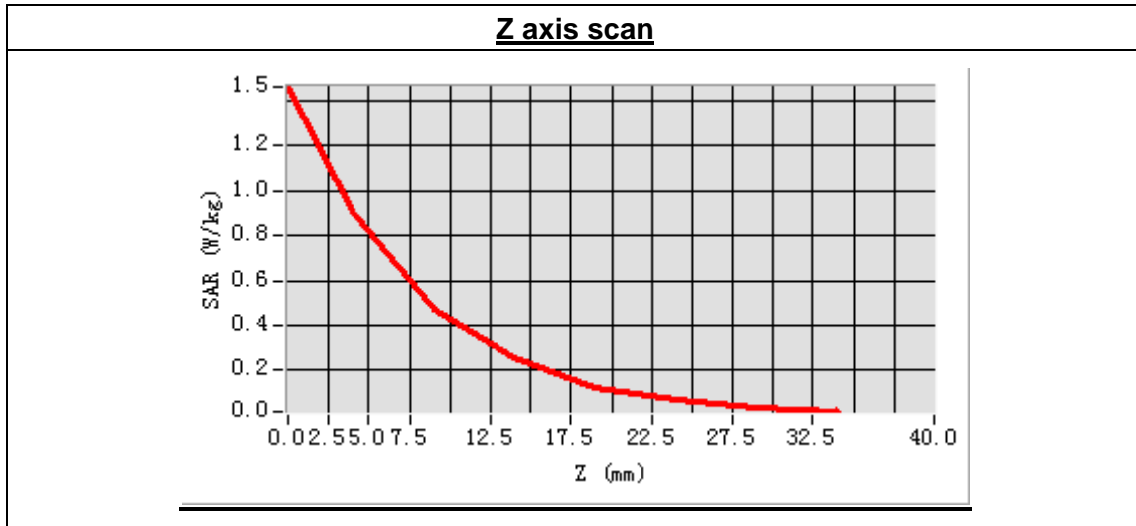
Middle Band SAR (Channel 661):

<b>Frequency (MHz)</b>	1880.000000
<b>Relative permittivity (real part)</b>	53.102685
<b>Conductivity (S/m)</b>	1.529374
<b>Power drift(%)</b>	-0.370000
<b>Ambient Temperature:</b>	22.7°C
<b>Liquid Temperature:</b>	22.3°C
<b>ConvF:</b>	6.17
<b>Crest factor:</b>	1:2



Maximum location: X=9.00, Y=8.00  
 SAR Peak: 1.45 W/kg

SAR 10g (W/Kg)	0.441488
SAR 1g (W/Kg)	0.877895



**MEASUREMENT 21**

Type: Phone measurement (Complete)

Area scan resolution: dx=8mm,dy=8mm

Zoom scan resolution: dx=8mm, dy=8mm, dz=5mm

Date of measurement: 2014.4.23

Measurement duration: 9 minutes 9 seconds

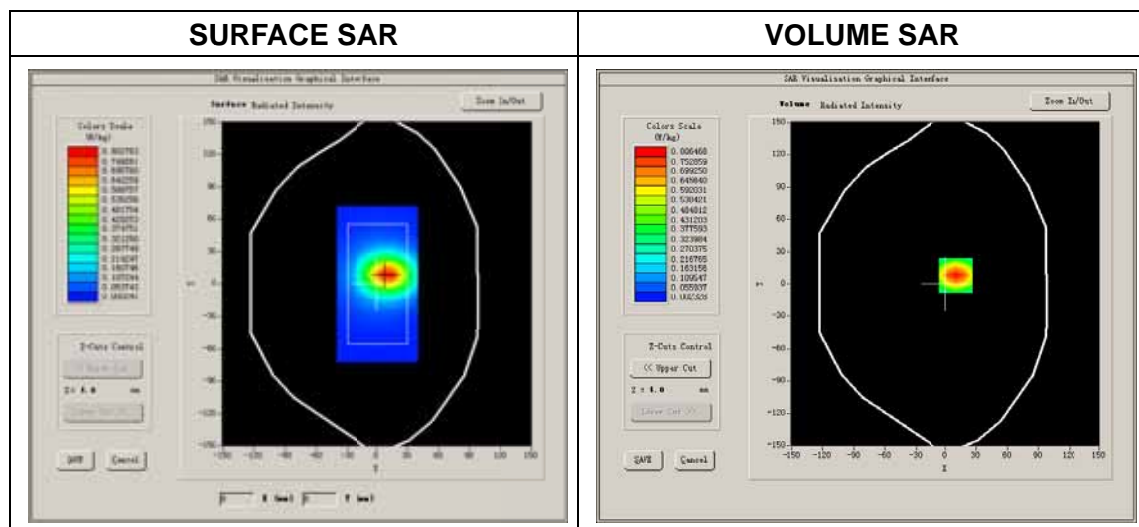
**A. Experimental conditions.**

<b>Phantom File</b>	surf_sam_plan.txt
<b>Phantom</b>	Flat Plane
<b>Device Position</b>	Body
<b>Band</b>	GSM1900
<b>Channels</b>	High
<b>Signal</b>	EDGE

**B. SAR Measurement Results**

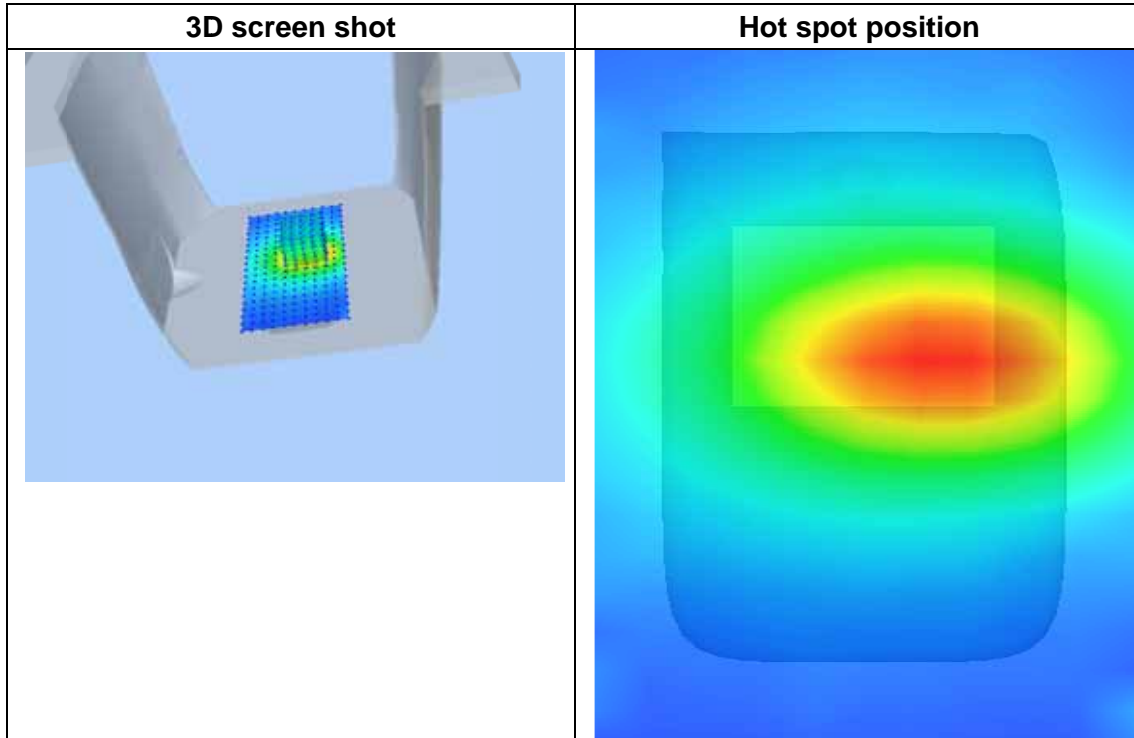
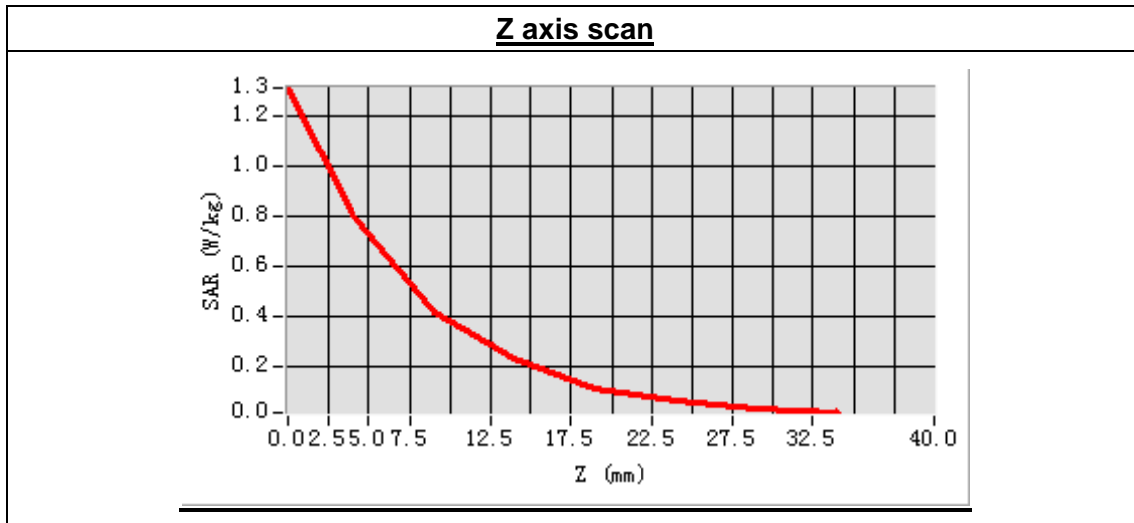
Higher Band SAR (Channel 810):

<b>Frequency (MHz)</b>	1909.800000
<b>Relative permittivity (real part)</b>	53.102685
<b>Conductivity (S/m)</b>	1.529374
<b>Power drift(%)</b>	-2.310000
<b>Ambient Temperature:</b>	22.7°C
<b>Liquid Temperature:</b>	22.3°C
<b>ConvF:</b>	6.17
<b>Crest factor:</b>	1:2



Maximum location: X=10.00, Y=8.00  
SAR Peak: 1.31 W/kg

SAR 10g (W/Kg)	0.393957
SAR 1g (W/Kg)	0.786845





**MEASUREMENT 21**

Type: Phone measurement (Complete)

Area scan resolution: dx=8mm,dy=8mm

Zoom scan resolution: dx=8mm, dy=8mm, dz=5mm

Date of measurement: 2014.4.23

Measurement duration: 9 minutes 9 seconds

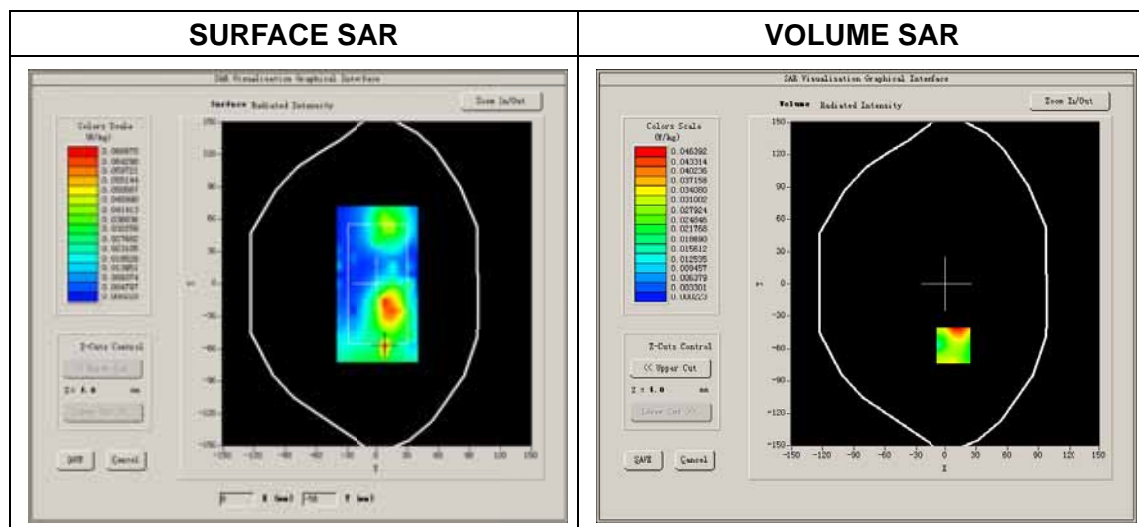
**A. Experimental conditions.**

<b>Phantom File</b>	surf_sam_plan.txt
<b>Phantom</b>	Flat Plane
<b>Device Position</b>	Body
<b>Band</b>	GSM1900
<b>Channels</b>	Low
<b>Signal</b>	EDGE

**B. SAR Measurement Results**

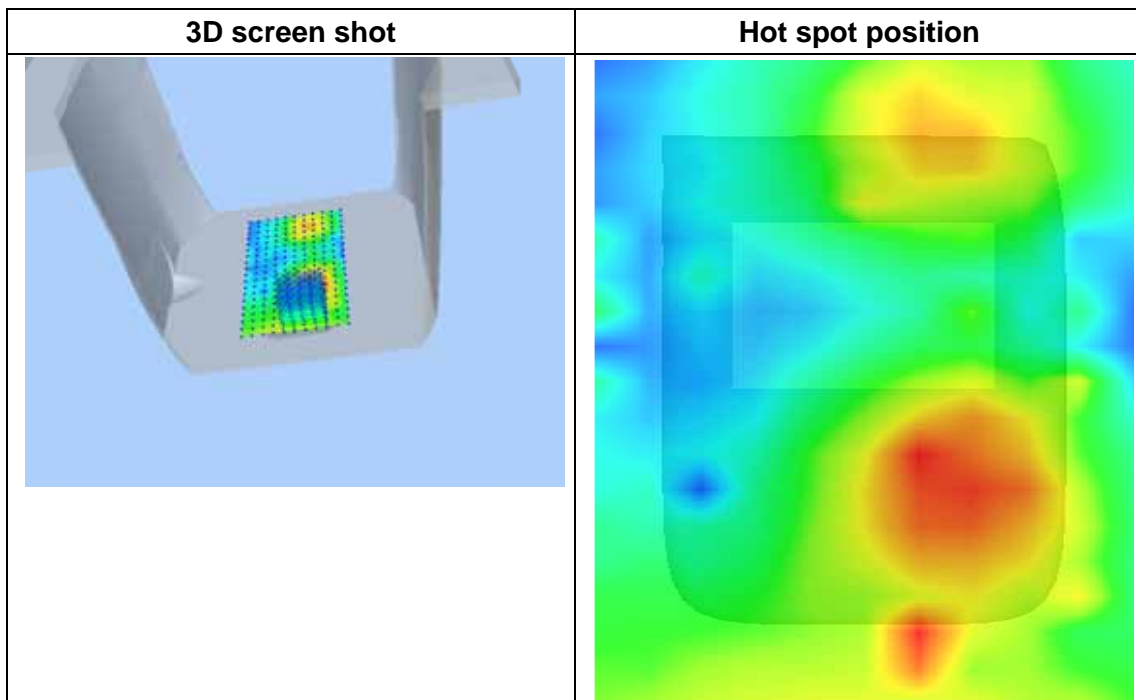
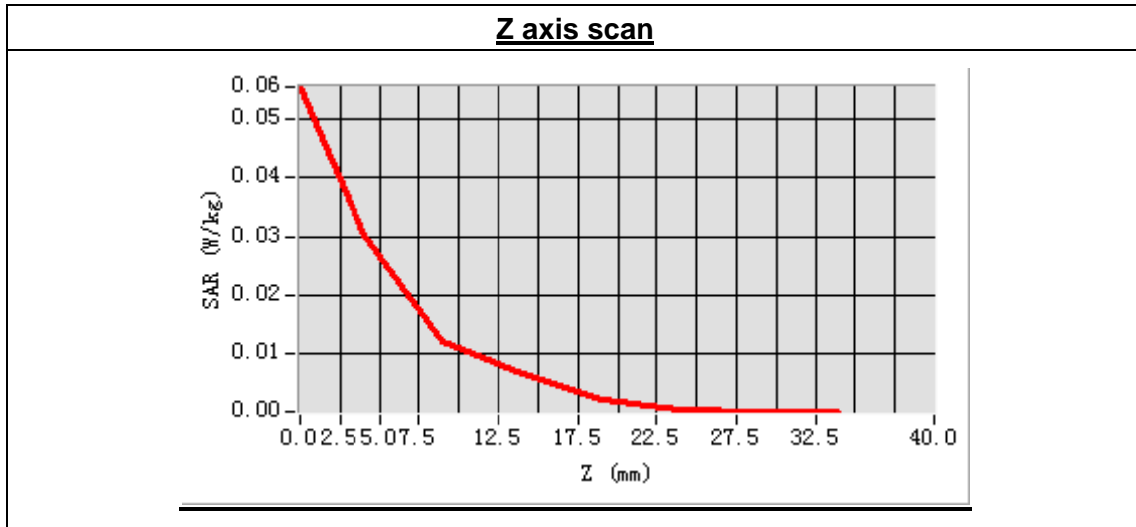
Low Band SAR (Channel 512):

<b>Frequency (MHz)</b>	1850.200000
<b>Relative permittivity (real part)</b>	53.102685
<b>Conductivity (S/m)</b>	1.529374
<b>Power drift(%)</b>	-1.120000
<b>Ambient Temperature:</b>	22.7°C
<b>Liquid Temperature:</b>	22.3°C
<b>ConvF:</b>	6.17
<b>Crest factor:</b>	1:2



Maximum location: X=8.00, Y=-57.00  
 SAR Peak: 0.08 W/kg

SAR 10g (W/Kg)	0.018325
SAR 1g (W/Kg)	0.043084



**MEASUREMENT 22**

Type: Phone measurement (Complete)

Area scan resolution: dx=8mm,dy=8mm

Zoom scan resolution: dx=8mm, dy=8mm, dz=5mm

Date of measurement: 2014.4.23

Measurement duration: 9 minutes 9 seconds

**A. Experimental conditions.**

<b>Phantom File</b>	surf_sam_plan.txt
<b>Phantom</b>	Flat Plane
<b>Device Position</b>	Body
<b>Band</b>	GSM1900
<b>Channels</b>	Low
<b>Signal</b>	GPRS

**B. SAR Measurement Results**

Low Band SAR (Channel 512):

<b>Frequency (MHz)</b>	1850.200000
<b>Relative permittivity (real part)</b>	53.102685
<b>Conductivity (S/m)</b>	1.529374
<b>Power drift(%)</b>	-1.480000
<b>Ambient Temperature:</b>	22.7°C
<b>Liquid Temperature:</b>	22.3°C
<b>ConvF:</b>	6.17
<b>Crest factor:</b>	1:2



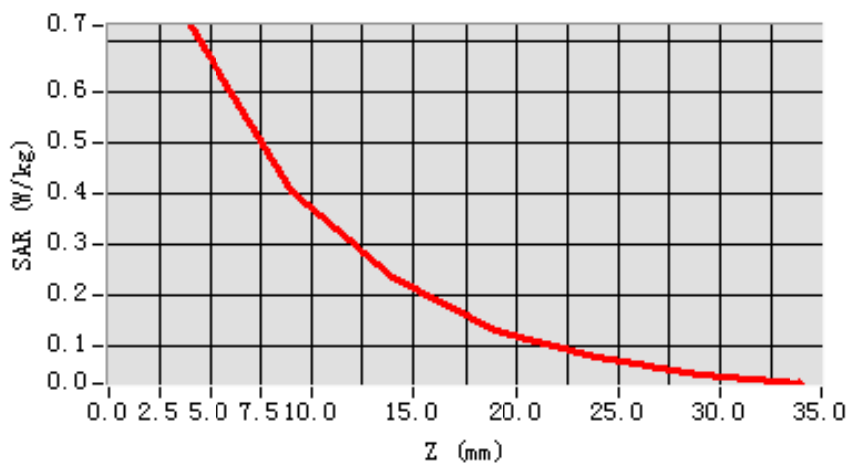
Maximum location: X=-21.00, Y=16.00

SAR 10g (W/Kg)	0.409051
SAR 1g (W/Kg)	0.701414

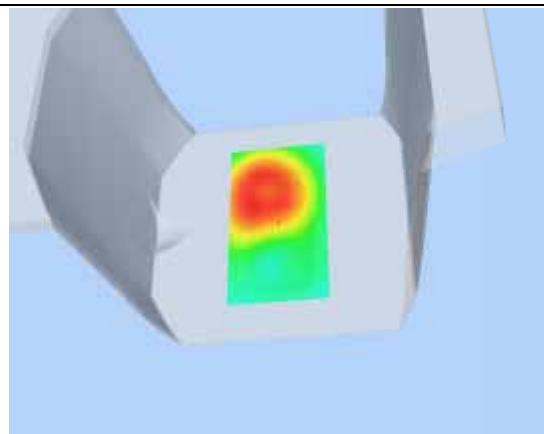
**Z Axis Scan**

Z (mm)	0.00	4.00	9.00	14.00	19.00	24.00	29.00
SAR (W/Kg)	0.0000	0.7321	0.4045	0.2334	0.1315	0.0783	0.0430

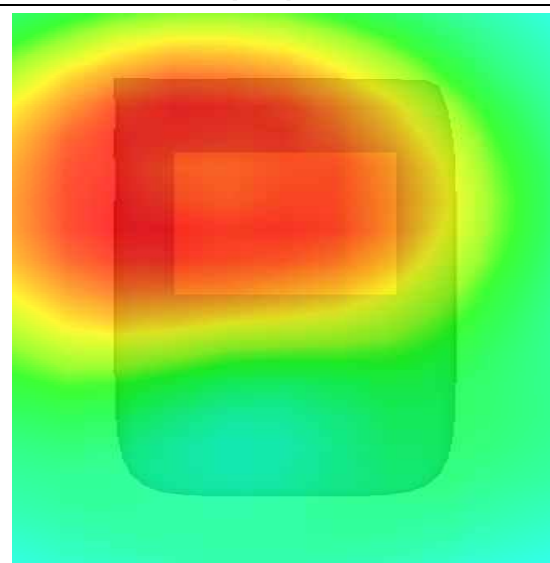
SAR, Z Axis Scan (X = -21, Y = 16)



3D scene shot



Hot spot position



**MEASUREMENT 23**

Type: Phone measurement (Complete)

Area scan resolution: dx=8mm,dy=8mm

Zoom scan resolution: dx=8mm, dy=8mm, dz=5mm

Date of measurement: 2014.4.21

Measurement duration: 7 minutes 59 seconds

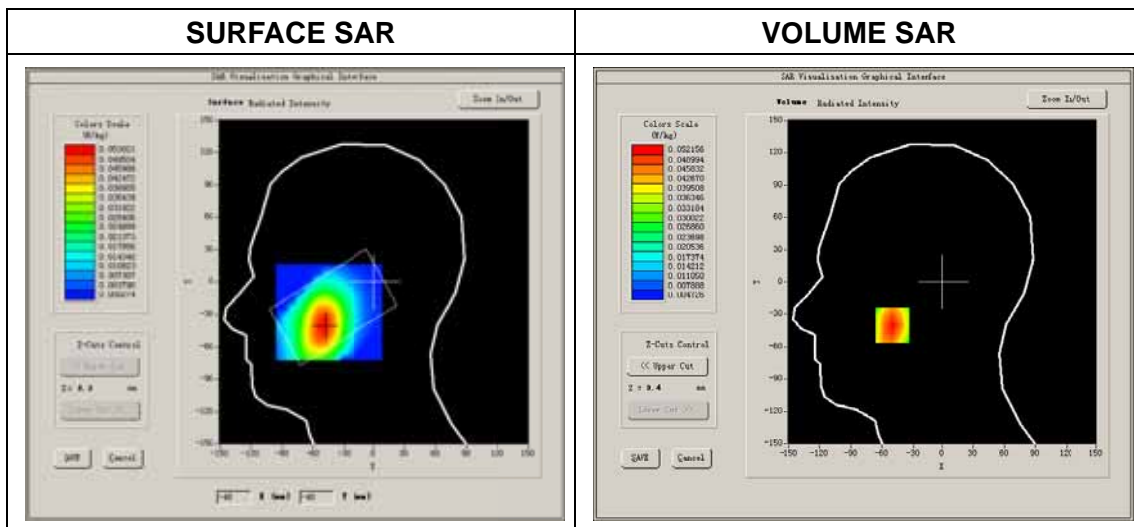
**A. Experimental conditions.**

<b>Phantom File</b>	sam_direct_droit2_surf8mm.txt
<b>Phantom</b>	Right head
<b>Device Position</b>	Cheek
<b>Band</b>	WCDMA850
<b>Channels</b>	Low
<b>Signal</b>	CDMA

**B. SAR Measurement Results**

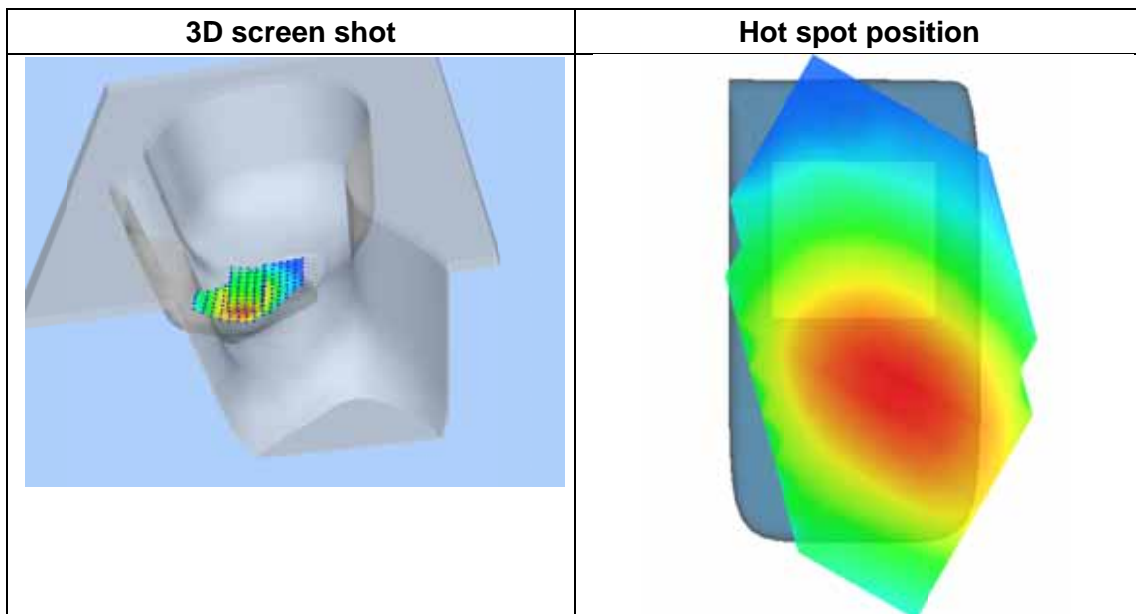
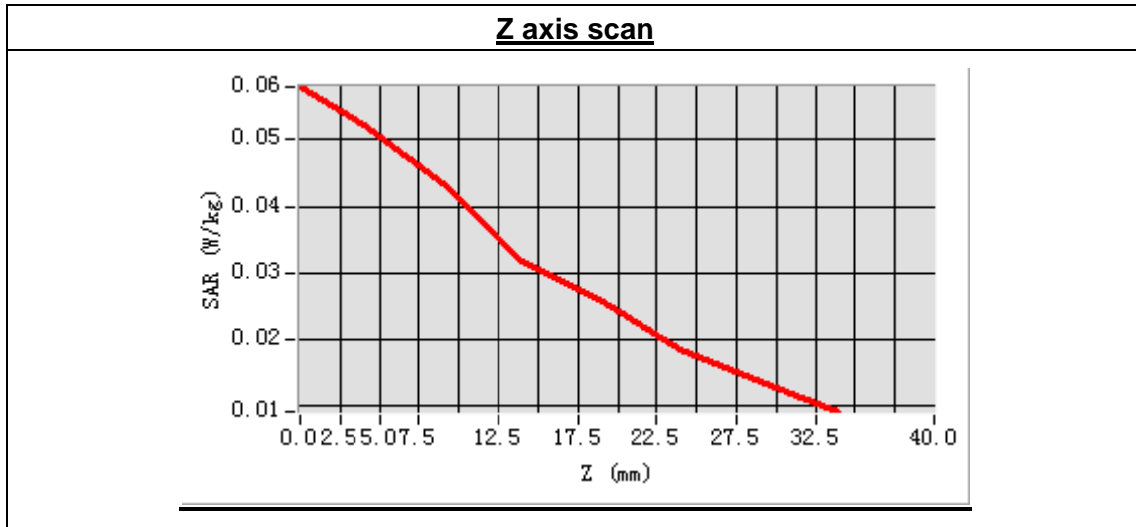
Low Band SAR (Channel 4132):

<b>Frequency (MHz)</b>	826.400000
<b>Relative permittivity (real part)</b>	41.322812
<b>Conductivity (S/m)</b>	0.882416
<b>Power drift (%)</b>	0.450000
<b>Ambient Temperature:</b>	22.7°C
<b>Liquid Temperature:</b>	22.3°C
<b>ConvF:</b>	6.73
<b>Crest factor:</b>	1:1



Maximum location: X=-50.00, Y=-40.00  
 SAR Peak: 0.06 W/kg

SAR 10g (W/Kg)	0.036346
SAR 1g (W/Kg)	0.049564



**MEASUREMENT 24**

Type: Phone measurement (Complete)

Area scan resolution: dx=8mm,dy=8mm

Zoom scan resolution: dx=8mm, dy=8mm, dz=5mm

Date of measurement: 2014.4.21

Measurement duration: 7 minutes 41 seconds

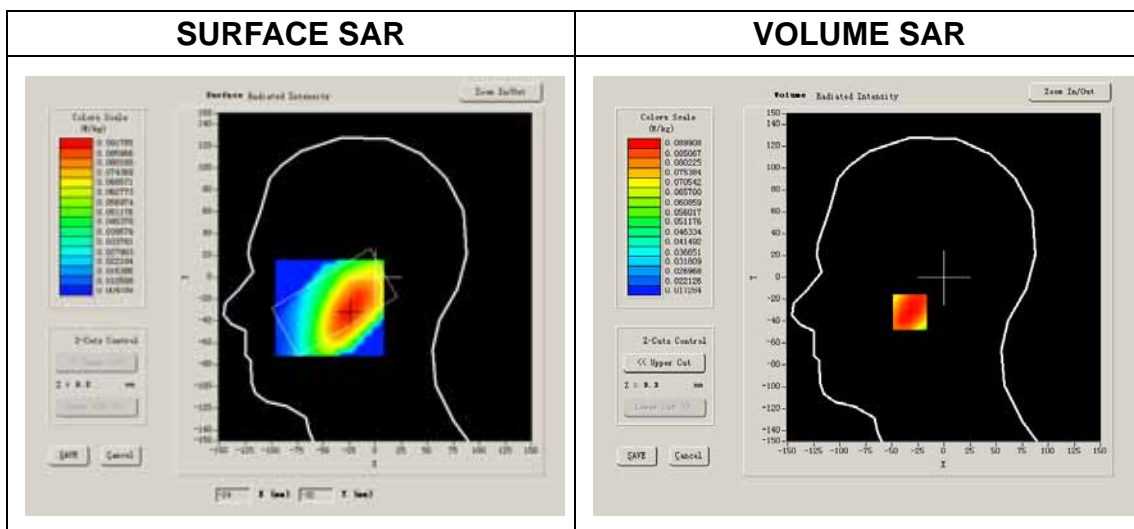
**A. Experimental conditions.**

<b>Phantom File</b>	sam_direct_droit2_surf8mm.txt
<b>Phantom</b>	Right head
<b>Device Position</b>	Tilt
<b>Band</b>	WCDMA850
<b>Channels</b>	Low
<b>Signal</b>	CDMA

**B. SAR Measurement Results**

Low Band SAR (Channel 4132):

<b>Frequency (MHz)</b>	826.400000
<b>Relative permittivity (real part)</b>	41.322812
<b>Conductivity (S/m)</b>	0.882416
<b>Power drift (%)</b>	0.020000
<b>Ambient Temperature:</b>	22.7°C
<b>Liquid Temperature:</b>	22.3°C
<b>ConvF:</b>	6.73
<b>Crest factor:</b>	1:1

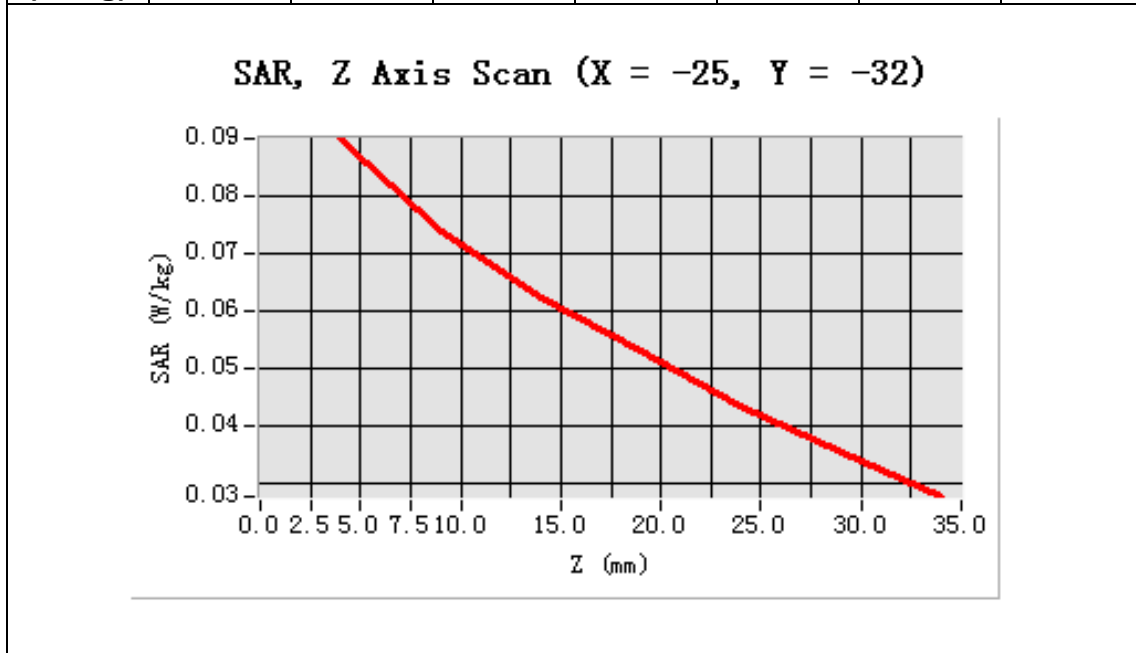



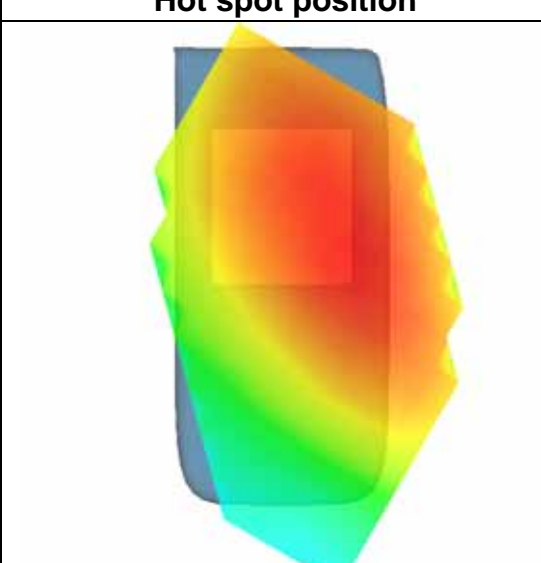
Maximum location: X=-25.00, Y=-32.00

SAR 10g (W/Kg)	0.070243
SAR 1g (W/Kg)	0.088662

**Z Axis Scan**

Z (mm)	0.00	4.00	9.00	14.00	19.00	24.00	29.00
SAR (W/Kg)	0.0000	0.0899	0.0737	0.0622	0.0531	0.0432	0.0351



<b>3D scene shot</b>	<b>Hot spot position</b>
	



**MEASUREMENT 25**

Type: Phone measurement (Complete)

Area scan resolution: dx=8mm,dy=8mm

Zoom scan resolution: dx=8mm, dy=8mm, dz=5mm

Date of measurement: 2014.4.21

Measurement duration: 7 minutes 53 seconds

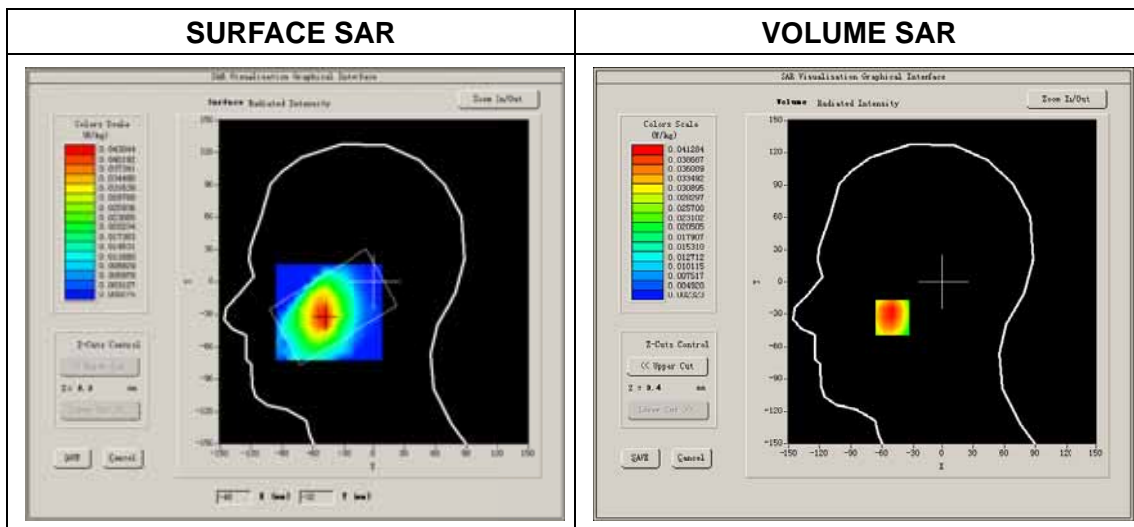
**A. Experimental conditions.**

<b>Phantom File</b>	sam_direct_droit2_surf8mm.txt
<b>Phantom</b>	Left head
<b>Device Position</b>	Cheek
<b>Band</b>	WCDMA850
<b>Channels</b>	Low
<b>Signal</b>	CDMA

**B. SAR Measurement Results**

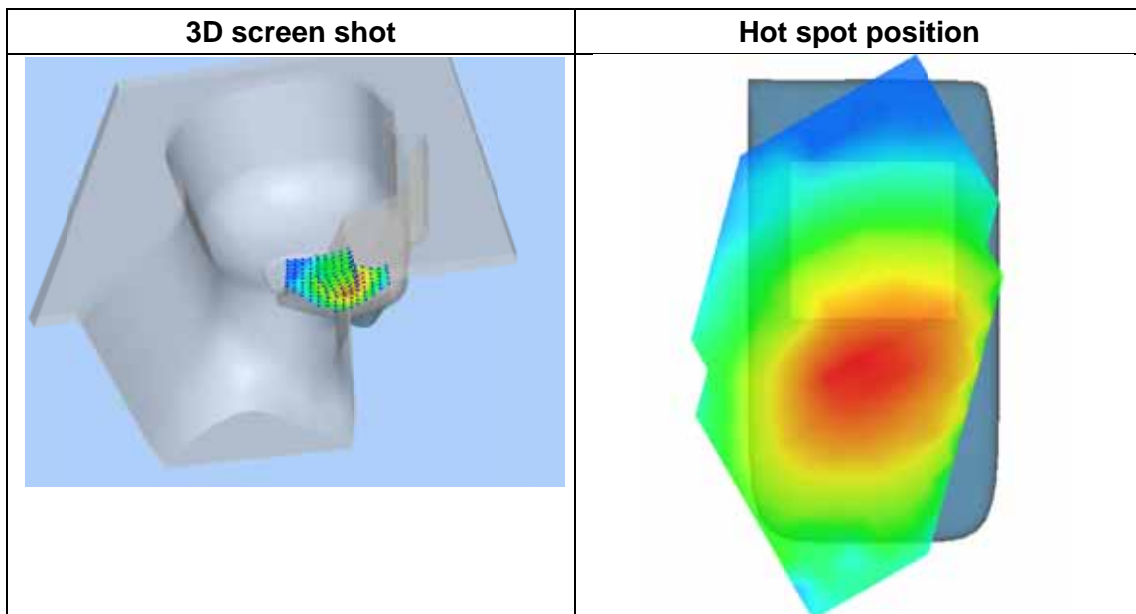
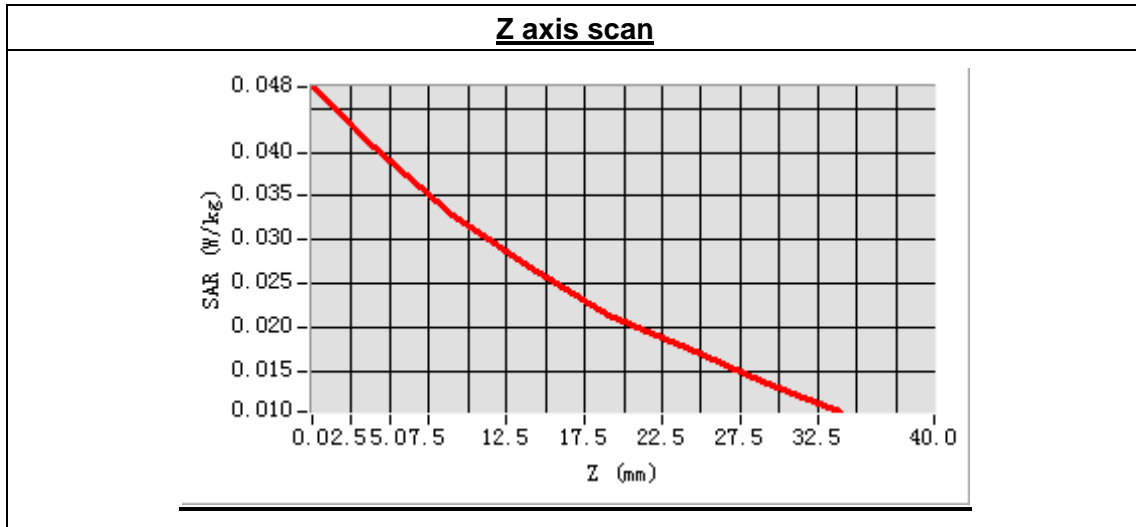
Low Band SAR (Channel 4132):

<b>Frequency (MHz)</b>	826.400000
<b>Relative permittivity (real part)</b>	41.322812
<b>Conductivity (S/m)</b>	0.882416
<b>Power drift (%)</b>	-0.150000
<b>Ambient Temperature:</b>	22.7°C
<b>Liquid Temperature:</b>	22.3°C
<b>ConvF:</b>	6.73
<b>Crest factor:</b>	1:1



Maximum location: X=-50.00, Y=-33.00  
 SAR Peak: 0.05 W/kg

SAR 10g (W/Kg)	0.029858
SAR 1g (W/Kg)	0.039984



**MEASUREMENT 26**

Type: Phone measurement (Complete)

Area scan resolution: dx=8mm,dy=8mm

Zoom scan resolution: dx=8mm, dy=8mm, dz=5mm

Date of measurement: 2014.4.21

Measurement duration: 7 minutes 40 seconds

**A. Experimental conditions.**

<b>Phantom File</b>	sam_direct_droit2_surf8mm.txt
<b>Phantom</b>	Left head
<b>Device Position</b>	Tilt
<b>Band</b>	WCDMA850
<b>Channels</b>	Low
<b>Signal</b>	CDMA

**B. SAR Measurement Results**

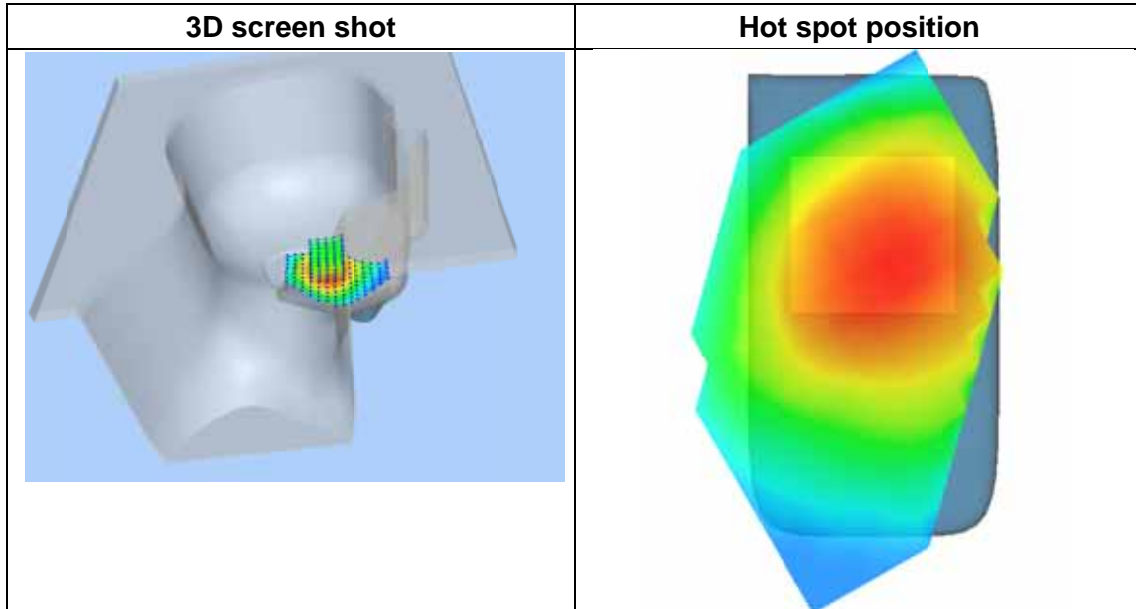
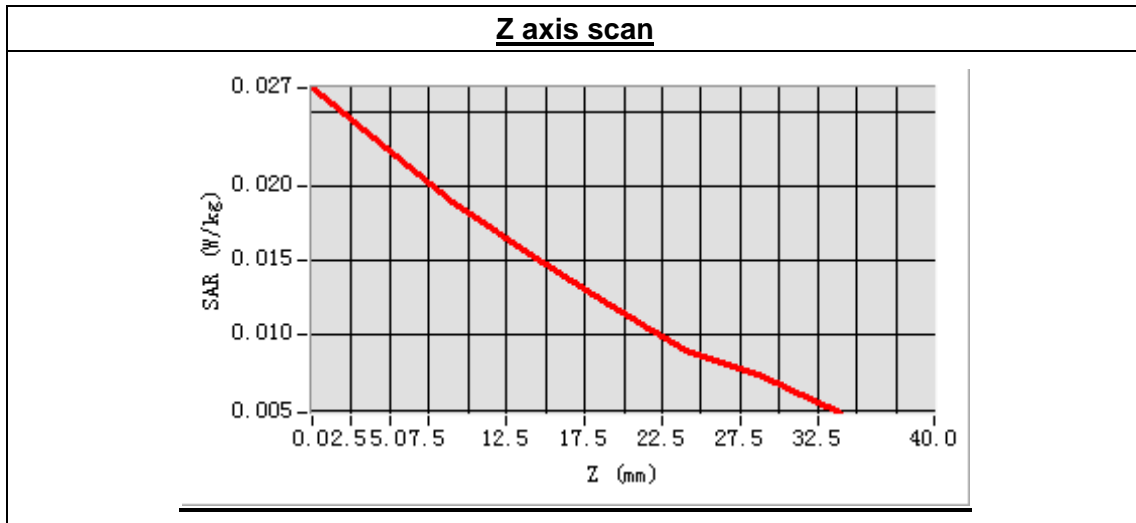
Low Band SAR (Channel 4132):

<b>Frequency (MHz)</b>	826.400000
<b>Relative permittivity (real part)</b>	41.322812
<b>Conductivity (S/m)</b>	0.882416
<b>Power drift (%)</b>	-0.380000
<b>Ambient Temperature:</b>	22.7°C
<b>Liquid Temperature:</b>	22.3°C
<b>ConvF:</b>	6.73
<b>Crest factor:</b>	1:1



Maximum location: X=-33.00, Y=-15.00  
 SAR Peak: 0.03 W/kg

SAR 10g (W/Kg)	0.016762
SAR 1g (W/Kg)	0.022271



**MEASUREMENT 27**

Type: Phone measurement (Complete)

Area scan resolution: dx=8mm,dy=8mm

Zoom scan resolution: dx=8mm, dy=8mm, dz=5mm

Date of measurement: 2014.4.21

Measurement duration: 9 minutes 15 seconds

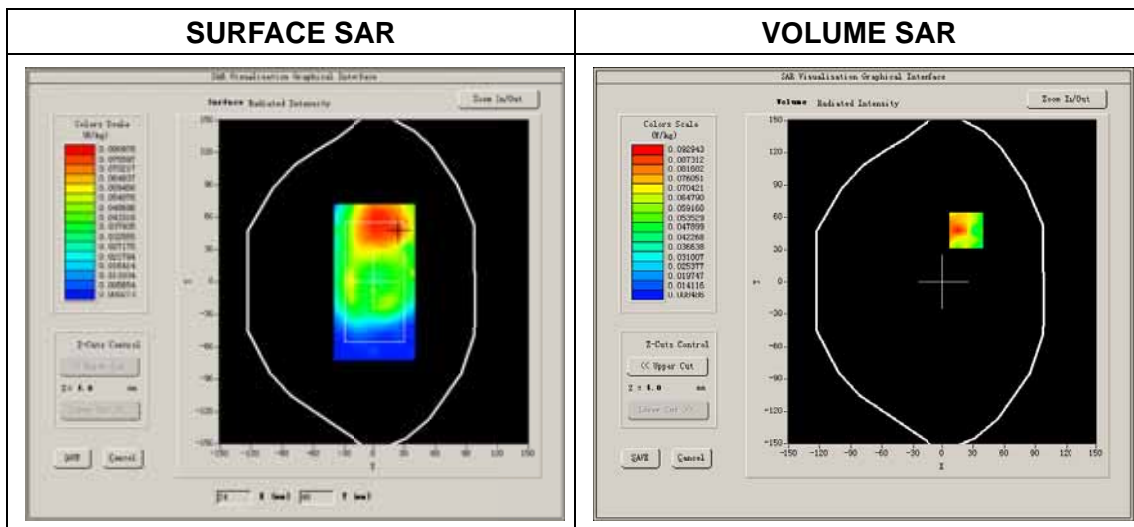
**A. Experimental conditions.**

<b>Phantom File</b>	surf_sam_plan.txt
<b>Phantom</b>	Validation plane
<b>Device Position</b>	Body
<b>Band</b>	WCDMA850
<b>Channels</b>	Low
<b>Signal</b>	CDMA

**B. SAR Measurement Results**

Low Band SAR (Channel 4132):

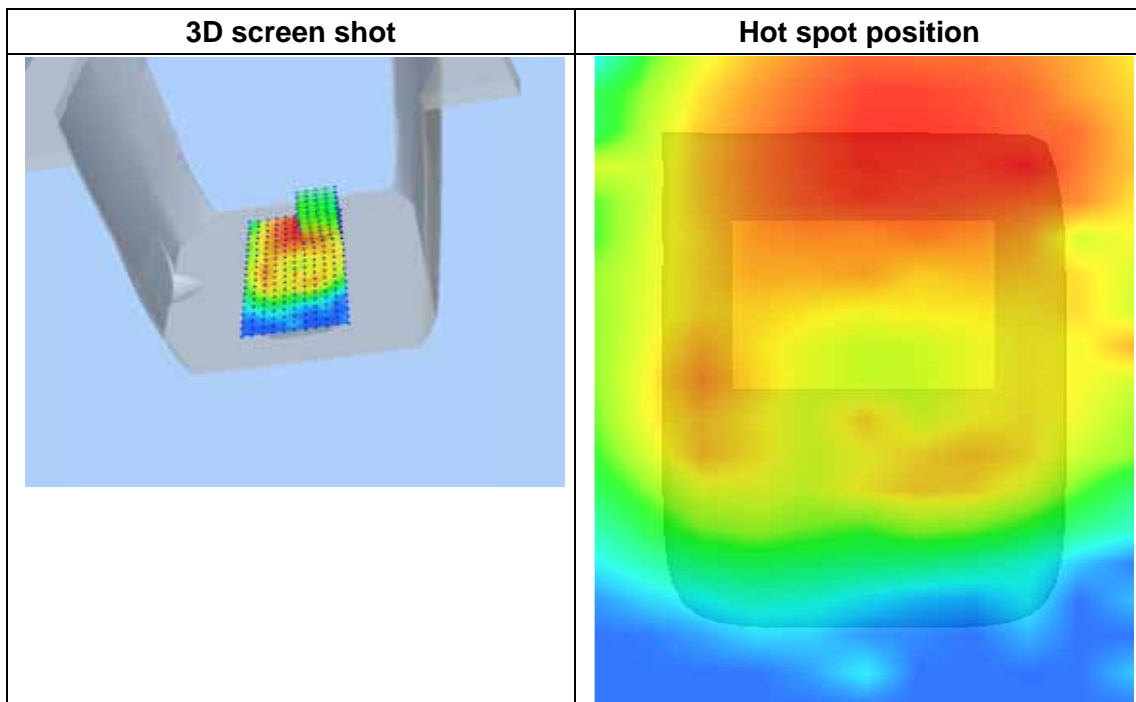
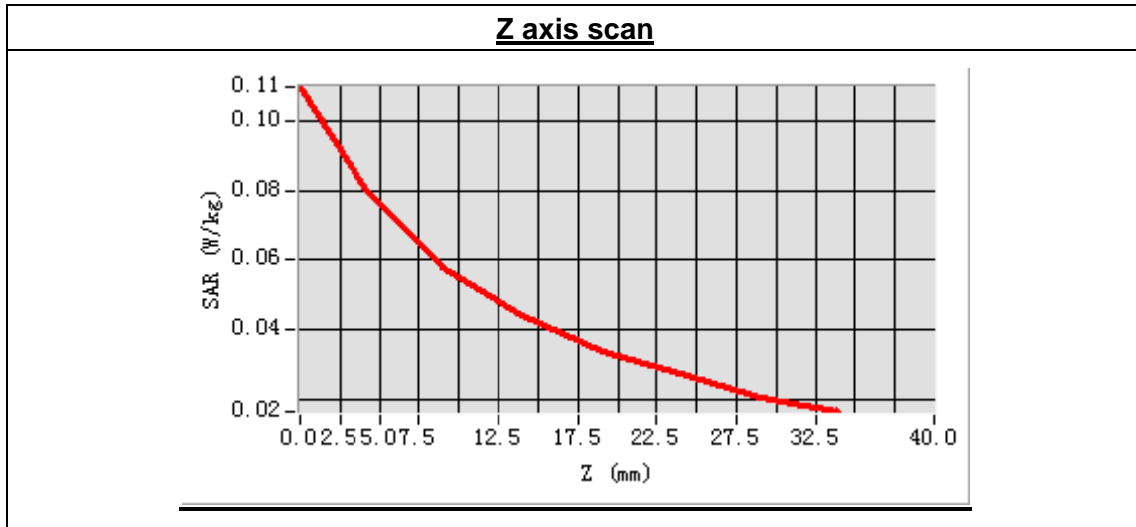
<b>Frequency (MHz)</b>	826.400000
<b>Relative permittivity (real part)</b>	55.106274
<b>Conductivity (S/m)</b>	0.962846
<b>Power drift (%)</b>	-0.030000
<b>Ambient Temperature:</b>	22.7°C
<b>Liquid Temperature:</b>	22.3°C
<b>ConvF:</b>	6.99
<b>Crest factor:</b>	1:1



Maximum location: X=23.00, Y=48.00

SAR Peak: 0.15 W/kg

SAR 10g (W/Kg)	0.063336
SAR 1g (W/Kg)	0.094520



**MEASUREMENT 28**

Type: Phone measurement (Complete)

Area scan resolution: dx=8mm,dy=8mm

Zoom scan resolution: dx=8mm, dy=8mm, dz=5mm

Date of measurement: 2014.4.21

Measurement duration: 9 minutes 16 seconds

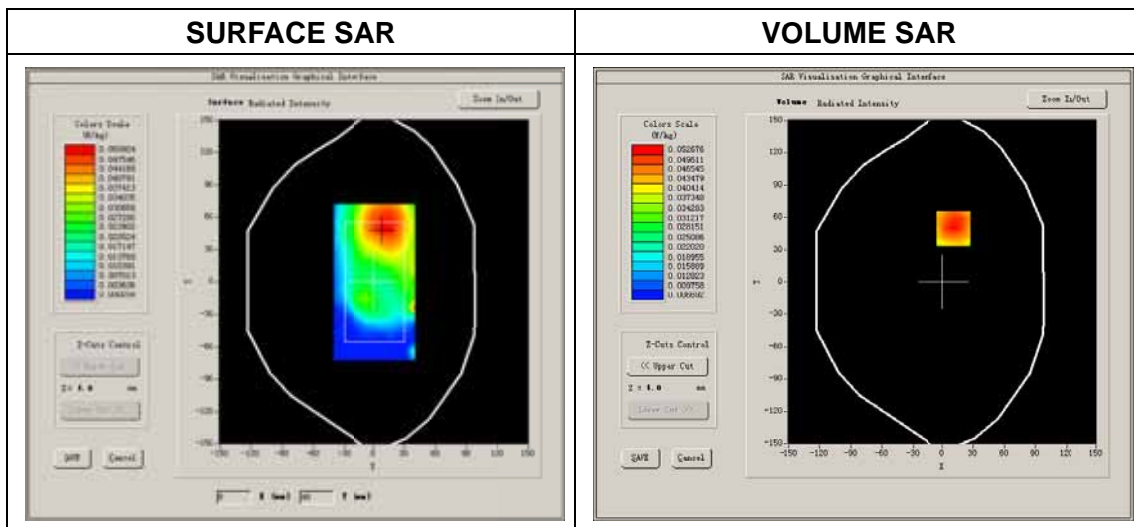
**A. Experimental conditions.**

<b>Phantom File</b>	surf_sam_plan.txt
<b>Phantom</b>	Validation plane
<b>Device Position</b>	Body
<b>Band</b>	WCDMA850
<b>Channels</b>	Low
<b>Signal</b>	CDMA

**B. SAR Measurement Results**

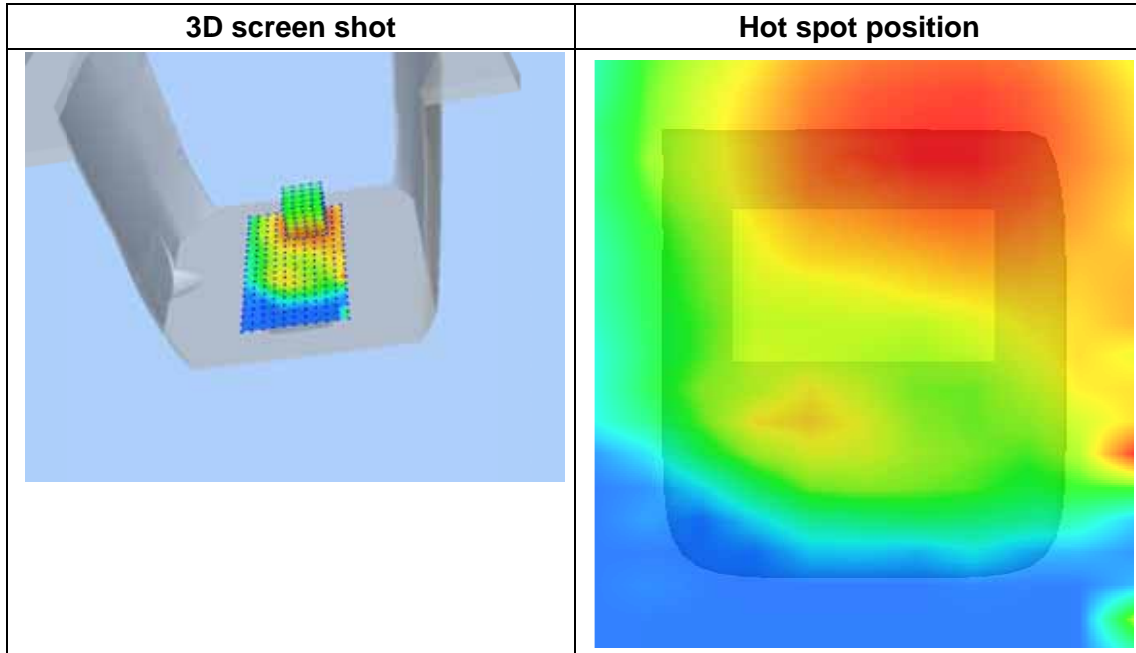
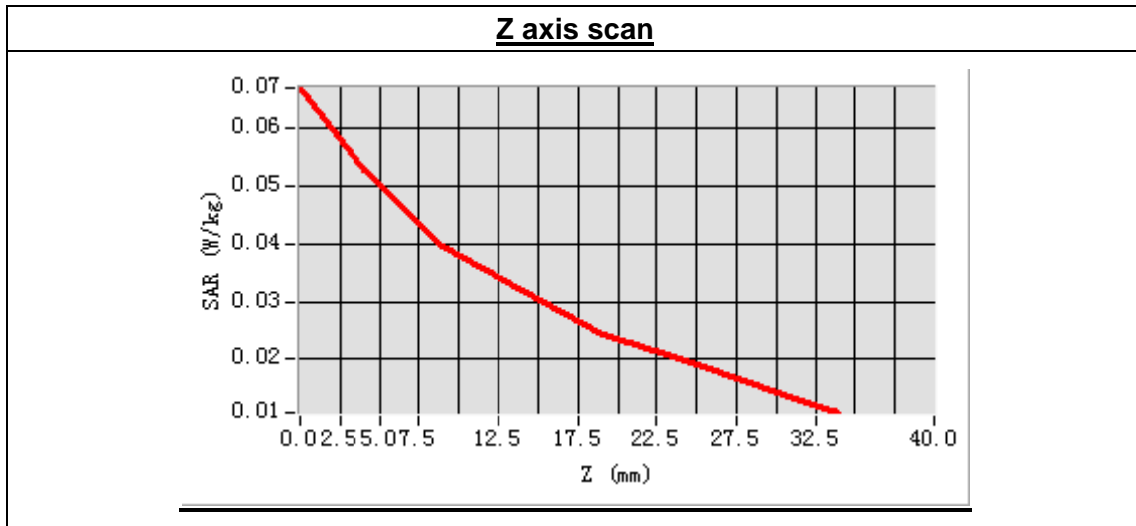
Low Band SAR (Channel 4132):

<b>Frequency (MHz)</b>	826.400000
<b>Relative permittivity (real part)</b>	55.106274
<b>Conductivity (S/m)</b>	0.962846
<b>Power drift (%)</b>	-1.390000
<b>Ambient Temperature:</b>	22.7°C
<b>Liquid Temperature:</b>	22.3°C
<b>ConvF:</b>	6.99
<b>Crest factor:</b>	1:1



Maximum location: X=11.00, Y=50.00  
 SAR Peak: 0.07 W/kg

SAR 10g (W/Kg)	0.040070
SAR 1g (W/Kg)	0.054657





**MEASUREMENT 29**

Type: Phone measurement (Complete)

Area scan resolution: dx=8mm,dy=8mm

Zoom scan resolution: dx=8mm, dy=8mm, dz=5mm

Date of measurement: 2014.4.21

Measurement duration: 9 minutes 16 seconds

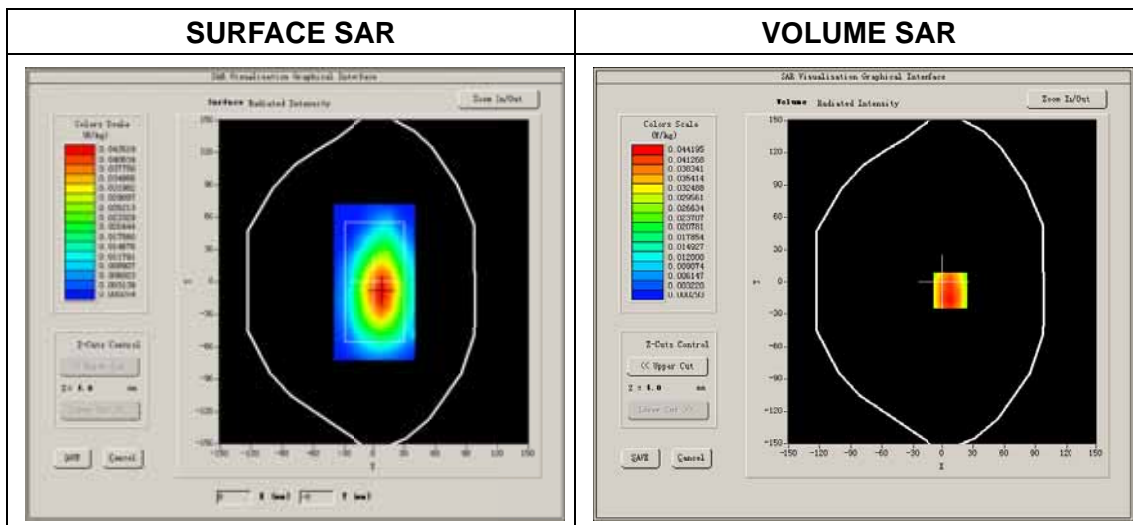
**A. Experimental conditions.**

<b>Phantom File</b>	surf_sam_plan.txt
<b>Phantom</b>	Validation plane
<b>Device Position</b>	Body
<b>Band</b>	WCDMA850
<b>Channels</b>	Low
<b>Signal</b>	CDMA

**B. SAR Measurement Results**

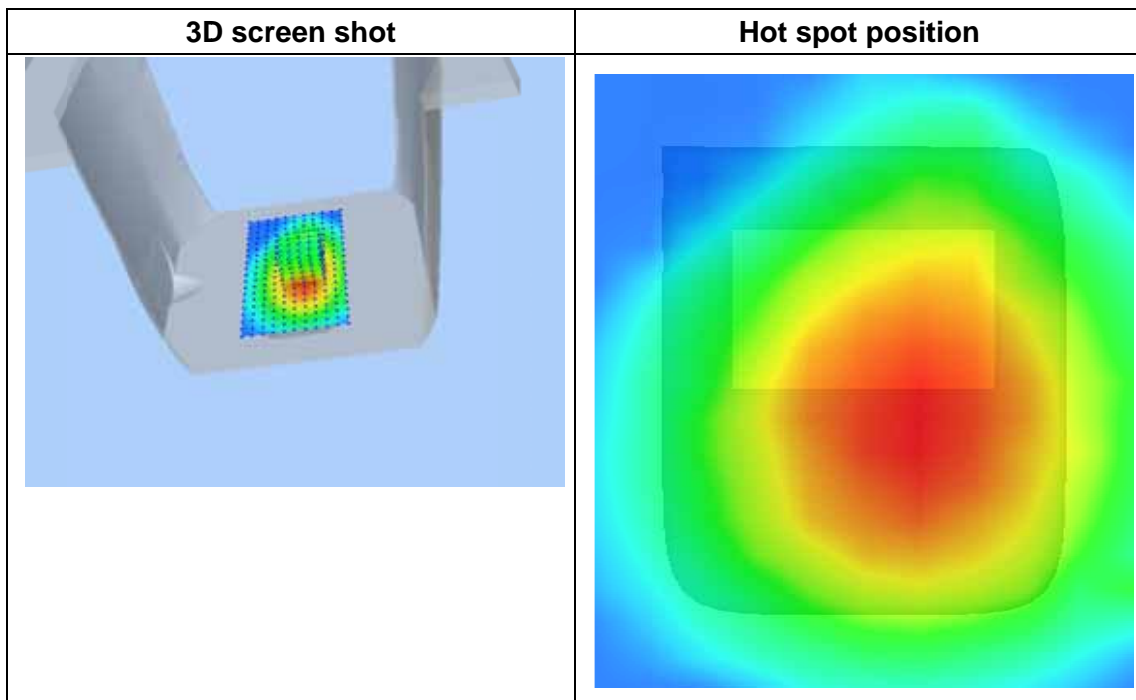
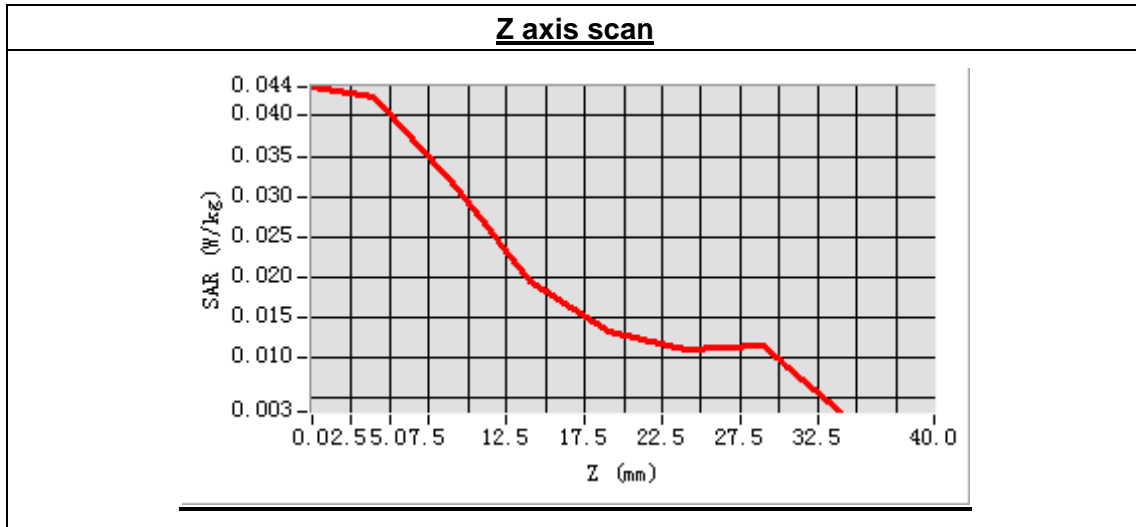
Low Band SAR (Channel 4132):

<b>Frequency (MHz)</b>	826.400000
<b>Relative permittivity (real part)</b>	55.106274
<b>Conductivity (S/m)</b>	0.962846
<b>Power drift (%)</b>	-2.190000
<b>Ambient Temperature:</b>	22.7°C
<b>Liquid Temperature:</b>	22.3°C
<b>ConvF:</b>	6.99
<b>Crest factor:</b>	1:1



Maximum location: X=8.00, Y=-8.00  
 SAR Peak: 0.06 W/kg

SAR 10g (W/Kg)	0.029047
SAR 1g (W/Kg)	0.044599



**MEASUREMENT 30**

Type: Phone measurement (Complete)

Area scan resolution: dx=8mm,dy=8mm

Zoom scan resolution: dx=8mm, dy=8mm, dz=5mm

Date of measurement: 2014.4.21

Measurement duration: 9 minutes 16 seconds

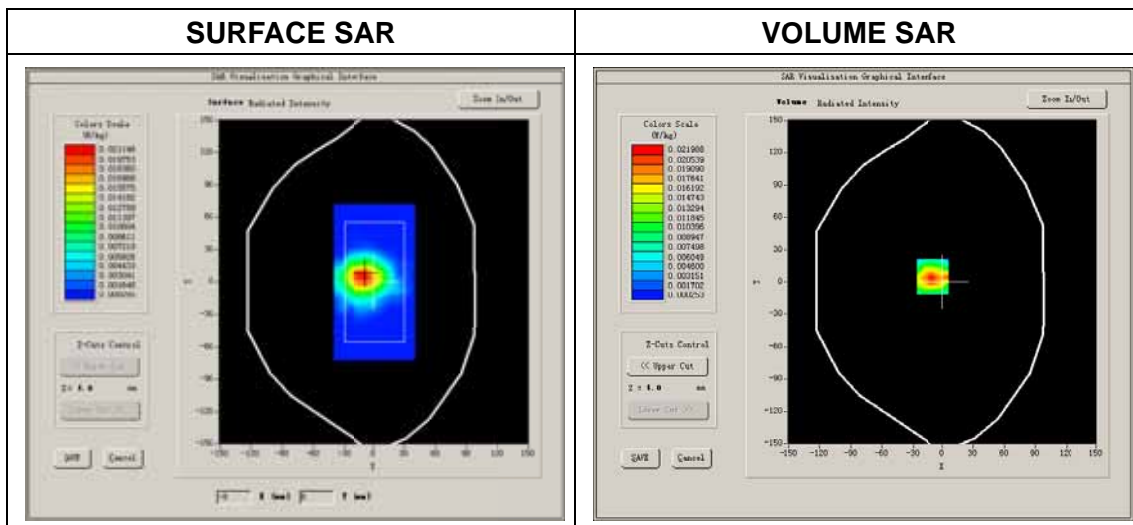
**A. Experimental conditions.**

<b>Phantom File</b>	surf_sam_plan.txt
<b>Phantom</b>	Validation plane
<b>Device Position</b>	Body
<b>Band</b>	WCDMA850
<b>Channels</b>	Low
<b>Signal</b>	CDMA

**B. SAR Measurement Results**

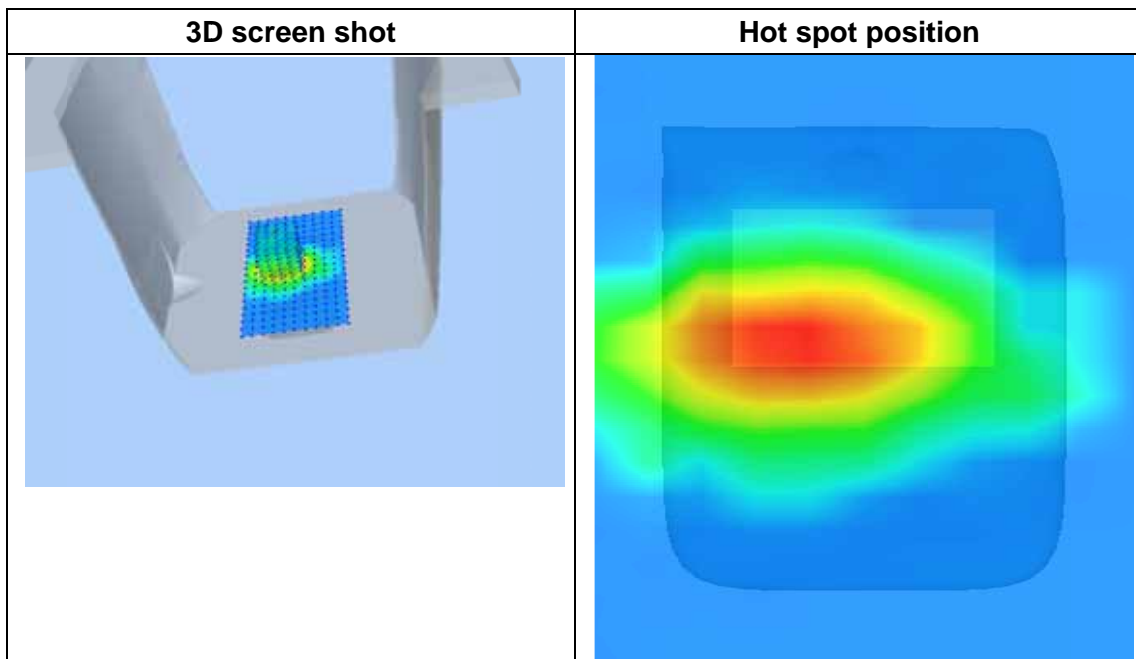
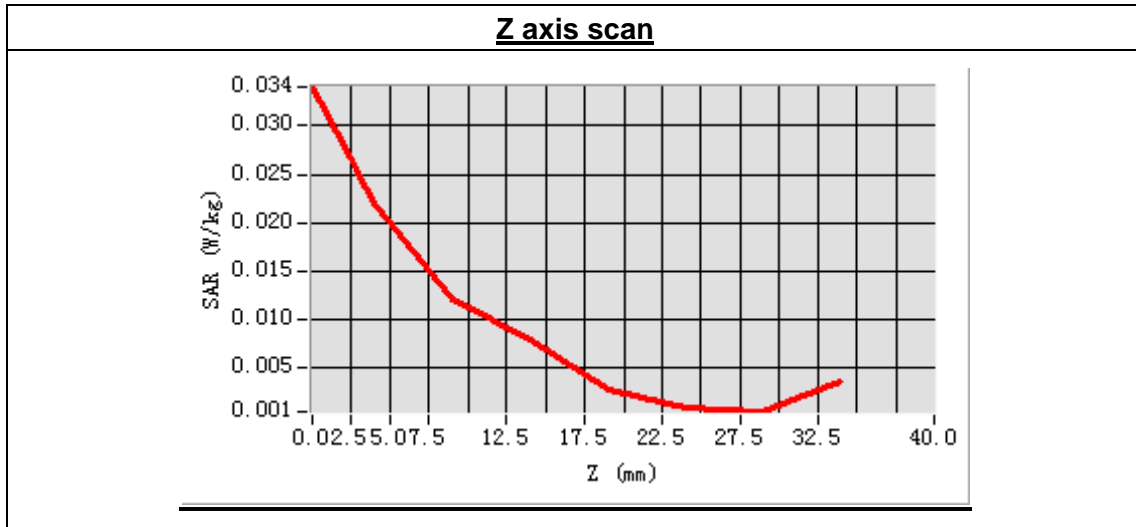
Low Band SAR (Channel 4132):

<b>Frequency (MHz)</b>	826.400000
<b>Relative permittivity (real part)</b>	55.106274
<b>Conductivity (S/m)</b>	0.962846
<b>Power drift (%)</b>	-1.170000
<b>Ambient Temperature:</b>	22.7°C
<b>Liquid Temperature:</b>	22.3°C
<b>ConvF:</b>	6.99
<b>Crest factor:</b>	1:1



Maximum location: X=-10.00, Y=5.00  
 SAR Peak: 0.04 W/kg

SAR 10g (W/Kg)	0.011450
SAR 1g (W/Kg)	0.022593



**MEASUREMENT 30**

Type: Phone measurement (Complete)

Area scan resolution: dx=8mm,dy=8mm

Zoom scan resolution: dx=8mm, dy=8mm, dz=5mm

Date of measurement: 2014.4.21

Measurement duration: 9 minutes 16 seconds

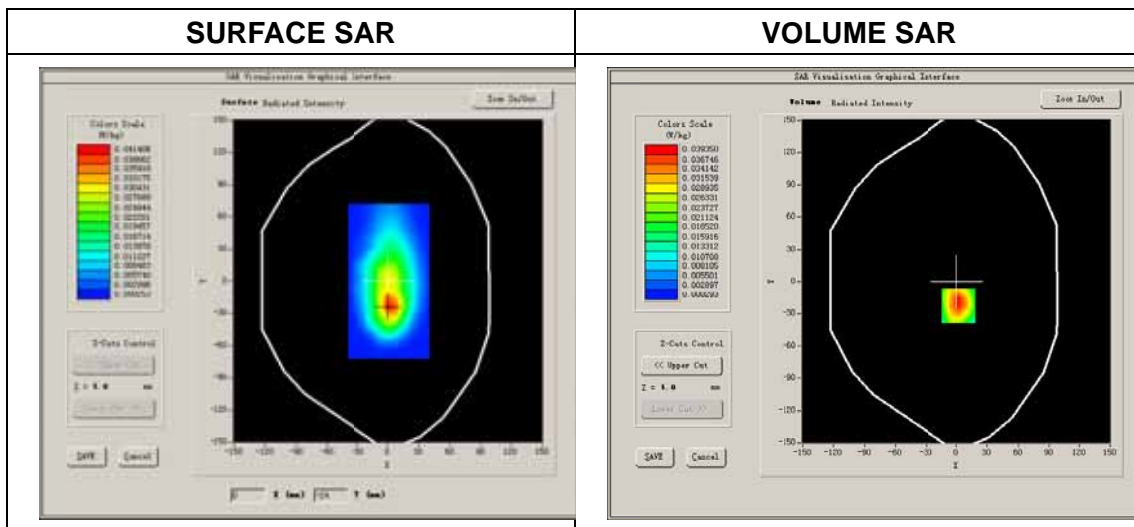
**A. Experimental conditions.**

<b>Phantom File</b>	surf_sam_plan.txt
<b>Phantom</b>	Validation plane
<b>Device Position</b>	Body
<b>Band</b>	WCDMA850
<b>Channels</b>	Low
<b>Signal</b>	CDMA

**B. SAR Measurement Results**

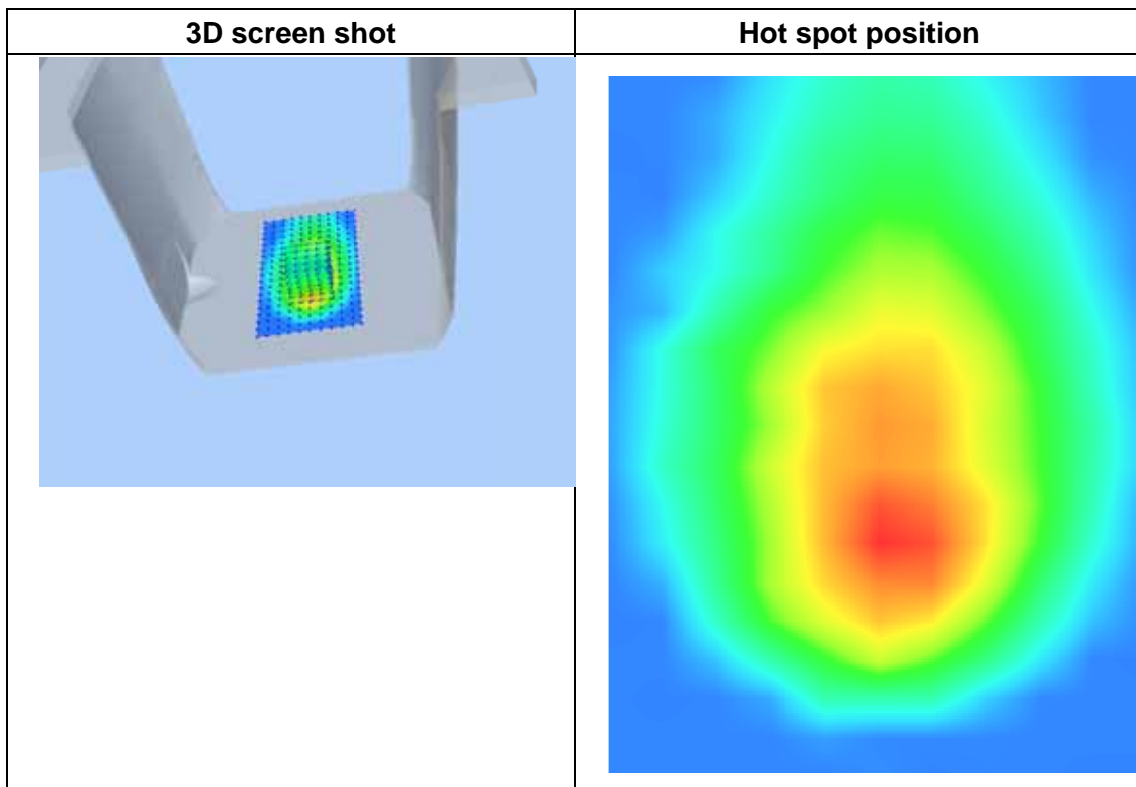
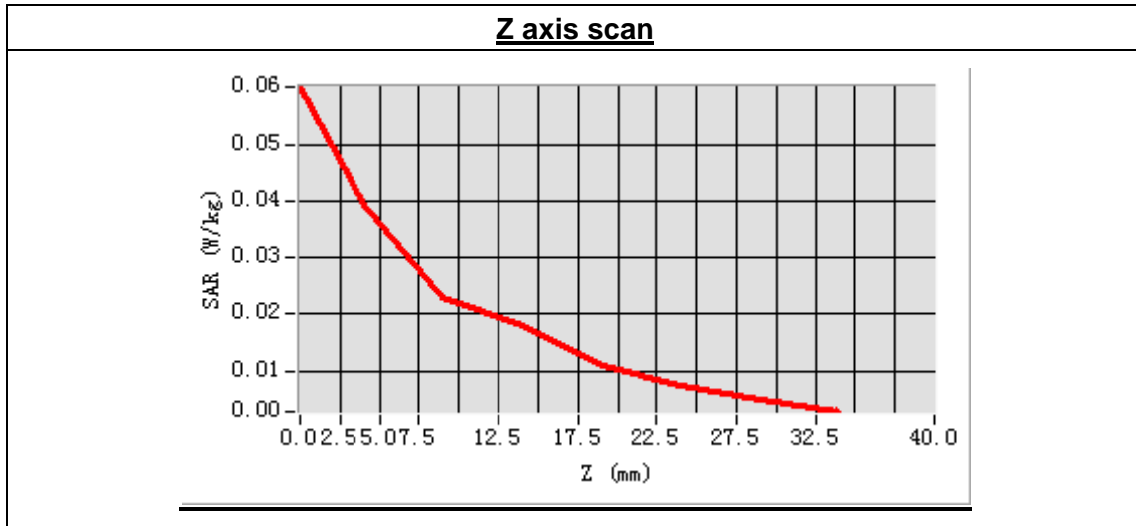
Low Band SAR (Channel 4132):

<b>Frequency (MHz)</b>	826.400000
<b>Relative permittivity (real part)</b>	55.106274
<b>Conductivity (S/m)</b>	0.962846
<b>Power drift (%)</b>	-0.120000
<b>Ambient Temperature:</b>	22.7°C
<b>Liquid Temperature:</b>	22.3°C
<b>ConvF:</b>	6.99
<b>Crest factor:</b>	1:1



Maximum location: X=2.00, Y=-23.00  
 SAR Peak: 0.07 W/kg

SAR 10g (W/Kg)	0.023885
SAR 1g (W/Kg)	0.041176



**MEASUREMENT 31**

Type: Phone measurement (Complete)

Area scan resolution: dx=8mm,dy=8mm

Zoom scan resolution: dx=8mm, dy=8mm, dz=5mm

Date of measurement: 2014.4.22

Measurement duration: 7 minutes 59 seconds

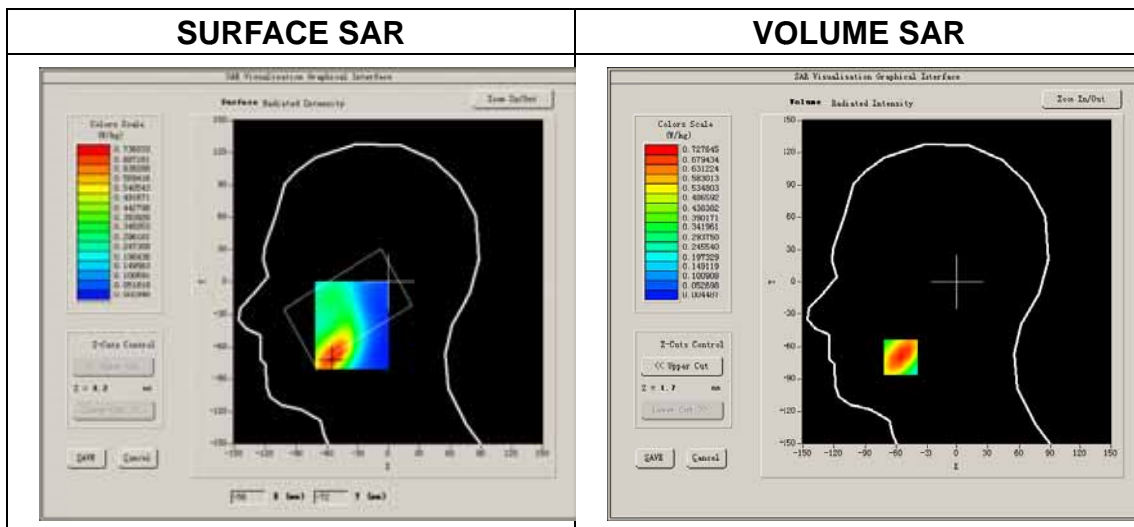
**A. Experimental conditions.**

<b>Phantom File</b>	sam_direct_droit2_surf8mm.txt
<b>Phantom</b>	Right head
<b>Device Position</b>	Cheek
<b>Band</b>	WCDMA1700
<b>Channels</b>	High
<b>Signal</b>	CDMA

**B. SAR Measurement Results**

High Band SAR (Channel 1513):

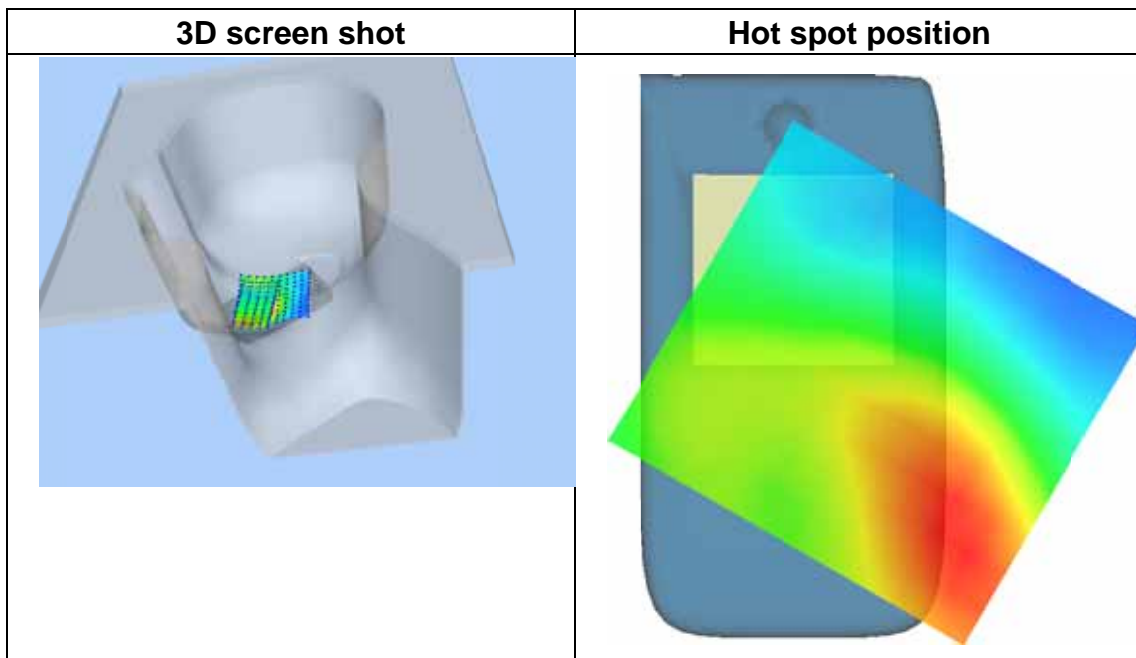
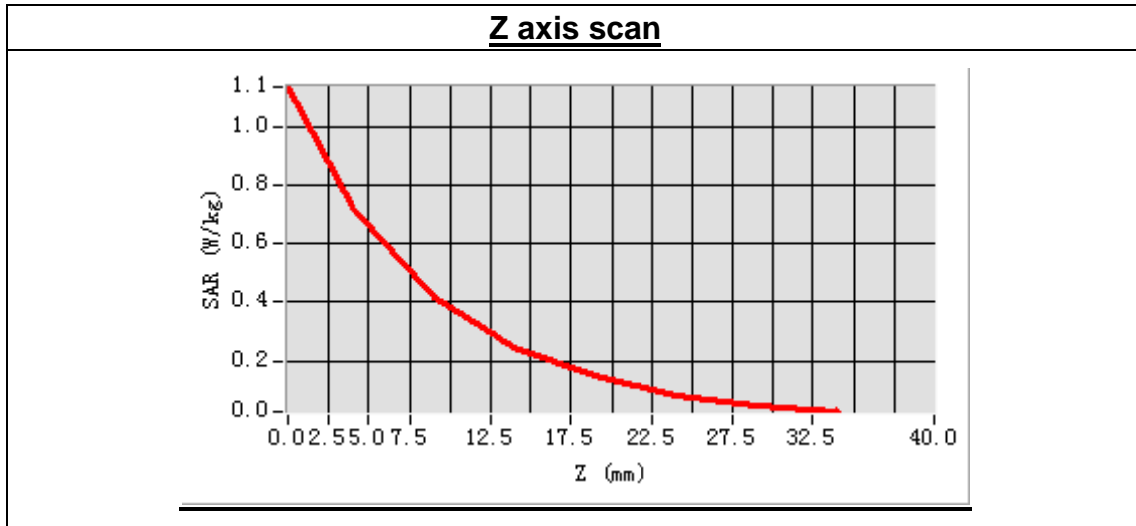
<b>Frequency (MHz)</b>	1752.600000
<b>Relative permittivity (real part)</b>	40.052168
<b>Conductivity (S/m)</b>	1.350000
<b>Power drift (%)</b>	0.450000
<b>Ambient Temperature:</b>	22.7°C
<b>Liquid Temperature:</b>	22.3°C
<b>ConvF:</b>	5.42
<b>Crest factor:</b>	1:1



Maximum location: X=-56.00, Y=-70.00

SAR Peak: 1.14 W/kg

SAR 10g (W/Kg)	0.386600
SAR 1g (W/Kg)	0.699211





**MEASUREMENT 32**

Type: Phone measurement (Complete)

Area scan resolution: dx=8mm,dy=8mm

Zoom scan resolution: dx=8mm, dy=8mm, dz=5mm

Date of measurement: 2014.4.22

Measurement duration: 7 minutes 41 seconds

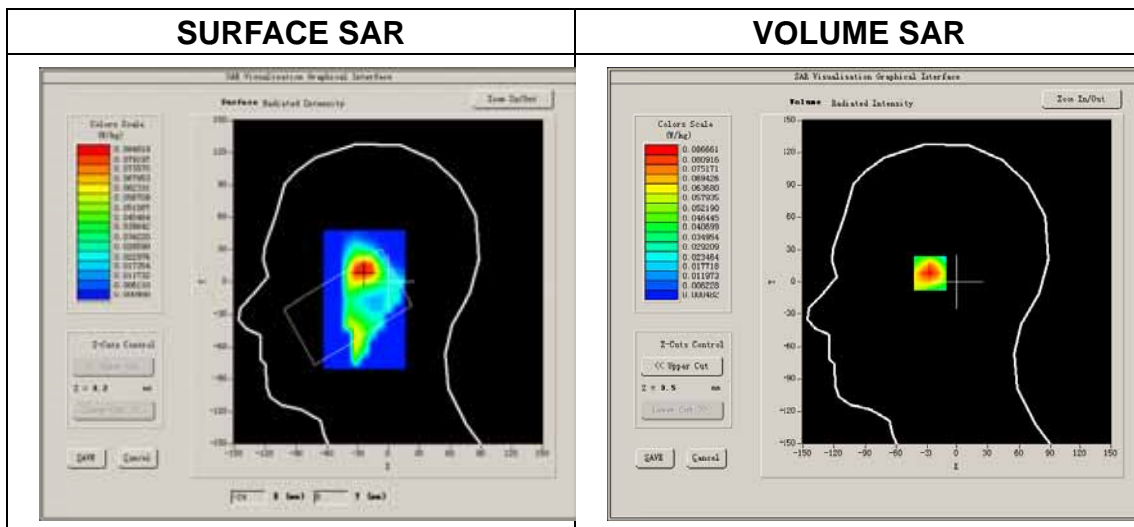
**A. Experimental conditions.**

<b>Phantom File</b>	sam_direct_droit2_surf8mm.txt
<b>Phantom</b>	Right head
<b>Device Position</b>	Tilt
<b>Band</b>	WCDMA1700
<b>Channels</b>	High
<b>Signal</b>	CDMA

**B. SAR Measurement Results**

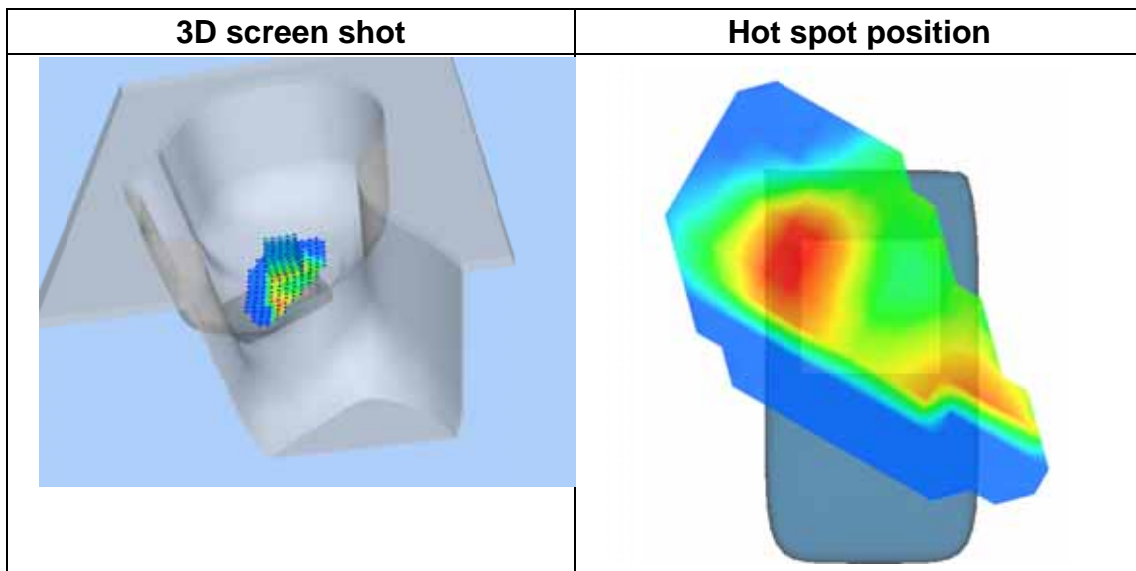
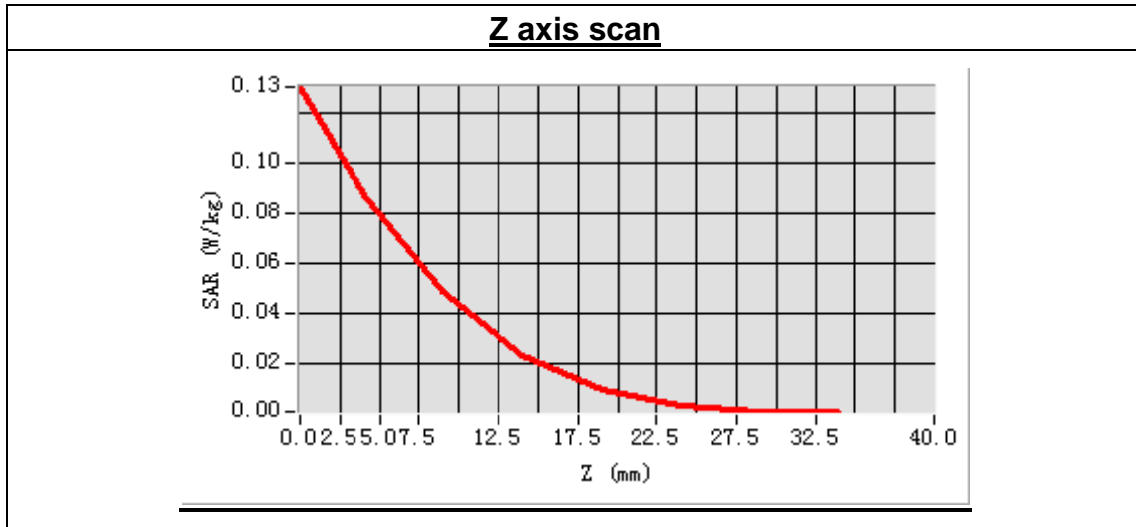
High Band SAR (Channel 1513):

<b>Frequency (MHz)</b>	1752.600000
<b>Relative permittivity (real part)</b>	40.052168
<b>Conductivity (S/m)</b>	1.350000
<b>Power drift (%)</b>	0.020000
<b>Ambient Temperature:</b>	22.7°C
<b>Liquid Temperature:</b>	22.3°C
<b>ConvF:</b>	5.42
<b>Crest factor:</b>	1:1



Maximum location: X=-24.00, Y=10.00  
 SAR Peak: 0.13 W/kg

SAR 10g (W/Kg)	0.040335
SAR 1g (W/Kg)	0.080594



**MEASUREMENT 33**

Type: Phone measurement (Complete)

Area scan resolution: dx=8mm,dy=8mm

Zoom scan resolution: dx=8mm, dy=8mm, dz=5mm

Date of measurement: 2014.4.22

Measurement duration: 7 minutes 53 seconds

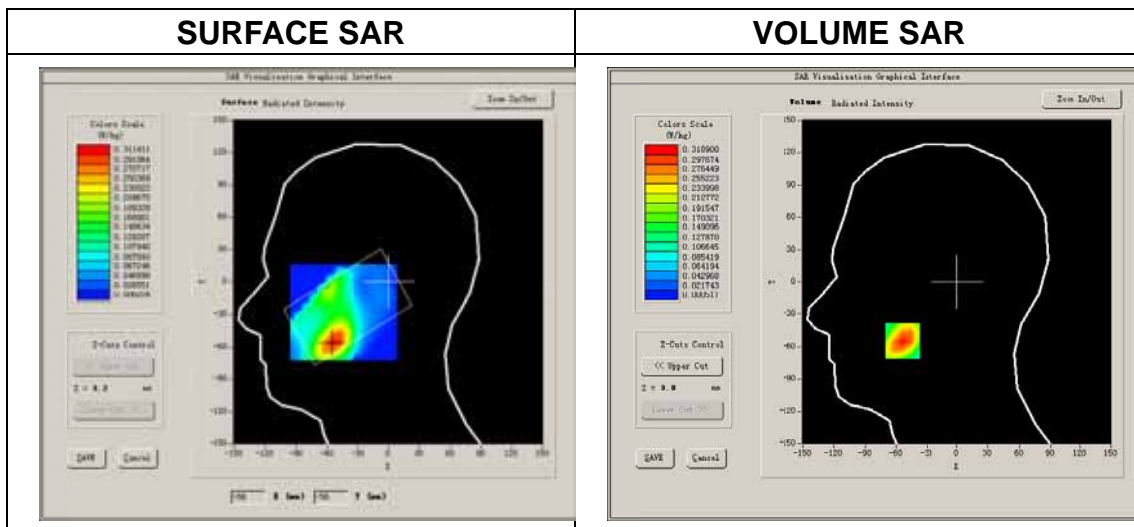
**A. Experimental conditions.**

<b>Phantom File</b>	sam_direct_droit2_surf8mm.txt
<b>Phantom</b>	Left head
<b>Device Position</b>	Cheek
<b>Band</b>	WCDMA1700
<b>Channels</b>	High
<b>Signal</b>	CDMA

**B. SAR Measurement Results**

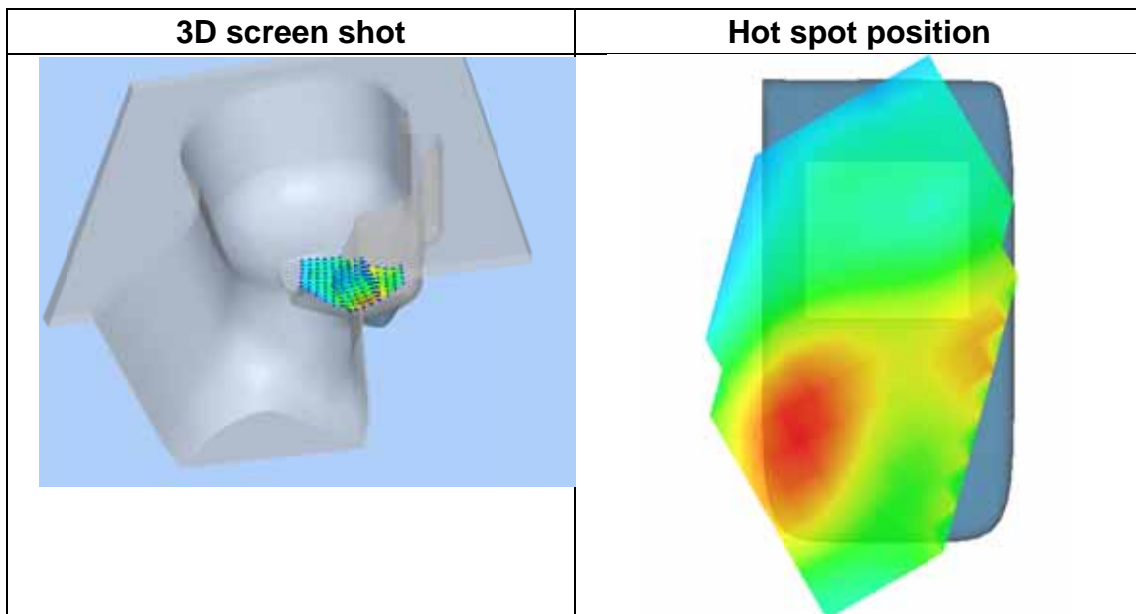
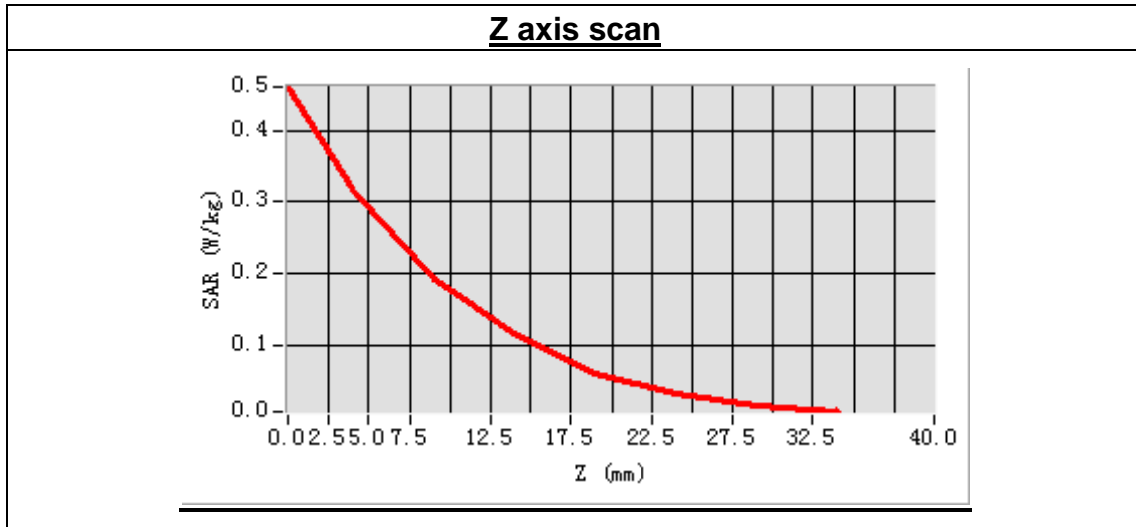
High Band SAR (Channel 1513):

<b>Frequency (MHz)</b>	1752.600000
<b>Relative permittivity (real part)</b>	40.052168
<b>Conductivity (S/m)</b>	1.350000
<b>Power drift (%)</b>	-0.500000
<b>Ambient Temperature:</b>	22.7°C
<b>Liquid Temperature:</b>	22.3°C
<b>ConvF:</b>	5.42
<b>Crest factor:</b>	1:1



Maximum location: X=-54.00, Y=-55.00  
 SAR Peak: 0.47 W/kg

SAR 10g (W/Kg)	0.166192
SAR 1g (W/Kg)	0.299331



**MEASUREMENT 34**

Type: Phone measurement (Complete)

Area scan resolution: dx=8mm,dy=8mm

Zoom scan resolution: dx=8mm, dy=8mm, dz=5mm

Date of measurement: 2014.4.22

Measurement duration: 7 minutes 40 seconds

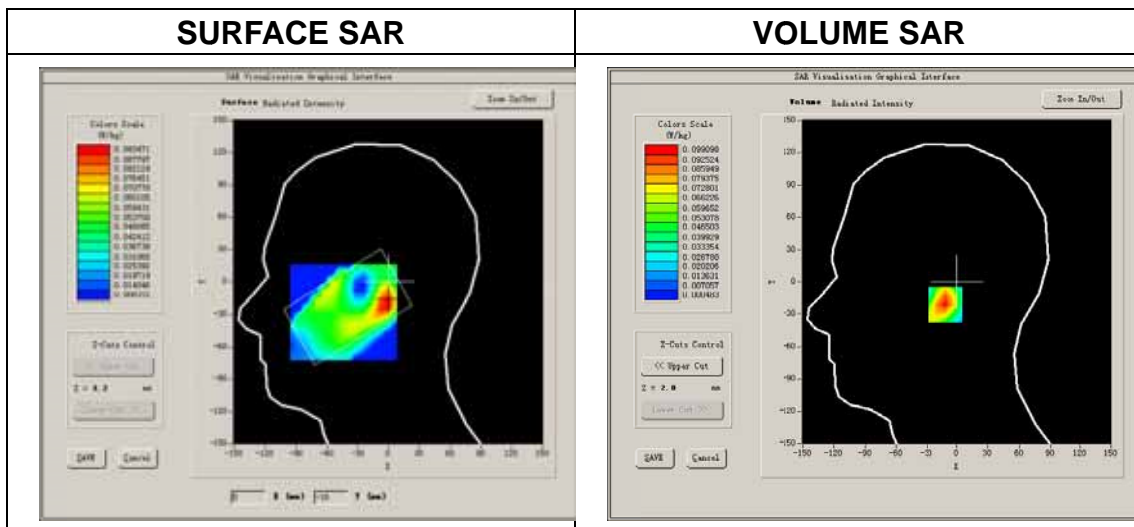
**A. Experimental conditions.**

<b>Phantom File</b>	sam_direct_droit2_surf8mm.txt
<b>Phantom</b>	Left head
<b>Device Position</b>	Tilt
<b>Band</b>	WCDMA1700
<b>Channels</b>	High
<b>Signal</b>	CDMA

**B. SAR Measurement Results**

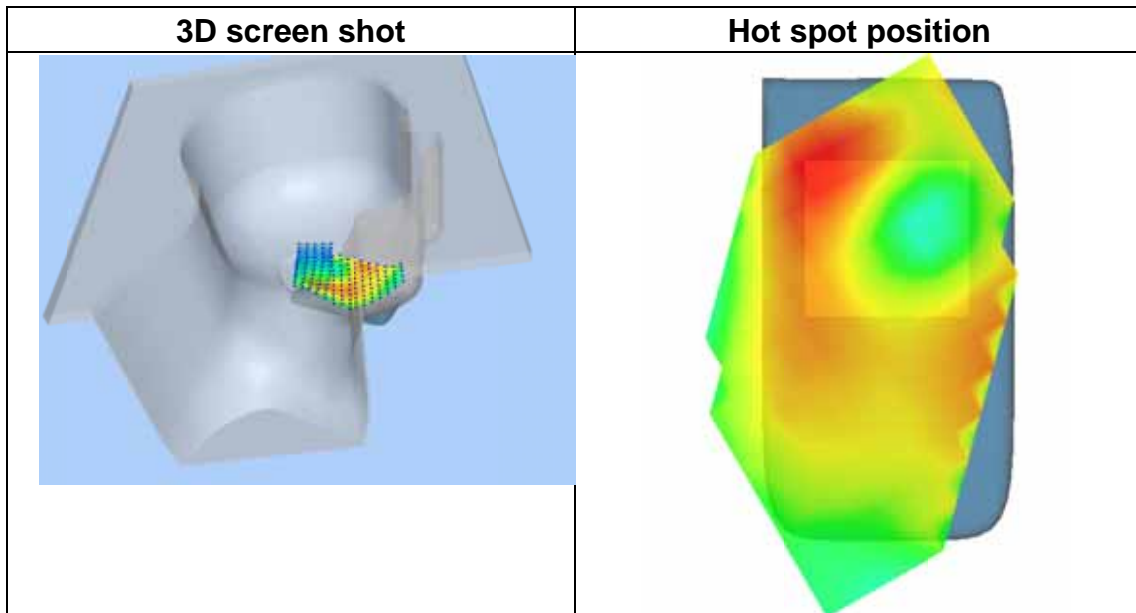
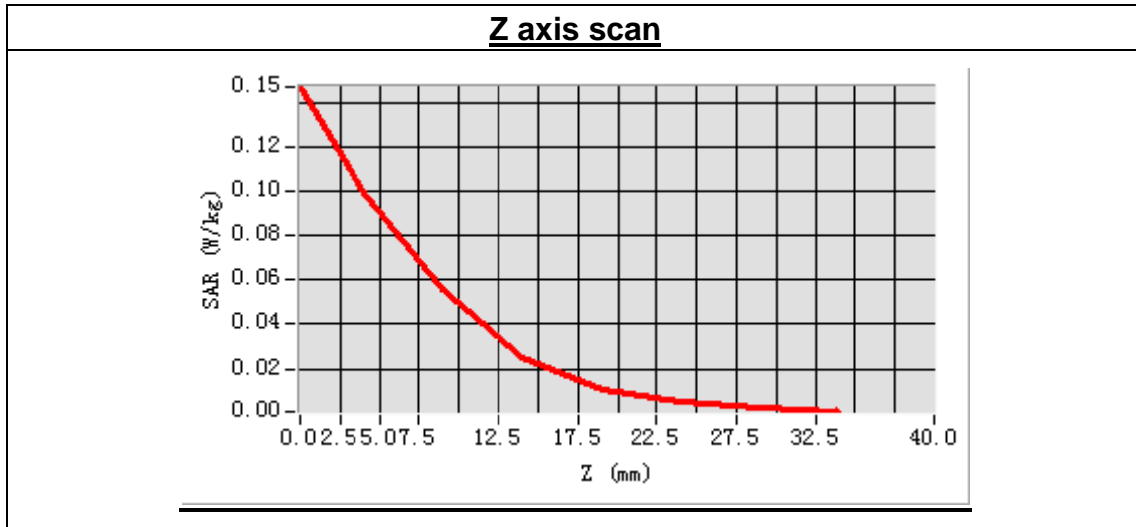
High Band SAR (Channel 1513):

<b>Frequency (MHz)</b>	1752.600000
<b>Relative permittivity (real part)</b>	40.052168
<b>Conductivity (S/m)</b>	1.350000
<b>Power drift (%)</b>	-0.380000
<b>Ambient Temperature:</b>	22.7°C
<b>Liquid Temperature:</b>	22.3°C
<b>ConvF:</b>	5.42
<b>Crest factor:</b>	1:1



Maximum location: X=-2.00, Y=-21.00  
 SAR Peak: 0.15 W/kg

SAR 10g (W/Kg)	0.044794
SAR 1g (W/Kg)	0.091320



**MEASUREMENT 36**

Type: Phone measurement (Complete)

Area scan resolution: dx=8mm,dy=8mm

Zoom scan resolution: dx=8mm, dy=8mm, dz=5mm

Date of measurement: 2014.4.22

Measurement duration: 9 minutes 16 seconds

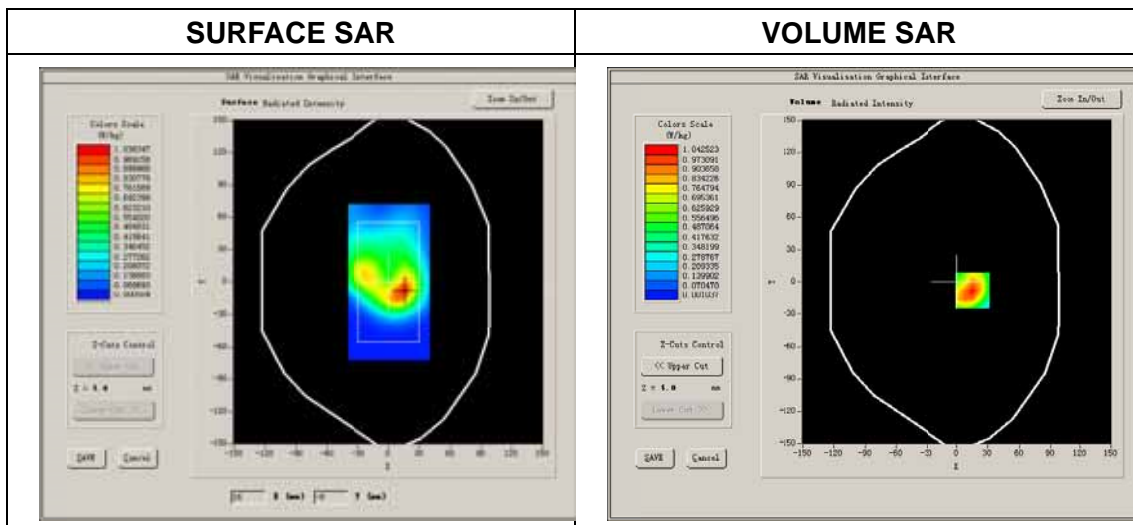
**A. Experimental conditions.**

<b>Phantom File</b>	surf_sam_plan.txt
<b>Phantom</b>	Validation plane
<b>Device Position</b>	Body
<b>Band</b>	WCDMA1700
<b>Channels</b>	Low
<b>Signal</b>	CDMA

**B. SAR Measurement Results**

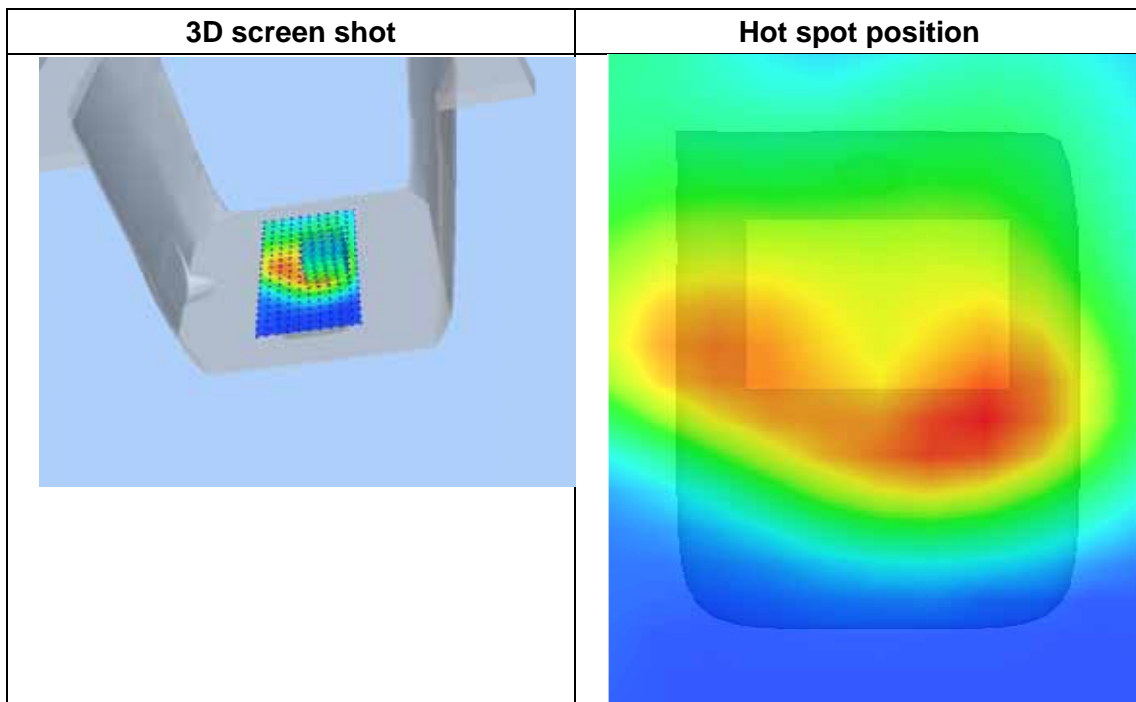
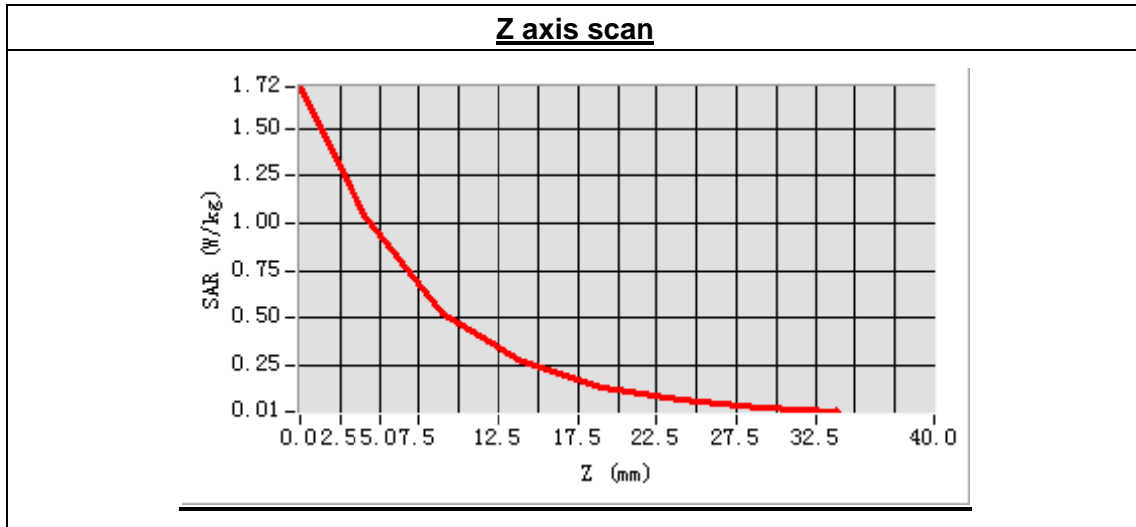
Low Band SAR (Channel 1312):

<b>Frequency (MHz)</b>	1712.400000
<b>Relative permittivity (real part)</b>	53.561843
<b>Conductivity (S/m)</b>	1.468492
<b>Power drift (%)</b>	-1.390000
<b>Ambient Temperature:</b>	22.7°C
<b>Liquid Temperature:</b>	22.3°C
<b>ConvF:</b>	5.51
<b>Crest factor:</b>	1:1



Maximum location: X=15.00, Y=-8.00  
 SAR Peak: 1.76 W/kg

SAR 10g (W/Kg)	0.539315
SAR 1g (W/Kg)	1.012189





**MEASUREMENT 37**

Type: Phone measurement (Complete)

Area scan resolution: dx=8mm,dy=8mm

Zoom scan resolution: dx=8mm, dy=8mm, dz=5mm

Date of measurement: 2014.4.22

Measurement duration: 9 minutes 16 seconds

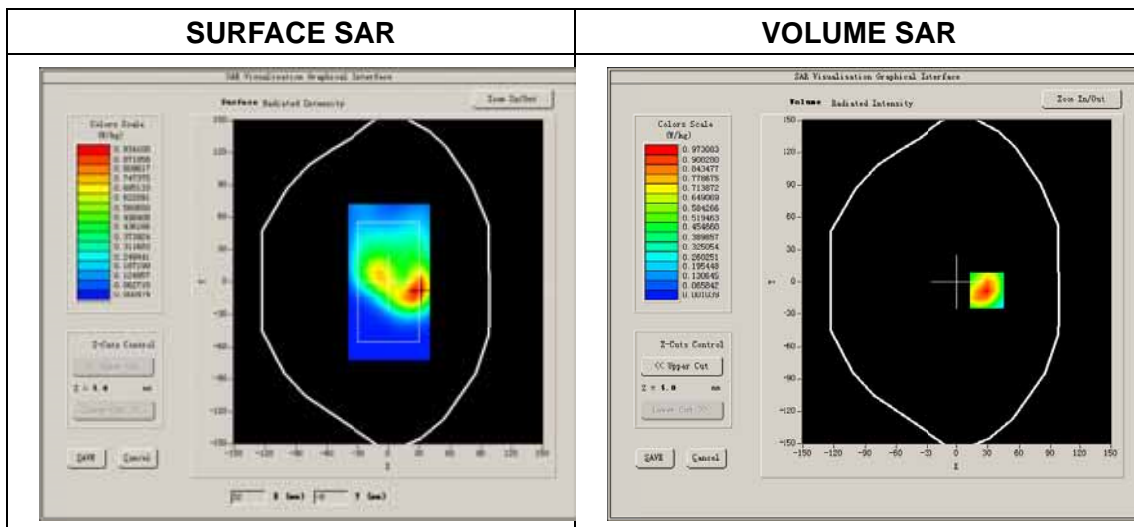
**A. Experimental conditions.**

<b>Phantom File</b>	surf_sam_plan.txt
<b>Phantom</b>	Validation plane
<b>Device Position</b>	Body
<b>Band</b>	WCDMA1700
<b>Channels</b>	Middle
<b>Signal</b>	CDMA

**B. SAR Measurement Results**

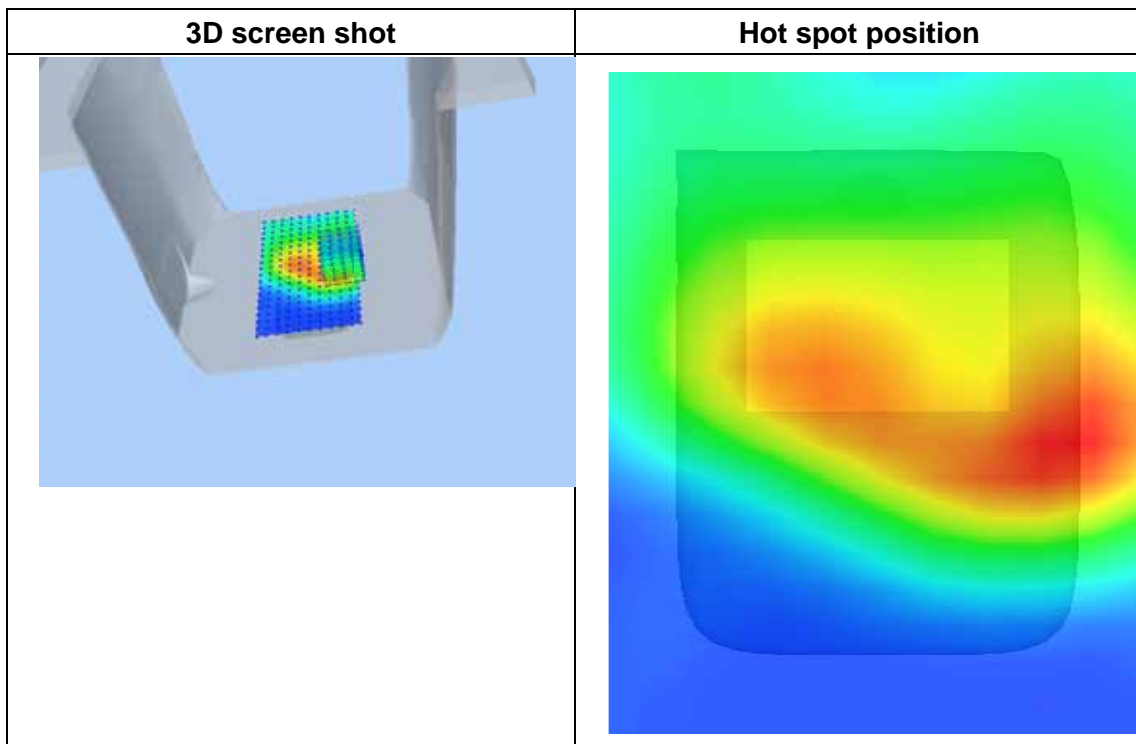
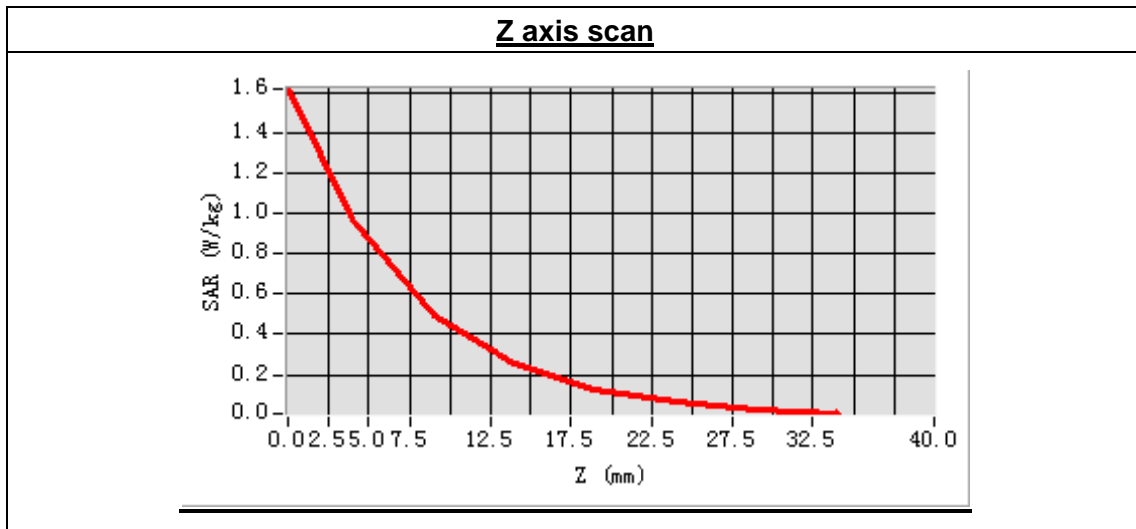
Middle Band SAR (Channel 1412):

<b>Frequency (MHz)</b>	1732.400000
<b>Relative permittivity (real part)</b>	53.561843
<b>Conductivity (S/m)</b>	1.468492
<b>Power drift (%)</b>	-0.190000
<b>Ambient Temperature:</b>	22.7°C
<b>Liquid Temperature:</b>	22.3°C
<b>ConvF:</b>	5.51
<b>Crest factor:</b>	1:1



Maximum location: X=29.00, Y=-8.00  
 SAR Peak: 1.75 W/kg

SAR 10g (W/Kg)	0.500709
SAR 1g (W/Kg)	0.999467



**MEASUREMENT 38**

Type: Phone measurement (Complete)

Area scan resolution: dx=8mm,dy=8mm

Zoom scan resolution: dx=8mm, dy=8mm, dz=5mm

Date of measurement: 2014.4.22

Measurement duration: 9 minutes 16 seconds

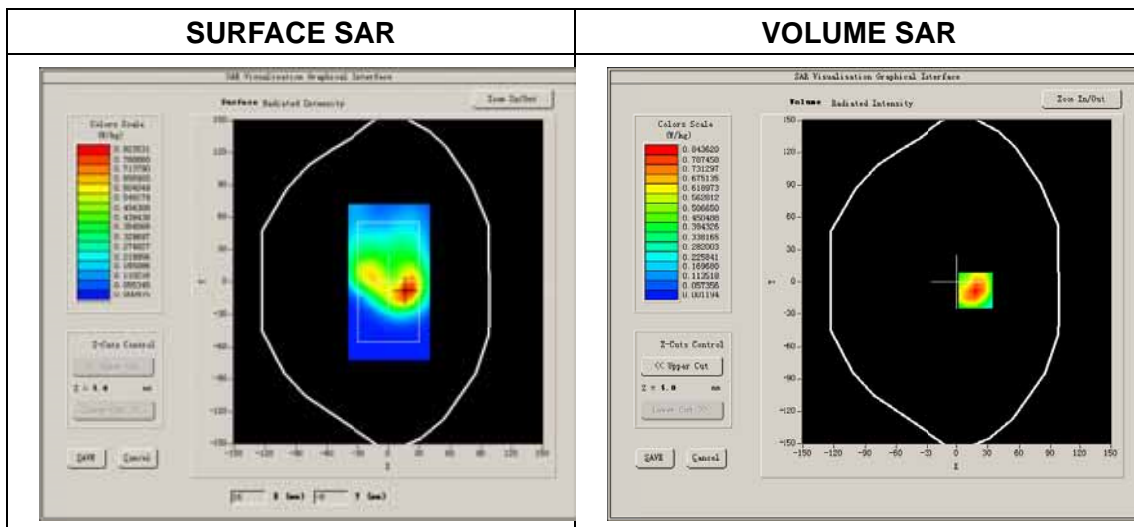
**A. Experimental conditions.**

<b>Phantom File</b>	surf_sam_plan.txt
<b>Phantom</b>	Validation plane
<b>Device Position</b>	Body
<b>Band</b>	WCDMA1700
<b>Channels</b>	High
<b>Signal</b>	CDMA

**B. SAR Measurement Results**

High Band SAR (Channel 1513):

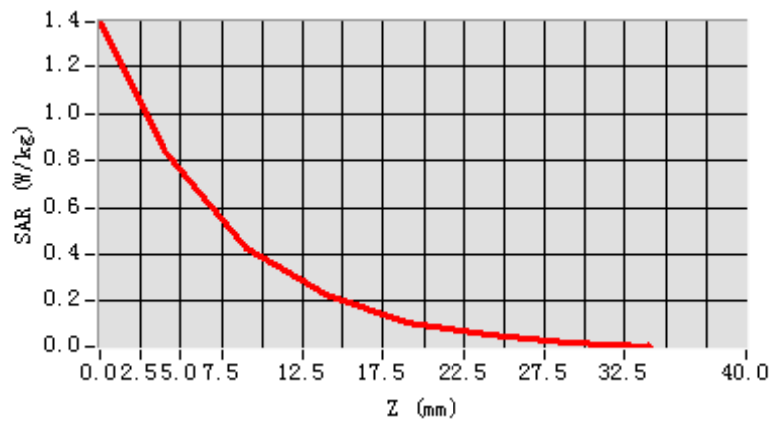
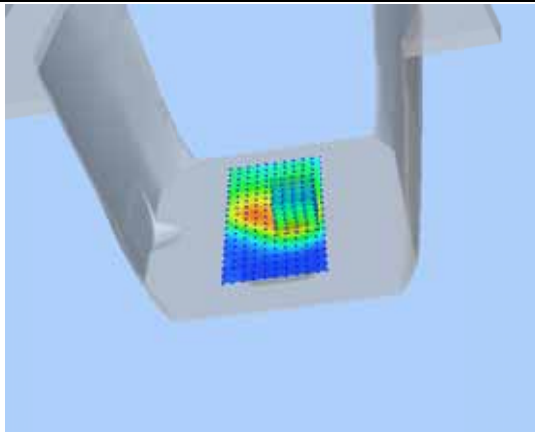
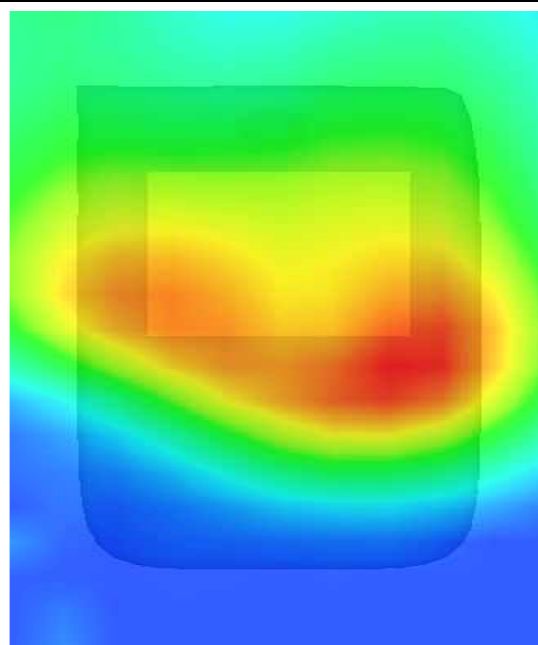
<b>Frequency (MHz)</b>	1752.600000
<b>Relative permittivity (real part)</b>	53.561843
<b>Conductivity (S/m)</b>	1.468492
<b>Power drift (%)</b>	-0.470000
<b>Ambient Temperature:</b>	22.7°C
<b>Liquid Temperature:</b>	22.3°C
<b>ConvF:</b>	5.51
<b>Crest factor:</b>	1:1



Maximum location: X=18.00, Y=-8.00

SAR Peak: 1.50 W/kg

SAR 10g (W/Kg)	0.438811
SAR 1g (W/Kg)	0.869414

**Z axis scan****3D screen shot****Hot spot position**

**MEASUREMENT 35**

Type: Phone measurement (Complete)

Area scan resolution: dx=8mm,dy=8mm

Zoom scan resolution: dx=8mm, dy=8mm, dz=5mm

Date of measurement: 2014.4.22

Measurement duration: 9 minutes 15 seconds

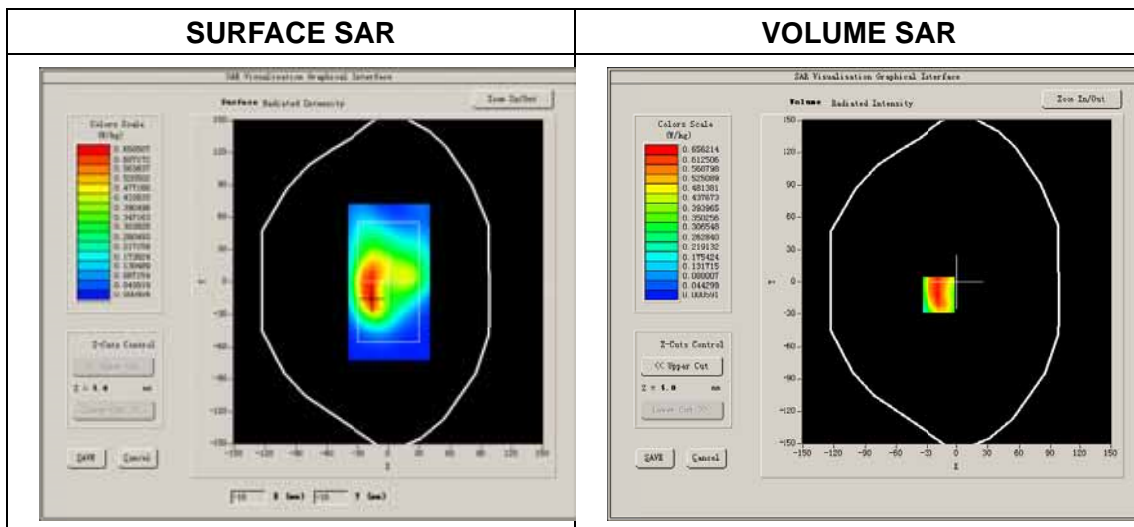
**A. Experimental conditions.**

<b>Phantom File</b>	surf_sam_plan.txt
<b>Phantom</b>	Validation plane
<b>Device Position</b>	Body
<b>Band</b>	WCDMA1700
<b>Channels</b>	High
<b>Signal</b>	CDMA

**B. SAR Measurement Results**

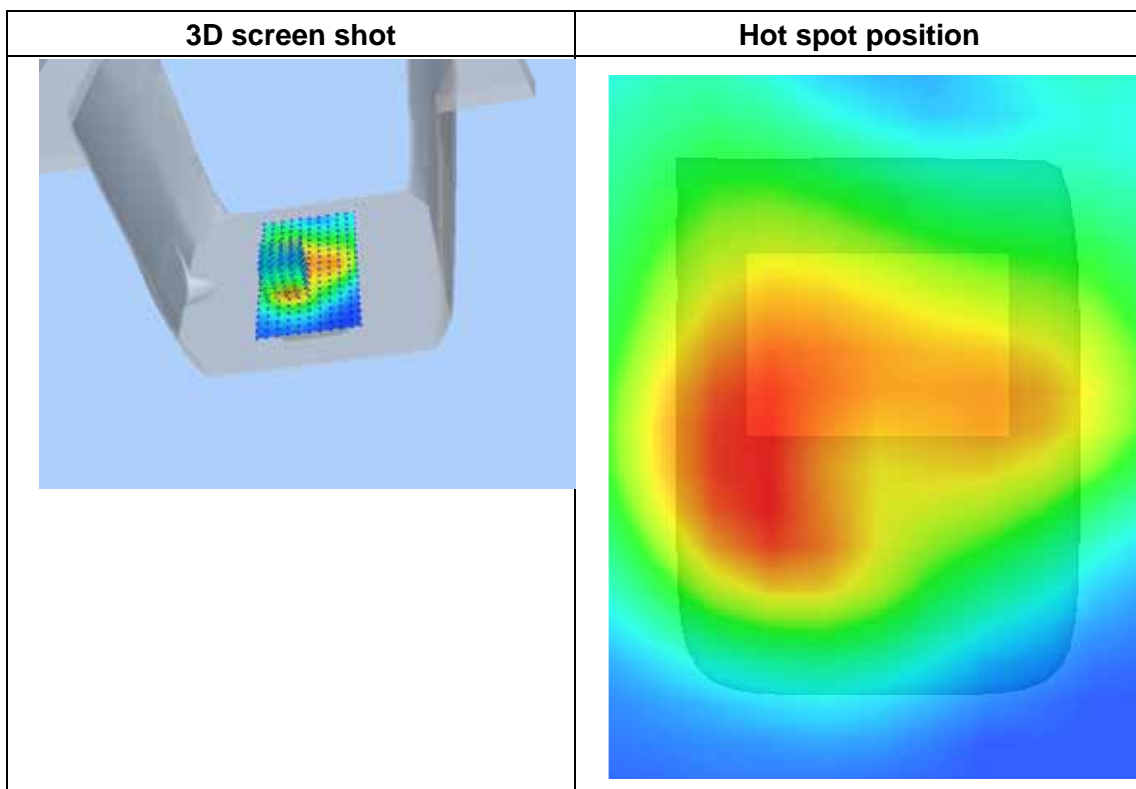
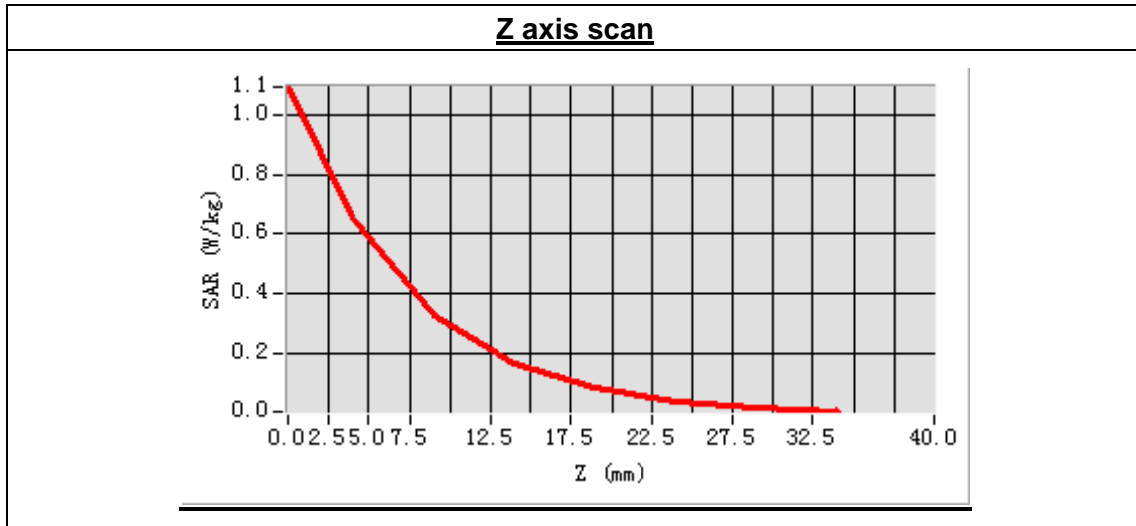
High Band SAR (Channel 1513):

<b>Frequency (MHz)</b>	1752.600000
<b>Relative permittivity (real part)</b>	53.561843
<b>Conductivity (S/m)</b>	1.468492
<b>Power drift (%)</b>	-0.030000
<b>Ambient Temperature:</b>	22.7°C
<b>Liquid Temperature:</b>	22.3°C
<b>ConvF:</b>	5.51
<b>Crest factor:</b>	1:1



Maximum location: X=-18.00, Y=-12.00  
 SAR Peak: 1.20 W/kg

SAR 10g (W/Kg)	0.351622
SAR 1g (W/Kg)	0.684538



**MEASUREMENT 36**

Type: Phone measurement (Complete)

Area scan resolution: dx=8mm,dy=8mm

Zoom scan resolution: dx=8mm, dy=8mm, dz=5mm

Date of measurement: 2014.4.22

Measurement duration: 9 minutes 16 seconds

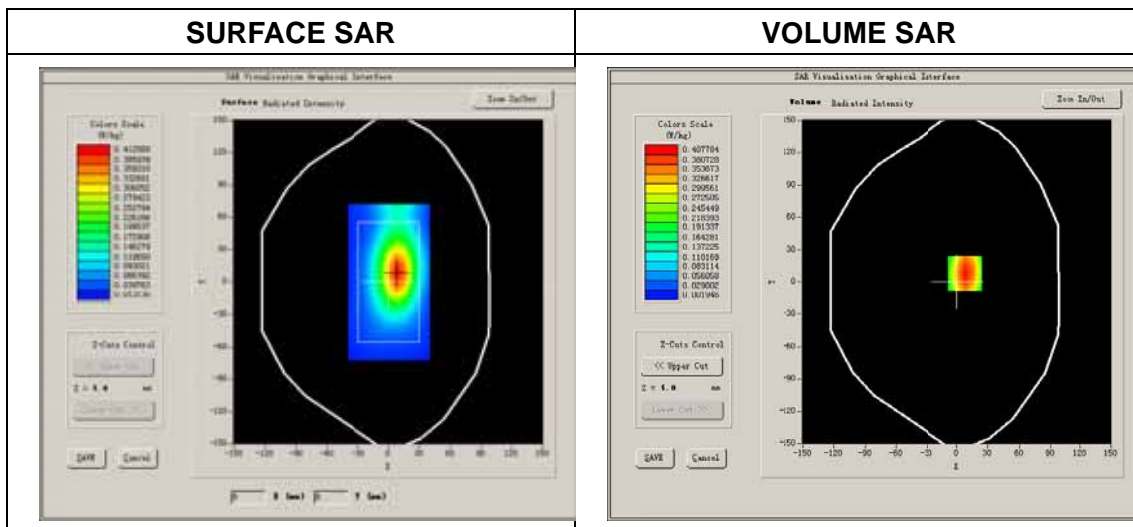
**A. Experimental conditions.**

<b>Phantom File</b>	surf_sam_plan.txt
<b>Phantom</b>	Validation plane
<b>Device Position</b>	Body
<b>Band</b>	WCDMA1700
<b>Channels</b>	High
<b>Signal</b>	CDMA

**B. SAR Measurement Results**

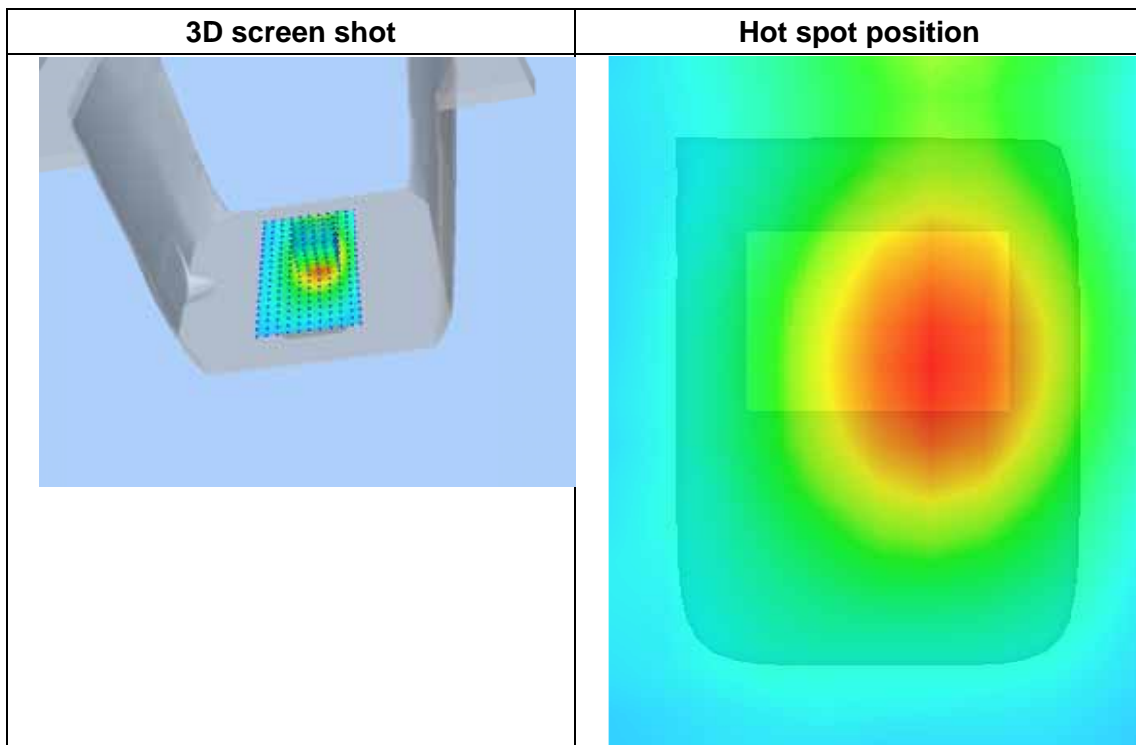
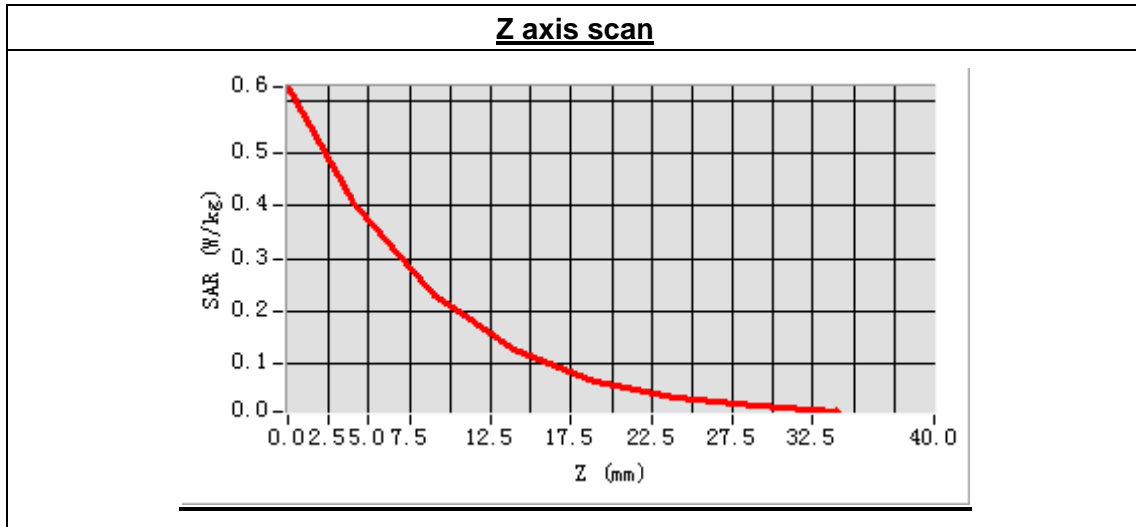
High Band SAR (Channel 1513):

<b>Frequency (MHz)</b>	1752.600000
<b>Relative permittivity (real part)</b>	53.561843
<b>Conductivity (S/m)</b>	1.468492
<b>Power drift (%)</b>	-1.310000
<b>Ambient Temperature:</b>	22.7°C
<b>Liquid Temperature:</b>	22.3°C
<b>ConvF:</b>	5.51
<b>Crest factor:</b>	1:1



Maximum location: X=8.00, Y=8.00  
 SAR Peak: 0.68 W/kg

SAR 10g (W/Kg)	0.231285
SAR 1g (W/Kg)	0.421193





**MEASUREMENT 36**

Type: Phone measurement (Complete)

Area scan resolution: dx=8mm,dy=8mm

Zoom scan resolution: dx=8mm, dy=8mm, dz=5mm

Date of measurement: 2014.4.23

Measurement duration: 9 minutes 16 seconds

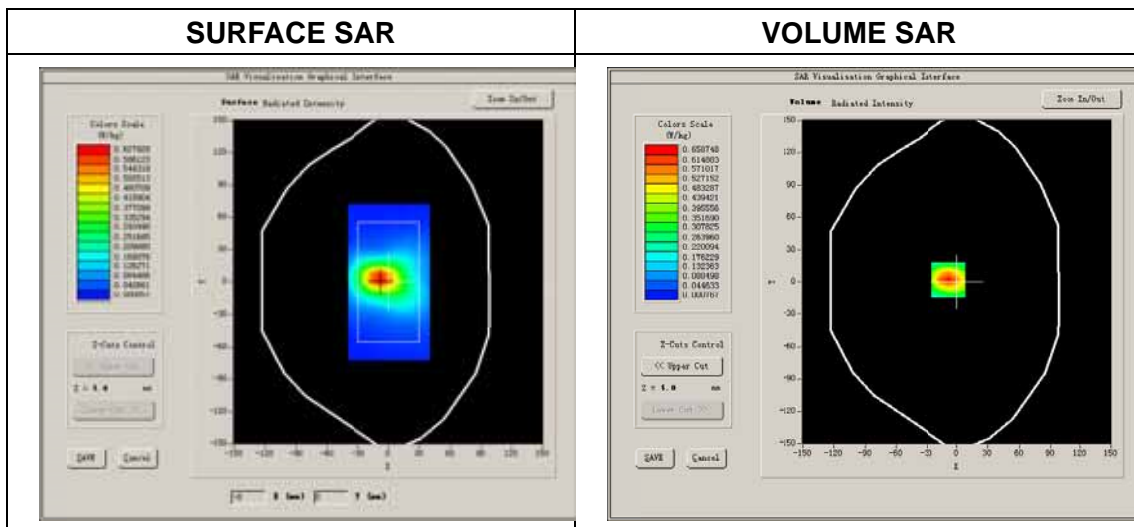
**A. Experimental conditions.**

<b>Phantom File</b>	surf_sam_plan.txt
<b>Phantom</b>	Validation plane
<b>Device Position</b>	Body
<b>Band</b>	WCDMA1700
<b>Channels</b>	High
<b>Signal</b>	CDMA

**B. SAR Measurement Results**

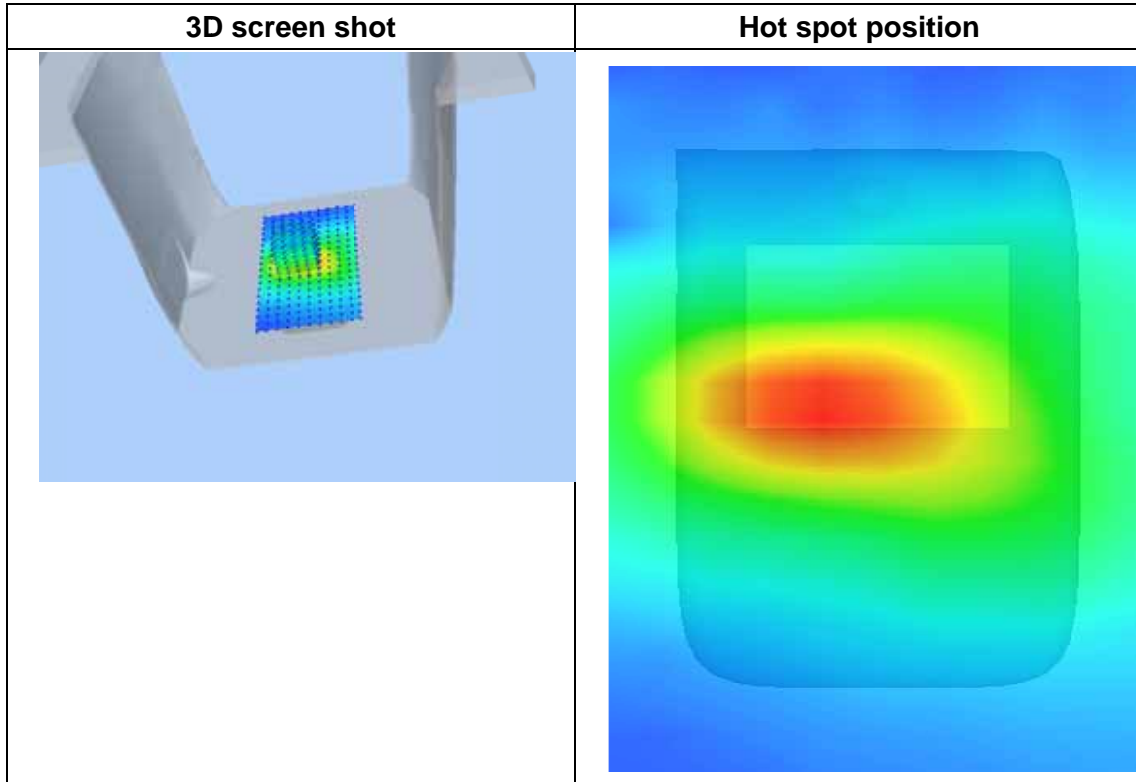
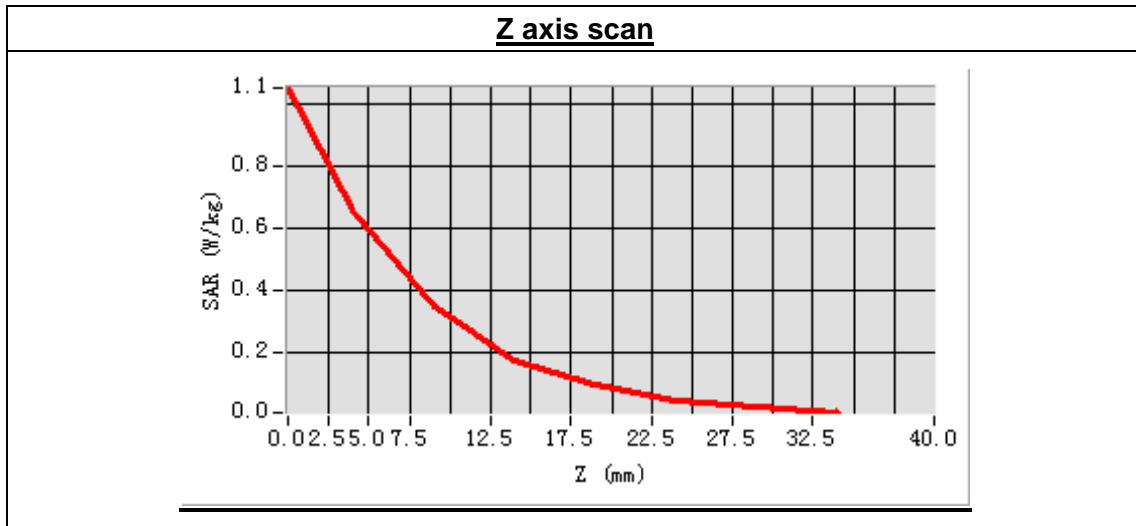
High Band SAR (Channel 1513):

<b>Frequency (MHz)</b>	1752.600000
<b>Relative permittivity (real part)</b>	53.561843
<b>Conductivity (S/m)</b>	1.468492
<b>Power drift (%)</b>	-0.560000
<b>Ambient Temperature:</b>	22.7°C
<b>Liquid Temperature:</b>	22.3°C
<b>ConvF:</b>	5.51
<b>Crest factor:</b>	1:1



Maximum location: X=-8.00, Y=2.00  
 SAR Peak: 1.15 W/kg

SAR 10g (W/Kg)	0.335215
SAR 1g (W/Kg)	0.671174



**MEASUREMENT 36**

Type: Phone measurement (Complete)

Area scan resolution: dx=8mm,dy=8mm

Zoom scan resolution: dx=8mm, dy=8mm, dz=5mm

Date of measurement: 2014.4.22

Measurement duration: 9 minutes 16 seconds

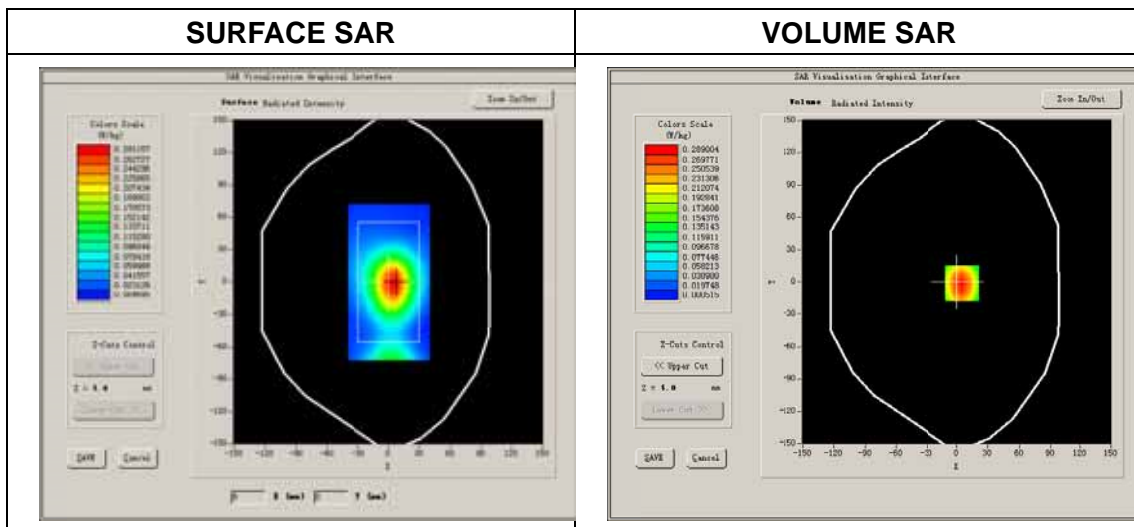
**A. Experimental conditions.**

<b>Phantom File</b>	surf_sam_plan.txt
<b>Phantom</b>	Validation plane
<b>Device Position</b>	Body
<b>Band</b>	WCDMA1700
<b>Channels</b>	High
<b>Signal</b>	CDMA

**B. SAR Measurement Results**

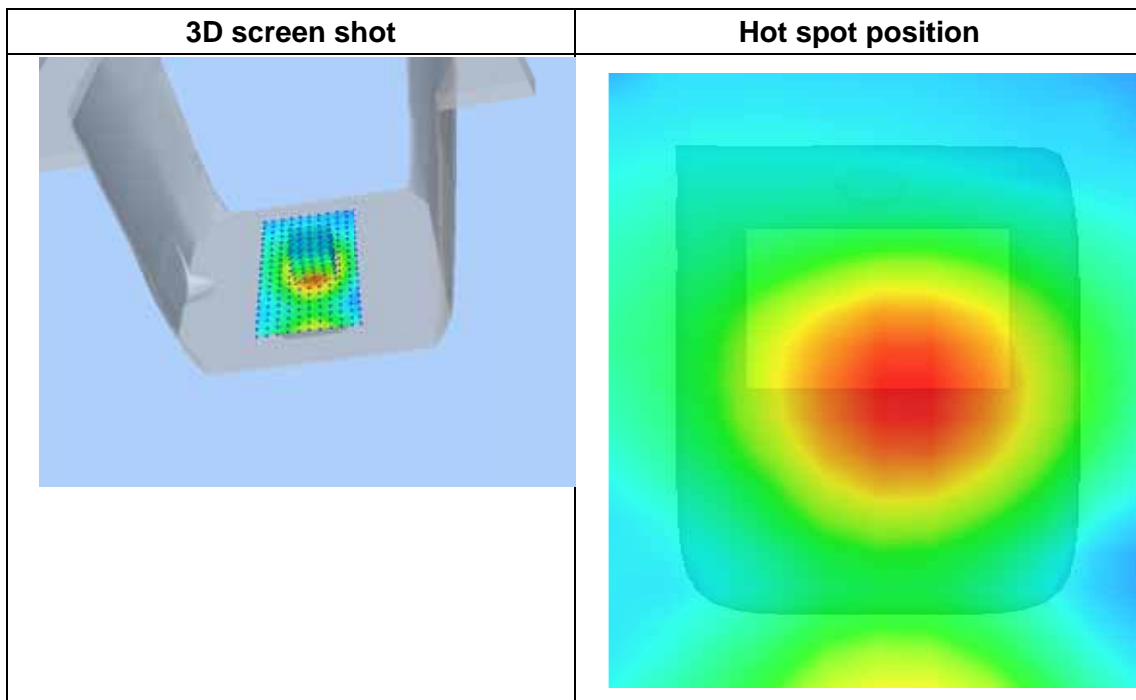
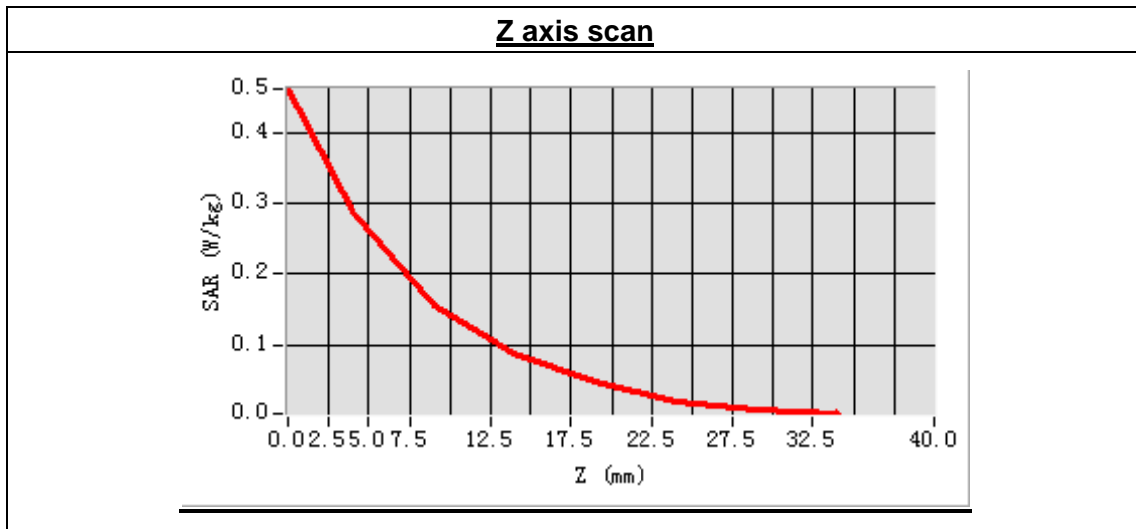
High Band SAR (Channel 1513):

<b>Frequency (MHz)</b>	1752.600000
<b>Relative permittivity (real part)</b>	53.561843
<b>Conductivity (S/m)</b>	1.468492
<b>Power drift (%)</b>	-0.9200000
<b>Ambient Temperature:</b>	22.7°C
<b>Liquid Temperature:</b>	22.3°C
<b>ConvF:</b>	5.51
<b>Crest factor:</b>	1:1



Maximum location: X=5.00, Y=-1.00  
 SAR Peak: 0.50 W/kg

SAR 10g (W/Kg)	0.163249
SAR 1g (W/Kg)	0.302611



**MEASUREMENT 39**

Type: Phone measurement (Complete)

Area scan resolution: dx=8mm,dy=8mm

Zoom scan resolution: dx=8mm, dy=8mm, dz=5mm

Date of measurement: 2014.4.23

Measurement duration: 8 minutes 9 seconds

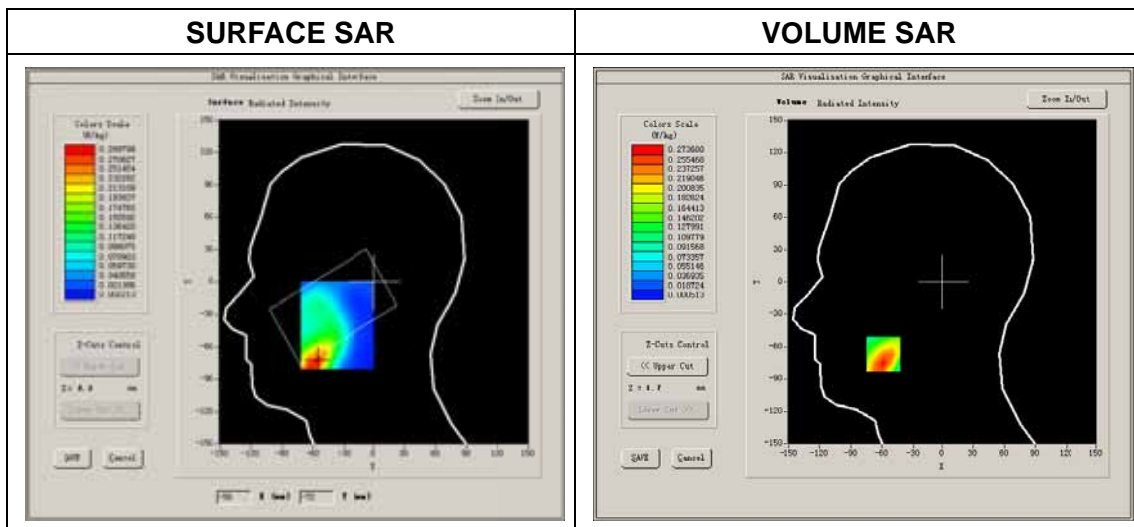
**A. Experimental conditions.**

<b>Phantom File</b>	sam_direct_droit2_surf8mm.txt
<b>Phantom</b>	Right head
<b>Device Position</b>	Cheek
<b>Band</b>	WCDMA1900
<b>Channels</b>	Low
<b>Signal</b>	CDMA

**B. SAR Measurement Results**

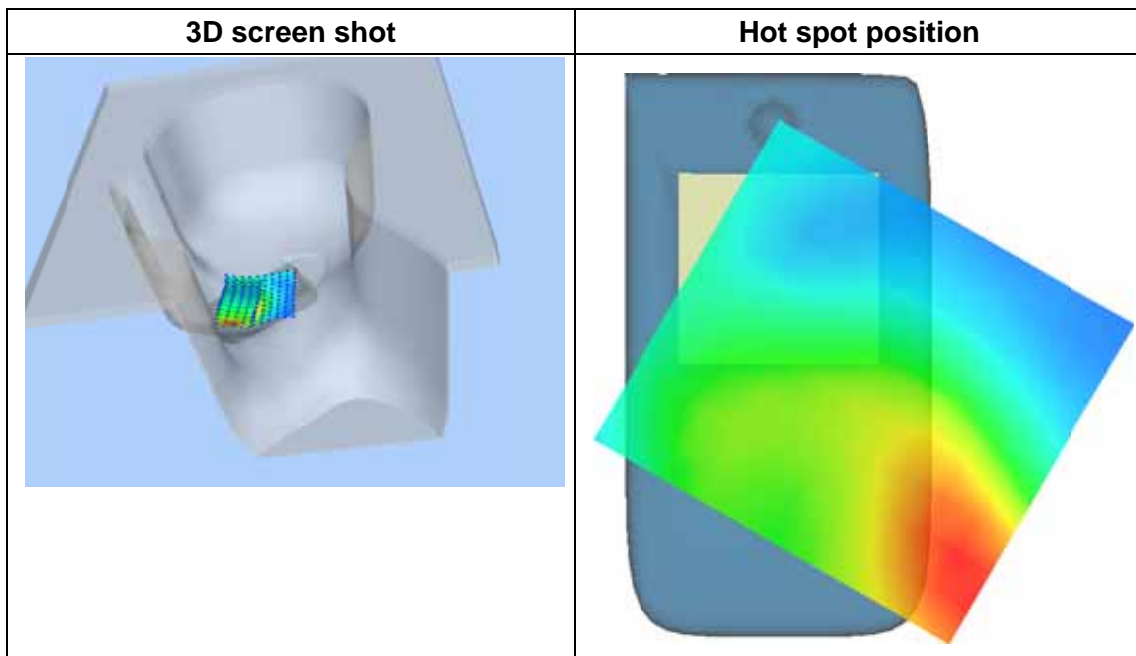
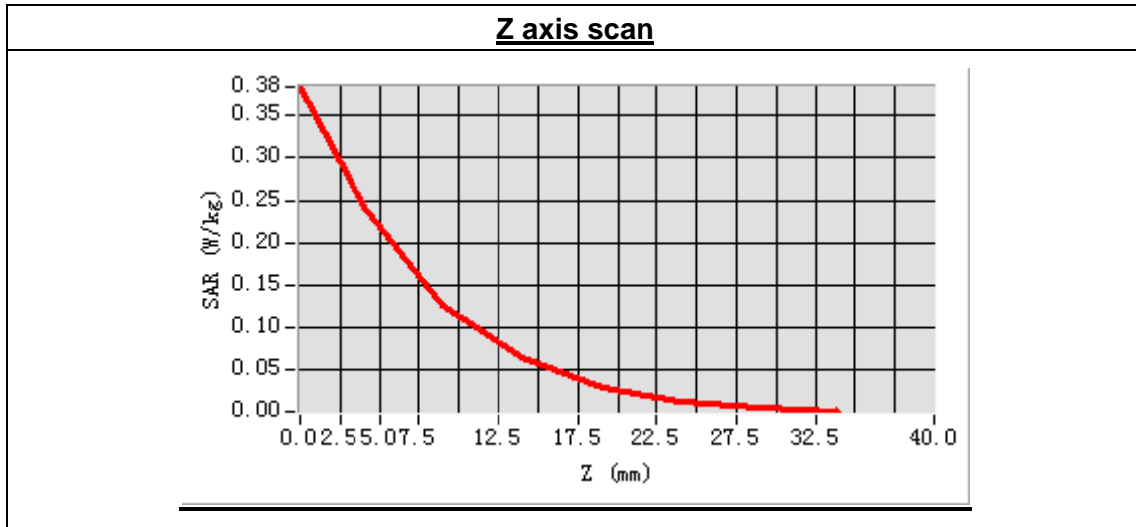
Low Band SAR (Channel 9262):

<b>Frequency (MHz)</b>	1852.400000
<b>Relative permittivity (real part)</b>	39.862943
<b>Conductivity (S/m)</b>	1.430816
<b>Power drift (%)</b>	0.280000
<b>Ambient Temperature:</b>	22.7°C
<b>Liquid Temperature:</b>	22.3°C
<b>ConvF:</b>	6.00
<b>Crest factor:</b>	1:1



Maximum location: X=-59.00, Y=-67.00  
 SAR Peak: 0.45 W/kg

SAR 10g (W/Kg)	0.130108
SAR 1g (W/Kg)	0.257695



**MEASUREMENT 40**

Type: Phone measurement (Complete)

Area scan resolution: dx=8mm,dy=8mm

Zoom scan resolution: dx=8mm, dy=8mm, dz=5mm

Date of measurement: 2014.4.23

Measurement duration: 7 minutes 28 seconds

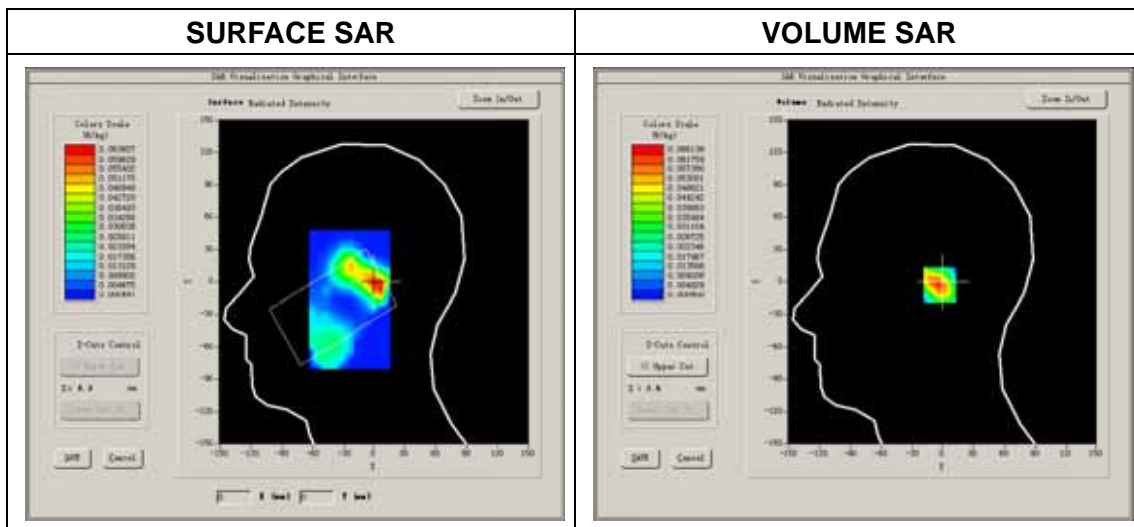
**A. Experimental conditions.**

<b>Phantom File</b>	sam_direct_droit2_surf8mm.txt
<b>Phantom</b>	Right head
<b>Device Position</b>	Tilt
<b>Band</b>	WCDMA1900
<b>Channels</b>	Low
<b>Signal</b>	CDMA

**B. SAR Measurement Results**

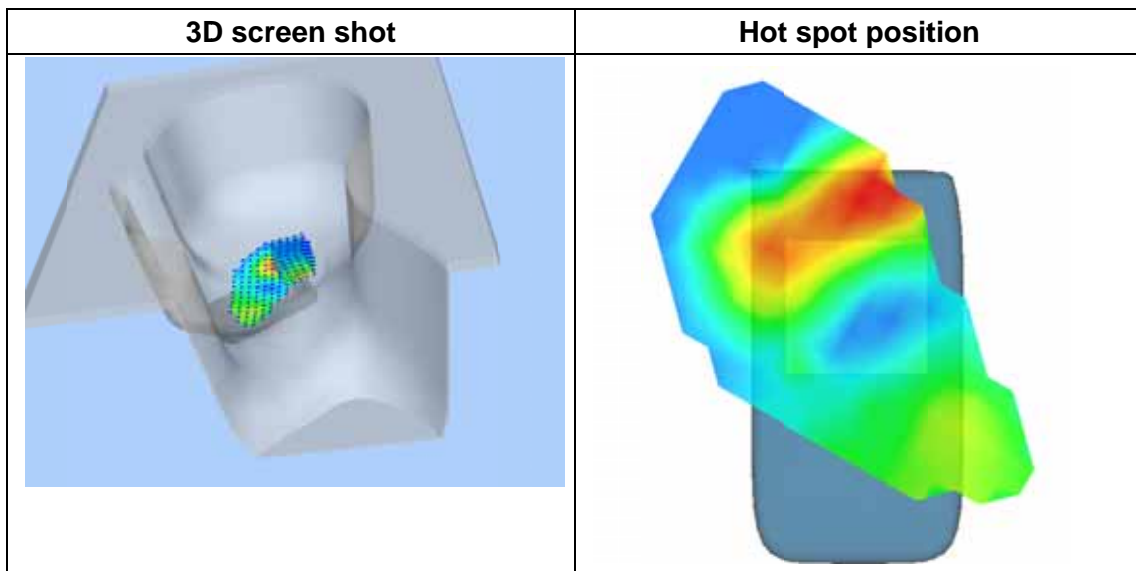
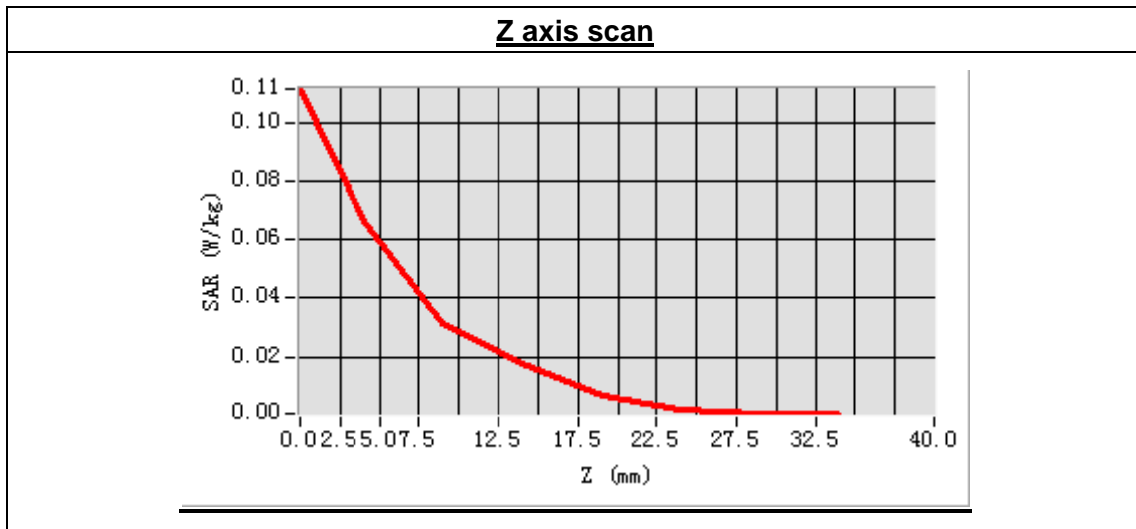
Low Band SAR (Channel 9262):

<b>Frequency (MHz)</b>	1852.400000
<b>Relative permittivity (real part)</b>	39.862943
<b>Conductivity (S/m)</b>	1.430816
<b>Power drift (%)</b>	-0.160000
<b>Ambient Temperature:</b>	22.7°C
<b>Liquid Temperature:</b>	22.3°C
<b>ConvF:</b>	6.00
<b>Crest factor:</b>	1:1



Maximum location: X=5.00, Y=-3.00  
 SAR Peak: 0.11 W/kg

SAR 10g (W/Kg)	0.028667
SAR 1g (W/Kg)	0.062218





**MEASUREMENT 41**

Type: Phone measurement (Complete)

Area scan resolution: dx=8mm,dy=8mm

Zoom scan resolution: dx=8mm, dy=8mm, dz=5mm

Date of measurement: 2014.4.23

Measurement duration: 8 minutes 7 seconds

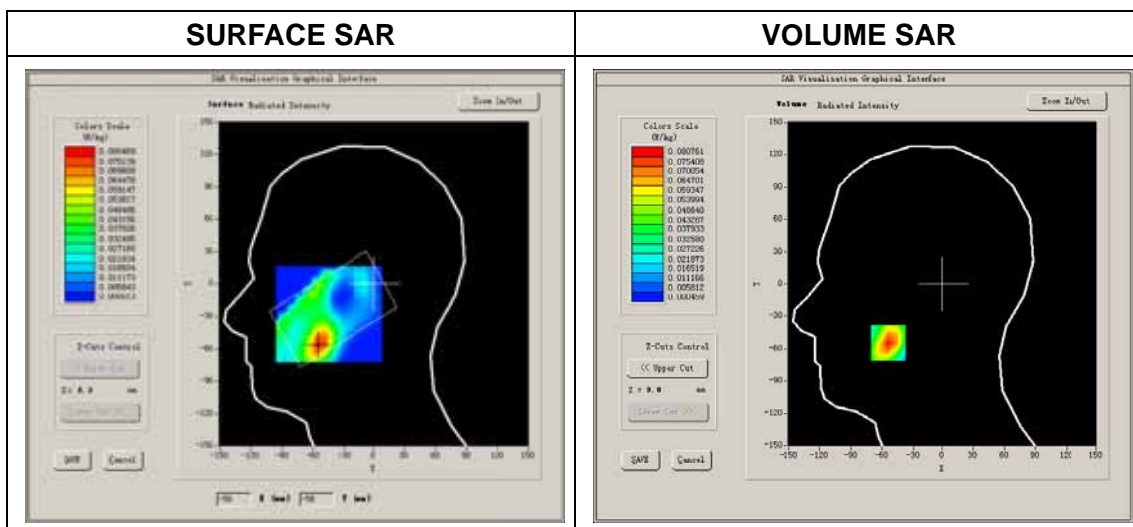
**A. Experimental conditions.**

<b>Phantom File</b>	sam_direct_droit2_surf8mm.txt
<b>Phantom</b>	Left head
<b>Device Position</b>	Cheek
<b>Band</b>	WCDMA1900
<b>Channels</b>	Low
<b>Signal</b>	CDMA

**B. SAR Measurement Results**

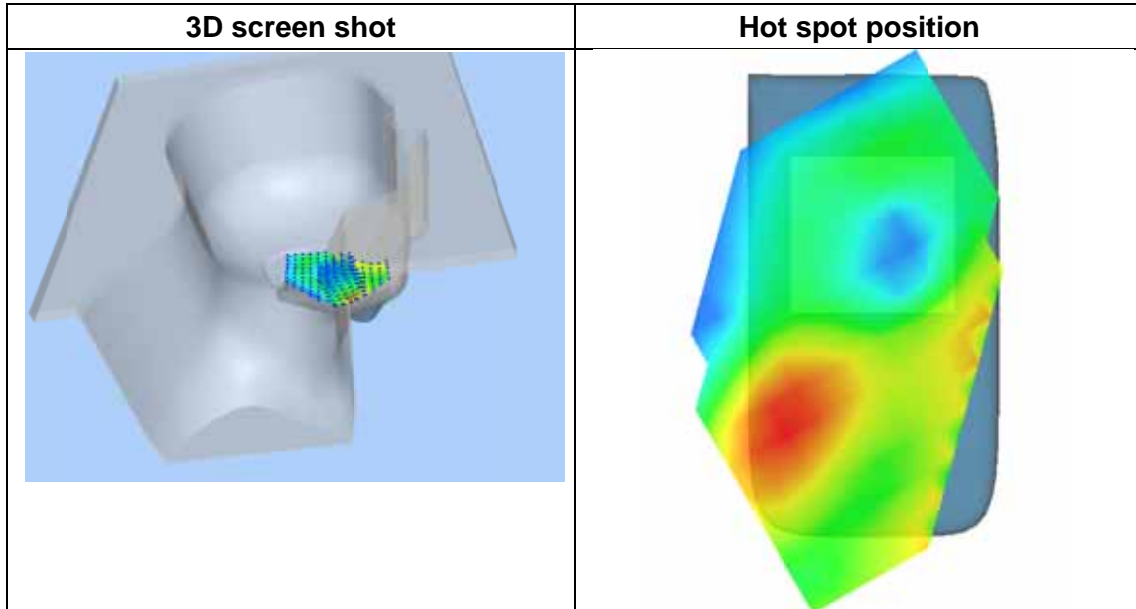
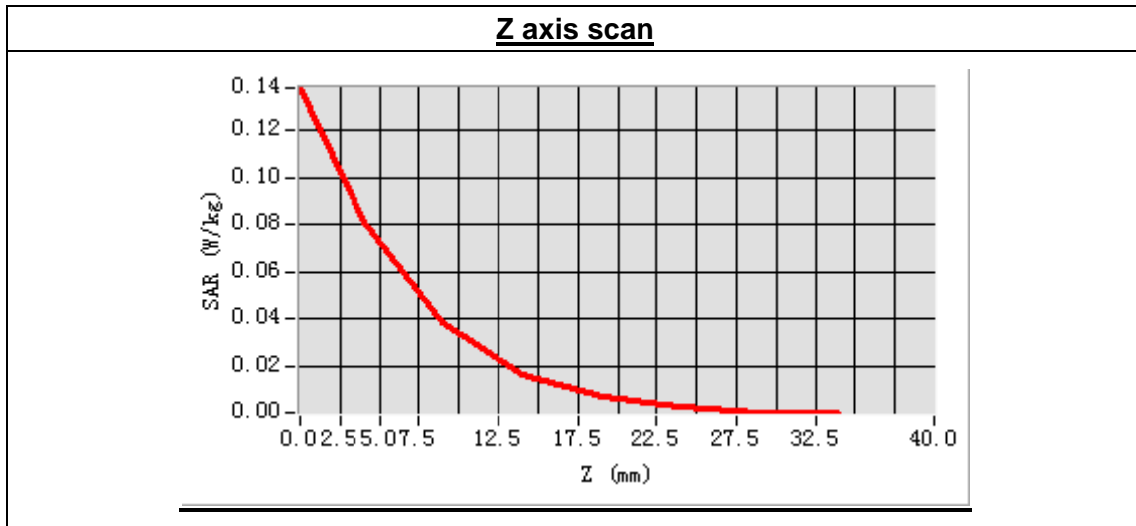
Low Band SAR (Channel 9262):

<b>Frequency (MHz)</b>	1852.400000
<b>Relative permittivity (real part)</b>	39.862943
<b>Conductivity (S/m)</b>	1.430816
<b>Power drift (%)</b>	-0.500000
<b>Ambient Temperature:</b>	22.7°C
<b>Liquid Temperature:</b>	22.3°C
<b>ConvF:</b>	6.00
<b>Crest factor:</b>	1:1



Maximum location: X=-54.00, Y=-55.00  
 SAR Peak: 0.14 W/kg

SAR 10g (W/Kg)	0.035105
SAR 1g (W/Kg)	0.076221



**MEASUREMENT 42**

Type: Phone measurement (Complete)

Area scan resolution: dx=8mm,dy=8mm

Zoom scan resolution: dx=8mm, dy=8mm, dz=5mm

Date of measurement: 2014.4.23

Measurement duration: 7 minutes 30 seconds

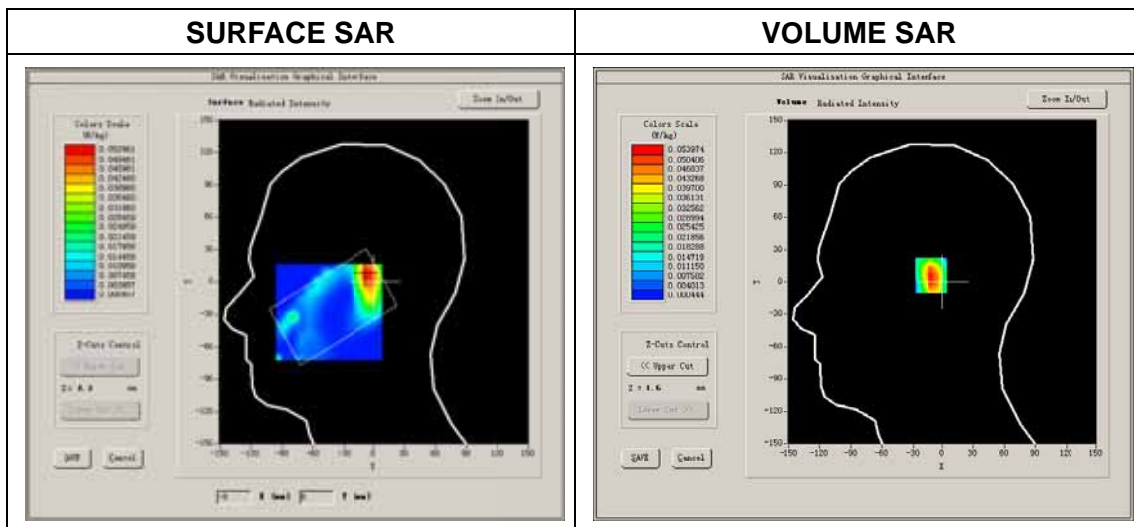
**A. Experimental conditions.**

<b>Phantom File</b>	sam_direct_droit2_surf8mm.txt
<b>Phantom</b>	Left head
<b>Device Position</b>	Tilt
<b>Band</b>	WCDMA1900
<b>Channels</b>	Low
<b>Signal</b>	CDMA

**B. SAR Measurement Results**

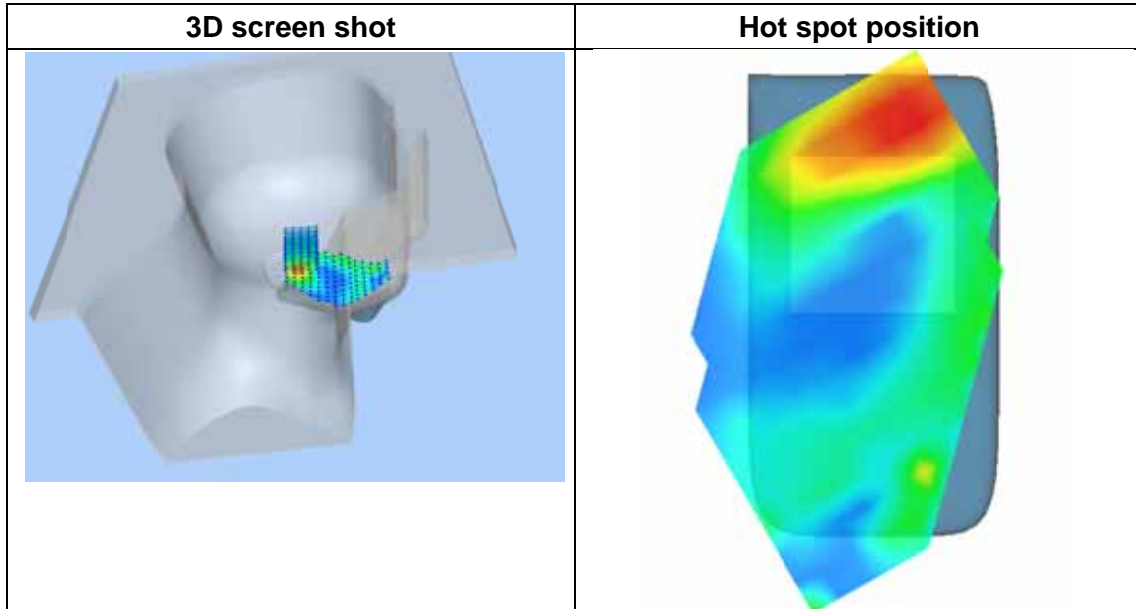
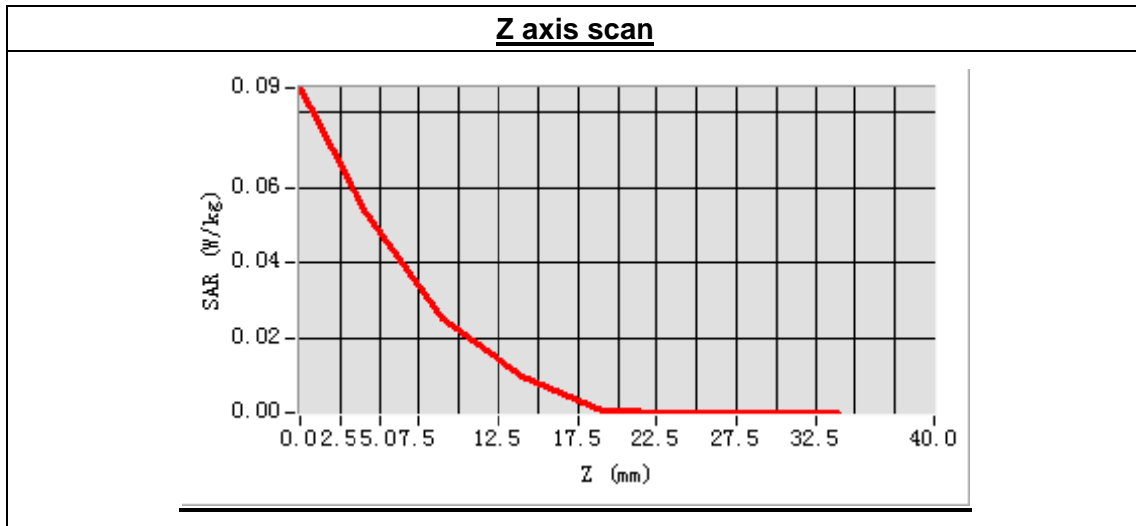
Low Band SAR (Channel 9262):

<b>Frequency (MHz)</b>	1852.400000
<b>Relative permittivity (real part)</b>	39.862943
<b>Conductivity (S/m)</b>	1.430816
<b>Power drift (%)</b>	0.190000
<b>Ambient Temperature:</b>	22.7°C
<b>Liquid Temperature:</b>	22.3°C
<b>ConvF:</b>	6.00
<b>Crest factor:</b>	1:1



Maximum location: X=-6.00, Y=6.00  
 SAR Peak: 0.09 W/kg

SAR 10g (W/Kg)	0.022262
SAR 1g (W/Kg)	0.049961



**MEASUREMENT 43**

Type: Phone measurement (Complete)

Area scan resolution: dx=8mm,dy=8mm

Zoom scan resolution: dx=8mm, dy=8mm, dz=5mm

Date of measurement: 2014.4.23

Measurement duration: 9 minutes 7 seconds

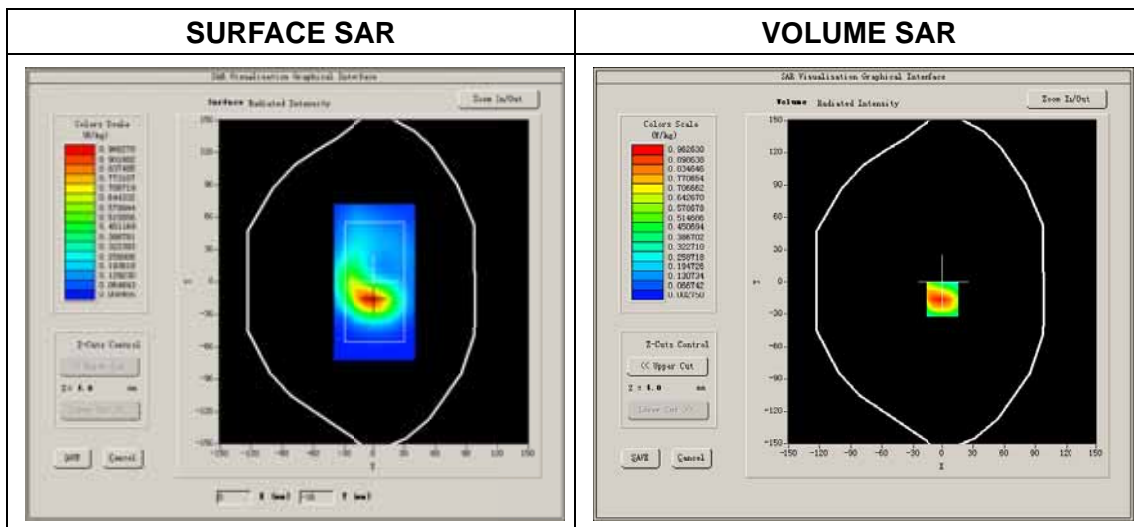
**A. Experimental conditions.**

<b>Phantom File</b>	surf_sam_plan.txt
<b>Phantom</b>	Validation plane
<b>Device Position</b>	Body
<b>Band</b>	WCDMA1900
<b>Channels</b>	Low
<b>Signal</b>	CDMA

**B. SAR Measurement Results**

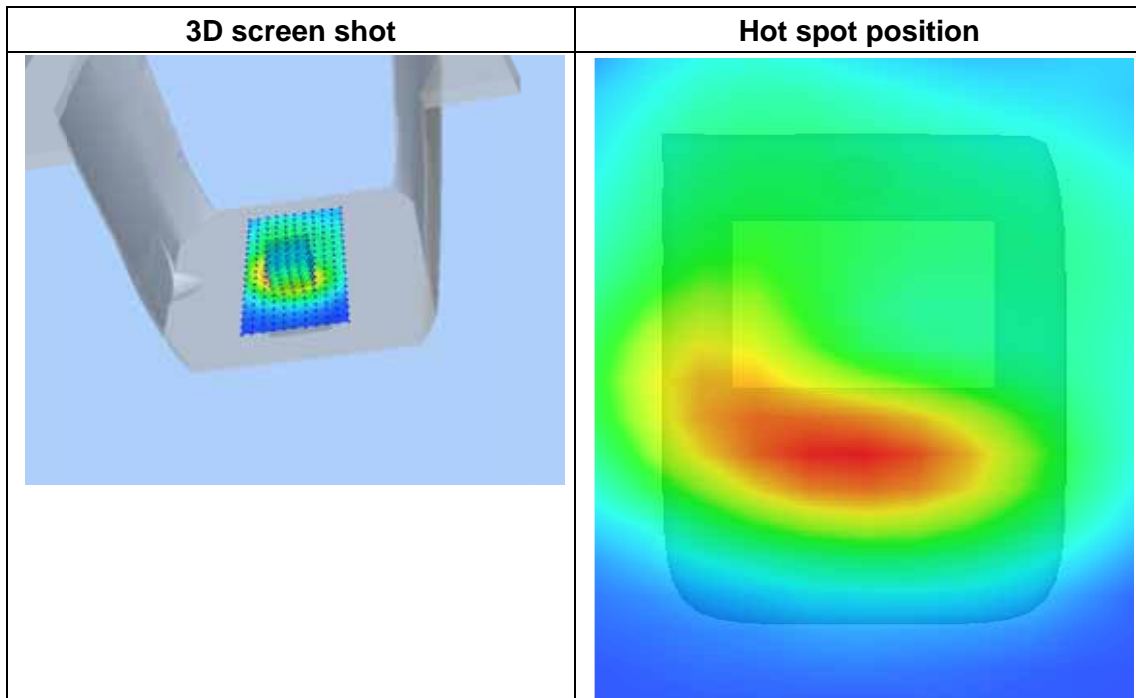
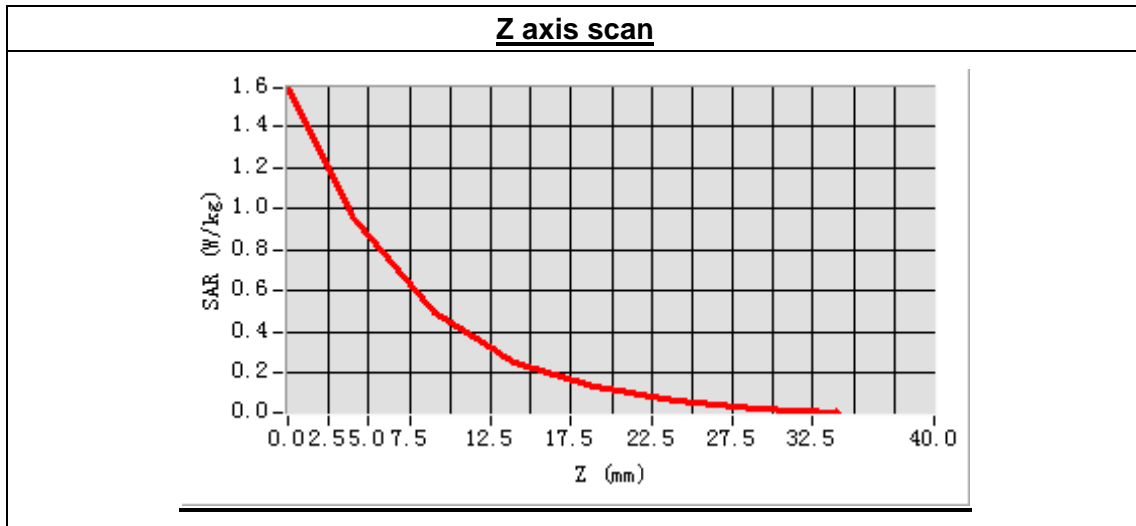
Low Band SAR (Channel 9262):

<b>Frequency (MHz)</b>	1852.400000
<b>Relative permittivity (real part)</b>	53.102685
<b>Conductivity (S/m)</b>	1.529374
<b>Power drift (%)</b>	0.060000
<b>Ambient Temperature:</b>	22.7°C
<b>Liquid Temperature:</b>	22.3°C
<b>ConvF:</b>	6.17
<b>Crest factor:</b>	1:1



Maximum location: X=-1.00, Y=-16.00  
 SAR Peak: 1.73 W/kg

SAR 10g (W/Kg)	0.500591
SAR 1g (W/Kg)	0.995418



**MEASUREMENT 44**

Type: Phone measurement (Complete)

Area scan resolution: dx=8mm,dy=8mm

Zoom scan resolution: dx=8mm, dy=8mm, dz=5mm

Date of measurement: 2014.4.23

Measurement duration: 9 minutes 14 seconds

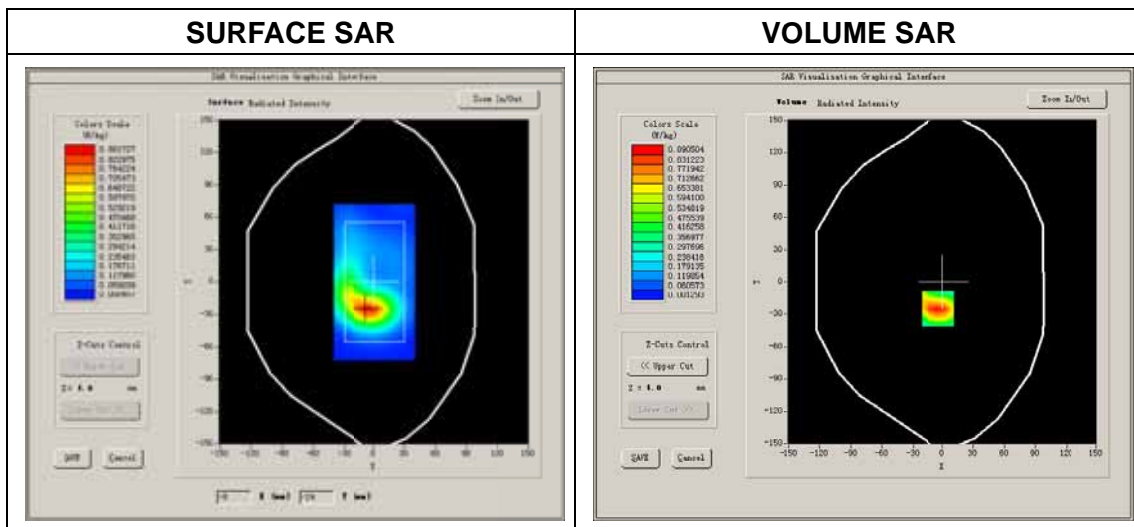
**A. Experimental conditions.**

<b>Phantom File</b>	surf_sam_plan.txt
<b>Phantom</b>	Validation plane
<b>Device Position</b>	Body
<b>Band</b>	WCDMA1900
<b>Channels</b>	Middle
<b>Signal</b>	CDMA

**B. SAR Measurement Results**

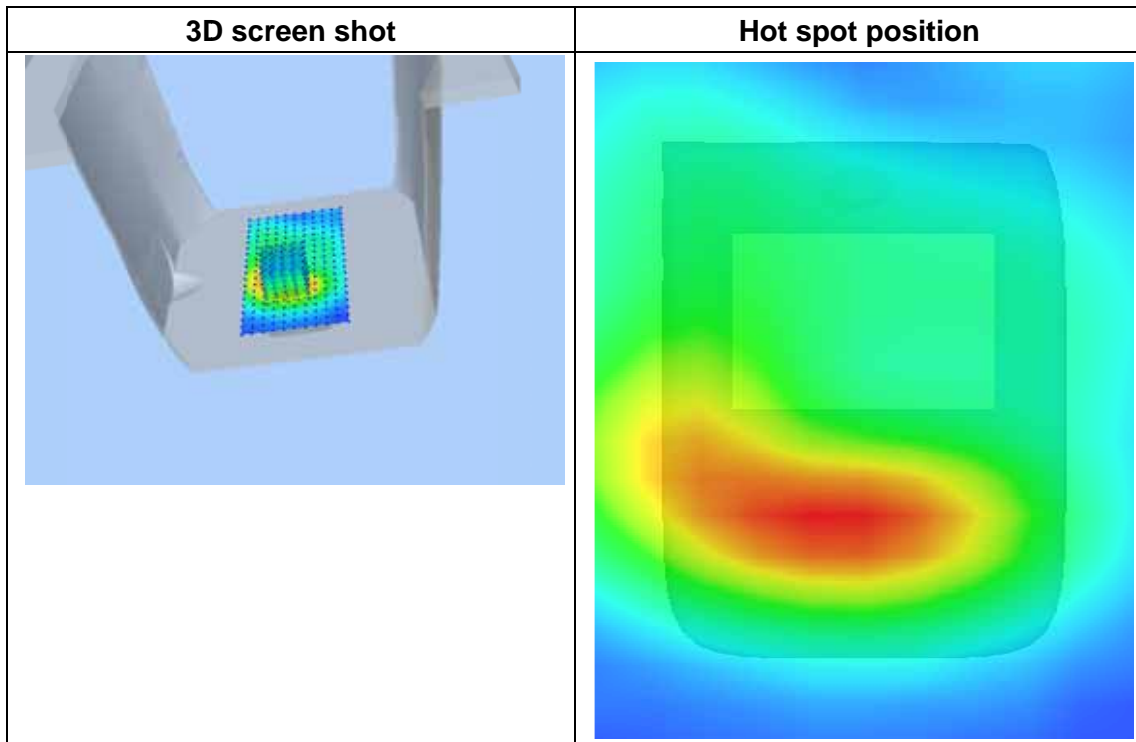
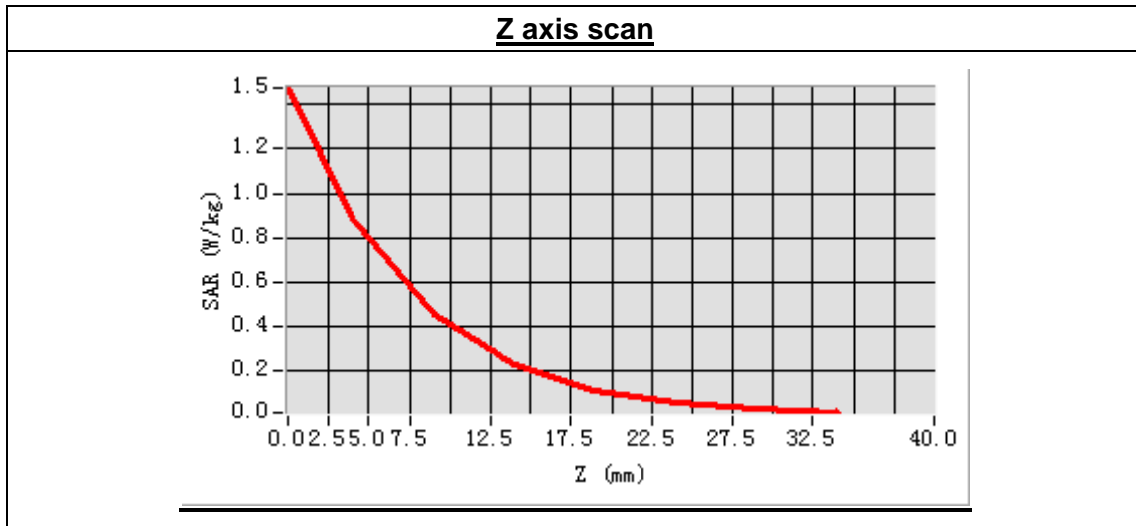
Middle Band SAR (Channel 9400):

<b>Frequency (MHz)</b>	1880.000000
<b>Relative permittivity (real part)</b>	53.102685
<b>Conductivity (S/m)</b>	1.529374
<b>Power drift (%)</b>	-0.080000
<b>Ambient Temperature:</b>	22.7°C
<b>Liquid Temperature:</b>	22.3°C
<b>ConvF:</b>	6.17
<b>Crest factor:</b>	1:1



Maximum location: X=-5.00, Y=-25.00  
 SAR Peak: 1.59 W/kg

SAR 10g (W/Kg)	0.451715
SAR 1g (W/Kg)	0.909819





**MEASUREMENT 45**

Type: Phone measurement (Complete)

Area scan resolution: dx=8mm,dy=8mm

Zoom scan resolution: dx=8mm, dy=8mm, dz=5mm

Date of measurement: 2014.4.23

Measurement duration: 9 minutes 14 seconds

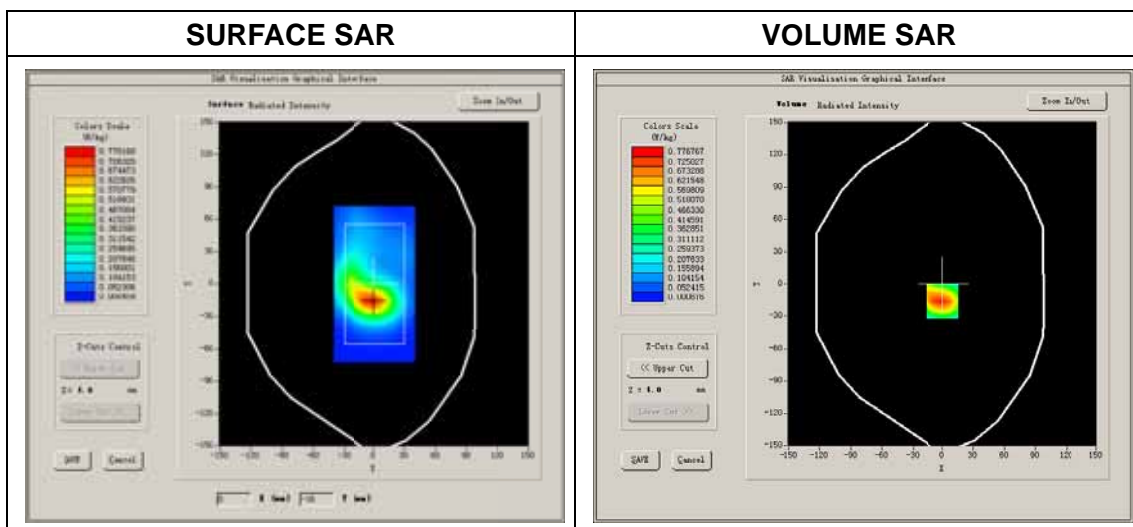
**A. Experimental conditions.**

<b>Phantom File</b>	surf_sam_plan.txt
<b>Phantom</b>	Validation plane
<b>Device Position</b>	Body
<b>Band</b>	WCDMA1900
<b>Channels</b>	High
<b>Signal</b>	CDMA

**B. SAR Measurement Results**

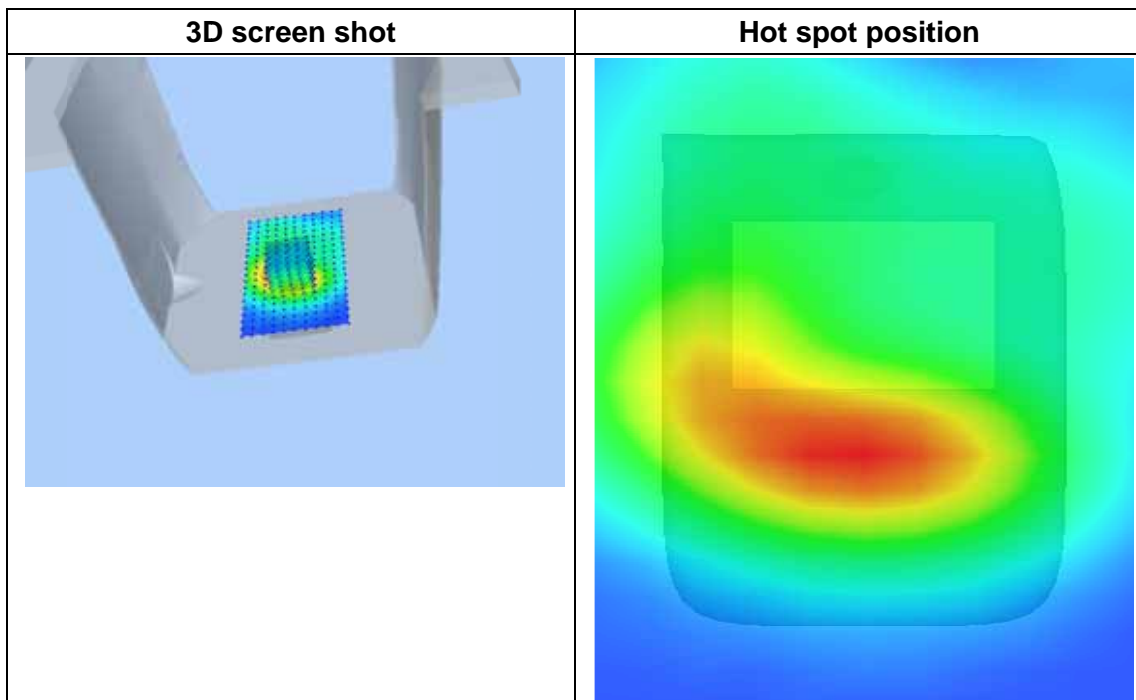
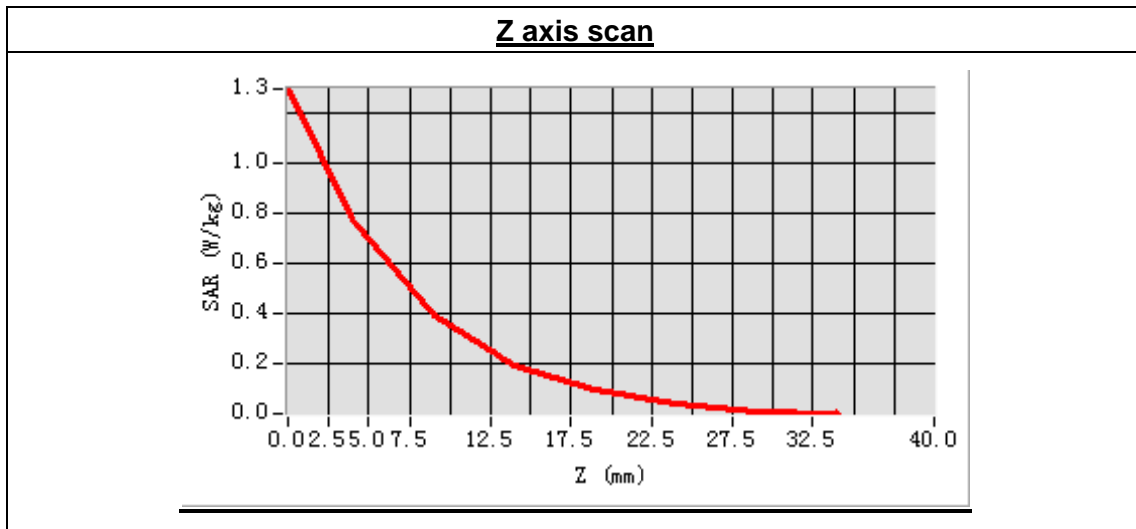
High Band SAR (Channel 9538):

<b>Frequency (MHz)</b>	1907.600000
<b>Relative permittivity (real part)</b>	53.102685
<b>Conductivity (S/m)</b>	1.529374
<b>Power drift (%)</b>	-0.320000
<b>Ambient Temperature:</b>	22.7°C
<b>Liquid Temperature:</b>	22.3°C
<b>ConvF:</b>	6.17
<b>Crest factor:</b>	1:1



Maximum location: X=-1.00, Y=-16.00  
 SAR Peak: 1.39 W/kg

SAR 10g (W/Kg)	0.400886
SAR 1g (W/Kg)	0.801949



**MEASUREMENT 44**

Type: Phone measurement (Complete)

Area scan resolution: dx=8mm,dy=8mm

Zoom scan resolution: dx=8mm, dy=8mm, dz=5mm

Date of measurement: 2014.4.23

Measurement duration: 9 minutes 14 seconds

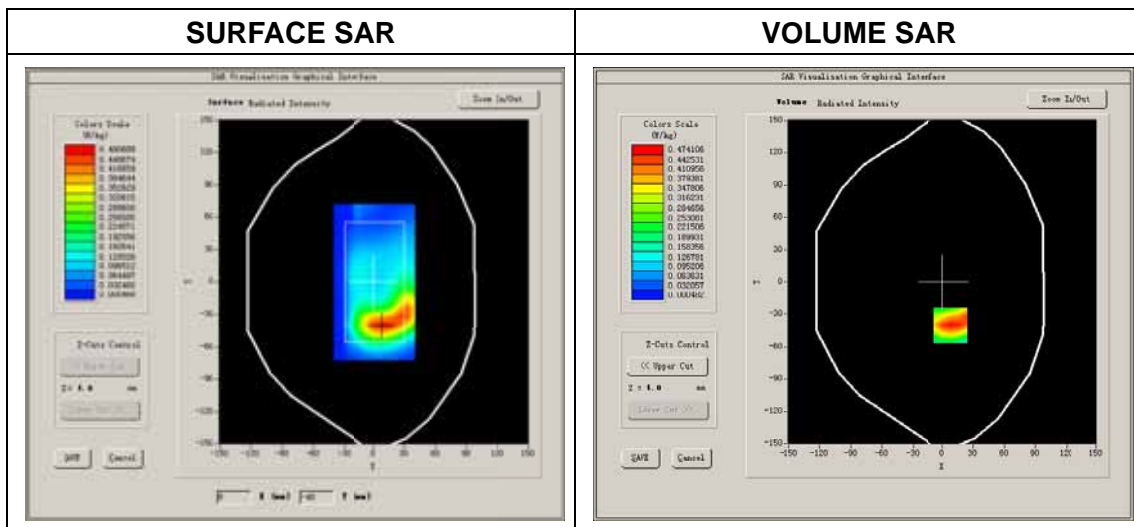
**A. Experimental conditions.**

<b>Phantom File</b>	surf_sam_plan.txt
<b>Phantom</b>	Validation plane
<b>Device Position</b>	Body
<b>Band</b>	WCDMA1900
<b>Channels</b>	Low
<b>Signal</b>	CDMA

**B. SAR Measurement Results**

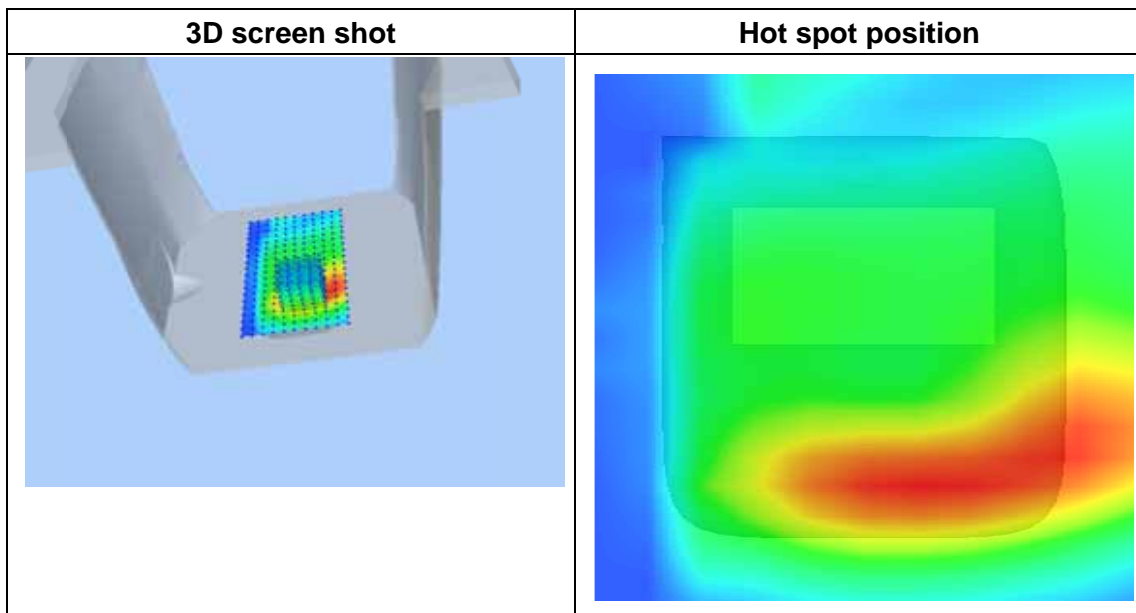
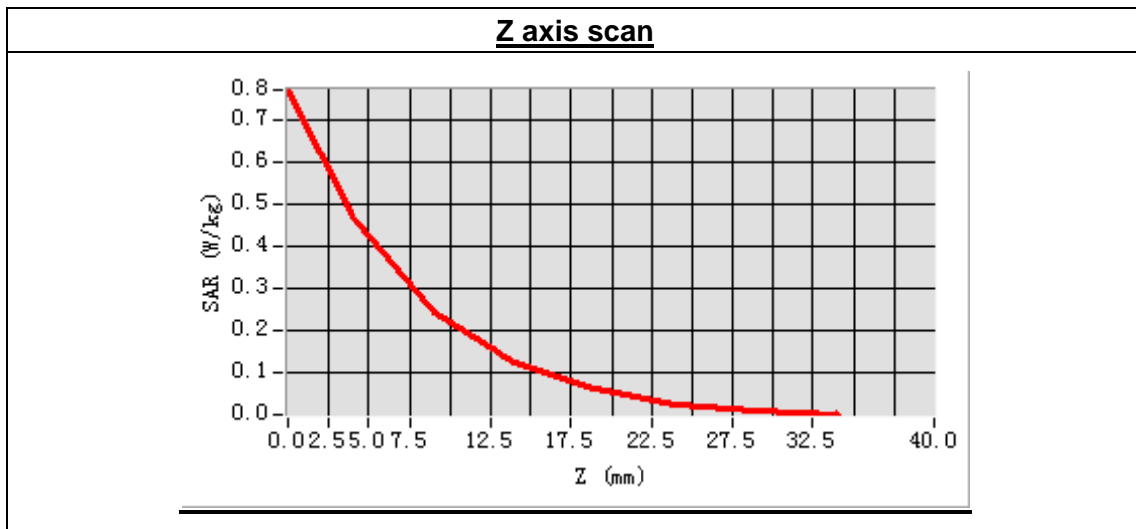
Low Band SAR (Channel 9262):

<b>Frequency (MHz)</b>	1852.400000
<b>Relative permittivity (real part)</b>	53.102685
<b>Conductivity (S/m)</b>	1.529374
<b>Power drift (%)</b>	-0.470000
<b>Ambient Temperature:</b>	22.7°C
<b>Liquid Temperature:</b>	22.3°C
<b>ConvF:</b>	6.17
<b>Crest factor:</b>	1:1



Maximum location: X=8.00, Y=-40.00  
 SAR Peak: 0.84 W/kg

SAR 10g (W/Kg)	0.249895
SAR 1g (W/Kg)	0.488808



**MEASUREMENT 46**

Type: Phone measurement (Complete)

Area scan resolution: dx=8mm,dy=8mm

Zoom scan resolution: dx=8mm, dy=8mm, dz=5mm

Date of measurement: 2014.4.23

Measurement duration: 9 minutes 14 seconds

**A. Experimental conditions.**

<b>Phantom File</b>	surf_sam_plan.txt
<b>Phantom</b>	Validation plane
<b>Device Position</b>	Body
<b>Band</b>	WCDMA1900
<b>Channels</b>	Low
<b>Signal</b>	CDMA

**B. SAR Measurement Results**

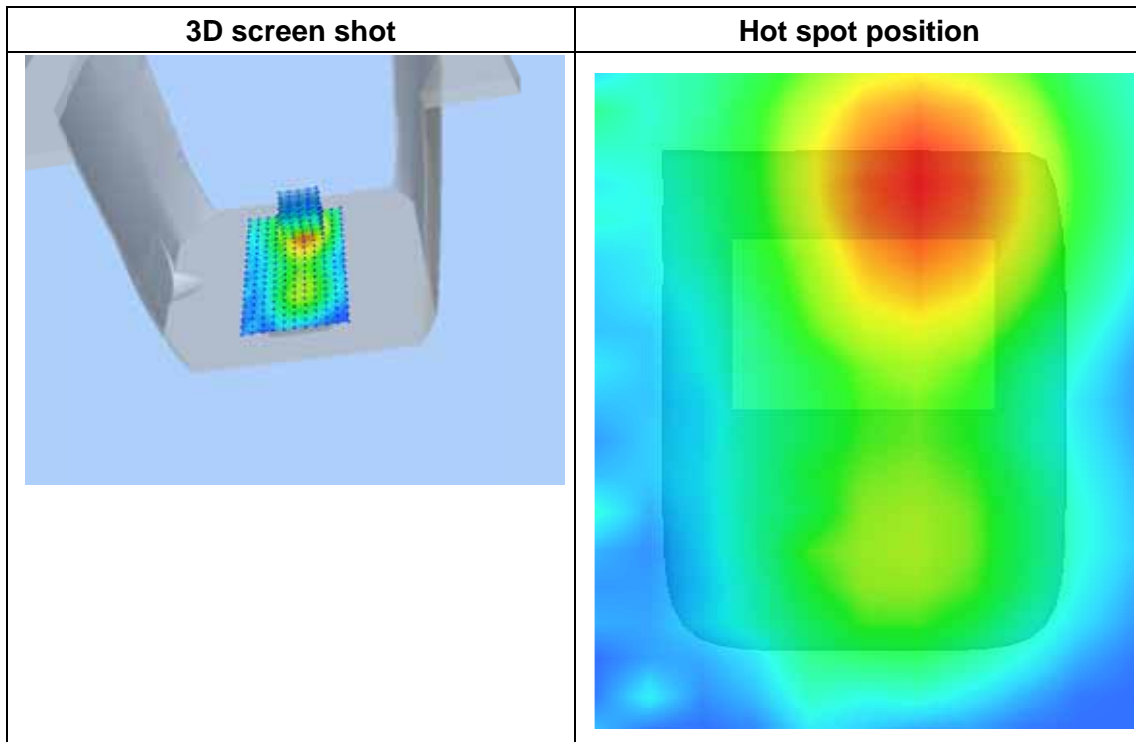
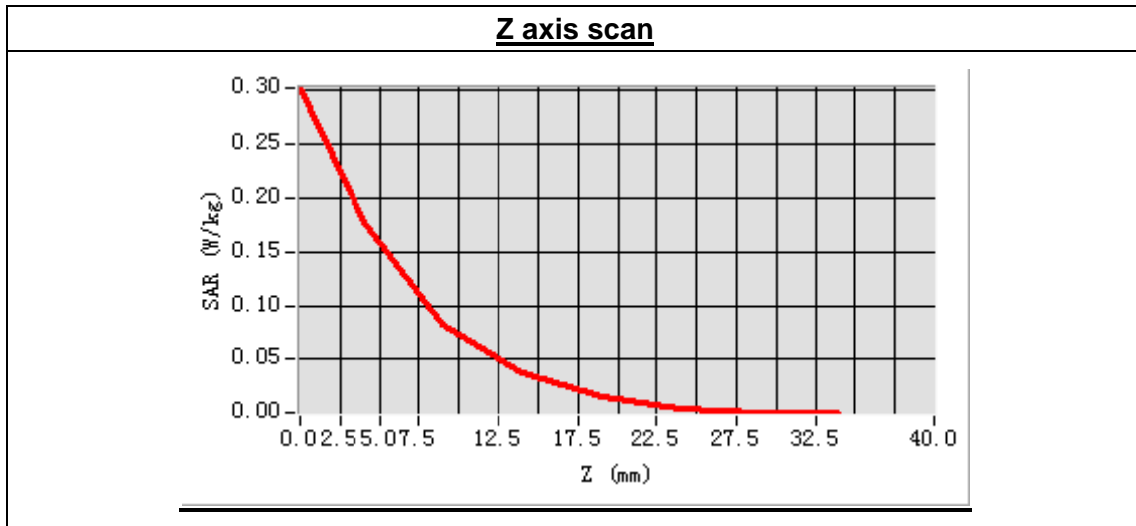
Low Band SAR (Channel 9262):

<b>Frequency (MHz)</b>	1852.400000
<b>Relative permittivity (real part)</b>	53.102685
<b>Conductivity (S/m)</b>	1.529374
<b>Power drift (%)</b>	-0.710000
<b>Ambient Temperature:</b>	22.7°C
<b>Liquid Temperature:</b>	22.3°C
<b>ConvF:</b>	6.17
<b>Crest factor:</b>	1:1



Maximum location: X=8.00, Y=48.00  
 SAR Peak: 0.32 W/kg

SAR 10g (W/Kg)	0.090190
SAR 1g (W/Kg)	0.183987



**MEASUREMENT 43**

Type: Phone measurement (Complete)

Area scan resolution: dx=8mm,dy=8mm

Zoom scan resolution: dx=8mm, dy=8mm, dz=5mm

Date of measurement: 2014.4.23

Measurement duration: 9 minutes 7 seconds

**A. Experimental conditions.**

<b>Phantom File</b>	surf_sam_plan.txt
<b>Phantom</b>	Validation plane
<b>Device Position</b>	Body
<b>Band</b>	WCDMA1900
<b>Channels</b>	Low
<b>Signal</b>	CDMA

**B. SAR Measurement Results**

Low Band SAR (Channel 9262):

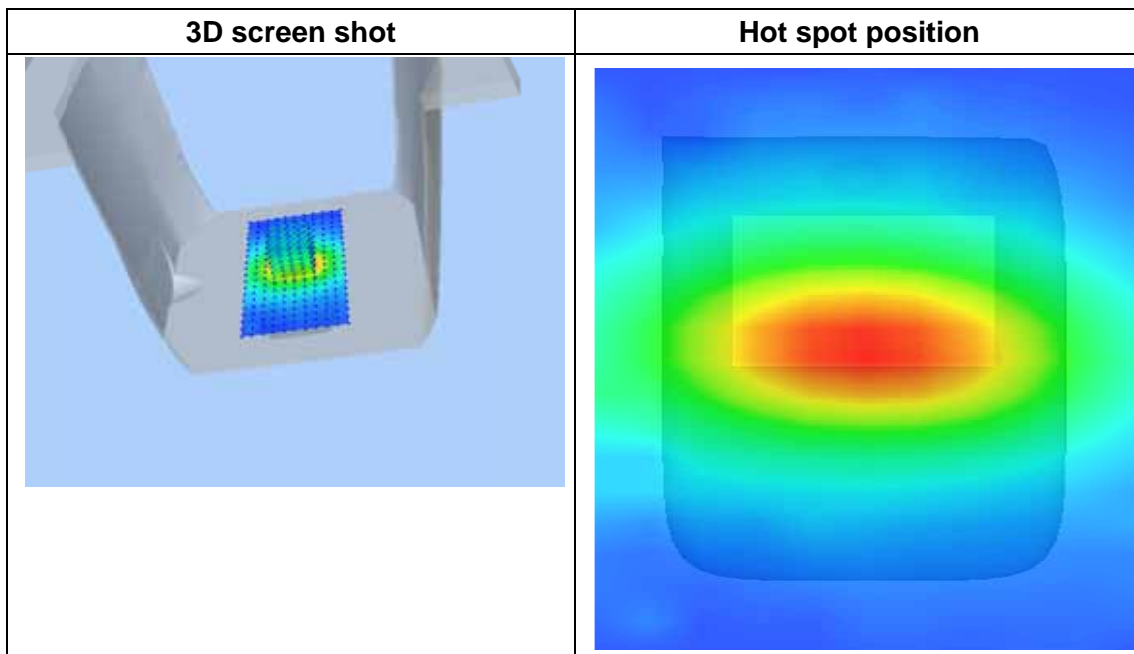
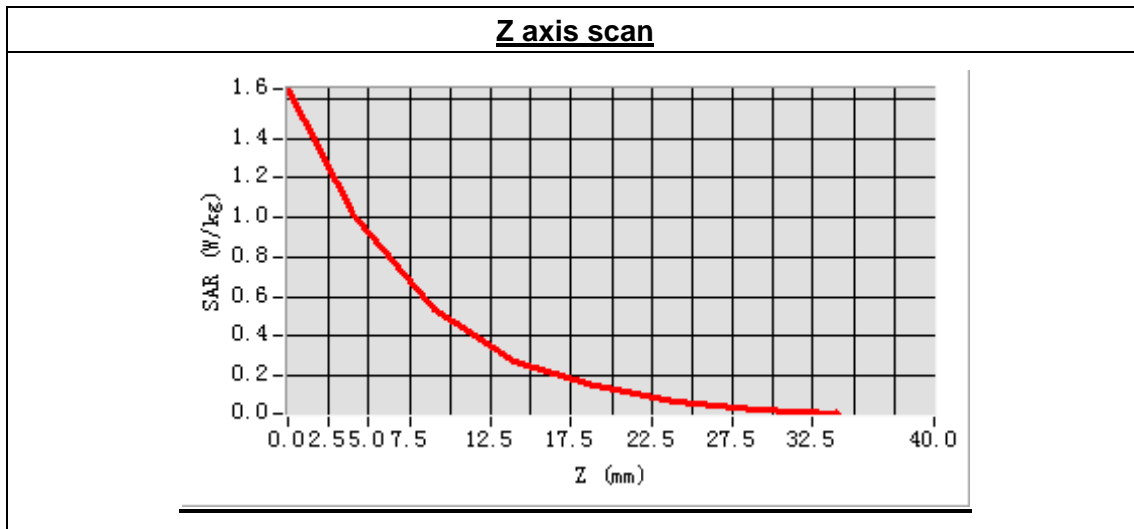
<b>Frequency (MHz)</b>	1852.400000
<b>Relative permittivity (real part)</b>	53.102685
<b>Conductivity (S/m)</b>	1.529374
<b>Power drift (%)</b>	-0.290000
<b>Ambient Temperature:</b>	22.7°C
<b>Liquid Temperature:</b>	22.3°C
<b>ConvF:</b>	6.17
<b>Crest factor:</b>	1:1



Maximum location: X=0.00, Y=2.00

SAR Peak: 1.78 W/kg

SAR 10g (W/Kg)	0.537923
SAR 1g (W/Kg)	1.051925





**MEASUREMENT 44**

Type: Phone measurement (Complete)

Area scan resolution: dx=8mm,dy=8mm

Zoom scan resolution: dx=8mm, dy=8mm, dz=5mm

Date of measurement: 2014.4.23

Measurement duration: 9 minutes 14 seconds

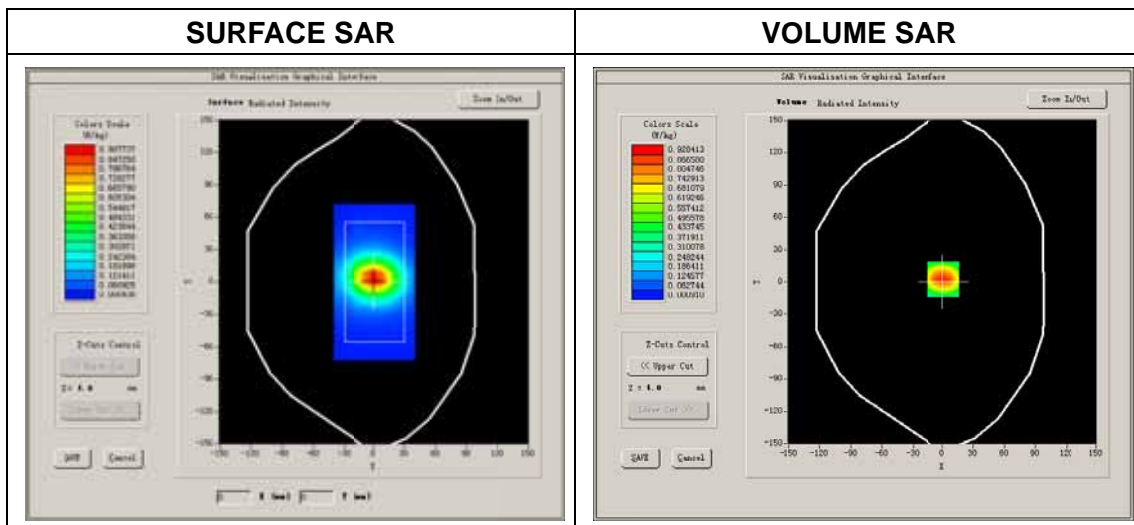
**A. Experimental conditions.**

<b>Phantom File</b>	surf_sam_plan.txt
<b>Phantom</b>	Validation plane
<b>Device Position</b>	Body
<b>Band</b>	WCDMA1900
<b>Channels</b>	Middle
<b>Signal</b>	CDMA

**B. SAR Measurement Results**

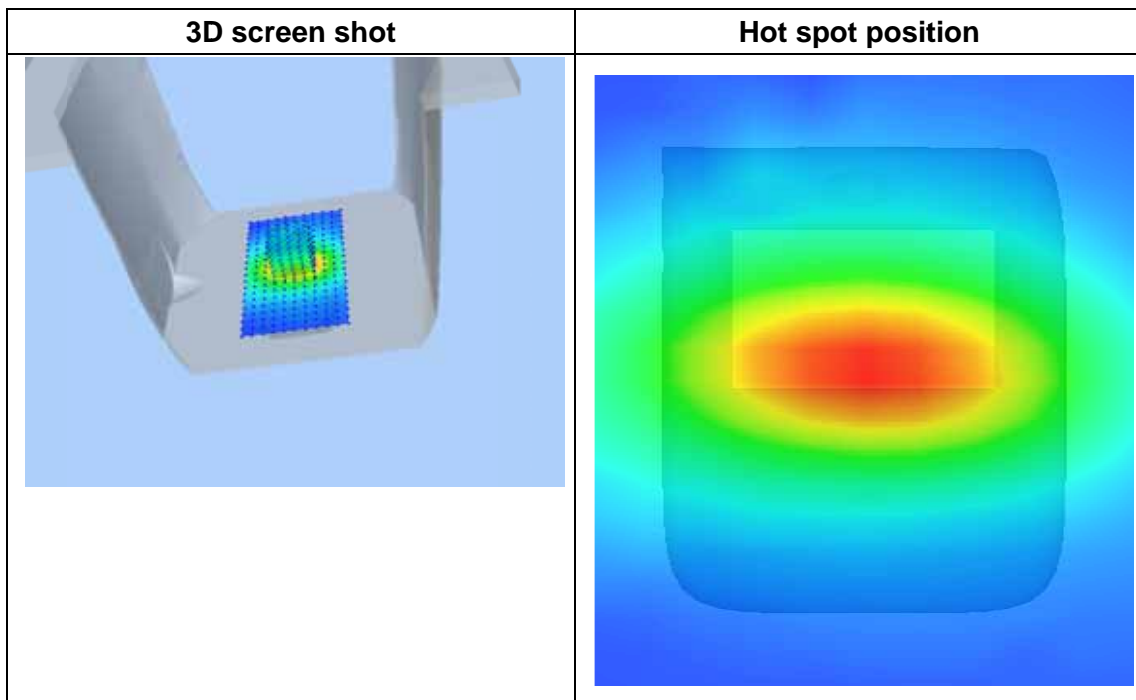
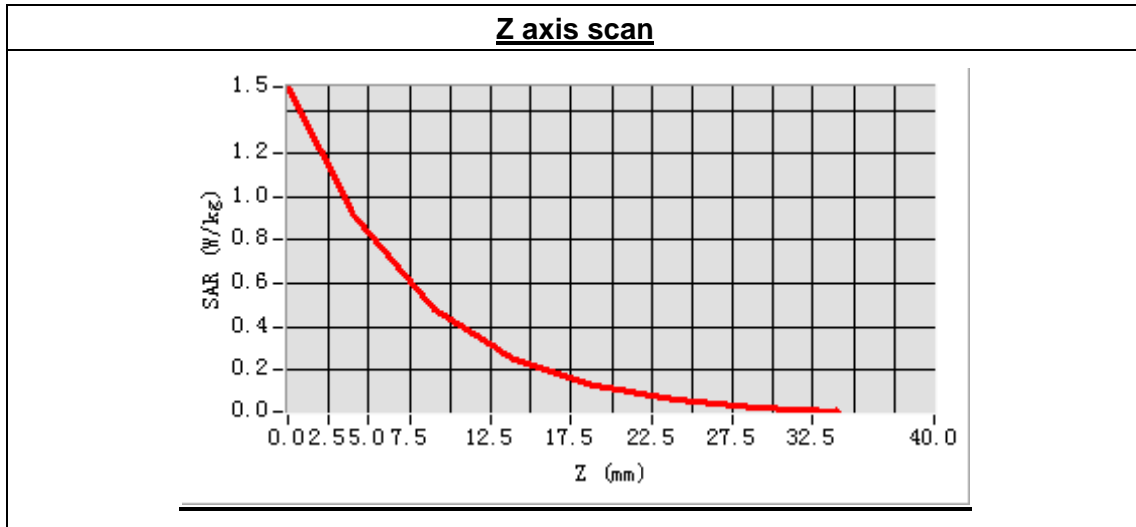
Middle Band SAR (Channel 9400):

<b>Frequency (MHz)</b>	1880.000000
<b>Relative permittivity (real part)</b>	53.102685
<b>Conductivity (S/m)</b>	1.529374
<b>Power drift (%)</b>	-1.190000
<b>Ambient Temperature:</b>	22.7°C
<b>Liquid Temperature:</b>	22.3°C
<b>ConvF:</b>	6.17
<b>Crest factor:</b>	1:1



Maximum location: X=0.00, Y=3.00  
 SAR Peak: 1.63 W/kg

SAR 10g (W/Kg)	0.486893
SAR 1g (W/Kg)	0.956230



**MEASUREMENT 45**

Type: Phone measurement (Complete)

Area scan resolution: dx=8mm,dy=8mm

Zoom scan resolution: dx=8mm, dy=8mm, dz=5mm

Date of measurement: 2014.4.23

Measurement duration: 9 minutes 14 seconds

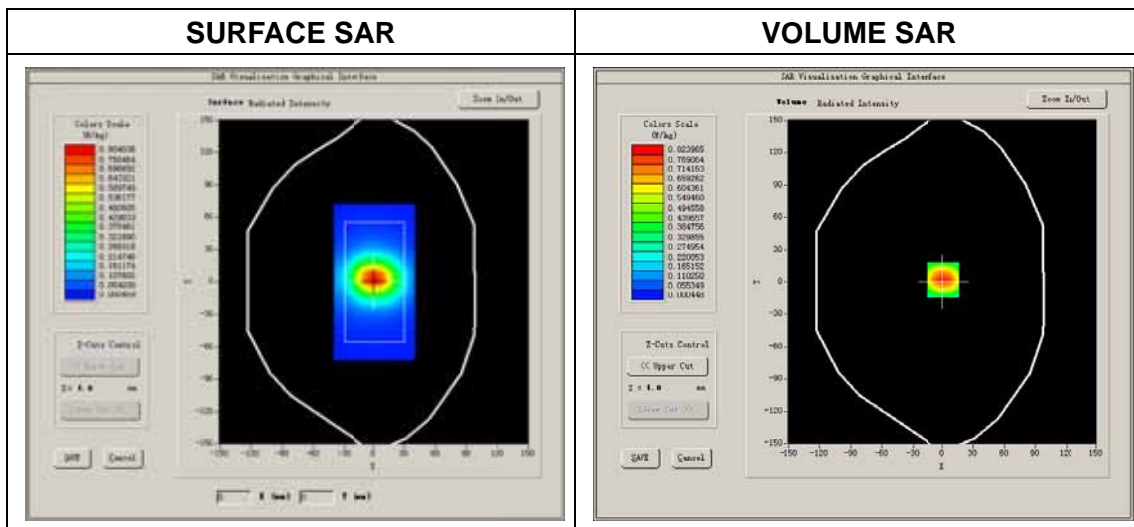
**A. Experimental conditions.**

<b>Phantom File</b>	surf_sam_plan.txt
<b>Phantom</b>	Validation plane
<b>Device Position</b>	Body
<b>Band</b>	WCDMA1900
<b>Channels</b>	High
<b>Signal</b>	CDMA

**B. SAR Measurement Results**

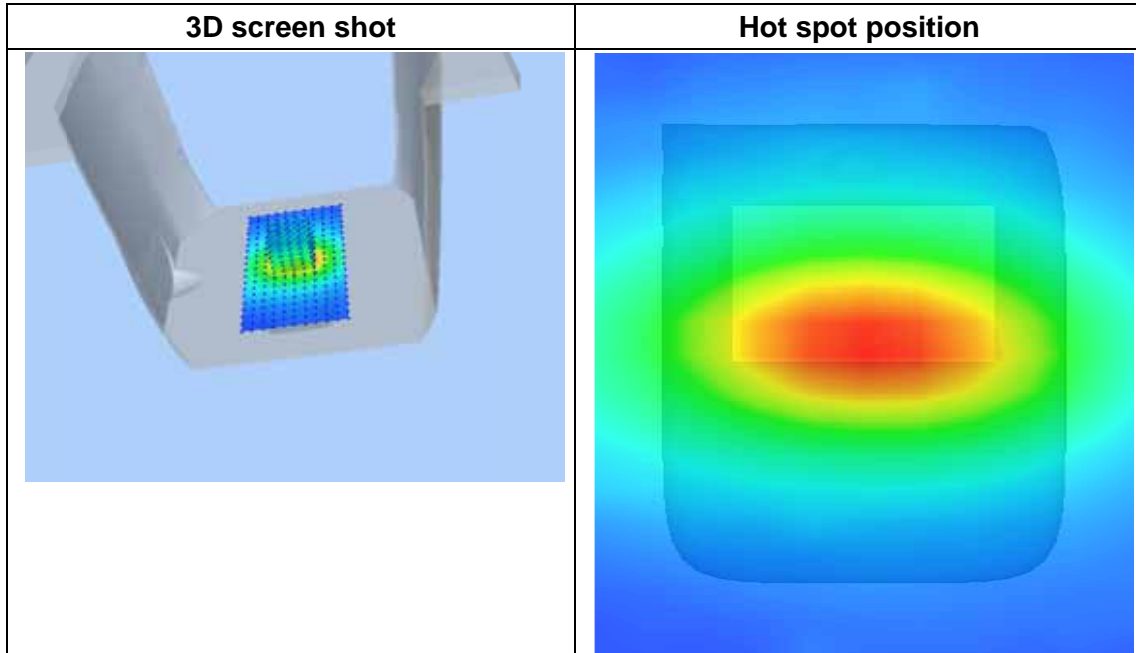
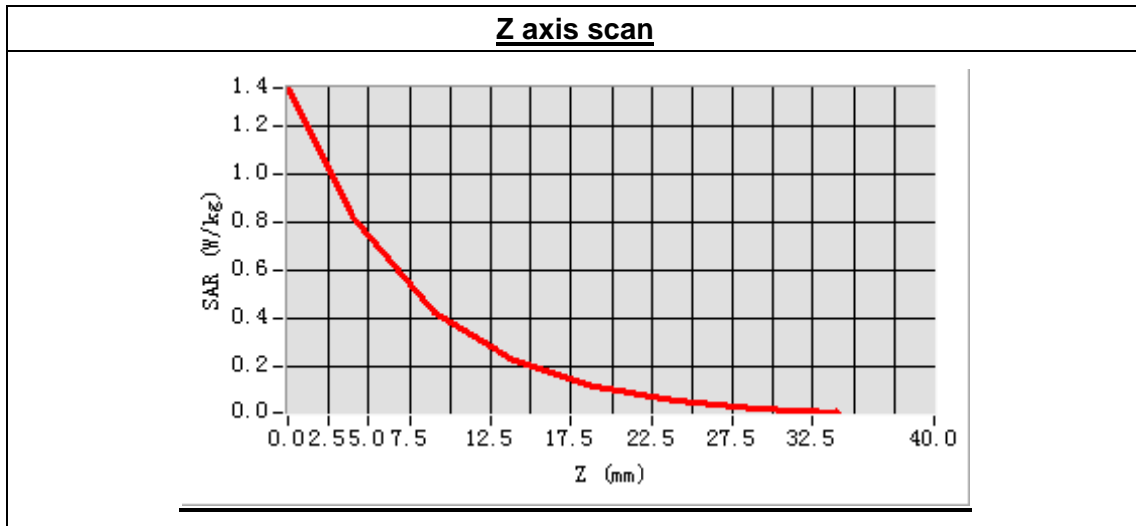
High Band SAR (Channel 9538):

<b>Frequency (MHz)</b>	1907.600000
<b>Relative permittivity (real part)</b>	53.102685
<b>Conductivity (S/m)</b>	1.529374
<b>Power drift (%)</b>	-1.200000
<b>Ambient Temperature:</b>	22.7°C
<b>Liquid Temperature:</b>	22.3°C
<b>ConvF:</b>	6.17
<b>Crest factor:</b>	1:1



Maximum location: X=0.00, Y=2.00  
 SAR Peak: 1.46 W/kg

SAR 10g (W/Kg)	0.433459
SAR 1g (W/Kg)	0.855221



**MEASUREMENT 45**

Type: Phone measurement (Complete)

Area scan resolution: dx=8mm,dy=8mm

Zoom scan resolution: dx=8mm, dy=8mm, dz=5mm

Date of measurement: 2014.4.23

Measurement duration: 9 minutes 14 seconds

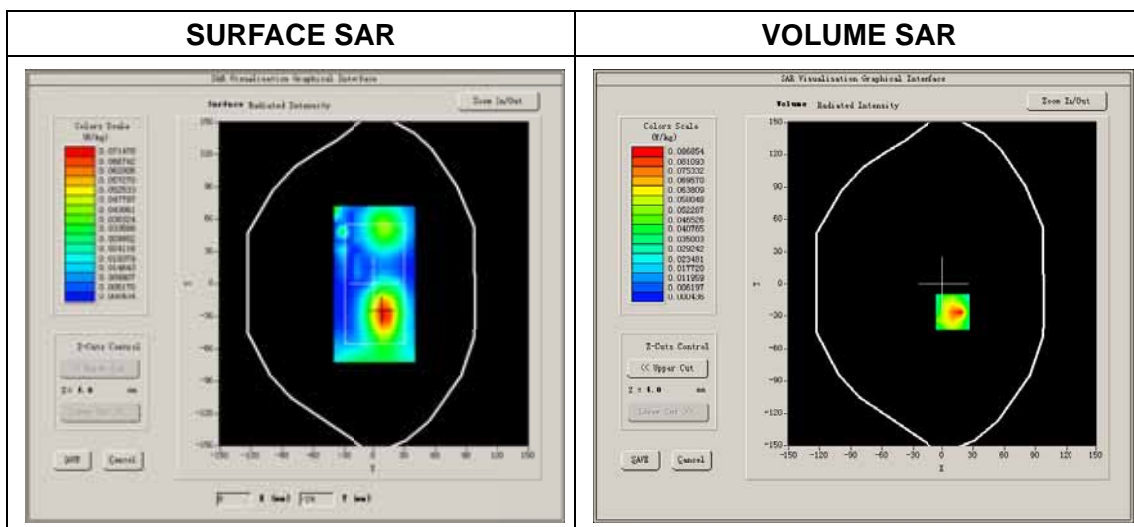
**A. Experimental conditions.**

<b>Phantom File</b>	surf_sam_plan.txt
<b>Phantom</b>	Validation plane
<b>Device Position</b>	Body
<b>Band</b>	WCDMA1900
<b>Channels</b>	Low
<b>Signal</b>	CDMA

**B. SAR Measurement Results**

Low Band SAR (Channel 9262):

<b>Frequency (MHz)</b>	1852.400000
<b>Relative permittivity (real part)</b>	53.102685
<b>Conductivity (S/m)</b>	1.529374
<b>Power drift (%)</b>	-0.450000
<b>Ambient Temperature:</b>	22.7°C
<b>Liquid Temperature:</b>	22.3°C
<b>ConvF:</b>	6.17
<b>Crest factor:</b>	1:1



Maximum location: X=10.00, Y=-26.00  
 SAR Peak: 0.20 W/kg

SAR 10g (W/Kg)	0.037921
SAR 1g (W/Kg)	0.088164

