

FCC TEST REPORT



Issued to

**GUANGDONG OPPO MOBILE
TELECOMMUNICATIONS CORP.,LTD**

For

Mobile Phone

Model Name: OPPO X9076
Trade Name: OPPO
Brand Name: OPPO
FCC ID : R9C-X9076
Standard: 47 CFR Part 27, Subpart L
Test date: 2014-4-17 to 2014-5-8
Issue date: 2014-5-9

By

Shenzhen Morlab Communications Technology Co., Ltd.
FL.3, Building A, FeiYang Science Park, No.8 LongChang Road,Block 67, BaoAn District,
ShenZhen, GuangDong Province,P. R. China 518101

Tested by Liu Zhisen
Liu Zhisen
(Test Engineer)

Date 2014.5.9

Approved by Zeng Dexin
Zeng Dexin
(Chief Engineer)

Date 2014.5.9



Reviewed by Peng Huarui
Peng Huarui
(Dept. Manager)

Date 2014.5.9

The report refers only to the sample tested and does not apply to the bulk. This report is issued in confidence to the client and it will be strictly treated as such by the Shenzhen MORLAB Communication Technology Co., Ltd. It may not be reproduced rather in its entirety or in part and it may not be used for advertising. The client to whom the report is issued may, however, show or send it, or a certified copy thereof prepared by the Shenzhen MORLAB Telecommunication Co., Ltd to his customer. Supplier or others persons directly concerned. Shenzhen MORLAB Telecommunication Co., Ltd will not, without the consent of the client enter into any discussion of correspondence with any third party concerning the contents of the report. In the event of the improper use of the report, Shenzhen MORLAB Telecommunication Co., Ltd reserves the rights to withdraw it and to adopt any other remedies which may be appropriate.



TABLE OF CONTENTS

- 1. GENERAL INFORMATION3**
- 1.1 EUT DESCRIPTION.....3
- 1.2 TEST STANDARDS AND RESULTS4
- 1.3 FACILITIES AND ACCREDITATIONS5

- 2. 47 CFR PART 2, PART 27L REQUIREMENTS.....6**
- 2.1 TRANSMITTER CONDUCTED OUTPUT POWER6
- 2.2 OCCUPIED BANDWIDTH.....16
- 2.3 FREQUENCY STABILITY32
- 2.4 PEAK TO AVERAGE RADIO34
- 2.5 CONDUCTED SPURIOUS EMISSIONS46
- 2.6 BAND EDGE.....71
- 2.7 TRANSMITTER RADIATED POWER (EIRP/ERP)80
- 2.8 RADIATED SPURIOUS EMISSIONS92

Change History		
Issue	Date	Reason for change
1.0	May 9, 2014	First edition



1. GENERAL INFORMATION

1.1 EUT Description

EUT Type..... : Mobile Phone
Serial No..... : (n.a, marked #1 by test site)
Hardware Version..... : 214076
Software Version : X9076_12_A.01_140410
Applicant..... : GUANGDONG OPPO MOBILE TELECOMMUNICATIONS CORP.,LTD
NO.18 HAIBIN ROAD, WUSHA, CHANG'AN, DONGGUAN,
GUANGDONG,CHINA
Manufacturer : GUANGDONG OPPO MOBILE TELECOMMUNICATIONS CORP.,LTD
NO.18
NO.18 HAIBIN ROAD, WUSHA, CHANG'AN, DONGGUAN,
GUANGDONG,CHINA
Modulation Type..... : LTE Band 17: QPSK, 16QAM
LTE Band 4: QPSK, 16QAM
Tx Frequency Range..... : LTE Band 17: 704MHz~716MHz
LTE Band 4: 1710MHz~1755MHz
Rx Frequency Range : LTE Band 17: 734MHz~746MHz
LTE Band 4: 2110MHz~2155MHz
Emission Designator 4M52G7D (LTE Band 17, QPSK, BW 5MHz)
4M53W7D (LTE Band 17, 16QAM, BW 5MHz)
9M06G7D (LTE Band 17, QPSK, BW 10MHz)
9M05W7D (LTE Band 17, 16QAM, BW 10MHz)
1M10G7D (LTE Band 4, QPSK, BW 1.4MHz)
1M10W7D (LTE Band 4, 16QAM, BW 1.4MHz)
2M74G7D (LTE Band 4, QPSK, BW 3MHz)
2M74 W7D (LTE Band 4, 16QAM, BW 3MHz)
4M51G7D (LTE Band 4, QPSK, BW 5MHz)
4M51 W7D (LTE Band 4, 16QAM, BW 5MHz)
9M05G7D (LTE Band 4, QPSK, BW 10MHz)
9M06 W7D (LTE Band 4, 16QAM, BW 10MHz)
13M48G7D (LTE Band 4, QPSK, BW 15MHz)
13M48 W7D (LTE Band 4, 16QAM, BW 15MHz)
18M53G7D (LTE Band 4, QPSK, BW 20MHz)
18M50W7D (LTE Band 4, 16QAM, BW 20MHz)
Antenna Type : PIFA Antenna
Power Supply 3.8V DC Power

1.2 Test Standards and Results

The objective of the report is to perform testing according to 47 CFR Part 2 and Part 27 for the EUT FCC ID Certification:

No.	Identity	Document Title
1	47 CFR Part 2	Frequency Allocations and Radio Treaty Matters; General Rules and Regulations
2	47 CFR Part 27	Miscellaneous Wireless Communications Services

Test detailed items/section required by FCC rules and results are as below:

No.	Section	Description	Result
1	2.1046	Transmitter Conducted Output Power	<u>PASS</u>
2	27.50(d)(5)	Occupied Bandwidth	<u>PASS</u>
3	2.1049,27.53(g)	Frequency Stability	<u>PASS</u>
4	2.1055, 27.54	Peak to Average Ratio	<u>PASS</u>
5	2.1051,2.1057,27.53(g)	Conducted Spurious Emissions	<u>PASS</u>
6	2.1051,2.1057 27.53(g)(h)	Band Edge	<u>PASS</u>
7	27.50(d)(4)	Equivalent Isotropic Radiated Power	<u>PASS</u>
8	2.1053,2.1057 27.53(g)	Radiated Spurious Emissions	<u>PASS</u>

1.3 Facilities and Accreditations

1.3.1 Facilities

Shenzhen Morlab Communications Technology Co., Ltd. Morlab Laboratory is a testing organization accredited by China National Accreditation Service for Conformity Assessment (CNAS) according to ISO/IEC 17025. The accreditation certificate number is L3572.

All measurement facilities used to collect the measurement data are located at 3/F, Electronic Testing Building, Shahe Road, Xili, Nanshan District, Shenzhen, 518055 P. R. China. The test site is constructed in conformance with the requirements of TIA/EIA 603.D: 2010, ANSI C63.4: 2009 and CISPR Publication 22: 2010. The FCC registration number is 695796.

1.3.2 Test Environment Conditions

During the measurement, the environmental conditions were within the listed ranges:

Temperature (°C):	15 - 35
Relative Humidity (%):	30 - 60
Atmospheric Pressure (kPa):	86 - 106

2. 47 CFR PART 2, PART 27L REQUIREMENTS

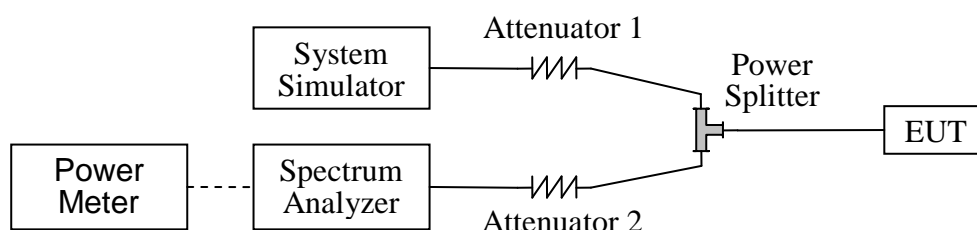
2.1 Transmitter Conducted Output Power

2.1.1 Requirement

According to FCC section 2.1046(a), for transmitters other than single sideband, independent sideband and controlled carrier radiotelephone, power output shall be measured at the RF output terminals when the transmitter is adjusted in accordance with the tune-up procedure to give the values of current and voltage on the circuit elements specified in FCC section 2.1033(c)(8).

2.1.2 Test Description

1. Test Setup:



The EUT, which is powered 5V DC power (USB port), is coupled to the Spectrum Analyzer (SA) and the System Simulator (SS) with Attenuators through the Power Splitter; the RF load attached to the EUT antenna terminal is 50Ohm; the path loss as the factor is calibrated to correct the reading. The EUT is commanded by the SS to operate at the maximum output power. A call is established between the EUT and the SS.

2. Equipments List:

Description	Manufacturer	Model	Serial No.	Cal. Date	Cal. Due
System Simulator	Rohde& Schwarz	CMW500	1201.0002k50 /124534/wk	2013.05	2014.05
Spectrum Analyzer	Rohde& Schwarz	FSL	10246	2013.05	2014.05
Spectrum Analyzer	Agilent	E4445A	MY44200685	2013.05	2014.05
Power Meter	Agilent	E4418B	GB43318055	2013.05	2014.05
Power Meter	Agilent	E4418B	GB43318055	2013.05	2014.05
Power Sensor	Agilent	8482A	MY41091706	2013.05	2014.05
Power Splitter	Weinschel	1506A	NW521	2013.05	2014.05
Attenuator 1	Resnet	20dB	(n.a.)	2013.05	2014.05



Description	Manufacturer	Model	Serial No.	Cal. Date	Cal. Due
Attenuator 2	Resnet	3dB	(n.a.)	2013.05	2014.05

2.1.3 Test Results

LTE BAND 4

Band Width	Channel	Freq.(MHZ)	Modulation	RB Configuration		Average Power (dBm)
				RB Size	RB Offset	
20MHz	L 20050	1720.0	QPSK	1	0	23.42
				1	49	23.67
				1	99	23.86
				50	0	22.86
				50	25	22.99
				50	49	22.90
			16-QAM	100	0	22.78
				1	0	22.73
				1	49	22.95
				1	99	23.00
				50	0	21.90
				50	25	21.96
	M 20175	1732.5	QPSK	50	49	21.89
				100	0	21.76
				1	0	23.49
				1	49	23.74
				1	99	23.73
				50	0	22.86
			16-QAM	50	25	22.89
				50	49	22.91
				100	0	22.77
				1	0	22.62
				1	49	22.92
				1	99	22.87
	H 20300	1745.0	QPSK	50	0	21.90
				50	25	21.89
				50	49	21.94
				100	0	21.89
				1	0	23.70
				1	49	23.72
			16-QAM	1	99	23.18
				50	0	22.89
				50	25	22.91
				50	49	22.94
				100	0	22.85
				1	0	23.22
			16-QAM	1	49	23.03
				1	99	23.15



				50	0	21.94
				50	25	21.99
				50	49	21.94
				100	0	21.87

LTE BAND 4 (Continue)

Band Width	Channel	Freq.(MHZ)	Modulation	RB Configuration		Average Power (dBm)
				RB Size	RB Offset	
15MHz	L 20025	1717.5	QPSK	1	0	23.04
				1	37	23.57
				1	74	23.73
				36	0	22.89
				36	18	22.96
				36	35	22.92
				75	0	22.79
			16-QAM	1	0	22.93
				1	37	22.96
				1	74	23.08
				36	0	22.09
				36	18	21.96
				36	35	21.98
				75	0	21.80
	M 20175	1732.5	QPSK	1	0	23.13
				1	37	23.66
				1	74	23.67
				36	0	21.96
				36	18	21.94
				36	35	21.91
				75	0	22.78
			16-QAM	1	0	22.72
				1	37	22.70
				1	74	22.73
				36	0	21.86
				36	18	21.89
				36	35	21.97
				75	0	21.74
	H 20325	1747.5	QPSK	1	0	23.59
				1	37	23.62
1				74	23.56	
36				0	22.64	
36				18	22.72	
36				35	22.76	
75				0	22.93	
16-QAM			1	0	23.01	
			1	37	22.98	
			1	74	22.90	



				36	0	21.99
				36	18	21.93
				36	35	21.88
				75	0	21.85

LTE BAND 4 (Continue)

Band Width	Channel	Freq.(MHZ)	Modulation	RB Configuration		Average Power (dBm)
				RB Size	RB Offset	
10MHz	L 20000	1715.0	QPSK	1	0	23.64
				1	24	23.78
				1	49	23.77
				25	0	22.89
				25	12	22.90
				25	24	22.87
				50	0	22.92
			16-QAM	1	0	23.15
				1	24	23.13
				1	49	23.17
				25	0	22.08
				25	12	22.12
				25	24	22.13
				50	0	21.94
	M 20175	1732.5	QPSK	1	0	24.07
				1	24	24.02
				1	49	23.90
				25	0	23.03
				25	12	23.08
				25	24	23.06
				50	0	22.98
			16-QAM	1	0	23.36
				1	24	23.17
				1	49	23.21
				25	0	22.18
				25	12	22.11
				25	24	22.04
				50	0	22.01
	H 20350	1750.0	QPSK	1	0	23.72
				1	24	23.69
1				49	23.73	
25				0	22.68	
25				12	22.80	
25				24	22.71	
50				0	22.90	
16-QAM			1	0	22.77	
			1	24	22.75	
			1	49	22.75	



				25	0	21.82
				25	12	21.83
				25	24	21.92
				50	0	22.11

LTE BAND 4 (Continue)

Band Width	Channel	Freq.(MHZ)	Modulation	RB Configuration		Average Power (dBm)
				RB Size	RB Offset	
5MHz	L 19975	1712.5	QPSK	1	0	23.79
				1	12	23.89
				1	24	23.91
				12	0	22.89
				12	6	22.82
				12	11	22.87
				25	0	22.84
			16-QAM	1	0	22.86
				1	12	22.90
				1	24	22.95
				12	0	21.87
				12	6	21.88
				12	11	21.83
				25	0	21.82
	M 20175	1732.5	QPSK	1	0	23.74
				1	12	23.79
				1	24	23.76
				12	0	22.77
				12	6	22.80
				12	11	22.87
				25	0	22.91
			16-QAM	1	0	22.84
				1	12	22.83
				1	24	22.87
				12	0	21.90
				12	6	21.92
				12	11	21.87
				25	0	22.01
	H 20375	1752.5	QPSK	1	0	23.93
				1	12	23.91
1				24	23.88	
12				0	22.87	
12				6	22.91	
12				11	22.88	
25				0	22.92	
16-QAM			1	0	23.45	
			1	12	23.41	
			1	24	23.33	



				12	0	22.12
				12	6	22.18
				12	11	22.09
				25	0	21.92

LTE BAND 4 (Continue)

Band Width	Channel	Freq.(MHZ)	Modulation	RB Configuration		Average Power (dBm)		
				RB Size	RB Offset			
3MHz	L 19965	1711.5	QPSK	1	0	23.84		
				1	7	23.80		
				1	14	23.87		
				8	0	22.80		
				8	4	22.78		
				8	7	22.81		
			15	0	22.82			
			16-QAM	1	0	23.13		
				1	7	23.11		
				1	14	23.15		
				8	0	22.01		
				8	4	21.89		
				8	7	21.92		
			M 20175	1732.5	QPSK	1	0	23.82
						1	7	23.80
	1	14				23.79		
	8	0				22.89		
	8	4				22.91		
	8	7				22.89		
	15	0			22.97			
	16-QAM	1			0	22.87		
		1			7	22.89		
		1			14	22.88		
		8			0	22.01		
		8			4	21.89		
		8			7	21.92		
	H 20384	1753.4			QPSK	1	0	23.91
						1	7	23.89
			1	14		23.80		
			8	0		22.79		
8			4	22.81				
8			7	22.82				
15			0	22.80				
16-QAM			1	0	23.15			
			1	7	23.11			
			1	14	23.13			



				3	0	21.82
				3	1	21.80
				3	2	21.79
				6	0	21.80

LTE BAND 17

Band Width	Channel	Freq.(MHZ)	Modulation	RB Configuration		Average Power (dBm)
				RB Size	RB Offset	
10MHz	L 23780	709.0	QPSK	1	0	22.86
				1	24	22.98
				1	49	23.17
				25	0	22.01
				25	12	22.03
				25	24	22.02
				50	0	22.10
			16-QAM	1	0	21.88
				1	24	22.07
				1	49	22.20
				25	0	20.95
				25	12	20.94
				25	24	20.93
				50	0	21.06
	M 23790	710.0	QPSK	1	0	22.82
				1	24	22.93
				1	49	23.02
				25	0	21.95
				25	12	21.96
				25	24	21.98
				50	0	22.25
			16-QAM	1	0	22.21
				1	24	22.10
				1	49	22.47
				25	0	21.01
				25	12	21.05
				25	24	21.03
				50	0	21.10
	H 23800	711.0	QPSK	1	0	22.78
				1	24	22.90
1				49	23.00	
25				0	22.08	
25				12	22.04	
25				24	22.11	
50				0	22.18	
16-QAM			1	0	22.16	
			1	24	22.08	
			1	49	22.40	



				25	0	21.13
				25	12	21.10
				25	24	23.17
				50	0	21.14

LTE BAND 17 (Continue)

Band Width	Channel	Freq.(MHZ)	Modulation	RB Configuration		Average Power (dBm)
				RB Size	RB Offset	
5MHz	L 23755	706.5	QPSK	1	0	22.88
				1	12	22.79
				1	24	22.85
				12	0	21.89
				12	6	21.92
				12	11	21.90
				25	0	21.93
			16-QAM	1	0	21.93
				1	12	21.94
				1	24	21.87
				12	0	20.88
				12	6	20.93
				12	11	20.88
				25	0	20.79
	M 23790	710.0	QPSK	1	0	22.77
				1	12	23.05
				1	24	23.14
				12	0	22.02
				12	6	22.04
				12	11	22.03
				25	0	22.10
			16-QAM	1	0	21.80
				1	12	21.96
				1	24	22.23
				12	0	21.12
				12	6	21.10
				12	11	21.15
				25	0	21.14
	H 23825	713.5	QPSK	1	0	22.63
				1	12	22.55
1				24	22.57	
12				0	21.26	
12				6	21.22	
12				11	21.27	
25				0	21.20	
16-QAM			1	0	22.96	
			1	12	23.03	
			1	24	23.11	



Report No.: SZ14040088W02

				12	0	22.17
				12	6	22.14
				12	11	22.15
				25	0	22.28

2.2 Occupied Bandwidth

2.2.1 Definition

According to FCC section 2.1049 and 27.53(g), the occupied bandwidth is the frequency bandwidth such that, below its lower and above its upper frequency limits, the mean powers radiated are each equal to 0.5 percent of the total mean power radiated by a given emission.

Occupied bandwidth is also known as the 99% emission bandwidth.

2.2.2 Test Description

See section 2.1.2 of this report.

2.2.3 Test Results

LTE Band 17

Low channel:

Channel Bandwidth: 5MHz				Channel Bandwidth: 10MHz			
Channel	Frequency (MHz)	99% Bandwidth (MHz)		Channel	Frequency (MHz)	99% Bandwidth(MHz)	
		QPSK	16QAM			QPSK	16QAM
23755	706.5	4.5229	4.5280	23780	709	9.0639	9.0448
Channel Bandwidth: 5MHz				Channel Bandwidth: 10MHz			
Channel	Frequency (MHz)	26dB Bandwidth (MHz)		Channel	Frequency (MHz)	26dB Bandwidth(MHz)	
		QPSK	16QAM			QPSK	16QAM
23755	706.5	5.031	5.011	23780	709	9.883	9.962

Middle channel:

Channel Bandwidth: 5MHz				Channel Bandwidth: 10MHz			
Channel	Frequency (MHz)	99% Bandwidth (MHz)		Channel	Frequency (MHz)	99% Bandwidth(MHz)	
		QPSK	16QAM			QPSK	16QAM
23790	710.0	4.5169	4.5102	23790	710.0	9.0271	9.0031
Channel Bandwidth: 5MHz				Channel Bandwidth: 10MHz			
Channel	Frequency (MHz)	26dB Bandwidth (MHz)		Channel	Frequency (MHz)	26dB Bandwidth(MHz)	
		QPSK	16QAM			QPSK	16QAM
23790	710.0	4.971	5.002	23790	710.0	9.986	9.916



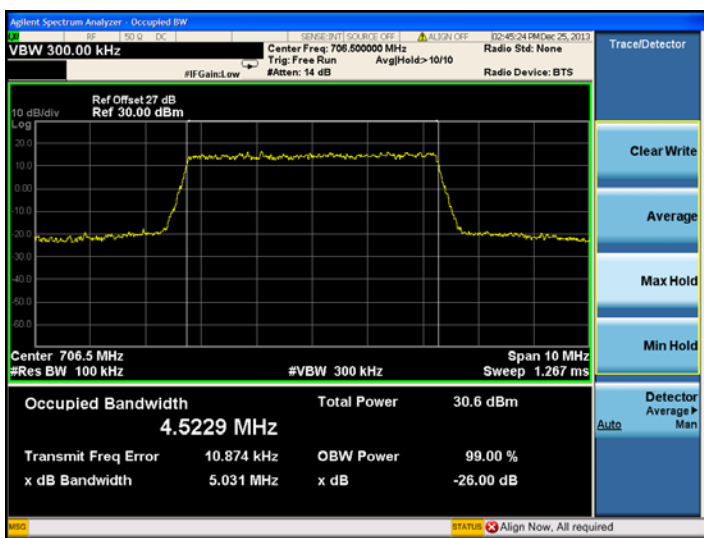
High channel:

Channel Bandwidth: 5MHz				Channel Bandwidth: 10MHz			
Channel	Frequency (MHz)	99% Bandwidth (MHz)		Channel	Frequency (MHz)	99% Bandwidth(MHz)	
		QPSK	16QAM			QPSK	16QAM
23825	713.5	4.5128	4.5172	23800	711	8.9936	8.9983
Channel Bandwidth: 5MHz				Channel Bandwidth: 10MHz			
Channel	Frequency (MHz)	26dB Bandwidth (MHz)		Channel	Frequency (MHz)	26dB Bandwidth(MHz)	
		QPSK	16QAM			QPSK	16QAM
23825	713.5	5.021	4.983	23800	711	9.928	9.954

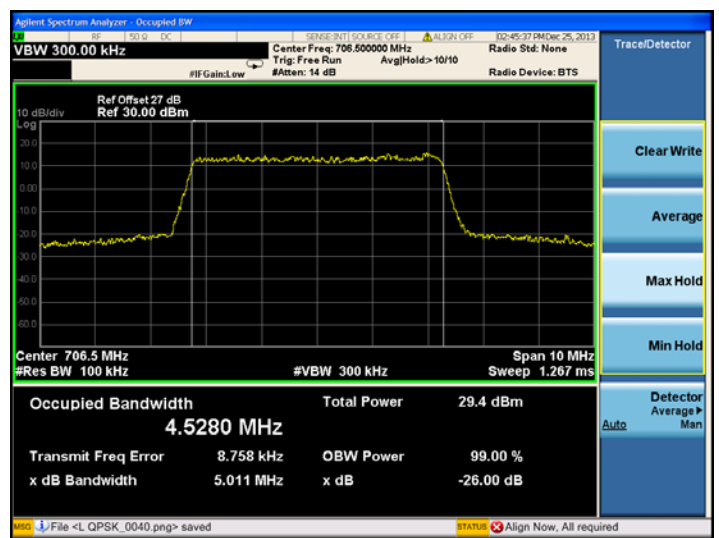
Low channel:

Spectrum Plot of Worst Value

5MHz/QPSK

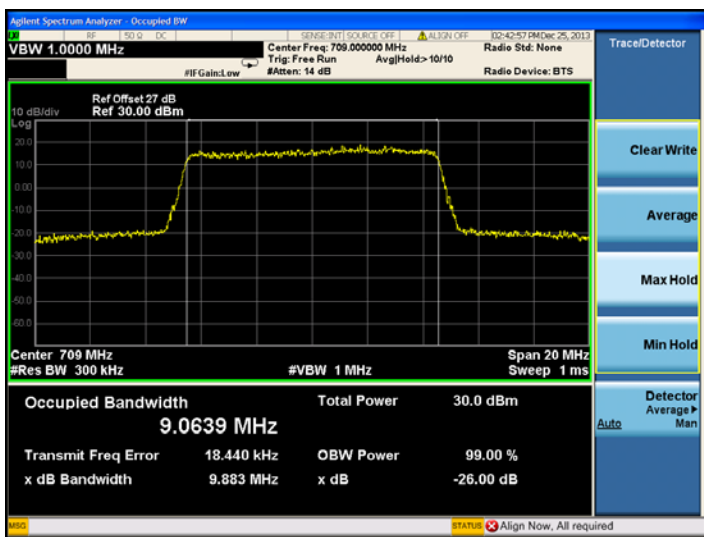


5MHz/16QAM

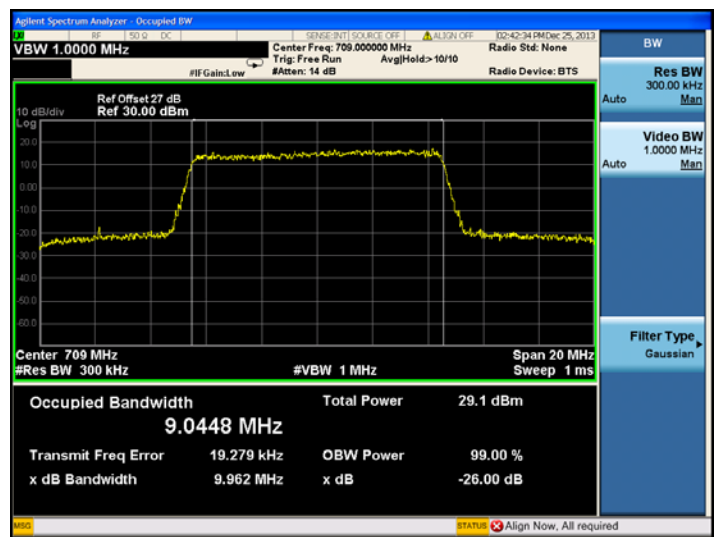


Spectrum Plot of Worst Value

10MHz/QPSK



10MHz/16QAM

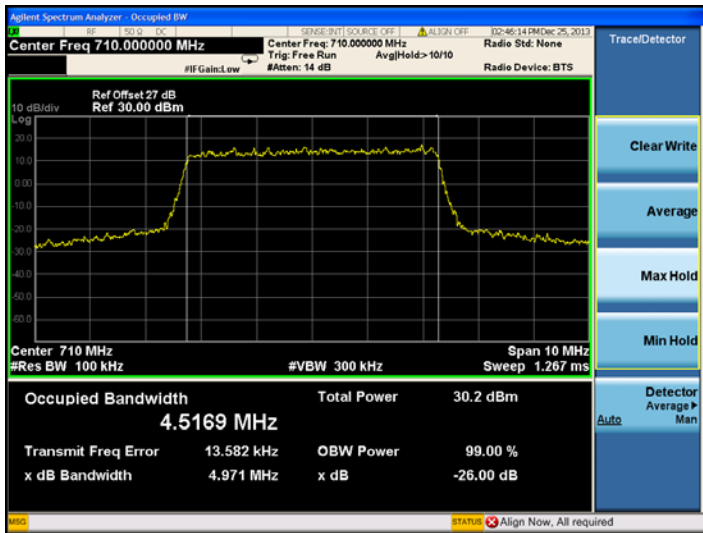




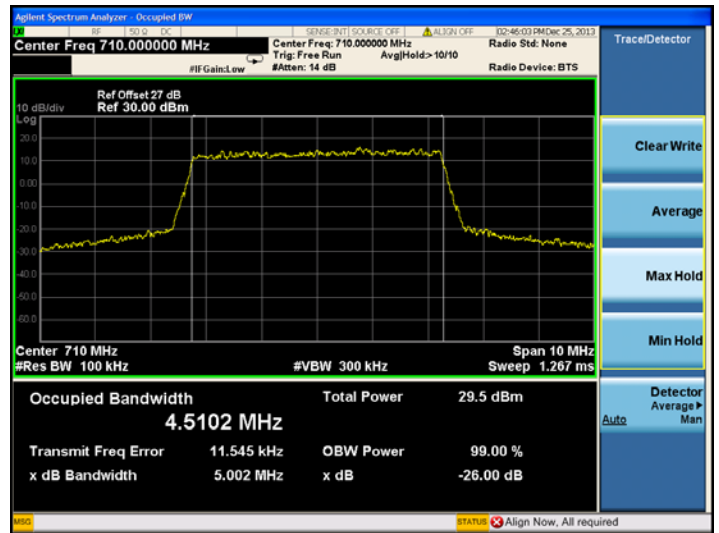
Middle channel:

Spectrum Plot of Worst Value

5MHz/QPSK

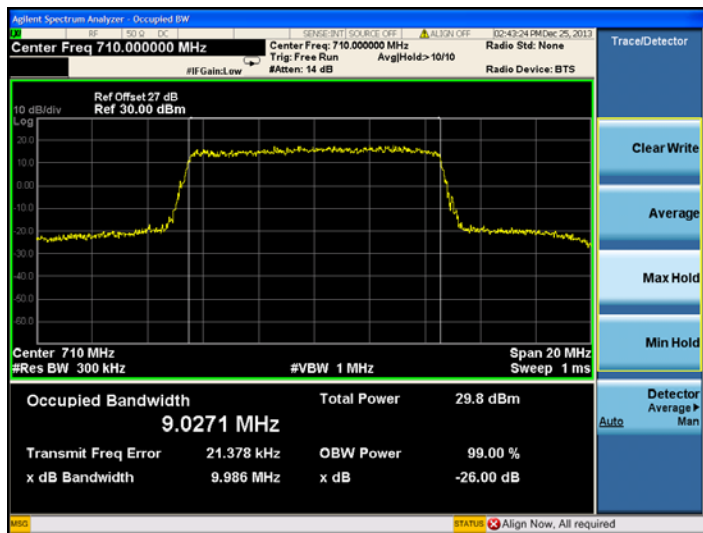


5MHz/16QAM

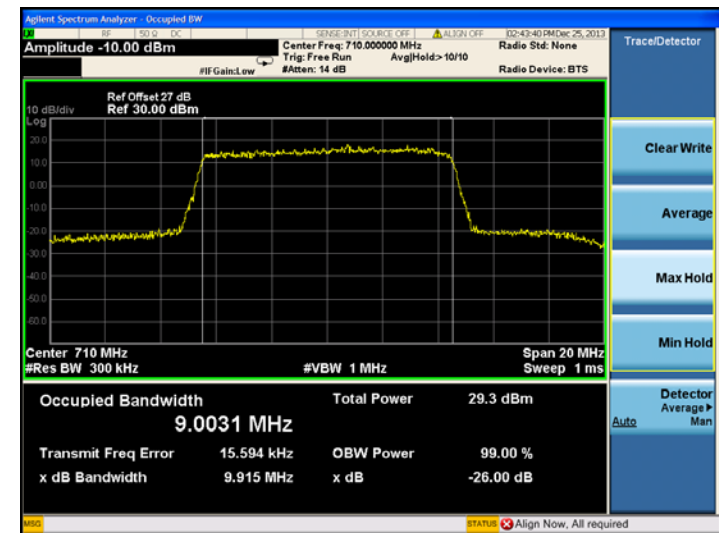


Spectrum Plot of Worst Value

10MHz/QPSK



10MHz/16QAM

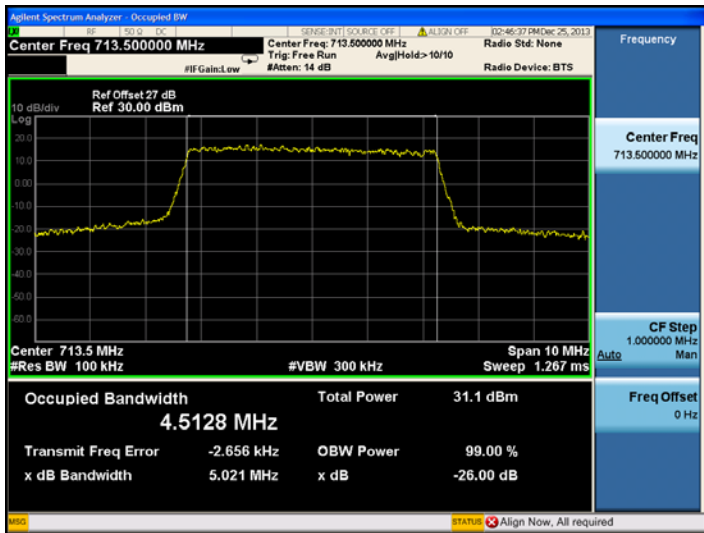




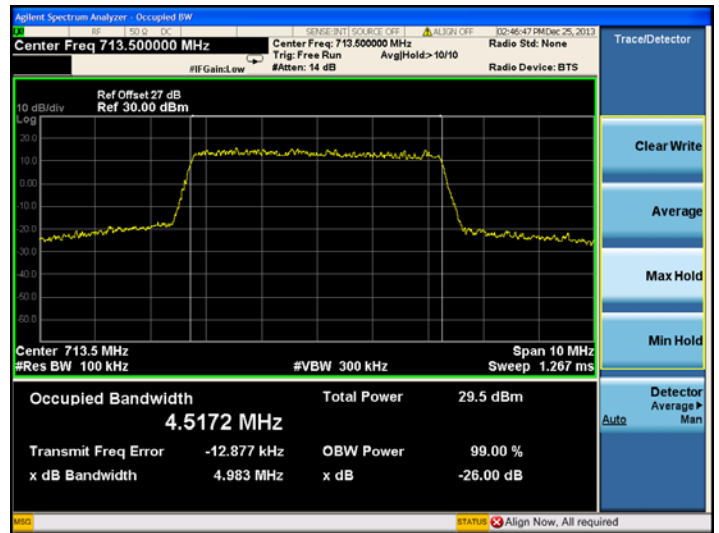
High channel:

Spectrum Plot of Worst Value

5MHz/QPSK



5MHz/16QAM

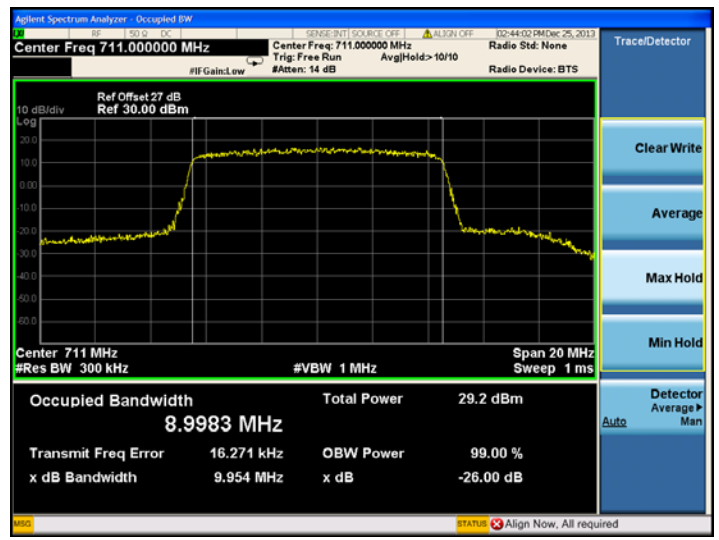


Spectrum Plot of Worst Value

10MHz/QPSK



10MHz/16QAM





LTE Band 4

Low channel:

Channel Bandwidth: 1.4MHz				Channel Bandwidth: 3MHz			
Channel	Frequency (MHz)	99% Bandwidth (MHz)		Channel	Frequency (MHz)	99% Bandwidth(MHz)	
		QPSK	16QAM			QPSK	16QAM
19957	1710.7	1.0997	1.0932	19965	1711.5	2.7351	2.7345

Channel Bandwidth: 1.4MHz				Channel Bandwidth: 3MHz			
Channel	Frequency (MHz)	26dB Bandwidth (MHz)		Channel	Frequency (MHz)	26dB Bandwidth(MHz)	
		QPSK	16QAM			QPSK	16QAM
19957	1710.7	1.297	1.281	19965	1711.5	3.051	3.038

Channel Bandwidth: 5MHz				Channel Bandwidth: 10MHz			
Channel	Frequency (MHz)	99% Bandwidth (MHz)		Channel	Frequency (MHz)	99% Bandwidth(MHz)	
		QPSK	16QAM			QPSK	16QAM
19975	1712.5	4.5012	4.5141	20000	1715.0	9.0504	9.0499

Channel Bandwidth: 5MHz				Channel Bandwidth: 10MHz			
Channel	Frequency (MHz)	26dB Bandwidth (MHz)		Channel	Frequency (MHz)	26dB Bandwidth(MHz)	
		QPSK	16QAM			QPSK	16QAM
19975	1712.5	5.015	5.006	20000	1715.0	10.04	9.884

Channel Bandwidth: 15MHz				Channel Bandwidth: 20MHz			
Channel	Frequency (MHz)	99% Bandwidth (MHz)		Channel	Frequency (MHz)	99% Bandwidth(MHz)	
		QPSK	16QAM			QPSK	16QAM
20025	1717.5	13.417	13.453	20050	1720.0	18.453	18.338

Channel Bandwidth: 15MHz				Channel Bandwidth: 20MHz			
Channel	Frequency (MHz)	26dB Bandwidth (MHz)		Channel	Frequency (MHz)	26dB Bandwidth(MHz)	
		QPSK	16QAM			QPSK	16QAM
20025	1717.5	14.67	14.65	20050	1720.0	20.36	20.30



Middle channel:

Channel Bandwidth: 1.4MHz				Channel Bandwidth: 3MHz			
Channel	Frequency (MHz)	99% Bandwidth (MHz)		Channel	Frequency (MHz)	99% Bandwidth(MHz)	
		QPSK	16QAM			QPSK	16QAM
20175	1732.5	1.0933	1.0995	20175	1732.5	2.7394	2.7437

Channel Bandwidth: 1.4MHz				Channel Bandwidth: 3MHz			
Channel	Frequency (MHz)	26dB Bandwidth (MHz)		Channel	Frequency (MHz)	26dB Bandwidth(MHz)	
		QPSK	16QAM			QPSK	16QAM
20175	1732.5	1.284	1.281	20175	1732.5	3.045	3.034

Channel Bandwidth: 5MHz				Channel Bandwidth: 10MHz			
Channel	Frequency (MHz)	99% Bandwidth (MHz)		Channel	Frequency (MHz)	99% Bandwidth(MHz)	
		QPSK	16QAM			QPSK	16QAM
20175	1732.5	4.5084	4.5031	20175	1732.5	9.0324	9.0560

Channel Bandwidth: 5MHz				Channel Bandwidth: 10MHz			
Channel	Frequency (MHz)	26dB Bandwidth (MHz)		Channel	Frequency (MHz)	26dB Bandwidth(MHz)	
		QPSK	16QAM			QPSK	16QAM
20175	1732.5	4.980	4.968	20175	1732.5	9.888	10.04

Channel Bandwidth: 15MHz				Channel Bandwidth: 20MHz			
Channel	Frequency (MHz)	99% Bandwidth (MHz)		Channel	Frequency (MHz)	99% Bandwidth(MHz)	
		QPSK	16QAM			QPSK	16QAM
20175	1732.5	13.450	13.476	20175	1732.5	18.443	18.451

Channel Bandwidth: 15MHz				Channel Bandwidth: 20MHz			
Channel	Frequency (MHz)	26dB Bandwidth (MHz)		Channel	Frequency (MHz)	26dB Bandwidth(MHz)	
		QPSK	16QAM			QPSK	16QAM
20175	1732.5	14.71	14.60	20175	1732.5	20.38	20.38



High channel:

Channel Bandwidth: 1.4MHz				Channel Bandwidth: 3MHz			
Channel	Frequency (MHz)	99% Bandwidth (MHz)		Channel	Frequency (MHz)	99% Bandwidth(MHz)	
		QPSK	16QAM			QPSK	16QAM
20392	1754.2	1.0952	1.0861	20384	1753.4	2.7373	2.7291

Channel Bandwidth: 1.4MHz				Channel Bandwidth: 3MHz			
Channel	Frequency (MHz)	26dB Bandwidth (MHz)		Channel	Frequency (MHz)	26dB Bandwidth(MHz)	
		QPSK	16QAM			QPSK	16QAM
20392	1754.2	1.293	1.275	20384	1753.4	3.038	3.049

Channel Bandwidth: 5MHz				Channel Bandwidth: 10MHz			
Channel	Frequency (MHz)	99% Bandwidth (MHz)		Channel	Frequency (MHz)	99% Bandwidth(MHz)	
		QPSK	16QAM			QPSK	16QAM
20375	1752.5	4.5036	4.5094	20350	1750.0	9.0366	9.0278

Channel Bandwidth: 5MHz				Channel Bandwidth: 10MHz			
Channel	Frequency (MHz)	26dB Bandwidth (MHz)		Channel	Frequency (MHz)	26dB Bandwidth(MHz)	
		QPSK	16QAM			QPSK	16QAM
20375	1752.5	4.990	4.943	20350	1750.0	10.06	9.986

Channel Bandwidth: 15MHz				Channel Bandwidth: 20MHz			
Channel	Frequency (MHz)	99% Bandwidth (MHz)		Channel	Frequency (MHz)	99% Bandwidth(MHz)	
		QPSK	16QAM			QPSK	16QAM
20325	1747.5	13.479	13.462	20300	1745.0	18.531	18.502

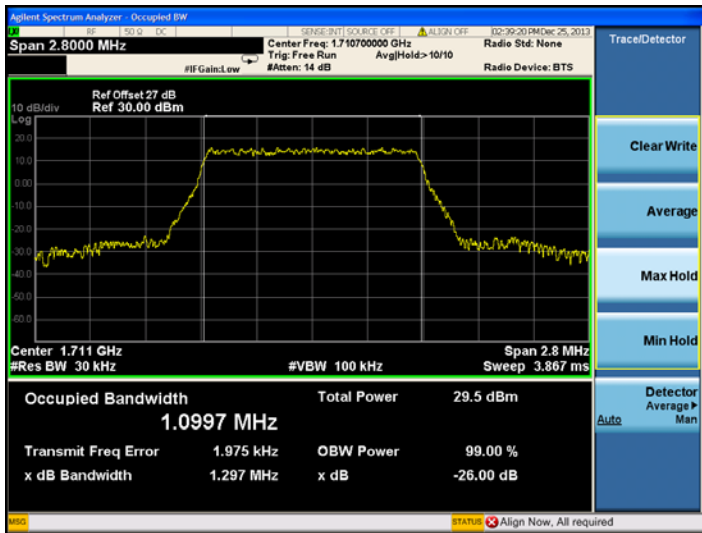
Channel Bandwidth: 15MHz				Channel Bandwidth: 20MHz			
Channel	Frequency (MHz)	26dB Bandwidth (MHz)		Channel	Frequency (MHz)	26dB Bandwidth(MHz)	
		QPSK	16QAM			QPSK	16QAM
20325	1747.5	14.65	14.69	20300	1745.0	20.28	20.33



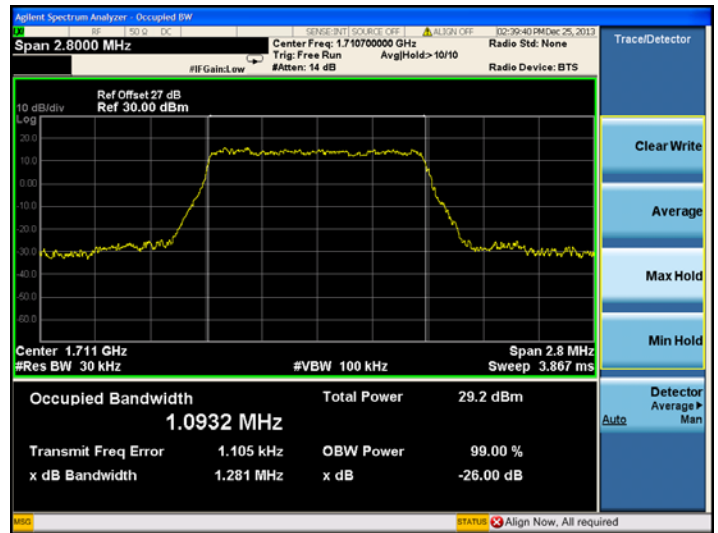
Low channel:

Spectrum Plot of Worst Value

1.4MHz/QPSK

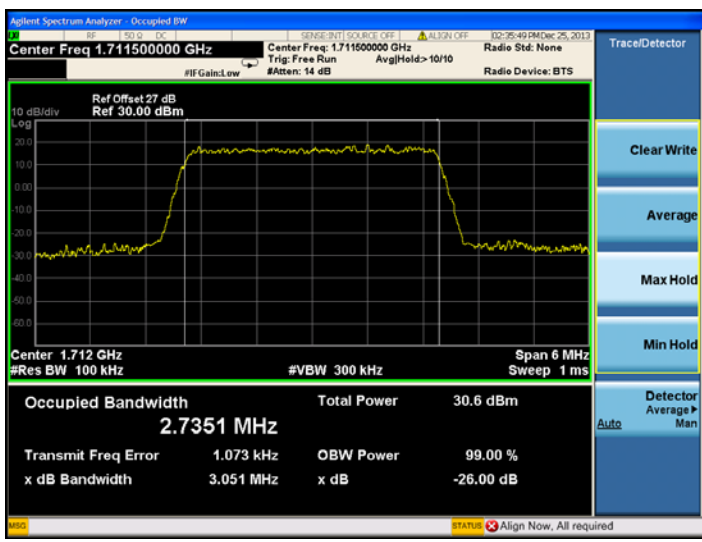


1.4MHz/16QAM

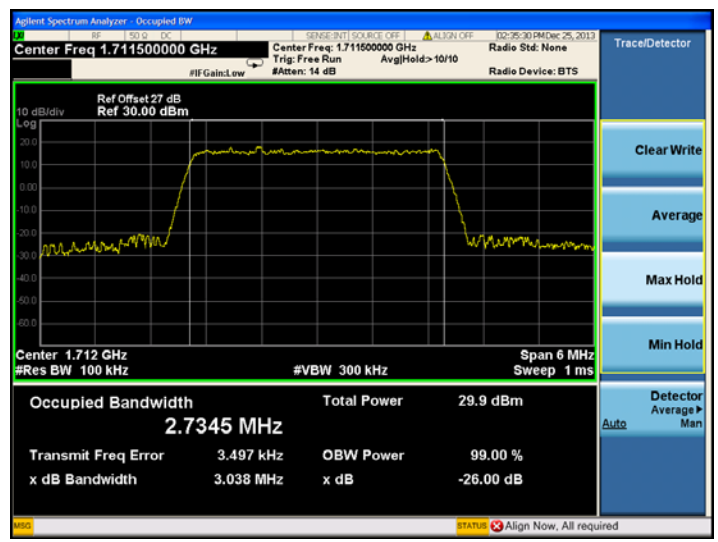


Spectrum Plot of Worst Value

3MHz/QPSK



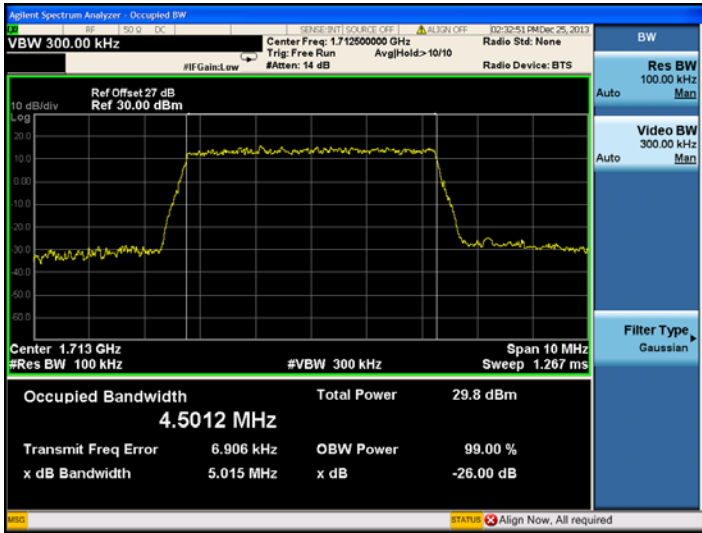
3MHz/16QAM



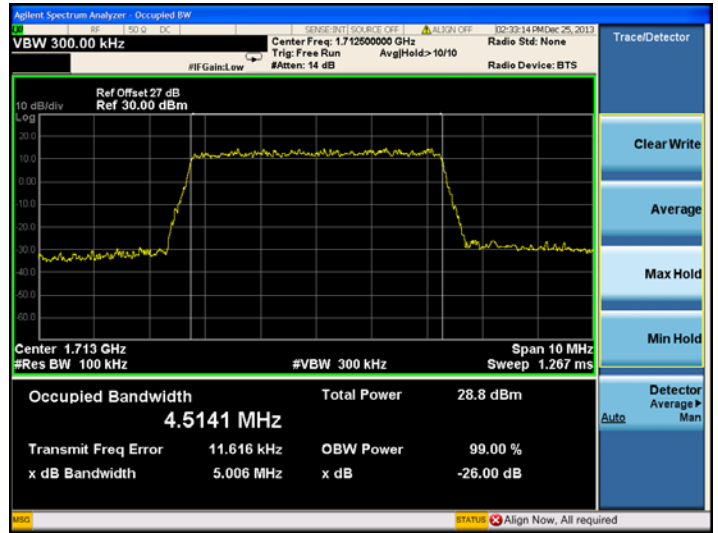


Spectrum Plot of Worst Value

5MHz/QPSK

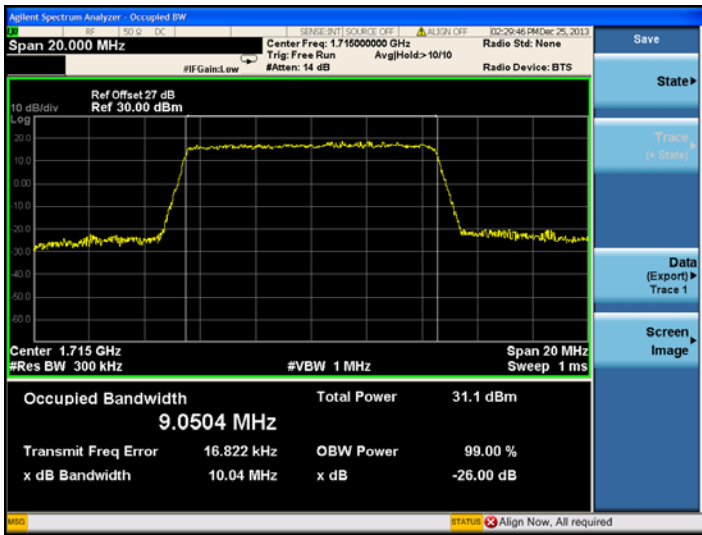


5MHz/16QAM

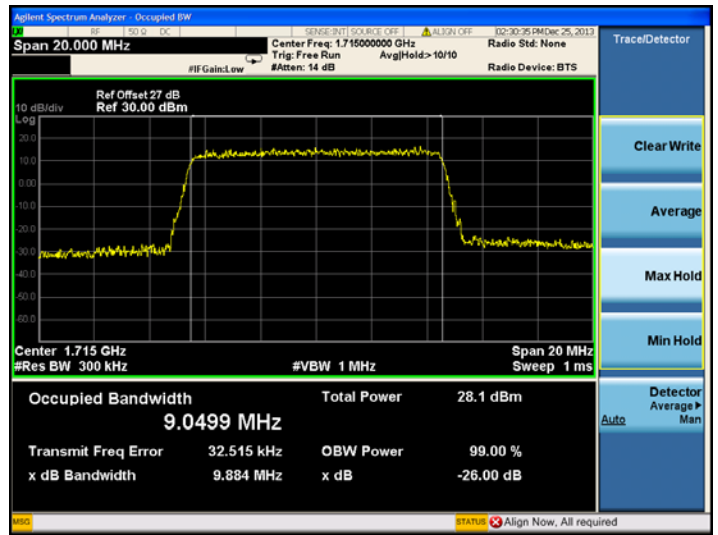


Spectrum Plot of Worst Value

10MHz/QPSK



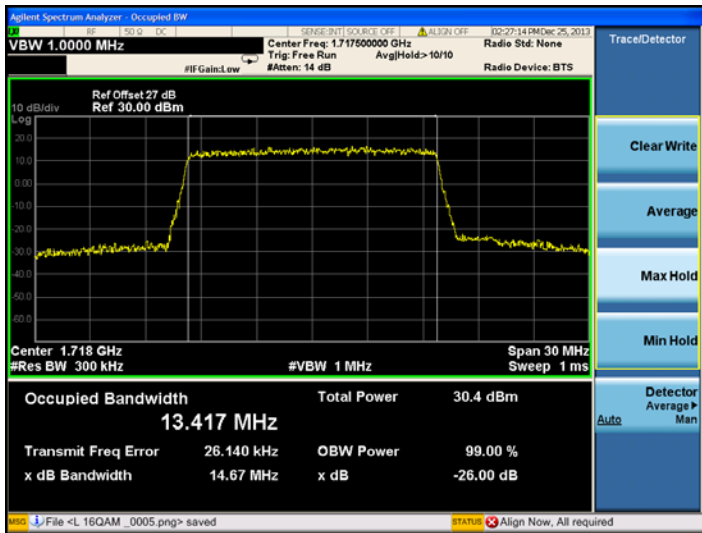
10MHz/16QAM



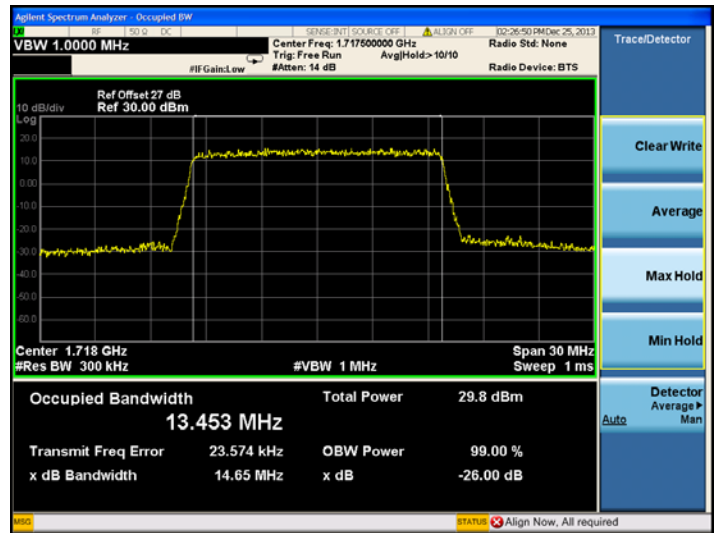


Spectrum Plot of Worst Value

15MHz/QPSK

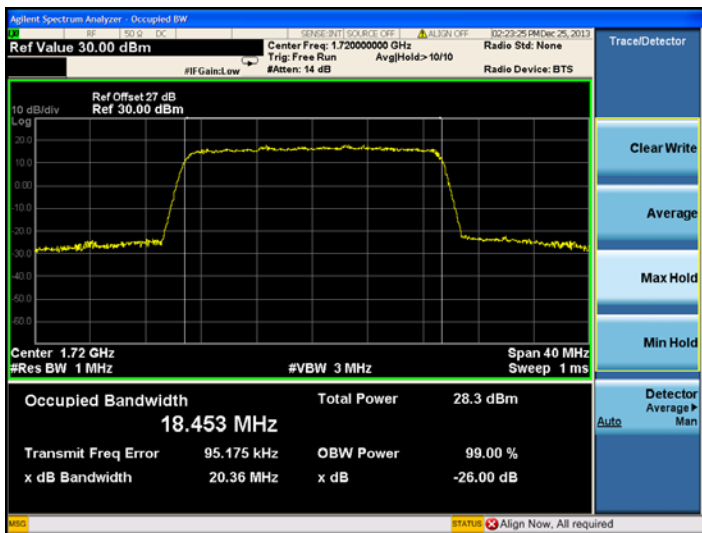


15MHz/16QAM

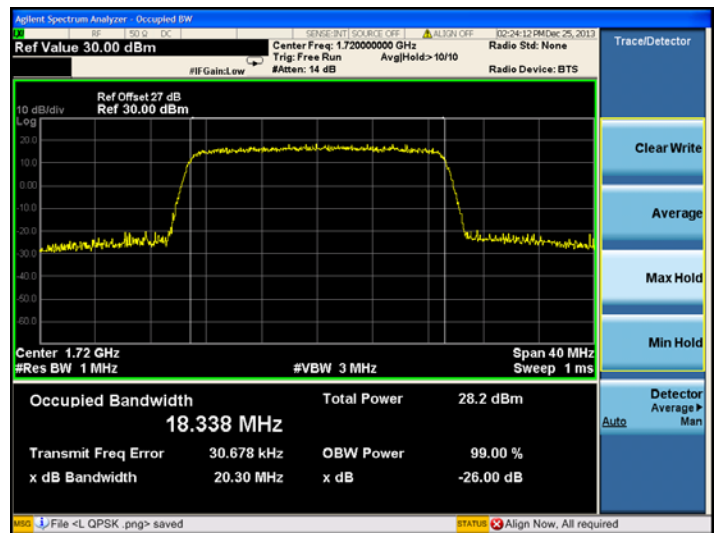


Spectrum Plot of Worst Value

20MHz/QPSK



20MHz/16QAM

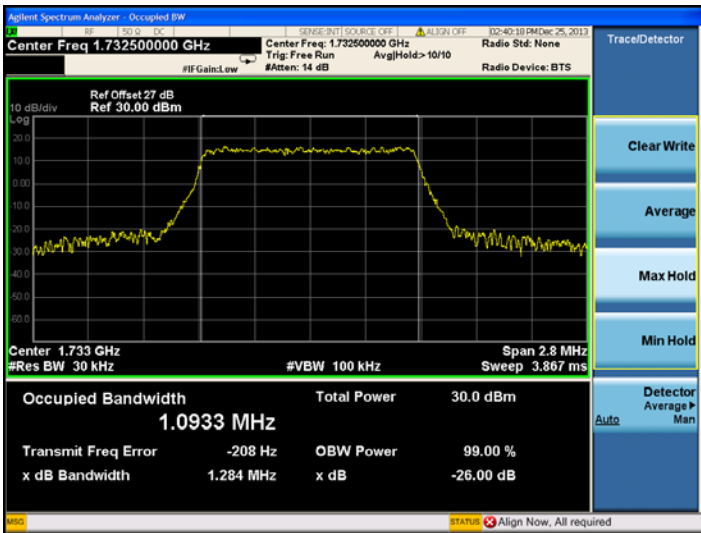




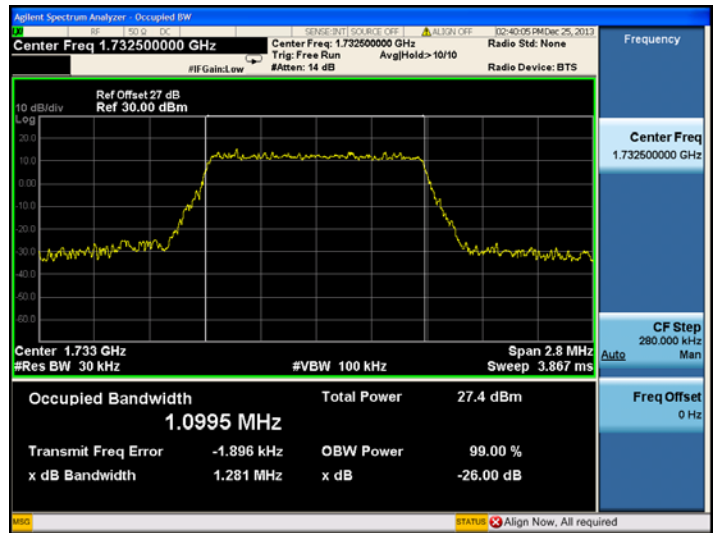
Middle channel:

Spectrum Plot of Worst Value

1.4MHz/QPSK

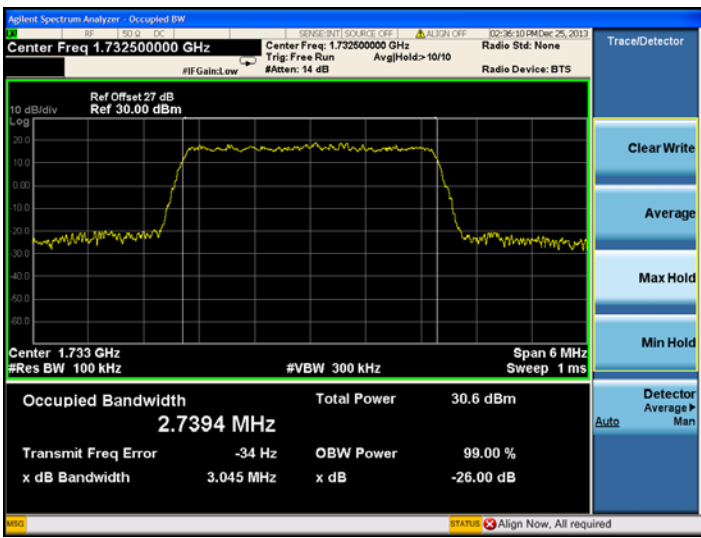


1.4MHz/16QAM

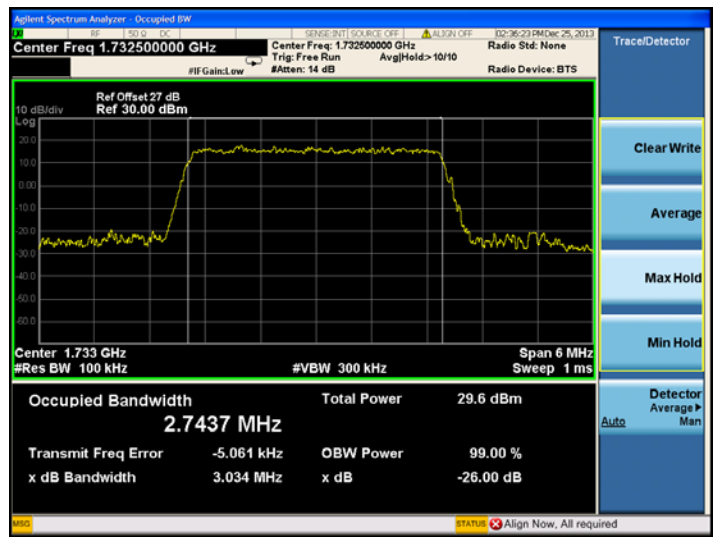


Spectrum Plot of Worst Value

3MHz/QPSK



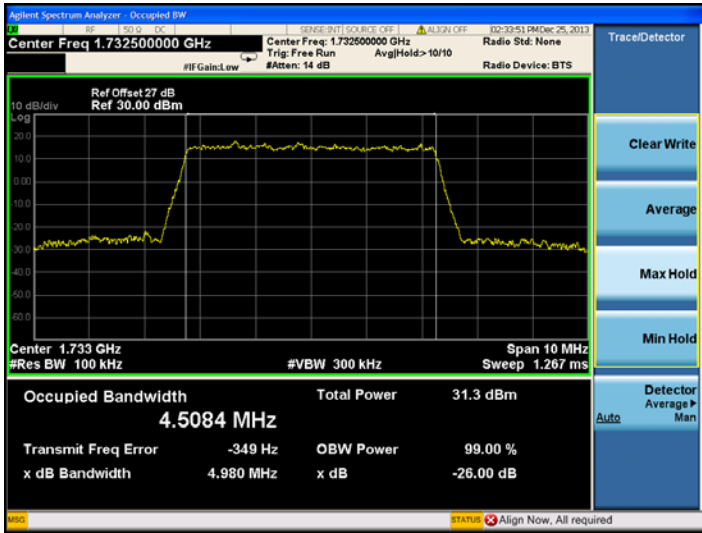
3MHz/16QAM



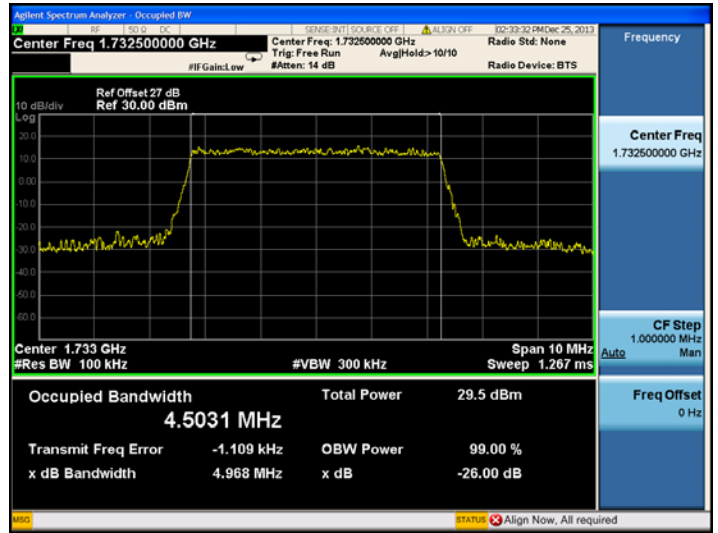


Spectrum Plot of Worst Value

5MHz/QPSK

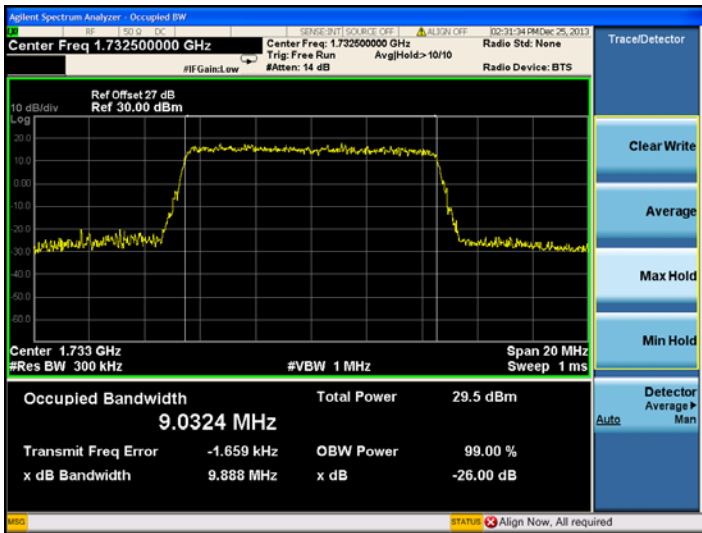


5MHz/16QAM

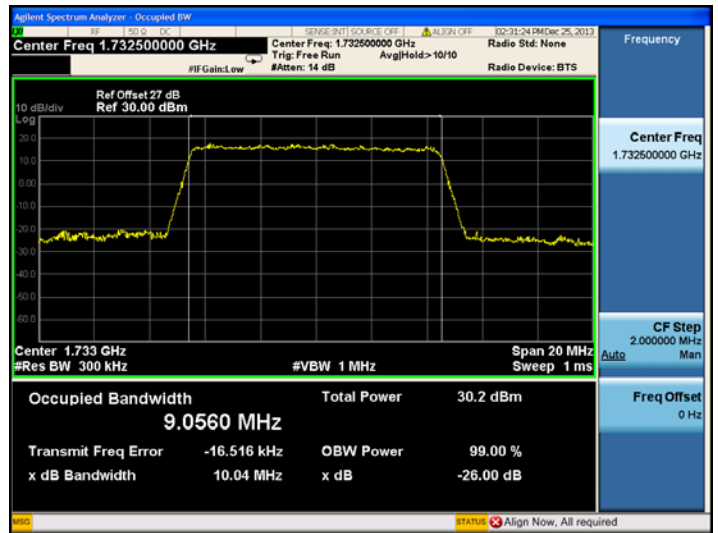


Spectrum Plot of Worst Value

10MHz/QPSK



10MHz/16QAM

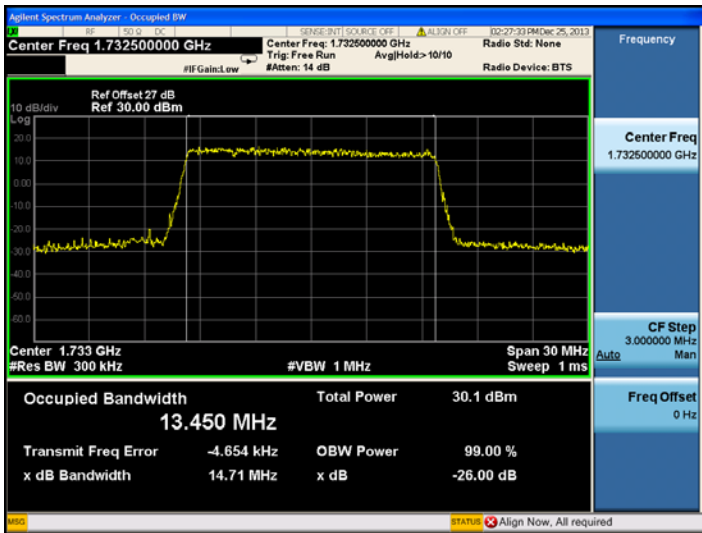




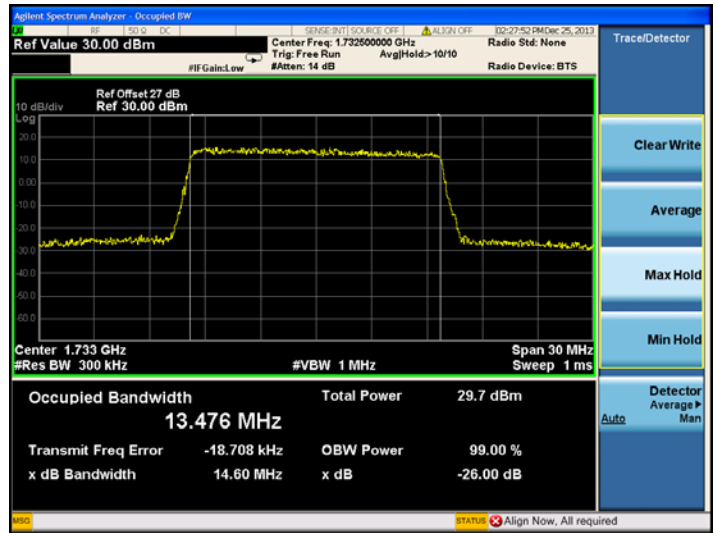
Spectrum Plot of Worst Value

15MHz/QPSK

7

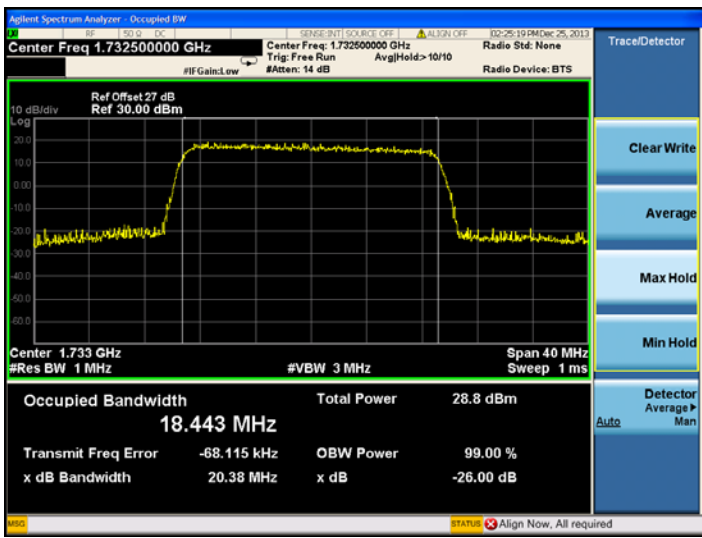


15MHz/16QAM

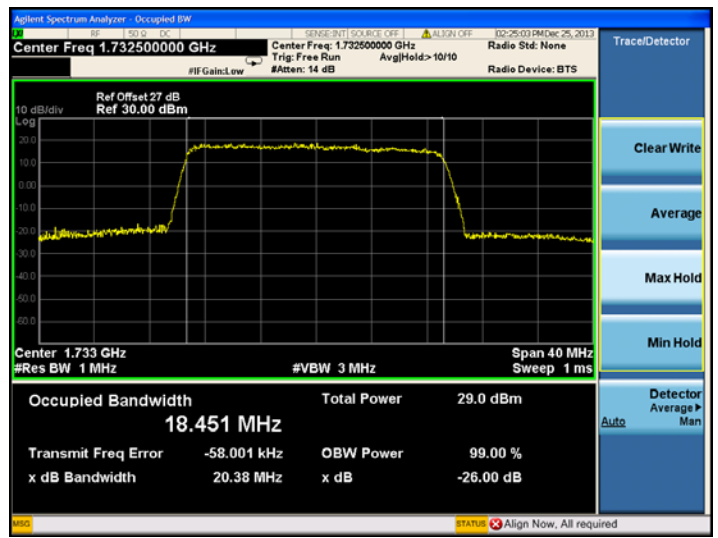


Spectrum Plot of Worst Value

20MHz/QPSK



20MHz/16QAM

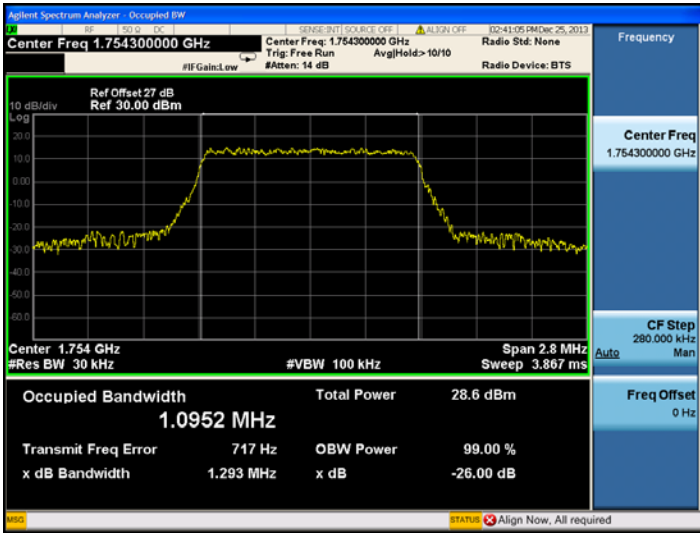




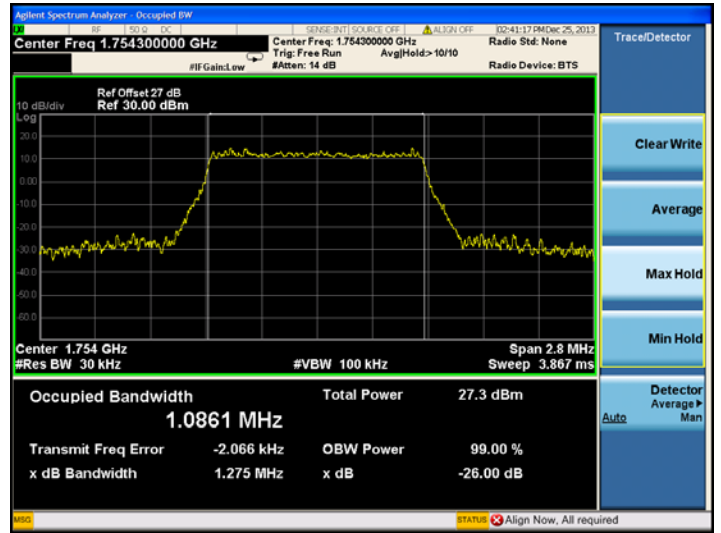
High channel:

Spectrum Plot of Worst Value

1.4MHz/QPSK

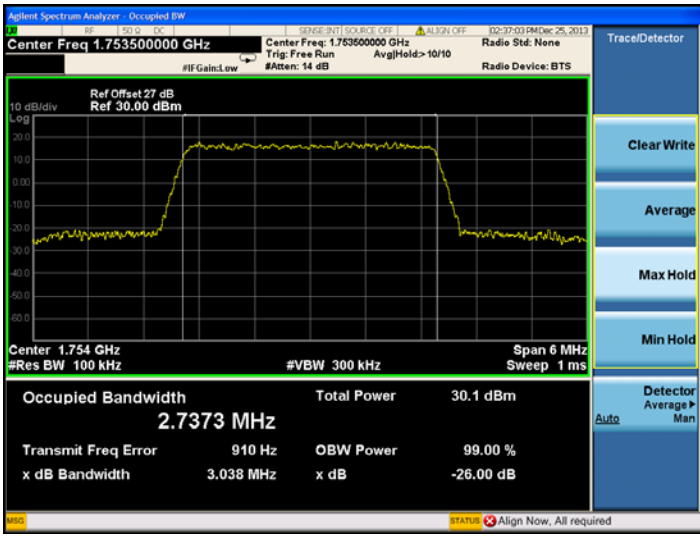


1.4MHz/16QAM

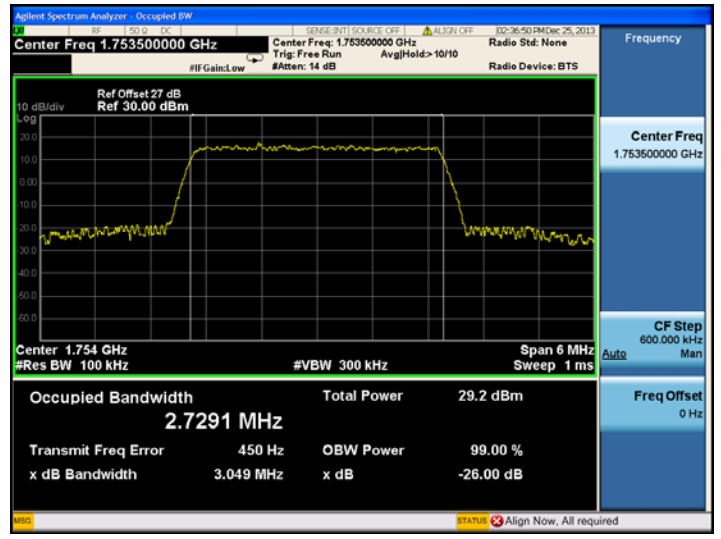


Spectrum Plot of Worst Value

3MHz/QPSK



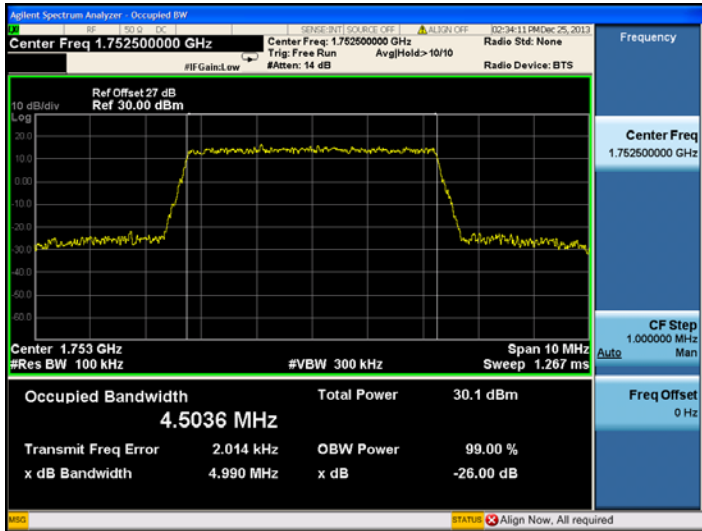
3MHz/16QAM



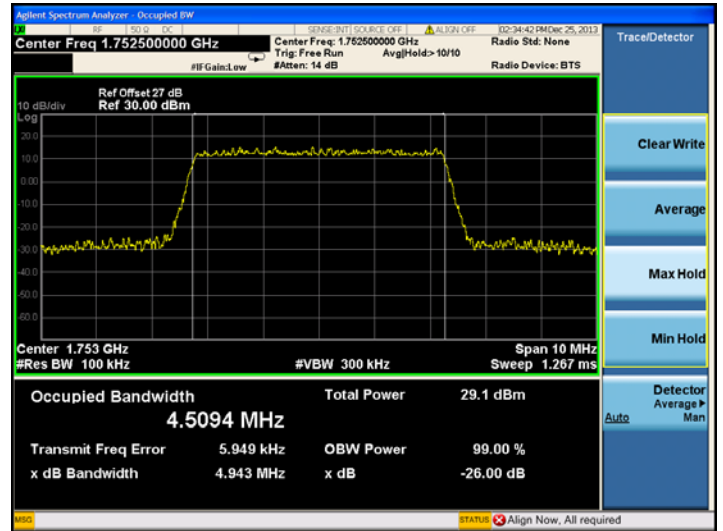


Spectrum Plot of Worst Value

5MHz/QPSK

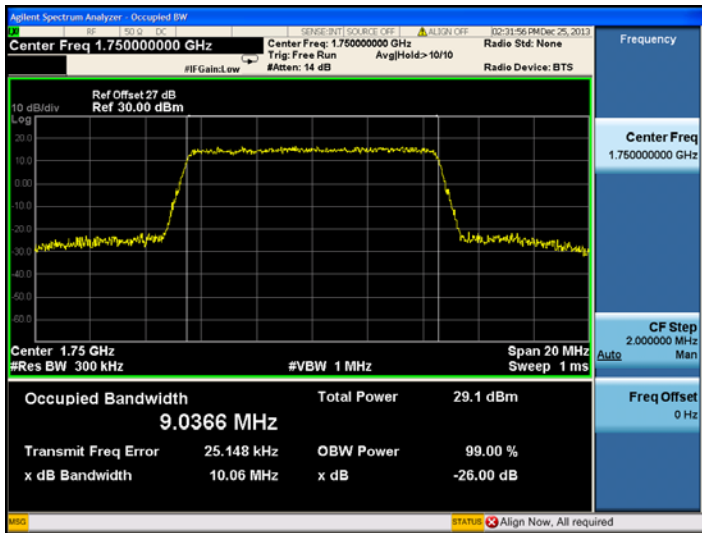


5MHz/16QAM



Spectrum Plot of Worst Value

10MHz/QPSK



10MHz/16QAM

