Mode	23	
	Band Edge	
	2400-2483.5_Bluetooth-LE_CH01_2404MHz+LTE B13 Link CO_TX	
ANT	8	
Pol.	Horizontal	Fundamental
Peak	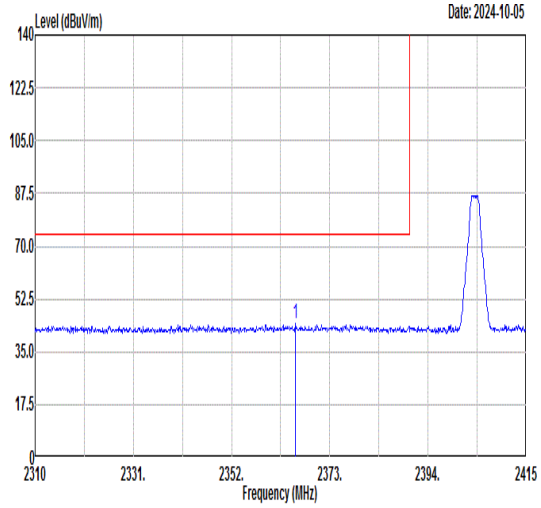 Freq Level Limit Line Margin (dB) Read Level Ant Factor Cable Loss Preamp Factor APos TPos Remark 1 2365.65 44.11 74.00 -29.89 41.56 30.73 5.34 33.52 400 334 PEAK	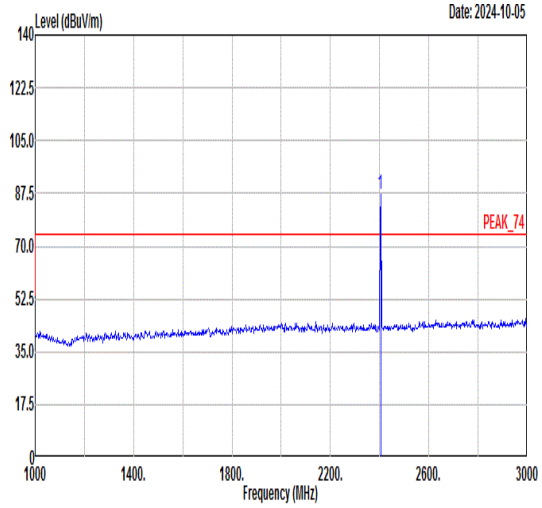 Freq Level Limit Line Margin (dB) Read Level Ant Factor Cable Loss Preamp Factor APos TPos Remark 1 2404.00 87.05 ------ ------ 84.50 30.72 5.37 33.54 400 334 PEAK
Avg	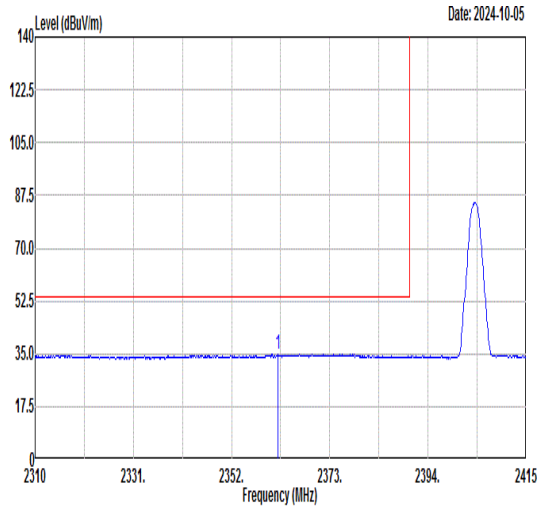 Freq Level Limit Line Margin (dB) Read Level Ant Factor Cable Loss Preamp Factor APos TPos Remark 1 2361.87 34.68 54.00 -19.32 32.13 30.73 5.34 33.52 400 334 AVERAGE	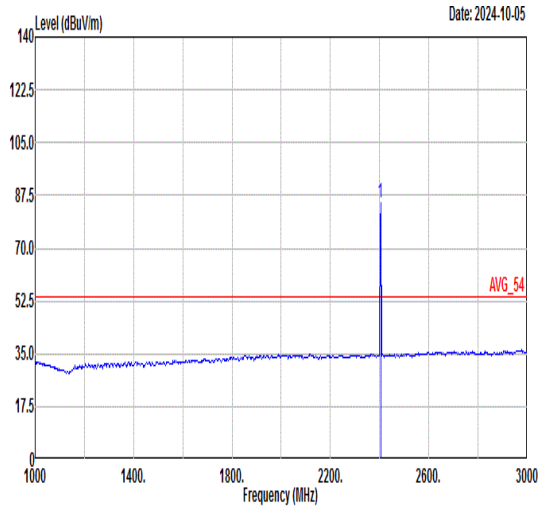 Freq Level Limit Line Margin (dB) Read Level Ant Factor Cable Loss Preamp Factor APos TPos Remark 1 2404.00 84.95 ------ ------ 82.40 30.72 5.37 33.54 400 334 AVERAGE

Mode	23	
	Band Edge	
	2400-2483.5_Bluetooth-LE_CH01_2404MHz+LTE B13 Link CO_TX	
ANT	8	
Pol.	Vertical	Fundamental
Peak	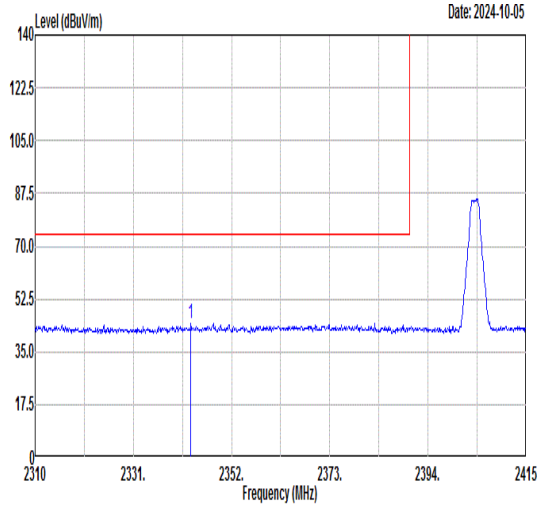 Freq Level Limit Line Margin (dB) Read Level Ant Factor Cable Loss Preamp Factor APos TPos Remark 1 2343.29 44.26 74.00 -29.74 41.72 30.73 5.32 33.51 390 244 PEAK	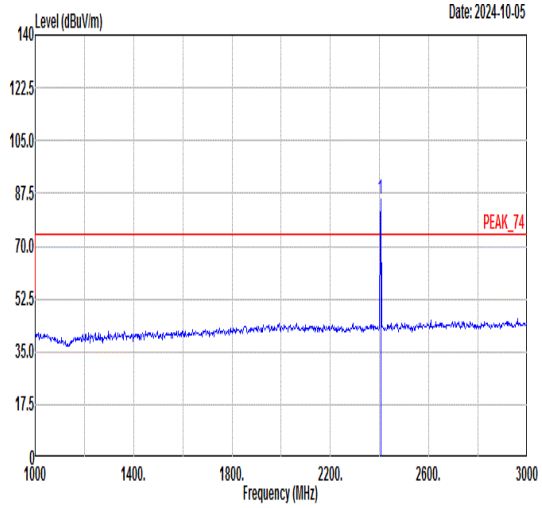 Freq Level Limit Line Margin (dB) Read Level Ant Factor Cable Loss Preamp Factor APos TPos Remark 1 2404.00 85.62 ------ ------ 83.07 30.72 5.37 33.54 390 244 PEAK
Avg	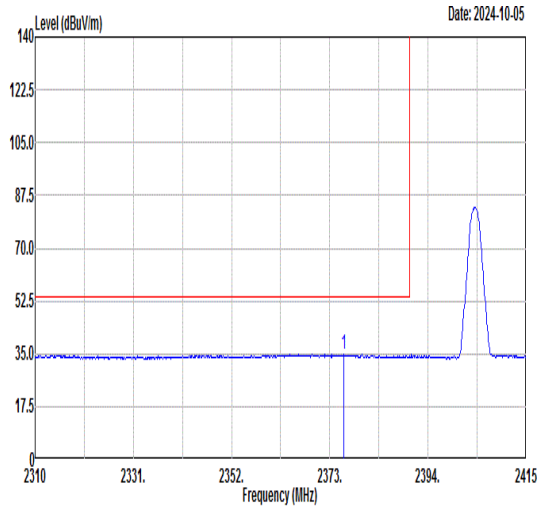 Freq Level Limit Line Margin (dB) Read Level Ant Factor Cable Loss Preamp Factor APos TPos Remark 1 2376.05 34.86 54.00 -19.14 32.32 30.72 5.35 33.53 390 244 AVERAGE	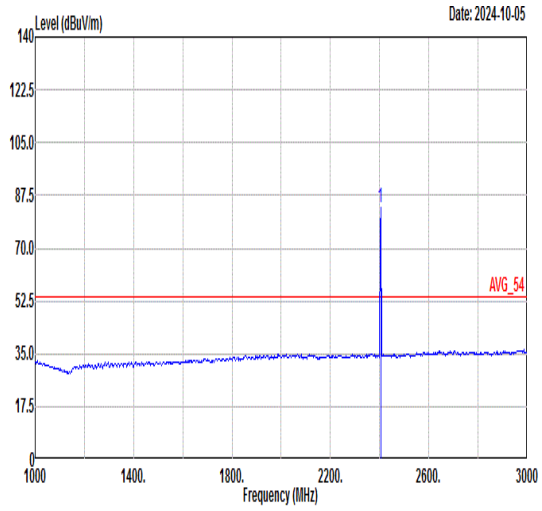 Freq Level Limit Line Margin (dB) Read Level Ant Factor Cable Loss Preamp Factor APos TPos Remark 1 2404.00 83.47 ------ ------ 80.92 30.72 5.37 33.54 390 244 AVERAGE

Mode	23	
	Harmonic	
	2400-2483.5_Bluetooth-LE_CH01_2404MHz+LTE B13 Link CO_TX	
ANT	8	
Pol.	Horizontal	Vertical
Peak Avg	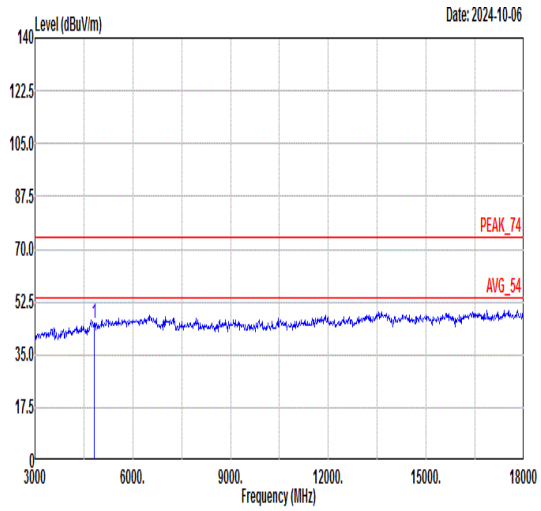 Freq Level Limit Line Margin Read Level Ant Factor Cable Loss Preamp Factor APos TPos Remark MHz dBuV/m dBuV/m dB dBuV dB/m dB dB cm deg 1 4808.00 45.26 74.00 -28.74 52.18 35.74 8.92 51.58 --- --- Peak	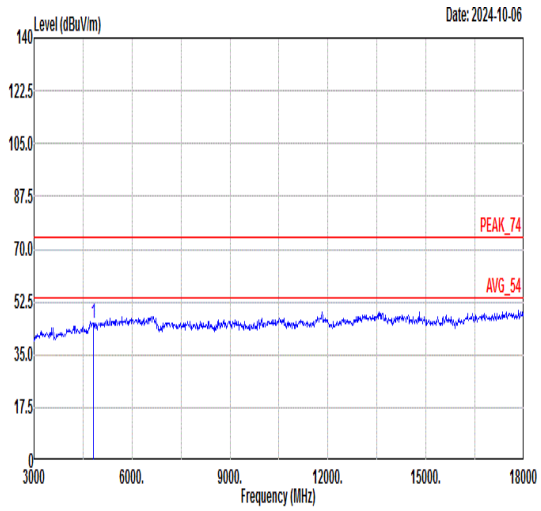 Freq Level Limit Line Margin Read Level Ant Factor Cable Loss Preamp Factor APos TPos Remark MHz dBuV/m dBuV/m dB dBuV dB/m dB dB cm deg 1 4808.00 45.56 74.00 -28.44 52.48 35.74 8.92 51.58 --- --- Peak

Mode	24	
	Band Edge - L	
	2400-2483.5_802.11b_CH06_2437MHz+LTE B13 Link CO_TX	
ANT	8	
Pol.	Horizontal	Fundamental
Peak	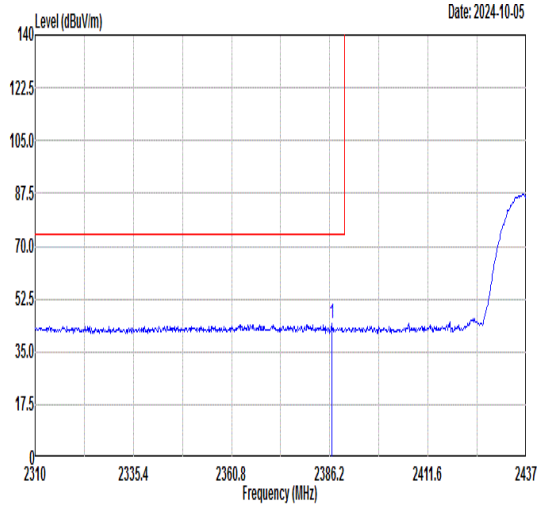 Freq Level Limit Line Margin (dB) Read Level Ant Factor Cable Loss Preamp Factor APos TPos Remark 1 2386.71 44.12 74.00 -29.88 41.57 30.72 5.36 33.53 300 137 PEAK	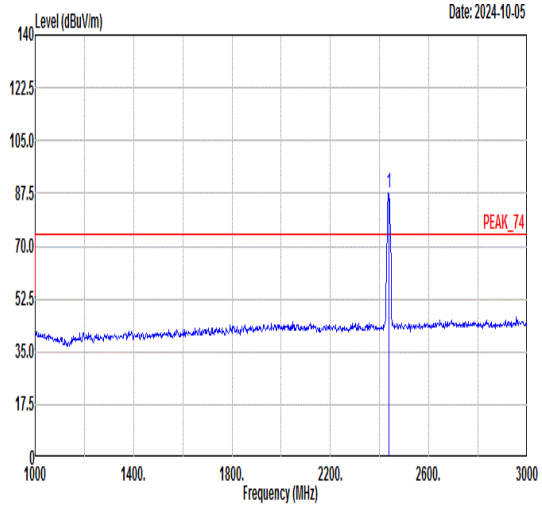 Freq Level Limit Line Margin (dB) Read Level Ant Factor Cable Loss Preamp Factor APos TPos Remark 1 2437.00 87.74 ------ ------ 85.18 30.71 5.41 33.56 300 137 PEAK
Avg	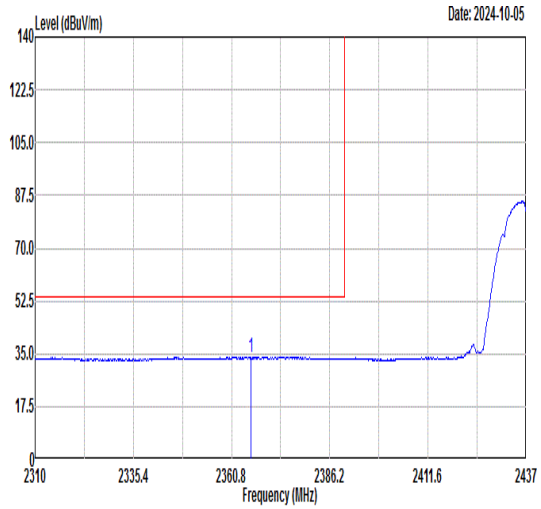 Freq Level Limit Line Margin (dB) Read Level Ant Factor Cable Loss Preamp Factor APos TPos Remark 1 2365.75 33.89 54.00 -20.11 31.34 30.73 5.34 33.52 300 137 AVERAGE	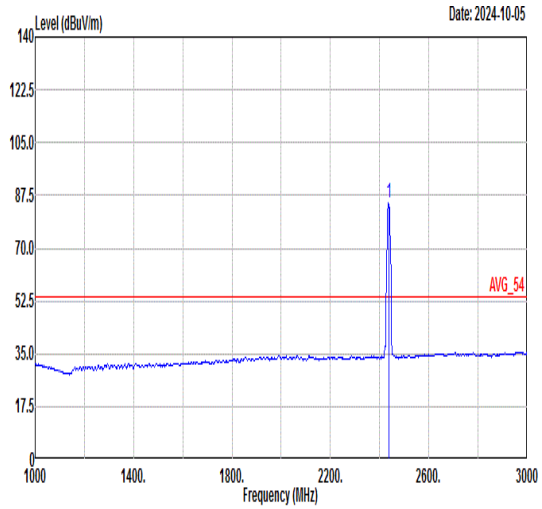 Freq Level Limit Line Margin (dB) Read Level Ant Factor Cable Loss Preamp Factor APos TPos Remark 1 2437.00 85.24 ------ ------ 82.68 30.71 5.41 33.56 300 137 AVERAGE

Mode	24	
	Band Edge - R	
	2400-2483.5_802.11b_CH06_2437MHz+LTE B13 Link CO_TX	
ANT	8	
Pol.	Horizontal	Fundamental
Peak	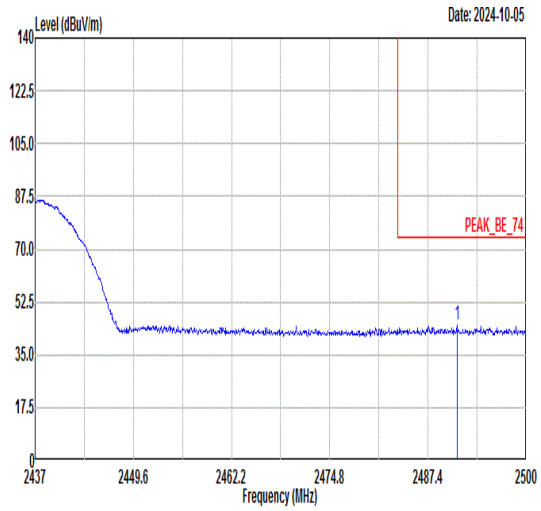 Freq Level Limit Line Margin (dB) Read Level Ant Factor Cable Loss Preamp Factor APos TPos Remark MHz dBuV/m dBuV/m dBuV dB/m dB dB cm deg 1 2491.12 45.00 74.00 -29.00 42.42 30.70 5.47 33.59 300 137 PEAK	Blank
Avg	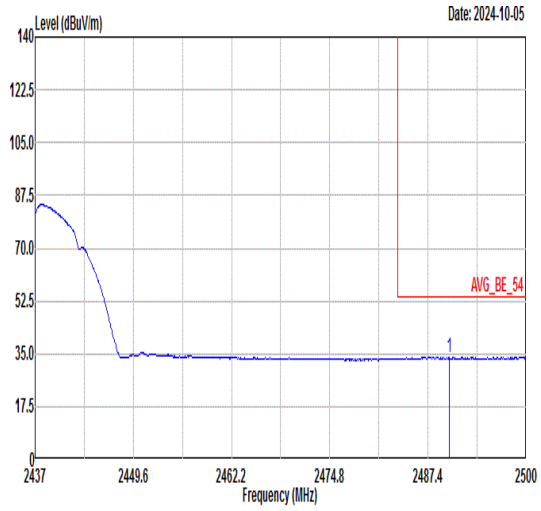 Freq Level Limit Line Margin (dB) Read Level Ant Factor Cable Loss Preamp Factor APos TPos Remark MHz dBuV/m dBuV/m dBuV dB/m dB dB cm deg 1 2490.11 33.93 54.00 -20.07 31.35 30.70 5.47 33.59 300 137 AVERAGE	Blank

Mode	24	
	Band Edge - L	
	2400-2483.5_802.11b_CH06_2437MHz+LTE B13 Link CO_TX	
ANT	8	
Pol.	Vertical	Fundamental
Peak	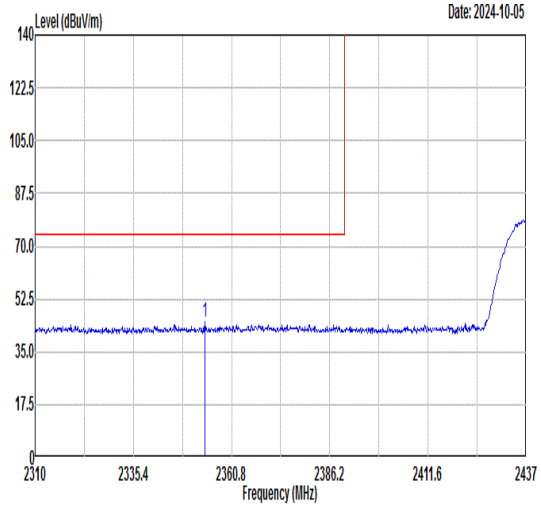 Freq Level Limit Line Margin (dB) Read Level Ant Factor Cable Loss Preamp Factor APos TPos Remark 1 2353.82 44.69 74.00 -29.31 42.14 30.73 5.33 33.51 300 197 PEAK	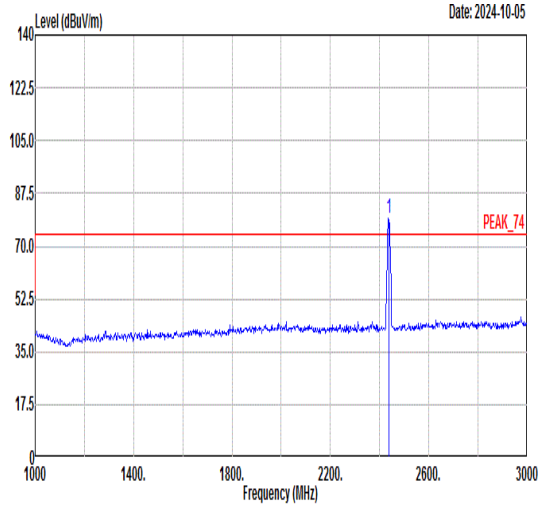 Freq Level Limit Line Margin (dB) Read Level Ant Factor Cable Loss Preamp Factor APos TPos Remark 1 2437.00 79.30 ------ ------ 76.74 30.71 5.41 33.56 300 197 PEAK
Avg	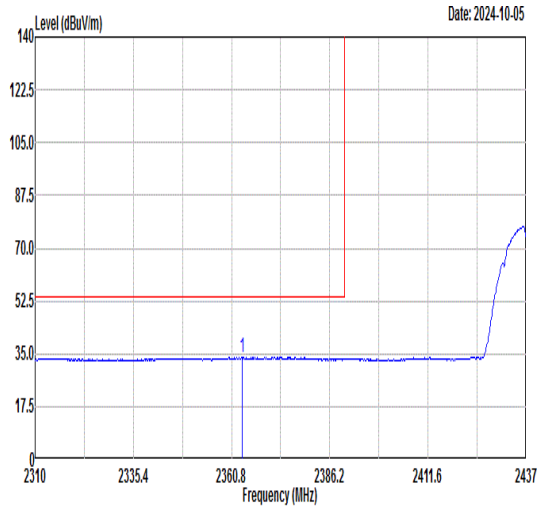 Freq Level Limit Line Margin (dB) Read Level Ant Factor Cable Loss Preamp Factor APos TPos Remark 1 2363.59 33.87 54.00 -20.13 31.32 30.73 5.34 33.52 300 197 AVERAGE	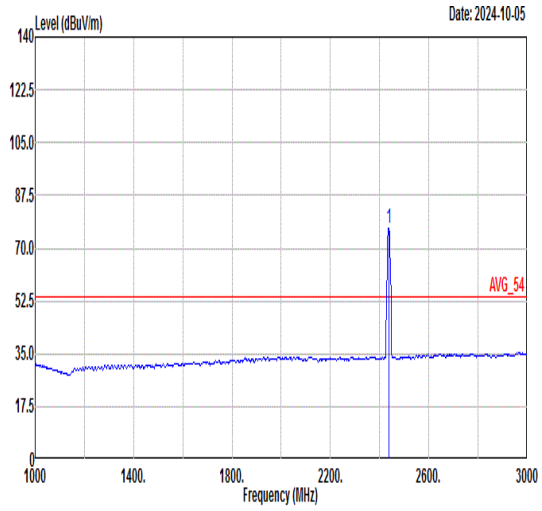 Freq Level Limit Line Margin (dB) Read Level Ant Factor Cable Loss Preamp Factor APos TPos Remark 1 2437.00 76.81 ------ ------ 74.25 30.71 5.41 33.56 300 197 AVERAGE

Mode	24	
	Band Edge - R	
	2400-2483.5_802.11b_CH06_2437MHz+LTE B13 Link CO_TX	
ANT	8	
Pol.	Vertical	Fundamental
Peak	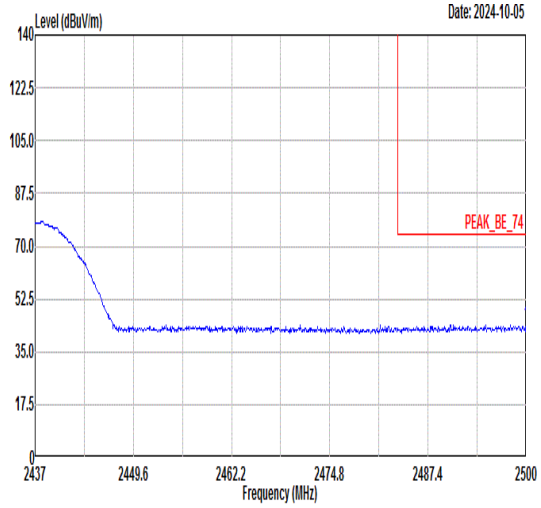 Freq Level Limit Line Margin (dB) Read Level Ant Factor Cable Loss Preamp Factor APos TPos Remark MHz dBuV/m dBuV/m dBuV dB/m dB dB cm deg 1 2500.00 43.90 74.00 -30.10 41.32 30.70 5.48 33.60 300 197 PEAK	Blank
Avg	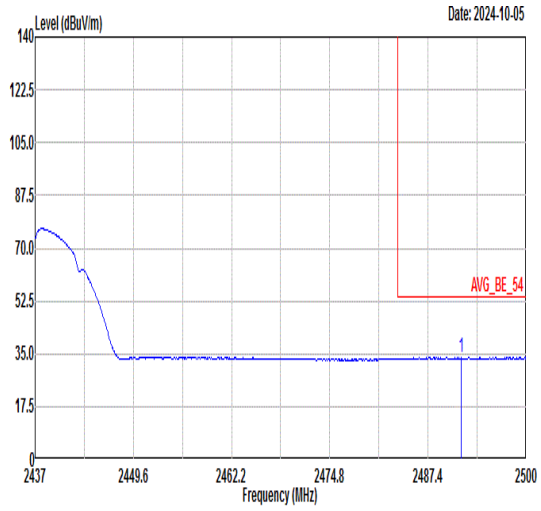 Freq Level Limit Line Margin (dB) Read Level Ant Factor Cable Loss Preamp Factor APos TPos Remark MHz dBuV/m dBuV/m dBuV dB/m dB dB cm deg 1 2491.62 33.77 54.00 -20.23 31.19 30.70 5.47 33.59 300 197 AVERAGE	Blank

Mode	24	
	Harmonic	
	2400-2483.5_802.11b_CH06_2437MHz+LTE B13 Link CO_TX	
ANT	8	
Pol.	Horizontal	Vertical
Peak Avg	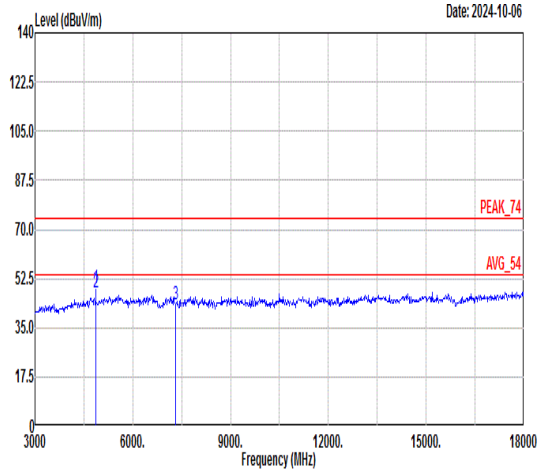 Freq Level Limit Line Margin Read Level Ant Factor Cable Loss Preamp Factor APos TPos Remark MHz dBuV/m dBuV/m dB dBuV dB/m dB dB cm deg 1 4874.00 48.99 74.00 -25.01 55.92 35.90 8.72 51.55 100 298 Peak 2 4874.00 47.39 54.00 -6.61 54.32 35.90 8.72 51.55 100 298 Average 3 7311.00 43.47 74.00 -30.53 47.57 36.88 10.18 51.16 --- --- Peak	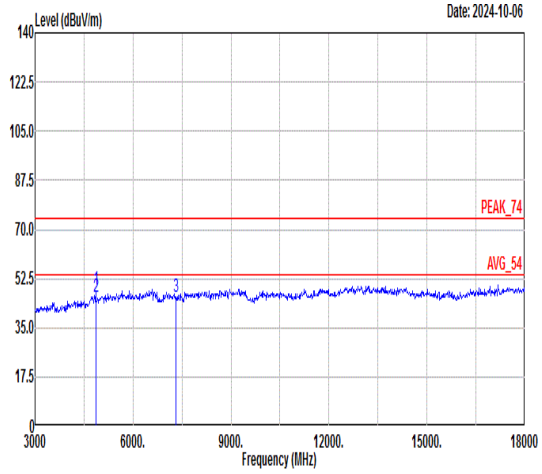 Freq Level Limit Line Margin Read Level Ant Factor Cable Loss Preamp Factor APos TPos Remark MHz dBuV/m dBuV/m dB dBuV dB/m dB dB cm deg 1 4874.00 48.34 74.00 -25.66 55.27 35.90 8.72 51.55 383 233 Peak 2 4874.00 46.10 54.00 -7.90 53.03 35.90 8.72 51.55 383 233 Average 3 7311.00 46.04 74.00 -27.96 50.14 36.88 10.18 51.16 --- --- Peak

Appendix D. Duty Cycle Plots

Band	Duty Cycle(%)	T(ms)	1/T(kHz)	VBW Setting
802.11b	99.66	-	-	10Hz
802.11g	97.46	1.391	0.719	1KHz
802.11n HT20	97.30	1.304	0.767	1KHz
802.11n HT40	94.70	0.648	1.544	3KHz

802.11b

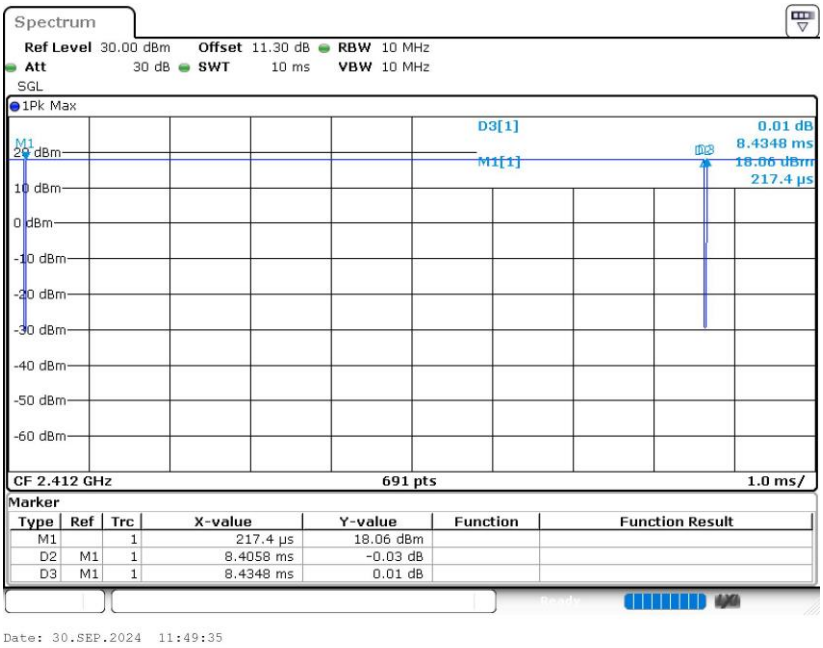

802.11g

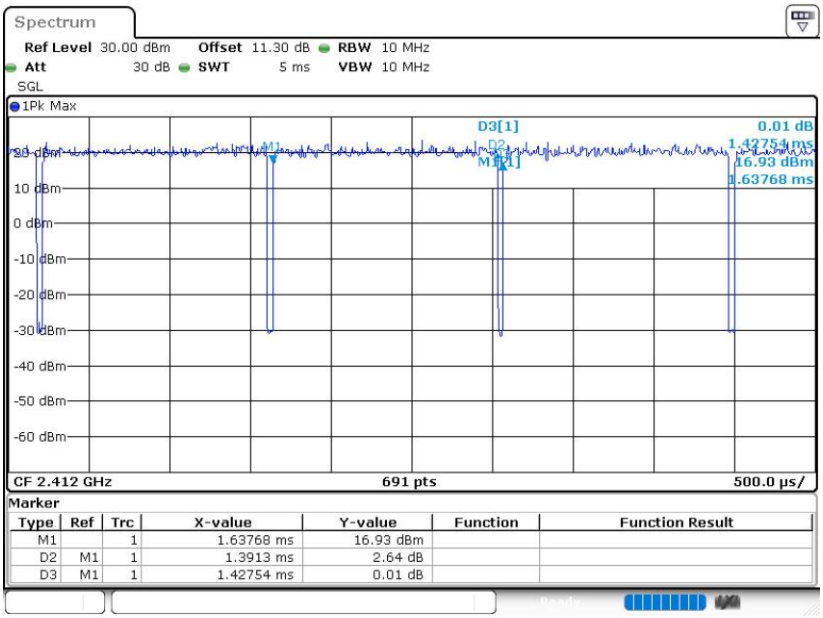

Date: 30.SEP.2024 11:50:19

802.11n HT20

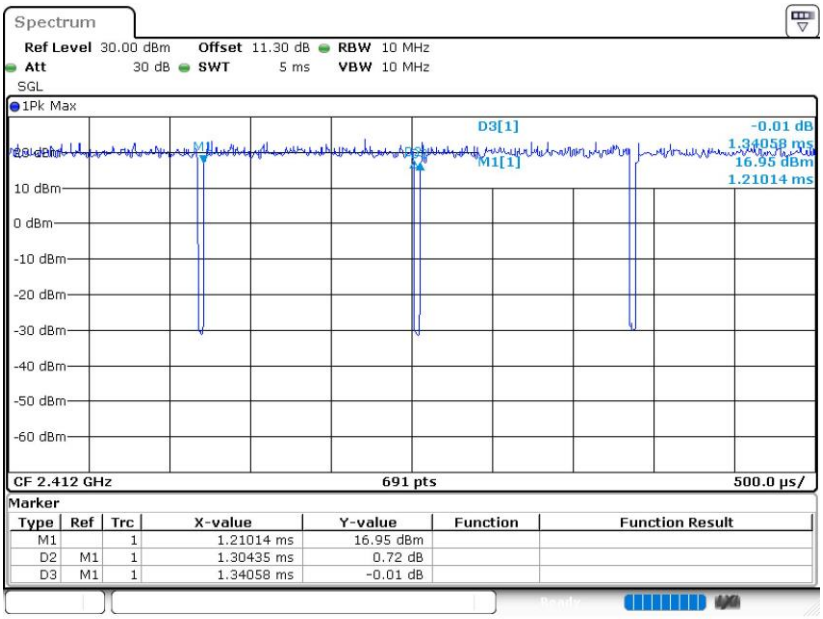

Date: 30.SEP.2024 11:51:43

802.11n HT 40

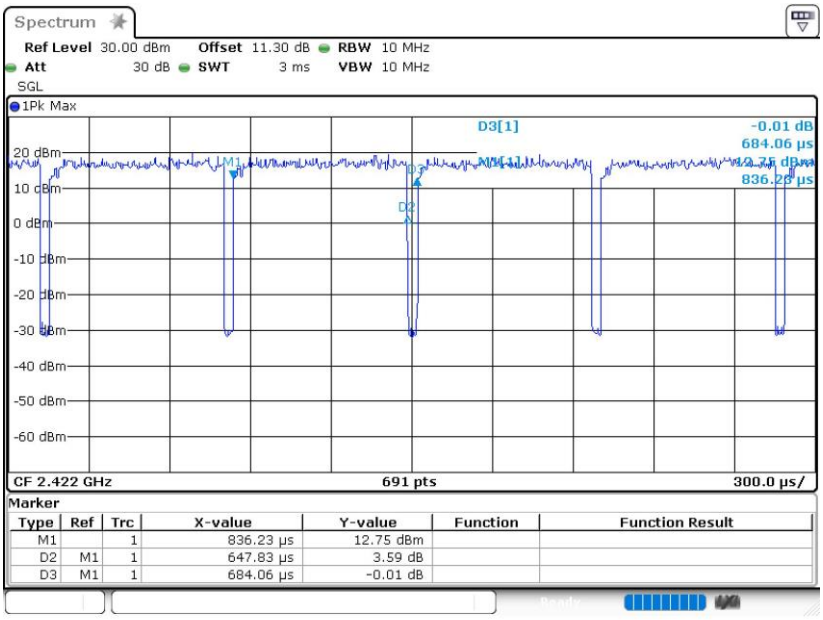

Date: 30.SEP.2024 11:52:55