



# FCC RF Test Report

APPLICANT : Guangdong OPPO Mobile  
Telecommunications Corp., Ltd.  
EQUIPMENT : Mobile Phone  
BRAND NAME : OPPO  
MODEL NAME : CPH2695  
FCC ID : R9C-OP24253  
STANDARD : FCC Part 15 Subpart C §15.247  
CLASSIFICATION : (DTS) Digital Transmission System  
TEST DATE(S) : Sep. 30, 2024 ~ Oct. 21, 2024

We, Sporton International Inc. (Shenzhen), would like to declare that the tested sample has been evaluated in accordance with the test procedures and has been in compliance with the applicable technical standards.

The test results in this report apply exclusively to the tested model / sample. Without written approval of Sporton International Inc. (Shenzhen), the test report shall not be reproduced except in full.

Jason Jia



Approved by: Jason Jia

**Sporton International Inc. (ShenZhen)**

1/F, 2/F, Bldg 5, Shiling Industrial Zone, Xinwei Village, Xili, Nanshan, Shenzhen, 518055  
People's Republic of China



## TABLE OF CONTENTS

<b>REVISION HISTORY.....</b>	<b>3</b>
<b>SUMMARY OF TEST RESULT .....</b>	<b>4</b>
<b>1 GENERAL DESCRIPTION.....</b>	<b>5</b>
1.1 Applicant.....	5
1.2 Manufacturer.....	5
1.3 Product Feature of Equipment Under Test.....	5
1.4 Product Specification of Equipment Under Test.....	5
1.5 Modification of EUT .....	6
1.6 Testing Location .....	6
1.7 Test Software.....	6
1.8 Applicable Standards.....	7
<b>2 TEST CONFIGURATION OF EQUIPMENT UNDER TEST.....</b>	<b>8</b>
2.1 Carrier Frequency Channel .....	8
2.2 Test Mode.....	9
2.3 Connection Diagram of Test System.....	10
2.4 Support Unit used in test configuration and system .....	11
2.5 EUT Operation Test Setup .....	11
2.6 Measurement Results Explanation Example.....	11
<b>3 TEST RESULT .....</b>	<b>12</b>
3.1 6dB and 99% Bandwidth Measurement .....	12
3.2 Output Power Measurement.....	19
3.3 Power Spectral Density Measurement .....	20
3.4 Conducted Band Edges and Spurious Emission Measurement .....	27
3.5 Radiated Band Edges and Spurious Emission Measurement .....	36
3.6 AC Conducted Emission Measurement.....	40
3.7 Antenna Requirements.....	42
<b>4 LIST OF MEASURING EQUIPMENT.....</b>	<b>43</b>
<b>5 MEASUREMENT UNCERTAINTY.....</b>	<b>44</b>
<b>APPENDIX A. CONDUCTED TEST RESULTS</b>	
<b>APPENDIX B. AC CONDUCTED EMISSION TEST RESULT</b>	
<b>APPENDIX C. RADIATED SPURIOUS EMISSION TEST DATA</b>	
<b>APPENDIX D. DUTY CYCLE PLOTS</b>	
<b>APPENDIX E. SETUP PHOTOGRAPHS</b>	



## REVISION HISTORY

REPORT NO.	VERSION	DESCRIPTION	ISSUED DATE
FR491912B	Rev. 01	Initial issue of report	Nov. 26, 2024

## SUMMARY OF TEST RESULT

Report Section	FCC Rule	Description	Limit	Result	Remark
3.1	15.247(a)(2)	6dB Bandwidth	$\geq 0.5\text{MHz}$	Pass	-
3.1	-	99% Bandwidth	-	Report only	-
3.2	15.247(b)(3)	Output Power	$\leq 30\text{dBm}$	Pass	-
3.3	15.247(e)	Power Spectral Density	$\leq 8\text{dBm}/3\text{kHz}$	Pass	-
3.4	15.247(d)	Conducted Band Edges and Spurious Emission	$\leq 30\text{dBc}$	Pass	-
3.5	15.247(d)	Radiated Band Edges and Spurious Emission	15.209(a) & 15.247(d)	Pass	Under limit 8.03 dB at 41.640 MHz
3.6	15.207	AC Conducted Emission	15.207(a)	Pass	Under limit 14.01 dB at 0.530 MHz
3.7	15.203 & 15.247(b)	Antenna Requirement	15.203 & 15.247(b)	Pass	-

**Conformity Assessment Condition:**

- The test results (PASS/FAIL) with all measurement uncertainty excluded are presented against the regulation limits or in accordance with the requirements stipulated by the applicant/manufacturer who shall bear all the risks of non-compliance that may potentially occur if measurement uncertainty is taken into account.
- The measurement uncertainty please refer to each test result in the section "Measurement Uncertainty"

**Disclaimer:**

The product specifications of the EUT presented in the test report that may affect the test assessments are declared by the manufacturer who shall take full responsibility for the authenticity.



# 1 General Description

## 1.1 Applicant

Guangdong OPPO Mobile Telecommunications Corp., Ltd.

NO.18 HaiBin Road, Wusha Village, Chang'an Town, DongGuan City, Guangdong Province, P.R. China

## 1.2 Manufacturer

Guangdong OPPO Mobile Telecommunications Corp., Ltd.

NO.18 HaiBin Road, Wusha Village, Chang'an Town, DongGuan City, Guangdong Province, P.R. China

## 1.3 Product Feature of Equipment Under Test

Product Feature	
Equipment	Mobile Phone
Brand Name	OPPO
Model Name	CPH2695
FCC ID	R9C-OP24253
IMEI Code	Conducted: 866444070022614/866444070022606 Conduction: 866444070020972/866444070020964 Radiation: 866444070020253/866444070020246
HW Version	11
SW Version	ColorOS 15.0
EUT Stage	Production Unit

**Remark:** The above EUT's information was declared by manufacturer. Please refer to the specifications or user's manual for more detailed description.

## 1.4 Product Specification of Equipment Under Test

Standards-related Product Specification	
Tx/Rx Frequency Range	2402 MHz ~ 2480 MHz
Number of Channels	40
Carrier Frequency of Each Channel	40 Channel(37 hopping + 3 advertising channel)
Maximum Average Power to Antenna	BLE 1Mbps: 6.30 dBm (0.0043 W) BLE 2Mbps: 6.20 dBm (0.0042 W) BLE 125kbps: 6.40 dBm (0.0044 W) BLE 500kbps: 6.30 dBm (0.0043 W)
99% Occupied Bandwidth	BLE 2Mbps: 2.054MHz BLE 125kbps: 1.057MHz
Antenna Type / Gain	IFA Antenna Type with gain 0.50 dBi
Type of Modulation	Bluetooth LE : GFSK

**Note:**

1. BLE 2Mbps does not support three primary advertising channels (CH00/CH12/CH39).
2. For BLE 1Mbps & 2Mbps & 125kbps & 500kbps mode, the whole testing has assessed BLE 2Mbps and 125kbps mode by referring to the higher conducted power.



## 1.5 Modification of EUT

No modifications are made to the EUT during all test items.

## 1.6 Testing Location

Sporton International Inc. (ShenZhen) is accredited to ISO/IEC 17025:2017 by American Association for Laboratory Accreditation with Certificate Number 5145.01.

<b>Test Firm</b>	Sporton International Inc. (ShenZhen)		
<b>Test Site Location</b>	1/F, 2/F, Bldg 5, Shiling Industrial Zone, Xinwei Village, Xili, Nanshan, Shenzhen, 518055 People's Republic of China TEL: +86-755-86379589 FAX: +86-755-86379595		
<b>Test Site No.</b>	<b>Sporton Site No.</b>	<b>FCC Designation No.</b>	<b>FCC Test Firm Registration No.</b>
	CO02-SZ TH01-SZ	CN1256	421272

<b>Test Firm</b>	Sporton International Inc. (ShenZhen)		
<b>Test Site Location</b>	101, 1st Floor, Block B, Building 1, No. 2, Tengfeng 4th Road, Fenghuang Community, Fuyong Street, Baoan District, Shenzhen City, Guangdong Province 518103 People's Republic of China TEL: +86-755-86066985		
<b>Test Site No.</b>	<b>Sporton Site No.</b>	<b>FCC Designation No.</b>	<b>FCC Test Firm Registration No.</b>
	03CH04-SZ	CN1256	421272

## 1.7 Test Software

Item	Site	Manufacturer	Name	Version
1.	03CH04-SZ	AUDIX	E3	6.2009-8-24
2.	CO01-SZ	AUDIX	E3	6.120613b



## 1.8 Applicable Standards

According to the specifications of the manufacturer, the EUT must comply with the requirements of the following standards:

- ♦ 47 CFR Part 15 Subpart C §15.247
- ♦ FCC KDB 558074 D01 15.247 Meas Guidance v05r02
- ♦ ANSI C63.10-2013

**Remark:**

1. All test items were verified and recorded according to the standards and without any deviation during the test.
2. This EUT has also been tested and complied with the requirements of FCC Part 15, Subpart B, recorded in a separate test report.



## 2 Test Configuration of Equipment Under Test

### 2.1 Carrier Frequency Channel

Frequency Band	Channel	Freq. (MHz)	Channel	Freq. (MHz)
2400-2483.5 MHz	0	2402	21	2444
	1	2404	22	2446
	2	2406	23	2448
	3	2408	24	2450
	4	2410	25	2452
	5	2412	26	2454
	6	2414	27	2456
	7	2416	28	2458
	8	2418	29	2460
	9	2420	30	2462
	10	2422	31	2464
	11	2424	32	2466
	12	2426	33	2468
	13	2428	34	2470
	14	2430	35	2472
	15	2432	36	2474
	16	2434	37	2476
	17	2436	38	2478
	18	2438	39	2480
	19	2440	-	-
	20	2442	-	-



## 2.2 Test Mode

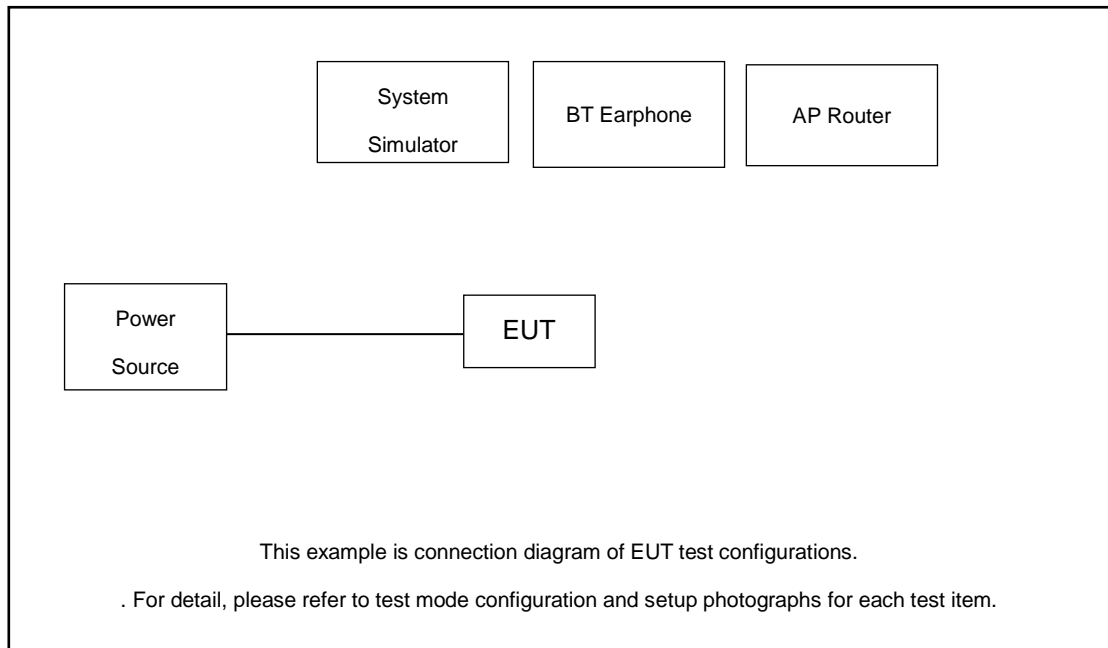
- a. The EUT has been associated with peripherals and configuration operated in a manner tended to maximize its emission characteristics in a typical application. Frequency range investigated: conduction emission (150 kHz to 30 MHz), radiation emission (9 kHz to the 10th harmonic of the highest fundamental frequency or to 40 GHz, whichever is lower). For radiated measurement, pre-scanned in three orthogonal panels, X, Y, Z. The worst cases (X plane) were recorded in this report.
- b. AC power line Conducted Emission was tested under maximum output power.

The following summary table is showing all test modes to demonstrate in compliance with the standard.

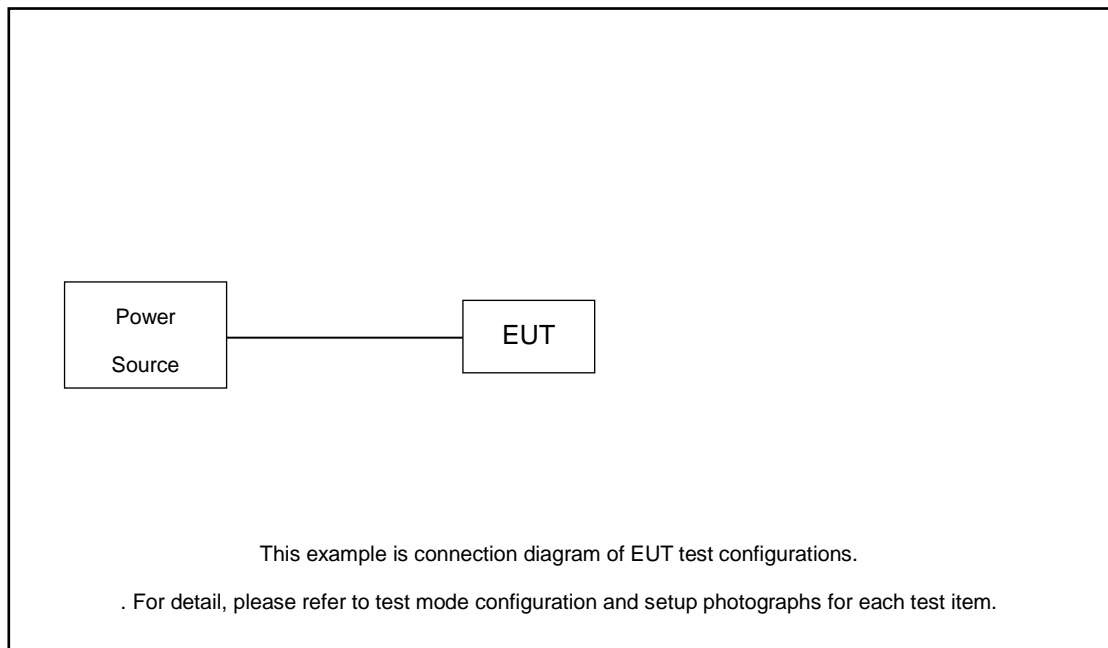
Summary table of Test Cases	
Test Item	Data Rate / Modulation
	Bluetooth – LE / GFSK
Conducted TCs	Mode 1: Bluetooth Tx CH01_2404 MHz_BLE 2Mbps
	Mode 2: Bluetooth Tx CH19_2440 MHz_BLE 2Mbps
	Mode 3: Bluetooth Tx CH38_2478 MHz_BLE 2Mbps
	Mode 4: Bluetooth Tx CH00_2402 MHz_BLE 125kbps
	Mode 5: Bluetooth Tx CH19_2440 MHz_BLE 125kbps
	Mode 6: Bluetooth Tx CH39_2480 MHz_BLE 125kbps
Radiated TCs	Mode 1: Bluetooth Tx CH01_2404 MHz_BLE 2Mbps
	Mode 2: Bluetooth Tx CH19_2440 MHz_BLE 2Mbps
	Mode 3: Bluetooth Tx CH38_2478 MHz_BLE 2Mbps
	Mode 4: Bluetooth Tx CH00_2402 MHz_BLE 125kbps
	Mode 5: Bluetooth Tx CH19_2440 MHz_BLE 125kbps
	Mode 6: Bluetooth Tx CH39_2480 MHz_BLE 125kbps
AC Conducted Emission	Mode 1: GSM 850 Idle + Bluetooth Link + USB Cable (Charging from Adapter1) + Battery 1
Remark: For Radiated Test Cases, The tests were performance with Adapter 1, Battery 1, USB Cable	

## 2.3 Connection Diagram of Test System

AC Conducted Emission:



Radiated Emission:



## 2.4 Support Unit used in test configuration and system

Item	Equipment	Trade Name	Model Name	FCC ID	Data Cable	Power Cord
1.	Base Station(LTE)	Anritsu	MT8820C	N/A	N/A	Unshielded,1.8m
2.	BT Base Station	R&S	CBT	N/A	N/A	Unshielded, 1.8m
3.	WLAN AP	Dlink	DIR-820L	KA2IR820LA1	N/A	Unshielded,1.8m
4.	NOTE BOOK	Lenovo	E540	FCC DoC	N/A	AC I/P : Unshielded, 1.2m DC O/P : Shielded, 1.8m
5.	Bluetooth Earphone	Samsung	EO-MG900	PYAHS-107W	N/A	N/A

## 2.5 EUT Operation Test Setup

For BLE function, the engineering test program was provided and enabled to make EUT continuous transmit.

For AC power line conducted emissions, the EUT was set to connect with the WLAN AP under large package sizes transmission.

## 2.6 Measurement Results Explanation Example

**For all conducted test items:**

The offset level is set in the spectrum analyzer to compensate the RF cable loss and attenuator factor between EUT conducted output port and spectrum analyzer. With the offset compensation, the spectrum analyzer reading level is exactly the EUT RF output level.

Example :

The spectrum analyzer offset is derived from RF cable loss and attenuator factor.

*Offset = RF cable loss + attenuator factor.*

Following shows an offset computation example with cable loss 1.3 dB and 10dB attenuator.

$$\begin{aligned}
 \text{Offset(dB)} &= \text{RF cable loss(dB)} + \text{attenuator factor(dB)}. \\
 &= 1.3 + 10 = 11.3 \text{ (dB)}
 \end{aligned}$$

### 3 Test Result

#### 3.1 6dB and 99% Bandwidth Measurement

##### 3.1.1 Limit of 6dB and 99% Bandwidth

The minimum 6 dB bandwidth shall be at least 500 kHz.

##### 3.1.2 Measuring Instruments

The section 4.0 of List of Measuring Equipment of this test report is used for test.

##### 3.1.3 Test Procedures

1. The testing follows ANSI C63.10-2013 clause 11.8
2. The RF output of EUT was connected to the spectrum analyzer by RF cable and attenuator. The path loss was compensated to the results for each measurement.
3. Set to the maximum power setting and enable the EUT transmit continuously.
4. Make the measurement with the spectrum analyzer's resolution bandwidth (RBW) = 100 kHz. Set the Video bandwidth (VBW) = 300 kHz. In order to make an accurate measurement. The 6 dB bandwidth must be greater than 500 kHz.
5. For 99% Bandwidth Measurement, the spectrum analyzer's resolution bandwidth (RBW) is set 1% to 5% of the 99% OBW and the VBW is set to 3 times of the RBW.
6. Measure and record the results in the test report.

##### 3.1.4 Test Setup



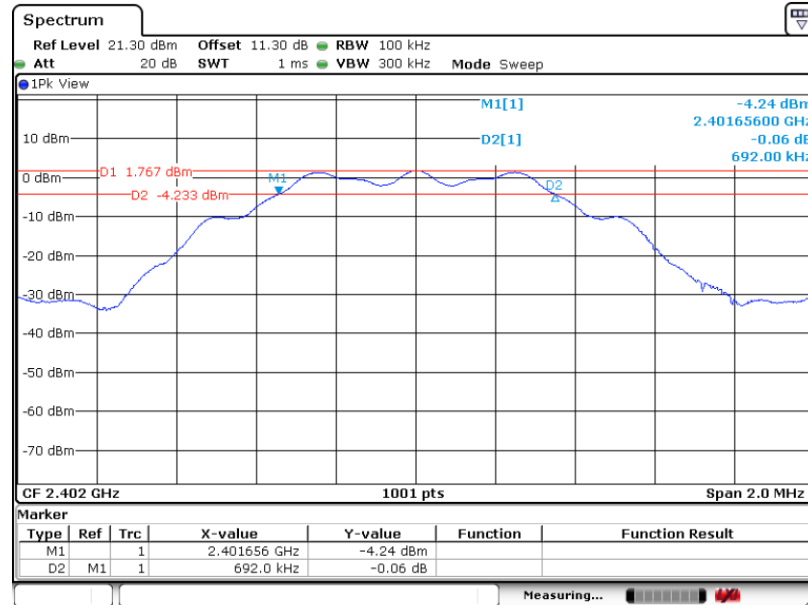


### 3.1.5 Test Result of 6dB Bandwidth

Please refer to Appendix A.

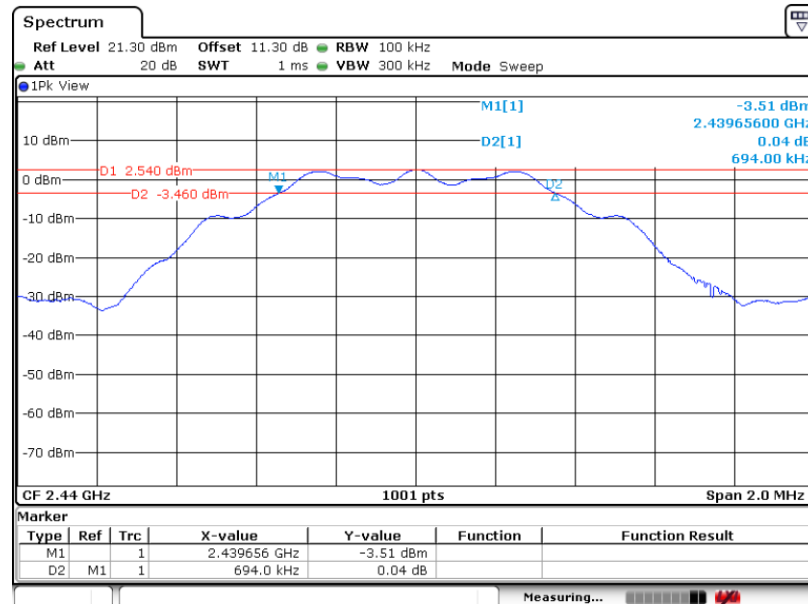
#### BLE 125kbps

#### 6 dB Bandwidth Plot on Channel 00



Date: 1.OCT.2024 16:50:16

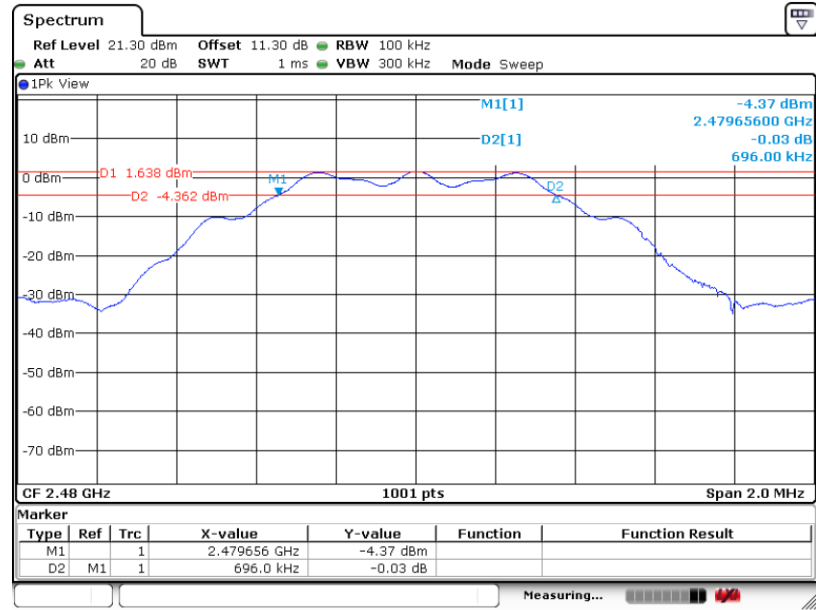
#### 6 dB Bandwidth Plot on Channel 19



Date: 1.OCT.2024 16:53:38



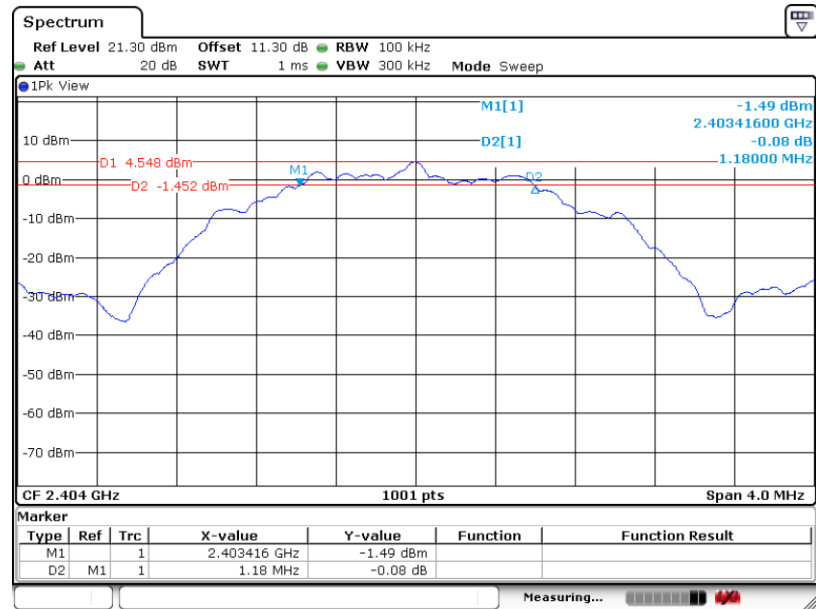
### 6 dB Bandwidth Plot on Channel 39



Date: 1.OCT.2024 16:55:40

### BLE 2Mbps

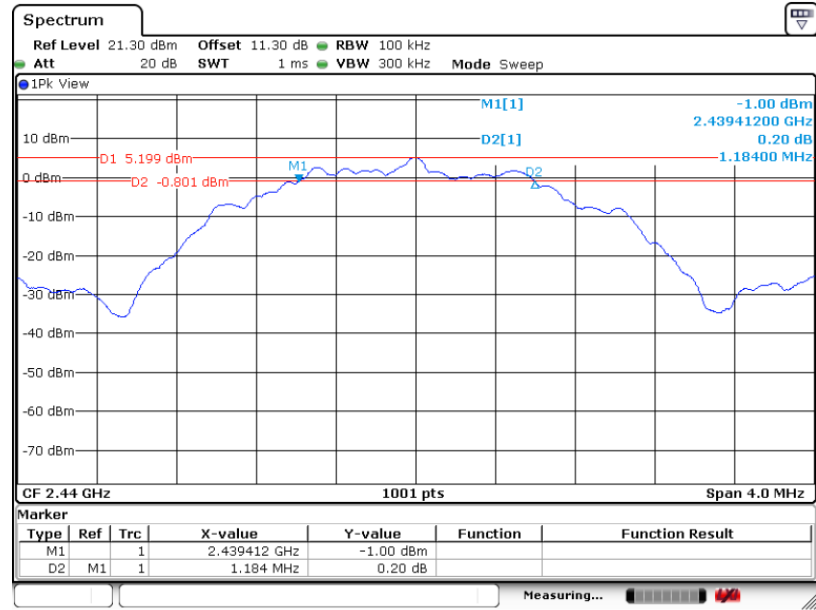
### 6 dB Bandwidth Plot on Channel 01



Date: 1.OCT.2024 16:58:33

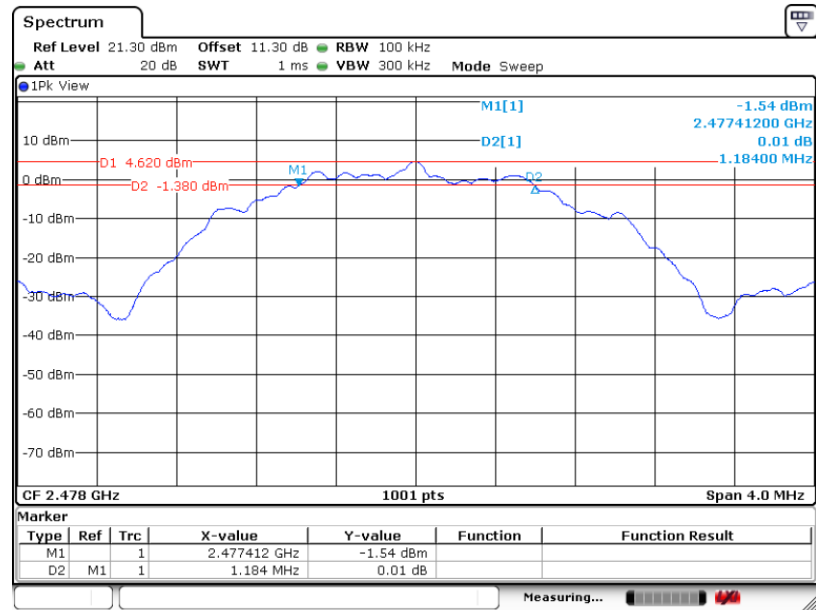


### 6 dB Bandwidth Plot on Channel 19



Date: 1.OCT.2024 17:01:43

### 6 dB Bandwidth Plot on Channel 38



Date: 1.OCT.2024 17:04:30

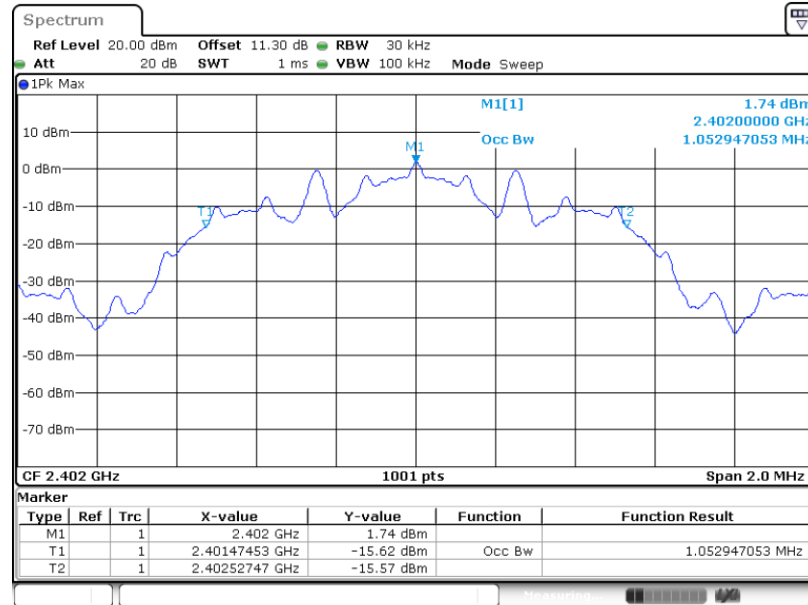


### 3.1.6 Test Result of 99% Occupied Bandwidth

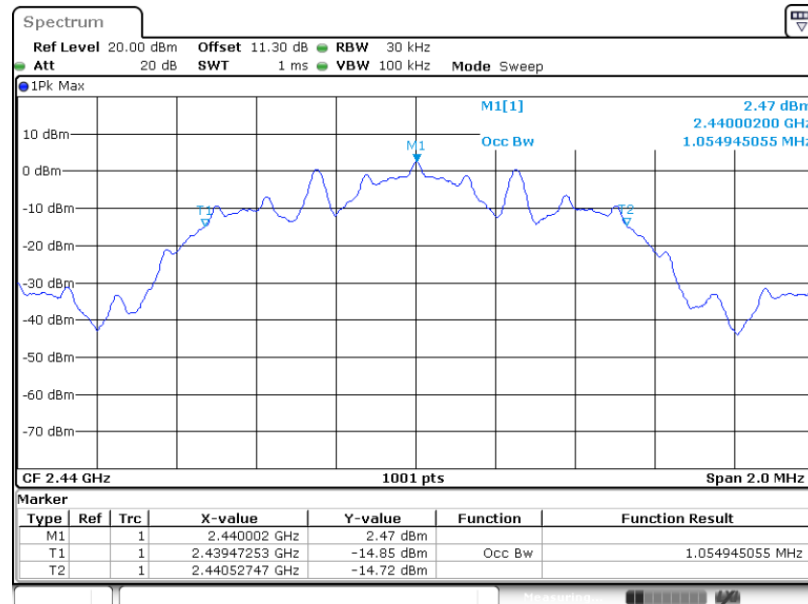
Please refer to Appendix A.

#### BLE 125kbps

#### 99% Occupied Bandwidth Plot on Channel 00



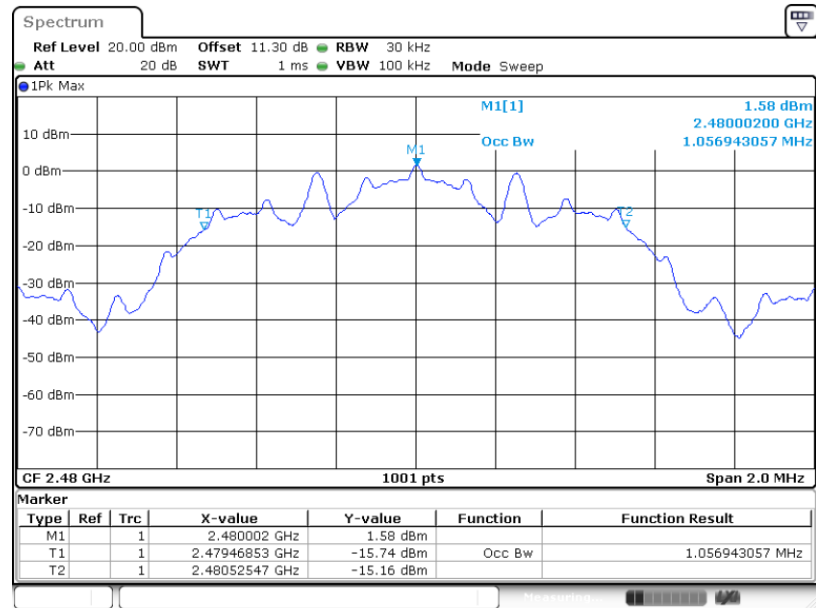
#### 99% Occupied Bandwidth Plot on Channel 19





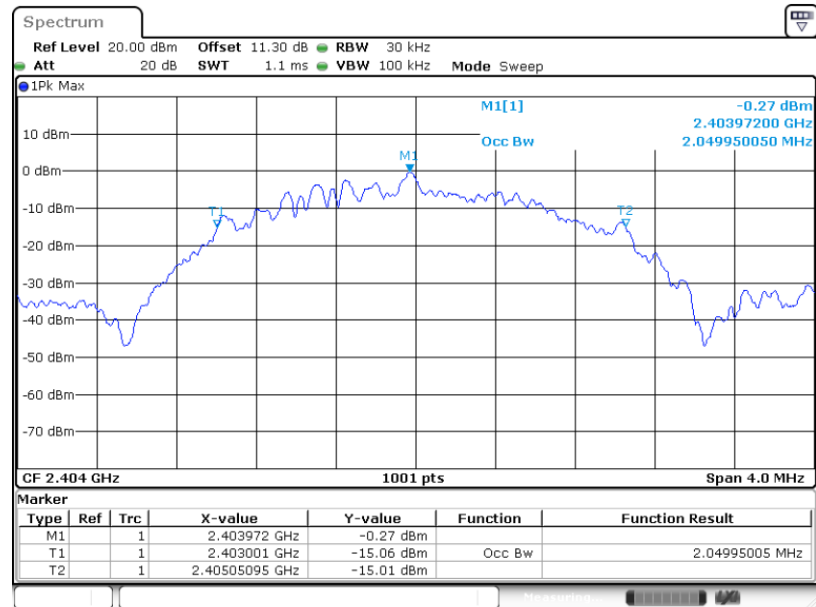


### 99% Occupied Bandwidth Plot on Channel 39



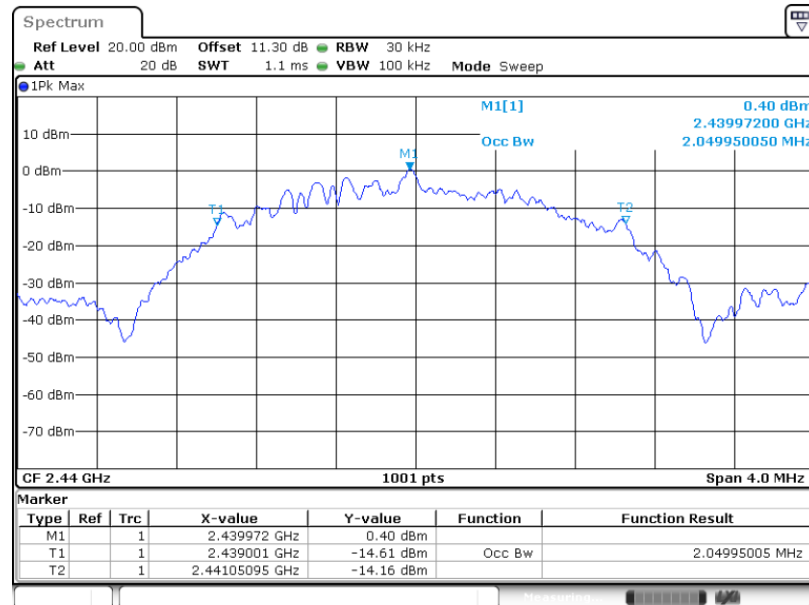
### BLE 2Mbps

### 99% Occupied Bandwidth Plot on Channel 01



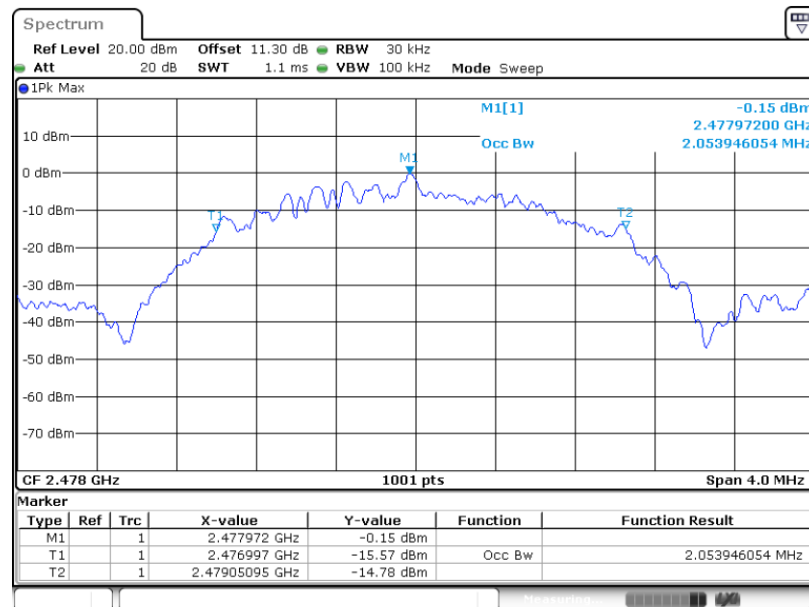


### 99% Occupied Bandwidth Plot on Channel 19



Date: 1.OCT.2024 17:01:19

### 99% Occupied Bandwidth Plot on Channel 38



Date: 1.OCT.2024 17:04:17

Note : The occupied channel bandwidth is maintained within the band of operation for all of the modulations.

## 3.2 Output Power Measurement

### 3.2.1 Limit of Output Power

For systems using digital modulation in the 2400-2483.5MHz, the limit for output power is 30dBm. If transmitting antenna of directional gain greater than 6dBi is used, the output power from the intentional radiator shall be reduced below the above stated value by the amount in dB that the directional gain of the antenna exceeds 6 dBi. In case of point-to-point operation, the limit has to be reduced by 1dB for every 3dB that the directional gain of the antenna exceeds 6dBi.

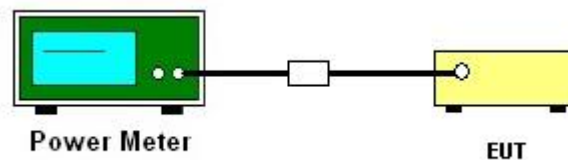
### 3.2.2 Measuring Instruments

The section 4.0 of List of Measuring Equipment of this test report is used for test.

### 3.2.3 Test Procedures

1. The testing follows the Measurement Procedure of ANSI C63.10-2013 clause 11.9.1.3 PKPM1 Peak power meter or ANSI C63.10-2013 clause 11.9.2.3.1 Method AVGPM method.
2. The RF output of EUT was connected to the power meter by RF cable and attenuator. The path loss was compensated to the results for each measurement.
3. Set to the maximum power setting and enable the EUT transmit continuously.
4. Measure the conducted output power and record the results in the test report.

### 3.2.4 Test Setup



### 3.2.5 Test Result of Average Output Power

Please refer to Appendix A.

### 3.3 Power Spectral Density Measurement

#### 3.3.1 Limit of Power Spectral Density

The peak power spectral density shall not be greater than 8dBm in any 3kHz band at any time interval of continuous transmission.

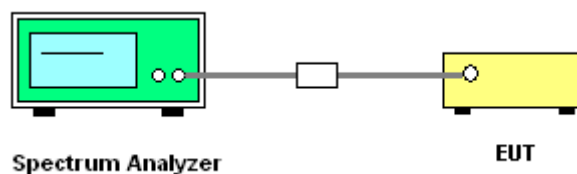
#### 3.3.2 Measuring Instruments

The section 4.0 of List of Measuring Equipment of this test report is used for test.

#### 3.3.3 Test Procedures

1. The testing follows Measurement Procedure of ANSI C63.10-2013 clause 11.10.2 Method PKPSD.
2. The RF output of EUT was connected to the spectrum analyzer by RF cable and attenuator. The path loss was compensated to the results for each measurement.
3. Set to the maximum power setting and enable the EUT transmit continuously.
4. Make the measurement with the spectrum analyzer's resolution bandwidth (RBW) = 3 kHz. Video bandwidth VBW = 10 kHz In order to make an accurate measurement, set the span to 1.5 times DTS Channel Bandwidth. (6dB BW)
5. Detector = peak, Sweep time = auto couple, Trace mode = max hold, Allow trace to fully stabilize. Use the peak marker function to determine the maximum power level.
6. Measure and record the results in the test report.
7. The Measured power density (dBm)/ 100kHz is a reference level and used as 20dBc down limit line for Conducted Band Edges and Conducted Spurious Emission.

#### 3.3.4 Test Setup



#### 3.3.5 Test Result of Power Spectral Density

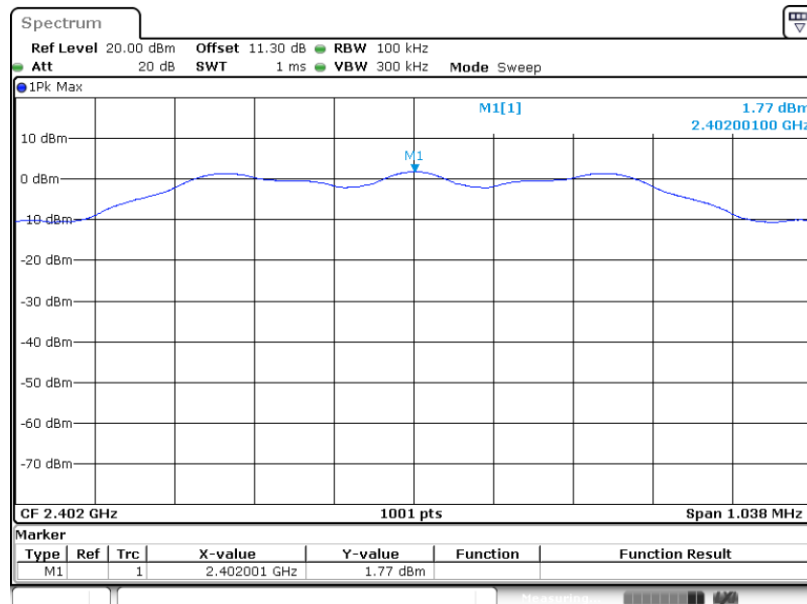
Please refer to Appendix A.



## 3.3.6 Test Result of Power Spectral Density Plots (100kHz)

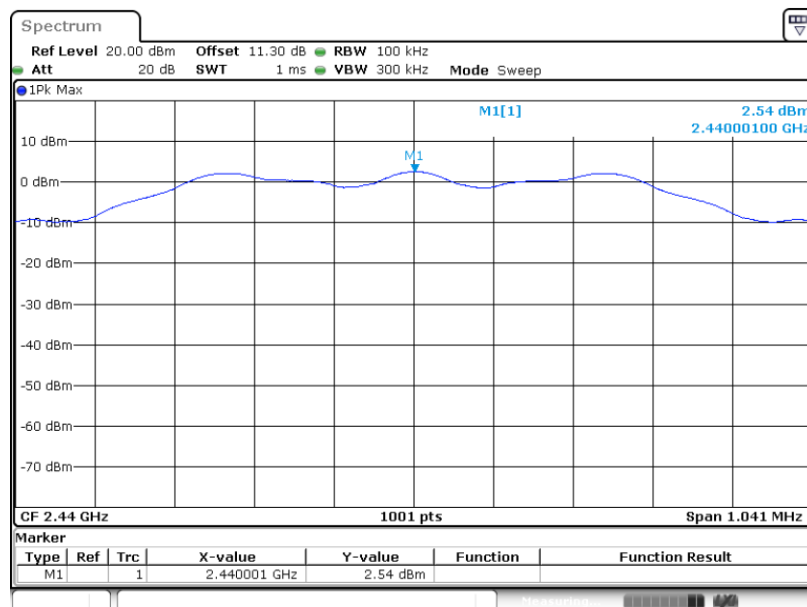
BLE 125kbps

PSD 100kHz Plot on Channel 00



Date: 1.OCT.2024 16:51:38

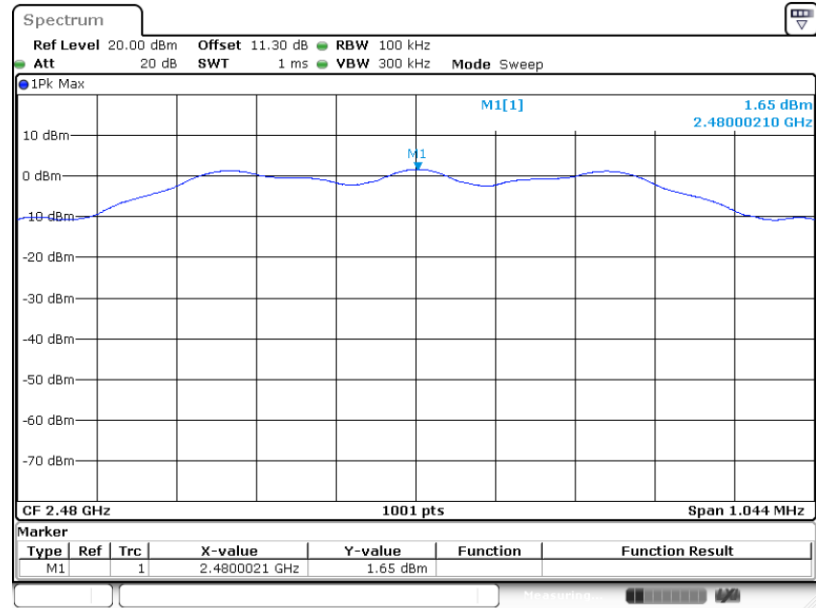
PSD 100kHz Plot on Channel 19



Date: 1.OCT.2024 16:54:10

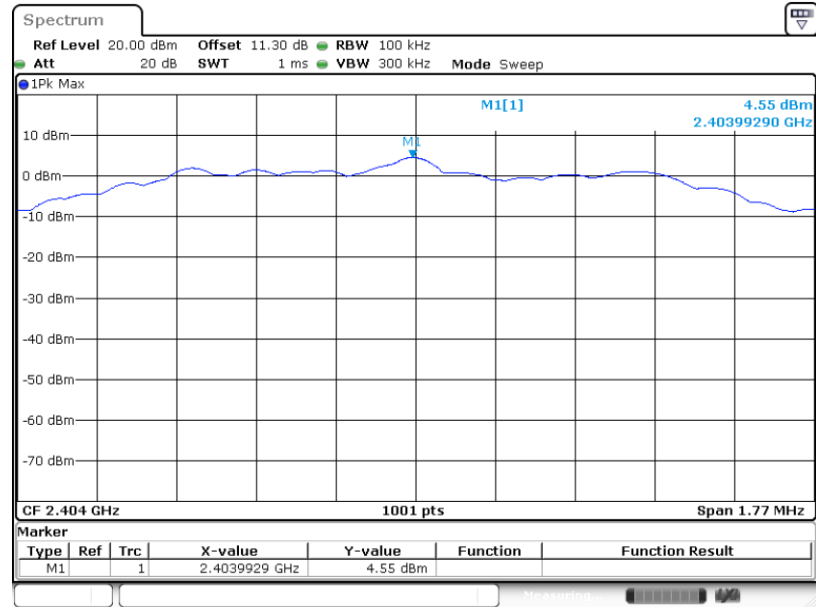


PSD 100kHz Plot on Channel 39



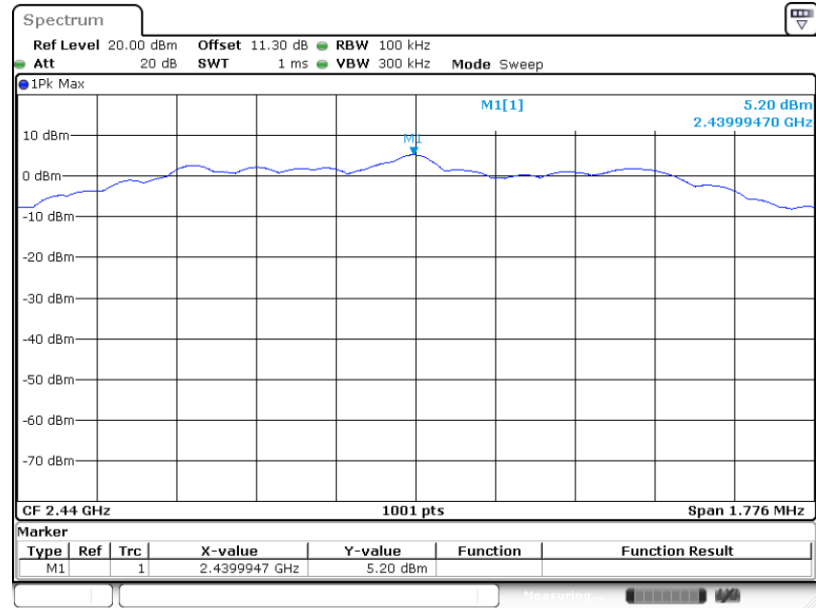
BLE 2Mbps

PSD 100kHz Plot on Channel 01

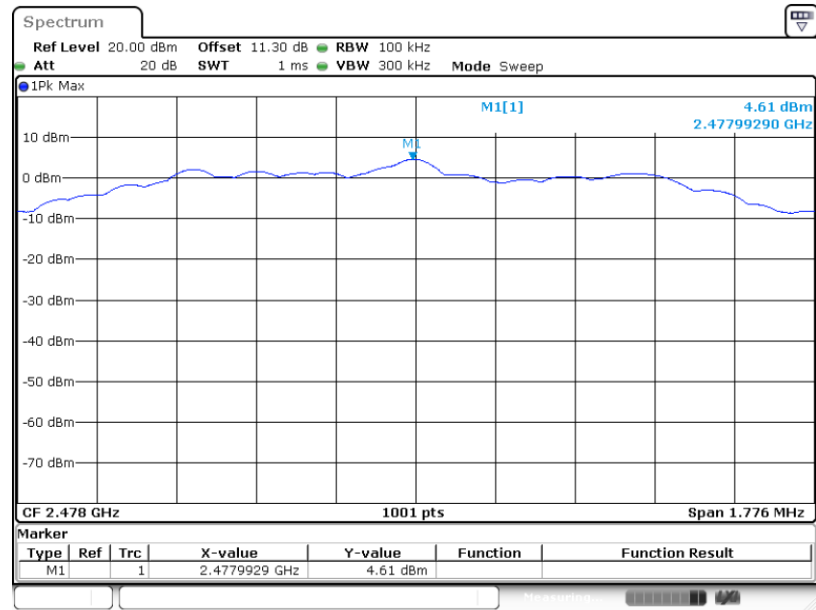




PSD 100kHz Plot on Channel 19



PSD 100kHz Plot on Channel 38

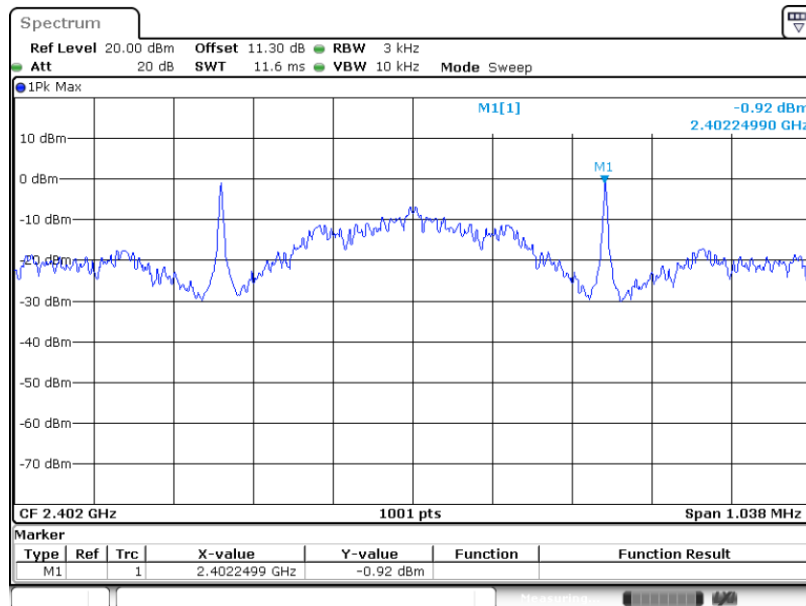




### 3.3.7 Test Result of Power Spectral Density Plots (3kHz)

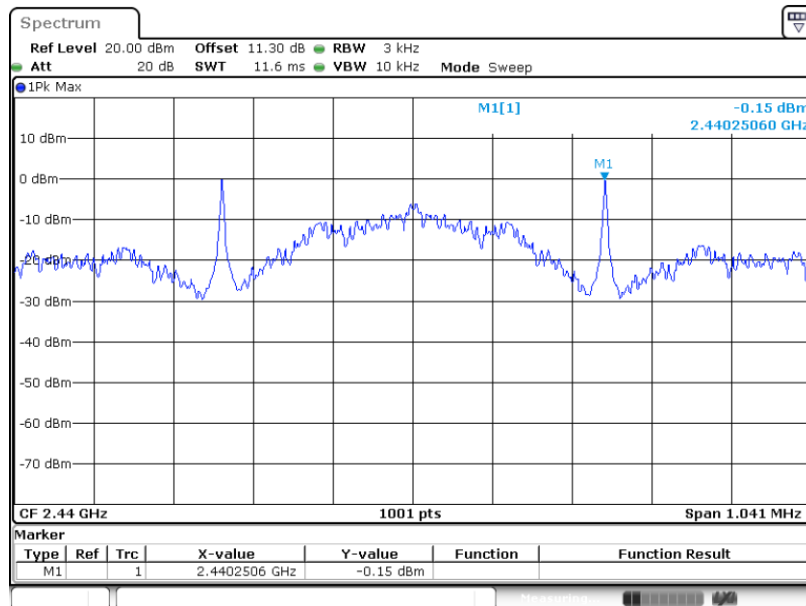
BLE 125kbps

PSD 3kHz Plot on Channel 00



Date: 1.OCT.2024 16:50:33

PSD 3kHz Plot on Channel 19

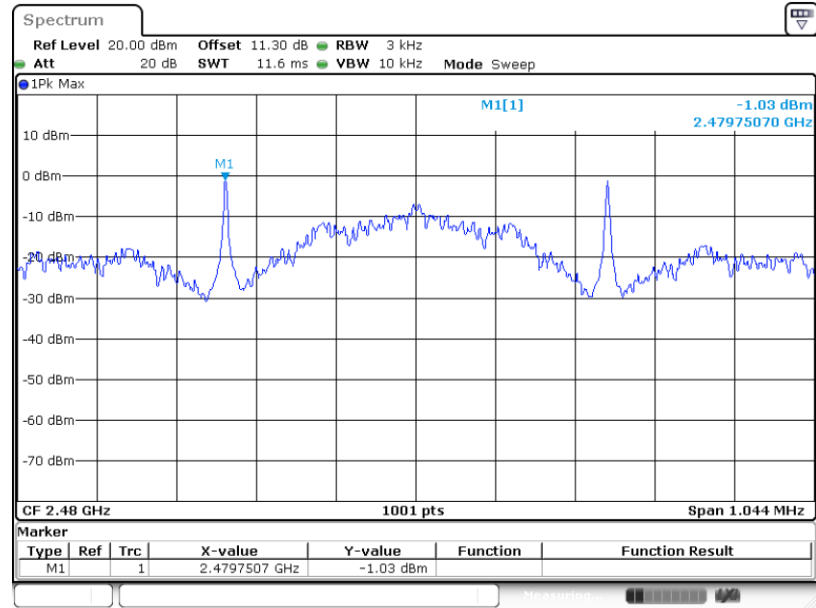


Date: 1.OCT.2024 16:53:51





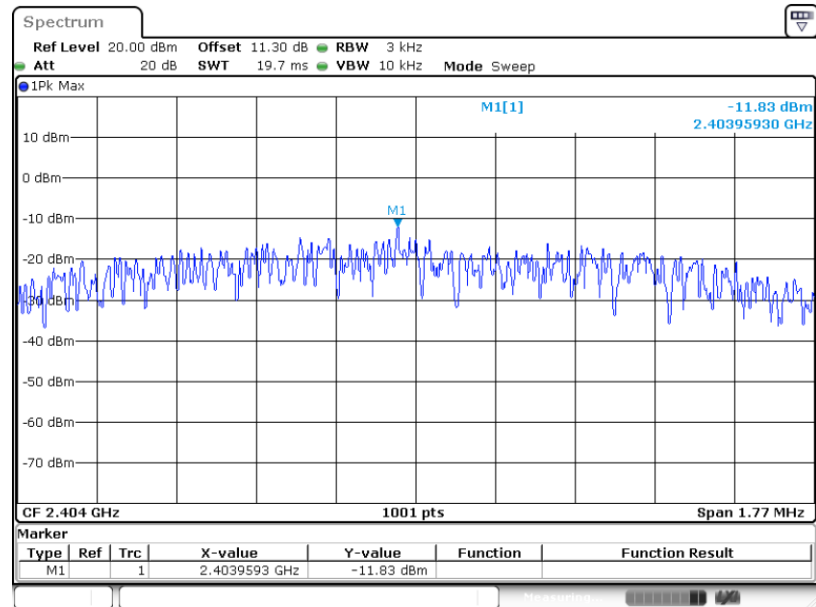
### PSD 3kHz Plot on Channel 39



Date: 1.OCT.2024 16:55:52

### BLE 2Mbps

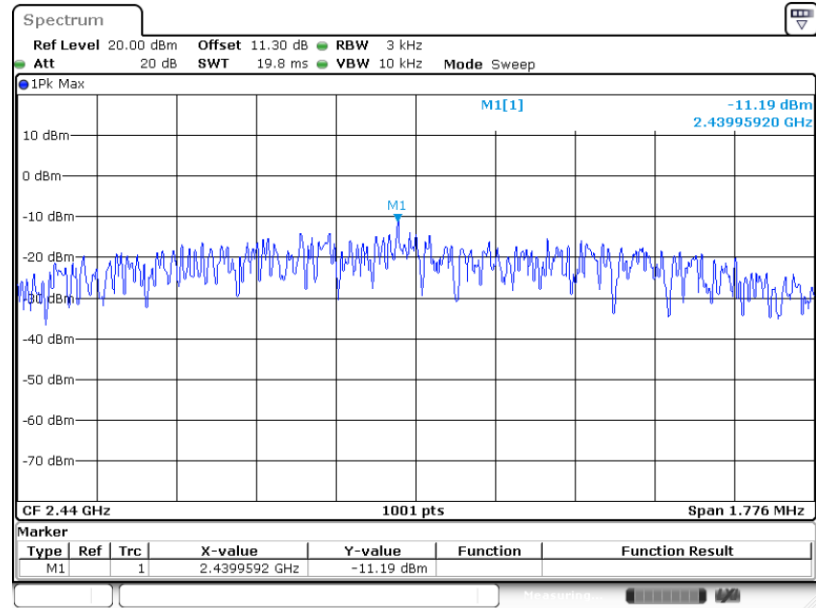
### PSD 3kHz Plot on Channel 01



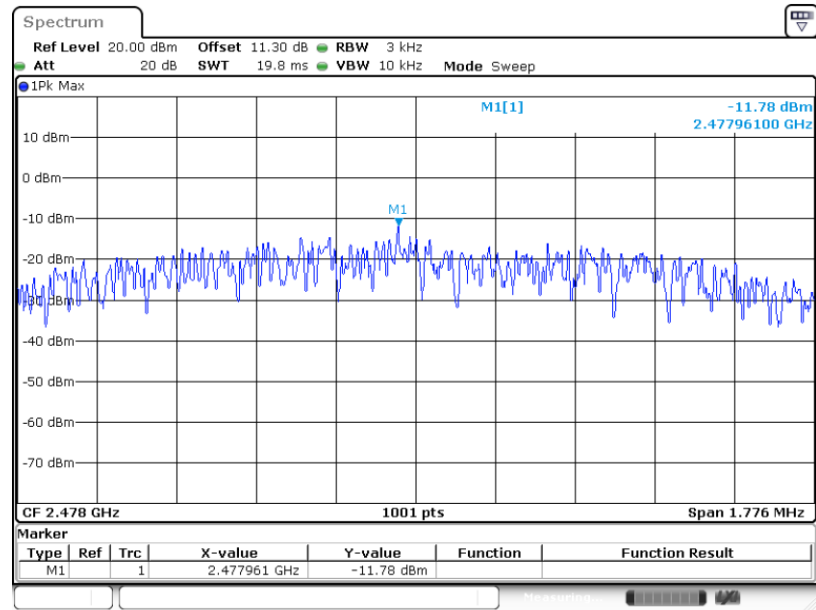
Date: 1.OCT.2024 16:58:47



PSD 3kHz Plot on Channel 19



PSD 3kHz Plot on Channel 38



### 3.4 Conducted Band Edges and Spurious Emission Measurement

#### 3.4.1 Limit of Conducted Band Edges and Spurious Emission

All harmonics/spurious must be at least 30 dB down from the highest emission level within the authorized band.

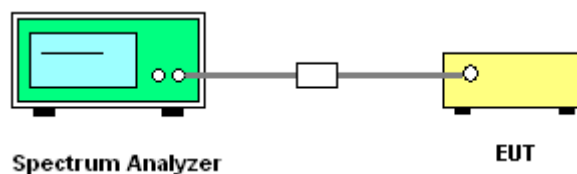
#### 3.4.2 Measuring Instruments

The section 4.0 of List of Measuring Equipment of this test report is used for test.

#### 3.4.3 Test Procedure

1. The testing follows ANSI C63.10-2013 clause 11.13
2. The RF output of EUT was connected to the spectrum analyzer by RF cable and attenuator. The path loss was compensated to the results for each measurement.
3. Set to the maximum power setting and enable the EUT transmit continuously.
4. Set RBW = 100 kHz, VBW=300 kHz, Peak Detector. Unwanted Emissions measured in any 100 kHz bandwidth outside of the authorized frequency band shall be attenuated by at least 20 dB relative to the maximum in-band peak PSD level in 100 kHz when maximum peak conducted output power procedure is used. If the transmitter complies with the conducted power limits based on the use of RMS averaging over a time interval, the attenuation required under this paragraph shall be 30 dB instead of 20 dB.
5. Measure and record the results in the test report.
6. The RF fundamental frequency should be excluded against the limit line in the operating frequency band.

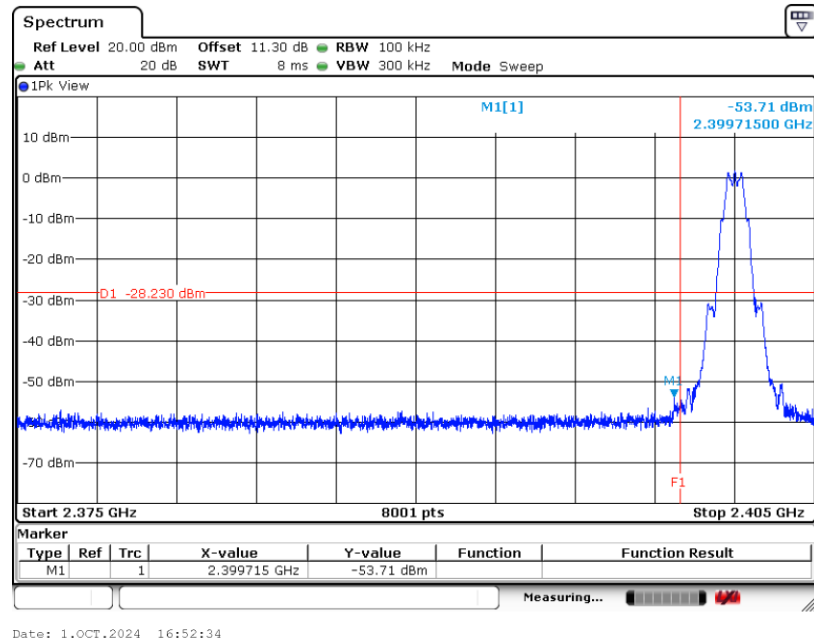
#### 3.4.4 Test Setup



### 3.4.5 Test Result of Conducted Band Edges Plots

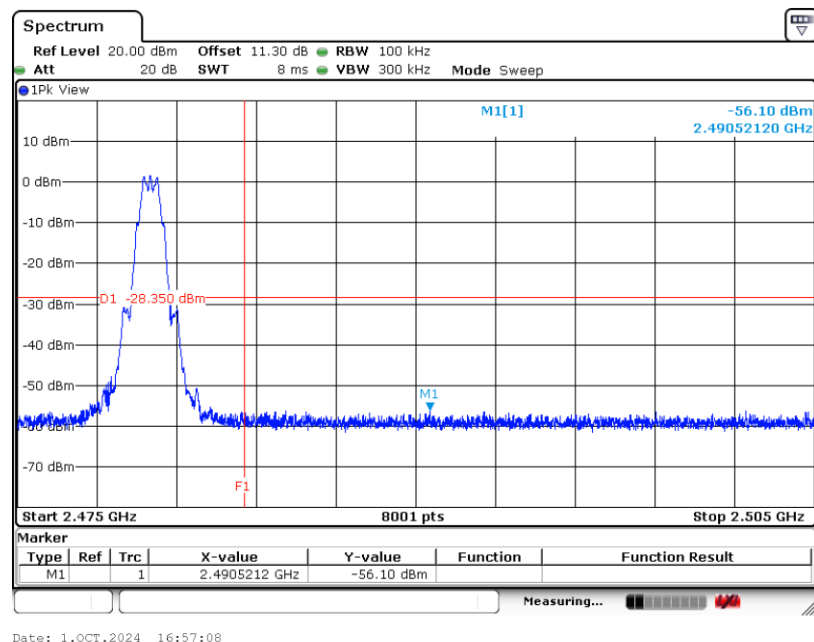
## BLE 125kbps

### Low Band Edge Plot on Channel 00



Date: 1.OCT.2024 16:52:34

### High Band Edge Plot on Channel 39

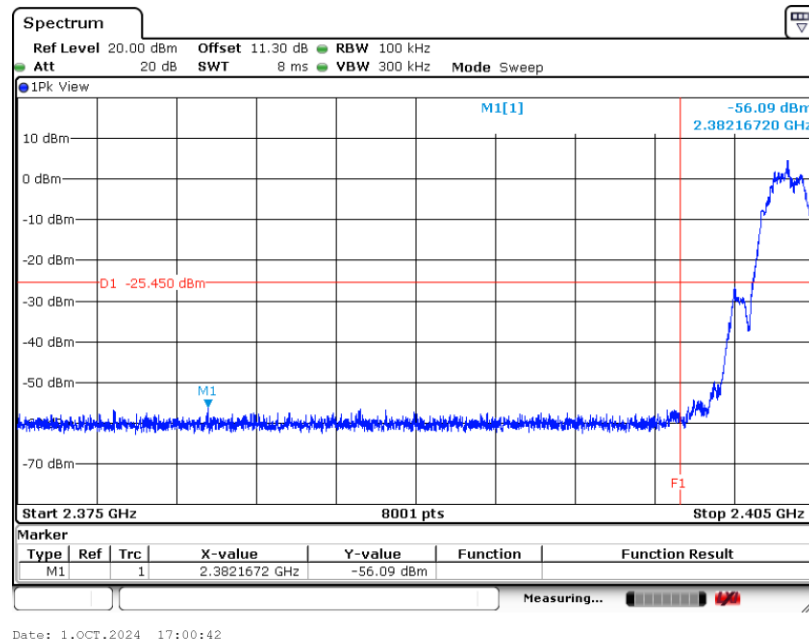


Date: 1.OCT.2024 16:57:08

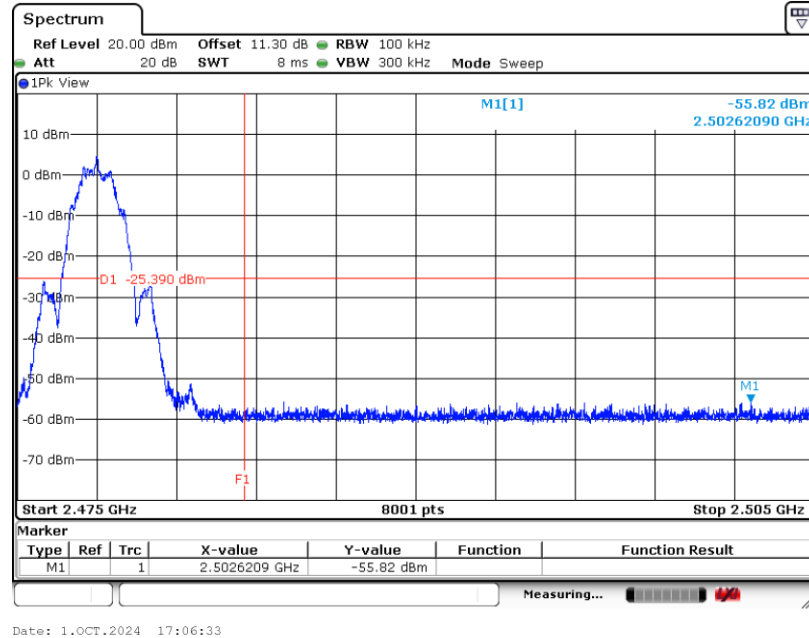


## BLE 2Mbps

### Low Band Edge Plot on Channel 01



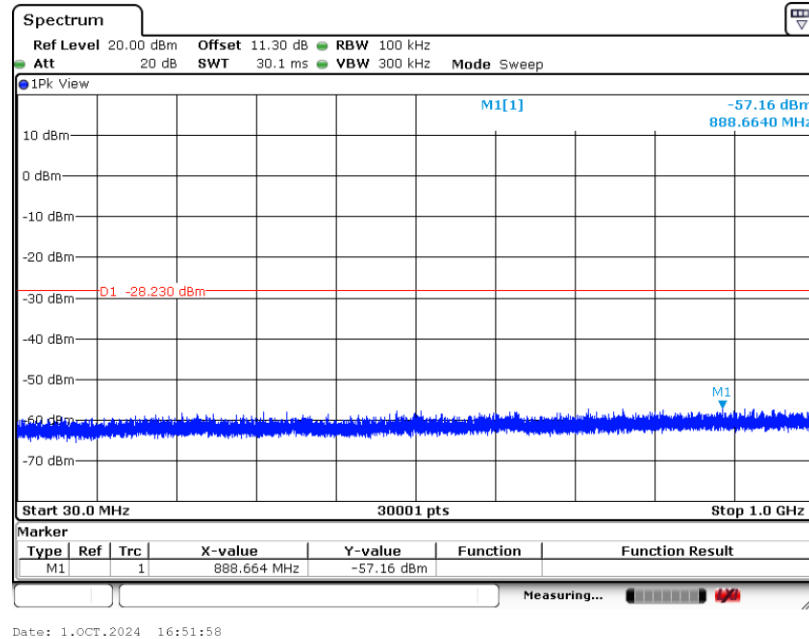
### High Band Edge Plot on Channel 38



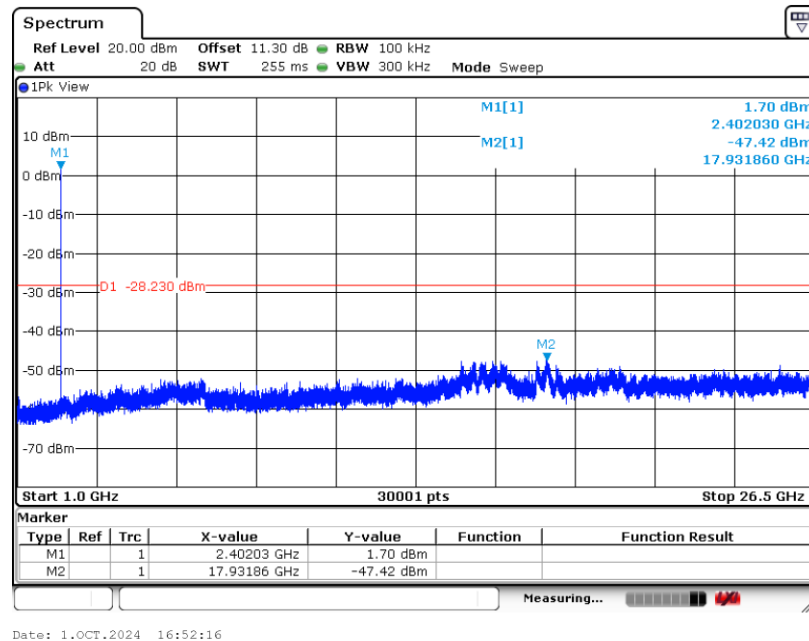


### 3.4.6 Test Result of Conducted Spurious Emission Plots

#### Conducted Spurious Emission Plot on Bluetooth LE 125kbps GFSK Channel 00

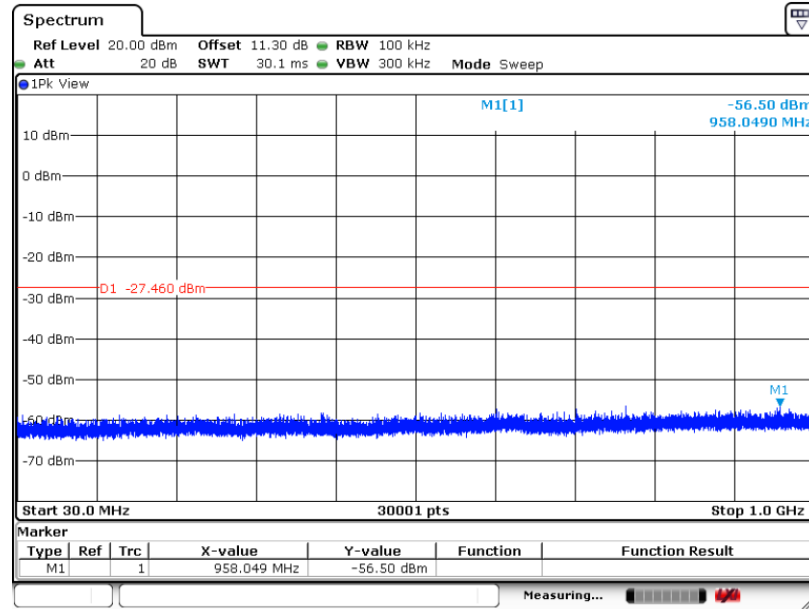


#### Conducted Spurious Emission Plot on Bluetooth LE 125kbps GFSK Channel 00



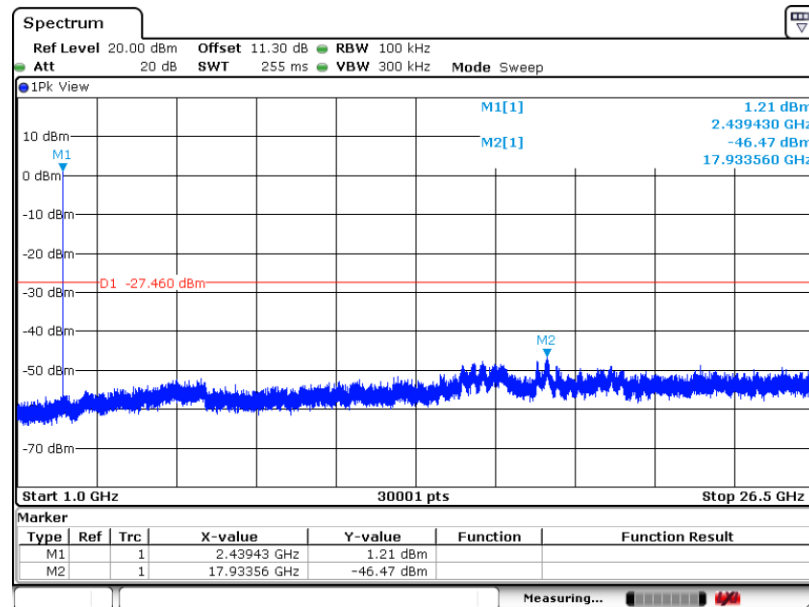


### Conducted Spurious Emission Plot on Bluetooth LE 125kbps GFSK Channel 19



Date: 1.OCT.2024 16:54:38

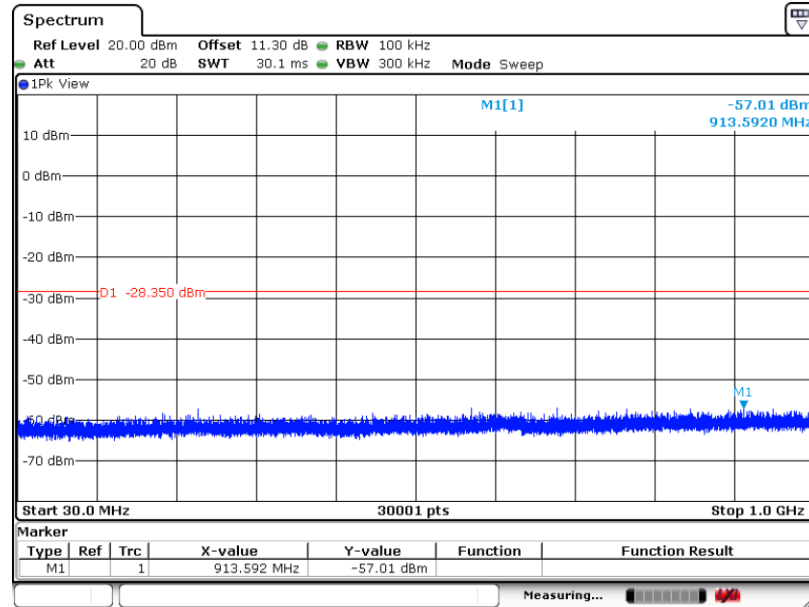
### Conducted Spurious Emission Plot on Bluetooth LE 125kbps GFSK Channel 19



Date: 1.OCT.2024 16:54:53

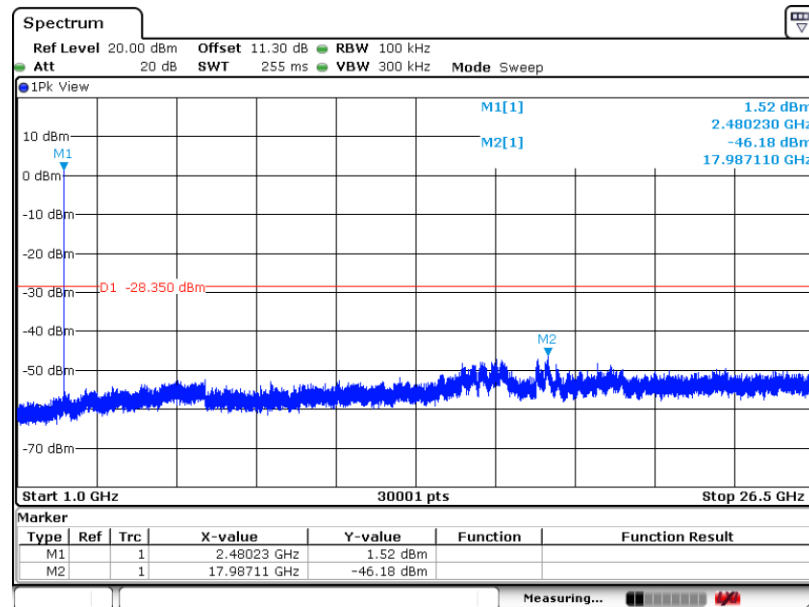


### Conducted Spurious Emission Plot on Bluetooth LE 125kbps GFSK Channel 39



Date: 1.OCT.2024 16:56:37

### Conducted Spurious Emission Plot on Bluetooth LE 125kbps GFSK Channel 39

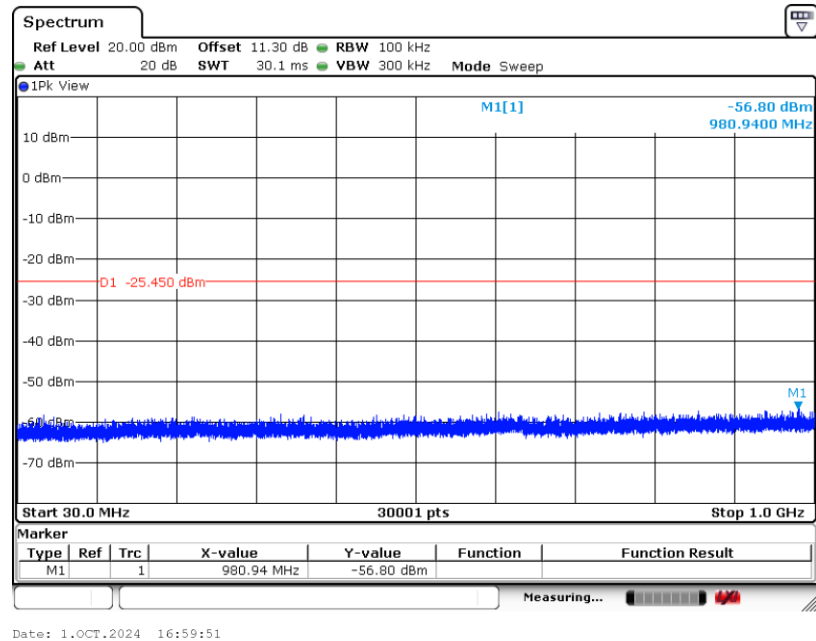


Date: 1.OCT.2024 16:56:53

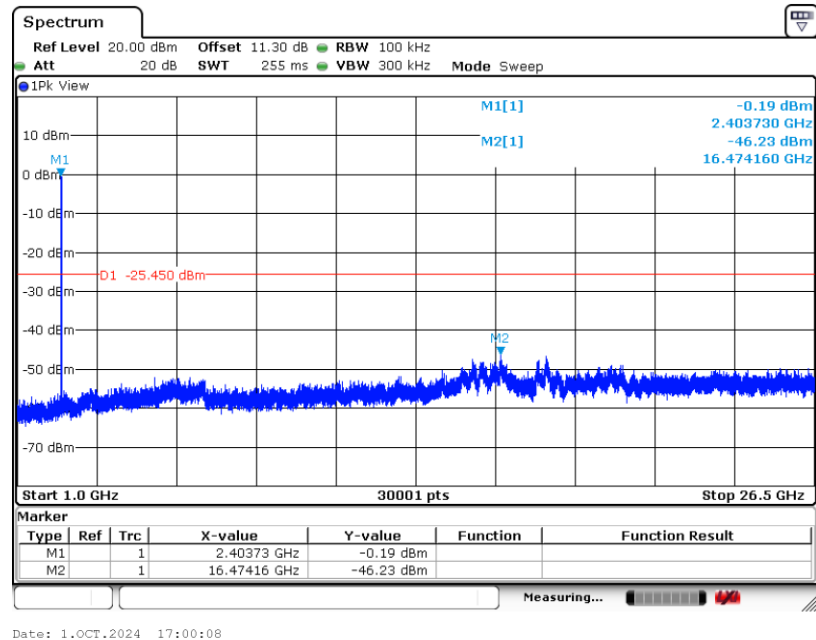




### Conducted Spurious Emission Plot on Bluetooth LE 2Mbps GFSK Channel 01

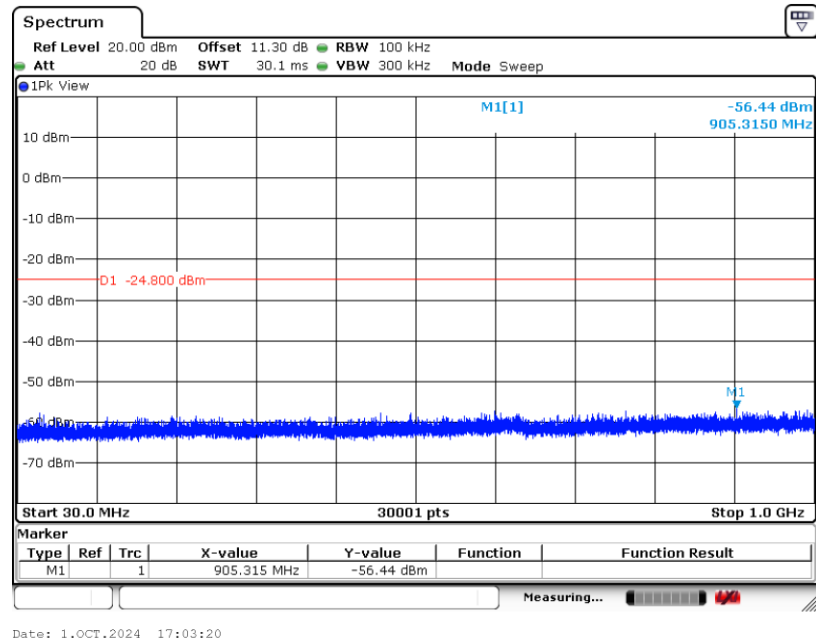


### Conducted Spurious Emission Plot on Bluetooth LE 2Mbps GFSK Channel 01

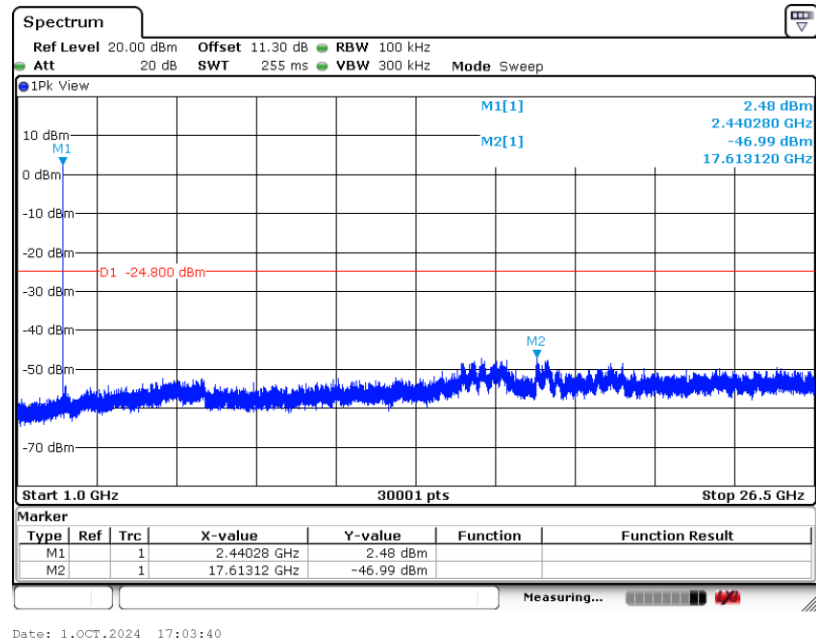




### Conducted Spurious Emission Plot on Bluetooth LE 2Mbps GFSK Channel 19

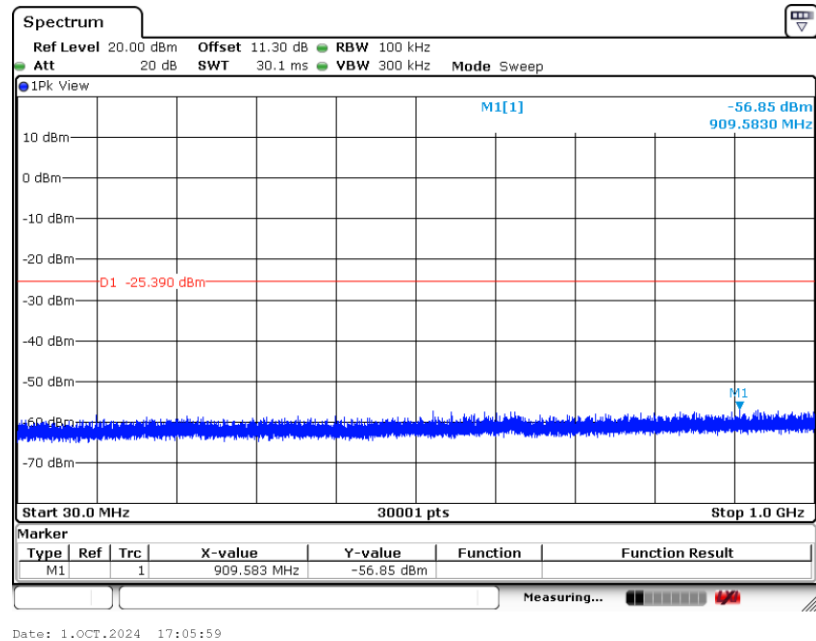


### Conducted Spurious Emission Plot on Bluetooth LE 2Mbps GFSK Channel 19

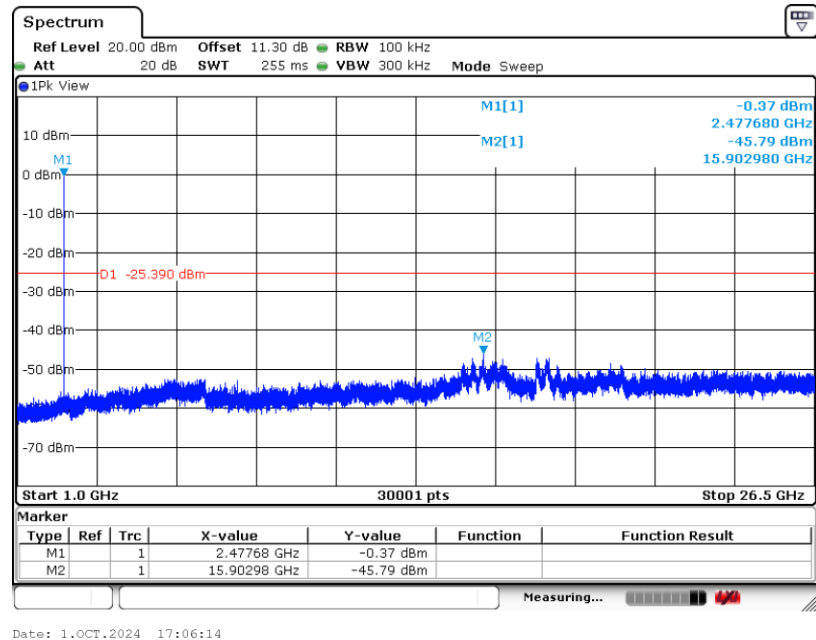




### Conducted Spurious Emission Plot on Bluetooth LE 2Mbps GFSK Channel 38



### Conducted Spurious Emission Plot on Bluetooth LE 2Mbps GFSK Channel 38



### 3.5 Radiated Band Edges and Spurious Emission Measurement

#### 3.5.1 Limit of Radiated Band Edges and Spurious Emission

In any 100 kHz bandwidth outside the intentional radiator frequency band, all harmonics/spurious must be at least 20 dB below the highest emission level within the authorized band. If the output power of this device was measured by spectrum analyzer, the attenuation under this paragraph shall be 30 dB instead of 20 dB. In addition, radiated emissions which fall in the restricted bands must also comply with the limits as below.

Frequency (MHz)	Field Strength (microvolts/meter)	Measurement Distance (meters)
0.009 – 0.490	2400/F(kHz)	300
0.490 – 1.705	24000/F(kHz)	30
1.705 – 30.0	30	30
30 – 88	100	3
88 – 216	150	3
216 - 960	200	3
Above 960	500	3

#### 3.5.2 Measuring Instruments

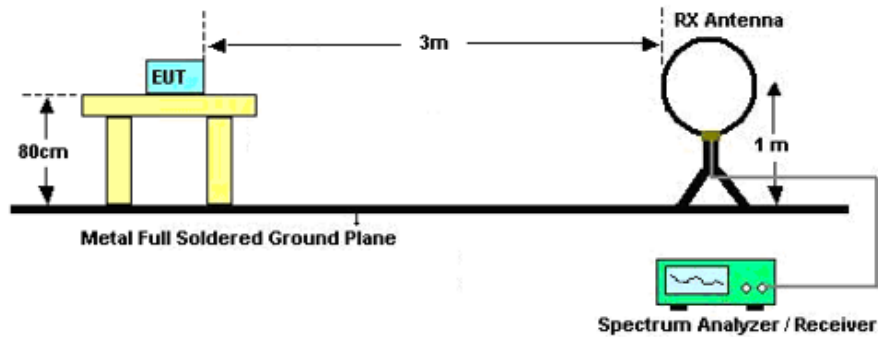
The section 4.0 of List of Measuring Equipment of this test report is used for test.

### 3.5.3 Test Procedures

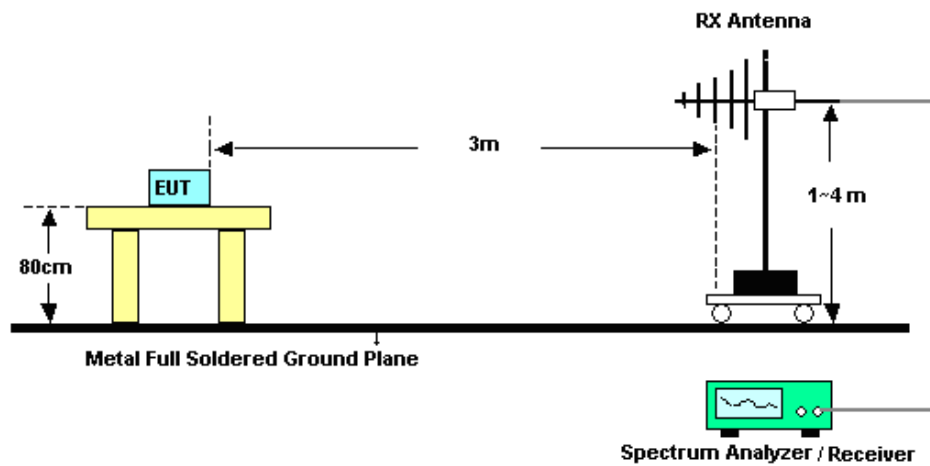
1. The testing follows ANSI C63.10-2013 clause 11.11 & 11.12
2. The EUT was arranged to its worst case and then tune the antenna tower (from 1 m to 4 m) and turntable (from 0 degree to 360 degrees) to find the maximum reading. A pre-amp and a high pass filter are used for the test in order to get better signal level.
3. The EUT was placed on a turntable with 0.8 meter for frequency below 1GHz and 1.5 meter for frequency above 1GHz respectively above ground.
4. The EUT was set 3 meters from the interference receiving antenna, which was mounted on the top of a variable height antenna tower.
5. Corrected Reading: Antenna Factor + Cable Loss + Read Level - Preamp Factor = Level
6. For testing below 1GHz, if the emission level of the EUT in peak mode was 3 dB lower than the limit specified, then peak values of EUT will be reported, otherwise, the emissions will be repeated one by one using the CISPR quasi-peak method and reported.
7. For testing above 1GHz, the emission level of the EUT in peak mode was 20dB lower than peak limit (that means the emission level in average mode also complies with the limit in average mode), then peak values of EUT will be reported, otherwise, the emissions will be measured in average mode again and reported.
8. Use the following spectrum analyzer settings:
  - (1) Span shall wide enough to fully capture the emission being measured;
  - (2) Set RBW=100 kHz for  $f < 1$  GHz;  $VBW \geq RBW$ ; Sweep = auto; Detector function = peak; Trace = max hold;
  - (3) Set RBW = 1 MHz, VBW= 3MHz for  $f \geq 1$  GHz for peak measurement.  
For average measurement:
    - $VBW = 10$  Hz, when duty cycle is no less than 98 percent.
    - $VBW \geq 1/T$ , when duty cycle is less than 98 percent where T is the minimum transmission duration over which the transmitter is on and is transmitting at its maximum power control level for the tested mode of operation.

### 3.5.4 Test Setup

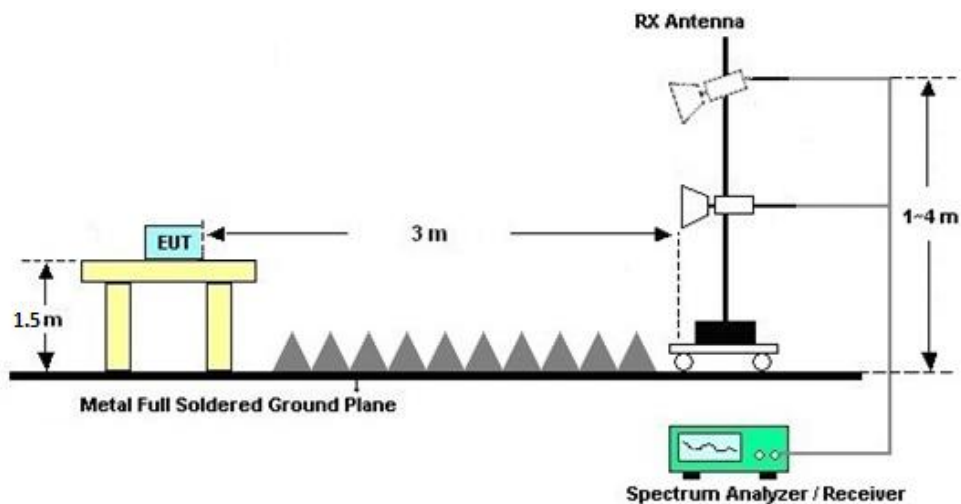
For radiated emissions below 30MHz



For radiated emissions from 30MHz to 1GHz



For radiated emissions above 1GHz





### **3.5.5 Test Results of Radiated Spurious Emissions (9 kHz ~ 30 MHz)**

The low frequency, which started from 9 kHz to 30MHz, was pre-scanned and the result which was 20dB lower than the limit line was not reported.

There is a comparison data of both open-field test site and semi-Anechoic chamber, and the result came out very similar.

### **3.5.6 Test Result of Radiated Spurious at Band Edges**

Please refer to Appendix C

### **3.5.7 Duty Cycle**

Please refer to Appendix D.

### **3.5.8 Test Result of Radiated Spurious Emission (30MHz ~ 10th Harmonic or 40GHz, whichever is lower)**

Please refer to Appendix C

## 3.6 AC Conducted Emission Measurement

### 3.6.1 Limit of AC Conducted Emission

For equipment that is designed to be connected to the public utility (AC) power line, the radio frequency voltage that is conducted back onto the AC power line on any frequency or frequencies within the band 150 kHz to 30 MHz shall not exceed the limits in the following table.

Frequency of emission (MHz)	Conducted limit (dB $\mu$ V)	
	Quasi-peak	Average
0.15-0.5	66 to 56*	56 to 46*
0.5-5	56	46
5-30	60	50

\*Decreases with the logarithm of the frequency.

### 3.6.2 Measuring Instruments

The section 4.0 of List of Measuring Equipment of this test report is used for test.

### 3.6.3 Test Procedures

1. The EUT was placed 0.4 meter from the conducting wall of the shielding room was kept at least 80 centimeters from any other grounded conducting surface.
2. Connect EUT to the power mains through a line impedance stabilization network (LISN).
3. All the support units are connecting to the other LISN.
4. The LISN provides 50 ohm coupling impedance for the measuring instrument.
5. The FCC states that a 50 ohm, 50 microhenry LISN should be used.
6. Both sides of AC line were checked for maximum conducted interference.
7. The frequency range from 150 kHz to 30 MHz was searched.
8. Set the test-receiver system to Peak Detect Function and specified bandwidth (IF Bandwidth = 9kHz) with Maximum Hold Mode. Then measurement is also conducted by Average Detector and Quasi-Peak Detector Function respectively.



### 3.6.4 Test Setup



### 3.6.5 Test Result of AC Conducted Emission

Please refer to Appendix B.



## **3.7 Antenna Requirements**

### **3.7.1 Standard Applicable**

If directional gain of transmitting antennas is greater than 6dBi, the power shall be reduced by the same level in dB comparing to gain minus 6dBi. The use of a permanently attached antenna or of an antenna that uses a unique coupling to the intentional radiator shall be considered sufficient to comply with the rule.

### **3.7.2 Antenna Anti-Replacement Construction**

An embedded-in antenna design is used.

### **3.7.3 Antenna Gain**

The antenna peak gain of EUT is less than 6 dBi. Therefore, it is not necessary to reduce maximum peak output power limit.



## 4 List of Measuring Equipment

Instrument	Manufacturer	Model No.	Serial No.	Characteristics	Calibration Date	Test Date	Due Date	Remark
Spectrum Analyzer	R&S	FSV40	101078	10Hz~40GHz	Apr. 09, 2024	Sep. 30, 2024 ~Oct. 01, 2024	Apr. 08, 2025	Conducted (TH01-SZ)
Pulse Power Sensor	Anritsu	MA2411B	1339473	30MHz~40GHz	Dec. 29, 2023	Sep. 30, 2024 ~Oct. 01, 2024	Dec. 28, 2024	Conducted (TH01-SZ)
Power Sensor	Anritsu	MA24440A	11707	50MHz~40GHz	Dec. 27, 2023	Sep. 30, 2024 ~Oct. 01, 2024	Dec. 26, 2024	Conducted (TH01-SZ)
EMI Test Receiver	R&S	ESR7	101404	9kHz~7GHz	Oct. 18, 2023	Oct. 01, 2024 ~Oct. 06, 2024	Oct. 17, 2024	Radiation (03CH04-SZ)
EXA Spectrum Analyzer	KEYSIGHT	N9010A	MY551502 13	10Hz~44GHz	Jul. 03, 2024	Oct. 01, 2024 ~Oct. 06, 2024	Jul. 02, 2025	Radiation (03CH04-SZ)
Loop Antenna	R&S	HFH2-Z2E	101141	9kHz~30MHz	Dec. 29, 2023	Oct. 01, 2024 ~Oct. 06, 2024	Dec. 28, 2024	Radiation (03CH04-SZ)
Bilog Antenna	TeseQ	CBL6111D	41909	30MHz~1GHz	May. 09, 2024	Oct. 01, 2024 ~Oct. 06, 2024	May. 08, 2025	Radiation (03CH04-SZ)
Double Ridge Horn Antenna	SCHWARZBECK	BBHA9120D	9120D-147 4	1GHz~18GHz	Jul. 07, 2023	Oct. 01, 2024 ~Oct. 06, 2024	Jul. 06, 2025	Radiation (03CH04-SZ)
Horn Antenna	SCHWARZBECK	BBHA9170	9170#679	15GHz~40GHz	Jul. 04, 2024	Oct. 01, 2024 ~Oct. 06, 2024	Jul. 03, 2025	Radiation (03CH04-SZ)
Amplifier	Burgeon	BPA-530	102211	0.01Hz ~3000MHz	Oct. 18, 2023	Oct. 01, 2024 ~Oct. 06, 2024	Oct. 17, 2024	Radiation (03CH04-SZ)
HF Amplifier	MITEQ	AMF-7D-0010 1800-30-10P-R	1943528	1GHz~18GHz	Oct. 18, 2023	Oct. 01, 2024 ~Oct. 06, 2024	Oct. 17, 2024	Radiation (03CH04-SZ)
HF Amplifier	MITEQ	TTA1840-35-HG	1871923	18GHz~40GHz	Jul. 03, 2024	Oct. 01, 2024 ~Oct. 06, 2024	Jul. 02, 2025	Radiation (03CH04-SZ)
Amplifier	Agilent Technologies	83017A	MY572801 36	500MHz~26.5G Hz	Jul. 03, 2024	Oct. 01, 2024 ~Oct. 06, 2024	Jul. 02, 2025	Radiation (03CH04-SZ)
AC Power Source	APC	AFV-S-600B	F11905001 9	N/A	Oct. 18, 2023	Oct. 01, 2024 ~Oct. 06, 2024	Oct. 17, 2024	Radiation (03CH04-SZ)
Turn Table	EM	EM1000	N/A	0~360 degree	NCR	Oct. 01, 2024 ~Oct. 06, 2024	NCR	Radiation (03CH04-SZ)
Antenna Mast	EM	EM1000	N/A	1 m~4 m	NCR	Oct. 01, 2024 ~Oct. 06, 2024	NCR	Radiation (03CH04-SZ)
EMI Receiver	R&S	ESR7	102297	9kHz~7GHz;	Jul. 03, 2024	Oct. 21, 2024	Jul. 02, 2025	Conduction (CO02-SZ)
AC LISN	R&S	ENV216	101499	9kHz~30MHz	Jul. 03, 2024	Oct. 21, 2024	Jul. 02, 2025	Conduction (CO02-SZ)
AC Power Source	CHROMA	61601	616010002 470	100Vac~250Vac	Dec.25, 2022	Oct. 21, 2024	Dec. 24, 2024	Conduction (CO02-SZ)

NCR: No Calibration Required

## 5 Measurement Uncertainty

The measurement uncertainties shown below were calculated in accordance with the requirements of ANSI 63.10-2013. All the measurement uncertainty value were shown with a coverage K=2 to indicate 95% level of confidence. The measurement data show herein meets or exceeds the CISPR measurement uncertainty values specified in CISPR 16-4-2 and can be compared directly to specified limit to determine compliance.

### Uncertainty of Conducted Measurement

Test Item	Uncertainty
Conducted Spurious Emission & Bandedge	$\pm 1.34$ dB
Occupied Channel Bandwidth	$\pm 0.012$ MHz
Conducted Power	$\pm 1.34$ dB
Conducted Power Spectral Density	$\pm 1.32$ dB
Frequency	$\pm 1.3$ Hz

### Uncertainty of AC Conducted Emission Measurement (0.15 MHz ~ 30 MHz)

Measuring Uncertainty for a Level of Confidence of 95% ( $U = 2Uc(y)$ )	2.50dB
---	--------

### Uncertainty of Radiated Emission Measurement (30 MHz ~ 1000 MHz)

Measuring Uncertainty for a Level of Confidence of 95% ( $U = 2Uc(y)$ )	5.10dB
---	--------

### Uncertainty of Radiated Emission Measurement (1 GHz ~ 18 GHz)

Measuring Uncertainty for a Level of Confidence of 95% ( $U = 2Uc(y)$ )	4.80dB
---	--------

### Uncertainty of Radiated Emission Measurement (18 GHz ~ 40 GHz)

Measuring Uncertainty for a Level of Confidence of 95% ( $U = 2Uc(y)$ )	5.10dB
---	--------

----- THE END -----



## **Appendix A. Conducted Test Results**

## Appendix A. Test Result of Conducted Test Items

Test Engineer:	Xiaobin Han	Temperature:	21~25	°C
Test Date:	2024/9/30~2024/10/1	Relative Humidity:	51~54	%

### TEST RESULTS DATA 6dB and 99% Occupied Bandwidth

Mod.	Data Rate	NTX	CH.	Freq. (MHz)	99% Occupied BW (MHz)	6dB BW (MHz)	6dB BW Limit (MHz)	Pass/Fail
BLE	125kbps	1	0	2402	1.053	0.692	0.50	Pass
BLE	125kbps	1	19	2440	1.055	0.694	0.50	Pass
BLE	125kbps	1	39	2480	1.057	0.696	0.50	Pass

### TEST RESULTS DATA Average Power Table

Mod.	Data Rate	NTX	CH.	Freq. (MHz)	Duty Factor (dB)	Average Conducted Power (dBm)	Power Setting	Conducted Power Limit (dBm)	DG (dBi)	EIRP Power (dBm)	EIRP Power Limit (dBm)	Pass /Fail
BLE	125kbps	1	0	2402	0.84	5.80	Default	30.00	0.50	6.30	36.00	Pass
BLE	125kbps	1	19	2440	0.84	6.40	Default	30.00	0.50	6.90	36.00	Pass
BLE	125kbps	1	39	2480	0.84	5.70	Default	30.00	0.50	6.20	36.00	Pass

### TEST RESULTS DATA Peak Power Density

Mod.	Data Rate	NTX	CH.	Freq. (MHz)	Peak PSD (dBm /100kHz)	Peak PSD (dBm /3kHz)	DG (dBi)	Peak PSD Limit (dBm /3kHz)	Pass/Fail
BLE	125kbps	1	0	2402	1.77	-0.92	0.50	8.00	Pass
BLE	125kbps	1	19	2440	2.54	-0.15	0.50	8.00	Pass
BLE	125kbps	1	39	2480	1.65	-1.03	0.50	8.00	Pass

Note: PSD (dBm/ 100kHz) is a reference level used for Conducted Band Edges and Conducted Spurious Emission 30dBc limit.

Test Engineer:	Xiaobin Han	Temperature:	21~25	°C
Test Date:	2024/9/30~2024/10/1	Relative Humidity:	51~54	%

<div>TEST RESULTS DATA</div> <div>Average Power Table</div>												
Mod.	Data Rate	NTX	CH.	Freq. (MHz)	Duty Factor (dB)	Average Conducted Power (dBm)	Power Setting	Conducted Power Limit (dBm)	DG (dBi)	EIRP Power (dBm)	EIRP Power Limit (dBm)	Pass /Fail
BLE	500kbps	1	0	2402	2.48	5.70	Default	30.00	0.50	6.20	36.00	Pass
BLE	500kbps	1	19	2440	2.48	6.30	Default	30.00	0.50	6.80	36.00	Pass
BLE	500kbps	1	39	2480	2.48	5.60	Default	30.00	0.50	6.10	36.00	Pass

Note: PSD (dBm/ 100kHz) is a reference level used for Conducted Band Edges and Conducted Spurious Emission 30dBc limit.

Test Engineer:	Xiaobin Han	Temperature:	21~25	°C
Test Date:	2024/9/30~2024/10/1	Relative Humidity:	51~54	%

<div>TEST RESULTS DATA</div> <div>Average Power Table</div>												
Mod.	Data Rate	NTX	CH.	Freq. (MHz)	Duty Factor (dB)	Average Conducted Power (dBm)	Power Setting	Conducted Power Limit (dBm)	DG (dBi)	EIRP Power (dBm)	EIRP Power Limit (dBm)	Pass /Fail
BLE	1Mbps	1	0	2402	2.14	5.70	Default	30.00	0.50	6.20	36.00	Pass
BLE	1Mbps	1	19	2440	2.14	6.30	Default	30.00	0.50	6.80	36.00	Pass
BLE	1Mbps	1	39	2480	2.14	5.60	Default	30.00	0.50	6.10	36.00	Pass

Note: PSD (dBm/ 100kHz) is a reference level used for Conducted Band Edges and Conducted Spurious Emission 30dBc limit.



Test Engineer:	Xiaobin Han	Temperature:	21~25	°C
Test Date:	2024/9/30~2024/10/1	Relative Humidity:	51~54	%

**TEST RESULTS DATA**  
**6dB and 99% Occupied Bandwidth**

Mod.	Data Rate	NTX	CH.	Freq. (MHz)	99% Occupied BW (MHz)	6dB BW (MHz)	6dB BW Limit (MHz)	Pass/Fail
BLE	2Mbps	1	1	2404	2.050	1.180	0.50	Pass
BLE	2Mbps	1	19	2440	2.050	1.184	0.50	Pass
BLE	2Mbps	1	38	2478	2.054	1.184	0.50	Pass

**TEST RESULTS DATA**  
**Average Power Table**

Mod.	Data Rate	NTX	CH.	Freq. (MHz)	Duty Factor (dB)	Average Conducted Power (dBm)	Power Setting	Conducted Power Limit (dBm)	DG (dBi)	EIRP Power (dBm)	EIRP Power Limit (dBm)	Pass /Fail
BLE	2Mbps	1	1	2404	4.98	5.60	Default	30.00	0.50	6.10	36.00	Pass
BLE	2Mbps	1	19	2440	4.98	6.20	Default	30.00	0.50	6.70	36.00	Pass
BLE	2Mbps	1	38	2478	4.98	5.50	Default	30.00	0.50	6.00	36.00	Pass

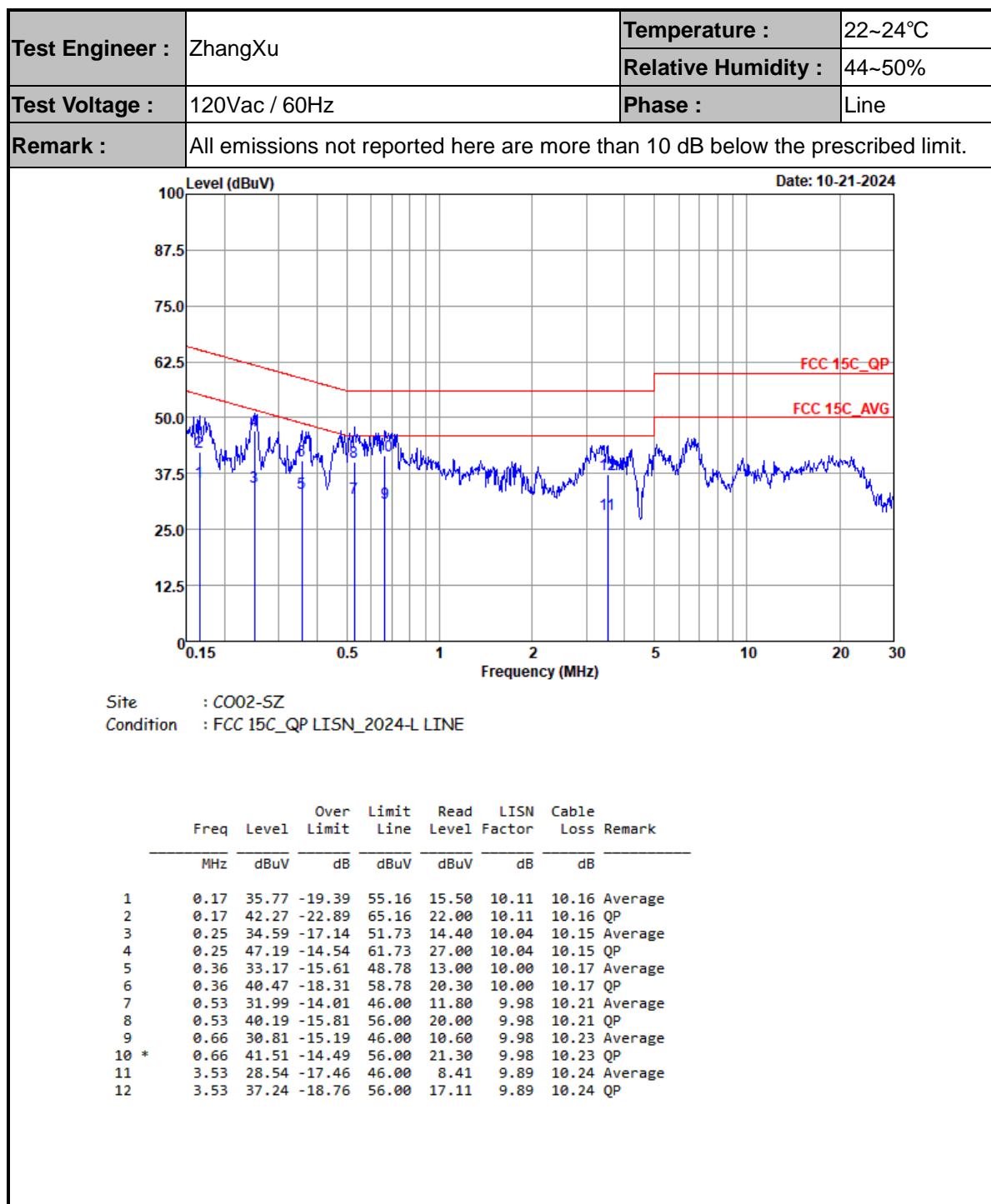
**TEST RESULTS DATA**  
**Peak Power Density**

Mod.	Data Rate	NTX	CH.	Freq. (MHz)	Peak PSD (dBm /100kHz)	Peak PSD (dBm /3kHz)	DG (dBi)	Peak PSD Limit (dBm /3kHz)	Pass/Fail
BLE	2Mbps	1	1	2404	4.55	-11.83	0.50	8.00	Pass
BLE	2Mbps	1	19	2440	5.20	-11.19	0.50	8.00	Pass
BLE	2Mbps	1	38	2478	4.61	-11.78	0.50	8.00	Pass

Note: PSD (dBm/ 100kHz) is a reference level used for Conducted Band Edges and Conducted Spurious Emission 30dBc limit.

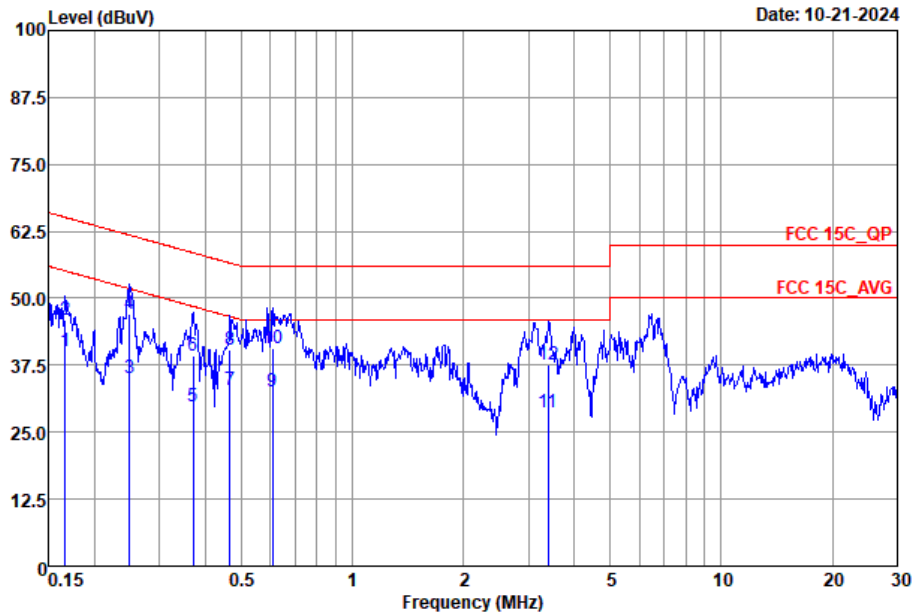


## Appendix B. AC Conducted Emission Test Results





<b>Test Engineer :</b>	ZhangXu	<b>Temperature :</b>	22~24°C
		<b>Relative Humidity :</b>	44~50%
<b>Test Voltage :</b>	120Vac / 60Hz	<b>Phase :</b>	Neutral
<b>Remark :</b>	All emissions not reported here are more than 10 dB below the prescribed limit.		



Site : CO02-SZ  
Condition : FCC 15C\_QP LISN\_2024-N NEUTRAL

	Freq	Level	Over	Limit	Read	LISN	Cable	
	MHz	dBuV	Limit	Line	Level	Factor	Loss	Remark
			dB	dBuV	dBuV	dB	dB	
1	0.17	40.25	-24.87	65.12	20.00	10.09	10.16	Average
2	0.17	45.85	-19.27	65.12	25.60	10.09	10.16	QP
3	0.25	35.06	-26.72	61.78	14.90	10.01	10.15	Average
4 *	0.25	46.96	-14.82	61.78	26.80	10.01	10.15	QP
5	0.37	29.94	-28.53	58.47	9.80	9.97	10.17	Average
6	0.37	39.34	-19.13	58.47	19.20	9.97	10.17	QP
7	0.47	32.95	-23.63	56.58	12.80	9.96	10.19	Average
8	0.47	40.25	-16.33	56.58	20.10	9.96	10.19	QP
9	0.61	32.48	-23.52	56.00	12.29	9.97	10.22	Average
10	0.61	40.58	-15.42	56.00	20.39	9.97	10.22	QP
11	3.40	28.64	-27.36	56.00	8.51	9.89	10.24	Average
12	3.40	37.74	-18.26	56.00	17.61	9.89	10.24	QP

Note:

- Level(dBμV) = Read Level(dBμV) + LISN Factor(dB) + Cable Loss(dB)
- Over Limit(dB) = Level(dBμV) – Limit Line(dBμV)



## Appendix C. Radiated Spurious Emission Test Data

Test Engineer :	Wenbo Xiao	Relative Humidity :	50%
		Temperature :	20°C~22°C

### Radiated Spurious Emission Test Modes

Mode	Band (MHz)	Antenna	Modulation	Channel	Frequency	Data Rate	RU	Remark
Mode 5	2400-2483.5	8	Bluetooth-LE	00	2402	125kbps	-	-
Mode 6	2400-2483.5	8	Bluetooth-LE	19	2440	125kbps	-	-
Mode 7	2400-2483.5	8	Bluetooth-LE	39	2480	125kbps	-	-
Mode 8	2400-2483.5	8	Bluetooth-LE	01	2404	2Mbps	-	-
Mode 9	2400-2483.5	8	Bluetooth-LE	38	2478	2Mbps	-	-
Mode 10	2400-2483.5	8	Bluetooth-LE	01	2404	2Mbps	-	LF

### Summary of each worse mode

Mode	Modulation	Ch.	Freq. (MHz)	Level (dBuV/m)	Limit (dBuV/m)	Margin (dB)	Pol.	Peak Avg.	Result	Remark
5	Bluetooth-LE	00	2380.35	33.96	54.00	-20.04	V	AVERAGE	Pass	Band Edge
	Bluetooth-LE	00	4804.00	46.46	74.00	-27.54	H	Peak	Pass	Harmonic
6	Bluetooth-LE	19	-	-	-	-	-	-	-	Band Edge
	Bluetooth-LE	19	7320.00	45.68	74.00	-28.32	V	Peak	Pass	Harmonic
7	Bluetooth-LE	39	2493.14	33.51	54.00	-20.49	V	AVERAGE	Pass	Band Edge
	Bluetooth-LE	39	7440.00	45.74	74.00	-28.26	H	Peak	Pass	Harmonic
8	Bluetooth-LE	01	2380.98	36.18	54.00	-17.82	V	AVERAGE	Pass	Band Edge
	Bluetooth-LE	01	4808.00	44.55	74.00	-29.45	V	Peak	Pass	Harmonic
9	Bluetooth-LE	38	2493.71	36.02	54.00	-17.98	V	AVERAGE	Pass	Band Edge
	Bluetooth-LE	38	-	-	-	-	-	-	-	Harmonic
10	Bluetooth-LE	01	41.64	31.97	40.00	-8.03	V	Peak	Pass	LF



Mode	5																																																																																									
	Band Edge																																																																																									
	2400-2483.5_Bluetooth-LE_CH00_2402MHz																																																																																									
ANT	8																																																																																									
Pol.	Horizontal					Fundamental																																																																																				
Peak	<div><p>Level (dBuV/m) <span>Date: 2024-10-01</span></p><p>Frequency (MHz)</p><table><thead><tr><th></th><th>Limit</th><th>Margin</th><th>Read</th><th>Ant</th><th>Cable</th><th>Preamp</th><th>APos</th><th>TPos</th><th></th></tr><tr><th>Freq</th><th>Level</th><th>Line</th><th>(dB)</th><th>Level</th><th>Factor</th><th>Loss</th><th>Factor</th><th></th><th>Remark</th></tr><tr><th>MHz</th><th>dBuV/m</th><th>dBuV/m</th><th></th><th>dBuV</th><th>dB/m</th><th>dB</th><th>dB</th><th>cm</th><th>deg</th></tr></thead><tbody><tr><td>1 2359.46</td><td>44.41</td><td>74.00</td><td>-29.59</td><td>41.87</td><td>30.73</td><td>5.33</td><td>33.52</td><td>310</td><td>285 PEAK</td></tr></tbody></table></div>						Limit	Margin	Read	Ant	Cable	Preamp	APos	TPos		Freq	Level	Line	(dB)	Level	Factor	Loss	Factor		Remark	MHz	dBuV/m	dBuV/m		dBuV	dB/m	dB	dB	cm	deg	1 2359.46	44.41	74.00	-29.59	41.87	30.73	5.33	33.52	310	285 PEAK	<div><p>Level (dBuV/m) <span>Date: 2024-10-01</span></p><p>Frequency (MHz)</p><table><thead><tr><th></th><th>Limit</th><th>Margin</th><th>Read</th><th>Ant</th><th>Cable</th><th>Preamp</th><th>APos</th><th>TPos</th><th></th></tr><tr><th>Freq</th><th>Level</th><th>Line</th><th>(dB)</th><th>Level</th><th>Factor</th><th>Loss</th><th>Factor</th><th></th><th>Remark</th></tr><tr><th>MHz</th><th>dBuV/m</th><th>dBuV/m</th><th></th><th>dBuV</th><th>dB/m</th><th>dB</th><th>dB</th><th>cm</th><th>deg</th></tr></thead><tbody><tr><td>1 2402.00</td><td>88.61</td><td>-----</td><td>-----</td><td>86.06</td><td>30.72</td><td>5.37</td><td>33.54</td><td>310</td><td>285 PEAK</td></tr></tbody></table></div>						Limit	Margin	Read	Ant	Cable	Preamp	APos	TPos		Freq	Level	Line	(dB)	Level	Factor	Loss	Factor		Remark	MHz	dBuV/m	dBuV/m		dBuV	dB/m	dB	dB	cm	deg	1 2402.00	88.61	-----	-----	86.06	30.72	5.37	33.54	310	285 PEAK
		Limit	Margin	Read	Ant	Cable	Preamp	APos	TPos																																																																																	
Freq	Level	Line	(dB)	Level	Factor	Loss	Factor		Remark																																																																																	
MHz	dBuV/m	dBuV/m		dBuV	dB/m	dB	dB	cm	deg																																																																																	
1 2359.46	44.41	74.00	-29.59	41.87	30.73	5.33	33.52	310	285 PEAK																																																																																	
	Limit	Margin	Read	Ant	Cable	Preamp	APos	TPos																																																																																		
Freq	Level	Line	(dB)	Level	Factor	Loss	Factor		Remark																																																																																	
MHz	dBuV/m	dBuV/m		dBuV	dB/m	dB	dB	cm	deg																																																																																	
1 2402.00	88.61	-----	-----	86.06	30.72	5.37	33.54	310	285 PEAK																																																																																	
Avg	<div><p>Level (dBuV/m) <span>Date: 2024-10-01</span></p><p>Frequency (MHz)</p><table><thead><tr><th></th><th>Limit</th><th>Margin</th><th>Read</th><th>Ant</th><th>Cable</th><th>Preamp</th><th>APos</th><th>TPos</th><th></th></tr><tr><th>Freq</th><th>Level</th><th>Line</th><th>(dB)</th><th>Level</th><th>Factor</th><th>Loss</th><th>Factor</th><th></th><th>Remark</th></tr><tr><th>MHz</th><th>dBuV/m</th><th>dBuV/m</th><th></th><th>dBuV</th><th>dB/m</th><th>dB</th><th>dB</th><th>cm</th><th>deg</th></tr></thead><tbody><tr><td>1 2373.84</td><td>33.84</td><td>54.00</td><td>-20.16</td><td>31.28</td><td>30.73</td><td>5.35</td><td>33.52</td><td>310</td><td>285 AVERAGE</td></tr></tbody></table></div>						Limit	Margin	Read	Ant	Cable	Preamp	APos	TPos		Freq	Level	Line	(dB)	Level	Factor	Loss	Factor		Remark	MHz	dBuV/m	dBuV/m		dBuV	dB/m	dB	dB	cm	deg	1 2373.84	33.84	54.00	-20.16	31.28	30.73	5.35	33.52	310	285 AVERAGE	<div><p>Level (dBuV/m) <span>Date: 2024-10-01</span></p><p>Frequency (MHz)</p><table><thead><tr><th></th><th>Limit</th><th>Margin</th><th>Read</th><th>Ant</th><th>Cable</th><th>Preamp</th><th>APos</th><th>TPos</th><th></th></tr><tr><th>Freq</th><th>Level</th><th>Line</th><th>(dB)</th><th>Level</th><th>Factor</th><th>Loss</th><th>Factor</th><th></th><th>Remark</th></tr><tr><th>MHz</th><th>dBuV/m</th><th>dBuV/m</th><th></th><th>dBuV</th><th>dB/m</th><th>dB</th><th>dB</th><th>cm</th><th>deg</th></tr></thead><tbody><tr><td>1 2402.00</td><td>87.25</td><td>-----</td><td>-----</td><td>84.70</td><td>30.72</td><td>5.37</td><td>33.54</td><td>310</td><td>285 AVERAGE</td></tr></tbody></table></div>						Limit	Margin	Read	Ant	Cable	Preamp	APos	TPos		Freq	Level	Line	(dB)	Level	Factor	Loss	Factor		Remark	MHz	dBuV/m	dBuV/m		dBuV	dB/m	dB	dB	cm	deg	1 2402.00	87.25	-----	-----	84.70	30.72	5.37	33.54	310	285 AVERAGE
		Limit	Margin	Read	Ant	Cable	Preamp	APos	TPos																																																																																	
Freq	Level	Line	(dB)	Level	Factor	Loss	Factor		Remark																																																																																	
MHz	dBuV/m	dBuV/m		dBuV	dB/m	dB	dB	cm	deg																																																																																	
1 2373.84	33.84	54.00	-20.16	31.28	30.73	5.35	33.52	310	285 AVERAGE																																																																																	
	Limit	Margin	Read	Ant	Cable	Preamp	APos	TPos																																																																																		
Freq	Level	Line	(dB)	Level	Factor	Loss	Factor		Remark																																																																																	
MHz	dBuV/m	dBuV/m		dBuV	dB/m	dB	dB	cm	deg																																																																																	
1 2402.00	87.25	-----	-----	84.70	30.72	5.37	33.54	310	285 AVERAGE																																																																																	

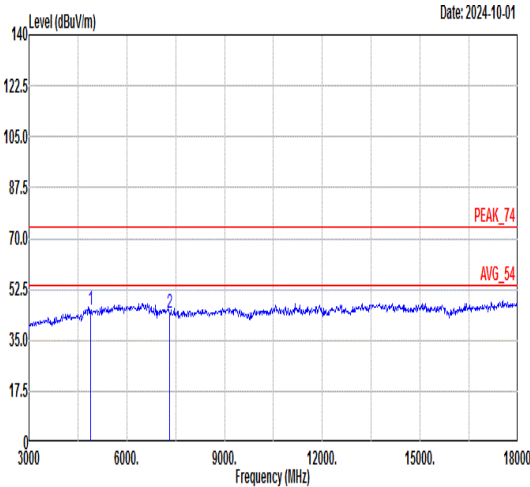
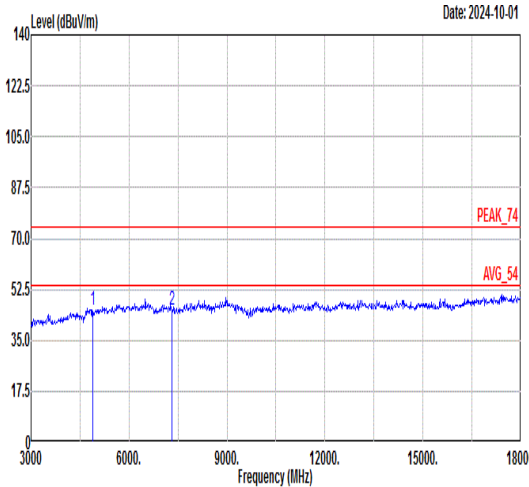


Mode	5																																																																											
	Band Edge																																																																											
	2400-2483.5_Bluetooth-LE_CH00_2402MHz																																																																											
ANT	8																																																																											
Pol.	Vertical					Fundamental																																																																						
Peak	<div><p>Level (dBuV/m) <span>Date: 2024-10-01</span></p><p>Frequency (MHz)</p><table><thead><tr><th>Freq</th><th>Level</th><th>Limit</th><th>Margin</th><th>Read</th><th>Ant</th><th>Cable</th><th>Preamp</th><th>APos</th><th>TPos</th><th>Remark</th></tr><tr><th>MHz</th><th>dBuV/m</th><th>dBuV/m</th><th>(dB)</th><th>dBuV</th><th>dB/m</th><th>dB</th><th>dB</th><th>cm</th><th>deg</th><th></th></tr></thead><tbody><tr><td>1 2380.35</td><td>44.75</td><td>74.00</td><td>-29.25</td><td>42.20</td><td>30.74</td><td>5.30</td><td>33.49</td><td>245</td><td>331</td><td>PEAK</td></tr></tbody></table></div>					Freq	Level	Limit	Margin	Read	Ant	Cable	Preamp	APos	TPos	Remark	MHz	dBuV/m	dBuV/m	(dB)	dBuV	dB/m	dB	dB	cm	deg		1 2380.35	44.75	74.00	-29.25	42.20	30.74	5.30	33.49	245	331	PEAK	<div><p>Level (dBuV/m) <span>Date: 2024-10-01</span></p><p>Frequency (MHz)</p><table><thead><tr><th>Freq</th><th>Level</th><th>Limit</th><th>Margin</th><th>Read</th><th>Ant</th><th>Cable</th><th>Preamp</th><th>APos</th><th>TPos</th><th>Remark</th></tr><tr><th>MHz</th><th>dBuV/m</th><th>dBuV/m</th><th>(dB)</th><th>dBuV</th><th>dB/m</th><th>dB</th><th>dB</th><th>cm</th><th>deg</th><th></th></tr></thead><tbody><tr><td>1 2402.00</td><td>78.75</td><td>-----</td><td>-----</td><td>76.20</td><td>30.72</td><td>5.37</td><td>33.54</td><td>245</td><td>331</td><td>PEAK_74</td></tr></tbody></table></div>					Freq	Level	Limit	Margin	Read	Ant	Cable	Preamp	APos	TPos	Remark	MHz	dBuV/m	dBuV/m	(dB)	dBuV	dB/m	dB	dB	cm	deg		1 2402.00	78.75	-----	-----	76.20	30.72	5.37	33.54	245	331	PEAK_74
	Freq	Level	Limit	Margin	Read	Ant	Cable	Preamp	APos	TPos	Remark																																																																	
MHz	dBuV/m	dBuV/m	(dB)	dBuV	dB/m	dB	dB	cm	deg																																																																			
1 2380.35	44.75	74.00	-29.25	42.20	30.74	5.30	33.49	245	331	PEAK																																																																		
Freq	Level	Limit	Margin	Read	Ant	Cable	Preamp	APos	TPos	Remark																																																																		
MHz	dBuV/m	dBuV/m	(dB)	dBuV	dB/m	dB	dB	cm	deg																																																																			
1 2402.00	78.75	-----	-----	76.20	30.72	5.37	33.54	245	331	PEAK_74																																																																		
Avg	<div><p>Level (dBuV/m) <span>Date: 2024-10-01</span></p><p>Frequency (MHz)</p><table><thead><tr><th>Freq</th><th>Level</th><th>Limit</th><th>Margin</th><th>Read</th><th>Ant</th><th>Cable</th><th>Preamp</th><th>APos</th><th>TPos</th><th>Remark</th></tr><tr><th>MHz</th><th>dBuV/m</th><th>dBuV/m</th><th>(dB)</th><th>dBuV</th><th>dB/m</th><th>dB</th><th>dB</th><th>cm</th><th>deg</th><th></th></tr></thead><tbody><tr><td>1 2380.35</td><td>33.96</td><td>54.00</td><td>-20.04</td><td>31.42</td><td>30.72</td><td>5.35</td><td>33.53</td><td>245</td><td>331</td><td>AVERAGE</td></tr></tbody></table></div>					Freq	Level	Limit	Margin	Read	Ant	Cable	Preamp	APos	TPos	Remark	MHz	dBuV/m	dBuV/m	(dB)	dBuV	dB/m	dB	dB	cm	deg		1 2380.35	33.96	54.00	-20.04	31.42	30.72	5.35	33.53	245	331	AVERAGE	<div><p>Level (dBuV/m) <span>Date: 2024-10-01</span></p><p>Frequency (MHz)</p><table><thead><tr><th>Freq</th><th>Level</th><th>Limit</th><th>Margin</th><th>Read</th><th>Ant</th><th>Cable</th><th>Preamp</th><th>APos</th><th>TPos</th><th>Remark</th></tr><tr><th>MHz</th><th>dBuV/m</th><th>dBuV/m</th><th>(dB)</th><th>dBuV</th><th>dB/m</th><th>dB</th><th>dB</th><th>cm</th><th>deg</th><th></th></tr></thead><tbody><tr><td>1 2402.00</td><td>77.38</td><td>-----</td><td>-----</td><td>74.83</td><td>30.72</td><td>5.37</td><td>33.54</td><td>245</td><td>331</td><td>AVERAGE</td></tr></tbody></table></div>					Freq	Level	Limit	Margin	Read	Ant	Cable	Preamp	APos	TPos	Remark	MHz	dBuV/m	dBuV/m	(dB)	dBuV	dB/m	dB	dB	cm	deg		1 2402.00	77.38	-----	-----	74.83	30.72	5.37	33.54	245	331	AVERAGE
	Freq	Level	Limit	Margin	Read	Ant	Cable	Preamp	APos	TPos	Remark																																																																	
MHz	dBuV/m	dBuV/m	(dB)	dBuV	dB/m	dB	dB	cm	deg																																																																			
1 2380.35	33.96	54.00	-20.04	31.42	30.72	5.35	33.53	245	331	AVERAGE																																																																		
Freq	Level	Limit	Margin	Read	Ant	Cable	Preamp	APos	TPos	Remark																																																																		
MHz	dBuV/m	dBuV/m	(dB)	dBuV	dB/m	dB	dB	cm	deg																																																																			
1 2402.00	77.38	-----	-----	74.83	30.72	5.37	33.54	245	331	AVERAGE																																																																		



Mode	5																																																																																													
	Harmonic																																																																																													
	2400-2483.5_Bluetooth-LE_CH00_2402MHz																																																																																													
ANT	8																																																																																													
Pol.	Horizontal						Vertical																																																																																							
Peak  Avg	<div><p>Level (dBuV/m) <span>Date: 2024-10-01</span></p><p>Frequency (MHz)</p><table><tr><th></th><th>Limit</th><th>Read</th><th>Ant</th><th>Cable</th><th>Preamp</th><th>APos</th><th>TPos</th><th></th></tr><tr><th>Freq</th><th>Level</th><th>Line</th><th>Margin</th><th>Level</th><th>Factor</th><th>Loss</th><th>Factor</th><th>Remark</th></tr><tr><th></th><th>MHz</th><th>dBuV/m</th><th>dBuV/m</th><th>dB</th><th>dBuV</th><th>dB/m</th><th>dB</th><th>dB</th><th>cm</th><th>deg</th></tr><tr><td>1</td><td>4804.00</td><td>46.46</td><td>74.00</td><td>-27.54</td><td>53.37</td><td>35.73</td><td>8.94</td><td>51.58</td><td>---</td><td>---</td><td>Peak</td></tr></table></div>							Limit	Read	Ant	Cable	Preamp	APos	TPos		Freq	Level	Line	Margin	Level	Factor	Loss	Factor	Remark		MHz	dBuV/m	dBuV/m	dB	dBuV	dB/m	dB	dB	cm	deg	1	4804.00	46.46	74.00	-27.54	53.37	35.73	8.94	51.58	---	---	Peak	<div><p>Level (dBuV/m) <span>Date: 2024-10-01</span></p><p>Frequency (MHz)</p><table><tr><th></th><th>Limit</th><th>Read</th><th>Ant</th><th>Cable</th><th>Preamp</th><th>APos</th><th>TPos</th><th></th></tr><tr><th>Freq</th><th>Level</th><th>Line</th><th>Margin</th><th>Level</th><th>Factor</th><th>Loss</th><th>Factor</th><th>Remark</th></tr><tr><th></th><th>MHz</th><th>dBuV/m</th><th>dBuV/m</th><th>dB</th><th>dBuV</th><th>dB/m</th><th>dB</th><th>dB</th><th>cm</th><th>deg</th></tr><tr><td>1</td><td>4804.00</td><td>45.45</td><td>74.00</td><td>-28.55</td><td>52.36</td><td>35.73</td><td>8.94</td><td>51.58</td><td>---</td><td>---</td><td>Peak</td></tr></table></div>							Limit	Read	Ant	Cable	Preamp	APos	TPos		Freq	Level	Line	Margin	Level	Factor	Loss	Factor	Remark		MHz	dBuV/m	dBuV/m	dB	dBuV	dB/m	dB	dB	cm	deg	1	4804.00	45.45	74.00	-28.55	52.36	35.73	8.94	51.58	---	---	Peak
		Limit	Read	Ant	Cable	Preamp	APos	TPos																																																																																						
	Freq	Level	Line	Margin	Level	Factor	Loss	Factor	Remark																																																																																					
	MHz	dBuV/m	dBuV/m	dB	dBuV	dB/m	dB	dB	cm	deg																																																																																				
1	4804.00	46.46	74.00	-27.54	53.37	35.73	8.94	51.58	---	---	Peak																																																																																			
	Limit	Read	Ant	Cable	Preamp	APos	TPos																																																																																							
Freq	Level	Line	Margin	Level	Factor	Loss	Factor	Remark																																																																																						
	MHz	dBuV/m	dBuV/m	dB	dBuV	dB/m	dB	dB	cm	deg																																																																																				
1	4804.00	45.45	74.00	-28.55	52.36	35.73	8.94	51.58	---	---	Peak																																																																																			



Mode	6																																																																																																																			
	Harmonic																																																																																																																			
	2400-2483.5_Bluetooth-LE_CH19_2440MHz																																																																																																																			
ANT	8																																																																																																																			
Pol.	Horizontal						Vertical																																																																																																													
Peak  Avg																																																																																																																				
	<table><thead><tr><th></th><th>Limit</th><th>Read</th><th>Ant</th><th>Cable</th><th>Preamp</th><th>APos</th><th>TPos</th><th></th></tr><tr><th>Freq</th><th>Level</th><th>Line</th><th>Margin</th><th>Level</th><th>Factor</th><th>Loss</th><th>Factor</th><th>Remark</th></tr><tr><th></th><th>MHz</th><th>dBuV/m</th><th>dBuV/m</th><th>dB</th><th>dBuV</th><th>dB/m</th><th>dB</th><th>cm</th><th>deg</th></tr></thead><tbody><tr><td>1</td><td>4880.00</td><td>45.28</td><td>74.00</td><td>-28.72</td><td>52.21</td><td>35.91</td><td>8.71</td><td>51.55</td><td>---</td><td>---</td><td>Peak</td></tr><tr><td>2</td><td>7320.00</td><td>44.37</td><td>74.00</td><td>-29.63</td><td>48.48</td><td>36.87</td><td>10.18</td><td>51.16</td><td>---</td><td>---</td><td>Peak</td></tr></tbody></table>							Limit	Read	Ant	Cable	Preamp	APos	TPos		Freq	Level	Line	Margin	Level	Factor	Loss	Factor	Remark		MHz	dBuV/m	dBuV/m	dB	dBuV	dB/m	dB	cm	deg	1	4880.00	45.28	74.00	-28.72	52.21	35.91	8.71	51.55	---	---	Peak	2	7320.00	44.37	74.00	-29.63	48.48	36.87	10.18	51.16	---	---	Peak	<table><thead><tr><th></th><th>Limit</th><th>Read</th><th>Ant</th><th>Cable</th><th>Preamp</th><th>APos</th><th>TPos</th><th></th></tr><tr><th>Freq</th><th>Level</th><th>Line</th><th>Margin</th><th>Level</th><th>Factor</th><th>Loss</th><th>Factor</th><th>Remark</th></tr><tr><th></th><th>MHz</th><th>dBuV/m</th><th>dBuV/m</th><th>dB</th><th>dBuV</th><th>dB/m</th><th>dB</th><th>cm</th><th>deg</th></tr></thead><tbody><tr><td>1</td><td>4880.00</td><td>45.34</td><td>74.00</td><td>-28.66</td><td>52.27</td><td>35.91</td><td>8.71</td><td>51.55</td><td>---</td><td>---</td><td>Peak</td></tr><tr><td>2</td><td>7320.00</td><td>45.68</td><td>74.00</td><td>-28.32</td><td>49.79</td><td>36.87</td><td>10.18</td><td>51.16</td><td>---</td><td>---</td><td>Peak</td></tr></tbody></table>							Limit	Read	Ant	Cable	Preamp	APos	TPos		Freq	Level	Line	Margin	Level	Factor	Loss	Factor	Remark		MHz	dBuV/m	dBuV/m	dB	dBuV	dB/m	dB	cm	deg	1	4880.00	45.34	74.00	-28.66	52.27	35.91	8.71	51.55	---	---	Peak	2	7320.00	45.68	74.00	-28.32	49.79	36.87	10.18	51.16	---	---	Peak
		Limit	Read	Ant	Cable	Preamp	APos	TPos																																																																																																												
Freq	Level	Line	Margin	Level	Factor	Loss	Factor	Remark																																																																																																												
	MHz	dBuV/m	dBuV/m	dB	dBuV	dB/m	dB	cm	deg																																																																																																											
1	4880.00	45.28	74.00	-28.72	52.21	35.91	8.71	51.55	---	---	Peak																																																																																																									
2	7320.00	44.37	74.00	-29.63	48.48	36.87	10.18	51.16	---	---	Peak																																																																																																									
	Limit	Read	Ant	Cable	Preamp	APos	TPos																																																																																																													
Freq	Level	Line	Margin	Level	Factor	Loss	Factor	Remark																																																																																																												
	MHz	dBuV/m	dBuV/m	dB	dBuV	dB/m	dB	cm	deg																																																																																																											
1	4880.00	45.34	74.00	-28.66	52.27	35.91	8.71	51.55	---	---	Peak																																																																																																									
2	7320.00	45.68	74.00	-28.32	49.79	36.87	10.18	51.16	---	---	Peak																																																																																																									





Mode	7																																																																																	
	Band Edge																																																																																	
	2400-2483.5_Bluetooth-LE_CH39_2480MHz																																																																																	
ANT	8																																																																																	
Pol.	Horizontal	Fundamental																																																																																
Peak	<div><p>Level (dBuV/m) <span>Date: 2024-10-01</span></p><p>PEAK_BE_74</p><table><tr><th></th><th>Limit</th><th>Margin</th><th>Read</th><th>Ant</th><th>Cable</th><th>Preamp</th><th>APos</th><th>TPos</th><th></th></tr><tr><th>Freq</th><th>Level</th><th>Line</th><th>(dB)</th><th>Level</th><th>Factor</th><th>Loss</th><th>Factor</th><th></th><th>Remark</th></tr><tr><th></th><th>MHz</th><th>dBuV/m</th><th>dBuV/m</th><th>dBuV</th><th>dB/m</th><th>dB</th><th>dB</th><th>cm</th><th>deg</th></tr><tr><td>1</td><td>2488.74</td><td>43.89</td><td>74.00</td><td>-30.11</td><td>41.31</td><td>30.70</td><td>5.47</td><td>33.59</td><td>291 283 PEAK</td></tr></table></div>		Limit	Margin	Read	Ant	Cable	Preamp	APos	TPos		Freq	Level	Line	(dB)	Level	Factor	Loss	Factor		Remark		MHz	dBuV/m	dBuV/m	dBuV	dB/m	dB	dB	cm	deg	1	2488.74	43.89	74.00	-30.11	41.31	30.70	5.47	33.59	291 283 PEAK	<div><p>Level (dBuV/m) <span>Date: 2024-10-01</span></p><p>PEAK_74</p><table><tr><th></th><th>Limit</th><th>Margin</th><th>Read</th><th>Ant</th><th>Cable</th><th>Preamp</th><th>APos</th><th>TPos</th><th></th></tr><tr><th>Freq</th><th>Level</th><th>Line</th><th>(dB)</th><th>Level</th><th>Factor</th><th>Loss</th><th>Factor</th><th></th><th>Remark</th></tr><tr><th></th><th>MHz</th><th>dBuV/m</th><th>dBuV/m</th><th>dBuV</th><th>dB/m</th><th>dB</th><th>dB</th><th>cm</th><th>deg</th></tr><tr><td>1</td><td>2480.00</td><td>87.41</td><td>-----</td><td>-----</td><td>84.84</td><td>30.70</td><td>5.46</td><td>33.59</td><td>291 283 PEAK</td></tr></table></div>		Limit	Margin	Read	Ant	Cable	Preamp	APos	TPos		Freq	Level	Line	(dB)	Level	Factor	Loss	Factor		Remark		MHz	dBuV/m	dBuV/m	dBuV	dB/m	dB	dB	cm	deg	1	2480.00	87.41	-----	-----	84.84	30.70	5.46	33.59	291 283 PEAK
		Limit	Margin	Read	Ant	Cable	Preamp	APos	TPos																																																																									
Freq	Level	Line	(dB)	Level	Factor	Loss	Factor		Remark																																																																									
	MHz	dBuV/m	dBuV/m	dBuV	dB/m	dB	dB	cm	deg																																																																									
1	2488.74	43.89	74.00	-30.11	41.31	30.70	5.47	33.59	291 283 PEAK																																																																									
	Limit	Margin	Read	Ant	Cable	Preamp	APos	TPos																																																																										
Freq	Level	Line	(dB)	Level	Factor	Loss	Factor		Remark																																																																									
	MHz	dBuV/m	dBuV/m	dBuV	dB/m	dB	dB	cm	deg																																																																									
1	2480.00	87.41	-----	-----	84.84	30.70	5.46	33.59	291 283 PEAK																																																																									
Avg	<div><p>Level (dBuV/m) <span>Date: 2024-10-01</span></p><p>AVG_BE_54</p><table><tr><th></th><th>Limit</th><th>Margin</th><th>Read</th><th>Ant</th><th>Cable</th><th>Preamp</th><th>APos</th><th>TPos</th><th></th></tr><tr><th>Freq</th><th>Level</th><th>Line</th><th>(dB)</th><th>Level</th><th>Factor</th><th>Loss</th><th>Factor</th><th></th><th>Remark</th></tr><tr><th></th><th>MHz</th><th>dBuV/m</th><th>dBuV/m</th><th>dBuV</th><th>dB/m</th><th>dB</th><th>dB</th><th>cm</th><th>deg</th></tr><tr><td>1</td><td>2493.96</td><td>33.42</td><td>54.00</td><td>-20.58</td><td>30.85</td><td>30.70</td><td>5.47</td><td>33.60</td><td>291 283 AVERAGE</td></tr></table></div>		Limit	Margin	Read	Ant	Cable	Preamp	APos	TPos		Freq	Level	Line	(dB)	Level	Factor	Loss	Factor		Remark		MHz	dBuV/m	dBuV/m	dBuV	dB/m	dB	dB	cm	deg	1	2493.96	33.42	54.00	-20.58	30.85	30.70	5.47	33.60	291 283 AVERAGE	<div><p>Level (dBuV/m) <span>Date: 2024-10-01</span></p><p>AVG_54</p><table><tr><th></th><th>Limit</th><th>Margin</th><th>Read</th><th>Ant</th><th>Cable</th><th>Preamp</th><th>APos</th><th>TPos</th><th></th></tr><tr><th>Freq</th><th>Level</th><th>Line</th><th>(dB)</th><th>Level</th><th>Factor</th><th>Loss</th><th>Factor</th><th></th><th>Remark</th></tr><tr><th></th><th>MHz</th><th>dBuV/m</th><th>dBuV/m</th><th>dBuV</th><th>dB/m</th><th>dB</th><th>dB</th><th>cm</th><th>deg</th></tr><tr><td>1</td><td>2480.00</td><td>86.10</td><td>-----</td><td>-----</td><td>83.53</td><td>30.70</td><td>5.46</td><td>33.59</td><td>291 283 AVERAGE</td></tr></table></div>		Limit	Margin	Read	Ant	Cable	Preamp	APos	TPos		Freq	Level	Line	(dB)	Level	Factor	Loss	Factor		Remark		MHz	dBuV/m	dBuV/m	dBuV	dB/m	dB	dB	cm	deg	1	2480.00	86.10	-----	-----	83.53	30.70	5.46	33.59	291 283 AVERAGE
	Limit	Margin	Read	Ant	Cable	Preamp	APos	TPos																																																																										
Freq	Level	Line	(dB)	Level	Factor	Loss	Factor		Remark																																																																									
	MHz	dBuV/m	dBuV/m	dBuV	dB/m	dB	dB	cm	deg																																																																									
1	2493.96	33.42	54.00	-20.58	30.85	30.70	5.47	33.60	291 283 AVERAGE																																																																									
	Limit	Margin	Read	Ant	Cable	Preamp	APos	TPos																																																																										
Freq	Level	Line	(dB)	Level	Factor	Loss	Factor		Remark																																																																									
	MHz	dBuV/m	dBuV/m	dBuV	dB/m	dB	dB	cm	deg																																																																									
1	2480.00	86.10	-----	-----	83.53	30.70	5.46	33.59	291 283 AVERAGE																																																																									



Mode	7																																																												
	Band Edge																																																												
	2400-2483.5_Bluetooth-LE_CH39_2480MHz																																																												
ANT	8																																																												
Pol.	Vertical	Fundamental																																																											
Peak	<div><p>Level (dBuV/m) <span>Date: 2024-10-01</span></p><p>1 2491.18 43.67 74.00 -30.33 41.09 30.70 5.47 33.59 400 297 PEAK</p></div>	<div><p>Level (dBuV/m) <span>Date: 2024-10-01</span></p><p>1 2480.00 77.42 ----- 74.85 30.70 5.46 33.59 400 297 PEAK</p></div>																																																											
	<div><p>Limit Margin Read Ant Cable Preamp APos TPos</p><table><tr><th>Freq</th><th>Level</th><th>Line</th><th>(dB)</th><th>Level Factor</th><th>Loss Factor</th><th></th><th></th><th></th><th>Remark</th></tr><tr><th>MHz</th><th>dBuV/m</th><th>dBuV/m</th><th></th><th>dBuV</th><th>dB/m</th><th>dB</th><th>dB</th><th>cm</th><th>deg</th></tr><tr><td>1</td><td>2491.18</td><td>43.67</td><td>74.00</td><td>-30.33</td><td>41.09</td><td>30.70</td><td>5.47</td><td>33.59</td><td>400 297 PEAK</td></tr></table></div>	Freq	Level	Line	(dB)	Level Factor	Loss Factor				Remark	MHz	dBuV/m	dBuV/m		dBuV	dB/m	dB	dB	cm	deg	1	2491.18	43.67	74.00	-30.33	41.09	30.70	5.47	33.59	400 297 PEAK	<div><p>Limit Margin Read Ant Cable Preamp APos TPos</p><table><tr><th>Freq</th><th>Level</th><th>Line</th><th>(dB)</th><th>Level Factor</th><th>Loss Factor</th><th></th><th></th><th></th><th>Remark</th></tr><tr><th>MHz</th><th>dBuV/m</th><th>dBuV/m</th><th></th><th>dBuV</th><th>dB/m</th><th>dB</th><th>dB</th><th>cm</th><th>deg</th></tr><tr><td>1</td><td>2480.00</td><td>77.42</td><td>-----</td><td>-----</td><td>74.85</td><td>30.70</td><td>5.46</td><td>33.59</td><td>400 297 PEAK</td></tr></table></div>	Freq	Level	Line	(dB)	Level Factor	Loss Factor				Remark	MHz	dBuV/m	dBuV/m		dBuV	dB/m	dB	dB	cm	deg	1	2480.00	77.42	-----	-----	74.85	30.70	5.46	33.59
Freq	Level	Line	(dB)	Level Factor	Loss Factor				Remark																																																				
MHz	dBuV/m	dBuV/m		dBuV	dB/m	dB	dB	cm	deg																																																				
1	2491.18	43.67	74.00	-30.33	41.09	30.70	5.47	33.59	400 297 PEAK																																																				
Freq	Level	Line	(dB)	Level Factor	Loss Factor				Remark																																																				
MHz	dBuV/m	dBuV/m		dBuV	dB/m	dB	dB	cm	deg																																																				
1	2480.00	77.42	-----	-----	74.85	30.70	5.46	33.59	400 297 PEAK																																																				
Avg	<div><p>Level (dBuV/m) <span>Date: 2024-10-01</span></p><p>1 2493.14 33.51 54.00 -20.49 30.94 30.70 5.47 33.60 400 297 AVERAGE</p></div>	<div><p>Level (dBuV/m) <span>Date: 2024-10-01</span></p><p>1 2480.00 75.88 ----- 73.31 30.70 5.46 33.59 400 297 AVERAGE</p></div>																																																											
	<div><p>Limit Margin Read Ant Cable Preamp APos TPos</p><table><tr><th>Freq</th><th>Level</th><th>Line</th><th>(dB)</th><th>Level Factor</th><th>Loss Factor</th><th></th><th></th><th></th><th>Remark</th></tr><tr><th>MHz</th><th>dBuV/m</th><th>dBuV/m</th><th></th><th>dBuV</th><th>dB/m</th><th>dB</th><th>dB</th><th>cm</th><th>deg</th></tr><tr><td>1</td><td>2493.14</td><td>33.51</td><td>54.00</td><td>-20.49</td><td>30.94</td><td>30.70</td><td>5.47</td><td>33.60</td><td>400 297 AVERAGE</td></tr></table></div>	Freq	Level	Line	(dB)	Level Factor	Loss Factor				Remark	MHz	dBuV/m	dBuV/m		dBuV	dB/m	dB	dB	cm	deg	1	2493.14	33.51	54.00	-20.49	30.94	30.70	5.47	33.60	400 297 AVERAGE	<div><p>Limit Margin Read Ant Cable Preamp APos TPos</p><table><tr><th>Freq</th><th>Level</th><th>Line</th><th>(dB)</th><th>Level Factor</th><th>Loss Factor</th><th></th><th></th><th></th><th>Remark</th></tr><tr><th>MHz</th><th>dBuV/m</th><th>dBuV/m</th><th></th><th>dBuV</th><th>dB/m</th><th>dB</th><th>dB</th><th>cm</th><th>deg</th></tr><tr><td>1</td><td>2480.00</td><td>75.88</td><td>-----</td><td>-----</td><td>73.31</td><td>30.70</td><td>5.46</td><td>33.59</td><td>400 297 AVERAGE</td></tr></table></div>	Freq	Level	Line	(dB)	Level Factor	Loss Factor				Remark	MHz	dBuV/m	dBuV/m		dBuV	dB/m	dB	dB	cm	deg	1	2480.00	75.88	-----	-----	73.31	30.70	5.46	33.59
Freq	Level	Line	(dB)	Level Factor	Loss Factor				Remark																																																				
MHz	dBuV/m	dBuV/m		dBuV	dB/m	dB	dB	cm	deg																																																				
1	2493.14	33.51	54.00	-20.49	30.94	30.70	5.47	33.60	400 297 AVERAGE																																																				
Freq	Level	Line	(dB)	Level Factor	Loss Factor				Remark																																																				
MHz	dBuV/m	dBuV/m		dBuV	dB/m	dB	dB	cm	deg																																																				
1	2480.00	75.88	-----	-----	73.31	30.70	5.46	33.59	400 297 AVERAGE																																																				



Mode	7																																																																																																																			
	Harmonic																																																																																																																			
	2400-2483.5_Bluetooth-LE_CH39_2480MHz																																																																																																																			
ANT	8																																																																																																																			
Pol.	Horizontal						Vertical																																																																																																													
Peak  Avg	<div><div>Level (dBuV/m)</div><div>Date: 2024-10-01</div><div>140 122.5 105.0 87.5 70.0 52.5 35.0 17.5 0</div><div>3000 6000 9000 12000 15000 18000</div><div>Frequency (MHz)</div></div> <table><tr><th></th><th>Limit</th><th>Read</th><th>Ant</th><th>Cable</th><th>Preamp</th><th>APos</th><th>TPos</th><th></th></tr><tr><th>Freq</th><th>Level</th><th>Line</th><th>Margin</th><th>Level</th><th>Factor</th><th>Loss</th><th>Factor</th><th>Remark</th></tr><tr><th></th><th>MHz</th><th>dBuV/m</th><th>dBuV/m</th><th>dB</th><th>dBuV</th><th>dB/m</th><th>dB</th><th>cm</th><th>deg</th></tr><tr><td>1</td><td>4960.00</td><td>44.93</td><td>74.00</td><td>-29.07</td><td>51.89</td><td>36.10</td><td>8.46</td><td>51.52</td><td>---</td><td>---</td><td>Peak</td></tr><tr><td>2</td><td>7440.00</td><td>45.74</td><td>74.00</td><td>-28.26</td><td>49.94</td><td>36.82</td><td>10.17</td><td>51.19</td><td>---</td><td>---</td><td>Peak</td></tr></table>							Limit	Read	Ant	Cable	Preamp	APos	TPos		Freq	Level	Line	Margin	Level	Factor	Loss	Factor	Remark		MHz	dBuV/m	dBuV/m	dB	dBuV	dB/m	dB	cm	deg	1	4960.00	44.93	74.00	-29.07	51.89	36.10	8.46	51.52	---	---	Peak	2	7440.00	45.74	74.00	-28.26	49.94	36.82	10.17	51.19	---	---	Peak	<div><div>Level (dBuV/m)</div><div>Date: 2024-10-01</div><div>140 122.5 105.0 87.5 70.0 52.5 35.0 17.5 0</div><div>3000 6000 9000 12000 15000 18000</div><div>Frequency (MHz)</div></div> <table><tr><th></th><th>Limit</th><th>Read</th><th>Ant</th><th>Cable</th><th>Preamp</th><th>APos</th><th>TPos</th><th></th></tr><tr><th>Freq</th><th>Level</th><th>Line</th><th>Margin</th><th>Level</th><th>Factor</th><th>Loss</th><th>Factor</th><th>Remark</th></tr><tr><th></th><th>MHz</th><th>dBuV/m</th><th>dBuV/m</th><th>dB</th><th>dBuV</th><th>dB/m</th><th>dB</th><th>cm</th><th>deg</th></tr><tr><td>1</td><td>4960.00</td><td>45.14</td><td>74.00</td><td>-28.86</td><td>52.10</td><td>36.10</td><td>8.46</td><td>51.52</td><td>---</td><td>---</td><td>Peak</td></tr><tr><td>2</td><td>7440.00</td><td>45.73</td><td>74.00</td><td>-28.27</td><td>49.93</td><td>36.82</td><td>10.17</td><td>51.19</td><td>---</td><td>---</td><td>Peak</td></tr></table>							Limit	Read	Ant	Cable	Preamp	APos	TPos		Freq	Level	Line	Margin	Level	Factor	Loss	Factor	Remark		MHz	dBuV/m	dBuV/m	dB	dBuV	dB/m	dB	cm	deg	1	4960.00	45.14	74.00	-28.86	52.10	36.10	8.46	51.52	---	---	Peak	2	7440.00	45.73	74.00	-28.27	49.93	36.82	10.17	51.19	---	---	Peak
		Limit	Read	Ant	Cable	Preamp	APos	TPos																																																																																																												
	Freq	Level	Line	Margin	Level	Factor	Loss	Factor	Remark																																																																																																											
	MHz	dBuV/m	dBuV/m	dB	dBuV	dB/m	dB	cm	deg																																																																																																											
1	4960.00	44.93	74.00	-29.07	51.89	36.10	8.46	51.52	---	---	Peak																																																																																																									
2	7440.00	45.74	74.00	-28.26	49.94	36.82	10.17	51.19	---	---	Peak																																																																																																									
	Limit	Read	Ant	Cable	Preamp	APos	TPos																																																																																																													
Freq	Level	Line	Margin	Level	Factor	Loss	Factor	Remark																																																																																																												
	MHz	dBuV/m	dBuV/m	dB	dBuV	dB/m	dB	cm	deg																																																																																																											
1	4960.00	45.14	74.00	-28.86	52.10	36.10	8.46	51.52	---	---	Peak																																																																																																									
2	7440.00	45.73	74.00	-28.27	49.93	36.82	10.17	51.19	---	---	Peak																																																																																																									



Mode	8																																																																											
	Band Edge																																																																											
	2400-2483.5_Bluetooth-LE_CH01_2404MHz																																																																											
ANT	8																																																																											
Pol.	Horizontal					Fundamental																																																																						
Peak	<div><p>Level (dBuV/m) <span>Date: 2024-10-01</span></p><p>Frequency (MHz)</p></div> <table><tr><th>Freq</th><th>Level</th><th>Limit</th><th>Margin</th><th>Read</th><th>Ant</th><th>Cable</th><th>Preamp</th><th>APos</th><th>TPos</th><th>Remark</th></tr><tr><th>MHz</th><th>dBuV/m</th><th>dBuV/m</th><th>(dB)</th><th>dBuV</th><th>dB/m</th><th>dB</th><th>dB</th><th>cm</th><th>deg</th><th></th></tr><tr><td>1 2376.15</td><td>44.36</td><td>74.00</td><td>-29.64</td><td>41.82</td><td>30.72</td><td>5.35</td><td>33.53</td><td>400</td><td>334</td><td>PEAK</td></tr></table>					Freq	Level	Limit	Margin	Read	Ant	Cable	Preamp	APos	TPos	Remark	MHz	dBuV/m	dBuV/m	(dB)	dBuV	dB/m	dB	dB	cm	deg		1 2376.15	44.36	74.00	-29.64	41.82	30.72	5.35	33.53	400	334	PEAK	<div><p>Level (dBuV/m) <span>Date: 2024-10-01</span></p><p>Frequency (MHz)</p></div> <table><tr><th>Freq</th><th>Level</th><th>Limit</th><th>Margin</th><th>Read</th><th>Ant</th><th>Cable</th><th>Preamp</th><th>APos</th><th>TPos</th><th>Remark</th></tr><tr><th>MHz</th><th>dBuV/m</th><th>dBuV/m</th><th>(dB)</th><th>dBuV</th><th>dB/m</th><th>dB</th><th>dB</th><th>cm</th><th>deg</th><th></th></tr><tr><td>1 2404.00</td><td>87.50</td><td>-----</td><td>-----</td><td>84.95</td><td>30.72</td><td>5.37</td><td>33.54</td><td>400</td><td>334</td><td>PEAK</td></tr></table>					Freq	Level	Limit	Margin	Read	Ant	Cable	Preamp	APos	TPos	Remark	MHz	dBuV/m	dBuV/m	(dB)	dBuV	dB/m	dB	dB	cm	deg		1 2404.00	87.50	-----	-----	84.95	30.72	5.37	33.54	400	334	PEAK
	Freq	Level	Limit	Margin	Read	Ant	Cable	Preamp	APos	TPos	Remark																																																																	
MHz	dBuV/m	dBuV/m	(dB)	dBuV	dB/m	dB	dB	cm	deg																																																																			
1 2376.15	44.36	74.00	-29.64	41.82	30.72	5.35	33.53	400	334	PEAK																																																																		
Freq	Level	Limit	Margin	Read	Ant	Cable	Preamp	APos	TPos	Remark																																																																		
MHz	dBuV/m	dBuV/m	(dB)	dBuV	dB/m	dB	dB	cm	deg																																																																			
1 2404.00	87.50	-----	-----	84.95	30.72	5.37	33.54	400	334	PEAK																																																																		
Avg	<div><p>Level (dBuV/m) <span>Date: 2024-10-01</span></p><p>Frequency (MHz)</p></div> <table><tr><th>Freq</th><th>Level</th><th>Limit</th><th>Margin</th><th>Read</th><th>Ant</th><th>Cable</th><th>Preamp</th><th>APos</th><th>TPos</th><th>Remark</th></tr><tr><th>MHz</th><th>dBuV/m</th><th>dBuV/m</th><th>(dB)</th><th>dBuV</th><th>dB/m</th><th>dB</th><th>dB</th><th>cm</th><th>deg</th><th></th></tr><tr><td>1 2370.17</td><td>36.12</td><td>54.00</td><td>-17.88</td><td>33.57</td><td>30.73</td><td>5.34</td><td>33.52</td><td>400</td><td>334</td><td>AVERAGE</td></tr></table>					Freq	Level	Limit	Margin	Read	Ant	Cable	Preamp	APos	TPos	Remark	MHz	dBuV/m	dBuV/m	(dB)	dBuV	dB/m	dB	dB	cm	deg		1 2370.17	36.12	54.00	-17.88	33.57	30.73	5.34	33.52	400	334	AVERAGE	<div><p>Level (dBuV/m) <span>Date: 2024-10-01</span></p><p>Frequency (MHz)</p></div> <table><tr><th>Freq</th><th>Level</th><th>Limit</th><th>Margin</th><th>Read</th><th>Ant</th><th>Cable</th><th>Preamp</th><th>APos</th><th>TPos</th><th>Remark</th></tr><tr><th>MHz</th><th>dBuV/m</th><th>dBuV/m</th><th>(dB)</th><th>dBuV</th><th>dB/m</th><th>dB</th><th>dB</th><th>cm</th><th>deg</th><th></th></tr><tr><td>1 2404.00</td><td>85.62</td><td>-----</td><td>-----</td><td>83.07</td><td>30.72</td><td>5.37</td><td>33.54</td><td>400</td><td>334</td><td>AVERAGE</td></tr></table>					Freq	Level	Limit	Margin	Read	Ant	Cable	Preamp	APos	TPos	Remark	MHz	dBuV/m	dBuV/m	(dB)	dBuV	dB/m	dB	dB	cm	deg		1 2404.00	85.62	-----	-----	83.07	30.72	5.37	33.54	400	334	AVERAGE
Freq	Level	Limit	Margin	Read	Ant	Cable	Preamp	APos	TPos	Remark																																																																		
MHz	dBuV/m	dBuV/m	(dB)	dBuV	dB/m	dB	dB	cm	deg																																																																			
1 2370.17	36.12	54.00	-17.88	33.57	30.73	5.34	33.52	400	334	AVERAGE																																																																		
Freq	Level	Limit	Margin	Read	Ant	Cable	Preamp	APos	TPos	Remark																																																																		
MHz	dBuV/m	dBuV/m	(dB)	dBuV	dB/m	dB	dB	cm	deg																																																																			
1 2404.00	85.62	-----	-----	83.07	30.72	5.37	33.54	400	334	AVERAGE																																																																		

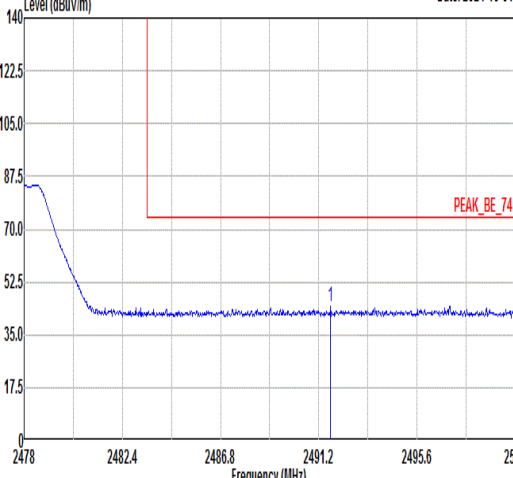
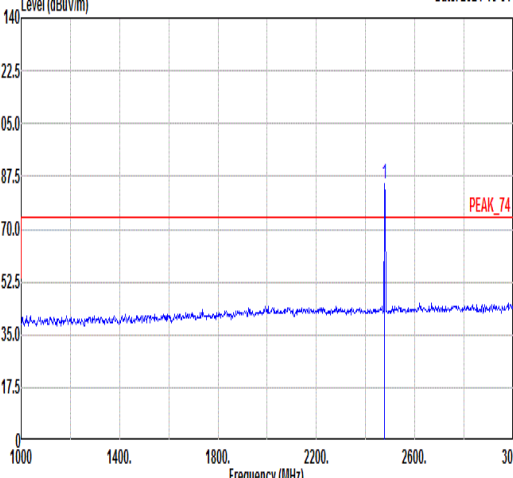
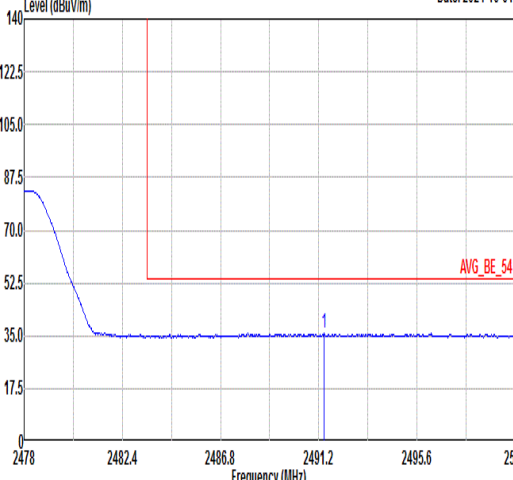
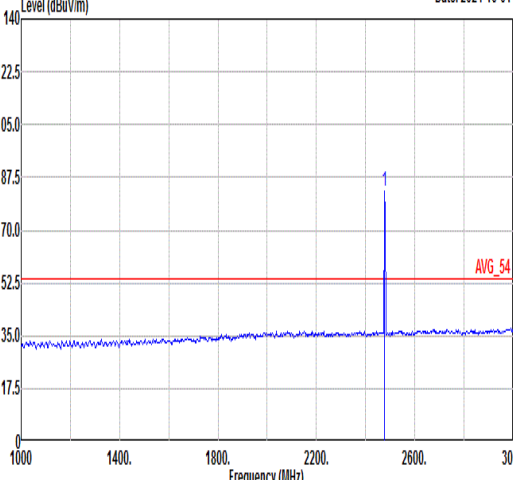


Mode	8																																																																																	
	Band Edge																																																																																	
	2400-2483.5_Bluetooth-LE_CH01_2404MHz																																																																																	
ANT	8																																																																																	
Pol.	Vertical					Fundamental																																																																												
Peak	<div><div>Level (dBuV/m)</div><div>Date: 2024-10-01</div><div>Frequency (MHz)</div></div> <table><thead><tr><th></th><th>Freq</th><th>Level</th><th>Limit</th><th>Margin</th><th>Read</th><th>Ant</th><th>Cable</th><th>Preamp</th><th>APos</th><th>TPos</th><th>Remark</th></tr><tr><th></th><th>MHz</th><th>dBuV/m</th><th>dBuV/m</th><th>(dB)</th><th>dBuV</th><th>dB/m</th><th>dB</th><th>dB</th><th>cm</th><th>deg</th><th></th></tr></thead><tbody><tr><td>1</td><td>2379.09</td><td>43.92</td><td>74.00</td><td>-30.08</td><td>41.38</td><td>30.72</td><td>5.35</td><td>33.53</td><td>390</td><td>245</td><td>PEAK</td></tr></tbody></table>						Freq	Level	Limit	Margin	Read	Ant	Cable	Preamp	APos	TPos	Remark		MHz	dBuV/m	dBuV/m	(dB)	dBuV	dB/m	dB	dB	cm	deg		1	2379.09	43.92	74.00	-30.08	41.38	30.72	5.35	33.53	390	245	PEAK	<div><div>Level (dBuV/m)</div><div>Date: 2024-10-01</div><div>Frequency (MHz)</div></div> <table><thead><tr><th></th><th>Freq</th><th>Level</th><th>Limit</th><th>Margin</th><th>Read</th><th>Ant</th><th>Cable</th><th>Preamp</th><th>APos</th><th>TPos</th><th>Remark</th></tr><tr><th></th><th>MHz</th><th>dBuV/m</th><th>dBuV/m</th><th>(dB)</th><th>dBuV</th><th>dB/m</th><th>dB</th><th>dB</th><th>cm</th><th>deg</th><th></th></tr></thead><tbody><tr><td>1</td><td>2404.00</td><td>86.31</td><td>-----</td><td>-----</td><td>83.76</td><td>30.72</td><td>5.37</td><td>33.54</td><td>390</td><td>245</td><td>PEAK</td></tr></tbody></table>						Freq	Level	Limit	Margin	Read	Ant	Cable	Preamp	APos	TPos	Remark		MHz	dBuV/m	dBuV/m	(dB)	dBuV	dB/m	dB	dB	cm	deg		1	2404.00	86.31	-----	-----	83.76	30.72	5.37	33.54	390	245	PEAK
		Freq	Level	Limit	Margin	Read	Ant	Cable	Preamp	APos	TPos	Remark																																																																						
	MHz	dBuV/m	dBuV/m	(dB)	dBuV	dB/m	dB	dB	cm	deg																																																																								
1	2379.09	43.92	74.00	-30.08	41.38	30.72	5.35	33.53	390	245	PEAK																																																																							
	Freq	Level	Limit	Margin	Read	Ant	Cable	Preamp	APos	TPos	Remark																																																																							
	MHz	dBuV/m	dBuV/m	(dB)	dBuV	dB/m	dB	dB	cm	deg																																																																								
1	2404.00	86.31	-----	-----	83.76	30.72	5.37	33.54	390	245	PEAK																																																																							
Avg	<div><div>Level (dBuV/m)</div><div>Date: 2024-10-01</div><div>Frequency (MHz)</div></div> <table><thead><tr><th></th><th>Freq</th><th>Level</th><th>Limit</th><th>Margin</th><th>Read</th><th>Ant</th><th>Cable</th><th>Preamp</th><th>APos</th><th>TPos</th><th>Remark</th></tr><tr><th></th><th>MHz</th><th>dBuV/m</th><th>dBuV/m</th><th>(dB)</th><th>dBuV</th><th>dB/m</th><th>dB</th><th>dB</th><th>cm</th><th>deg</th><th></th></tr></thead><tbody><tr><td>1</td><td>2380.98</td><td>36.18</td><td>54.00</td><td>-17.82</td><td>33.64</td><td>30.72</td><td>5.35</td><td>33.53</td><td>390</td><td>245</td><td>AVERAGE</td></tr></tbody></table>						Freq	Level	Limit	Margin	Read	Ant	Cable	Preamp	APos	TPos	Remark		MHz	dBuV/m	dBuV/m	(dB)	dBuV	dB/m	dB	dB	cm	deg		1	2380.98	36.18	54.00	-17.82	33.64	30.72	5.35	33.53	390	245	AVERAGE	<div><div>Level (dBuV/m)</div><div>Date: 2024-10-01</div><div>Frequency (MHz)</div></div> <table><thead><tr><th></th><th>Freq</th><th>Level</th><th>Limit</th><th>Margin</th><th>Read</th><th>Ant</th><th>Cable</th><th>Preamp</th><th>APos</th><th>TPos</th><th>Remark</th></tr><tr><th></th><th>MHz</th><th>dBuV/m</th><th>dBuV/m</th><th>(dB)</th><th>dBuV</th><th>dB/m</th><th>dB</th><th>dB</th><th>cm</th><th>deg</th><th></th></tr></thead><tbody><tr><td>1</td><td>2404.00</td><td>84.34</td><td>-----</td><td>-----</td><td>81.79</td><td>30.72</td><td>5.37</td><td>33.54</td><td>390</td><td>245</td><td>AVERAGE</td></tr></tbody></table>						Freq	Level	Limit	Margin	Read	Ant	Cable	Preamp	APos	TPos	Remark		MHz	dBuV/m	dBuV/m	(dB)	dBuV	dB/m	dB	dB	cm	deg		1	2404.00	84.34	-----	-----	81.79	30.72	5.37	33.54	390	245	AVERAGE
		Freq	Level	Limit	Margin	Read	Ant	Cable	Preamp	APos	TPos	Remark																																																																						
	MHz	dBuV/m	dBuV/m	(dB)	dBuV	dB/m	dB	dB	cm	deg																																																																								
1	2380.98	36.18	54.00	-17.82	33.64	30.72	5.35	33.53	390	245	AVERAGE																																																																							
	Freq	Level	Limit	Margin	Read	Ant	Cable	Preamp	APos	TPos	Remark																																																																							
	MHz	dBuV/m	dBuV/m	(dB)	dBuV	dB/m	dB	dB	cm	deg																																																																								
1	2404.00	84.34	-----	-----	81.79	30.72	5.37	33.54	390	245	AVERAGE																																																																							



Mode	8																																																																																												
	Harmonic																																																																																												
	2400-2483.5_Bluetooth-LE_CH01_2404MHz																																																																																												
ANT	8																																																																																												
Pol.	Horizontal										Vertical																																																																																		
Peak Avg	<div><div>Level (dBuV/m)</div><div>Date: 2024-10-06</div><div>140 122.5 105.0 87.5 70.0 52.5 35.0 17.5 0</div><div>3000760012200168002140026000</div><div>Frequency (MHz)</div><table><tr><th></th><th>Limit</th><th>Read</th><th>Ant</th><th>Cable</th><th>Preamp</th><th>APos</th><th>TPos</th><th></th></tr><tr><th>Freq</th><th>Level</th><th>Line</th><th>Margin</th><th>Level</th><th>Factor</th><th>Loss</th><th>Factor</th><th>Remark</th></tr><tr><th></th><th>MHz</th><th>dBuV/m</th><th>dBuV/m</th><th>dB</th><th>dBuV</th><th>dB/m</th><th>dB</th><th>dB</th><th>cm</th><th>deg</th></tr><tr><td>1</td><td>4804.00</td><td>44.02</td><td>74.00</td><td>-29.98</td><td>50.93</td><td>35.73</td><td>8.94</td><td>51.58</td><td>---</td><td>---</td><td>Peak</td></tr></table></div>											Limit	Read	Ant	Cable	Preamp	APos	TPos		Freq	Level	Line	Margin	Level	Factor	Loss	Factor	Remark		MHz	dBuV/m	dBuV/m	dB	dBuV	dB/m	dB	dB	cm	deg	1	4804.00	44.02	74.00	-29.98	50.93	35.73	8.94	51.58	---	---	Peak	<div><div>Level (dBuV/m)</div><div>Date: 2024-10-06</div><div>140 122.5 105.0 87.5 70.0 52.5 35.0 17.5 0</div><div>3000760012200168002140026000</div><div>Frequency (MHz)</div><table><tr><th></th><th>Limit</th><th>Read</th><th>Ant</th><th>Cable</th><th>Preamp</th><th>APos</th><th>TPos</th><th></th></tr><tr><th>Freq</th><th>Level</th><th>Line</th><th>Margin</th><th>Level</th><th>Factor</th><th>Loss</th><th>Factor</th><th>Remark</th></tr><tr><th></th><th>MHz</th><th>dBuV/m</th><th>dBuV/m</th><th>dB</th><th>dBuV</th><th>dB/m</th><th>dB</th><th>dB</th><th>cm</th><th>deg</th></tr><tr><td>1</td><td>4804.00</td><td>44.55</td><td>74.00</td><td>-29.45</td><td>51.46</td><td>35.73</td><td>8.94</td><td>51.58</td><td>---</td><td>---</td><td>Peak</td></tr></table></div>		Limit	Read	Ant	Cable	Preamp	APos	TPos		Freq	Level	Line	Margin	Level	Factor	Loss	Factor	Remark		MHz	dBuV/m	dBuV/m	dB	dBuV	dB/m	dB	dB	cm	deg	1	4804.00	44.55	74.00	-29.45	51.46	35.73	8.94	51.58	---	---	Peak
		Limit	Read	Ant	Cable	Preamp	APos	TPos																																																																																					
	Freq	Level	Line	Margin	Level	Factor	Loss	Factor	Remark																																																																																				
	MHz	dBuV/m	dBuV/m	dB	dBuV	dB/m	dB	dB	cm	deg																																																																																			
1	4804.00	44.02	74.00	-29.98	50.93	35.73	8.94	51.58	---	---	Peak																																																																																		
	Limit	Read	Ant	Cable	Preamp	APos	TPos																																																																																						
Freq	Level	Line	Margin	Level	Factor	Loss	Factor	Remark																																																																																					
	MHz	dBuV/m	dBuV/m	dB	dBuV	dB/m	dB	dB	cm	deg																																																																																			
1	4804.00	44.55	74.00	-29.45	51.46	35.73	8.94	51.58	---	---	Peak																																																																																		



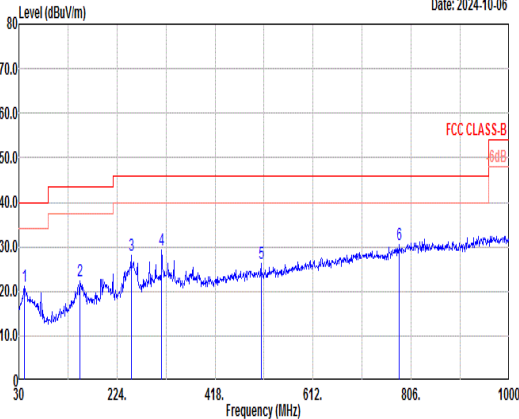
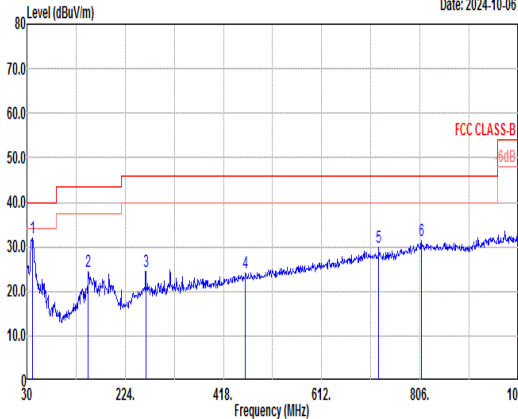
Mode	9																																																																																								
	Band Edge																																																																																								
	2400-2483.5_Bluetooth-LE_CH38_2478MHz																																																																																								
ANT	8																																																																																								
Pol.	Horizontal					Fundamental																																																																																			
Peak	<div><div>Level (dBuV/m)</div><div><div>Date: 2024-10-01</div><div>PEAK_BE_74</div></div></div>					<div><div>Level (dBuV/m)</div><div><div>Date: 2024-10-01</div><div>PEAK_74</div></div></div>																																																																																			
	<table><tr><th></th><th>Limit</th><th>Margin</th><th>Read</th><th>Ant</th><th>Cable</th><th>Preamp</th><th>APos</th><th>TPos</th><th></th></tr><tr><th>Freq</th><th>Level</th><th>Line</th><th>(dB)</th><th>Level</th><th>Factor</th><th>Loss</th><th>Factor</th><th></th><th>Remark</th></tr><tr><th>MHz</th><th>dBuV/m</th><th>dBuV/m</th><th></th><th>dBuV</th><th>dB/m</th><th>dB</th><th>dB</th><th>cm</th><th>deg</th></tr><tr><td>1</td><td>2491.73</td><td>44.60</td><td>74.00</td><td>-29.40</td><td>42.03</td><td>30.70</td><td>5.47</td><td>33.60</td><td>232 16 PEAK</td></tr></table>						Limit	Margin	Read	Ant	Cable	Preamp	APos	TPos		Freq	Level	Line	(dB)	Level	Factor	Loss	Factor		Remark	MHz	dBuV/m	dBuV/m		dBuV	dB/m	dB	dB	cm	deg	1	2491.73	44.60	74.00	-29.40	42.03	30.70	5.47	33.60	232 16 PEAK	<table><tr><th></th><th>Limit</th><th>Margin</th><th>Read</th><th>Ant</th><th>Cable</th><th>Preamp</th><th>APos</th><th>TPos</th><th></th></tr><tr><th>Freq</th><th>Level</th><th>Line</th><th>(dB)</th><th>Level</th><th>Factor</th><th>Loss</th><th>Factor</th><th></th><th>Remark</th></tr><tr><th>MHz</th><th>dBuV/m</th><th>dBuV/m</th><th></th><th>dBuV</th><th>dB/m</th><th>dB</th><th>dB</th><th>cm</th><th>deg</th></tr><tr><td>1</td><td>2478.00</td><td>84.92</td><td>-----</td><td>-----</td><td>82.36</td><td>30.70</td><td>5.45</td><td>33.59</td><td>232 16 PEAK</td></tr></table>						Limit	Margin	Read	Ant	Cable	Preamp	APos	TPos		Freq	Level	Line	(dB)	Level	Factor	Loss	Factor		Remark	MHz	dBuV/m	dBuV/m		dBuV	dB/m	dB	dB	cm	deg	1	2478.00	84.92	-----	-----	82.36	30.70	5.45	33.59
	Limit	Margin	Read	Ant	Cable	Preamp	APos	TPos																																																																																	
Freq	Level	Line	(dB)	Level	Factor	Loss	Factor		Remark																																																																																
MHz	dBuV/m	dBuV/m		dBuV	dB/m	dB	dB	cm	deg																																																																																
1	2491.73	44.60	74.00	-29.40	42.03	30.70	5.47	33.60	232 16 PEAK																																																																																
	Limit	Margin	Read	Ant	Cable	Preamp	APos	TPos																																																																																	
Freq	Level	Line	(dB)	Level	Factor	Loss	Factor		Remark																																																																																
MHz	dBuV/m	dBuV/m		dBuV	dB/m	dB	dB	cm	deg																																																																																
1	2478.00	84.92	-----	-----	82.36	30.70	5.45	33.59	232 16 PEAK																																																																																
Avg	<div><div>Level (dBuV/m)</div><div><div>Date: 2024-10-01</div><div>AVG_BE_54</div></div></div>					<div><div>Level (dBuV/m)</div><div><div>Date: 2024-10-01</div><div>AVG_54</div></div></div>																																																																																			
	<table><tr><th></th><th>Limit</th><th>Margin</th><th>Read</th><th>Ant</th><th>Cable</th><th>Preamp</th><th>APos</th><th>TPos</th><th></th></tr><tr><th>Freq</th><th>Level</th><th>Line</th><th>(dB)</th><th>Level</th><th>Factor</th><th>Loss</th><th>Factor</th><th></th><th>Remark</th></tr><tr><th>MHz</th><th>dBuV/m</th><th>dBuV/m</th><th></th><th>dBuV</th><th>dB/m</th><th>dB</th><th>dB</th><th>cm</th><th>deg</th></tr><tr><td>1</td><td>2491.42</td><td>35.93</td><td>54.00</td><td>-18.07</td><td>33.35</td><td>30.70</td><td>5.47</td><td>33.59</td><td>232 16 AVERAGE</td></tr></table>						Limit	Margin	Read	Ant	Cable	Preamp	APos	TPos		Freq	Level	Line	(dB)	Level	Factor	Loss	Factor		Remark	MHz	dBuV/m	dBuV/m		dBuV	dB/m	dB	dB	cm	deg	1	2491.42	35.93	54.00	-18.07	33.35	30.70	5.47	33.59	232 16 AVERAGE	<table><tr><th></th><th>Limit</th><th>Margin</th><th>Read</th><th>Ant</th><th>Cable</th><th>Preamp</th><th>APos</th><th>TPos</th><th></th></tr><tr><th>Freq</th><th>Level</th><th>Line</th><th>(dB)</th><th>Level</th><th>Factor</th><th>Loss</th><th>Factor</th><th></th><th>Remark</th></tr><tr><th>MHz</th><th>dBuV/m</th><th>dBuV/m</th><th></th><th>dBuV</th><th>dB/m</th><th>dB</th><th>dB</th><th>cm</th><th>deg</th></tr><tr><td>1</td><td>2478.00</td><td>83.10</td><td>-----</td><td>-----</td><td>80.54</td><td>30.70</td><td>5.45</td><td>33.59</td><td>232 16 AVERAGE</td></tr></table>						Limit	Margin	Read	Ant	Cable	Preamp	APos	TPos		Freq	Level	Line	(dB)	Level	Factor	Loss	Factor		Remark	MHz	dBuV/m	dBuV/m		dBuV	dB/m	dB	dB	cm	deg	1	2478.00	83.10	-----	-----	80.54	30.70	5.45	33.59
	Limit	Margin	Read	Ant	Cable	Preamp	APos	TPos																																																																																	
Freq	Level	Line	(dB)	Level	Factor	Loss	Factor		Remark																																																																																
MHz	dBuV/m	dBuV/m		dBuV	dB/m	dB	dB	cm	deg																																																																																
1	2491.42	35.93	54.00	-18.07	33.35	30.70	5.47	33.59	232 16 AVERAGE																																																																																
	Limit	Margin	Read	Ant	Cable	Preamp	APos	TPos																																																																																	
Freq	Level	Line	(dB)	Level	Factor	Loss	Factor		Remark																																																																																
MHz	dBuV/m	dBuV/m		dBuV	dB/m	dB	dB	cm	deg																																																																																
1	2478.00	83.10	-----	-----	80.54	30.70	5.45	33.59	232 16 AVERAGE																																																																																



Mode	9																																																																										
	Band Edge																																																																										
	2400-2483.5_Bluetooth-LE_CH38_2478MHz																																																																										
ANT	8																																																																										
Pol.	Vertical					Fundamental																																																																					
Peak	<div><p>Level (dBuV/m) <span>Date: 2024-10-01</span></p><p>PEAK_BE_74</p></div>					<div><p>Level (dBuV/m) <span>Date: 2024-10-01</span></p><p>PEAK_74</p></div>																																																																					
	<table><tr><th>Freq</th><th>Level</th><th>Limit</th><th>Margin</th><th>Read</th><th>Ant</th><th>Cable</th><th>Preamp</th><th>APos</th><th>TPos</th><th>Remark</th></tr><tr><th>MHz</th><th>dBuV/m</th><th>dBuV/m</th><th>(dB)</th><th>dBuV</th><th>dB/m</th><th>dB</th><th>dB</th><th>cm</th><th>deg</th><th></th></tr><tr><td>1 2495.38</td><td>44.01</td><td>74.00</td><td>-29.99</td><td>41.44</td><td>30.70</td><td>5.47</td><td>33.60</td><td>293</td><td>226</td><td>PEAK</td></tr></table>					Freq	Level	Limit	Margin	Read	Ant	Cable	Preamp	APos	TPos	Remark	MHz	dBuV/m	dBuV/m	(dB)	dBuV	dB/m	dB	dB	cm	deg		1 2495.38	44.01	74.00	-29.99	41.44	30.70	5.47	33.60	293	226	PEAK	<table><tr><th>Freq</th><th>Level</th><th>Limit</th><th>Margin</th><th>Read</th><th>Ant</th><th>Cable</th><th>Preamp</th><th>APos</th><th>TPos</th><th>Remark</th></tr><tr><th>MHz</th><th>dBuV/m</th><th>dBuV/m</th><th>(dB)</th><th>dBuV</th><th>dB/m</th><th>dB</th><th>dB</th><th>cm</th><th>deg</th><th></th></tr><tr><td>1 2478.00</td><td>84.06</td><td>-----</td><td>-----</td><td>81.50</td><td>30.70</td><td>5.45</td><td>33.59</td><td>293</td><td>226</td><td>PEAK</td></tr></table>					Freq	Level	Limit	Margin	Read	Ant	Cable	Preamp	APos	TPos	Remark	MHz	dBuV/m	dBuV/m	(dB)	dBuV	dB/m	dB	dB	cm	deg		1 2478.00	84.06	-----	-----	81.50	30.70	5.45	33.59	293	226
Freq	Level	Limit	Margin	Read	Ant	Cable	Preamp	APos	TPos	Remark																																																																	
MHz	dBuV/m	dBuV/m	(dB)	dBuV	dB/m	dB	dB	cm	deg																																																																		
1 2495.38	44.01	74.00	-29.99	41.44	30.70	5.47	33.60	293	226	PEAK																																																																	
Freq	Level	Limit	Margin	Read	Ant	Cable	Preamp	APos	TPos	Remark																																																																	
MHz	dBuV/m	dBuV/m	(dB)	dBuV	dB/m	dB	dB	cm	deg																																																																		
1 2478.00	84.06	-----	-----	81.50	30.70	5.45	33.59	293	226	PEAK																																																																	
Avg	<div><p>Level (dBuV/m) <span>Date: 2024-10-01</span></p><p>AVG_BE_54</p></div>					<div><p>Level (dBuV/m) <span>Date: 2024-10-01</span></p><p>AVG_54</p></div>																																																																					
	<table><tr><th>Freq</th><th>Level</th><th>Limit</th><th>Margin</th><th>Read</th><th>Ant</th><th>Cable</th><th>Preamp</th><th>APos</th><th>TPos</th><th>Remark</th></tr><tr><th>MHz</th><th>dBuV/m</th><th>dBuV/m</th><th>(dB)</th><th>dBuV</th><th>dB/m</th><th>dB</th><th>dB</th><th>cm</th><th>deg</th><th></th></tr><tr><td>1 2493.71</td><td>36.02</td><td>54.00</td><td>-17.98</td><td>33.45</td><td>30.70</td><td>5.47</td><td>33.60</td><td>293</td><td>226</td><td>AVERAGE</td></tr></table>					Freq	Level	Limit	Margin	Read	Ant	Cable	Preamp	APos	TPos	Remark	MHz	dBuV/m	dBuV/m	(dB)	dBuV	dB/m	dB	dB	cm	deg		1 2493.71	36.02	54.00	-17.98	33.45	30.70	5.47	33.60	293	226	AVERAGE	<table><tr><th>Freq</th><th>Level</th><th>Limit</th><th>Margin</th><th>Read</th><th>Ant</th><th>Cable</th><th>Preamp</th><th>APos</th><th>TPos</th><th>Remark</th></tr><tr><th>MHz</th><th>dBuV/m</th><th>dBuV/m</th><th>(dB)</th><th>dBuV</th><th>dB/m</th><th>dB</th><th>dB</th><th>cm</th><th>deg</th><th></th></tr><tr><td>1 2478.00</td><td>82.24</td><td>-----</td><td>-----</td><td>79.68</td><td>30.70</td><td>5.45</td><td>33.59</td><td>293</td><td>226</td><td>AVERAGE</td></tr></table>					Freq	Level	Limit	Margin	Read	Ant	Cable	Preamp	APos	TPos	Remark	MHz	dBuV/m	dBuV/m	(dB)	dBuV	dB/m	dB	dB	cm	deg		1 2478.00	82.24	-----	-----	79.68	30.70	5.45	33.59	293	226
Freq	Level	Limit	Margin	Read	Ant	Cable	Preamp	APos	TPos	Remark																																																																	
MHz	dBuV/m	dBuV/m	(dB)	dBuV	dB/m	dB	dB	cm	deg																																																																		
1 2493.71	36.02	54.00	-17.98	33.45	30.70	5.47	33.60	293	226	AVERAGE																																																																	
Freq	Level	Limit	Margin	Read	Ant	Cable	Preamp	APos	TPos	Remark																																																																	
MHz	dBuV/m	dBuV/m	(dB)	dBuV	dB/m	dB	dB	cm	deg																																																																		
1 2478.00	82.24	-----	-----	79.68	30.70	5.45	33.59	293	226	AVERAGE																																																																	



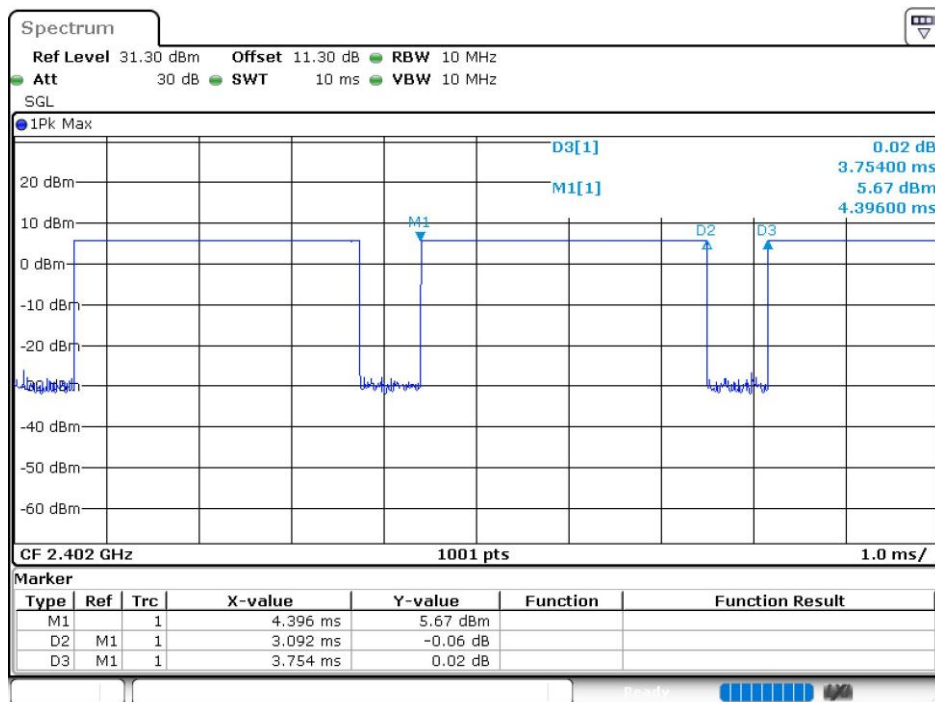


Mode	10																																																																																																																																																																																																																			
	LF																																																																																																																																																																																																																			
	2400-2483.5_Bluetooth-LE_CH01_2404MHz																																																																																																																																																																																																																			
ANT	8																																																																																																																																																																																																																			
Pol.	Horizontal						Vertical																																																																																																																																																																																																													
QP/ Peak																																																																																																																																																																																																																				
	<table><tr><th></th><th>Limit</th><th>Read</th><th>Ant</th><th>Cable</th><th>Preamp</th><th>APos</th><th>TPos</th><th>Remark</th></tr><tr><th>Freq</th><th>Level</th><th>Line</th><th>Margin</th><th>Level</th><th>Factor</th><th>Loss Factor</th><th></th><th></th></tr><tr><th>MHz</th><th>dBuV/m</th><th>dBuV/m</th><th>dB</th><th>dBuV</th><th>dB/m</th><th>dB</th><th>dB</th><th>cm</th><th>deg</th></tr><tr><td>1</td><td>40.67</td><td>21.15</td><td>40.00</td><td>-18.85</td><td>36.24</td><td>19.30</td><td>0.62</td><td>35.01</td><td>---</td><td>---</td><td>Peak</td></tr><tr><td>2</td><td>151.25</td><td>22.37</td><td>43.50</td><td>-21.13</td><td>37.30</td><td>18.91</td><td>1.26</td><td>35.10</td><td>---</td><td>---</td><td>Peak</td></tr><tr><td>3</td><td>252.13</td><td>28.07</td><td>46.00</td><td>-17.93</td><td>43.77</td><td>17.64</td><td>1.66</td><td>35.00</td><td>---</td><td>---</td><td>Peak</td></tr><tr><td>4</td><td>312.27</td><td>29.42</td><td>46.00</td><td>-16.58</td><td>43.08</td><td>19.39</td><td>1.85</td><td>34.90</td><td>---</td><td>---</td><td>Peak</td></tr><tr><td>5</td><td>509.18</td><td>26.35</td><td>46.00</td><td>-19.65</td><td>35.17</td><td>23.51</td><td>2.35</td><td>34.68</td><td>---</td><td>---</td><td>Peak</td></tr><tr><td>6</td><td>782.72</td><td>30.63</td><td>46.00</td><td>-15.37</td><td>34.30</td><td>27.75</td><td>2.91</td><td>34.33</td><td>---</td><td>---</td><td>Peak</td></tr></table>							Limit	Read	Ant	Cable	Preamp	APos	TPos	Remark	Freq	Level	Line	Margin	Level	Factor	Loss Factor			MHz	dBuV/m	dBuV/m	dB	dBuV	dB/m	dB	dB	cm	deg	1	40.67	21.15	40.00	-18.85	36.24	19.30	0.62	35.01	---	---	Peak	2	151.25	22.37	43.50	-21.13	37.30	18.91	1.26	35.10	---	---	Peak	3	252.13	28.07	46.00	-17.93	43.77	17.64	1.66	35.00	---	---	Peak	4	312.27	29.42	46.00	-16.58	43.08	19.39	1.85	34.90	---	---	Peak	5	509.18	26.35	46.00	-19.65	35.17	23.51	2.35	34.68	---	---	Peak	6	782.72	30.63	46.00	-15.37	34.30	27.75	2.91	34.33	---	---	Peak	<table><tr><th></th><th>Limit</th><th>Read</th><th>Ant</th><th>Cable</th><th>Preamp</th><th>APos</th><th>TPos</th><th>Remark</th></tr><tr><th>Freq</th><th>Level</th><th>Line</th><th>Margin</th><th>Level</th><th>Factor</th><th>Loss Factor</th><th></th><th></th></tr><tr><th>MHz</th><th>dBuV/m</th><th>dBuV/m</th><th>dB</th><th>dBuV</th><th>dB/m</th><th>dB</th><th>dB</th><th>cm</th><th>deg</th></tr><tr><td>1</td><td>41.64</td><td>31.97</td><td>40.00</td><td>-8.03</td><td>47.02</td><td>19.34</td><td>0.63</td><td>35.02</td><td>---</td><td>---</td><td>Peak</td></tr><tr><td>2</td><td>151.25</td><td>24.41</td><td>43.50</td><td>-19.09</td><td>39.34</td><td>18.91</td><td>1.26</td><td>35.10</td><td>---</td><td>---</td><td>Peak</td></tr><tr><td>3</td><td>264.74</td><td>24.56</td><td>46.00</td><td>-21.44</td><td>39.81</td><td>18.03</td><td>1.69</td><td>34.97</td><td>---</td><td>---</td><td>Peak</td></tr><tr><td>4</td><td>461.65</td><td>24.15</td><td>46.00</td><td>-21.85</td><td>33.73</td><td>22.89</td><td>2.23</td><td>34.70</td><td>---</td><td>---</td><td>Peak</td></tr><tr><td>5</td><td>724.52</td><td>29.91</td><td>46.00</td><td>-16.09</td><td>34.22</td><td>27.34</td><td>2.80</td><td>34.45</td><td>---</td><td>---</td><td>Peak</td></tr><tr><td>6</td><td>808.91</td><td>31.33</td><td>46.00</td><td>-14.67</td><td>34.66</td><td>28.01</td><td>2.96</td><td>34.30</td><td>---</td><td>---</td><td>Peak</td></tr></table>							Limit	Read	Ant	Cable	Preamp	APos	TPos	Remark	Freq	Level	Line	Margin	Level	Factor	Loss Factor			MHz	dBuV/m	dBuV/m	dB	dBuV	dB/m	dB	dB	cm	deg	1	41.64	31.97	40.00	-8.03	47.02	19.34	0.63	35.02	---	---	Peak	2	151.25	24.41	43.50	-19.09	39.34	18.91	1.26	35.10	---	---	Peak	3	264.74	24.56	46.00	-21.44	39.81	18.03	1.69	34.97	---	---	Peak	4	461.65	24.15	46.00	-21.85	33.73	22.89	2.23	34.70	---	---	Peak	5	724.52	29.91	46.00	-16.09	34.22	27.34	2.80	34.45	---	---	Peak	6	808.91	31.33	46.00	-14.67	34.66	28.01	2.96	34.30	---	---	Peak
		Limit	Read	Ant	Cable	Preamp	APos	TPos	Remark																																																																																																																																																																																																											
Freq	Level	Line	Margin	Level	Factor	Loss Factor																																																																																																																																																																																																														
MHz	dBuV/m	dBuV/m	dB	dBuV	dB/m	dB	dB	cm	deg																																																																																																																																																																																																											
1	40.67	21.15	40.00	-18.85	36.24	19.30	0.62	35.01	---	---	Peak																																																																																																																																																																																																									
2	151.25	22.37	43.50	-21.13	37.30	18.91	1.26	35.10	---	---	Peak																																																																																																																																																																																																									
3	252.13	28.07	46.00	-17.93	43.77	17.64	1.66	35.00	---	---	Peak																																																																																																																																																																																																									
4	312.27	29.42	46.00	-16.58	43.08	19.39	1.85	34.90	---	---	Peak																																																																																																																																																																																																									
5	509.18	26.35	46.00	-19.65	35.17	23.51	2.35	34.68	---	---	Peak																																																																																																																																																																																																									
6	782.72	30.63	46.00	-15.37	34.30	27.75	2.91	34.33	---	---	Peak																																																																																																																																																																																																									
	Limit	Read	Ant	Cable	Preamp	APos	TPos	Remark																																																																																																																																																																																																												
Freq	Level	Line	Margin	Level	Factor	Loss Factor																																																																																																																																																																																																														
MHz	dBuV/m	dBuV/m	dB	dBuV	dB/m	dB	dB	cm	deg																																																																																																																																																																																																											
1	41.64	31.97	40.00	-8.03	47.02	19.34	0.63	35.02	---	---	Peak																																																																																																																																																																																																									
2	151.25	24.41	43.50	-19.09	39.34	18.91	1.26	35.10	---	---	Peak																																																																																																																																																																																																									
3	264.74	24.56	46.00	-21.44	39.81	18.03	1.69	34.97	---	---	Peak																																																																																																																																																																																																									
4	461.65	24.15	46.00	-21.85	33.73	22.89	2.23	34.70	---	---	Peak																																																																																																																																																																																																									
5	724.52	29.91	46.00	-16.09	34.22	27.34	2.80	34.45	---	---	Peak																																																																																																																																																																																																									
6	808.91	31.33	46.00	-14.67	34.66	28.01	2.96	34.30	---	---	Peak																																																																																																																																																																																																									

## Appendix D. Duty Cycle Plots

Band	Duty Cycle(%)	T(ms)	1/T(kHz)	VBW Setting
Bluetooth LE 125kbps	82.37	3.092	0.323	1KHz
Bluetooth LE 2Mbps	31.74	0.199	5.025	10KHZ

### Bluetooth LE 125kbps



## Bluetooth LE 2Mbps

