| Mode | 13 | |
|---|---|---|
| | Band Edge | |
| | 2400-2483.5_802.11ax HE20_CH11_Partial RU 106/54_2462MHz | |
| ANT | 7+12 | |
| Pol. | Horizontal | Fundamental |
| Peak | 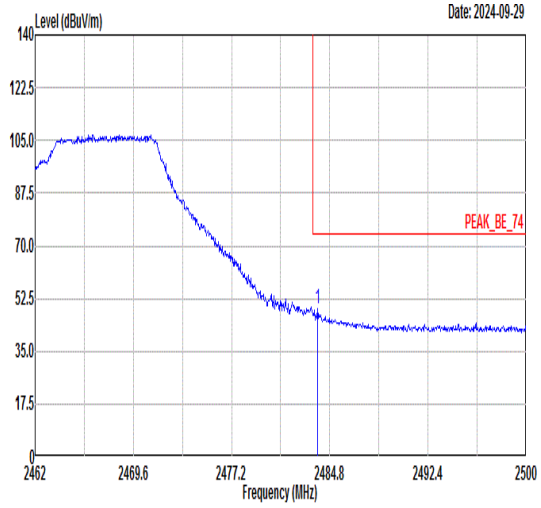 <br>Freq Level Limit Line Margin (dB) Read Level Ant Factor Cable Loss Preamp Factor APos TPos Remark<br>MHz dBuV/m dBuV/m dBuV dB/m dB dB cm deg<br>1 2483.85 49.15 74.00 -24.85 46.58 30.70 5.46 33.59 334 276 PEAK | 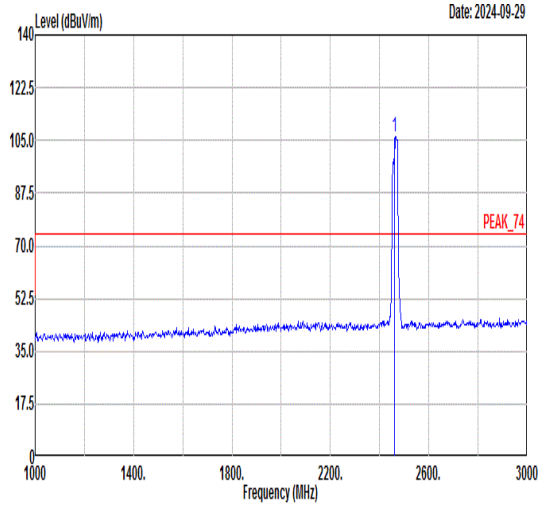 <br>Freq Level Limit Line Margin (dB) Read Level Ant Factor Cable Loss Preamp Factor APos TPos Remark<br>MHz dBuV/m dBuV/m dBuV dB/m dB dB cm deg<br>1 2462.00 106.28 ------ ------ 103.71 30.71 5.44 33.58 334 276 PEAK |
| Avg | 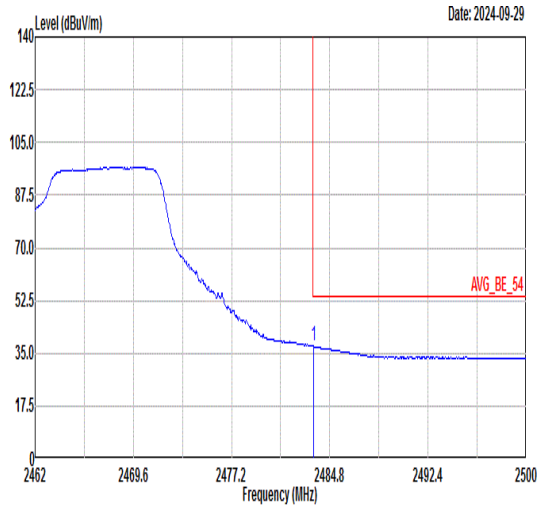 <br>Freq Level Limit Line Margin (dB) Read Level Ant Factor Cable Loss Preamp Factor APos TPos Remark<br>MHz dBuV/m dBuV/m dBuV dB/m dB dB cm deg<br>1 2483.55 37.33 54.00 -16.67 34.76 30.70 5.46 33.59 334 276 AVERAGE | 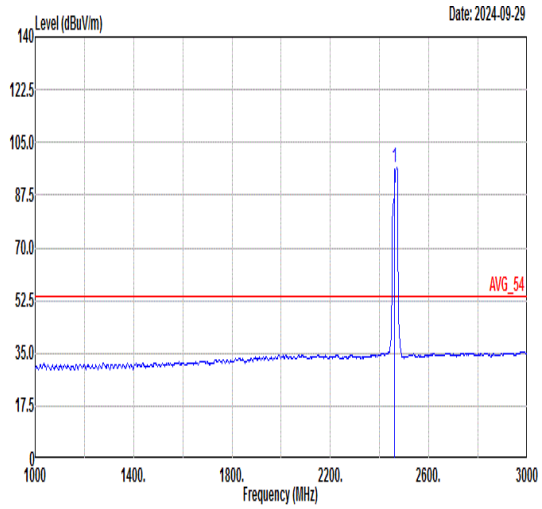 <br>Freq Level Limit Line Margin (dB) Read Level Ant Factor Cable Loss Preamp Factor APos TPos Remark<br>MHz dBuV/m dBuV/m dBuV dB/m dB dB cm deg<br>1 2462.00 96.61 ------ ------ 94.04 30.71 5.44 33.58 334 276 AVERAGE |

| Mode | 13 | |
|---|---|---|
| | Band Edge | |
| | 2400-2483.5_802.11ax HE20_CH11_Partial RU 106/54_2462MHz | |
| ANT | 7+12 | |
| Pol. | Vertical | Fundamental |
| Peak | 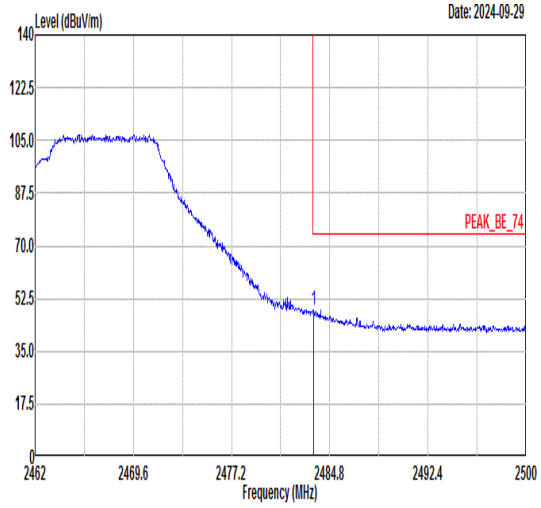 <br>Freq Level Limit Line Margin (dB) Read Level Ant Factor Cable Loss Preamp Factor APos TPos Remark<br>MHz dBuV/m dBuV/m dBuV dB/m dB dB cm deg<br>1 2483.55 48.67 74.00 -25.33 46.10 30.70 5.46 33.59 380 237 PEAK | 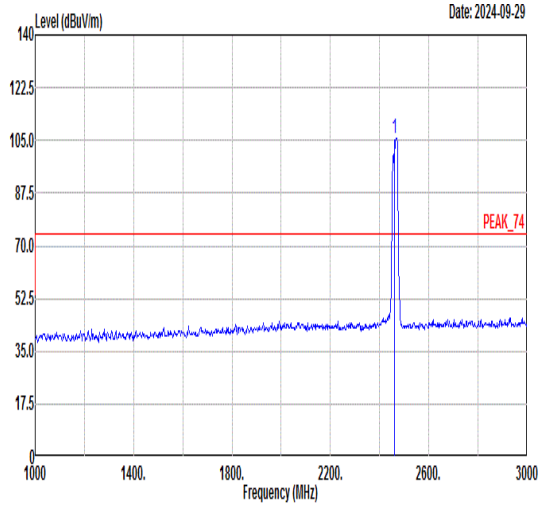 <br>Freq Level Limit Line Margin (dB) Read Level Ant Factor Cable Loss Preamp Factor APos TPos Remark<br>MHz dBuV/m dBuV/m dBuV dB/m dB dB cm deg<br>1 2462.00 105.90 ------ ------ 103.33 30.71 5.44 33.58 380 237 PEAK |
| Avg | 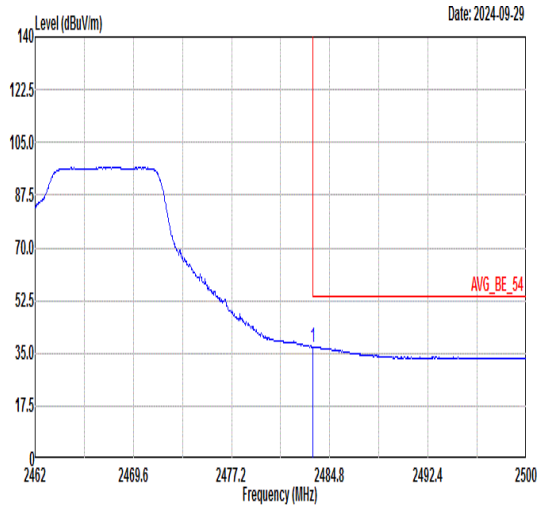 <br>Freq Level Limit Line Margin (dB) Read Level Ant Factor Cable Loss Preamp Factor APos TPos Remark<br>MHz dBuV/m dBuV/m dBuV dB/m dB dB cm deg<br>1 2483.51 37.18 54.00 -16.82 34.61 30.70 5.46 33.59 380 237 AVERAGE | 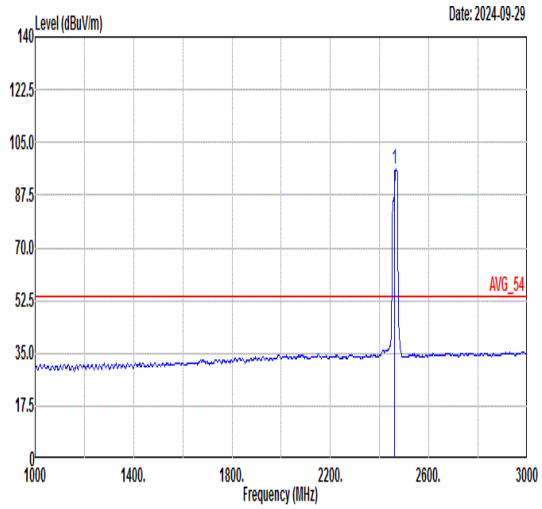 <br>Freq Level Limit Line Margin (dB) Read Level Ant Factor Cable Loss Preamp Factor APos TPos Remark<br>MHz dBuV/m dBuV/m dBuV dB/m dB dB cm deg<br>1 2462.00 95.89 ------ ------ 93.32 30.71 5.44 33.58 380 237 AVERAGE |

| Mode | 14 | |
|---|---|---|
| | LF | |
| | 2400-2483.5_802.11b-LF_CH06_2437MHz | |
| ANT | 7+12 | |
| Pol. | Horizontal | Vertical |
| QP/ Peak | 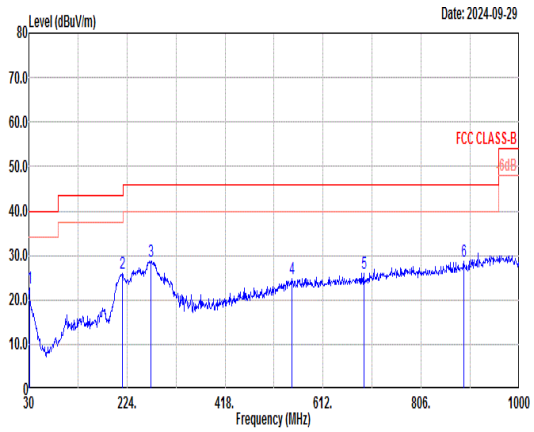 | 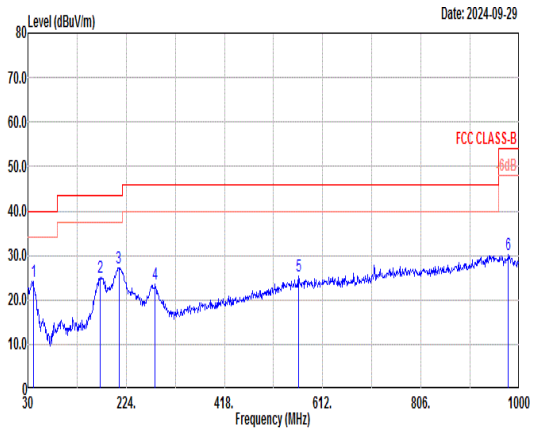 |

Horizontal:

| | Freq | Level | Limit Line | Margin | Read Level | Ant Factor | Cable Loss | Preamp Factor | APos | TPos | Remark |
|---|---|---|---|---|---|---|---|---|---|---|---|
| | MHz | dBuV/m | dBuV/m | dB | dBuV | dB/m | dB | dB | cm | deg | |
| 1 | 30.97 | 22.57 | 40.00 | -17.43 | 28.95 | 24.70 | 0.54 | 31.62 | --- | --- | Peak |
| 2 | 215.27 | 25.95 | 43.50 | -17.55 | 41.15 | 14.90 | 1.50 | 31.60 | --- | --- | Peak |
| 3 | 271.53 | 28.78 | 46.00 | -17.22 | 40.10 | 18.53 | 1.71 | 31.56 | --- | --- | Peak |
| 4 | 550.89 | 24.74 | 46.00 | -21.26 | 27.92 | 25.56 | 2.46 | 31.20 | --- | --- | Peak |
| 5 | 692.51 | 25.98 | 46.00 | -20.02 | 27.94 | 26.50 | 2.74 | 31.20 | --- | --- | Peak |
| 6 | 890.39 | 28.67 | 46.00 | -17.33 | 27.37 | 29.10 | 3.14 | 30.94 | --- | --- | Peak |

Vertical:

| | Freq | Level | Limit Line | Margin | Read Level | Ant Factor | Cable Loss | Preamp Factor | APos | TPos | Remark |
|---|---|---|---|---|---|---|---|---|---|---|---|
| | MHz | dBuV/m | dBuV/m | dB | dBuV | dB/m | dB | dB | cm | deg | |
| 1 | 40.67 | 24.16 | 40.00 | -15.84 | 36.04 | 19.30 | 0.62 | 31.80 | --- | --- | Peak |
| 2 | 172.59 | 25.19 | 43.50 | -18.31 | 40.00 | 15.50 | 1.34 | 31.65 | --- | --- | Peak |
| 3 | 209.45 | 27.29 | 43.50 | -16.21 | 42.49 | 14.93 | 1.47 | 31.60 | --- | --- | Peak |
| 4 | 281.23 | 23.47 | 46.00 | -22.53 | 34.53 | 18.74 | 1.74 | 31.54 | --- | --- | Peak |
| 5 | 564.47 | 25.21 | 46.00 | -20.79 | 27.39 | 26.50 | 2.49 | 31.17 | --- | --- | Peak |
| 6 | 978.66 | 30.06 | 54.00 | -23.94 | 26.60 | 31.04 | 3.28 | 30.86 | --- | --- | Peak |

| Mode | 15 | |
|---|---|---|
| | Band Edge - L | |
| | 2400-2483.5_802.11b_CH06_2437MHz+LTE B13 Link CO_TX | |
| ANT | 7+12 | |
| Pol. | Horizontal | Fundamental |
| Peak | 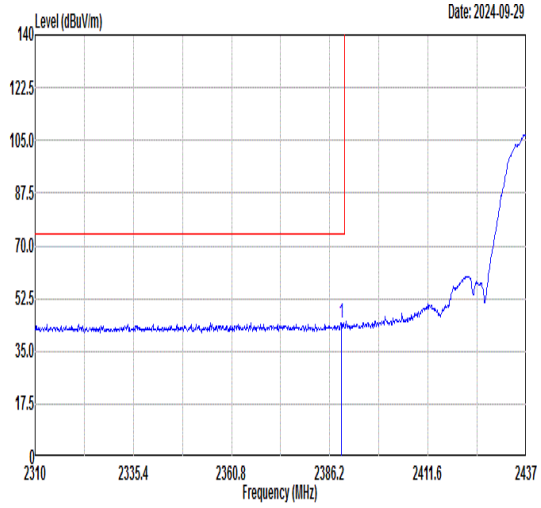 <br>Freq Level Limit Line Margin (dB) Read Level Ant Factor Cable Loss Preamp Factor APos TPos Remark<br>MHz dBuV/m dBuV/m dBuV dB/m dB dB cm deg<br>1 2389.12 44.59 74.00 -29.41 42.04 30.72 5.36 33.53 100 318 PEAK | 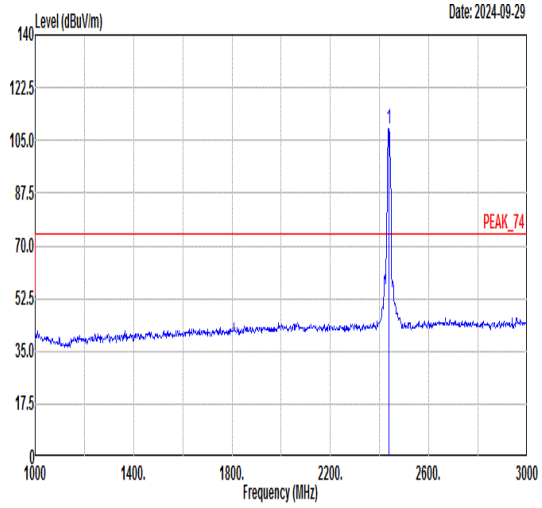 <br>Freq Level Limit Line Margin (dB) Read Level Ant Factor Cable Loss Preamp Factor APos TPos Remark<br>MHz dBuV/m dBuV/m dBuV dB/m dB dB cm deg<br>1 2437.00 109.07 ------ ------ 106.51 30.71 5.41 33.56 100 318 PEAK |
| Avg | 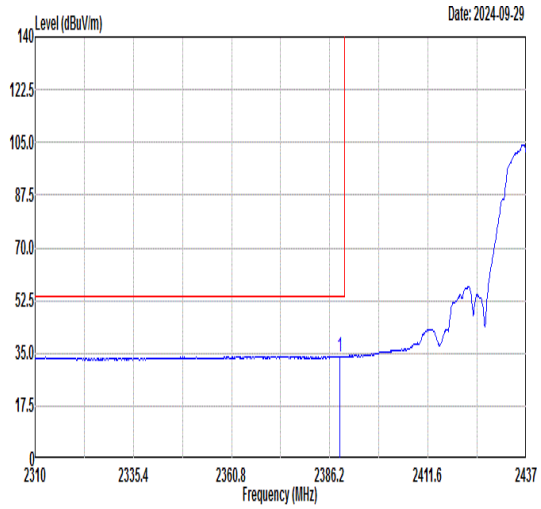 <br>Freq Level Limit Line Margin (dB) Read Level Ant Factor Cable Loss Preamp Factor APos TPos Remark<br>MHz dBuV/m dBuV/m dBuV dB/m dB dB cm deg<br>1 2388.87 33.98 54.00 -20.02 31.43 30.72 5.36 33.53 100 318 AVERAGE | 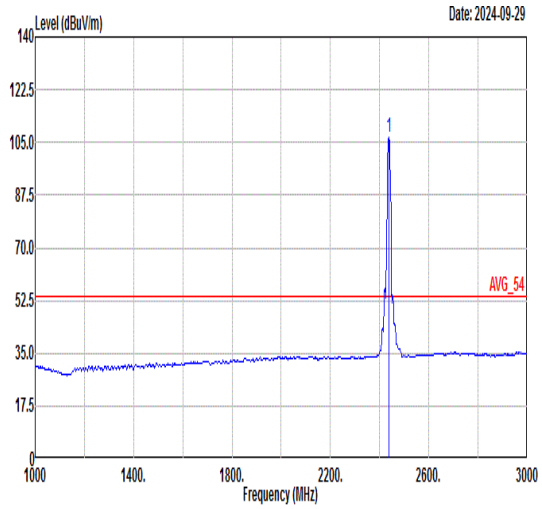 <br>Freq Level Limit Line Margin (dB) Read Level Ant Factor Cable Loss Preamp Factor APos TPos Remark<br>MHz dBuV/m dBuV/m dBuV dB/m dB dB cm deg<br>1 2437.00 106.54 ------ ------ 103.98 30.71 5.41 33.56 100 318 AVERAGE |

| Mode | 15 | |
|---|---|---|
| | Band Edge - R | |
| | 2400-2483.5_802.11b_CH06_2437MHz+LTE B13 Link CO_TX | |
| ANT | 7+12 | |
| Pol. | Horizontal | Fundamental |
| Peak | 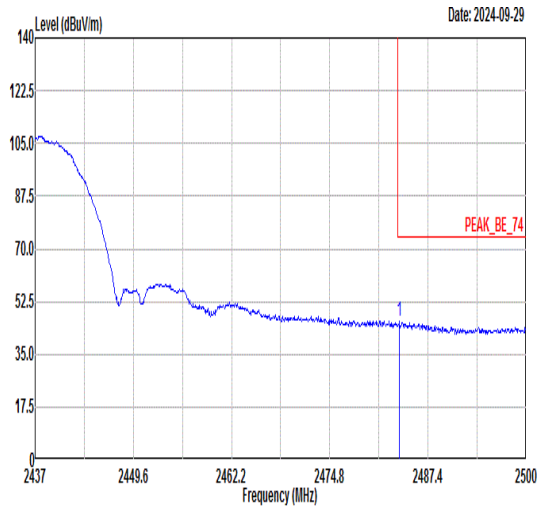 <br>Freq Level Limit Line Margin (dB) Read Level Ant Factor Cable Loss Preamp Factor APos TPos Remark<br>MHz dBuV/m dBuV/m dBuV dB/m dB dB cm deg<br>1 2483.75 45.94 74.00 -28.06 43.37 30.70 5.46 33.59 100 318 PEAK | Blank |
| Avg | 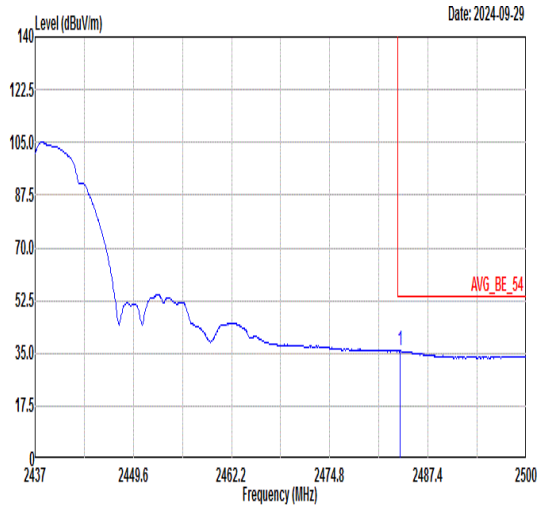 <br>Freq Level Limit Line Margin (dB) Read Level Ant Factor Cable Loss Preamp Factor APos TPos Remark<br>MHz dBuV/m dBuV/m dBuV dB/m dB dB cm deg<br>1 2483.81 35.89 54.00 -18.11 33.32 30.70 5.46 33.59 100 318 AVERAGE | Blank |

| Mode | 15 | |
|---|---|---|
| | Band Edge - L | |
| | 2400-2483.5_802.11b_CH06_2437MHz+LTE B13 Link CO_TX | |
| ANT | 7+12 | |
| Pol. | Vertical | Fundamental |
| Peak | 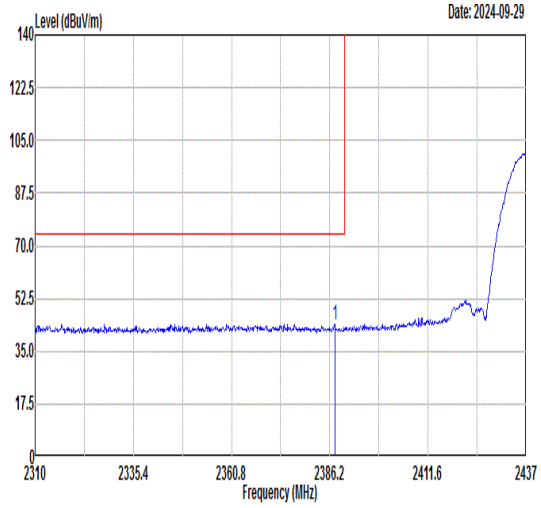 <br>Freq Level Limit Line Margin (dB) Read Level Ant Factor Cable Loss Preamp Factor APos TPos Remark<br>MHz dBuV/m dBuV/m dBuV dB/m dB dB cm deg<br>1 2387.47 43.86 74.00 -30.14 41.31 30.72 5.36 33.53 371 234 PEAK | 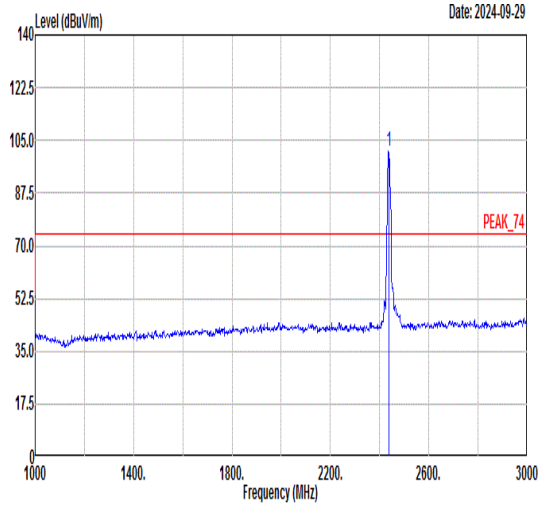 <br>Freq Level Limit Line Margin (dB) Read Level Ant Factor Cable Loss Preamp Factor APos TPos Remark<br>MHz dBuV/m dBuV/m dBuV dB/m dB dB cm deg<br>1 2437.00 101.19 ------ ------ 98.63 30.71 5.41 33.56 371 234 PEAK |
| Avg | 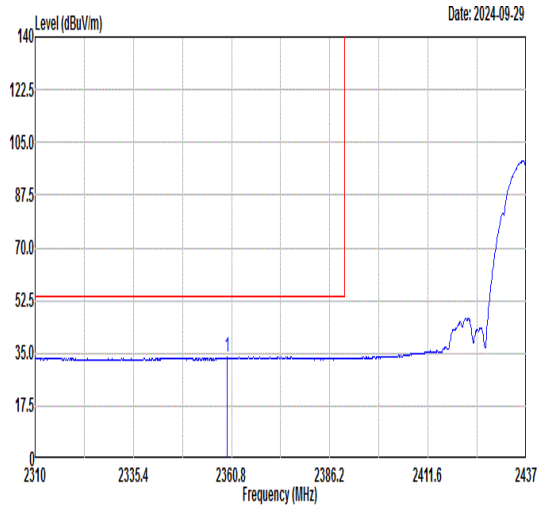 <br>Freq Level Limit Line Margin (dB) Read Level Ant Factor Cable Loss Preamp Factor APos TPos Remark<br>MHz dBuV/m dBuV/m dBuV dB/m dB dB cm deg<br>1 2359.66 33.75 54.00 -20.25 31.21 30.73 5.33 33.52 371 234 AVERAGE | 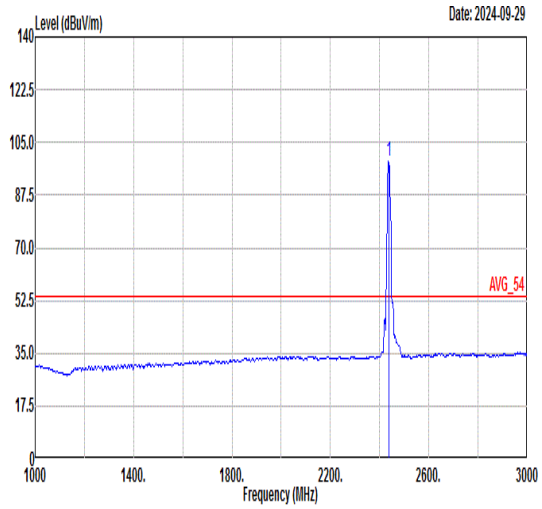 <br>Freq Level Limit Line Margin (dB) Read Level Ant Factor Cable Loss Preamp Factor APos TPos Remark<br>MHz dBuV/m dBuV/m dBuV dB/m dB dB cm deg<br>1 2437.00 98.74 ------ ------ 96.18 30.71 5.41 33.56 371 234 AVERAGE |

| Mode | 15 | |
|---|---|---|
| | Band Edge - R | |
| | 2400-2483.5_802.11b_CH06_2437MHz+LTE B13 Link CO_TX | |
| ANT | 7+12 | |
| Pol. | Vertical | Fundamental |
| Peak | 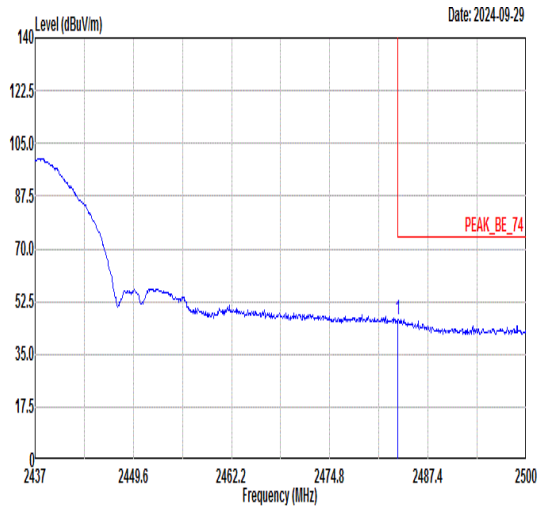 <br>Freq Level Limit Line Margin (dB) Read Level Ant Factor Cable Loss Preamp Factor APos TPos Remark<br>MHz dBuV/m dBuV/m dBuV dB/m dB dB cm deg<br>1 2483.56 46.44 74.00 -27.56 43.87 30.70 5.46 33.59 371 234 PEAK | Blank |
| Avg | 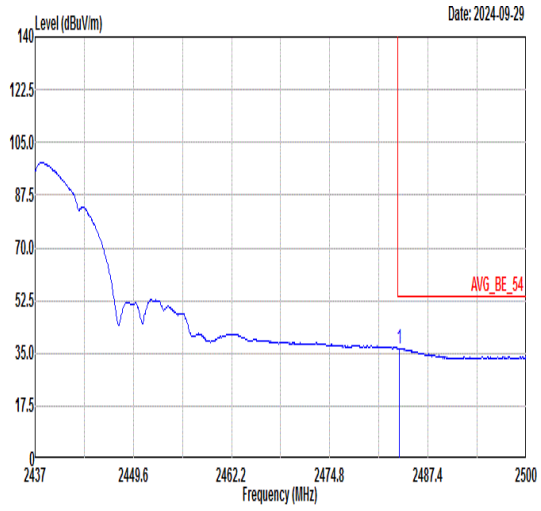 <br>Freq Level Limit Line Margin (dB) Read Level Ant Factor Cable Loss Preamp Factor APos TPos Remark<br>MHz dBuV/m dBuV/m dBuV dB/m dB dB cm deg<br>1 2483.68 36.69 54.00 -17.31 34.12 30.70 5.46 33.59 371 234 AVERAGE | Blank |

| Mode | 15 | |
|---|---|---|
| | Harmonic | |
| | 2400-2483.5_802.11b_CH06_2437MHz+LTE B13 Link CO_TX | |
| ANT | 7+12 | |
| Pol. | Horizontal | Vertical |
| Peak<br>Avg | 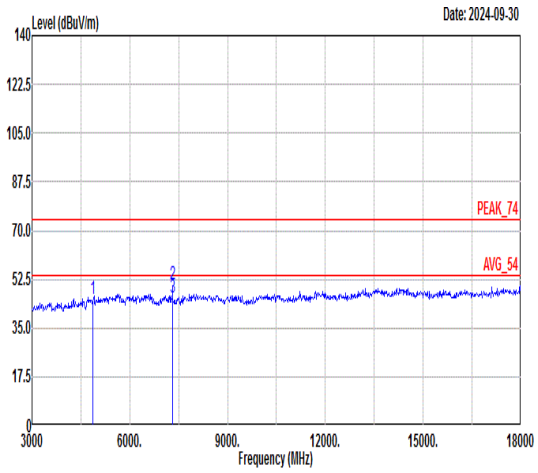 <br>Freq Level Limit Line Margin Read Level Ant Factor Cable Loss Preamp Factor APos TPos Remark<br>MHz dBuV/m dBuV/m dB dBuV dB/m dB dB cm deg<br>1 4874.00 45.22 74.00 -28.78 52.15 35.90 8.72 51.55 --- --- Peak<br>2 7311.00 50.56 74.00 -23.44 54.66 36.88 10.18 51.16 100 298 Peak<br>3 7311.00 46.22 54.00 -7.78 50.32 36.88 10.18 51.16 100 298 Average | 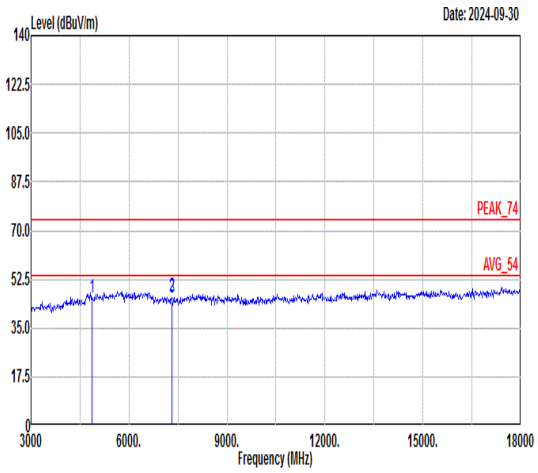 <br>Freq Level Limit Line Margin Read Level Ant Factor Cable Loss Preamp Factor APos TPos Remark<br>MHz dBuV/m dBuV/m dB dBuV dB/m dB dB cm deg<br>1 4874.00 45.97 74.00 -28.03 52.90 35.90 8.72 51.55 --- --- Peak<br>2 7311.00 46.27 74.00 -27.73 50.37 36.88 10.18 51.16 100 66 Peak<br>3 7311.00 46.02 54.00 -7.98 50.12 36.88 10.18 51.16 100 66 Average |

| Mode | 16 | |
|---|---|---|
| | Band Edge - L | |
| | 2400-2483.5_802.11b_CH06_2437MHz+BLE 2M CH01+LTE B13 Link CO_TX | |
| ANT | 7+12 | |
| Pol. | Horizontal | Fundamental |
| Peak | 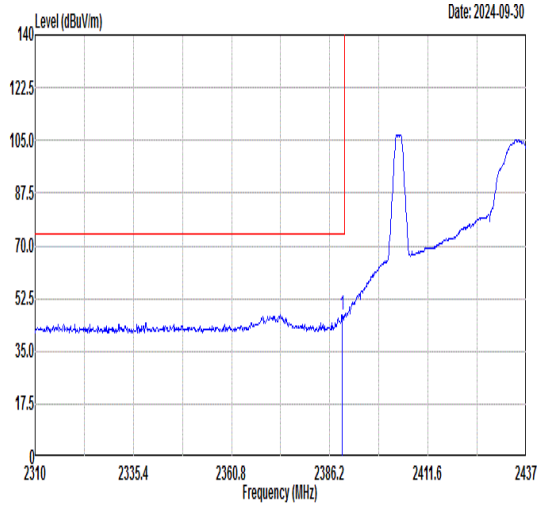 <br>Freq Level Limit Line Margin (dB) Read Level Ant Factor Cable Loss Preamp Factor APos TPos Remark<br>MHz dBuV/m dBuV/m dBuV dB/m dB dB cm deg<br>1 2389.50 47.04 74.00 -26.96 44.49 30.72 5.36 33.53 100 322 PEAK | 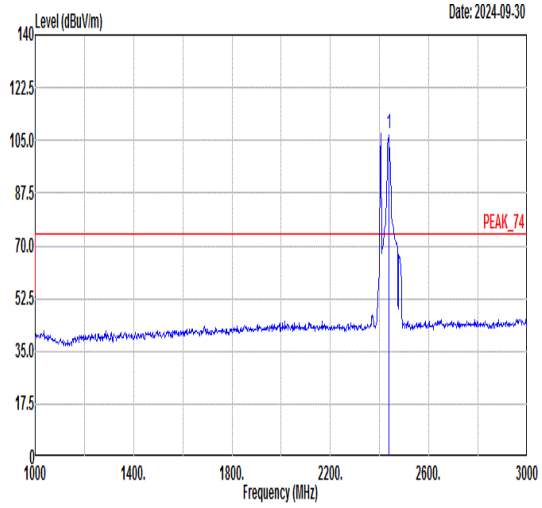 <br>Freq Level Limit Line Margin (dB) Read Level Ant Factor Cable Loss Preamp Factor APos TPos Remark<br>MHz dBuV/m dBuV/m dBuV dB/m dB dB cm deg<br>1 2437.00 107.45 ------ ------ 104.90 30.72 5.37 33.54 100 322 PEAK |
| Avg | 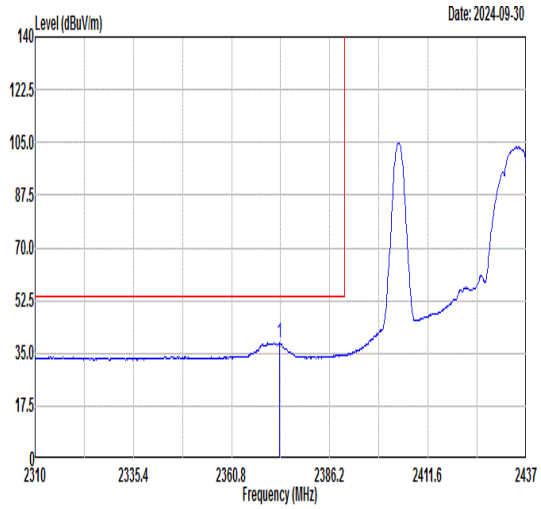 <br>Freq Level Limit Line Margin (dB) Read Level Ant Factor Cable Loss Preamp Factor APos TPos Remark<br>MHz dBuV/m dBuV/m dBuV dB/m dB dB cm deg<br>1 2373.25 38.38 54.00 -15.62 35.83 30.73 5.34 33.52 100 322 AVERAGE | 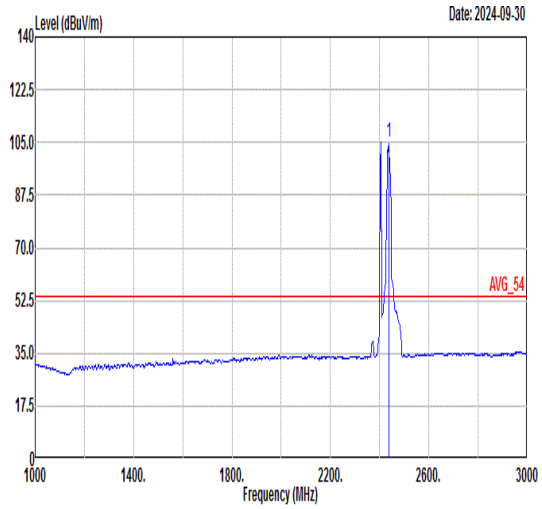 <br>Freq Level Limit Line Margin (dB) Read Level Ant Factor Cable Loss Preamp Factor APos TPos Remark<br>MHz dBuV/m dBuV/m dBuV dB/m dB dB cm deg<br>1 2437.00 105.01 ------ ------ 102.46 30.72 5.37 33.54 100 322 AVERAGE |

| Mode | 16 | |
|---|---|---|
| | Band Edge - R | |
| | 2400-2483.5_802.11b_CH06_2437MHz+BLE 2M CH01+LTE B13 Link CO_TX | |
| ANT | 7+12 | |
| Pol. | Horizontal | Fundamental |
| Peak | 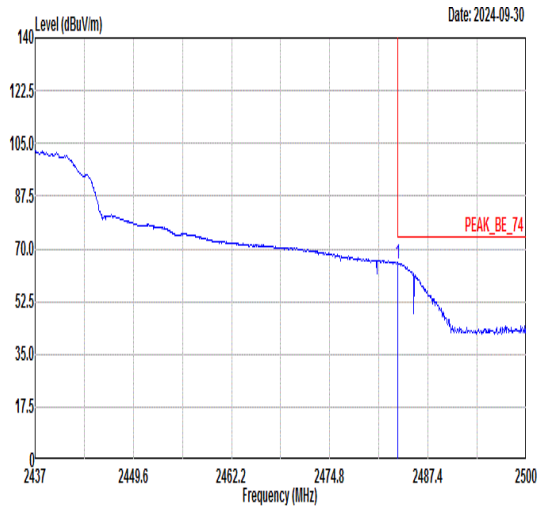 <br>Freq Level Limit Line Margin (dB) Read Level Ant Factor Cable Loss Preamp Factor APos TPos Remark<br>MHz dBuV/m dBuV/m dBuV dB/m dB dB cm deg<br>1 2483.56 65.17 74.00 -8.83 62.60 30.70 5.46 33.59 100 322 PEAK | Blank |
| Avg | 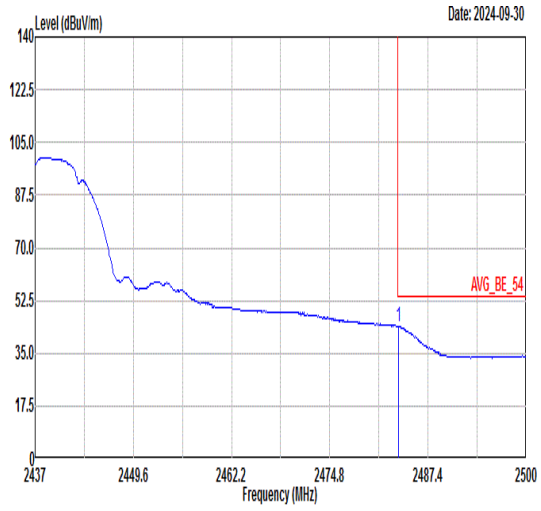 <br>Freq Level Limit Line Margin (dB) Read Level Ant Factor Cable Loss Preamp Factor APos TPos Remark<br>MHz dBuV/m dBuV/m dBuV dB/m dB dB cm deg<br>1 2483.62 43.98 54.00 -10.02 41.41 30.70 5.46 33.59 100 322 AVERAGE | Blank |

| Mode | 16 | |
|---|---|---|
| | Band Edge - L | |
| | 2400-2483.5_802.11b_CH06_2437MHz+BLE 2M CH01+LTE B13 Link CO_TX | |
| ANT | 7+12 | |
| Pol. | Vertical | Fundamental |
| Peak | 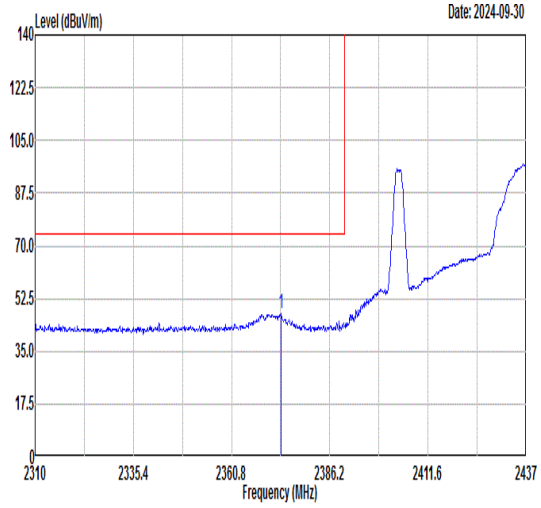 <br>Freq Level Limit Line Margin (dB) Read Level Ant Factor Cable Loss Preamp Factor APos TPos Remark<br>MHz dBuV/m dBuV/m dBuV dB/m dB dB cm deg<br>1 2373.63 47.32 74.00 -26.68 44.76 30.73 5.35 33.52 369 246 PEAK | 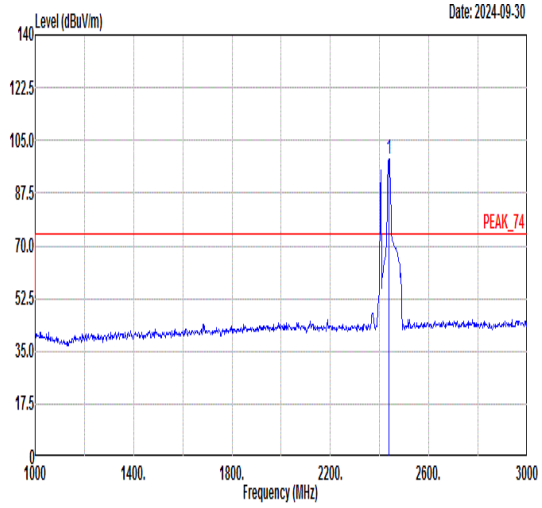 <br>Freq Level Limit Line Margin (dB) Read Level Ant Factor Cable Loss Preamp Factor APos TPos Remark<br>MHz dBuV/m dBuV/m dBuV dB/m dB dB cm deg<br>1 2437.00 98.95 ------ ------ 96.39 30.71 5.41 33.56 369 246 PEAK |
| Avg | 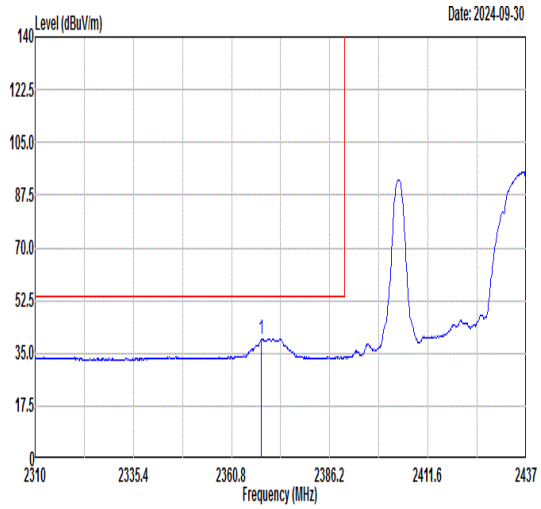 <br>Freq Level Limit Line Margin (dB) Read Level Ant Factor Cable Loss Preamp Factor APos TPos Remark<br>MHz dBuV/m dBuV/m dBuV dB/m dB dB cm deg<br>1 2368.55 39.68 54.00 -14.32 37.13 30.73 5.34 33.52 369 246 AVERAGE | 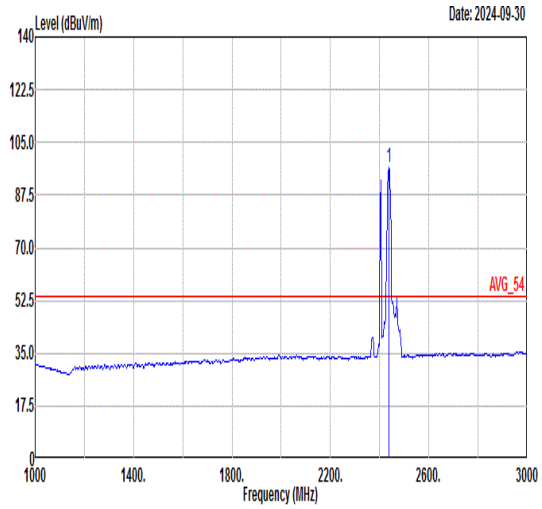 <br>Freq Level Limit Line Margin (dB) Read Level Ant Factor Cable Loss Preamp Factor APos TPos Remark<br>MHz dBuV/m dBuV/m dBuV dB/m dB dB cm deg<br>1 2437.00 96.74 ------ ------ 94.18 30.71 5.41 33.56 369 246 AVERAGE |

| Mode | 16 | |
|---|---|---|
| | Band Edge - R | |
| | 2400-2483.5_802.11b_CH06_2437MHz+BLE 2M CH01+LTE B13 Link CO_TX | |
| ANT | 7+12 | |
| Pol. | Vertical | Fundamental |
| Peak | 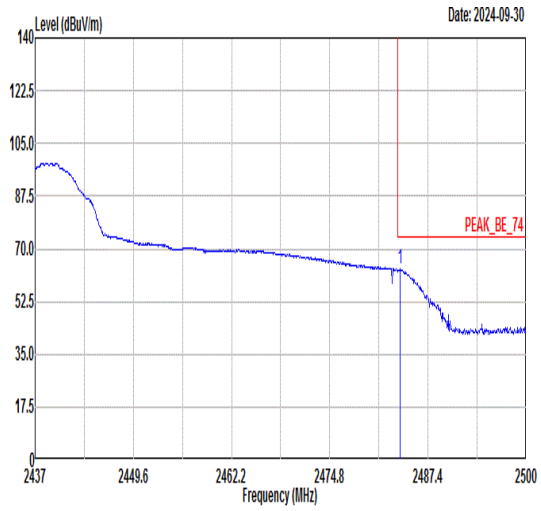 <br>Freq Level Limit Line Margin (dB) Read Level Ant Factor Cable Loss Preamp Factor APos TPos Remark<br>MHz dBuV/m dBuV/m dBuV dB/m dB dB cm deg<br>1 2483.81 63.24 74.00 -10.76 60.67 30.70 5.46 33.59 369 246 PEAK | Blank |
| Avg | 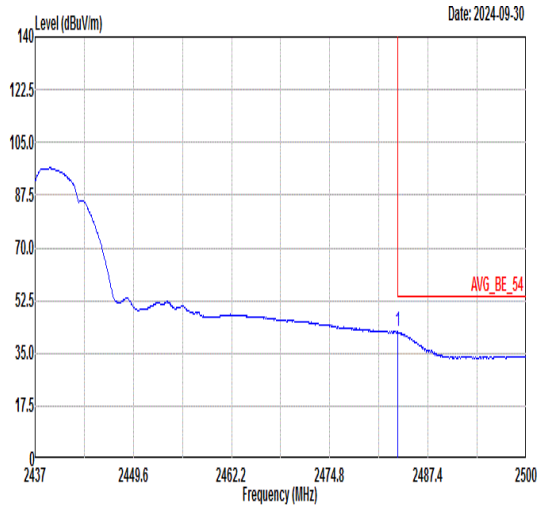 <br>Freq Level Limit Line Margin (dB) Read Level Ant Factor Cable Loss Preamp Factor APos TPos Remark<br>MHz dBuV/m dBuV/m dBuV dB/m dB dB cm deg<br>1 2483.56 42.05 54.00 -11.95 39.48 30.70 5.46 33.59 369 246 AVERAGE | Blank |

| Mode | 16 | |
|---|---|---|
| | Band Edge | |
| | 2400-2483.5_Bluetooth-LE_CH01_2404MHz+11b_CH06+BLE 2M CH01+LTE B13 Link CO_TX | |
| ANT | 7 | |
| Pol. | Horizontal | Fundamental |
| Peak | 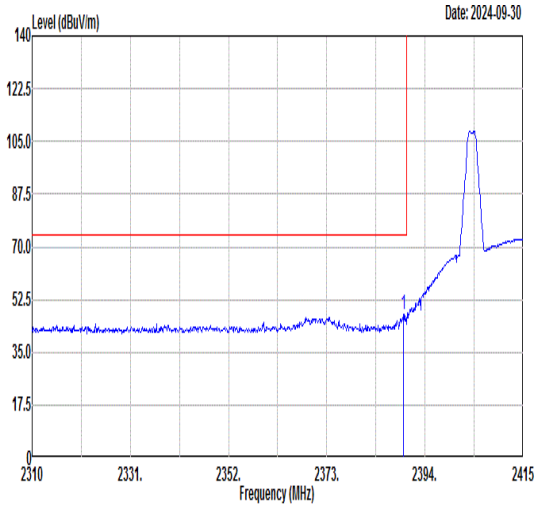 <br>Freq Level Limit Line Margin (dB) Read Level Ant Factor Cable Loss Preamp Factor APos TPos Remark<br>MHz dBuV/m dBuV/m dBuV dB/m dB dB cm deg<br>1 2389.38 47.62 74.00 -26.38 45.07 30.72 5.36 33.53 103 325 PEAK | 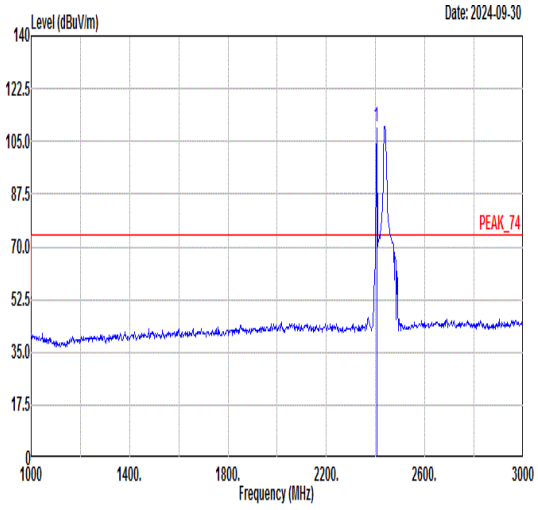 <br>Freq Level Limit Line Margin (dB) Read Level Ant Factor Cable Loss Preamp Factor APos TPos Remark<br>MHz dBuV/m dBuV/m dBuV dB/m dB dB cm deg<br>1 2404.00 109.98 ------ ------ 107.42 30.71 5.41 33.56 103 325 PEAK |
| Avg | 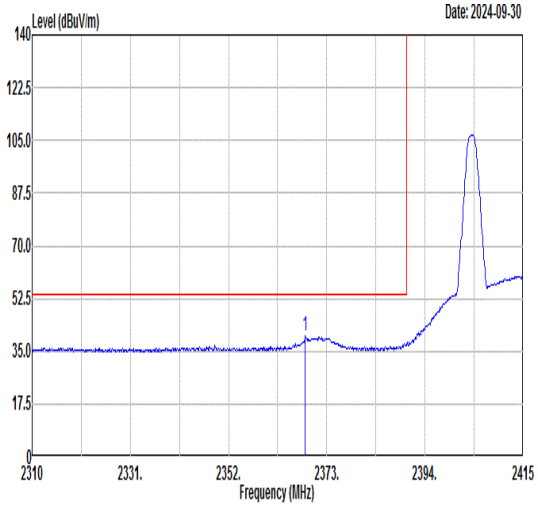 <br>Freq Level Limit Line Margin (dB) Read Level Ant Factor Cable Loss Preamp Factor APos TPos Remark<br>MHz dBuV/m dBuV/m dBuV dB/m dB dB cm deg<br>1 2368.38 40.07 54.00 -13.93 37.52 30.73 5.34 33.52 103 325 AVERAGE | 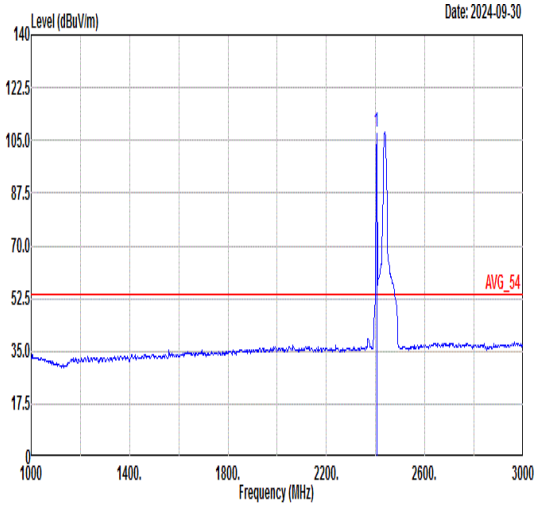 <br>Freq Level Limit Line Margin (dB) Read Level Ant Factor Cable Loss Preamp Factor APos TPos Remark<br>MHz dBuV/m dBuV/m dBuV dB/m dB dB cm deg<br>1 2404.00 107.68 ------ ------ 105.12 30.71 5.41 33.56 103 325 AVERAGE |

| Mode | 16 | |
|---|---|---|
| | Band Edge | |
| | 2400-2483.5_Bluetooth-LE_CH01_2404MHz+11b_CH06+BLE 2M CH01+LTE B13 Link CO_TX | |
| ANT | 7 | |
| Pol. | Vertical | Fundamental |
| Peak | 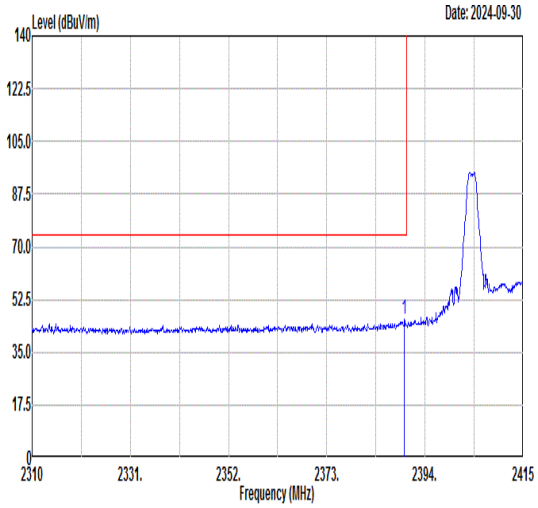 <br>Freq Level Limit Line Margin (dB) Read Level Ant Factor Cable Loss Preamp Factor APos TPos Remark<br>MHz dBuV/m dBuV/m dBuV dB/m dB dB cm deg<br>1 2389.59 45.85 74.00 -28.15 43.30 30.72 5.36 33.53 400 161 PEAK | 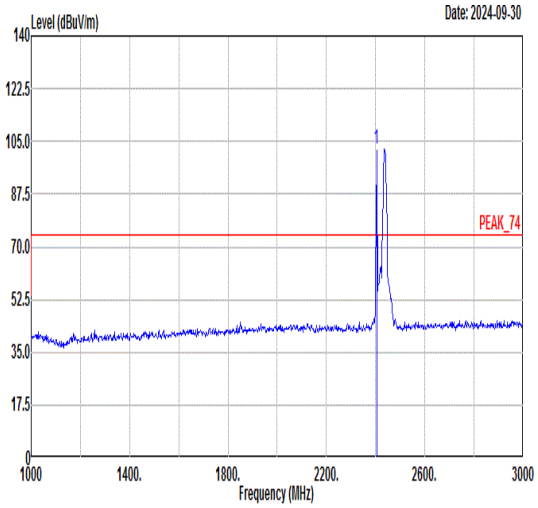 <br>Freq Level Limit Line Margin (dB) Read Level Ant Factor Cable Loss Preamp Factor APos TPos Remark<br>MHz dBuV/m dBuV/m dBuV dB/m dB dB cm deg<br>1 2404.00 102.54 ------ ------ 99.98 30.71 5.41 33.56 400 161 PEAK |
| Avg | 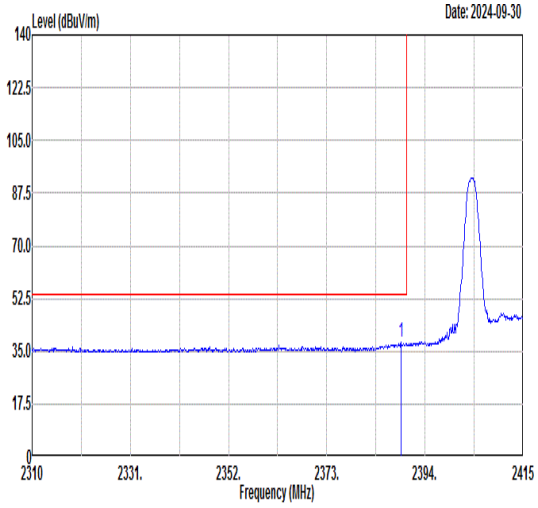 <br>Freq Level Limit Line Margin (dB) Read Level Ant Factor Cable Loss Preamp Factor APos TPos Remark<br>MHz dBuV/m dBuV/m dBuV dB/m dB dB cm deg<br>1 2388.96 37.90 54.00 -16.10 35.35 30.72 5.36 33.53 400 161 AVERAGE | 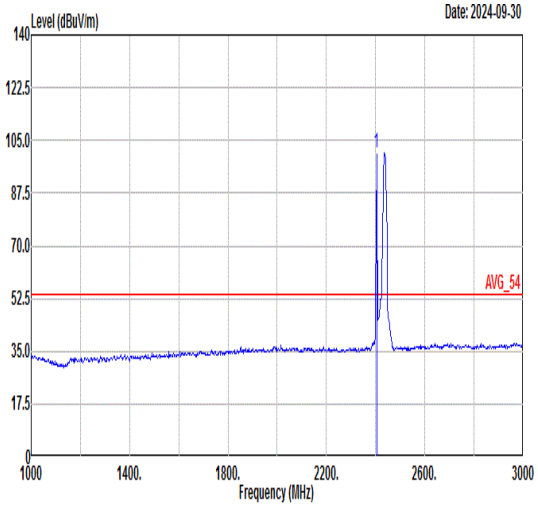 <br>Freq Level Limit Line Margin (dB) Read Level Ant Factor Cable Loss Preamp Factor APos TPos Remark<br>MHz dBuV/m dBuV/m dBuV dB/m dB dB cm deg<br>1 2404.00 100.74 ------ ------ 98.18 30.71 5.41 33.56 400 161 AVERAGE |

| Mode | 16 | |
|---|---|---|
| | Harmonic | |
| | 2400-2483.5_Bluetooth-LE_CH01_2404MHz+11b_CH06+BLE 2M CH01+LTE B13 Link CO_TX | |
| ANT | 7+12 | |
| Pol. | Horizontal | Vertical |
| Peak<br>Avg | 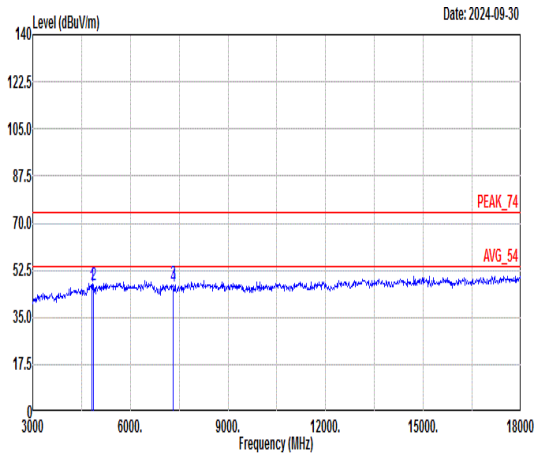 <br><br>Freq Level Limit Line Margin Read Level Ant Factor Cable Loss Preamp Factor APos TPos Remark<br>MHz dBuV/m dBuV/m dB dBuV dB/m dB dB cm deg<br>1 4808.00 46.28 74.00 -27.72 53.20 35.74 8.92 51.58 --- --- Peak<br>2 4874.00 47.03 74.00 -26.97 53.96 35.90 8.72 51.55 --- --- Peak<br>3 7311.00 47.29 74.00 -26.71 51.39 36.88 10.18 51.16 100 285 Peak<br>4 7311.00 46.45 54.00 -7.55 50.55 36.88 10.18 51.16 100 285 Average | 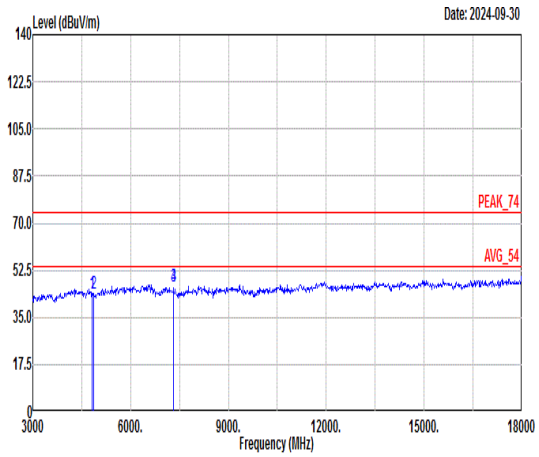 <br><br>Freq Level Limit Line Margin Read Level Ant Factor Cable Loss Preamp Factor APos TPos Remark<br>MHz dBuV/m dBuV/m dB dBuV dB/m dB dB cm deg<br>1 4808.00 43.97 74.00 -30.03 50.89 35.74 8.92 51.58 --- --- Peak<br>2 4874.00 43.99 74.00 -30.01 50.92 35.90 8.72 51.55 --- --- Peak<br>3 7311.00 46.59 74.00 -27.41 50.69 36.88 10.18 51.16 100 71 Peak<br>4 7311.00 46.27 54.00 -7.73 50.37 36.88 10.18 51.16 100 71 Average |

| Mode | 17 | |
|---|---|---|
| | Band Edge | |
| | 2400-2483.5_802.11g_CH02_2417MHz | |
| ANT | 7+12 | |
| Pol. | Horizontal | Fundamental |
| Peak | 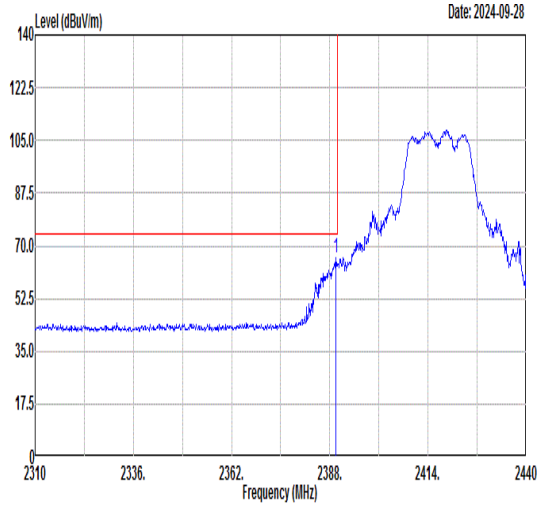 <br>Freq Level Limit Line Margin (dB) Read Level Ant Factor Cable Loss Preamp Factor APos TPos Remark<br>MHz dBuV/m dBuV/m dBuV dB/m dB dB cm deg<br>1 2389.69 65.94 74.00 -8.06 63.39 30.72 5.36 33.53 400 81 PEAK | 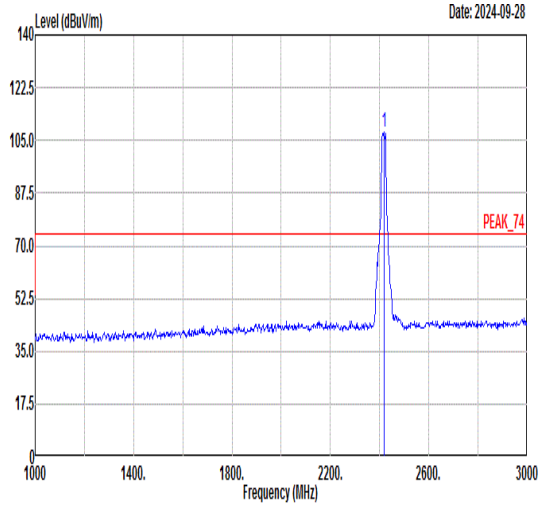 <br>Freq Level Limit Line Margin (dB) Read Level Ant Factor Cable Loss Preamp Factor APos TPos Remark<br>MHz dBuV/m dBuV/m dBuV dB/m dB dB cm deg<br>1 2417.00 107.63 ------ ------ 105.07 30.72 5.39 33.55 400 81 PEAK |
| Avg | 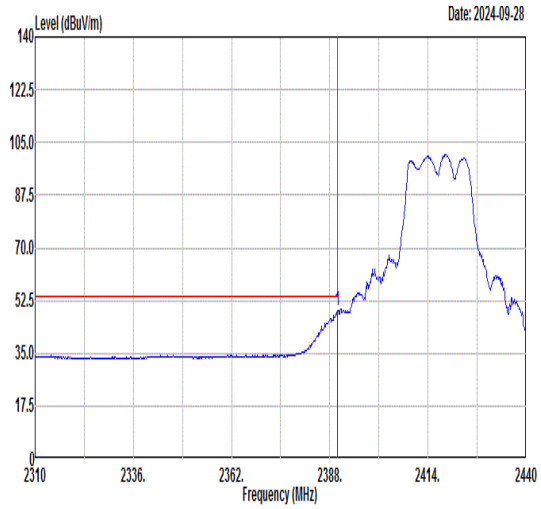 <br>Freq Level Limit Line Margin (dB) Read Level Ant Factor Cable Loss Preamp Factor APos TPos Remark<br>MHz dBuV/m dBuV/m dBuV dB/m dB dB cm deg<br>1 2389.95 48.93 54.00 -5.07 46.38 30.72 5.36 33.53 400 81 AVERAGE | 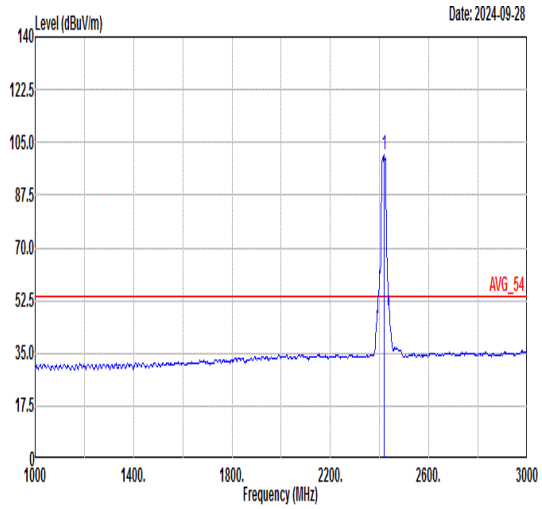 <br>Freq Level Limit Line Margin (dB) Read Level Ant Factor Cable Loss Preamp Factor APos TPos Remark<br>MHz dBuV/m dBuV/m dBuV dB/m dB dB cm deg<br>1 2417.00 100.92 ------ ------ 98.36 30.72 5.39 33.55 400 81 AVERAGE |

| Mode | 17 | |
|---|---|---|
| | Band Edge | |
| | 2400-2483.5_802.11g_CH02_2417MHz | |
| ANT | 7+12 | |
| Pol. | Vertical | Fundamental |
| Peak | 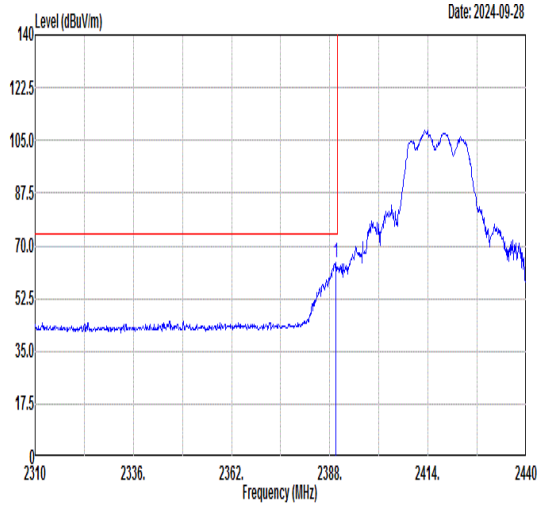 <br>Freq Level Limit Line Margin (dB) Read Level Ant Factor Cable Loss Preamp Factor APos TPos Remark<br>MHz dBuV/m dBuV/m dBuV dB/m dB dB cm deg<br>1 2389.69 64.50 74.00 -9.50 61.95 30.72 5.36 33.53 400 191 PEAK | 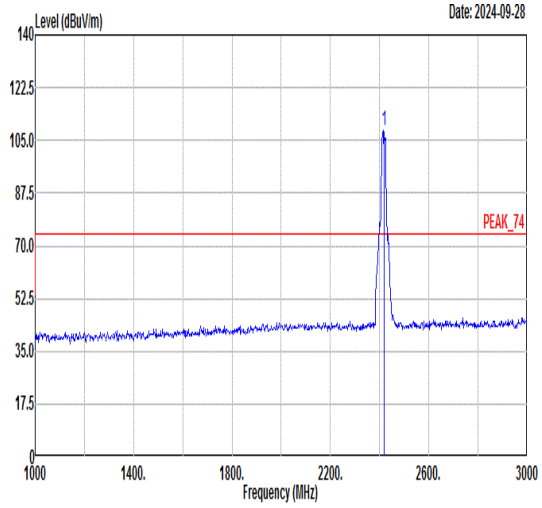 <br>Freq Level Limit Line Margin (dB) Read Level Ant Factor Cable Loss Preamp Factor APos TPos Remark<br>MHz dBuV/m dBuV/m dBuV dB/m dB dB cm deg<br>1 2417.00 108.48 ------ ------ 105.93 30.72 5.38 33.55 400 191 PEAK |
| Avg | 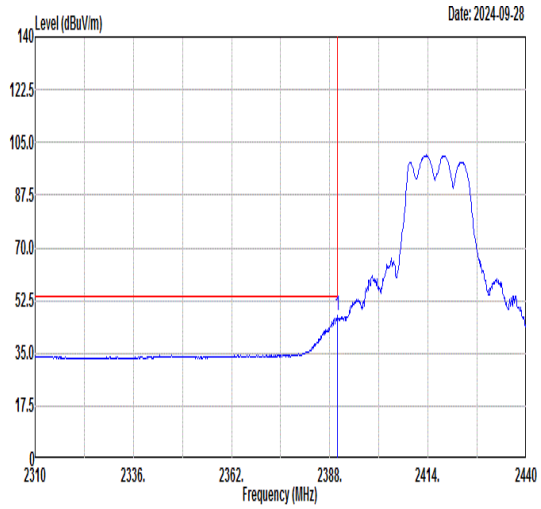 <br>Freq Level Limit Line Margin (dB) Read Level Ant Factor Cable Loss Preamp Factor APos TPos Remark<br>MHz dBuV/m dBuV/m dBuV dB/m dB dB cm deg<br>1 2389.95 47.31 54.00 -6.69 44.76 30.72 5.36 33.53 400 191 AVERAGE | 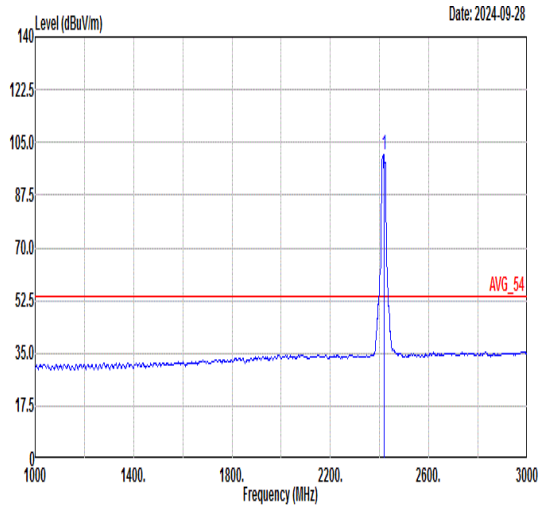 <br>Freq Level Limit Line Margin (dB) Read Level Ant Factor Cable Loss Preamp Factor APos TPos Remark<br>MHz dBuV/m dBuV/m dBuV dB/m dB dB cm deg<br>1 2417.00 100.80 ------ ------ 98.25 30.72 5.38 33.55 400 191 AVERAGE |

| Mode | 18 | |
|---|---|---|
| | Band Edge | |
| | 2400-2483.5_802.11g_CH10_2457MHz | |
| ANT | 7+12 | |
| Pol. | Horizontal | Fundamental |
| Peak | 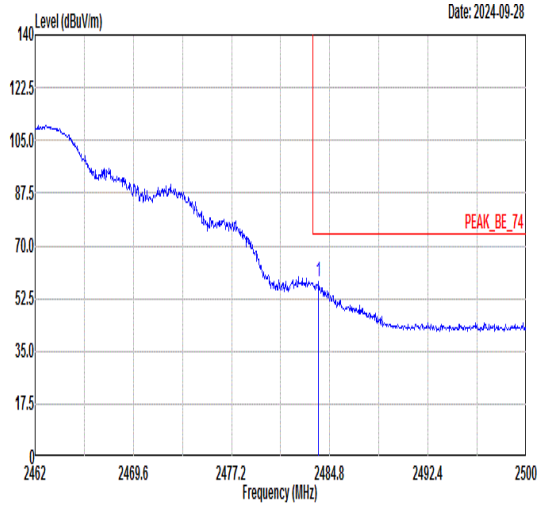 <br>Freq Level Limit Line Margin (dB) Read Level Ant Factor Cable Loss Preamp Factor APos TPos Remark<br>MHz dBuV/m dBuV/m dBuV dB/m dB dB cm deg<br>1 2483.93 57.93 74.00 -16.07 55.36 30.70 5.46 33.59 337 273 PEAK | 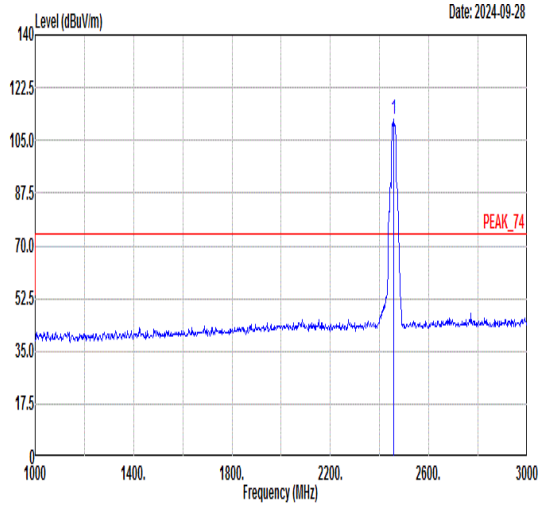 <br>Freq Level Limit Line Margin (dB) Read Level Ant Factor Cable Loss Preamp Factor APos TPos Remark<br>MHz dBuV/m dBuV/m dBuV dB/m dB dB cm deg<br>1 2457.00 111.83 ------ ------ 109.26 30.71 5.43 33.57 337 273 PEAK |
| Avg | 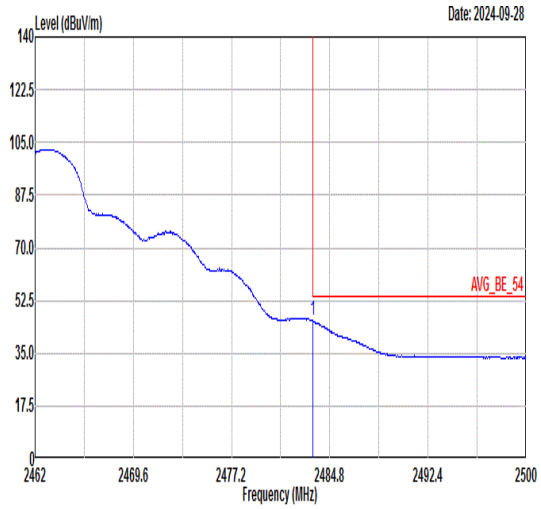 <br>Freq Level Limit Line Margin (dB) Read Level Ant Factor Cable Loss Preamp Factor APos TPos Remark<br>MHz dBuV/m dBuV/m dBuV dB/m dB dB cm deg<br>1 2483.51 45.80 54.00 -8.20 43.23 30.70 5.46 33.59 337 273 AVERAGE | 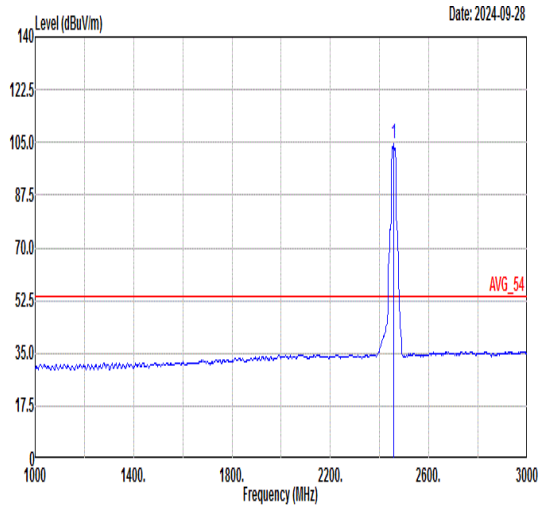 <br>Freq Level Limit Line Margin (dB) Read Level Ant Factor Cable Loss Preamp Factor APos TPos Remark<br>MHz dBuV/m dBuV/m dBuV dB/m dB dB cm deg<br>1 2457.00 104.84 ------ ------ 102.27 30.71 5.43 33.57 337 273 AVERAGE |

| Mode | 18 | |
|---|---|---|
| | Band Edge | |
| | 2400-2483.5_802.11g_CH10_2457MHz | |
| ANT | 7+12 | |
| Pol. | Vertical | Fundamental |
| Peak | 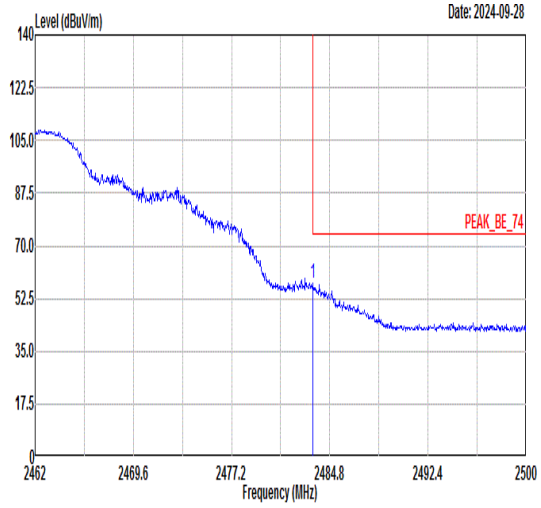 <br>Freq Level Limit Line Margin (dB) Read Level Ant Factor Cable Loss Preamp Factor APos TPos Remark<br>MHz dBuV/m dBuV/m dBuV dB/m dB dB cm deg<br>1 2483.51 57.67 74.00 -16.33 55.10 30.70 5.46 33.59 332 234 PEAK | 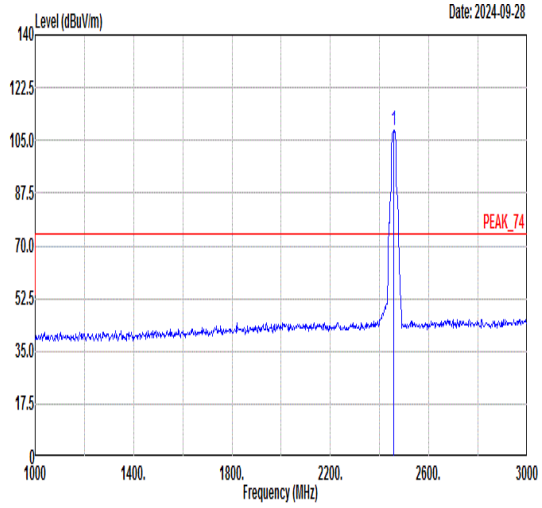 <br>Freq Level Limit Line Margin (dB) Read Level Ant Factor Cable Loss Preamp Factor APos TPos Remark<br>MHz dBuV/m dBuV/m dBuV dB/m dB dB cm deg<br>1 2457.00 108.53 ------ ------ 105.96 30.71 5.43 33.57 332 234 PEAK |
| Avg | 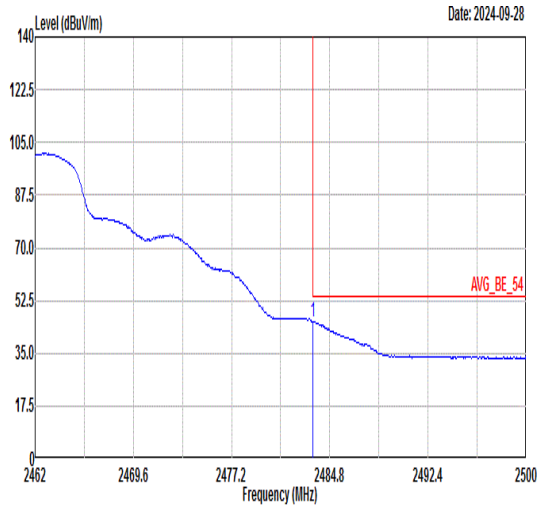 <br>Freq Level Limit Line Margin (dB) Read Level Ant Factor Cable Loss Preamp Factor APos TPos Remark<br>MHz dBuV/m dBuV/m dBuV dB/m dB dB cm deg<br>1 2483.51 45.63 54.00 -8.37 43.06 30.70 5.46 33.59 332 234 AVERAGE | 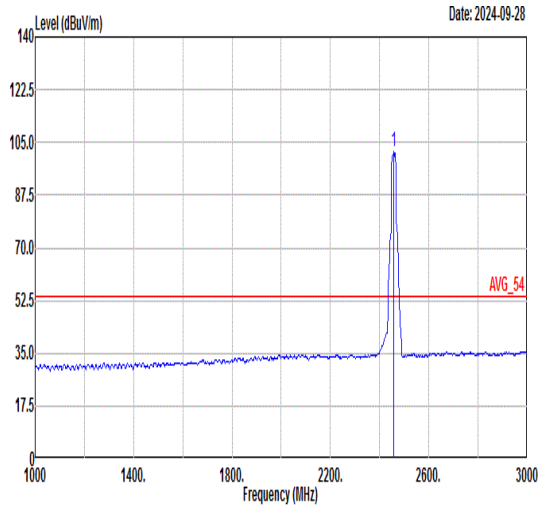 <br>Freq Level Limit Line Margin (dB) Read Level Ant Factor Cable Loss Preamp Factor APos TPos Remark<br>MHz dBuV/m dBuV/m dBuV dB/m dB dB cm deg<br>1 2457.00 101.89 ------ ------ 99.32 30.71 5.43 33.57 332 234 AVERAGE |

| Mode | 19 | |
|---|---|---|
| | Band Edge | |
| | 2400-2483.5_802.11g_CH03_2422MHz | |
| ANT | 7+12 | |
| Pol. | Horizontal | Fundamental |
| Peak | 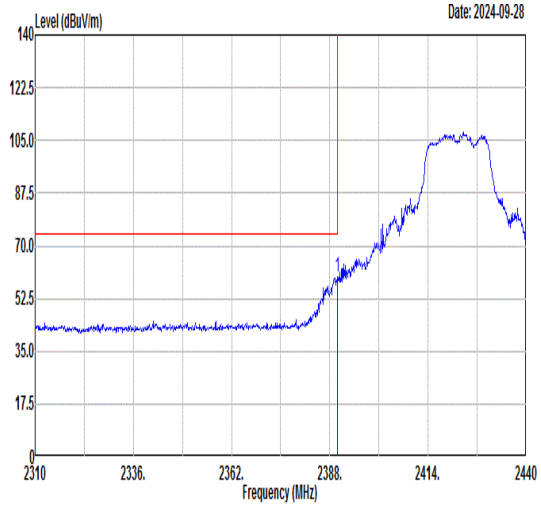 <br>Freq Level Limit Line Margin (dB) Read Level Ant Factor Cable Loss Preamp Factor APos TPos Remark<br>MHz dBuV/m dBuV/m dBuV dB/m dB dB cm deg<br>1 2389.95 59.48 74.00 -14.52 56.93 30.72 5.36 33.53 141 65 PEAK | 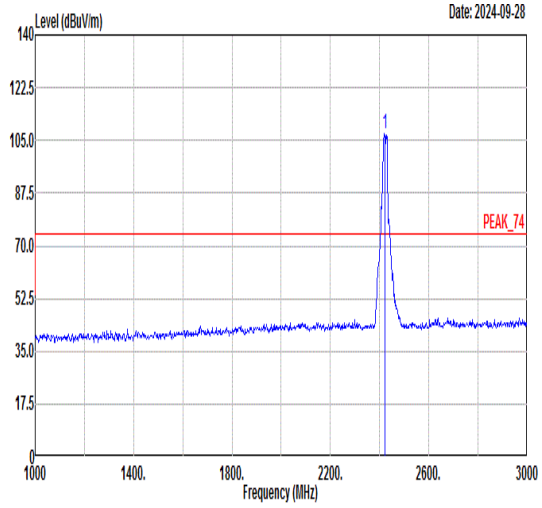 <br>Freq Level Limit Line Margin (dB) Read Level Ant Factor Cable Loss Preamp Factor APos TPos Remark<br>MHz dBuV/m dBuV/m dBuV dB/m dB dB cm deg<br>1 2422.00 107.05 ------ ------ 104.49 30.72 5.39 33.55 141 65 PEAK |
| Avg | 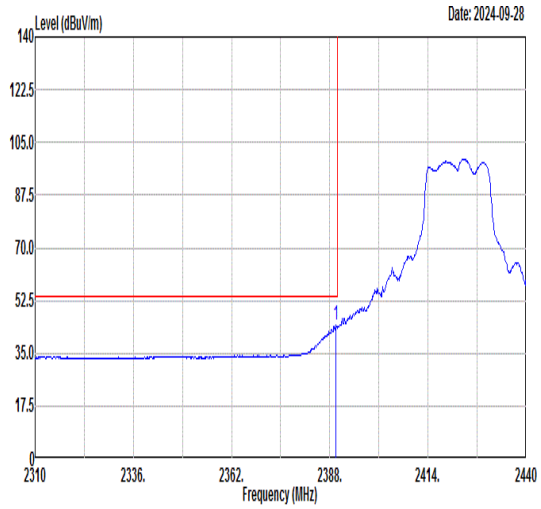 <br>Freq Level Limit Line Margin (dB) Read Level Ant Factor Cable Loss Preamp Factor APos TPos Remark<br>MHz dBuV/m dBuV/m dBuV dB/m dB dB cm deg<br>1 2389.69 44.20 54.00 -9.80 41.65 30.72 5.36 33.53 141 65 AVERAGE | 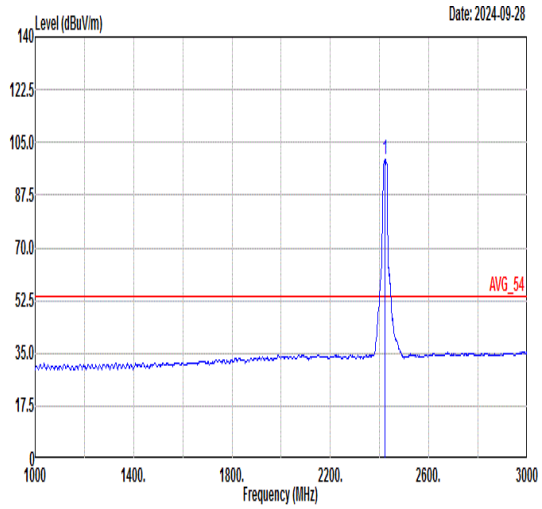 <br>Freq Level Limit Line Margin (dB) Read Level Ant Factor Cable Loss Preamp Factor APos TPos Remark<br>MHz dBuV/m dBuV/m dBuV dB/m dB dB cm deg<br>1 2422.00 99.45 ------ ------ 96.89 30.72 5.39 33.55 141 65 AVERAGE |

| Mode | 19 | |
|---|---|---|
| | Band Edge | |
| | 2400-2483.5_802.11g_CH03_2422MHz | |
| ANT | 7+12 | |
| Pol. | Vertical | Fundamental |
| Peak | 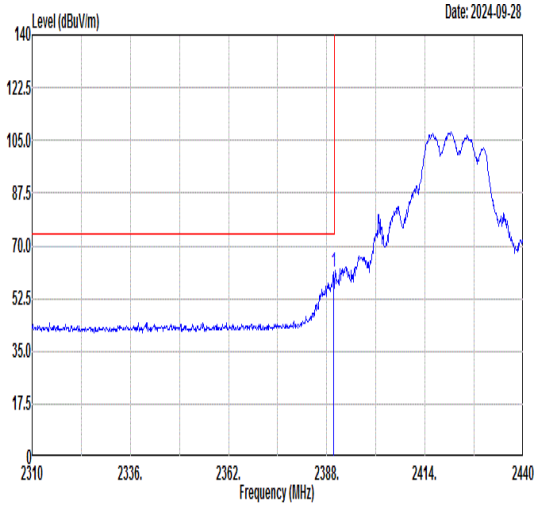 <br><br>Freq Level Limit Line Margin (dB) Read Level Ant Factor Cable Loss Preamp Factor APos TPos Remark<br>MHz dBuV/m dBuV/m dBuV dB/m dB dB cm deg<br>1 2389.82 61.13 74.00 -12.87 58.58 30.72 5.36 33.53 400 183 PEAK | 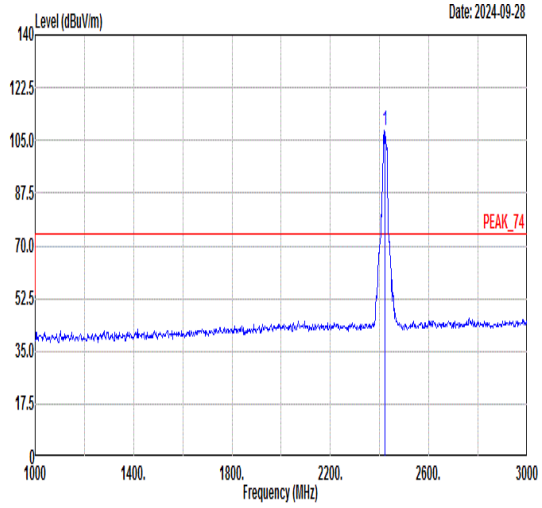 <br><br>Freq Level Limit Line Margin (dB) Read Level Ant Factor Cable Loss Preamp Factor APos TPos Remark<br>MHz dBuV/m dBuV/m dBuV dB/m dB dB cm deg<br>1 2422.00 108.23 ------ ------ 105.67 30.72 5.39 33.55 400 183 PEAK |
| Avg | 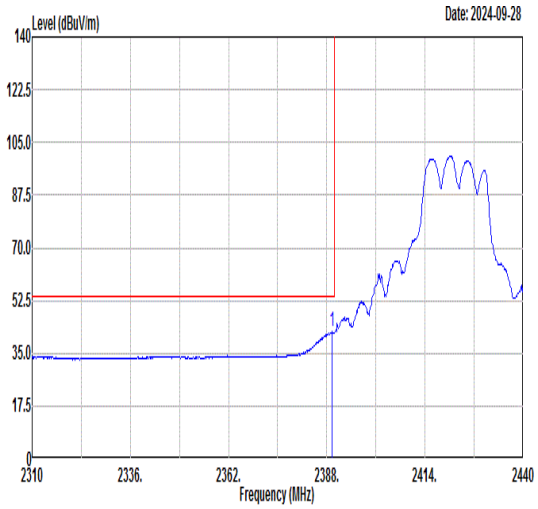 <br><br>Freq Level Limit Line Margin (dB) Read Level Ant Factor Cable Loss Preamp Factor APos TPos Remark<br>MHz dBuV/m dBuV/m dBuV dB/m dB dB cm deg<br>1 2389.43 42.06 54.00 -11.94 39.51 30.72 5.36 33.53 400 183 AVERAGE | 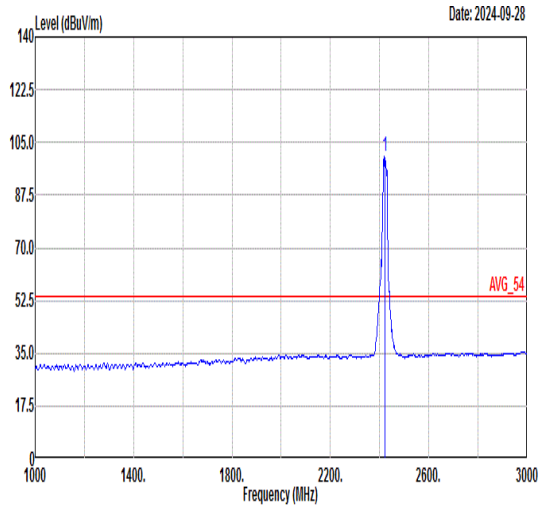 <br><br>Freq Level Limit Line Margin (dB) Read Level Ant Factor Cable Loss Preamp Factor APos TPos Remark<br>MHz dBuV/m dBuV/m dBuV dB/m dB dB cm deg<br>1 2422.00 100.32 ------ ------ 97.76 30.72 5.39 33.55 400 183 AVERAGE |

| Mode | 20 | |
|---|---|---|
| | Band Edge | |
| | 2400-2483.5_802.11ax HE20_CH02_Full RU_2417MHz | |
| ANT | 7+12 | |
| Pol. | Horizontal | Fundamental |
| Peak | 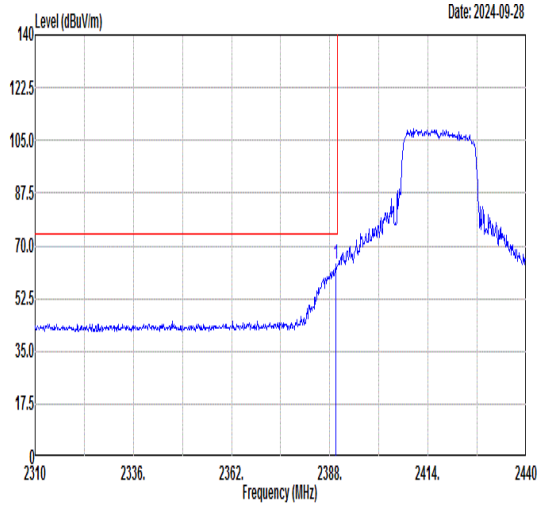 <br>Freq Level Limit Line Margin (dB) Read Level Ant Factor Cable Loss Preamp Factor APos TPos Remark<br>MHz dBuV/m dBuV/m dBuV dB/m dB dB cm deg<br>1 2389.56 63.68 74.00 -10.32 61.13 30.72 5.36 33.53 350 79 PEAK | 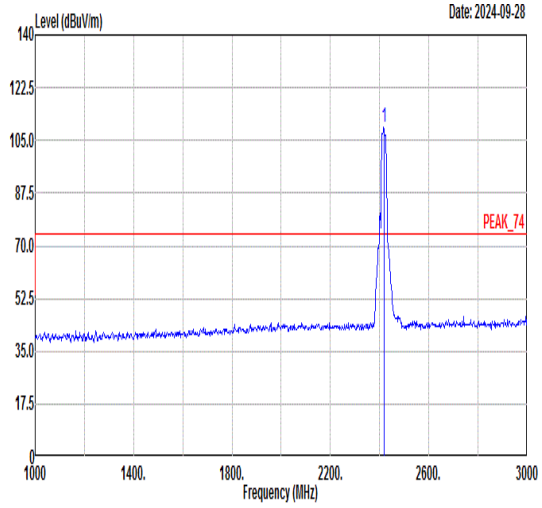 <br>Freq Level Limit Line Margin (dB) Read Level Ant Factor Cable Loss Preamp Factor APos TPos Remark<br>MHz dBuV/m dBuV/m dBuV dB/m dB dB cm deg<br>1 2417.00 109.09 ------ ------ 106.54 30.72 5.38 33.55 350 79 PEAK |
| Avg | 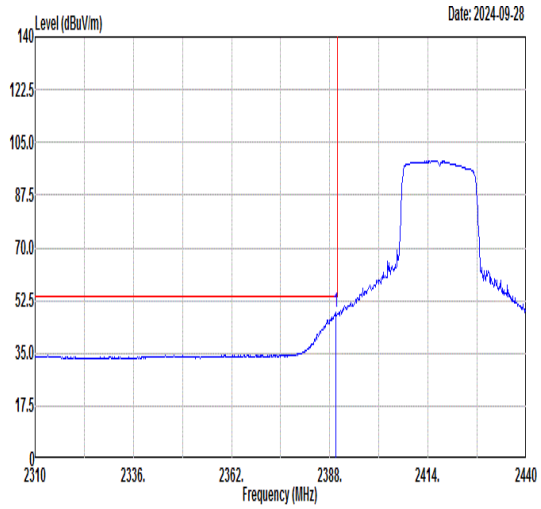 <br>Freq Level Limit Line Margin (dB) Read Level Ant Factor Cable Loss Preamp Factor APos TPos Remark<br>MHz dBuV/m dBuV/m dBuV dB/m dB dB cm deg<br>1 2389.56 48.45 54.00 -5.55 45.90 30.72 5.36 33.53 350 79 AVERAGE | 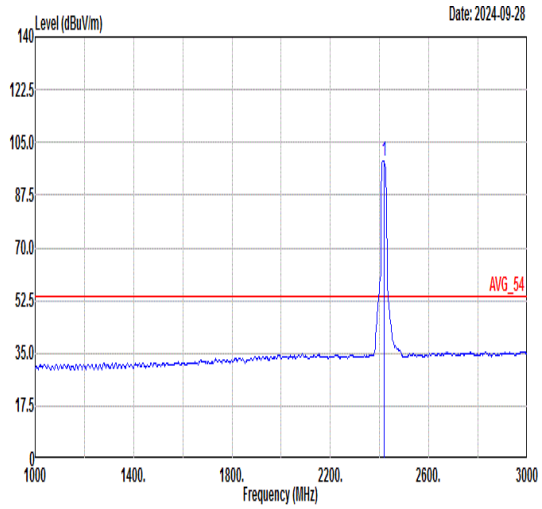 <br>Freq Level Limit Line Margin (dB) Read Level Ant Factor Cable Loss Preamp Factor APos TPos Remark<br>MHz dBuV/m dBuV/m dBuV dB/m dB dB cm deg<br>1 2417.00 98.79 ------ ------ 96.24 30.72 5.38 33.55 350 79 AVERAGE |

| Mode | 20 | |
|---|---|---|
| | Band Edge | |
| | 2400-2483.5_802.11ax HE20_CH02_Full RU_2417MHz | |
| ANT | 7+12 | |
| Pol. | Vertical | Fundamental |
| Peak | 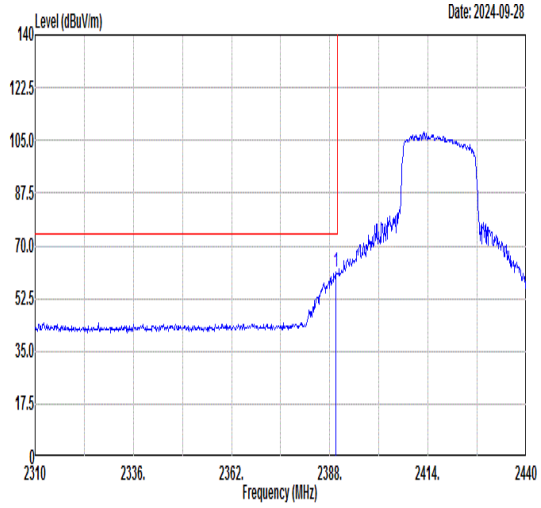 <br>Freq Level Limit Line Margin (dB) Read Level Ant Factor Cable Loss Preamp Factor APos TPos Remark<br>MHz dBuV/m dBuV/m dBuV dB/m dB dB cm deg<br>1 2389.56 61.11 74.00 -12.89 58.56 30.72 5.36 33.53 400 186 PEAK | 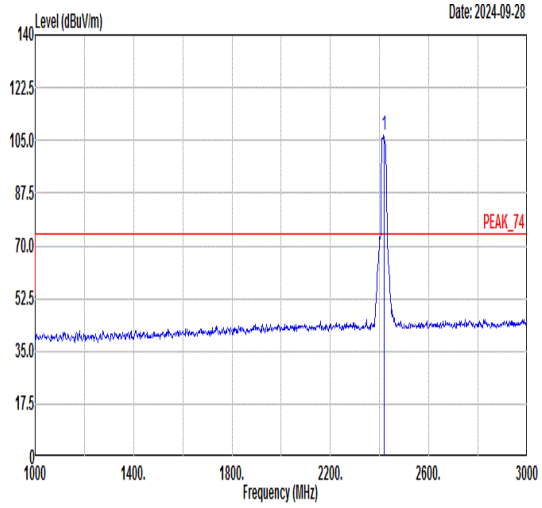 <br>Freq Level Limit Line Margin (dB) Read Level Ant Factor Cable Loss Preamp Factor APos TPos Remark<br>MHz dBuV/m dBuV/m dBuV dB/m dB dB cm deg<br>1 2417.00 106.56 ------ ------ 104.01 30.72 5.38 33.55 400 186 PEAK |
| Avg | 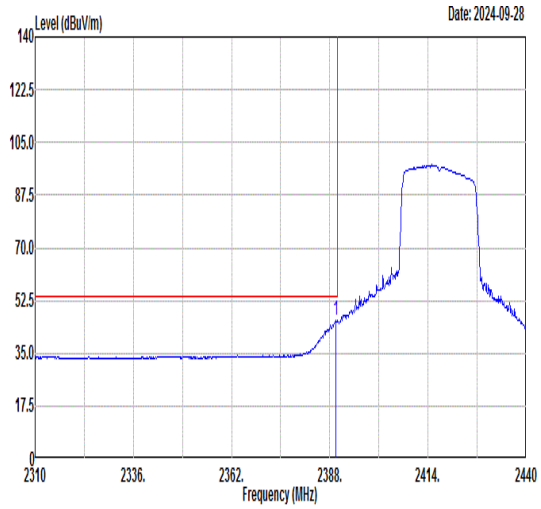 <br>Freq Level Limit Line Margin (dB) Read Level Ant Factor Cable Loss Preamp Factor APos TPos Remark<br>MHz dBuV/m dBuV/m dBuV dB/m dB dB cm deg<br>1 2389.69 45.99 54.00 -8.01 43.44 30.72 5.36 33.53 400 186 AVERAGE | 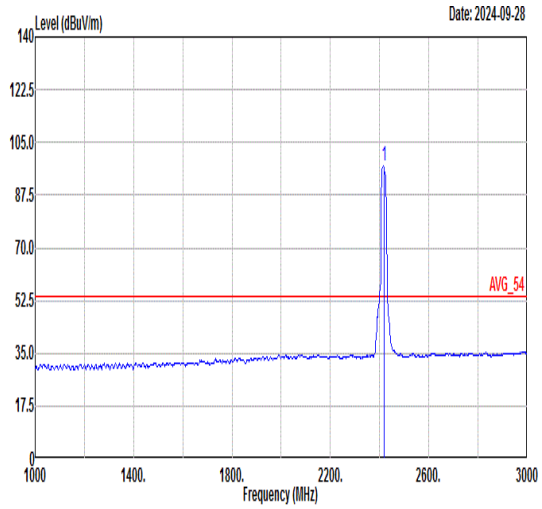 <br>Freq Level Limit Line Margin (dB) Read Level Ant Factor Cable Loss Preamp Factor APos TPos Remark<br>MHz dBuV/m dBuV/m dBuV dB/m dB dB cm deg<br>1 2417.00 97.13 ------ ------ 94.58 30.72 5.38 33.55 400 186 AVERAGE |

| Mode | 21 | |
|---|---|---|
| | Band Edge | |
| | 2400-2483.5_802.11ax HE20_CH03_Full RU_2422MHz | |
| ANT | 7+12 | |
| Pol. | Horizontal | Fundamental |
| Peak | 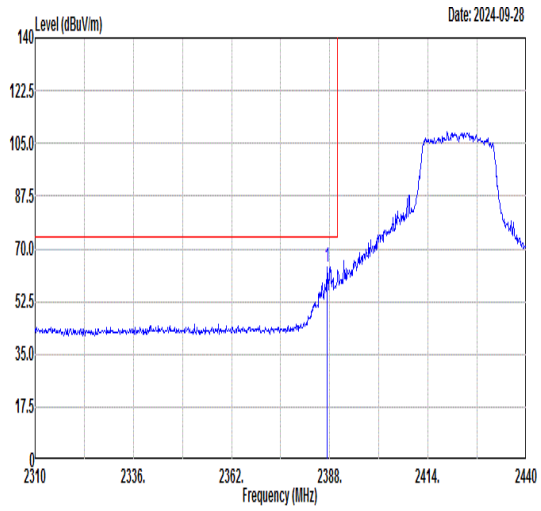 <br>Freq Level Limit Line Margin (dB) Read Level Ant Factor Cable Loss Preamp Factor APos TPos Remark<br>MHz dBuV/m dBuV/m dBuV dB/m dB dB cm deg<br>1 2387.35 63.98 74.00 -10.02 61.43 30.72 5.36 33.53 400 72 PEAK | 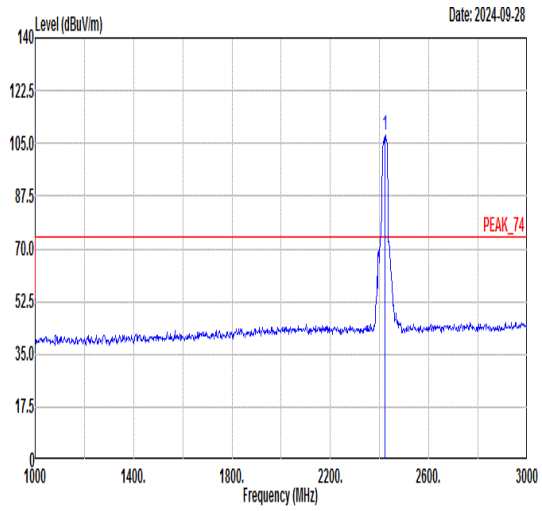 <br>Freq Level Limit Line Margin (dB) Read Level Ant Factor Cable Loss Preamp Factor APos TPos Remark<br>MHz dBuV/m dBuV/m dBuV dB/m dB dB cm deg<br>1 2422.00 108.02 ------ ------ 105.46 30.72 5.39 33.55 400 72 PEAK |
| Avg | 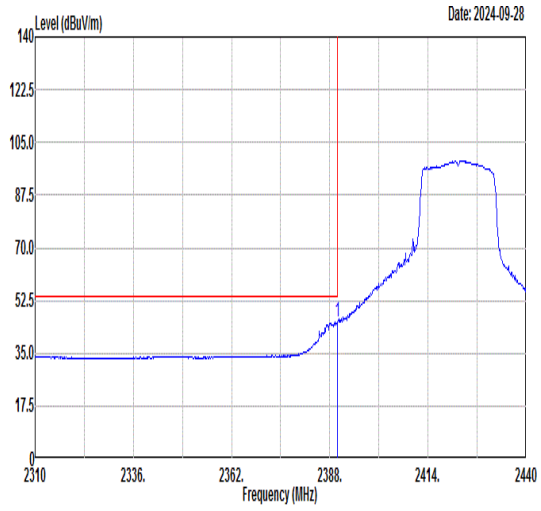 <br>Freq Level Limit Line Margin (dB) Read Level Ant Factor Cable Loss Preamp Factor APos TPos Remark<br>MHz dBuV/m dBuV/m dBuV dB/m dB dB cm deg<br>1 2389.95 45.53 54.00 -8.47 42.98 30.72 5.36 33.53 400 72 AVERAGE | 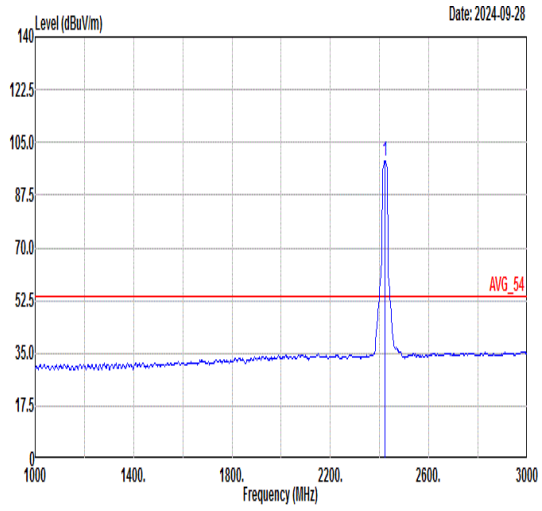 <br>Freq Level Limit Line Margin (dB) Read Level Ant Factor Cable Loss Preamp Factor APos TPos Remark<br>MHz dBuV/m dBuV/m dBuV dB/m dB dB cm deg<br>1 2422.00 98.99 ------ ------ 96.43 30.72 5.39 33.55 400 72 AVERAGE |

| Mode | 21 | |
|---|---|---|
| | Band Edge | |
| | 2400-2483.5_802.11ax HE20_CH03_Full RU_2422MHz | |
| ANT | 7+12 | |
| Pol. | Vertical | Fundamental |
| Peak | 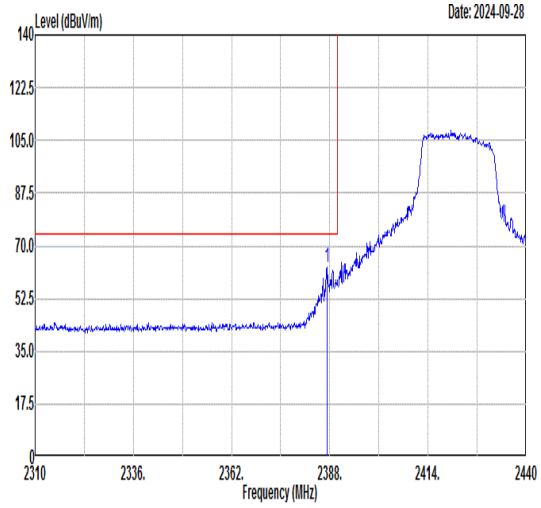 <br>Freq Level Limit Line Margin (dB) Read Level Ant Factor Cable Loss Preamp Factor APos TPos Remark<br>MHz dBuV/m dBuV/m dBuV dB/m dB dB cm deg<br>1 2387.35 62.61 74.00 -11.39 60.06 30.72 5.36 33.53 400 192 PEAK | 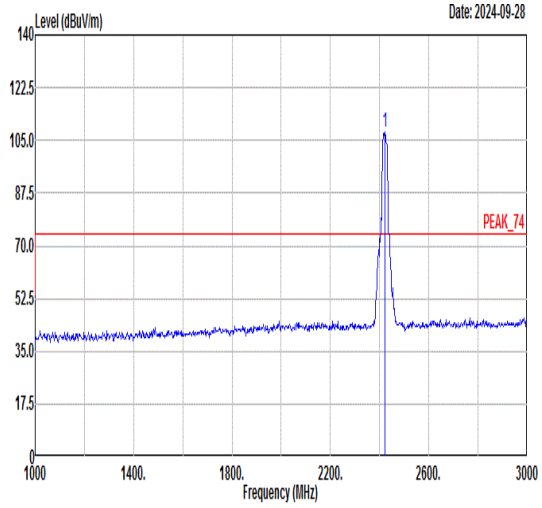 <br>Freq Level Limit Line Margin (dB) Read Level Ant Factor Cable Loss Preamp Factor APos TPos Remark<br>MHz dBuV/m dBuV/m dBuV dB/m dB dB cm deg<br>1 2422.00 107.74 ------ ------ 105.18 30.72 5.39 33.55 400 192 PEAK |
| Avg | 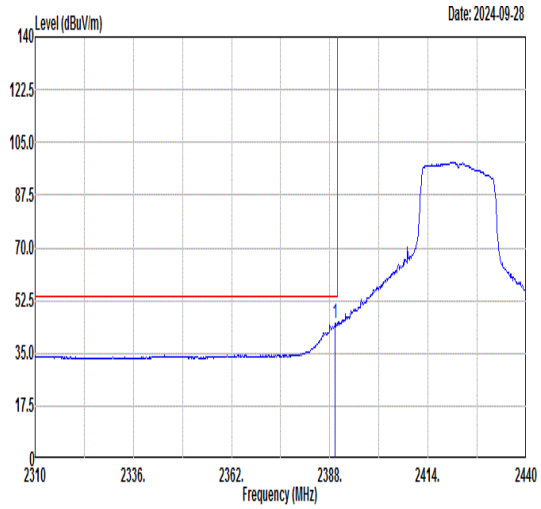 <br>Freq Level Limit Line Margin (dB) Read Level Ant Factor Cable Loss Preamp Factor APos TPos Remark<br>MHz dBuV/m dBuV/m dBuV dB/m dB dB cm deg<br>1 2389.43 44.99 54.00 -9.01 42.44 30.72 5.36 33.53 400 192 AVERAGE | 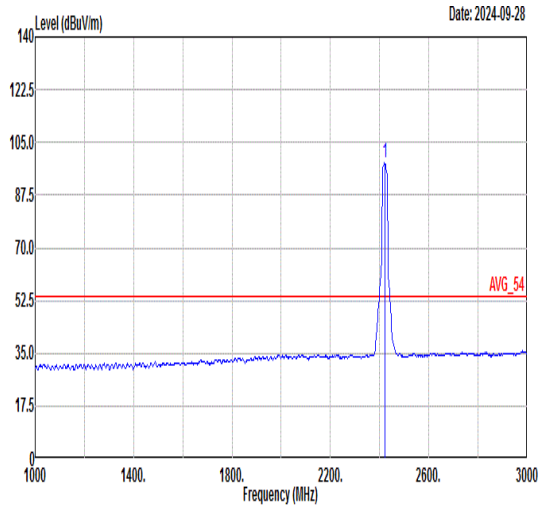 <br>Freq Level Limit Line Margin (dB) Read Level Ant Factor Cable Loss Preamp Factor APos TPos Remark<br>MHz dBuV/m dBuV/m dBuV dB/m dB dB cm deg<br>1 2422.00 98.14 ------ ------ 95.58 30.72 5.39 33.55 400 192 AVERAGE |

| Mode | 22 | |
|---|---|---|
| | Band Edge | |
| | 2400-2483.5_802.11ax HE20_CH10_Full RU_2457MHz | |
| ANT | 7+12 | |
| Pol. | Horizontal | Fundamental |
| Peak | 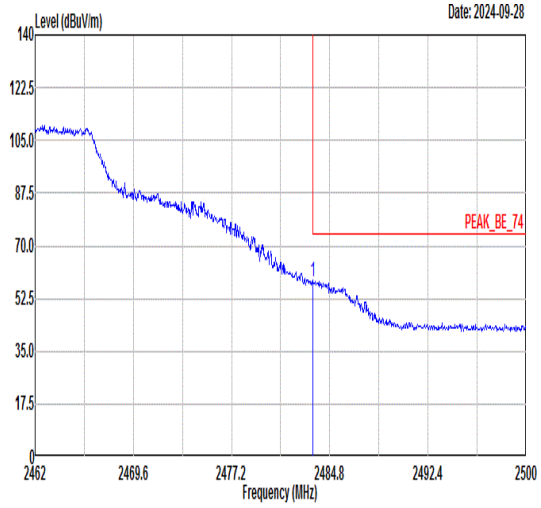 <br>Freq Level Limit Line Margin (dB) Read Level Ant Factor Cable Loss Preamp Factor APos TPos Remark<br>MHz dBuV/m dBuV/m dBuV dB/m dB dB cm deg<br>1 2483.51 58.37 74.00 -15.63 55.80 30.70 5.46 33.59 158 324 PEAK | 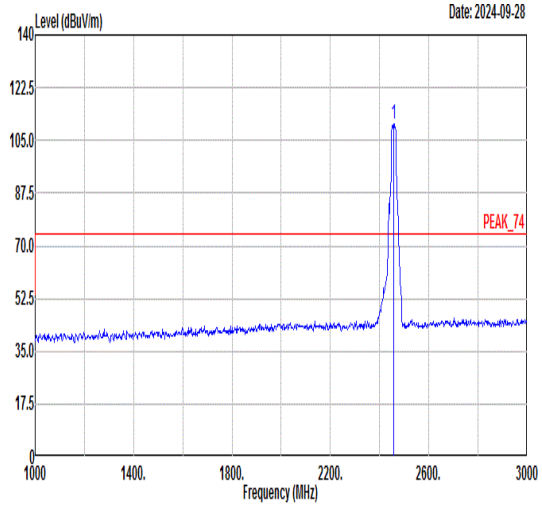 <br>Freq Level Limit Line Margin (dB) Read Level Ant Factor Cable Loss Preamp Factor APos TPos Remark<br>MHz dBuV/m dBuV/m dBuV dB/m dB dB cm deg<br>1 2457.00 110.59 ------ ------ 108.03 30.71 5.43 33.58 158 324 PEAK |
| Avg | 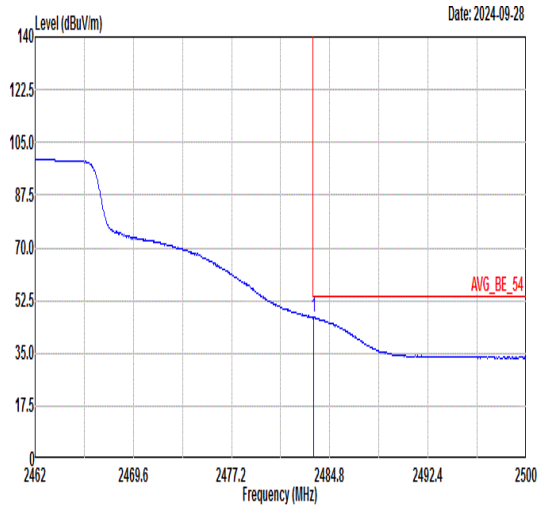 <br>Freq Level Limit Line Margin (dB) Read Level Ant Factor Cable Loss Preamp Factor APos TPos Remark<br>MHz dBuV/m dBuV/m dBuV dB/m dB dB cm deg<br>1 2483.55 46.96 54.00 -7.04 44.39 30.70 5.46 33.59 158 324 AVERAGE | 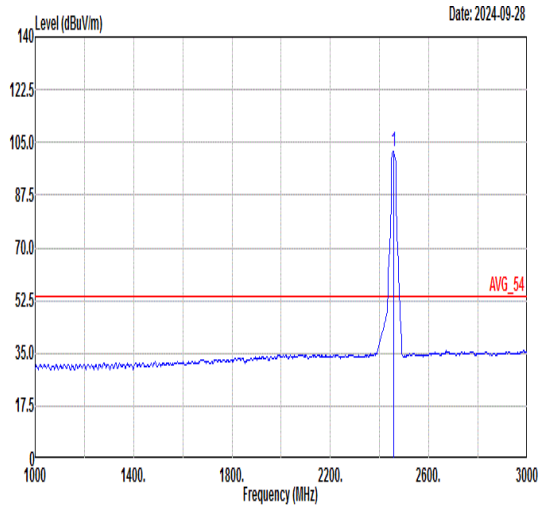 <br>Freq Level Limit Line Margin (dB) Read Level Ant Factor Cable Loss Preamp Factor APos TPos Remark<br>MHz dBuV/m dBuV/m dBuV dB/m dB dB cm deg<br>1 2457.00 102.07 ------ ------ 99.50 30.71 5.43 33.57 158 324 AVERAGE |

| Mode | 22 | |
|---|---|---|
| | Band Edge | |
| | 2400-2483.5_802.11ax HE20_CH10_Full RU_2457MHz | |
| ANT | 7+12 | |
| Pol. | Vertical | Fundamental |
| Peak | 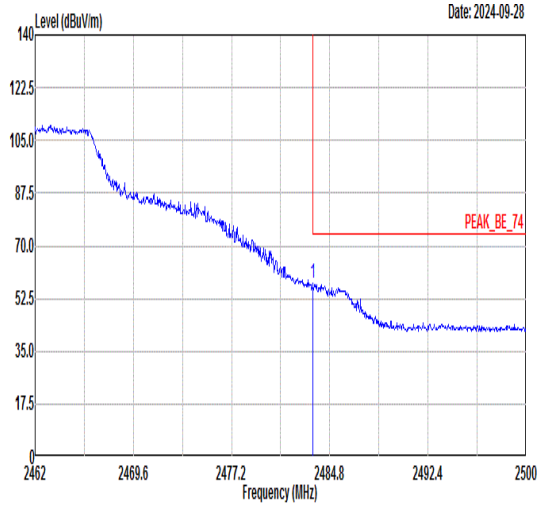 <br>Freq Level Limit Line Margin (dB) Read Level Ant Factor Cable Loss Preamp Factor APos TPos Remark<br>MHz dBuV/m dBuV/m dBuV dB/m dB dB cm deg<br>1 2483.51 57.80 74.00 -16.20 55.23 30.70 5.46 33.59 380 248 PEAK | 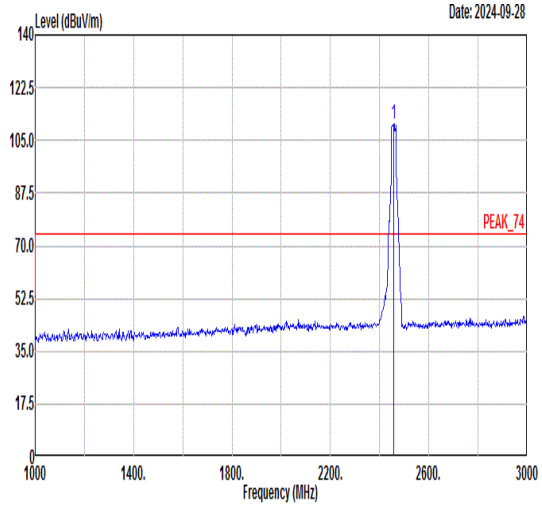 <br>Freq Level Limit Line Margin (dB) Read Level Ant Factor Cable Loss Preamp Factor APos TPos Remark<br>MHz dBuV/m dBuV/m dBuV dB/m dB dB cm deg<br>1 2457.00 110.55 ------ ------ 107.99 30.71 5.43 33.58 380 248 PEAK |
| Avg | 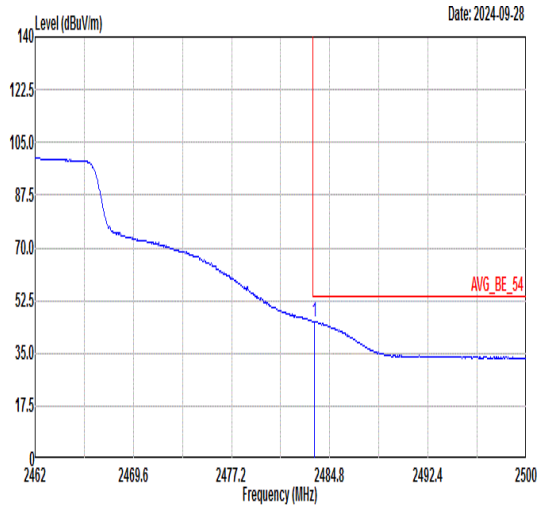 <br>Freq Level Limit Line Margin (dB) Read Level Ant Factor Cable Loss Preamp Factor APos TPos Remark<br>MHz dBuV/m dBuV/m dBuV dB/m dB dB cm deg<br>1 2483.62 45.61 54.00 -8.39 43.04 30.70 5.46 33.59 380 248 AVERAGE | 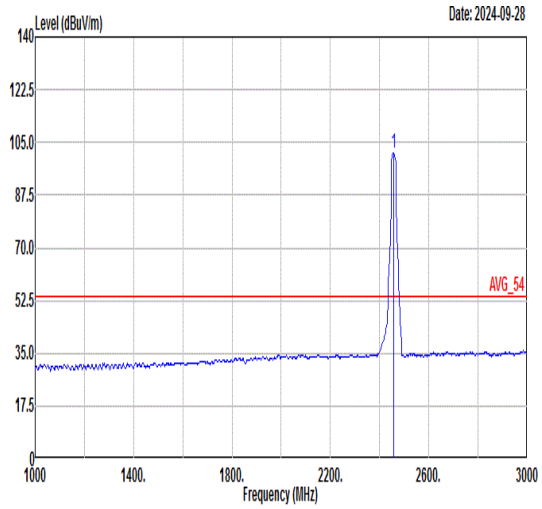 <br>Freq Level Limit Line Margin (dB) Read Level Ant Factor Cable Loss Preamp Factor APos TPos Remark<br>MHz dBuV/m dBuV/m dBuV dB/m dB dB cm deg<br>1 2457.00 101.30 ------ ------ 98.73 30.71 5.43 33.57 380 248 AVERAGE |

| Mode | 23 | |
|---|---|---|
| | Band Edge | |
| | 2400-2483.5_802.11ax HE20_CH9_Full RU_2452MHz | |
| ANT | 7+12 | |
| Pol. | Horizontal | Fundamental |
| Peak | 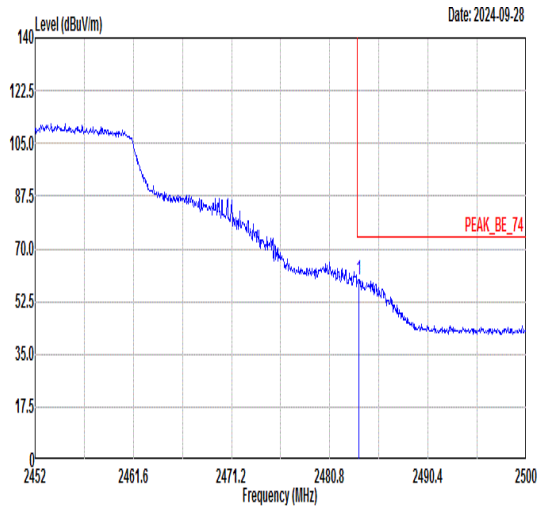 <br>Freq Level Limit Line Margin (dB) Read Level Ant Factor Cable Loss Preamp Factor APos TPos Remark<br>1 2483.63 59.90 74.00 -14.10 57.33 30.70 5.46 33.59 158 323 PEAK | 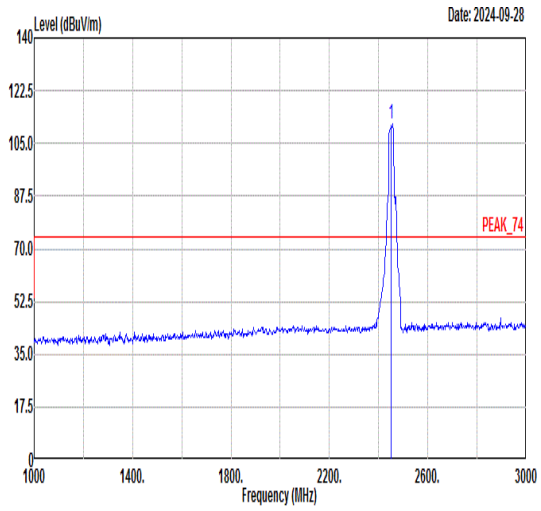 <br>Freq Level Limit Line Margin (dB) Read Level Ant Factor Cable Loss Preamp Factor APos TPos Remark<br>1 2452.00 111.28 ------ ------ 108.71 30.71 5.43 33.57 158 323 PEAK |
| Avg | 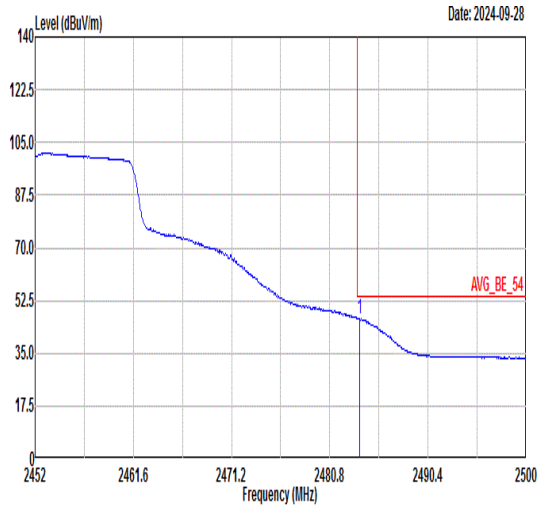 <br>Freq Level Limit Line Margin (dB) Read Level Ant Factor Cable Loss Preamp Factor APos TPos Remark<br>1 2483.73 46.58 54.00 -7.42 44.01 30.70 5.46 33.59 158 323 AVERAGE | 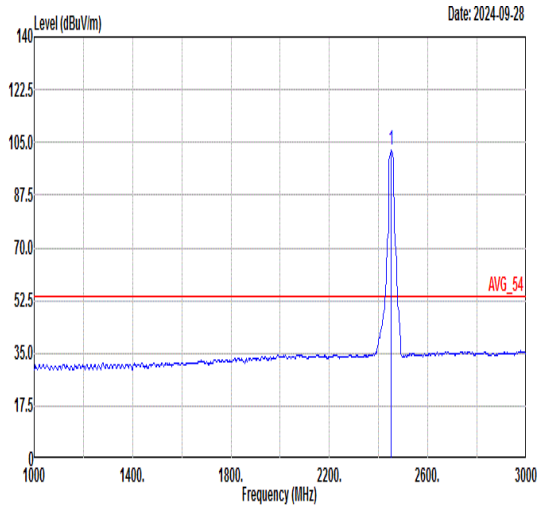 <br>Freq Level Limit Line Margin (dB) Read Level Ant Factor Cable Loss Preamp Factor APos TPos Remark<br>1 2452.00 102.26 ------ ------ 99.70 30.71 5.42 33.57 158 323 AVERAGE |

| Mode | 23 | |
|---|---|---|
| | Band Edge | |
| | 2400-2483.5_802.11ax HE20_CH9_Full RU_2452MHz | |
| ANT | 7+12 | |
| Pol. | Vertical | Fundamental |
| Peak | 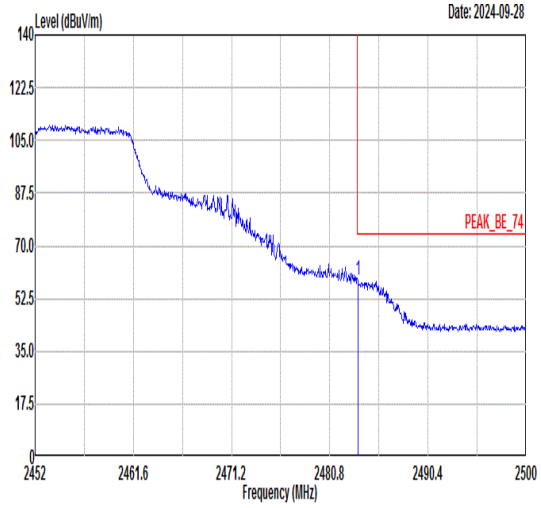 <br>Freq Level Limit Line Margin (dB) Read Level Ant Factor Cable Loss Preamp Factor APos TPos Remark<br>MHz dBuV/m dBuV/m dBuV dB/m dB dB cm deg<br>1 2483.54 58.60 74.00 -15.40 56.03 30.70 5.46 33.59 334 236 PEAK | 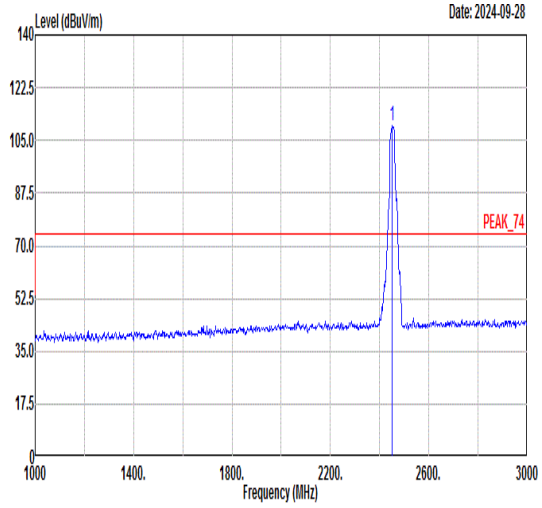 <br>Freq Level Limit Line Margin (dB) Read Level Ant Factor Cable Loss Preamp Factor APos TPos Remark<br>MHz dBuV/m dBuV/m dBuV dB/m dB dB cm deg<br>1 2452.00 109.72 ------ ------ 107.16 30.71 5.42 33.57 334 236 PEAK |
| Avg | 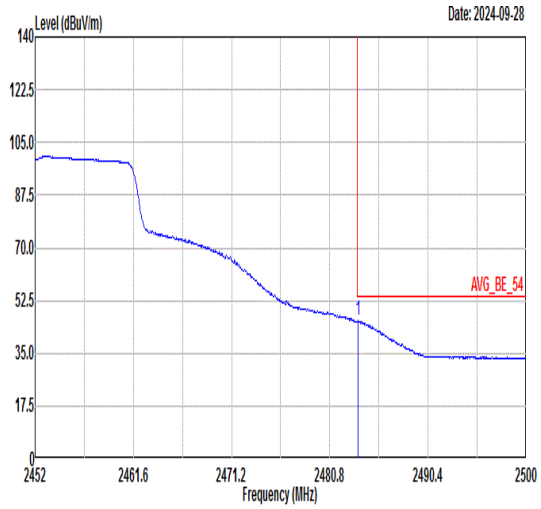 <br>Freq Level Limit Line Margin (dB) Read Level Ant Factor Cable Loss Preamp Factor APos TPos Remark<br>MHz dBuV/m dBuV/m dBuV dB/m dB dB cm deg<br>1 2483.54 45.74 54.00 -8.26 43.17 30.70 5.46 33.59 334 236 AVERAGE | 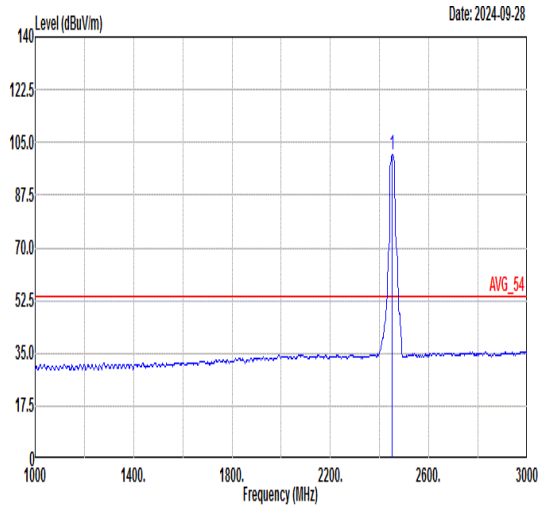 <br>Freq Level Limit Line Margin (dB) Read Level Ant Factor Cable Loss Preamp Factor APos TPos Remark<br>MHz dBuV/m dBuV/m dBuV dB/m dB dB cm deg<br>1 2452.00 100.86 ------ ------ 98.29 30.71 5.43 33.57 334 236 AVERAGE |

| Mode | 24 | |
|---|---|---|
| | Band Edge - L | |
| | 2400-2483.5_802.11ax HE40_CH04_Full RU_2427MHz | |
| ANT | 7+12 | |
| Pol. | Horizontal | Fundamental |
| Peak | 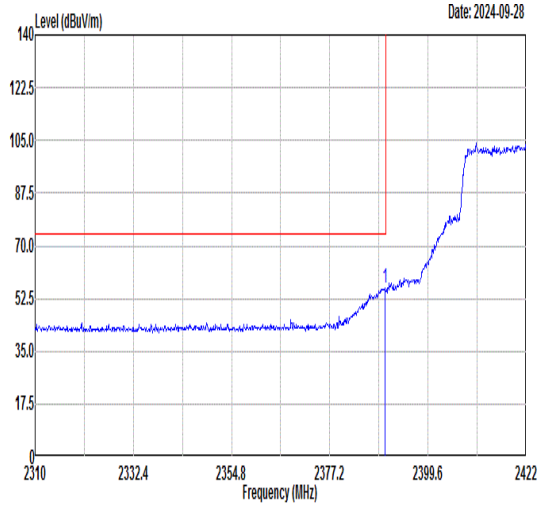 <br>Freq Level Limit Line Margin (dB) Read Level Ant Factor Cable Loss Preamp Factor APos TPos Remark<br>1 2389.86 55.78 74.00 -18.22 53.23 30.72 5.36 33.53 400 90 PEAK | 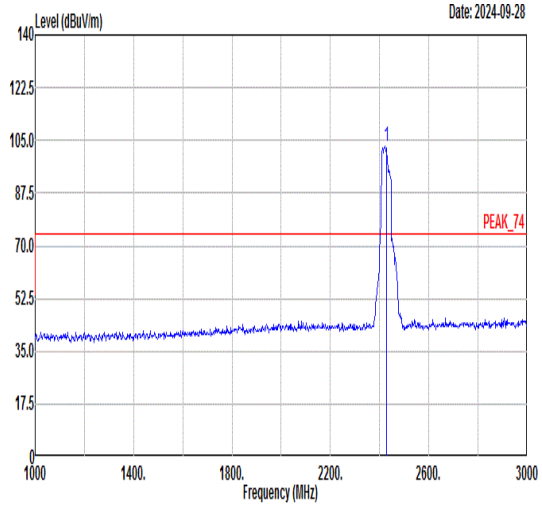 <br>Freq Level Limit Line Margin (dB) Read Level Ant Factor Cable Loss Preamp Factor APos TPos Remark<br>1 2427.00 102.98 ------ ------ 100.42 30.72 5.39 33.55 400 90 PEAK |
| Avg | 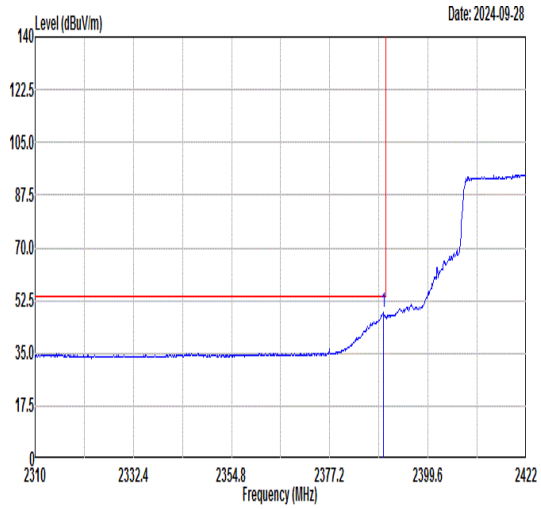 <br>Freq Level Limit Line Margin (dB) Read Level Ant Factor Cable Loss Preamp Factor APos TPos Remark<br>1 2389.41 48.39 54.00 -5.61 45.84 30.72 5.36 33.53 400 90 AVERAGE | 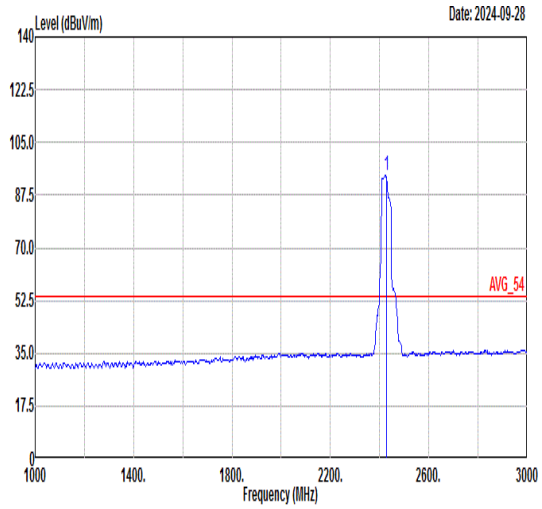 <br>Freq Level Limit Line Margin (dB) Read Level Ant Factor Cable Loss Preamp Factor APos TPos Remark<br>1 2427.00 94.07 ------ ------ 91.51 30.72 5.39 33.55 400 90 AVERAGE |

| Mode | 24 | |
|---|---|---|
| | Band Edge - R | |
| | 2400-2483.5_802.11ax HE40_CH04_Full RU_2427MHz | |
| ANT | 7+12 | |
| Pol. | Horizontal | Fundamental |
| Peak | 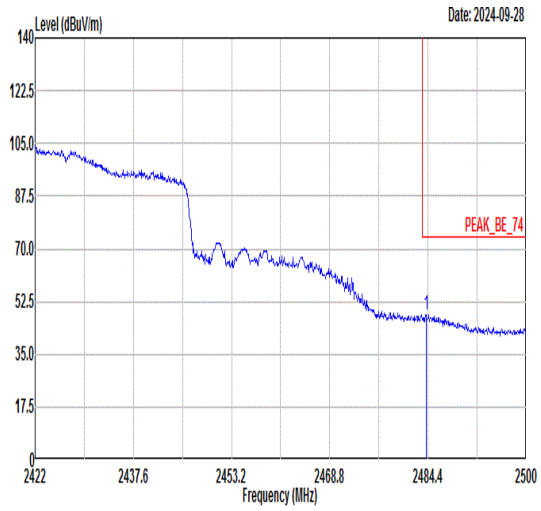 <br>Freq Level Limit Line Margin (dB) Read Level Ant Factor Cable Loss Preamp Factor APos TPos Remark<br>MHz dBuV/m dBuV/m dBuV dB/m dB dB cm deg<br>1 2484.09 48.33 74.00 -25.67 45.76 30.70 5.46 33.59 400 90 PEAK | Blank |
| Avg | 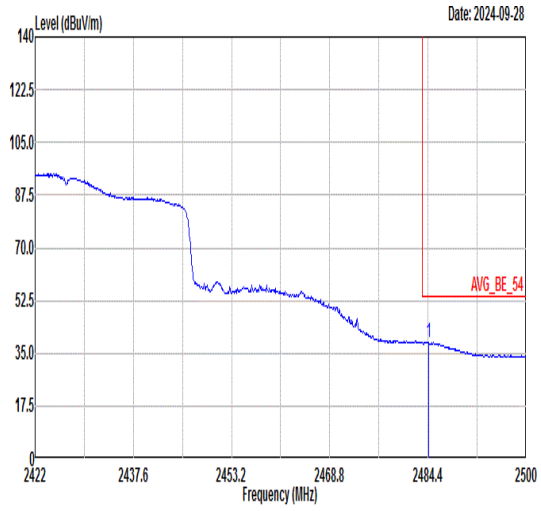 <br>Freq Level Limit Line Margin (dB) Read Level Ant Factor Cable Loss Preamp Factor APos TPos Remark<br>MHz dBuV/m dBuV/m dBuV dB/m dB dB cm deg<br>1 2484.48 38.69 54.00 -15.31 36.12 30.70 5.46 33.59 400 90 AVERAGE | Blank |

| Mode | 24 | |
|---|---|---|
| | Band Edge - L | |
| | 2400-2483.5_802.11ax HE40_CH04_Full RU_2427MHz | |
| ANT | 7+12 | |
| Pol. | Vertical | Fundamental |
| Peak | 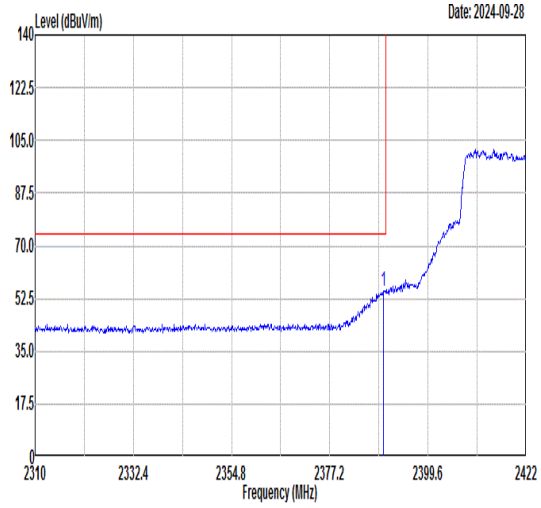 <br>Freq Level Limit Line Margin (dB) Read Level Ant Factor Cable Loss Preamp Factor APos TPos Remark<br>1 2389.52 54.96 74.00 -19.04 52.41 30.72 5.36 33.53 400 174 PEAK | 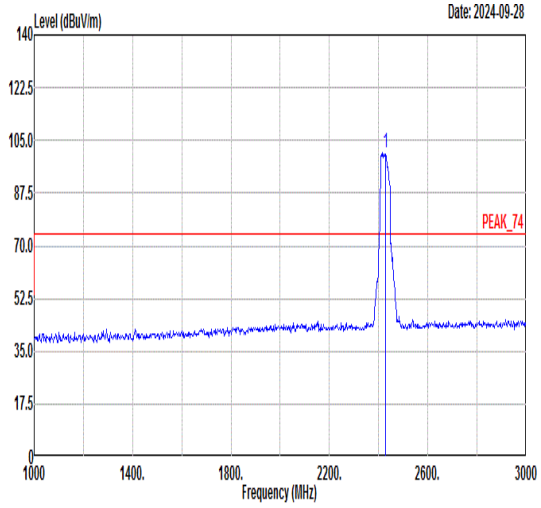 <br>Freq Level Limit Line Margin (dB) Read Level Ant Factor Cable Loss Preamp Factor APos TPos Remark<br>1 2427.00 100.67 ------ ------ 98.12 30.72 5.38 33.55 400 174 PEAK |
| Avg | 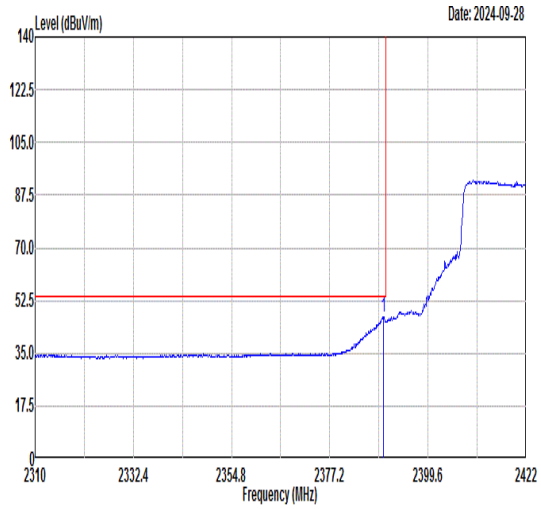 <br>Freq Level Limit Line Margin (dB) Read Level Ant Factor Cable Loss Preamp Factor APos TPos Remark<br>1 2389.41 47.08 54.00 -6.92 44.53 30.72 5.36 33.53 400 174 AVERAGE | 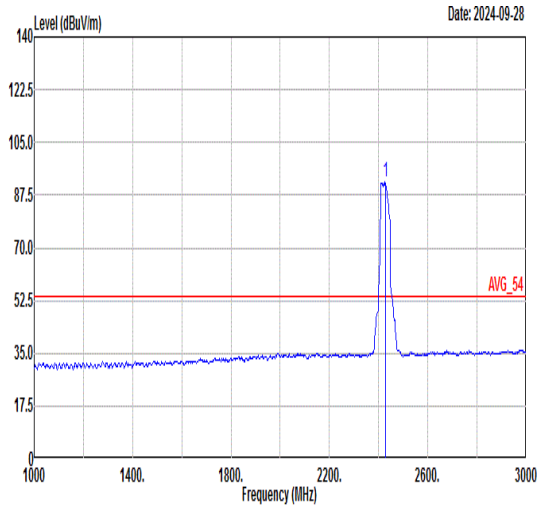 <br>Freq Level Limit Line Margin (dB) Read Level Ant Factor Cable Loss Preamp Factor APos TPos Remark<br>1 2427.00 91.73 ------ ------ 89.17 30.72 5.39 33.55 400 174 AVERAGE |

| Mode | 24 | |
|---|---|---|
| | Band Edge - R | |
| | 2400-2483.5_802.11ax HE40_CH04_Full RU_2427MHz | |
| ANT | 7+12 | |
| Pol. | Vertical | Fundamental |
| Peak | 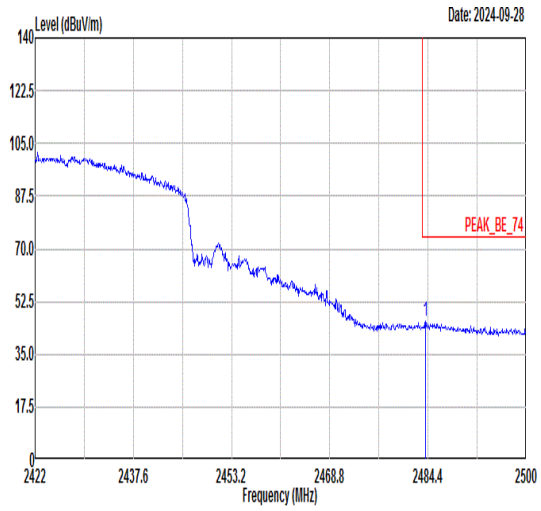 <br>Freq Level Limit Line Margin (dB) Read Level Ant Factor Cable Loss Preamp Factor APos TPos Remark<br>MHz dBuV/m dBuV/m dBuV dB/m dB dB cm deg<br>1 2484.01 45.80 74.00 -28.20 43.23 30.70 5.46 33.59 400 174 PEAK | Blank |
| Avg | 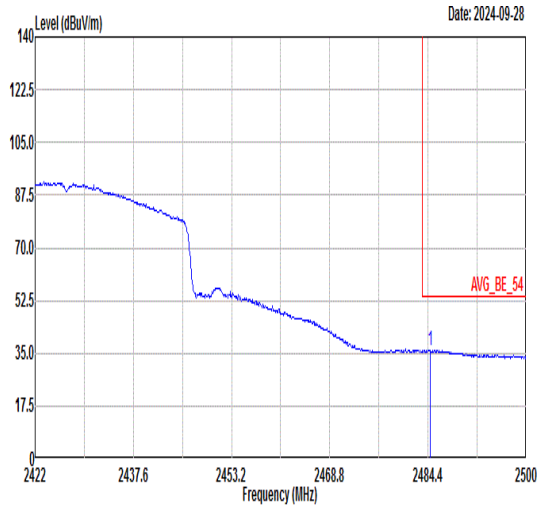 <br>Freq Level Limit Line Margin (dB) Read Level Ant Factor Cable Loss Preamp Factor APos TPos Remark<br>MHz dBuV/m dBuV/m dBuV dB/m dB dB cm deg<br>1 2484.71 36.07 54.00 -17.93 33.50 30.70 5.46 33.59 400 174 AVERAGE | Blank |

| Mode | 25 | |
|---|---|---|
| | Band Edge - L | |
| | 2400-2483.5_802.11ax HE40_CH05_Full RU_2432MHz | |
| ANT | 7+12 | |
| Pol. | Horizontal | Fundamental |
| Peak | 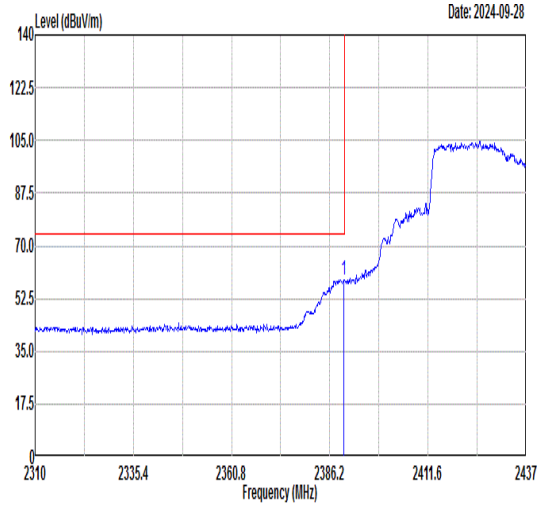 <br>Freq Level Limit Line Margin (dB) Read Level Ant Factor Cable Loss Preamp Factor APos TPos Remark<br>1 2389.76 58.50 74.00 -15.50 55.95 30.72 5.36 33.53 400 87 PEAK | 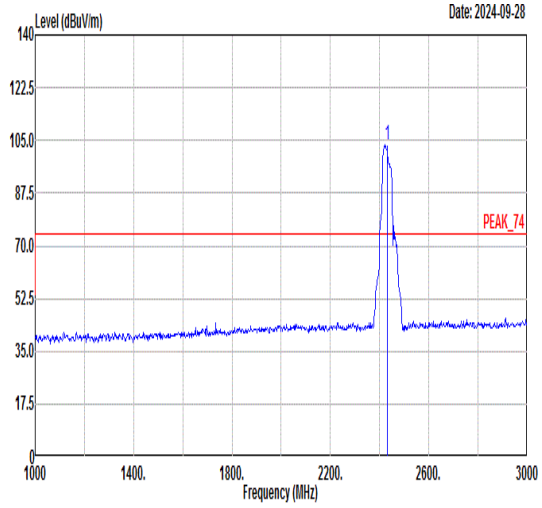 <br>Freq Level Limit Line Margin (dB) Read Level Ant Factor Cable Loss Preamp Factor APos TPos Remark<br>1 2432.00 103.69 ------ ------ 101.13 30.72 5.39 33.55 400 87 PEAK |
| Avg | 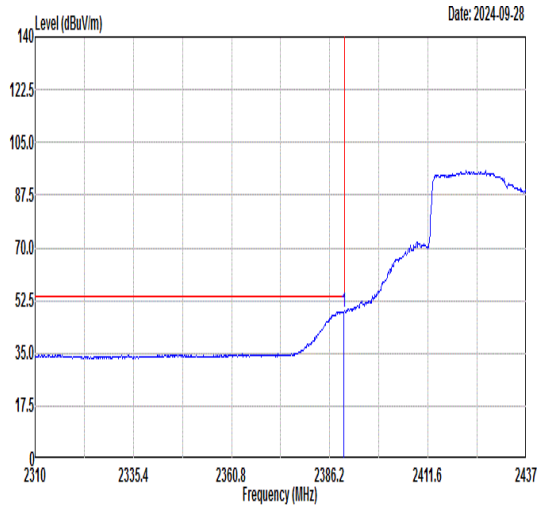 <br>Freq Level Limit Line Margin (dB) Read Level Ant Factor Cable Loss Preamp Factor APos TPos Remark<br>1 2389.76 48.74 54.00 -5.26 46.19 30.72 5.36 33.53 400 87 AVERAGE | 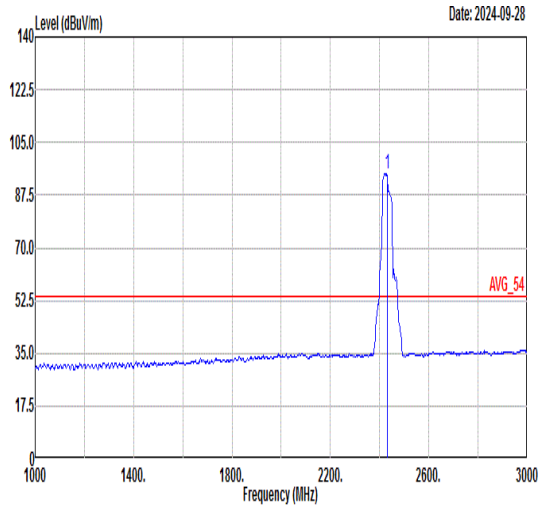 <br>Freq Level Limit Line Margin (dB) Read Level Ant Factor Cable Loss Preamp Factor APos TPos Remark<br>1 2432.00 94.75 ------ ------ 92.19 30.72 5.39 33.55 400 87 AVERAGE |

| Mode | 25 | |
|---|---|---|
| | Band Edge - R | |
| | 2400-2483.5_802.11ax HE40_CH05_Full RU_2432MHz | |
| ANT | 7+12 | |
| Pol. | Horizontal | Fundamental |
| Peak | 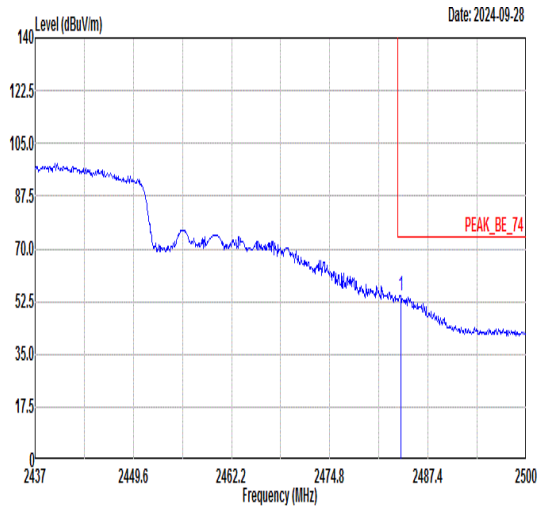 <br>Freq Level Limit Line Margin (dB) Read Level Ant Factor Cable Loss Preamp Factor APos TPos Remark<br>MHz dBuV/m dBuV/m dBuV dB/m dB dB cm deg<br>1 2483.94 54.45 74.00 -19.55 51.88 30.70 5.46 33.59 400 87 PEAK | Blank |
| Avg | 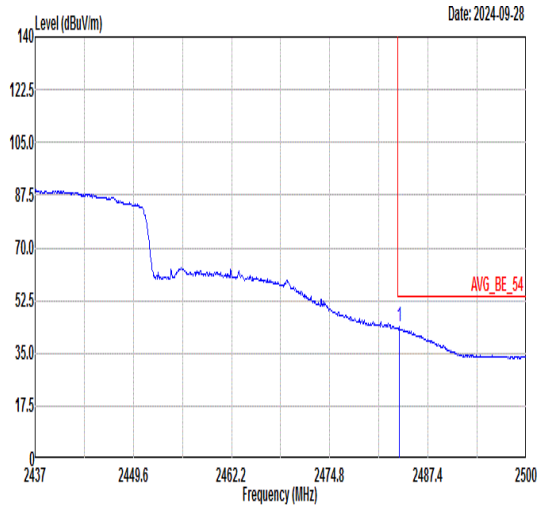 <br>Freq Level Limit Line Margin (dB) Read Level Ant Factor Cable Loss Preamp Factor APos TPos Remark<br>MHz dBuV/m dBuV/m dBuV dB/m dB dB cm deg<br>1 2483.68 43.60 54.00 -10.40 41.03 30.70 5.46 33.59 400 87 AVERAGE | Blank |

| Mode | 25 | |
|---|---|---|
| | Band Edge - L | |
| | 2400-2483.5_802.11ax HE40_CH05_Full RU_2432MHz | |
| ANT | 7+12 | |
| Pol. | Vertical | Fundamental |
| Peak | 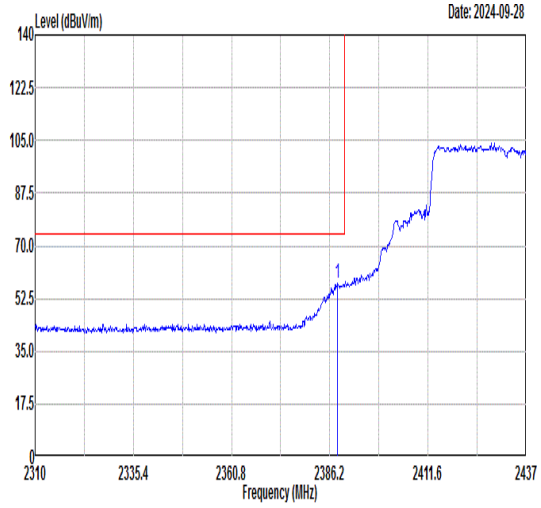 <br>Freq Level Limit Line Margin (dB) Read Level Ant Factor Cable Loss Preamp Factor APos TPos Remark<br>MHz dBuV/m dBuV/m dBuV dB/m dB dB cm deg<br>1 2388.23 57.35 74.00 -16.65 54.80 30.72 5.36 33.53 400 184 PEAK | 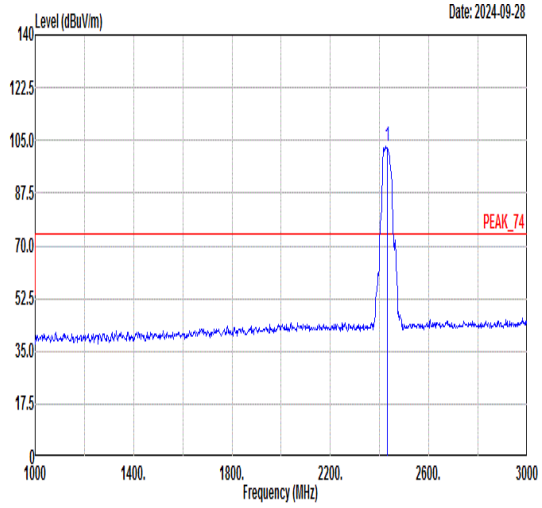 <br>Freq Level Limit Line Margin (dB) Read Level Ant Factor Cable Loss Preamp Factor APos TPos Remark<br>MHz dBuV/m dBuV/m dBuV dB/m dB dB cm deg<br>1 2432.00 102.77 ------ ------ 100.21 30.72 5.39 33.55 400 184 PEAK |
| Avg | 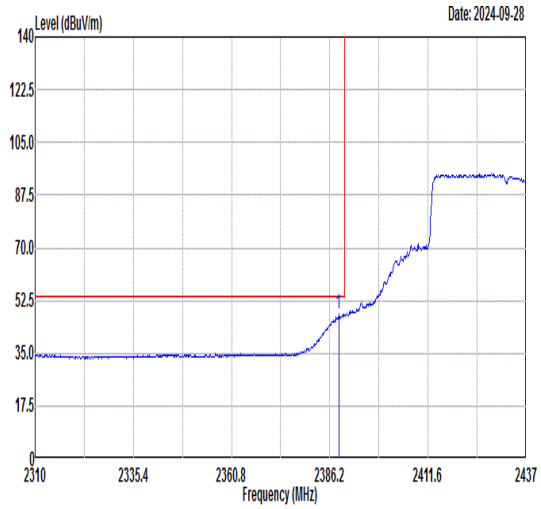 <br>Freq Level Limit Line Margin (dB) Read Level Ant Factor Cable Loss Preamp Factor APos TPos Remark<br>MHz dBuV/m dBuV/m dBuV dB/m dB dB cm deg<br>1 2388.49 48.20 54.00 -5.80 45.65 30.72 5.36 33.53 400 184 AVERAGE | 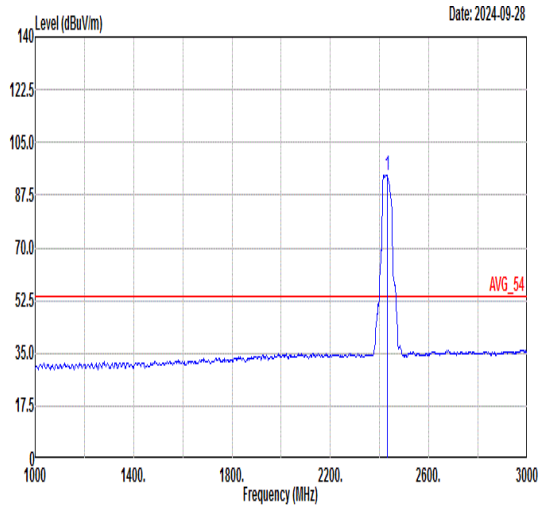 <br>Freq Level Limit Line Margin (dB) Read Level Ant Factor Cable Loss Preamp Factor APos TPos Remark<br>MHz dBuV/m dBuV/m dBuV dB/m dB dB cm deg<br>1 2432.00 94.07 ------ ------ 91.51 30.72 5.39 33.55 400 184 AVERAGE |

| Mode | 25 | |
|---|---|---|
| | Band Edge - R | |
| | 2400-2483.5_802.11ax HE40_CH05_Full RU_2432MHz | |
| ANT | 7+12 | |
| Pol. | Vertical | Fundamental |
| Peak | 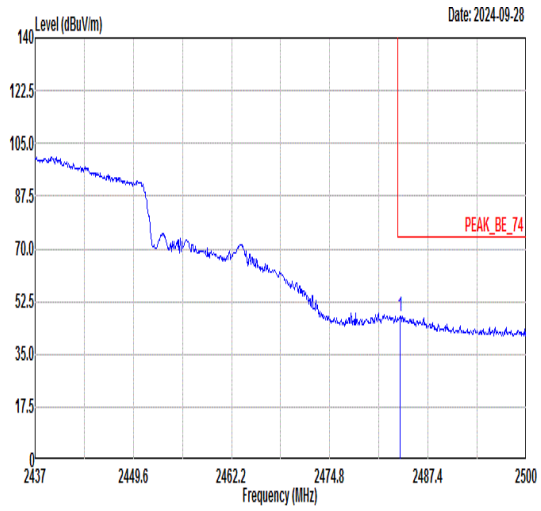 <br>Freq Level Limit Line Margin (dB) Read Level Ant Factor Cable Loss Preamp Factor APos TPos Remark<br>MHz dBuV/m dBuV/m dBuV dB/m dB dB cm deg<br>1 2483.81 47.63 74.00 -26.37 45.06 30.70 5.46 33.59 400 184 PEAK | Blank |
| Avg | 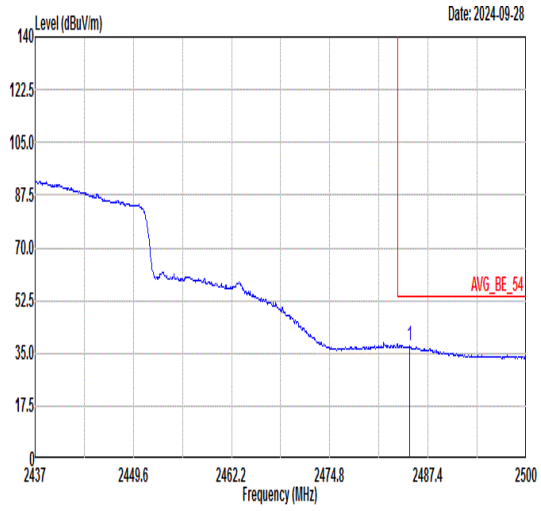 <br>Freq Level Limit Line Margin (dB) Read Level Ant Factor Cable Loss Preamp Factor APos TPos Remark<br>MHz dBuV/m dBuV/m dBuV dB/m dB dB cm deg<br>1 2485.07 37.58 54.00 -16.42 35.01 30.70 5.46 33.59 400 184 AVERAGE | Blank |

| Mode | 26 | |
|---|---|---|
| | Band Edge - L | |
| | 2400-2483.5_802.11ax HE40_CH06_Full RU_2437MHz | |
| ANT | 7+12 | |
| Pol. | Horizontal | Fundamental |
| Peak | 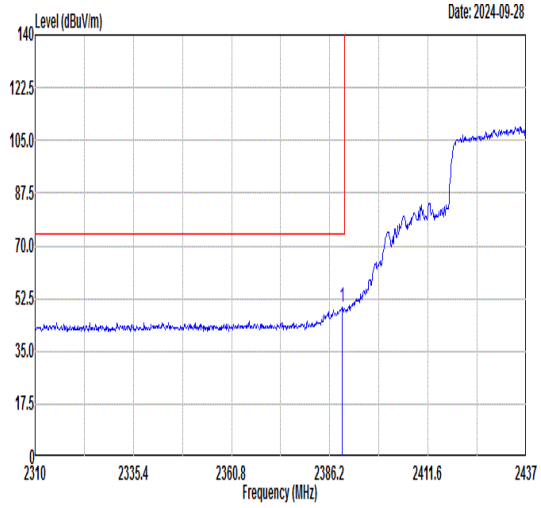 <br>Freq Level Limit Line Margin (dB) Read Level Ant Factor Cable Loss Preamp Factor APos TPos Remark<br>MHz dBuV/m dBuV/m dBuV dB/m dB dB cm deg<br>1 2389.38 49.74 74.00 -24.26 47.19 30.72 5.36 33.53 138 320 PEAK | 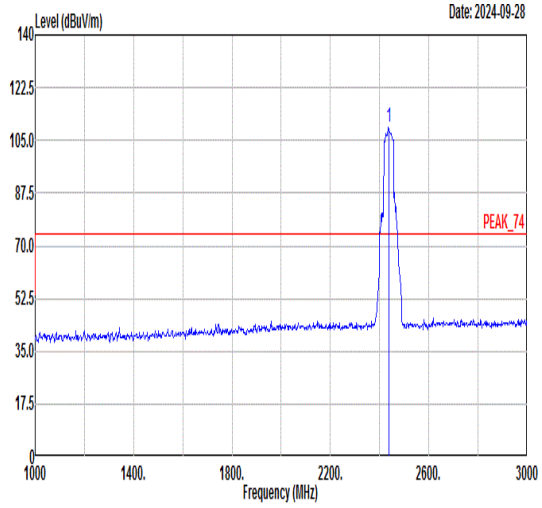 <br>Freq Level Limit Line Margin (dB) Read Level Ant Factor Cable Loss Preamp Factor APos TPos Remark<br>MHz dBuV/m dBuV/m dBuV dB/m dB dB cm deg<br>1 2437.00 109.30 ------ ------ 106.74 30.71 5.41 33.56 138 320 PEAK |
| Avg | 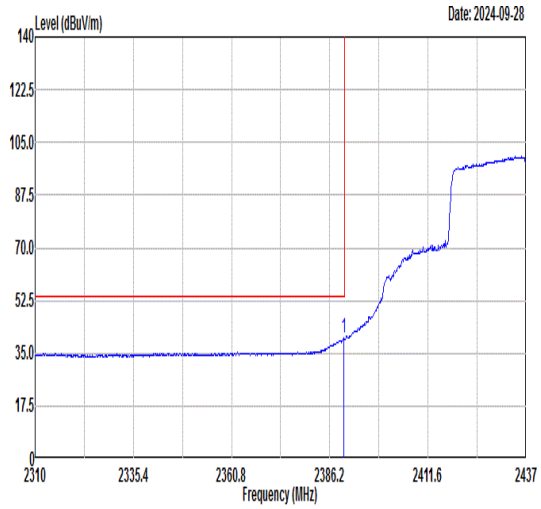 <br>Freq Level Limit Line Margin (dB) Read Level Ant Factor Cable Loss Preamp Factor APos TPos Remark<br>MHz dBuV/m dBuV/m dBuV dB/m dB dB cm deg<br>1 2389.88 39.98 54.00 -14.02 37.43 30.72 5.36 33.53 138 320 AVERAGE | 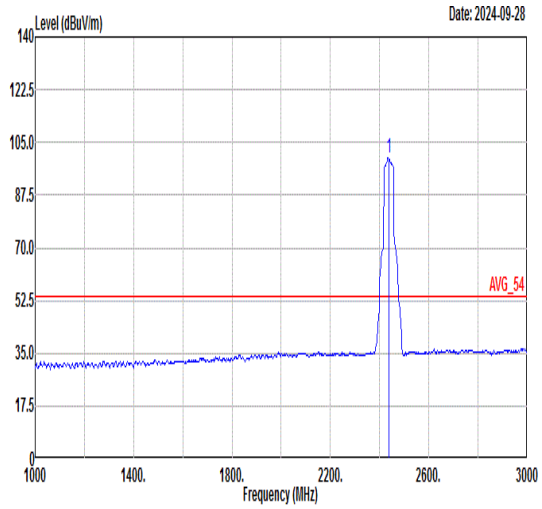 <br>Freq Level Limit Line Margin (dB) Read Level Ant Factor Cable Loss Preamp Factor APos TPos Remark<br>MHz dBuV/m dBuV/m dBuV dB/m dB dB cm deg<br>1 2437.00 99.96 ------ ------ 97.40 30.71 5.41 33.56 138 320 AVERAGE |

| Mode | 26 | |
|---|---|---|
| | Band Edge - R | |
| | 2400-2483.5_802.11ax HE40_CH06_Full RU_2437MHz | |
| ANT | 7+12 | |
| Pol. | Horizontal | Fundamental |
| Peak | 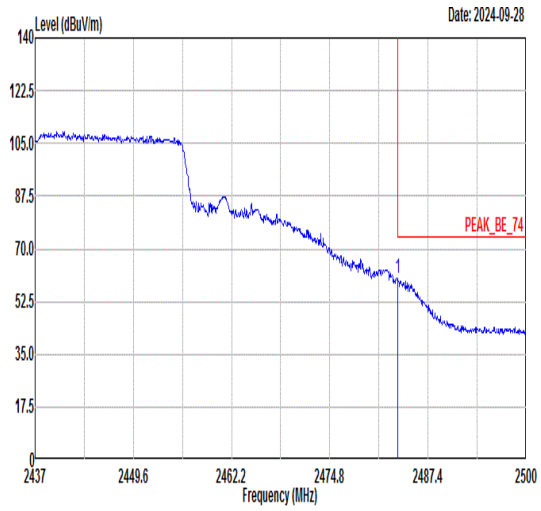 <br>Freq Level Limit Line Margin (dB) Read Level Ant Factor Cable Loss Preamp Factor APos TPos Remark<br>MHz dBuV/m dBuV/m dBuV dB/m dB dB cm deg<br>1 2483.56 60.23 74.00 -13.77 57.66 30.70 5.46 33.59 138 320 PEAK | Blank |
| Avg | 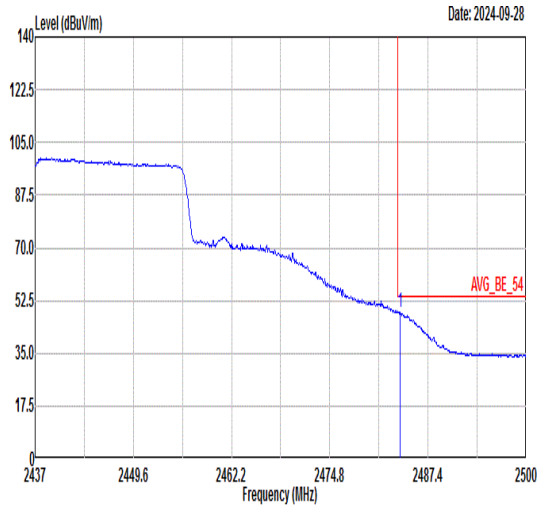 <br>Freq Level Limit Line Margin (dB) Read Level Ant Factor Cable Loss Preamp Factor APos TPos Remark<br>MHz dBuV/m dBuV/m dBuV dB/m dB dB cm deg<br>1 2483.81 48.74 54.00 -5.26 46.17 30.70 5.46 33.59 138 320 AVERAGE | Blank |

| Mode | 26 | |
|---|---|---|
| | Band Edge - L | |
| | 2400-2483.5_802.11ax HE40_CH06_Full RU_2437MHz | |
| ANT | 7+12 | |
| Pol. | Vertical | Fundamental |
| Peak | 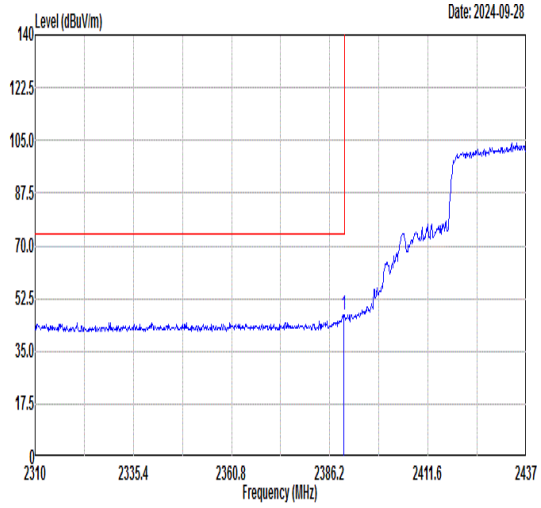 <br>Freq Level Limit Line Margin (dB) Read Level Ant Factor Cable Loss Preamp Factor APos TPos Remark<br>MHz dBuV/m dBuV/m dBuV dB/m dB dB cm deg<br>1 2389.88 47.03 74.00 -26.97 44.48 30.72 5.36 33.53 332 237 PEAK | 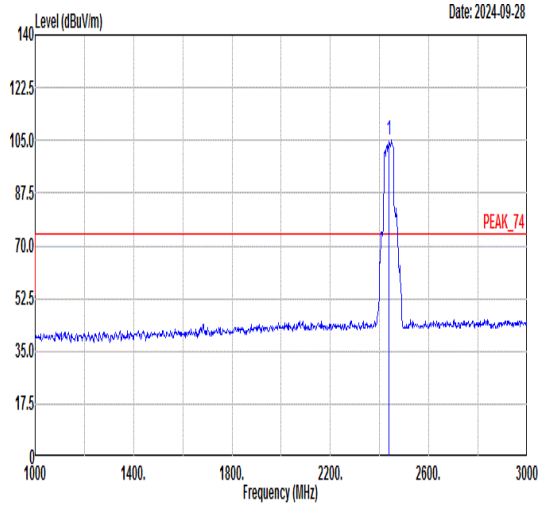 <br>Freq Level Limit Line Margin (dB) Read Level Ant Factor Cable Loss Preamp Factor APos TPos Remark<br>MHz dBuV/m dBuV/m dBuV dB/m dB dB cm deg<br>1 2437.00 105.35 ------ ------ 102.79 30.71 5.42 33.57 332 237 PEAK |
| Avg | 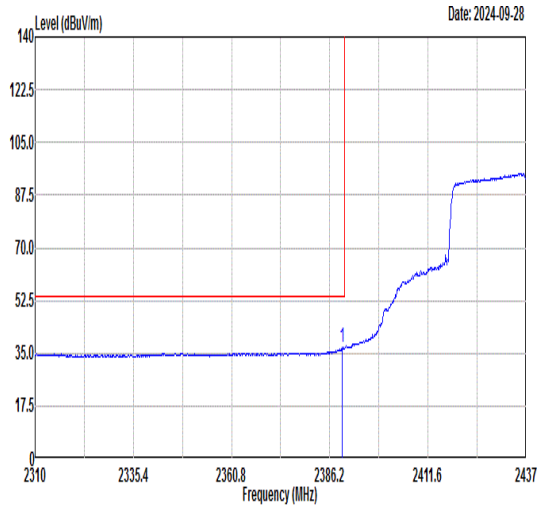 <br>Freq Level Limit Line Margin (dB) Read Level Ant Factor Cable Loss Preamp Factor APos TPos Remark<br>MHz dBuV/m dBuV/m dBuV dB/m dB dB cm deg<br>1 2389.50 36.94 54.00 -17.06 34.39 30.72 5.36 33.53 332 237 AVERAGE | 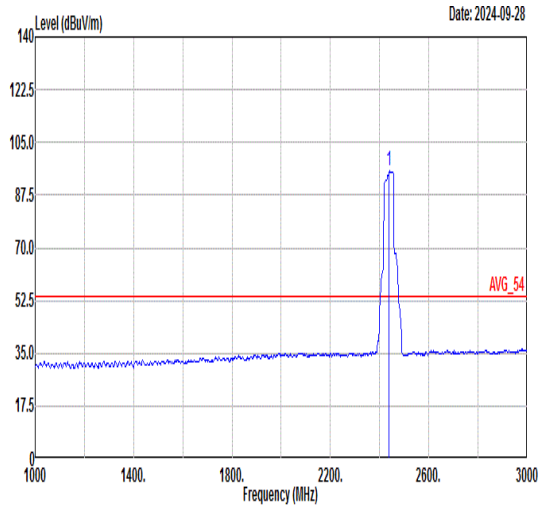 <br>Freq Level Limit Line Margin (dB) Read Level Ant Factor Cable Loss Preamp Factor APos TPos Remark<br>MHz dBuV/m dBuV/m dBuV dB/m dB dB cm deg<br>1 2437.00 95.45 ------ ------ 92.90 30.71 5.41 33.57 332 237 AVERAGE |

| Mode | 26 | |
|---|---|---|
| | Band Edge - R | |
| | 2400-2483.5_802.11ax HE40_CH06_Full RU_2437MHz | |
| ANT | 7+12 | |
| Pol. | Vertical | Fundamental |
| Peak | 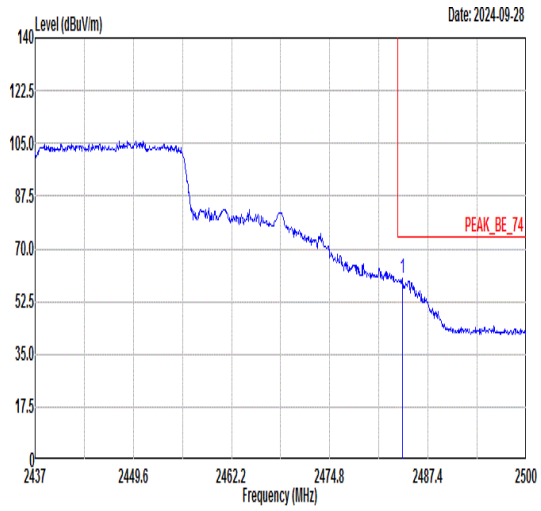 <br>Freq Level Limit Line Margin (dB) Read Level Ant Factor Cable Loss Preamp Factor APos TPos Remark<br>MHz dBuV/m dBuV/m dBuV dB/m dB dB cm deg<br>1 2484.12 59.96 74.00 -14.04 57.39 30.70 5.46 33.59 332 237 PEAK | Blank |
| Avg | 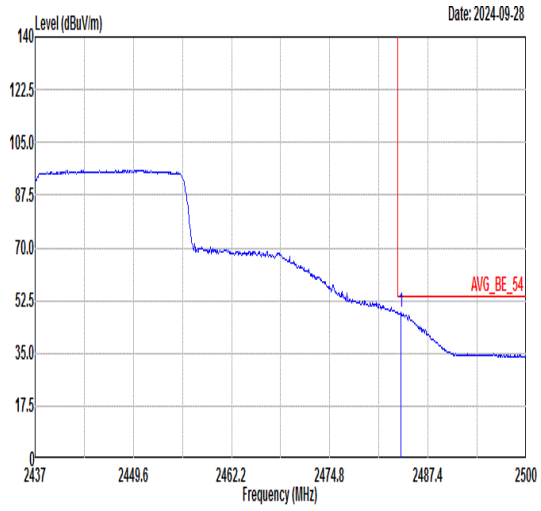 <br>Freq Level Limit Line Margin (dB) Read Level Ant Factor Cable Loss Preamp Factor APos TPos Remark<br>MHz dBuV/m dBuV/m dBuV dB/m dB dB cm deg<br>1 2483.94 48.35 54.00 -5.65 45.78 30.70 5.46 33.59 332 237 AVERAGE | Blank |

| Mode | 27 | |
|---|---|---|
| | Band Edge - L | |
| | 2400-2483.5_802.11ax HE40_CH08_Full RU_2447MHz | |
| ANT | 7+12 | |
| Pol. | Horizontal | Fundamental |
| Peak | 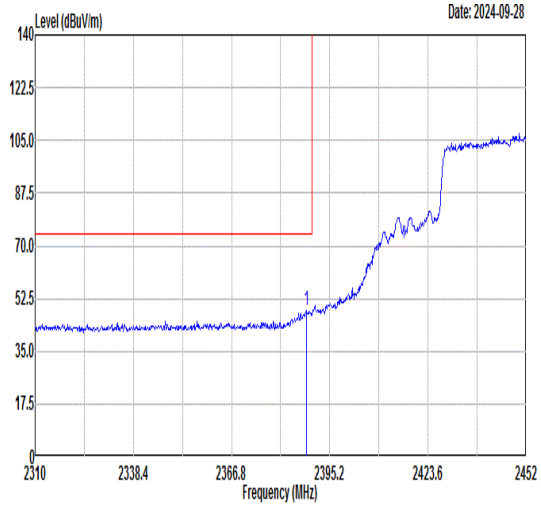 <br>Freq Level Limit Line Margin (dB) Read Level Ant Factor Cable Loss Preamp Factor APos TPos Remark<br>1 2388.38 48.59 74.00 -25.41 46.04 30.72 5.36 33.53 121 127 PEAK | 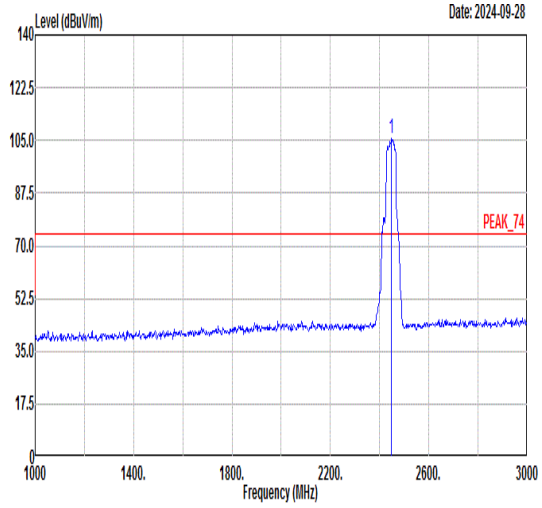 <br>Freq Level Limit Line Margin (dB) Read Level Ant Factor Cable Loss Preamp Factor APos TPos Remark<br>1 2447.00 105.92 ------ ------ 103.36 30.71 5.42 33.57 121 127 PEAK |
| Avg | 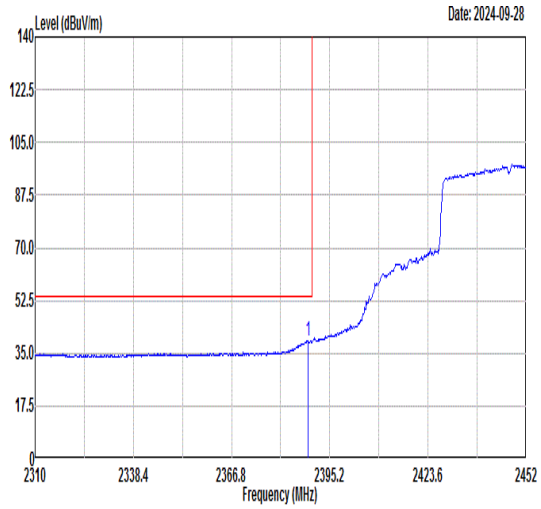 <br>Freq Level Limit Line Margin (dB) Read Level Ant Factor Cable Loss Preamp Factor APos TPos Remark<br>1 2388.81 39.17 54.00 -14.83 36.62 30.72 5.36 33.53 121 127 AVERAGE | 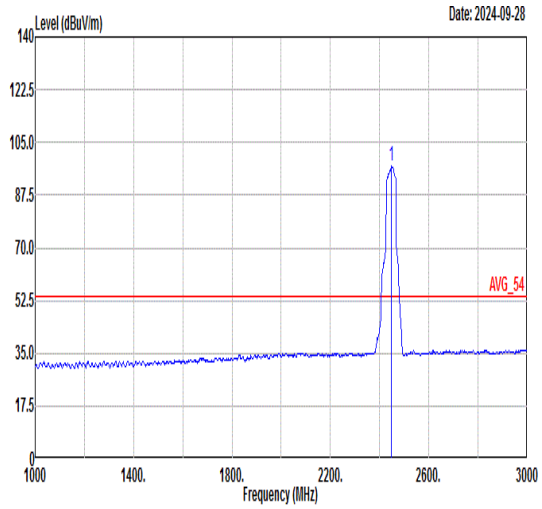 <br>Freq Level Limit Line Margin (dB) Read Level Ant Factor Cable Loss Preamp Factor APos TPos Remark<br>1 2447.00 97.25 ------ ------ 94.69 30.71 5.42 33.57 121 127 AVERAGE |

| Mode | 27 | |
|---|---|---|
| | Band Edge - R | |
| | 2400-2483.5_802.11ax HE40_CH08_Full RU_2447MHz | |
| ANT | 7+12 | |
| Pol. | Horizontal | Fundamental |
| Peak | 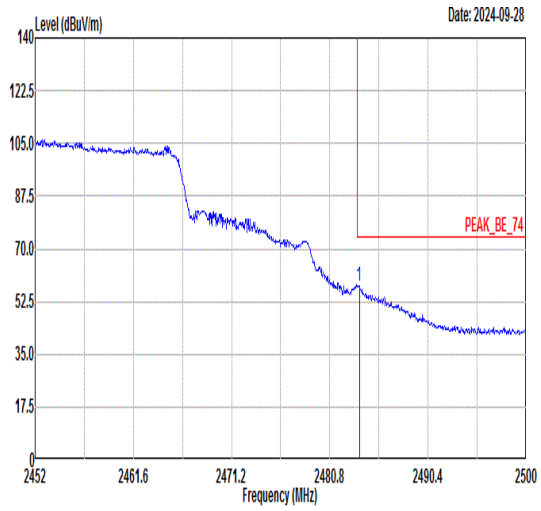 <br>Freq Level Limit Line Margin (dB) Read Level Ant Factor Cable Loss Preamp Factor APos TPos Remark<br>MHz dBuV/m dBuV/m dBuV dB/m dB dB cm deg<br>1 2483.68 57.78 74.00 -16.22 55.21 30.70 5.46 33.59 121 127 PEAK | Blank |
| Avg | 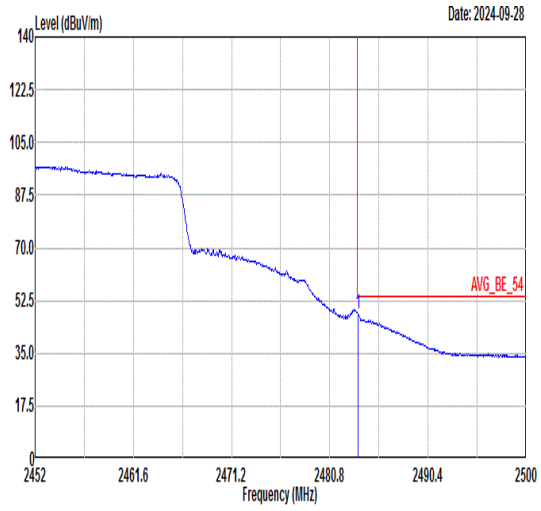 <br>Freq Level Limit Line Margin (dB) Read Level Ant Factor Cable Loss Preamp Factor APos TPos Remark<br>MHz dBuV/m dBuV/m dBuV dB/m dB dB cm deg<br>1 2483.54 48.30 54.00 -5.70 45.73 30.70 5.46 33.59 121 127 AVERAGE | Blank |

| Mode | 27 | |
|---|---|---|
| | Band Edge - L | |
| | 2400-2483.5_802.11ax HE40_CH08_Full RU_2447MHz | |
| ANT | 7+12 | |
| Pol. | Vertical | Fundamental |
| Peak | 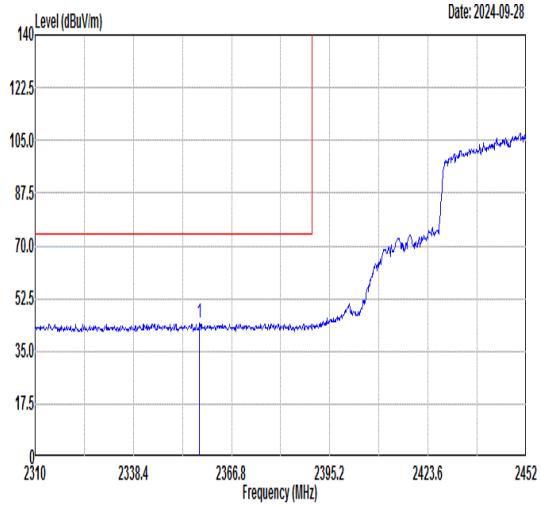 <br>Freq Level Limit Line Margin (dB) Read Level Ant Factor Cable Loss Preamp Factor APos TPos Remark<br>MHz dBuV/m dBuV/m dBuV dB/m dB dB cm deg<br>1 2357.57 44.38 74.00 -29.62 41.83 30.73 5.33 33.51 379 237 PEAK | 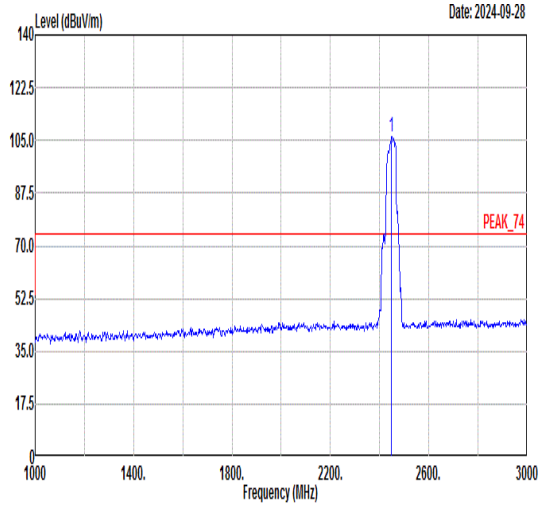 <br>Freq Level Limit Line Margin (dB) Read Level Ant Factor Cable Loss Preamp Factor APos TPos Remark<br>MHz dBuV/m dBuV/m dBuV dB/m dB dB cm deg<br>1 2447.00 106.43 ------ ------ 103.87 30.71 5.42 33.57 379 237 PEAK |
| Avg | 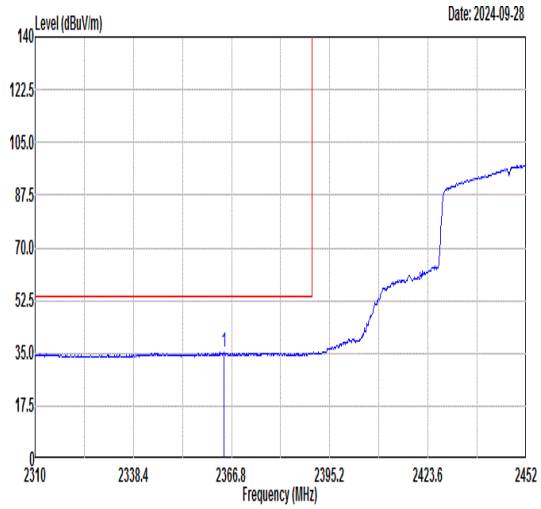 <br>Freq Level Limit Line Margin (dB) Read Level Ant Factor Cable Loss Preamp Factor APos TPos Remark<br>MHz dBuV/m dBuV/m dBuV dB/m dB dB cm deg<br>1 2364.67 35.16 54.00 -18.84 32.61 30.73 5.34 33.52 379 237 AVERAGE | 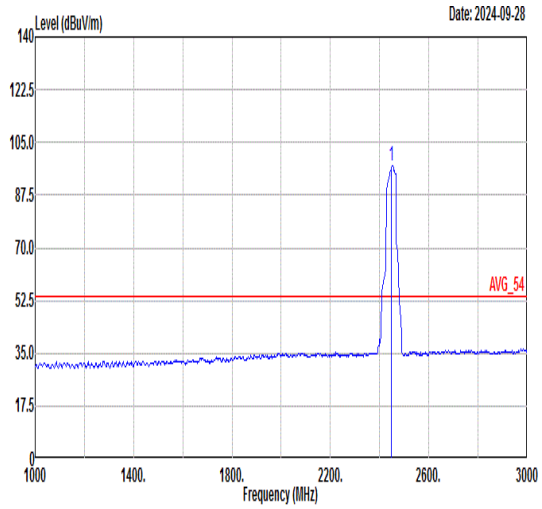 <br>Freq Level Limit Line Margin (dB) Read Level Ant Factor Cable Loss Preamp Factor APos TPos Remark<br>MHz dBuV/m dBuV/m dBuV dB/m dB dB cm deg<br>1 2447.00 97.23 ------ ------ 94.67 30.71 5.42 33.57 379 237 AVERAGE |

| Mode | 27 | |
|---|---|---|
| | Band Edge - R | |
| | 2400-2483.5_802.11ax HE40_CH08_Full RU_2447MHz | |
| ANT | 7+12 | |
| Pol. | Vertical | Fundamental |
| Peak | 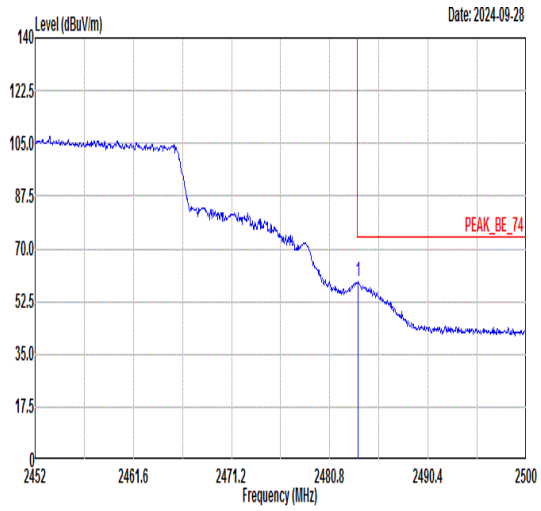 <br>Freq Level Limit Line Margin (dB) Read Level Ant Factor Cable Loss Preamp Factor APos TPos Remark<br>MHz dBuV/m dBuV/m dBuV dB/m dB dB cm deg<br>1 2483.54 59.08 74.00 -14.92 56.51 30.70 5.46 33.59 379 237 PEAK | Blank |
| Avg | 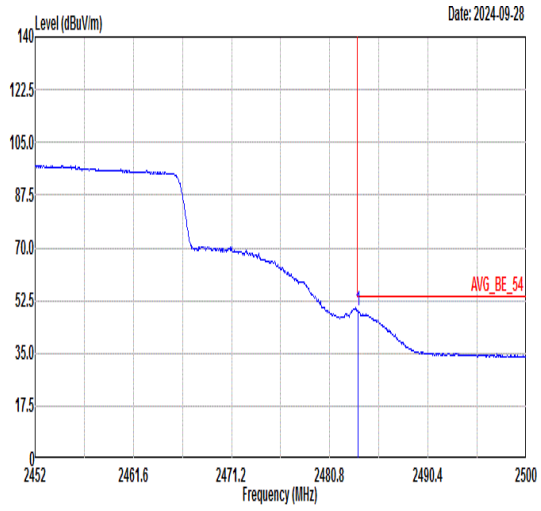 <br>Freq Level Limit Line Margin (dB) Read Level Ant Factor Cable Loss Preamp Factor APos TPos Remark<br>MHz dBuV/m dBuV/m dBuV dB/m dB dB cm deg<br>1 2483.54 49.12 54.00 -4.88 46.55 30.70 5.46 33.59 379 237 AVERAGE | Blank |

| Mode | 28 | |
|---|---|---|
| | Band Edge - L | |
| | 2400-2483.5_802.11ax HE40_CH07_Full RU_2442MHz | |
| ANT | 7+12 | |
| Pol. | Horizontal | Fundamental |
| Peak | 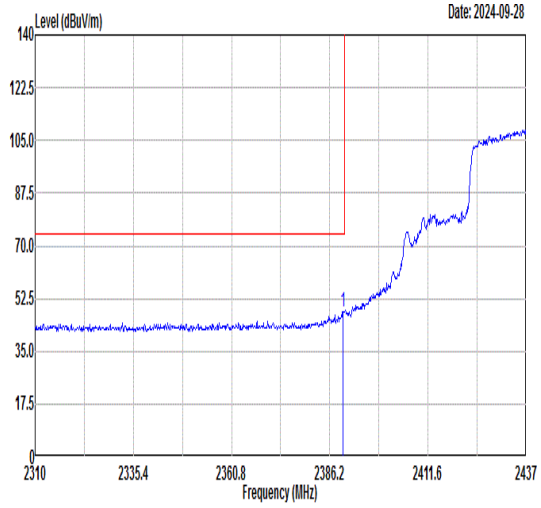 <br>Freq Level Limit Line Margin (dB) Read Level Ant Factor Cable Loss Preamp Factor APos TPos Remark<br>MHz dBuV/m dBuV/m dBuV dB/m dB dB cm deg<br>1 2389.63 48.05 74.00 -25.95 45.50 30.72 5.36 33.53 100 316 PEAK | 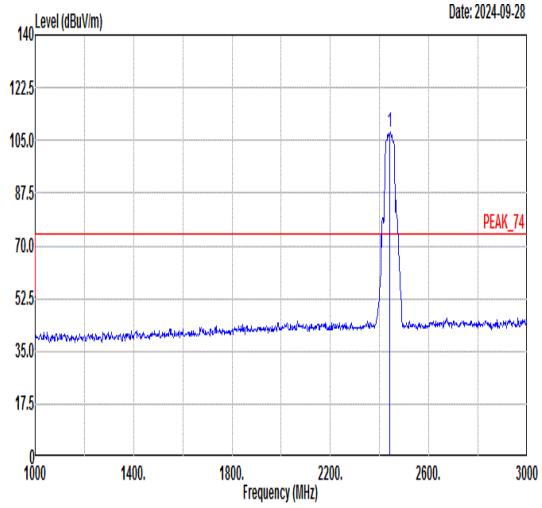 <br>Freq Level Limit Line Margin (dB) Read Level Ant Factor Cable Loss Preamp Factor APos TPos Remark<br>MHz dBuV/m dBuV/m dBuV dB/m dB dB cm deg<br>1 2442.00 107.54 ------ ------ 104.98 30.71 5.42 33.57 100 316 PEAK |
| Avg | 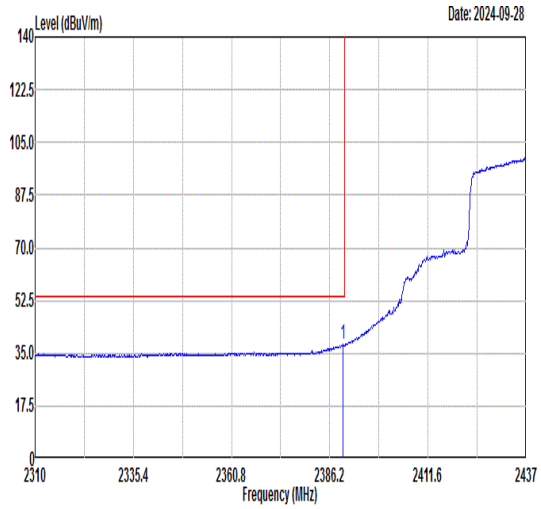 <br>Freq Level Limit Line Margin (dB) Read Level Ant Factor Cable Loss Preamp Factor APos TPos Remark<br>MHz dBuV/m dBuV/m dBuV dB/m dB dB cm deg<br>1 2389.63 37.78 54.00 -16.22 35.23 30.72 5.36 33.53 100 316 AVERAGE | 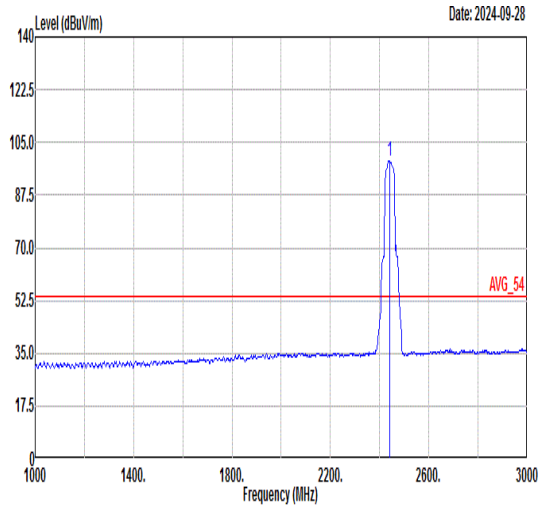 <br>Freq Level Limit Line Margin (dB) Read Level Ant Factor Cable Loss Preamp Factor APos TPos Remark<br>MHz dBuV/m dBuV/m dBuV dB/m dB dB cm deg<br>1 2442.00 99.05 ------ ------ 96.49 30.71 5.41 33.56 100 316 AVERAGE |

| Mode | 28 | |
|---|---|---|
| | Band Edge - R | |
| | 2400-2483.5_802.11ax HE40_CH07_Full RU_2442MHz | |
| ANT | 7+12 | |
| Pol. | Horizontal | Fundamental |
| Peak | 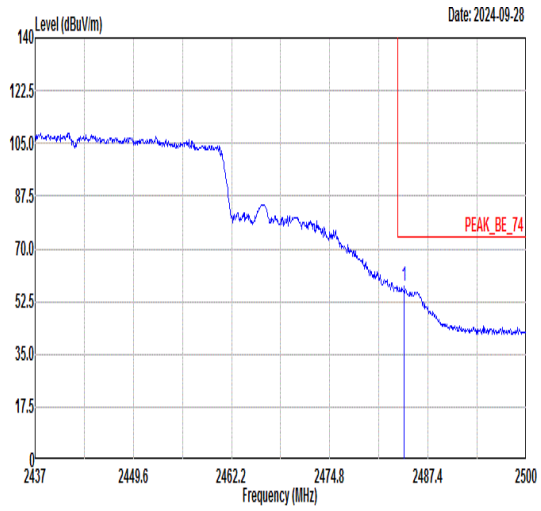 <br>Freq Level Limit Line Margin (dB) Read Level Ant Factor Cable Loss Preamp Factor APos TPos Remark<br>MHz dBuV/m dBuV/m dBuV dB/m dB dB cm deg<br>1 2484.38 57.45 74.00 -16.55 54.88 30.70 5.46 33.59 100 316 PEAK | Blank |
| Avg | 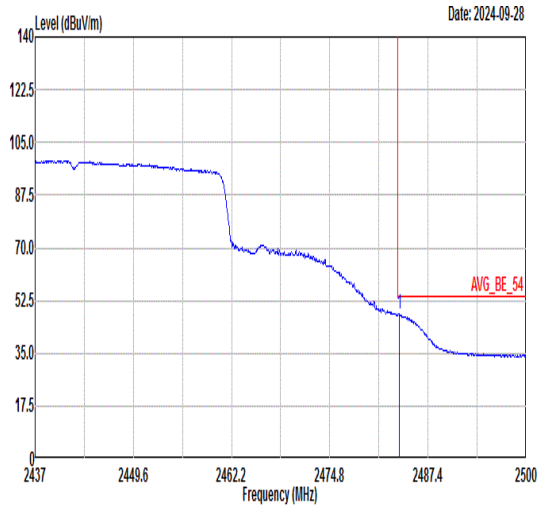 <br>Freq Level Limit Line Margin (dB) Read Level Ant Factor Cable Loss Preamp Factor APos TPos Remark<br>MHz dBuV/m dBuV/m dBuV dB/m dB dB cm deg<br>1 2483.68 48.01 54.00 -5.99 45.44 30.70 5.46 33.59 100 316 AVERAGE | Blank |

| Mode | 28 | |
|---|---|---|
| | Band Edge - L | |
| | 2400-2483.5_802.11ax HE40_CH07_Full RU_2442MHz | |
| ANT | 7+12 | |
| Pol. | Vertical | Fundamental |
| Peak | 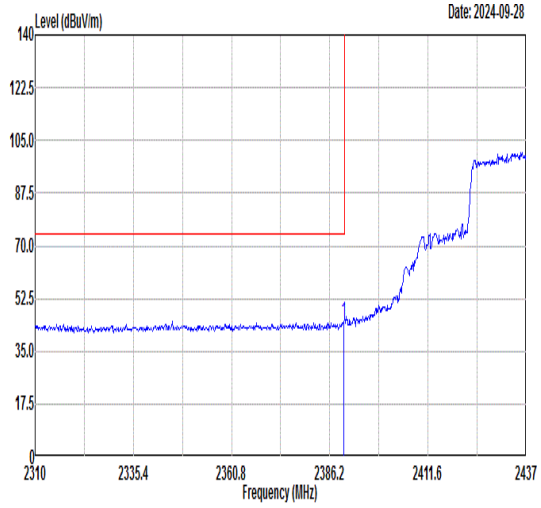 <br>Freq Level Limit Line Margin (dB) Read Level Ant Factor Cable Loss Preamp Factor APos TPos Remark<br>1 2389.76 44.79 74.00 -29.21 42.24 30.72 5.36 33.53 330 239 PEAK | 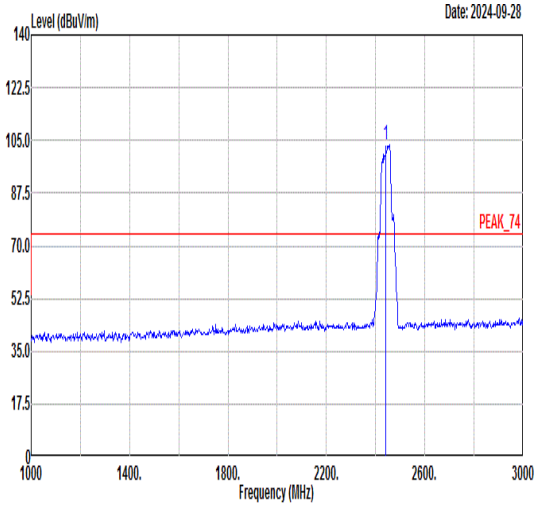 <br>Freq Level Limit Line Margin (dB) Read Level Ant Factor Cable Loss Preamp Factor APos TPos Remark<br>1 2442.00 103.76 ------ ------ 101.19 30.71 5.43 33.57 330 239 PEAK |
| Avg | 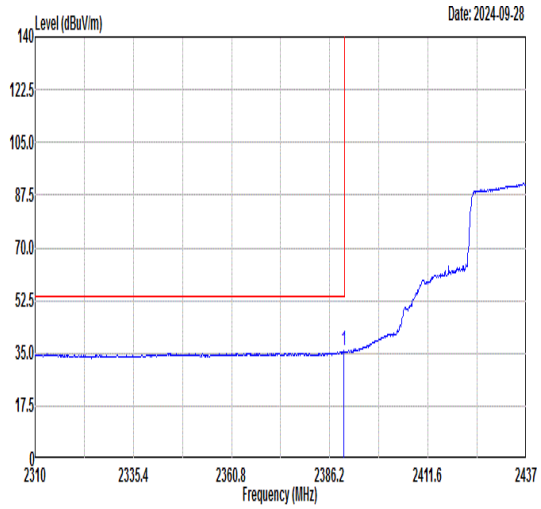 <br>Freq Level Limit Line Margin (dB) Read Level Ant Factor Cable Loss Preamp Factor APos TPos Remark<br>1 2389.76 35.86 54.00 -18.14 33.31 30.72 5.36 33.53 330 239 AVERAGE | 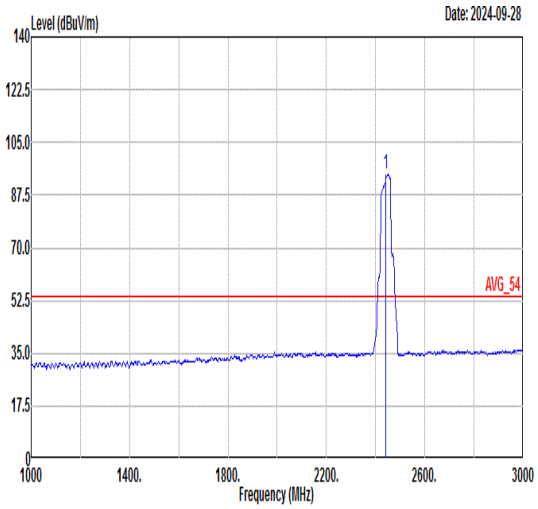 <br>Freq Level Limit Line Margin (dB) Read Level Ant Factor Cable Loss Preamp Factor APos TPos Remark<br>1 2442.00 94.41 ------ ------ 91.85 30.71 5.42 33.57 330 239 AVERAGE |

| Mode | 28 | |
|---|---|---|
| | Band Edge - R | |
| | 2400-2483.5_802.11ax HE40_CH07_Full RU_2442MHz | |
| ANT | 7+12 | |
| Pol. | Vertical | Fundamental |
| Peak | 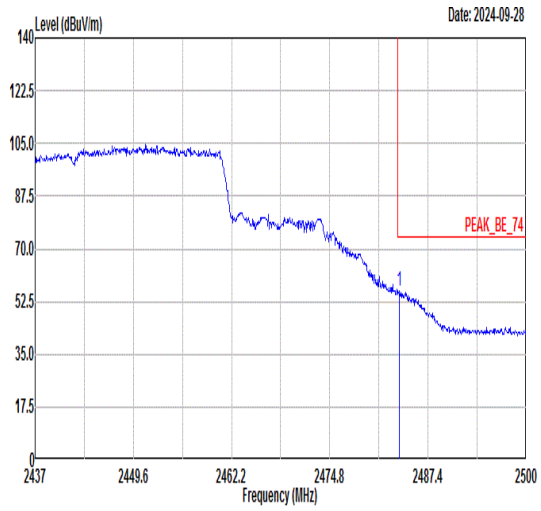 <br>Freq Level Limit Line Margin (dB) Read Level Ant Factor Cable Loss Preamp Factor APos TPos Remark<br>MHz dBuV/m dBuV/m dBuV dB/m dB dB cm deg<br>1 2483.75 55.85 74.00 -18.15 53.28 30.70 5.46 33.59 330 239 PEAK | Blank |
| Avg | 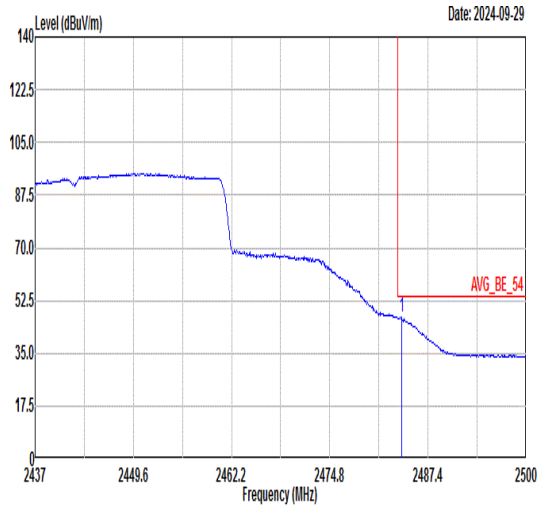 <br>Freq Level Limit Line Margin (dB) Read Level Ant Factor Cable Loss Preamp Factor APos TPos Remark<br>MHz dBuV/m dBuV/m dBuV dB/m dB dB cm deg<br>1 2484.06 46.93 54.00 -7.07 44.36 30.70 5.46 33.59 330 239 AVERAGE | Blank |

# Appendix D. Duty Cycle Plots

| Antenna | Band | Duty Cycle(%) | T(ms) | 1/T(kHz) | VBW Setting |
|---|---|---|---|---|---|
| Ant 7 | 802.11b | 100 | - | - | 10Hz |
| Ant 7 | 802.11g | 96.97 | 1.391 | 0.719 | 1KHz |
| Ant 7 | 802.11ax HE20 | 95.89 | 1.015 | 0.986 | 1KHz |
| Ant 7 | 802.11ax HE40 | 92.42 | 0.530 | 1.885 | 3KHz |
| Ant 12 | 802.11b | 100 | - | - | 10Hz |
| Ant 12 | 802.11g | 96.97 | 1.391 | 0.719 | 1KHz |
| Ant 12 | 802.11ax HE20 | 95.89 | 1.015 | 0.986 | 1KHz |
| Ant 12 | 802.11ax HE40 | 93.18 | 0.535 | 1.870 | 3KHz |

**Ant 7:**

802.11b

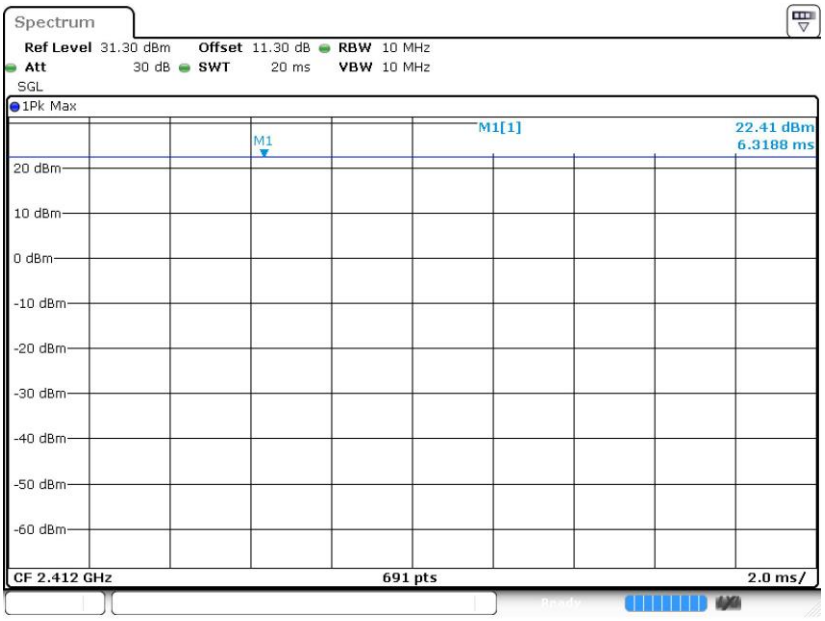


Date: 21.SEP.2024 12:21:33

802.11g

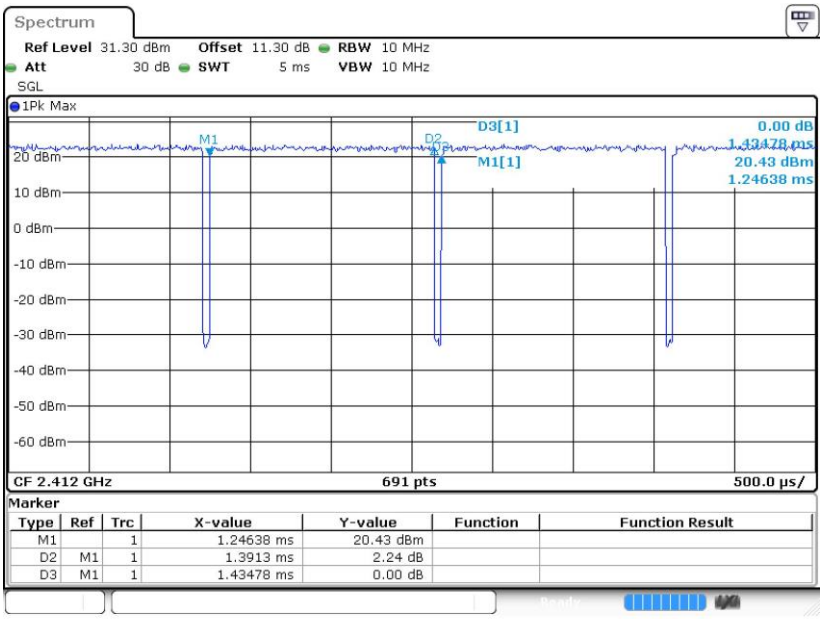


Date: 21.SEP.2024 12:23:14

802.11ax HE20

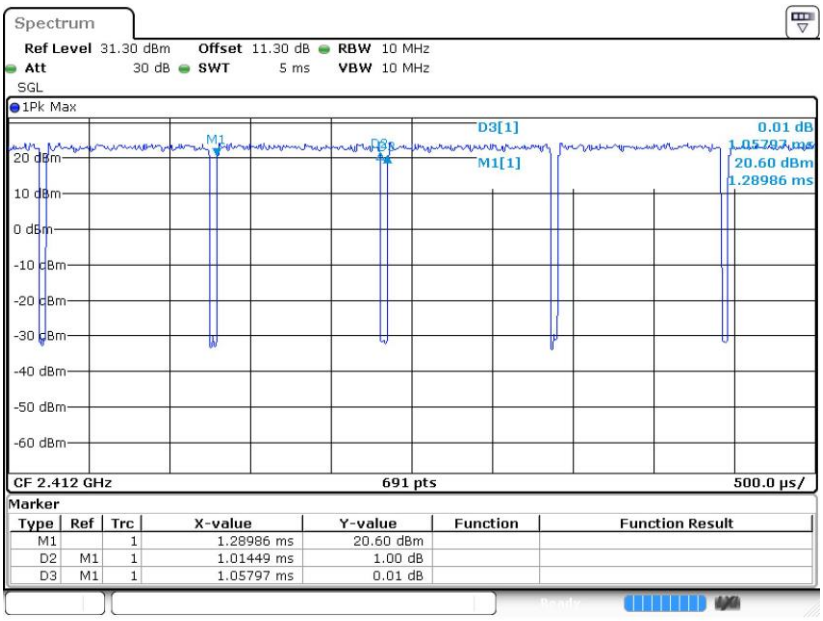


Date: 21.SEP.2024 12:25:20

802.11ax HE40

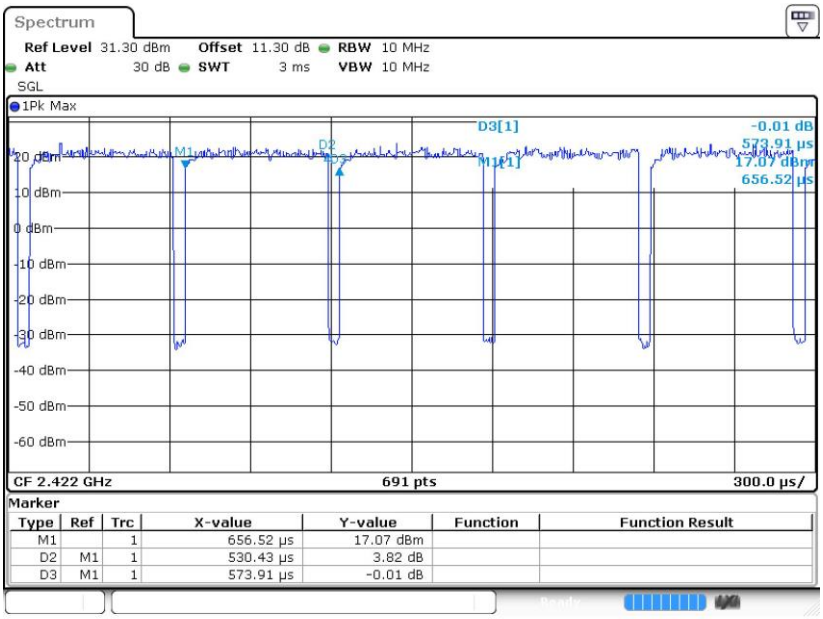


Date: 21.SEP.2024 12:27:51

**Ant 12:**

802.11b

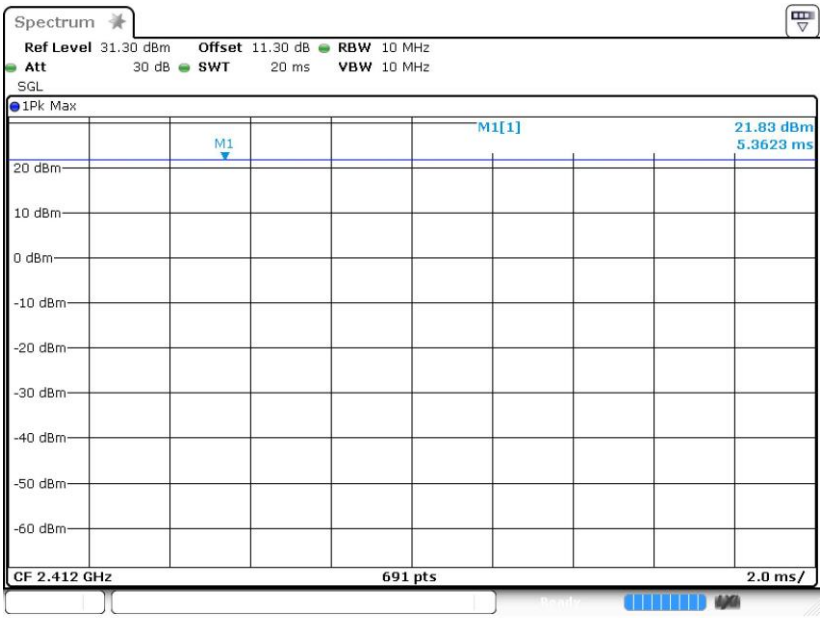


Date: 21.SEP.2024 12:21:22

802.11g

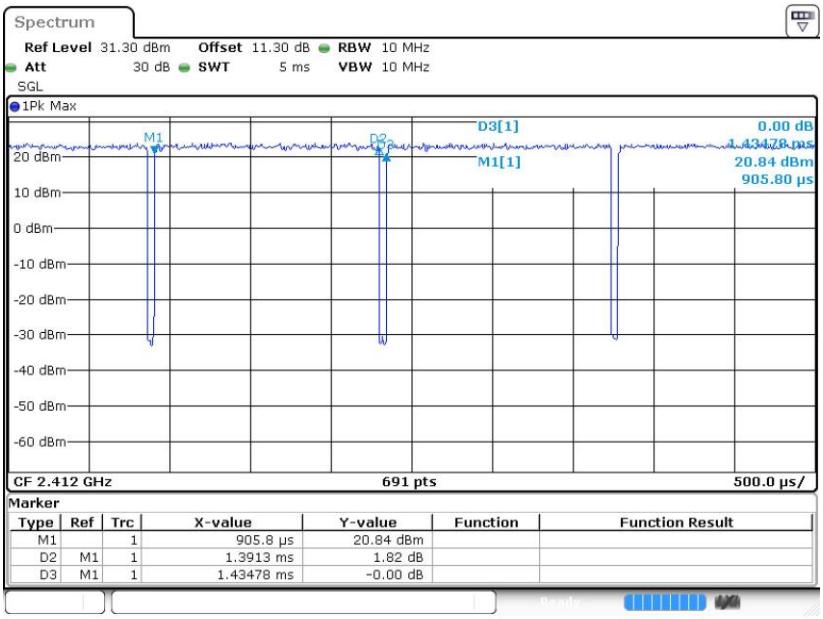


Date: 21.SEP.2024 12:22:48

802.11ax HE20

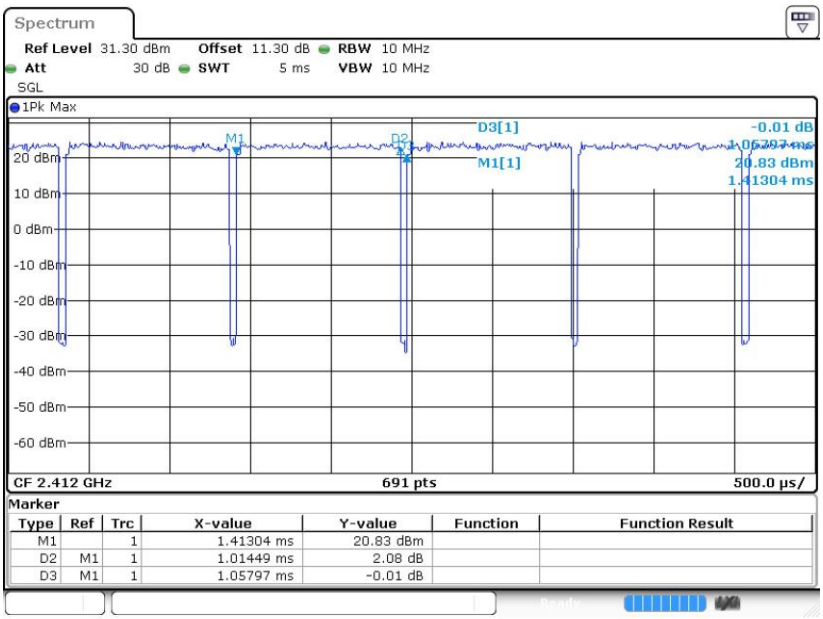


Date: 21.SEP.2024 12:25:46

802.11ax HE40

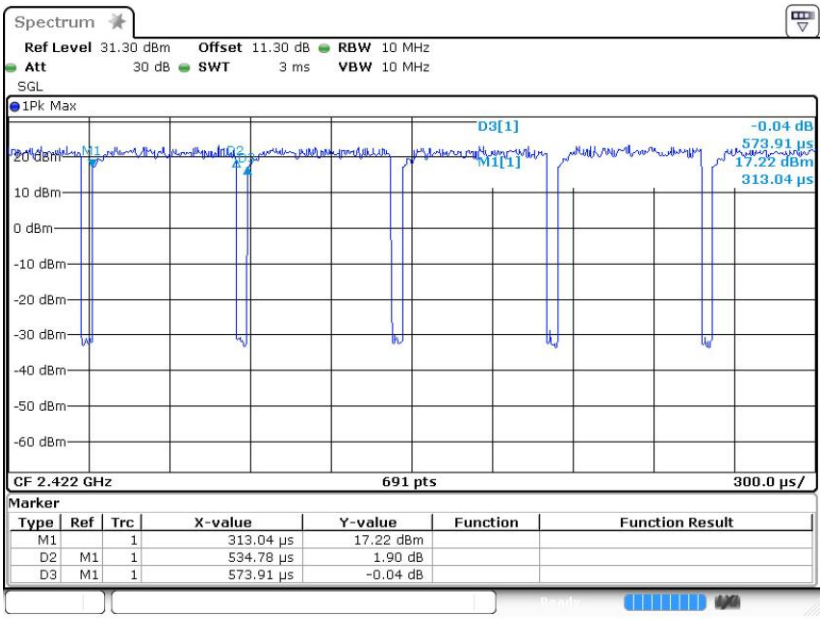


Date: 21.SEP.2024 12:27:25