Mode	23	
	Harmonic	
	U-NII-2C_5.47-5.725_802.11ax HE40_CH102_Full RU_5510MHz	
ANT	9+8	
Pol.	Horizontal	Vertical
Peak Avg	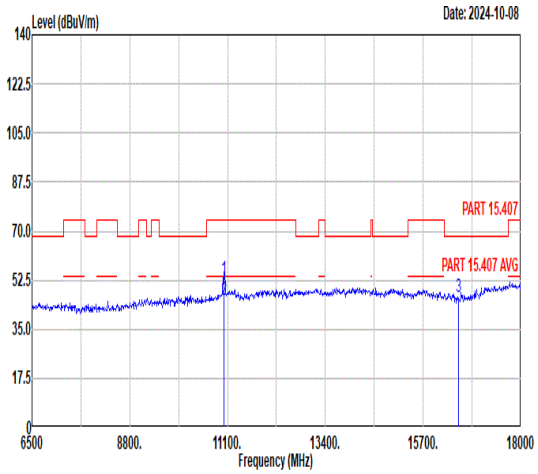 Freq Level Limit Line Margin Read Level Ant Factor Cable Loss Preamp Factor APos TPos Remark MHz dBuV/m dBuV/m dB dBuV dB/m dB dB cm deg 1 11020.00 53.08 74.00 -20.92 67.44 37.61 11.22 63.19 350 344 Peak 2 11020.00 45.21 54.00 -8.79 59.57 37.61 11.22 63.19 350 344 Average 3 16530.00 46.24 68.30 -22.06 58.90 39.52 12.92 65.10 -- -- Peak	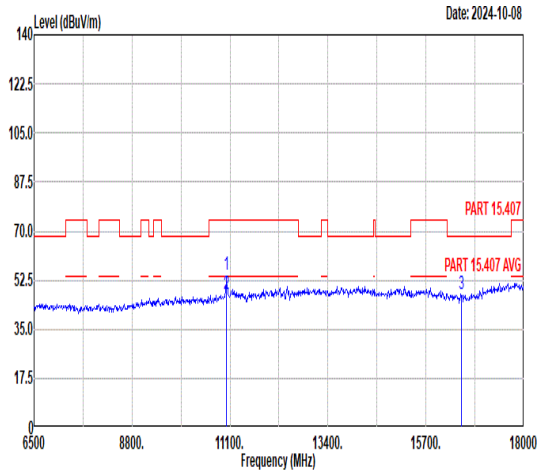 Freq Level Limit Line Margin Read Level Ant Factor Cable Loss Preamp Factor APos TPos Remark MHz dBuV/m dBuV/m dB dBuV dB/m dB dB cm deg 1 11020.00 54.60 74.00 -19.40 68.96 37.61 11.22 63.19 243 328 Peak 2 11020.00 47.66 54.00 -6.34 62.02 37.61 11.22 63.19 243 328 Average 3 16530.00 47.62 68.30 -20.68 60.28 39.52 12.92 65.10 -- -- Peak

Mode	24
	Band Edge - L
	U-NII-2C_5.47-5.725_802.11ax HE40_CH134_Full RU_5670MHz
ANT	9+8

Pol.	Horizontal	Fundamental
Peak	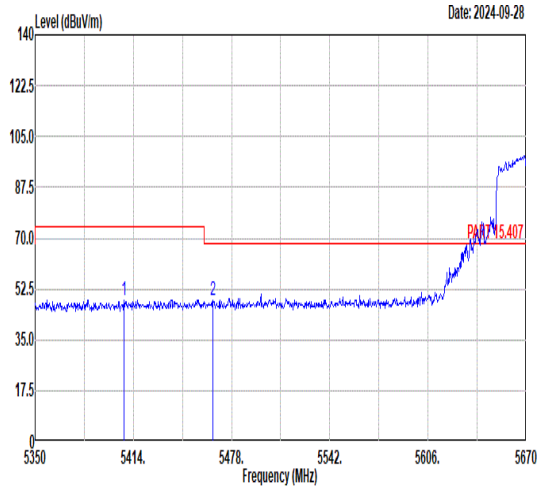 Freq Level Limit Line Margin Read Level Ant Factor Cable Loss Preamp Factor APos TPos Remark MHz dBuV/m dBuV/m dB dBuV dB/m dB dB cm deg 1 5407.92 48.77 74.00 -25.23 38.00 34.82 8.48 32.53 354 127 PEAK 2 5465.84 48.43 68.30 -19.87 37.67 34.87 8.40 32.51 354 127 PEAK	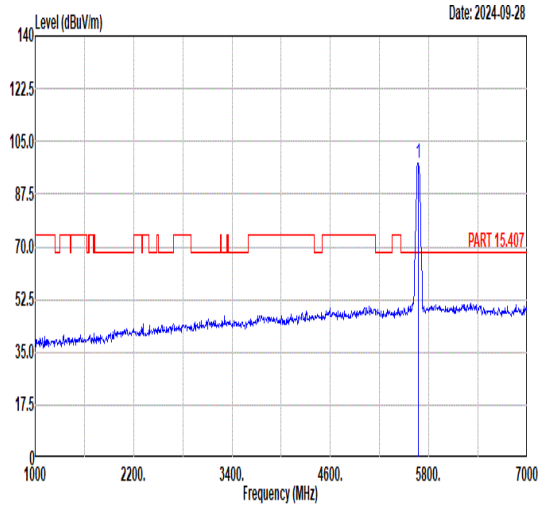 Freq Level Limit Line Margin Read Level Ant Factor Cable Loss Preamp Factor APos TPos Remark MHz dBuV/m dBuV/m dB dBuV dB/m dB dB cm deg 1 5670.00 97.99 ------ ------ 87.05 35.00 8.44 32.50 354 127 PEAK
Avg	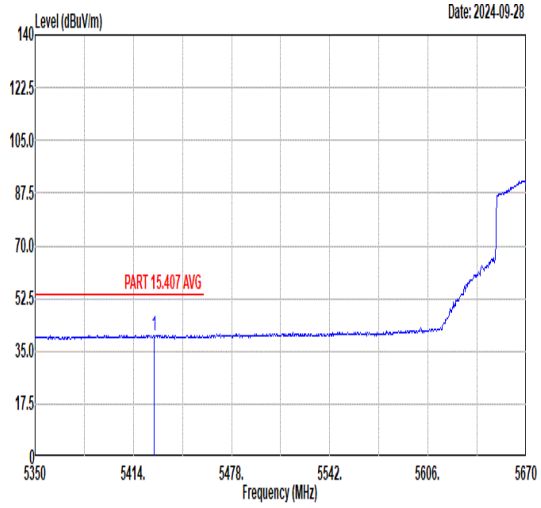 Freq Level Limit Line Margin Read Level Ant Factor Cable Loss Preamp Factor APos TPos Remark MHz dBuV/m dBuV/m dB dBuV dB/m dB dB cm deg 1 5427.44 40.31 54.00 -13.69 29.55 34.84 8.45 32.53 354 127 AVERAGE	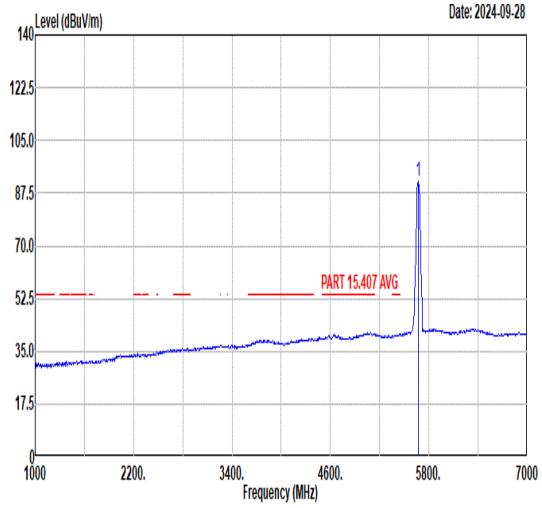 Freq Level Limit Line Margin Read Level Ant Factor Cable Loss Preamp Factor APos TPos Remark MHz dBuV/m dBuV/m dB dBuV dB/m dB dB cm deg 1 5670.00 91.61 ------ ------ 80.62 35.00 8.49 32.50 354 127 AVERAGE

Mode	24	
	Band Edge - R	
	U-NII-2C_5.47-5.725_802.11ax HE40_CH134_Full RU_5670MHz	
ANT	9+8	
Pol.	Horizontal	Fundamental
Peak	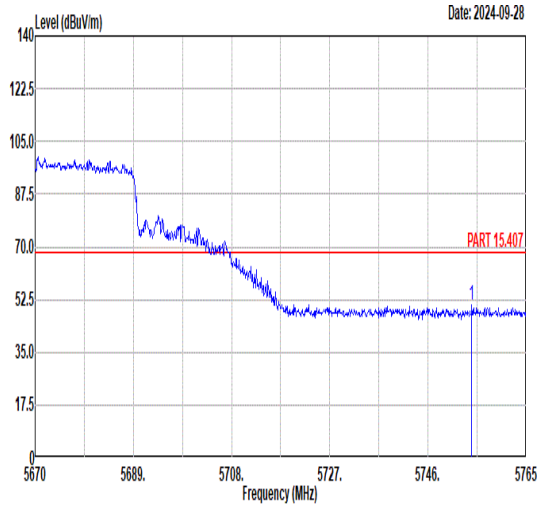 Freq Level Limit Line Margin Read Level Ant Factor Cable Loss Preamp Factor APos TPos Remark MHz dBuV/m dBuV/m dB dBuV dB/m dB dB cm deg 1 5754.46 50.49 68.30 -17.81 39.16 35.05 8.78 32.50 354 127 PEAK	Blank

Mode	24	
	Band Edge - L	
	U-NII-2C_5.47-5.725_802.11ax HE40_CH134_Full RU_5670MHz	
ANT	9+8	
Pol.	Vertical	Fundamental
Peak	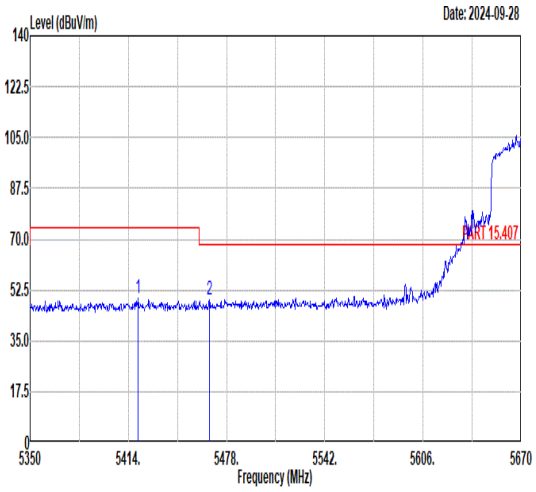 Freq Level Limit Line Margin Read Level Ant Factor Cable Loss Preamp Factor APos TPos Remark MHz dBuV/m dBuV/m dB dBuV dB/m dB dB cm deg 1 5420.40 49.50 74.00 -24.50 38.74 34.83 8.46 32.53 357 324 PEAK 2 5466.80 48.99 68.30 -19.31 38.23 34.87 8.40 32.51 357 324 PEAK	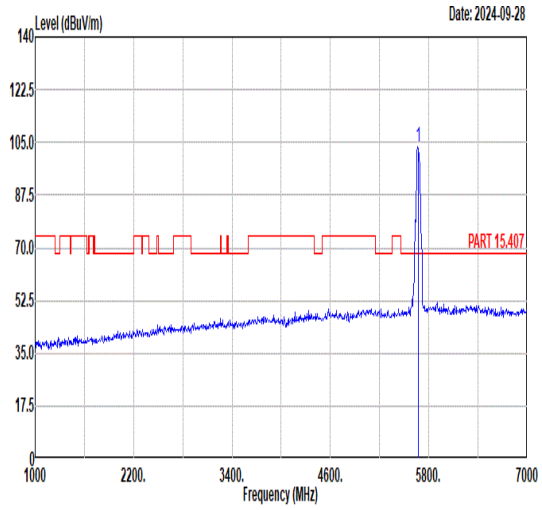 Freq Level Limit Line Margin Read Level Ant Factor Cable Loss Preamp Factor APos TPos Remark MHz dBuV/m dBuV/m dB dBuV dB/m dB dB cm deg 1 5670.00 103.30 ------ ------ 92.36 35.00 8.44 32.50 357 324 PEAK
Avg	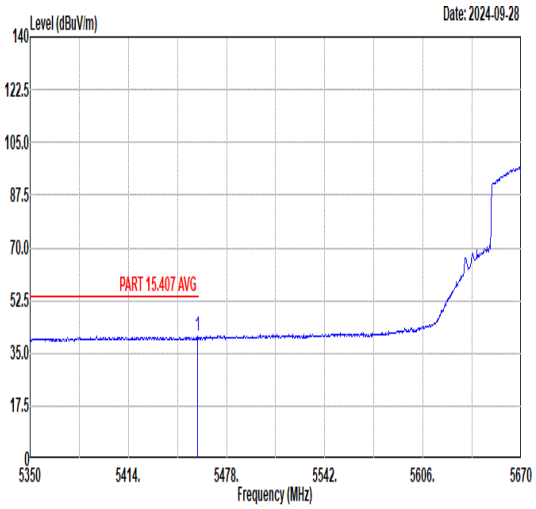 Freq Level Limit Line Margin Read Level Ant Factor Cable Loss Preamp Factor APos TPos Remark MHz dBuV/m dBuV/m dB dBuV dB/m dB dB cm deg 1 5459.12 40.48 54.00 -13.52 29.72 34.86 8.41 32.51 357 324 AVERAGE	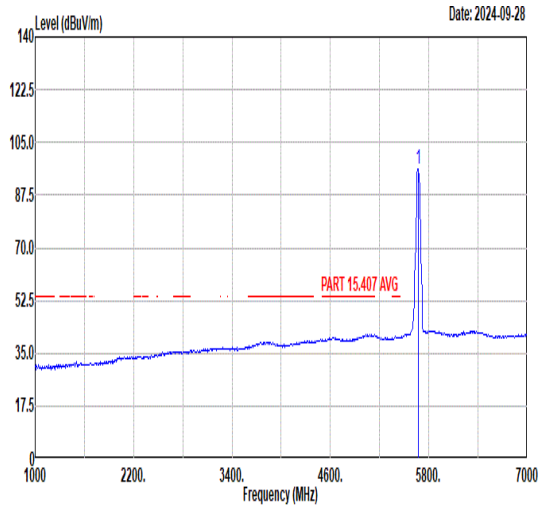 Freq Level Limit Line Margin Read Level Ant Factor Cable Loss Preamp Factor APos TPos Remark MHz dBuV/m dBuV/m dB dBuV dB/m dB dB cm deg 1 5670.00 96.12 ------ ------ 85.16 35.00 8.46 32.50 357 324 AVERAGE

Mode	24	
	Band Edge - R	
	U-NII-2C_5.47-5.725_802.11ax HE40_CH134_Full RU_5670MHz	
ANT	9+8	
Pol.	Vertical	Fundamental
Peak	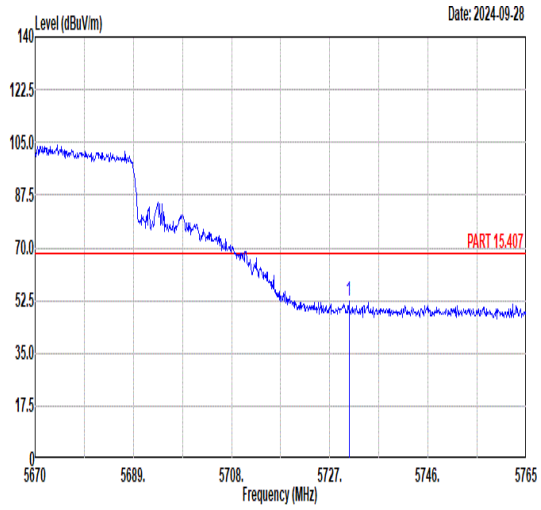 Freq Level Limit Line Margin Read Level Ant Factor Cable Loss Preamp Factor APos TPos Remark MHz dBuV/m dBuV/m dB dBuV dB/m dB dB cm deg 1 5730.71 52.08 68.30 -16.22 40.84 35.04 8.70 32.50 357 324 PEAK	Blank

Mode	24	
	Harmonic	
	U-NII-2C_5.47-5.725_802.11ax HE40_CH134_Full RU_5670MHz	
ANT	9+8	
Pol.	Horizontal	Vertical
Peak Avg	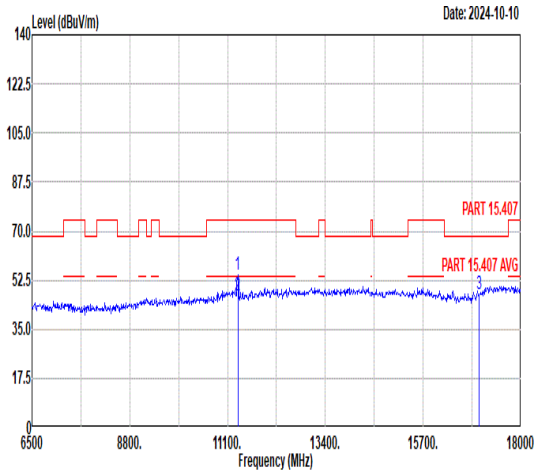 Freq Level Limit Line Margin Read Level Ant Factor Cable Loss Preamp Factor APos TPos Remark MHz dBuV/m dBuV/m dB dBuV dB/m dB dB cm deg 1 11340.00 54.22 74.00 -19.78 68.11 37.73 11.38 63.00 288 352 Peak 2 11340.00 47.12 54.00 -6.88 61.01 37.73 11.38 63.00 288 352 Average 3 17010.00 47.46 68.30 -20.84 59.53 39.92 13.12 65.11 -- -- Peak	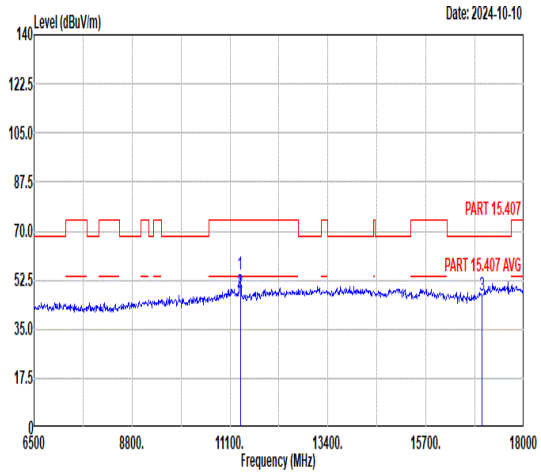 Freq Level Limit Line Margin Read Level Ant Factor Cable Loss Preamp Factor APos TPos Remark MHz dBuV/m dBuV/m dB dBuV dB/m dB dB cm deg 1 11340.00 54.40 74.00 -19.60 68.29 37.73 11.38 63.00 270 343 Peak 2 11340.00 47.92 54.00 -6.08 61.81 37.73 11.38 63.00 270 343 Average 3 17010.00 46.98 68.30 -21.32 59.05 39.92 13.12 65.11 -- -- Peak

Mode	25	
	Band Edge - L	
	U-NII-1_5.15-5.25_802.11ax HE80_CH42_Full RU_5210MHz	
ANT	9+8	
Pol.	Horizontal	Fundamental
Peak	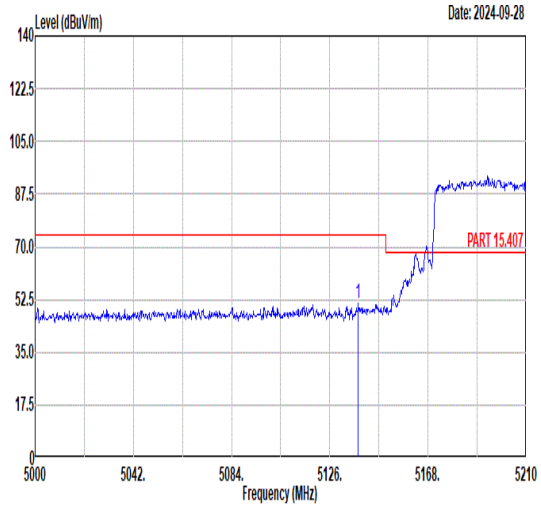 Freq Level Limit Line Margin Read Level Ant Factor Cable Loss Preamp Factor APos TPos Remark MHz dBuV/m dBuV/m dB dBuV dB/m dB dB cm deg 1 5138.18 51.31 74.00 -22.69 41.43 34.61 7.91 32.64 351 131 PEAK	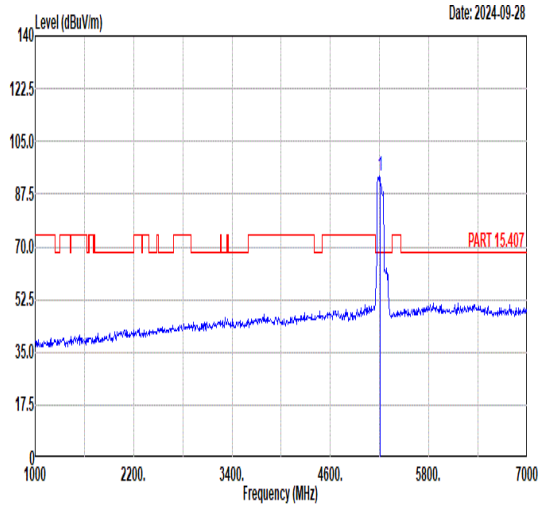 Freq Level Limit Line Margin Read Level Ant Factor Cable Loss Preamp Factor APos TPos Remark MHz dBuV/m dBuV/m dB dBuV dB/m dB dB cm deg 1 5210.00 93.26 ------ ------ 83.27 34.66 7.95 32.62 351 131 PEAK
Avg	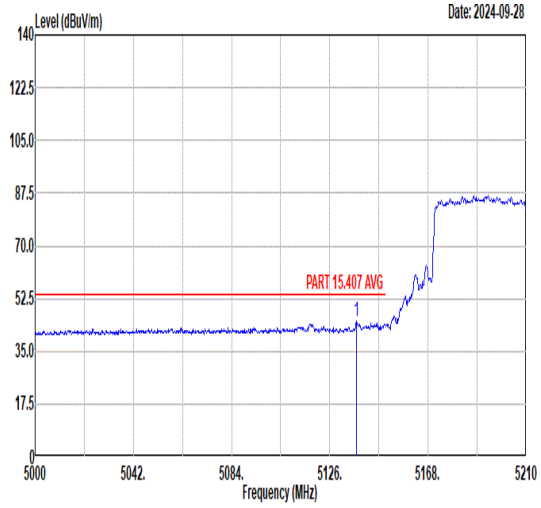 Freq Level Limit Line Margin Read Level Ant Factor Cable Loss Preamp Factor APos TPos Remark MHz dBuV/m dBuV/m dB dBuV dB/m dB dB cm deg 1 5137.34 45.07 54.00 -8.93 35.19 34.61 7.91 32.64 351 131 AVERAGE	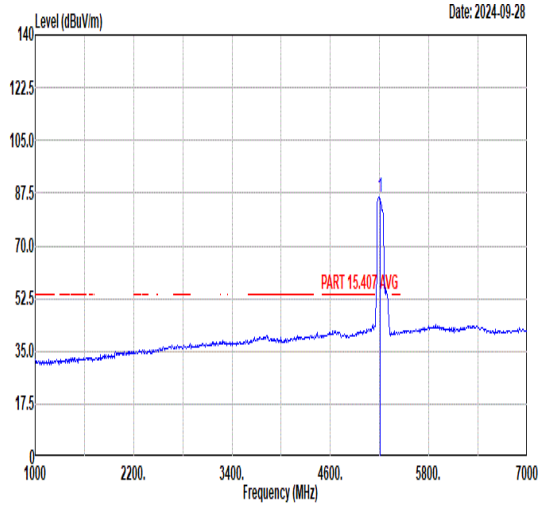 Freq Level Limit Line Margin Read Level Ant Factor Cable Loss Preamp Factor APos TPos Remark MHz dBuV/m dBuV/m dB dBuV dB/m dB dB cm deg 1 5210.00 86.09 ------ ------ 76.10 34.66 7.95 32.62 351 131 AVERAGE

Mode	25	
	Band Edge - R	
	U-NII-1_5.15-5.25_802.11ax HE80_CH42_Full RU_5210MHz	
ANT	9+8	
Pol.	Horizontal	Fundamental
Peak	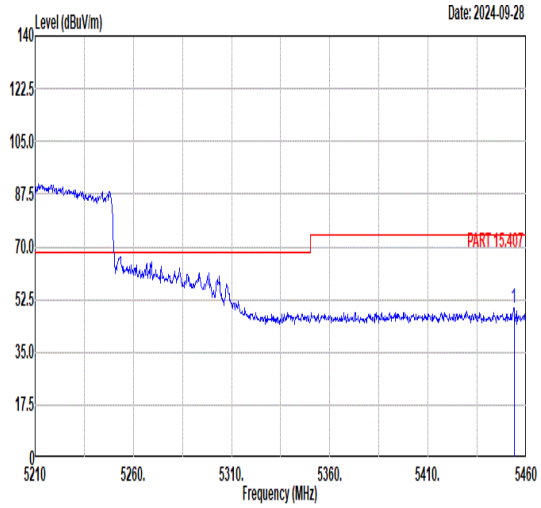 Freq Level Limit Line Margin Read Level Ant Factor Cable Loss Preamp Factor APos TPos Remark MHz dBuV/m dBuV/m dB dBuV dB/m dB dB cm deg 1 5453.75 49.64 74.00 -24.36 38.87 34.86 8.42 32.51 351 131 PEAK	Blank
Avg	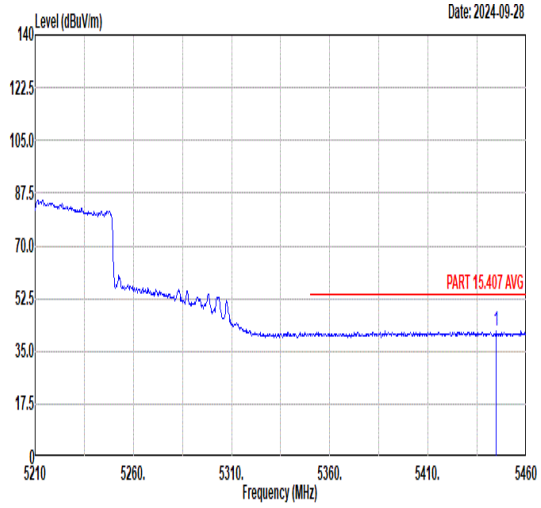 Freq Level Limit Line Margin Read Level Ant Factor Cable Loss Preamp Factor APos TPos Remark MHz dBuV/m dBuV/m dB dBuV dB/m dB dB cm deg 1 5444.75 41.91 54.00 -12.09 31.15 34.85 8.43 32.52 351 131 AVERAGE	Blank

Mode	25	
	Band Edge - L	
	U-NII-1_5.15-5.25_802.11ax HE80_CH42_Full RU_5210MHz	
ANT	9+8	
Pol.	Vertical	Fundamental
Peak	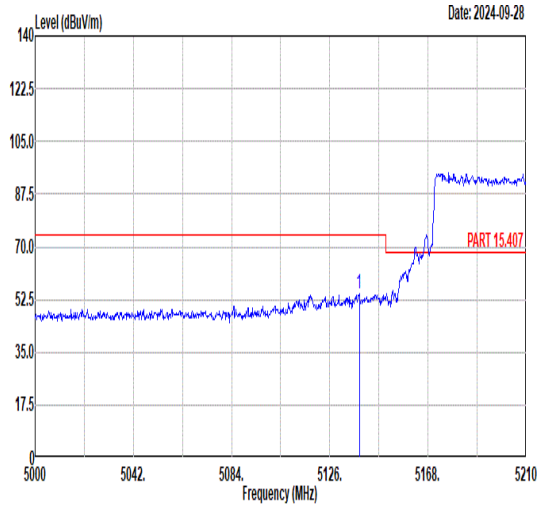 Freq Level Limit Line Margin Read Level Ant Factor Cable Loss Preamp Factor APos TPos Remark MHz dBuV/m dBuV/m dB dBuV dB/m dB dB cm deg 1 5138.60 54.17 74.00 -19.83 44.29 34.61 7.91 32.64 400 327 PEAK	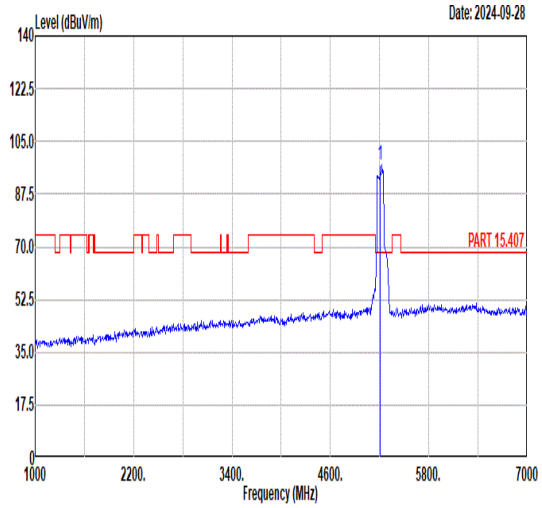 Freq Level Limit Line Margin Read Level Ant Factor Cable Loss Preamp Factor APos TPos Remark MHz dBuV/m dBuV/m dB dBuV dB/m dB dB cm deg 1 5210.00 97.16 ------ ------ 87.08 34.68 8.01 32.61 400 327 PEAK
Avg	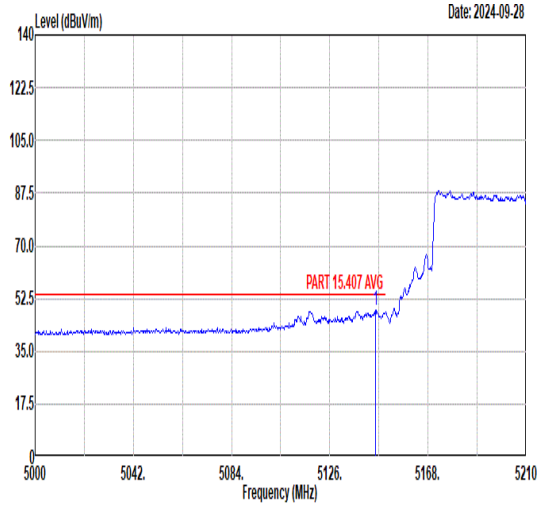 Freq Level Limit Line Margin Read Level Ant Factor Cable Loss Preamp Factor APos TPos Remark MHz dBuV/m dBuV/m dB dBuV dB/m dB dB cm deg 1 5145.53 48.61 54.00 -5.39 38.71 34.62 7.92 32.64 400 327 AVERAGE	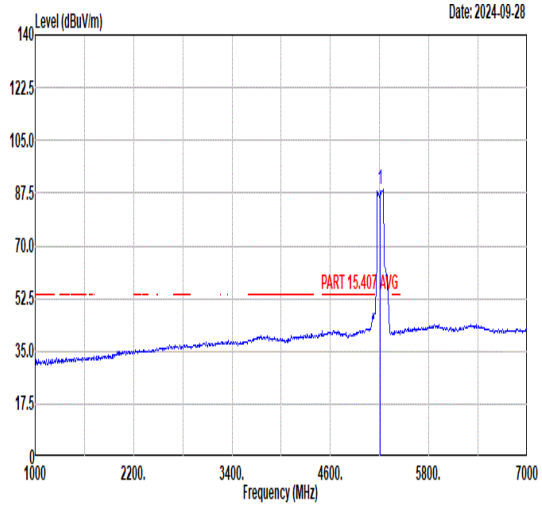 Freq Level Limit Line Margin Read Level Ant Factor Cable Loss Preamp Factor APos TPos Remark MHz dBuV/m dBuV/m dB dBuV dB/m dB dB cm deg 1 5210.00 88.67 ------ ------ 78.51 34.70 8.06 32.60 400 327 AVERAGE

Mode	25	
	Band Edge - R	
	U-NII-1_5.15-5.25_802.11ax HE80_CH42_Full RU_5210MHz	
ANT	9+8	
Pol.	Vertical	Fundamental
Peak	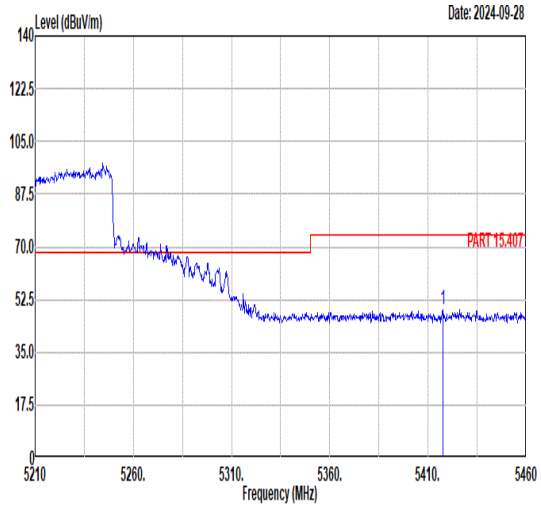 Freq Level Limit Line Margin Read Level Ant Factor Cable Loss Preamp Factor APos TPos Remark MHz dBuV/m dBuV/m dB dBuV dB/m dB dB cm deg 1 5417.50 48.94 74.00 -25.06 38.17 34.83 8.47 32.53 400 327 PEAK	Blank
Avg	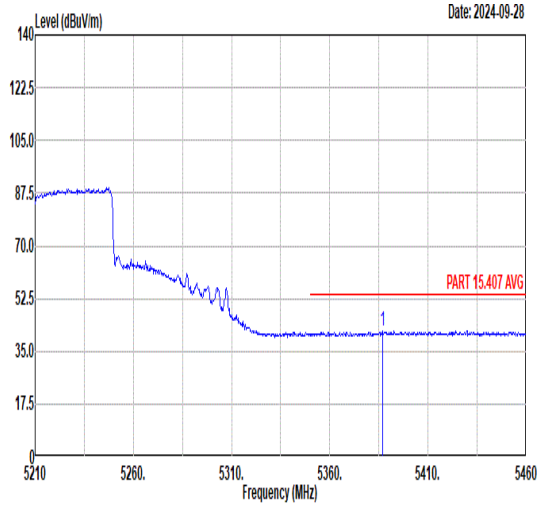 Freq Level Limit Line Margin Read Level Ant Factor Cable Loss Preamp Factor APos TPos Remark MHz dBuV/m dBuV/m dB dBuV dB/m dB dB cm deg 1 5387.00 41.79 54.00 -12.21 31.09 34.81 8.43 32.54 400 327 AVERAGE	Blank

Mode	25	
	Harmonic	
	U-NII-1_5.15-5.25_802.11ax HE80_CH42_Full RU_5210MHz	
ANT	9+8	
Pol.	Horizontal	Vertical
Peak Avg	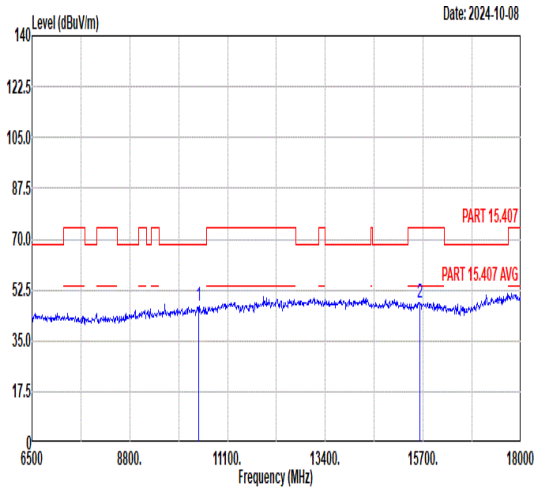 Freq Level Limit Line Margin Read Level Ant Factor Cable Loss Preamp Factor APos TPos Remark MHz dBuV/m dBuV/m dB dBuV dB/m dB dB cm deg 1 10420.00 47.05 68.30 -21.25 63.60 37.40 10.77 64.72 -- -- Peak 2 15630.00 47.84 74.00 -26.16 59.68 39.00 12.72 63.56 -- -- Peak	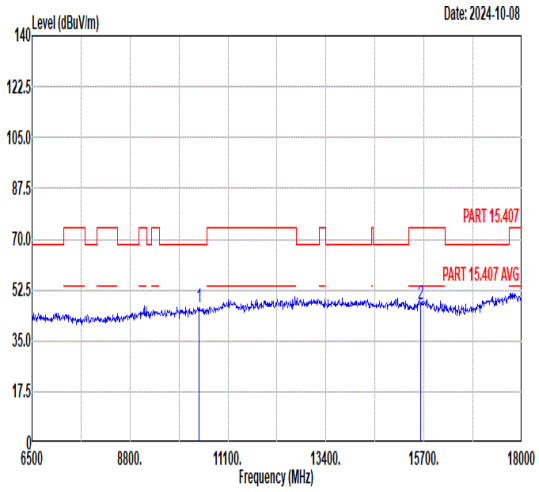 Freq Level Limit Line Margin Read Level Ant Factor Cable Loss Preamp Factor APos TPos Remark MHz dBuV/m dBuV/m dB dBuV dB/m dB dB cm deg 1 10420.00 46.29 68.30 -22.01 62.84 37.40 10.77 64.72 -- -- Peak 2 15630.00 47.57 74.00 -26.43 59.41 39.00 12.72 63.56 -- -- Peak

Mode	26	
	Band Edge - L	
	U-NII-2A_5.25-5.35_802.11ax HE80_CH58_Full RU_5290MHz	
ANT	9+8	
Pol.	Horizontal	Fundamental
Peak	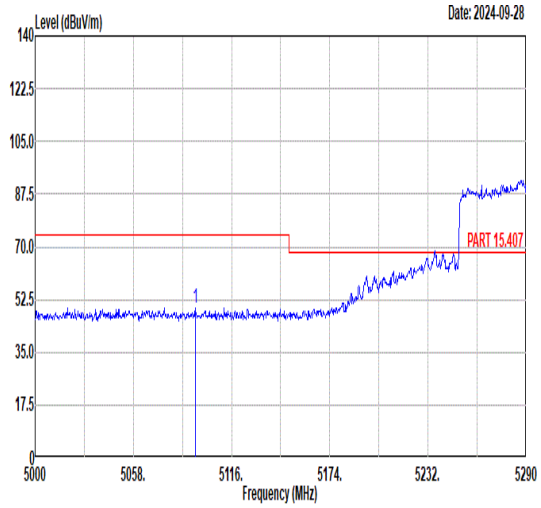 Freq Level Limit Line Margin Read Level Ant Factor Cable Loss Preamp Factor APos TPos Remark MHz dBuV/m dBuV/m dB dBuV dB/m dB dB cm deg 1 5094.54 49.90 74.00 -24.10 40.10 34.58 7.88 32.66 347 130 PEAK	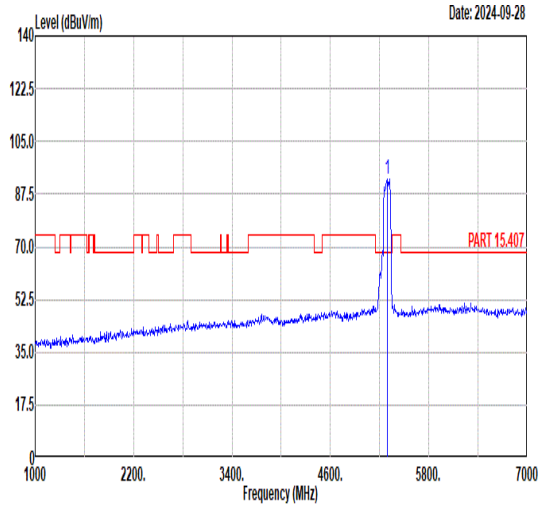 Freq Level Limit Line Margin Read Level Ant Factor Cable Loss Preamp Factor APos TPos Remark MHz dBuV/m dBuV/m dB dBuV dB/m dB dB cm deg 1 5290.00 92.52 ------ ------ 82.18 34.74 8.18 32.58 347 130 PEAK
Avg	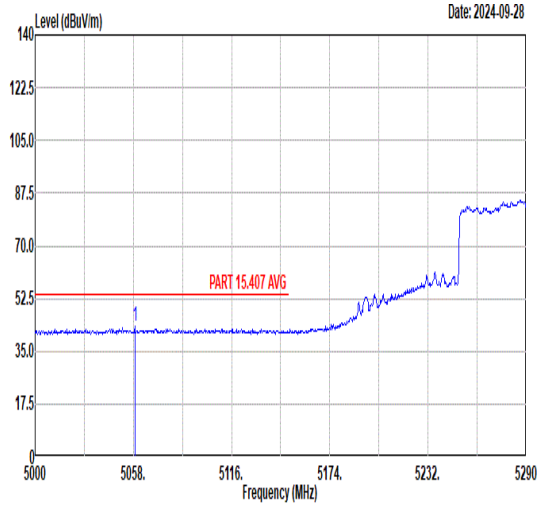 Freq Level Limit Line Margin Read Level Ant Factor Cable Loss Preamp Factor APos TPos Remark MHz dBuV/m dBuV/m dB dBuV dB/m dB dB cm deg 1 5058.87 43.18 54.00 -10.82 33.45 34.55 7.86 32.68 347 130 AVERAGE	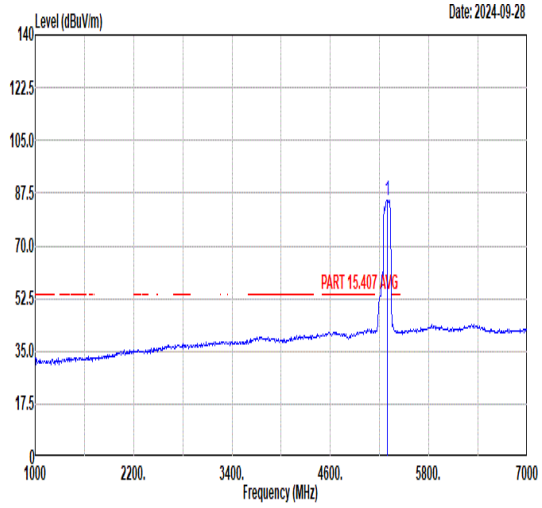 Freq Level Limit Line Margin Read Level Ant Factor Cable Loss Preamp Factor APos TPos Remark MHz dBuV/m dBuV/m dB dBuV dB/m dB dB cm deg 1 5290.00 85.01 ------ ------ 74.58 34.75 8.25 32.57 347 130 AVERAGE

Mode	26	
	Band Edge - R	
	U-NII-2A_5.25-5.35_802.11ax HE80_CH58_Full RU_5290MHz	
ANT	9+8	
Pol.	Horizontal	Fundamental
Peak	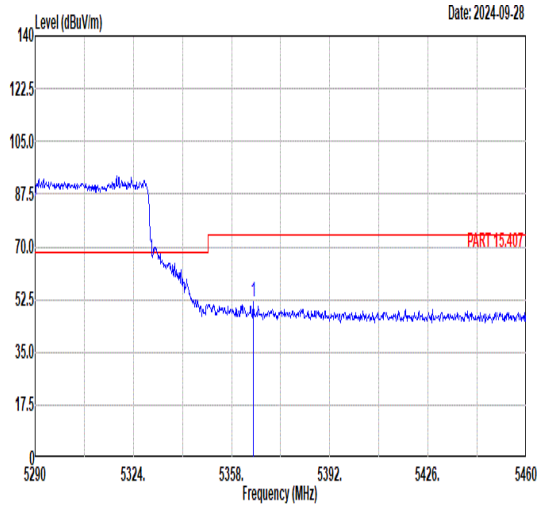 Freq Level Limit Line Margin Read Level Ant Factor Cable Loss Preamp Factor APos TPos Remark MHz dBuV/m dBuV/m dB dBuV dB/m dB dB cm deg 1 5365.65 51.58 74.00 -22.42 40.97 34.79 8.37 32.55 347 130 PEAK	Blank
Avg	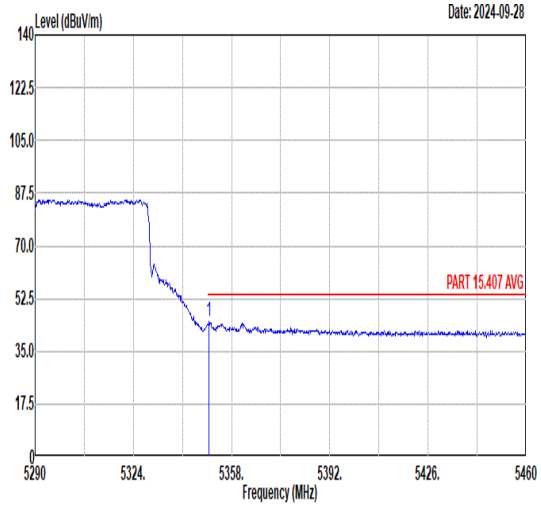 Freq Level Limit Line Margin Read Level Ant Factor Cable Loss Preamp Factor APos TPos Remark MHz dBuV/m dBuV/m dB dBuV dB/m dB dB cm deg 1 5350.18 45.10 54.00 -8.90 34.55 34.78 8.33 32.56 347 130 AVERAGE	Blank

Mode	26	
	Band Edge - L	
	U-NII-2A_5.25-5.35_802.11ax HE80_CH58_Full RU_5290MHz	
ANT	9+8	
Pol.	Vertical	Fundamental
Peak	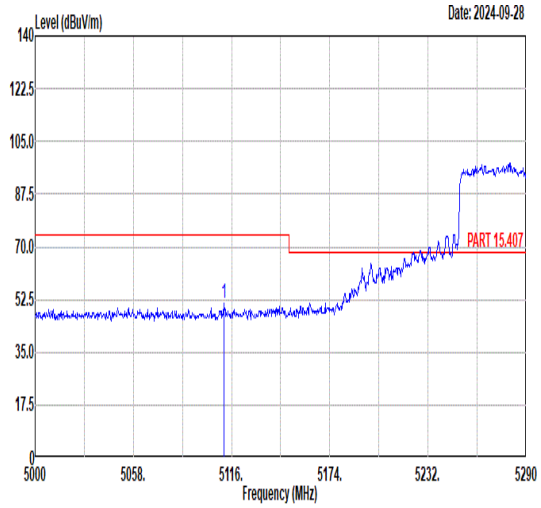 Freq Level Limit Line Margin Read Level Ant Factor Cable Loss Preamp Factor APos TPos Remark MHz dBuV/m dBuV/m dB dBuV dB/m dB dB cm deg 1 5111.36 51.01 74.00 -22.99 41.19 34.59 7.89 32.66 200 285 PEAK	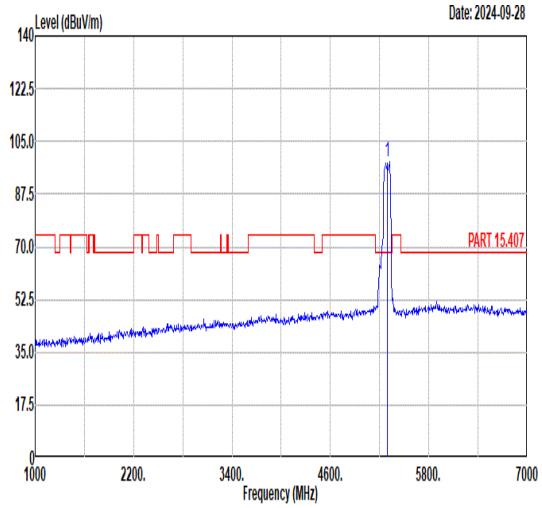 Freq Level Limit Line Margin Read Level Ant Factor Cable Loss Preamp Factor APos TPos Remark MHz dBuV/m dBuV/m dB dBuV dB/m dB dB cm deg 1 5290.00 98.19 ------ ------ 87.76 34.75 8.25 32.57 200 285 PEAK
Avg	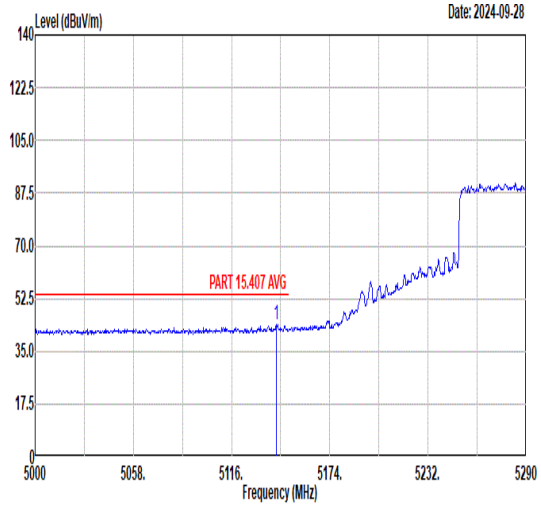 Freq Level Limit Line Margin Read Level Ant Factor Cable Loss Preamp Factor APos TPos Remark MHz dBuV/m dBuV/m dB dBuV dB/m dB dB cm deg 1 5142.39 44.01 54.00 -9.99 34.12 34.62 7.91 32.64 200 285 AVERAGE	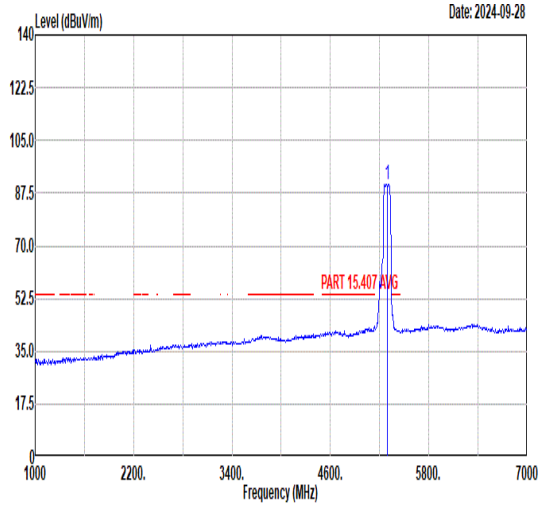 Freq Level Limit Line Margin Read Level Ant Factor Cable Loss Preamp Factor APos TPos Remark MHz dBuV/m dBuV/m dB dBuV dB/m dB dB cm deg 1 5290.00 90.49 ------ ------ 80.08 34.75 8.23 32.57 200 285 AVERAGE

Mode	26	
	Band Edge - R	
	U-NII-2A_5.25-5.35_802.11ax HE80_CH58_Full RU_5290MHz	
ANT	9+8	
Pol.	Vertical	Fundamental
Peak	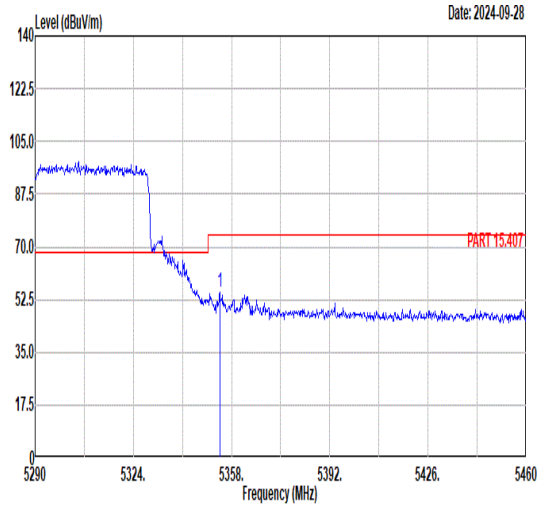 Freq Level Limit Line Margin Read Level Ant Factor Cable Loss Preamp Factor APos TPos Remark MHz dBuV/m dBuV/m dB dBuV dB/m dB dB cm deg 1 5353.92 54.99 74.00 -19.01 44.43 34.78 8.34 32.56 200 285 PEAK	Blank
Avg	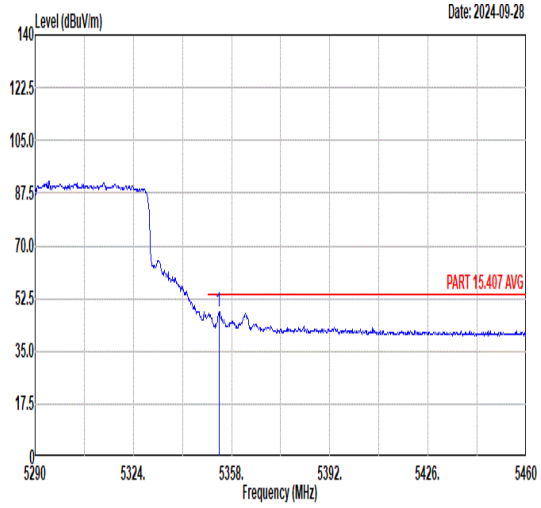 Freq Level Limit Line Margin Read Level Ant Factor Cable Loss Preamp Factor APos TPos Remark MHz dBuV/m dBuV/m dB dBuV dB/m dB dB cm deg 1 5353.58 48.25 54.00 -5.75 37.69 34.78 8.34 32.56 200 285 AVERAGE	Blank

Mode	26	
	Harmonic	
	U-NII-2A_5.25-5.35_802.11ax HE80_CH58_Full RU_5290MHz	
ANT	9+8	
Pol.	Horizontal	Vertical
Peak Avg	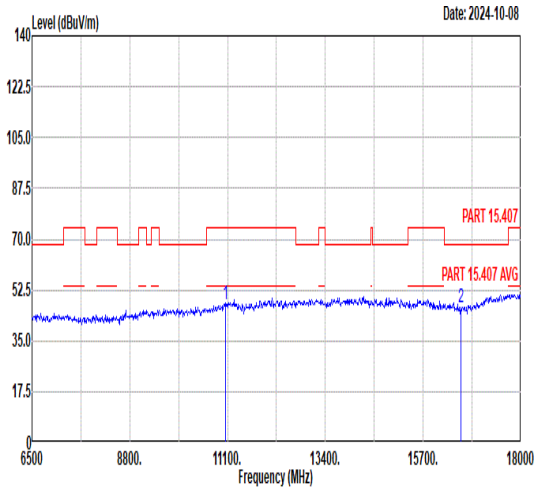 Freq Level Limit Line Margin Read Level Ant Factor Cable Loss Preamp Factor APos TPos Remark MHz dBuV/m dBuV/m dB dBuV dB/m dB dB cm deg 1 11060.00 47.52 74.00 -26.48 61.81 37.63 11.24 63.16 -- -- Peak 2 16590.00 46.59 68.30 -21.71 59.17 39.57 12.95 65.10 -- -- Peak	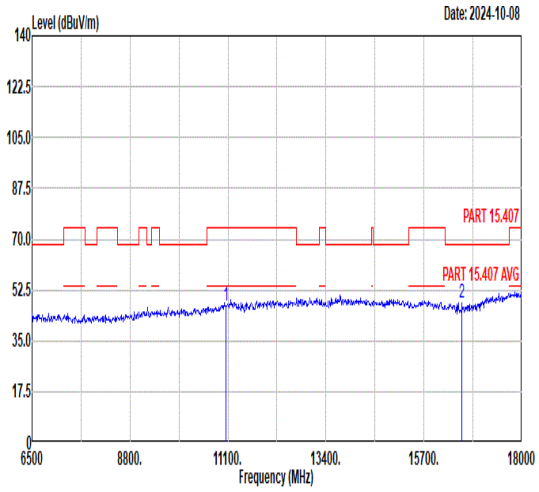 Freq Level Limit Line Margin Read Level Ant Factor Cable Loss Preamp Factor APos TPos Remark MHz dBuV/m dBuV/m dB dBuV dB/m dB dB cm deg 1 11060.00 46.89 74.00 -27.11 61.18 37.63 11.24 63.16 -- -- Peak 2 16590.00 48.12 68.30 -20.18 60.70 39.57 12.95 65.10 -- -- Peak

Mode	27	
	Band Edge - L	
	U-NII-2C_5.47-5.725_802.11ax HE80_CH106_Full RU_5530MHz	
ANT	9+8	
Pol.	Horizontal	Fundamental
Peak	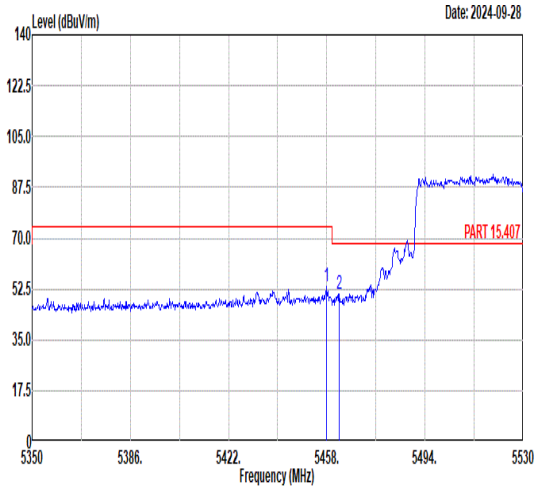 Freq Level Limit Line Margin Read Level Ant Factor Cable Loss Preamp Factor APos TPos Remark MHz dBuV/m dBuV/m dB dBuV dB/m dB dB cm deg 1 5458.00 53.19 74.00 -20.81 42.43 34.86 8.41 32.51 130 141 PEAK 2 5462.68 50.92 68.30 -17.38 40.15 34.87 8.41 32.51 130 141 PEAK	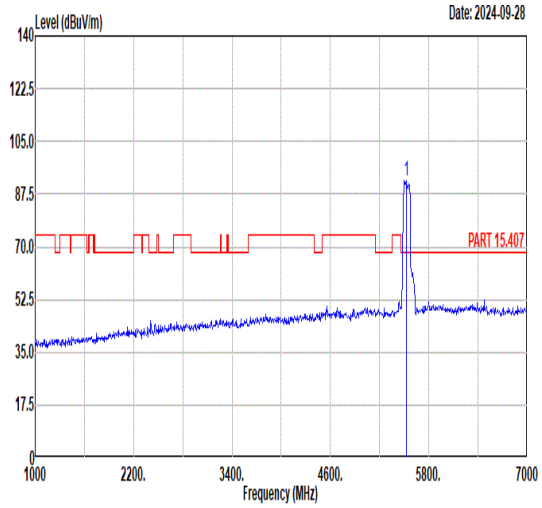 Freq Level Limit Line Margin Read Level Ant Factor Cable Loss Preamp Factor APos TPos Remark MHz dBuV/m dBuV/m dB dBuV dB/m dB dB cm deg 1 5530.00 92.17 ------ ------ 81.42 34.89 8.36 32.50 130 141 PEAK
Avg	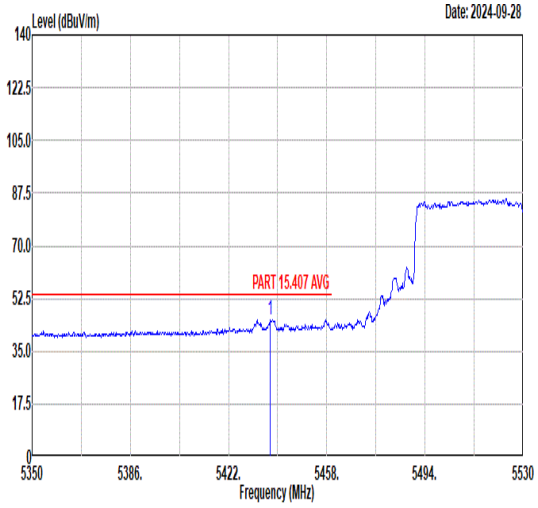 Freq Level Limit Line Margin Read Level Ant Factor Cable Loss Preamp Factor APos TPos Remark MHz dBuV/m dBuV/m dB dBuV dB/m dB dB cm deg 1 5437.30 45.56 54.00 -8.44 34.79 34.85 8.44 32.52 130 141 AVERAGE	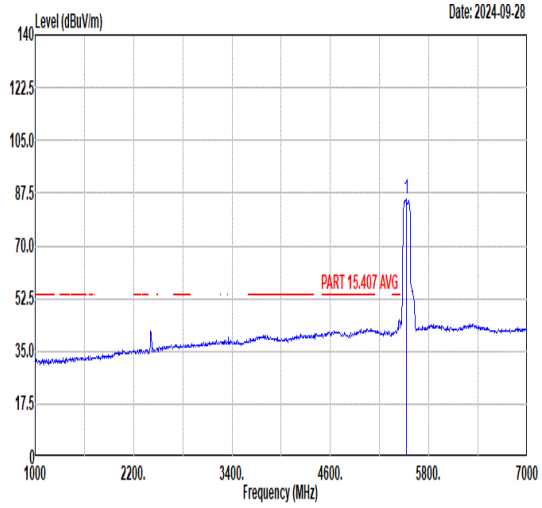 Freq Level Limit Line Margin Read Level Ant Factor Cable Loss Preamp Factor APos TPos Remark MHz dBuV/m dBuV/m dB dBuV dB/m dB dB cm deg 1 5530.00 85.70 ------ ------ 74.97 34.91 8.32 32.50 130 141 AVERAGE

Mode	27	
	Band Edge - R	
	U-NII-2C_5.47-5.725_802.11ax HE80_CH106_Full RU_5530MHz	
ANT	9+8	
Pol.	Horizontal	Fundamental
Peak	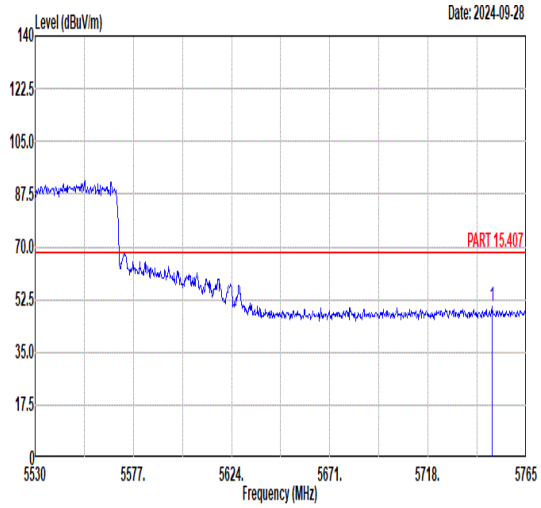 Freq Level Limit Line Margin Read Level Ant Factor Cable Loss Preamp Factor APos TPos Remark MHz dBuV/m dBuV/m dB dBuV dB/m dB dB cm deg 1 5748.55 50.18 68.30 -18.12 38.87 35.05 8.76 32.50 130 141 PEAK	Blank

Mode	27	
	Band Edge - L	
	U-NII-2C_5.47-5.725_802.11ax HE80_CH106_Full RU_5530MHz	
ANT	9+8	
Pol.	Vertical	Fundamental
Peak	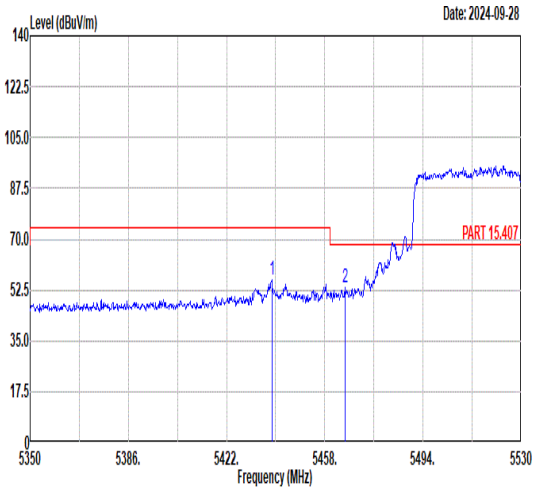 Freq Level Limit Line Margin Read Level Ant Factor Cable Loss Preamp Factor APos TPos Remark MHz dBuV/m dBuV/m dB dBuV dB/m dB dB cm deg 1 5438.56 55.94 74.00 -18.06 45.17 34.85 8.44 32.52 200 251 PEAK 2 5465.56 53.24 68.30 -15.06 42.48 34.87 8.40 32.51 200 251 PEAK	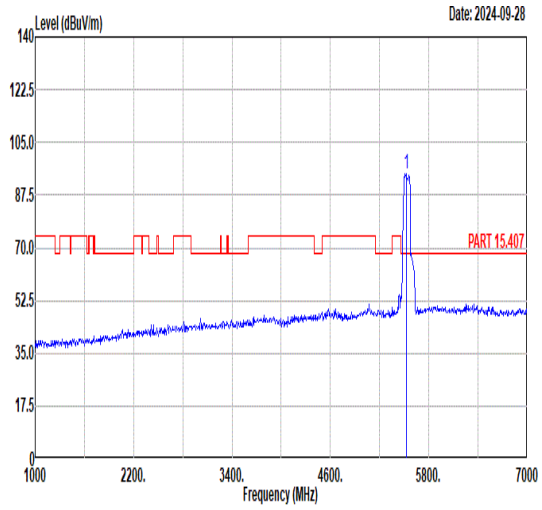 Freq Level Limit Line Margin Read Level Ant Factor Cable Loss Preamp Factor APos TPos Remark MHz dBuV/m dBuV/m dB dBuV dB/m dB dB cm deg 1 5530.00 94.64 ------ ------ 83.91 34.91 8.32 32.50 200 251 PEAK
Avg	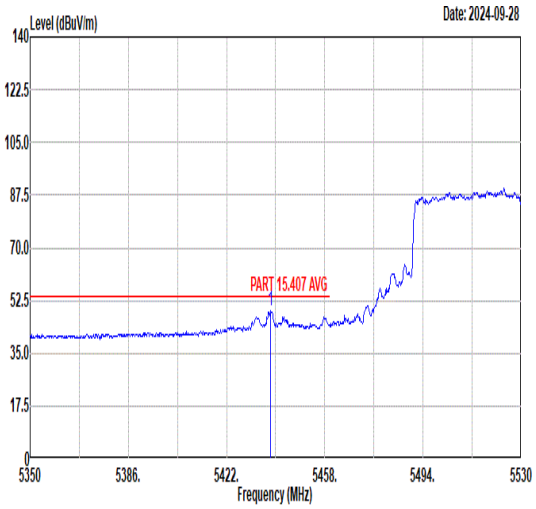 Freq Level Limit Line Margin Read Level Ant Factor Cable Loss Preamp Factor APos TPos Remark MHz dBuV/m dBuV/m dB dBuV dB/m dB dB cm deg 1 5438.20 48.97 54.00 -5.03 38.20 34.85 8.44 32.52 200 251 AVERAGE	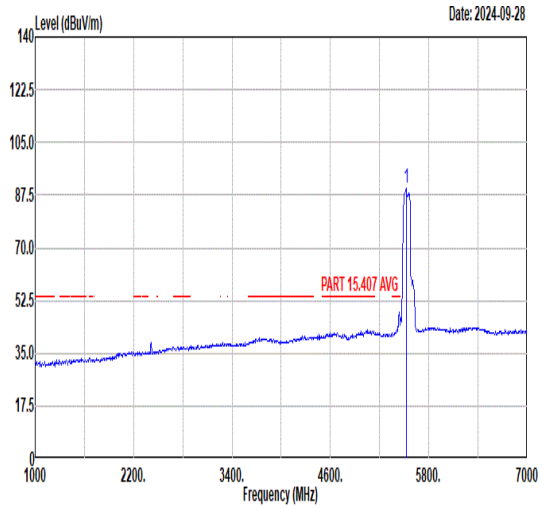 Freq Level Limit Line Margin Read Level Ant Factor Cable Loss Preamp Factor APos TPos Remark MHz dBuV/m dBuV/m dB dBuV dB/m dB dB cm deg 1 5530.00 89.59 ------ ------ 78.86 34.91 8.32 32.50 200 251 AVERAGE

Mode	27	
	Band Edge - R	
	U-NII-2C_5.47-5.725_802.11ax HE80_CH106_Full RU_5530MHz	
ANT	9+8	
Pol.	Vertical	Fundamental
Peak	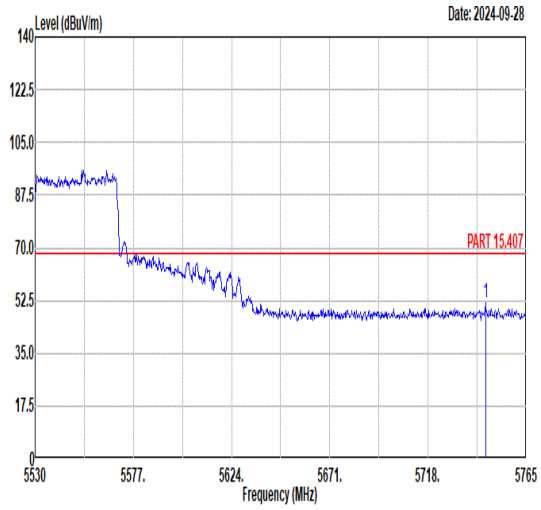 Freq Level Limit Line Margin Read Level Ant Factor Cable Loss Preamp Factor APos TPos Remark MHz dBuV/m dBuV/m dB dBuV dB/m dB dB cm deg 1 5745.50 51.90 68.30 -16.40 40.60 35.05 8.75 32.50 200 251 PEAK	Blank

Mode	27	
	Harmonic	
	U-NII-2C_5.47-5.725_802.11ax HE80_CH106_Full RU_5530MHz	
ANT	9+8	
Pol.	Horizontal	Vertical
Peak Avg	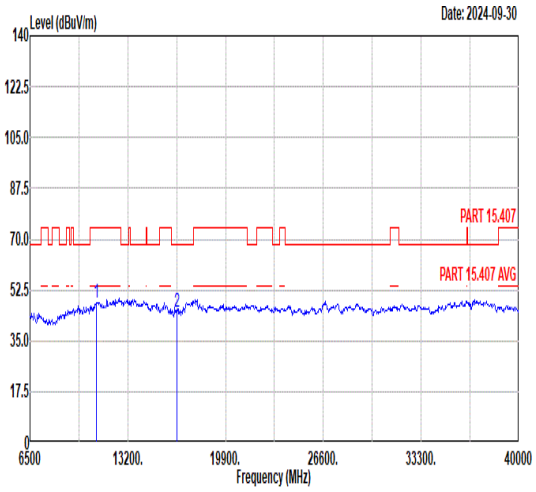 Freq Level Limit Line Margin Read Level Ant Factor Cable Loss Preamp Factor APos TPos Remark MHz dBuV/m dBuV/m dB dBuV dB/m dB dB cm deg 1 11060.00 47.81 74.00 -26.19 62.10 37.63 11.24 63.16 -- -- Peak 2 16590.00 45.03 68.30 -23.27 57.61 39.57 12.95 65.10 -- -- Peak	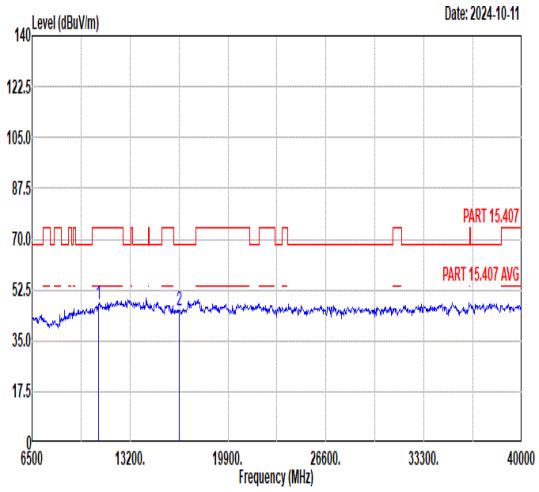 Freq Level Limit Line Margin Read Level Ant Factor Cable Loss Preamp Factor APos TPos Remark MHz dBuV/m dBuV/m dB dBuV dB/m dB dB cm deg 1 11060.00 47.77 74.00 -26.23 62.06 37.63 11.24 63.16 -- -- Peak 2 16590.00 45.45 68.30 -22.85 58.03 39.57 12.95 65.10 -- -- Peak

Mode	28	
	Band Edge - L	
	U-NII-2C_5.47-5.725_802.11ax HE80_CH122_Full RU_5610MHz	
ANT	9+8	
Pol.	Horizontal	Fundamental
Peak	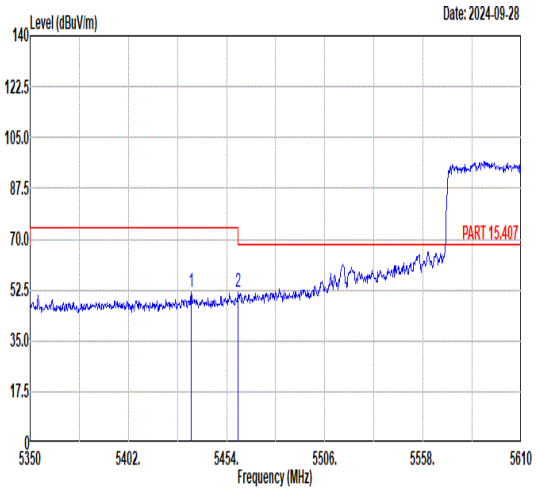 Freq Level Limit Line Margin Read Level Ant Factor Cable Loss Preamp Factor APos TPos Remark MHz dBuV/m dBuV/m dB dBuV dB/m dB dB cm deg 1 5435.28 51.95 74.00 -22.05 41.18 34.85 8.44 32.52 100 137 PEAK 2 5460.24 51.60 68.30 -16.70 40.84 34.86 8.41 32.51 100 137 PEAK	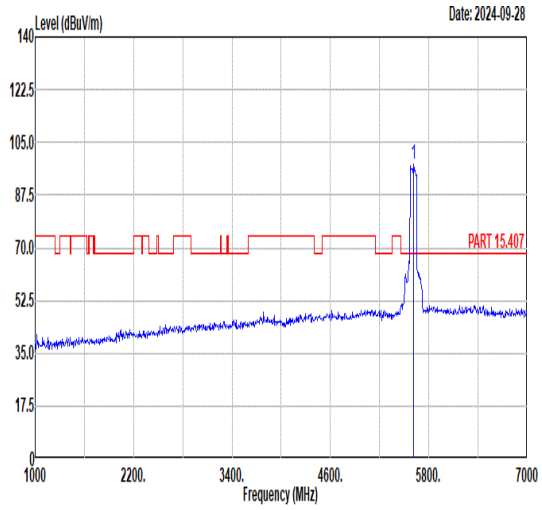 Freq Level Limit Line Margin Read Level Ant Factor Cable Loss Preamp Factor APos TPos Remark MHz dBuV/m dBuV/m dB dBuV dB/m dB dB cm deg 1 5610.00 97.64 ------ ------ 86.91 34.97 8.26 32.50 100 137 PEAK
Avg	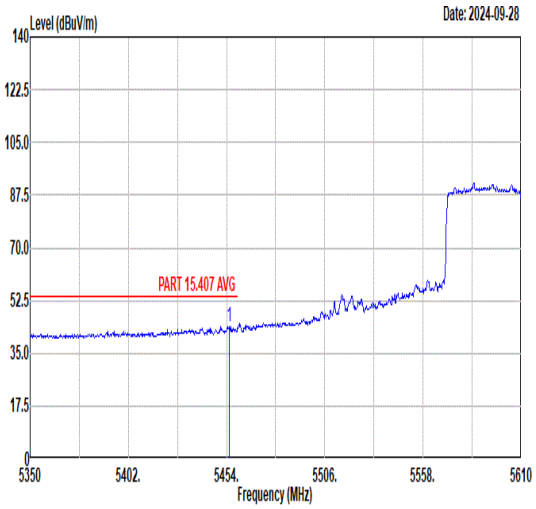 Freq Level Limit Line Margin Read Level Ant Factor Cable Loss Preamp Factor APos TPos Remark MHz dBuV/m dBuV/m dB dBuV dB/m dB dB cm deg 1 5455.56 44.06 54.00 -9.94 33.29 34.86 8.42 32.51 100 137 AVERAGE	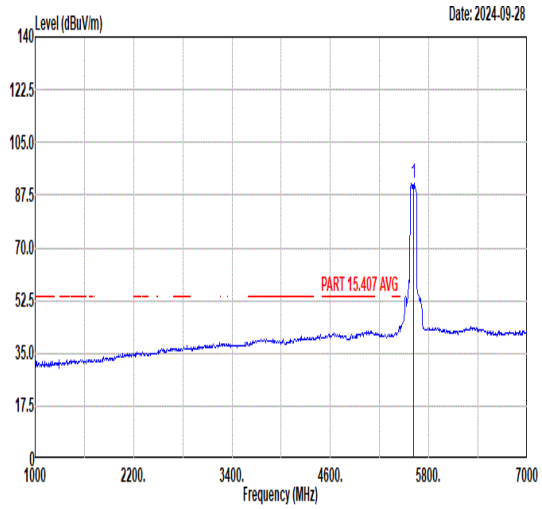 Freq Level Limit Line Margin Read Level Ant Factor Cable Loss Preamp Factor APos TPos Remark MHz dBuV/m dBuV/m dB dBuV dB/m dB dB cm deg 1 5610.00 91.36 ------ ------ 80.58 34.97 8.31 32.50 100 137 AVERAGE

Mode	28	
	Band Edge - R	
	U-NII-2C_5.47-5.725_802.11ax HE80_CH122_Full RU_5610MHz	
ANT	9+8	
Pol.	Horizontal	Fundamental
Peak	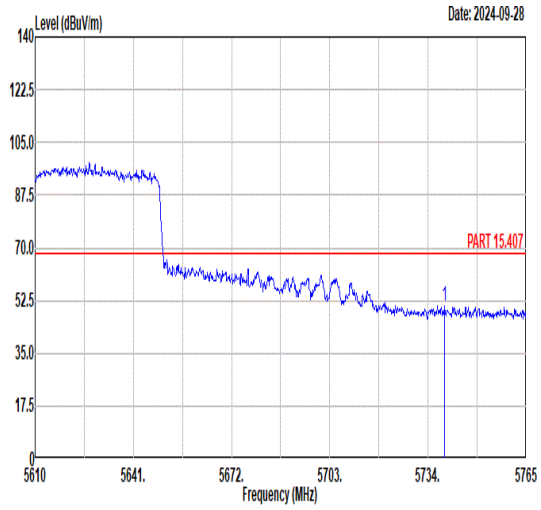 Freq Level Limit Line Margin Read Level Ant Factor Cable Loss Preamp Factor APos TPos Remark MHz dBuV/m dBuV/m dB dBuV dB/m dB dB cm deg 1 5739.12 50.74 68.30 -17.56 39.47 35.04 8.73 32.50 100 137 PEAK	Blank

Mode	28	
	Band Edge - L	
	U-NII-2C_5.47-5.725_802.11ax HE80_CH122_Full RU_5610MHz	
ANT	9+8	
Pol.	Vertical	Fundamental
Peak	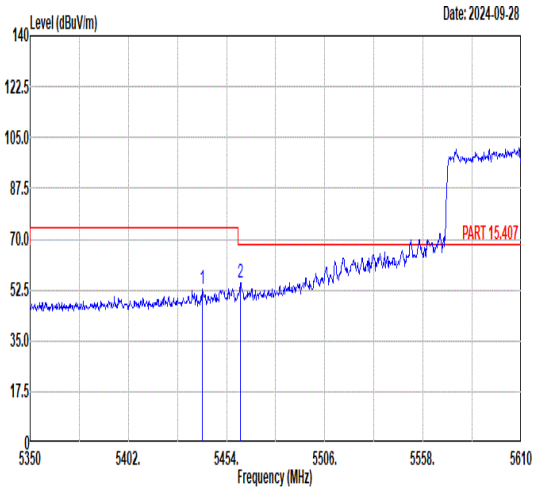 Freq Level Limit Line Margin Read Level Ant Factor Cable Loss Preamp Factor APos TPos Remark MHz dBuV/m dBuV/m dB dBuV dB/m dB dB cm deg 1 5441.26 52.98 74.00 -21.02 42.22 34.85 8.43 32.52 300 283 PEAK 2 5461.28 55.13 68.30 -13.17 44.36 34.87 8.41 32.51 300 283 PEAK	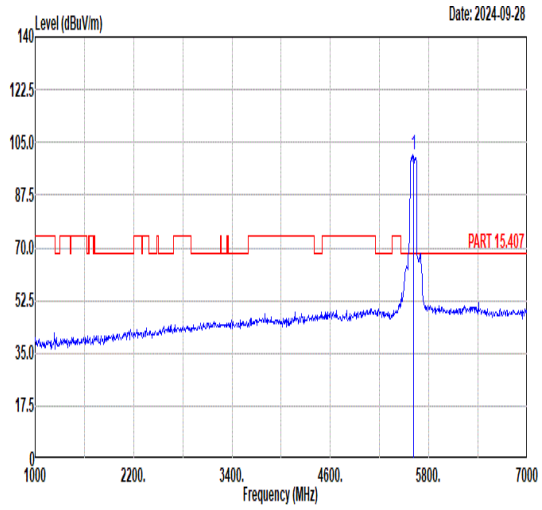 Freq Level Limit Line Margin Read Level Ant Factor Cable Loss Preamp Factor APos TPos Remark MHz dBuV/m dBuV/m dB dBuV dB/m dB dB cm deg 1 5610.00 100.73 ------ ------ 90.03 34.96 8.24 32.50 300 283 PEAK
Avg	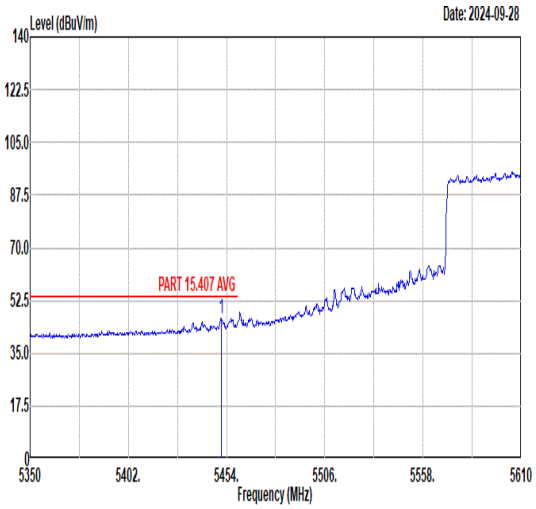 Freq Level Limit Line Margin Read Level Ant Factor Cable Loss Preamp Factor APos TPos Remark MHz dBuV/m dBuV/m dB dBuV dB/m dB dB cm deg 1 5451.40 46.56 54.00 -7.44 35.80 34.86 8.42 32.52 300 283 AVERAGE	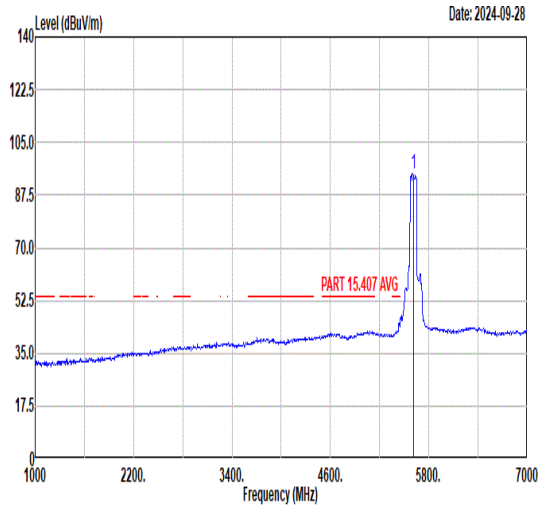 Freq Level Limit Line Margin Read Level Ant Factor Cable Loss Preamp Factor APos TPos Remark MHz dBuV/m dBuV/m dB dBuV dB/m dB dB cm deg 1 5610.00 94.82 ------ ------ 84.12 34.96 8.24 32.50 300 283 AVERAGE

Mode	28	
	Band Edge - R	
	U-NII-2C_5.47-5.725_802.11ax HE80_CH122_Full RU_5610MHz	
ANT	9+8	
Pol.	Vertical	Fundamental
Peak	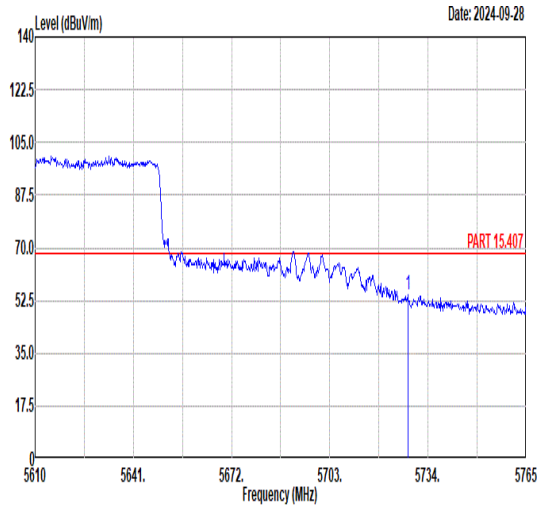 Freq Level Limit Line Margin Read Level Ant Factor Cable Loss Preamp Factor APos TPos Remark MHz dBuV/m dBuV/m dB dBuV dB/m dB dB cm deg 1 5727.65 54.19 68.30 -14.11 42.97 35.04 8.68 32.50 300 283 PEAK	Blank

Mode	28	
	Harmonic	
	U-NII-2C_5.47-5.725_802.11ax HE80_CH122_Full RU_5610MHz	
ANT	9+8	
Pol.	Horizontal	Vertical
Peak Avg	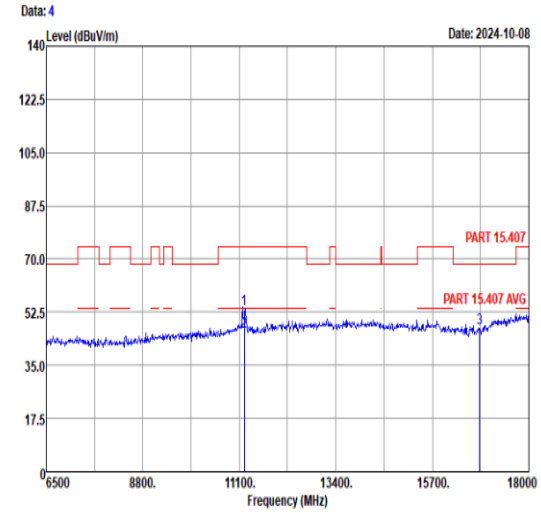 Freq Level Over Limit Limit Line ReadAntenna Level Cable Loss Preamp Factor A/Pos T/Pos Remark MHz dBuV/m dB dBuV/m dBuV dB/m dB dB cm deg 1 11220.00 53.36 -20.64 74.00 67.42 37.69 11.32 63.07 270 346 Peak 2 11220.00 46.19 -7.81 54.00 60.25 37.69 11.32 63.07 270 346 Average 3 16830.00 47.17 -21.13 68.30 59.46 39.76 13.05 65.10 --- --- Peak	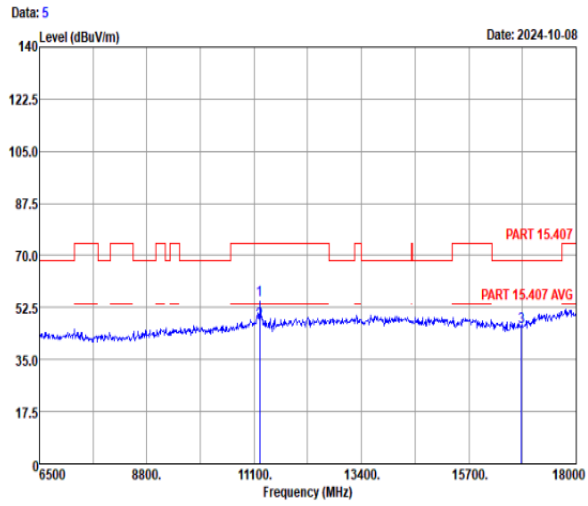 Freq Level Over Limit Limit Line ReadAntenna Level Cable Loss Preamp Factor A/Pos T/Pos Remark MHz dBuV/m dB dBuV/m dBuV dB/m dB dB cm deg 1 11220.00 54.89 -19.11 74.00 68.95 37.69 11.32 63.07 278 340 Peak 2 11220.00 47.63 -6.37 54.00 61.69 37.69 11.32 63.07 278 340 Average 3 16830.00 46.16 -22.14 68.30 58.45 39.76 13.05 65.10 --- --- Peak

Mode	29	
	Band Edge - L	
	U-NII-2A_5.25-5.35_802.11ax HE160_CH50_Full RU_5250MHz	
ANT	9+8	
Pol.	Horizontal	Fundamental
Peak	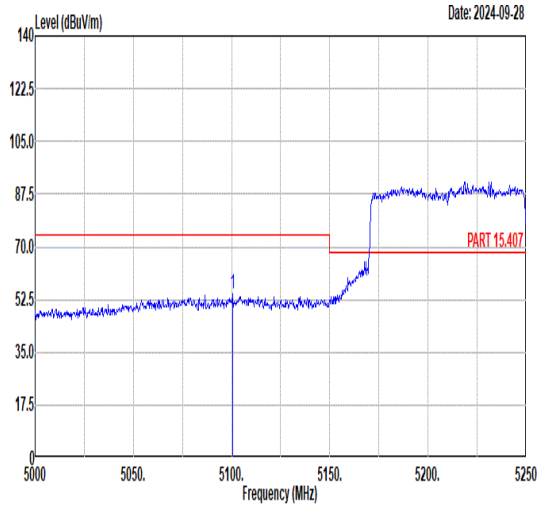 Freq Level Limit Line Margin Read Level Ant Factor Cable Loss Preamp Factor APos TPos Remark MHz dBuV/m dBuV/m dB dBuV dB/m dB dB cm deg 1 5100.50 54.45 74.00 -19.55 44.64 34.58 7.89 32.66 161 121 PEAK	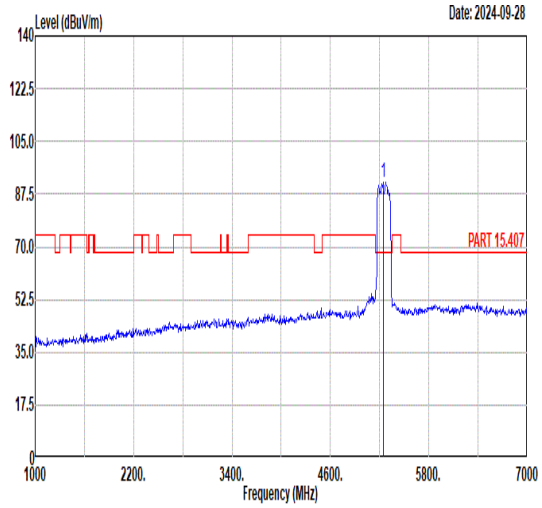 Freq Level Limit Line Margin Read Level Ant Factor Cable Loss Preamp Factor APos TPos Remark MHz dBuV/m dBuV/m dB dBuV dB/m dB dB cm deg 1 5250.00 91.44 ------ ------ 81.31 34.69 8.04 32.60 161 121 PEAK
Avg	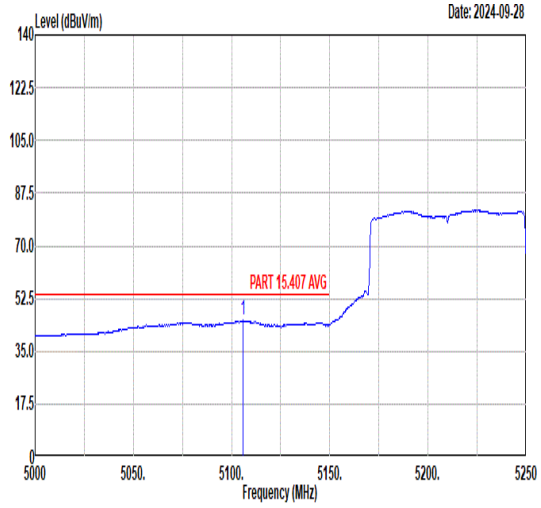 Freq Level Limit Line Margin Read Level Ant Factor Cable Loss Preamp Factor APos TPos Remark MHz dBuV/m dBuV/m dB dBuV dB/m dB dB cm deg 1 5106.00 45.21 54.00 -8.79 35.39 34.59 7.89 32.66 161 121 AVERAGE	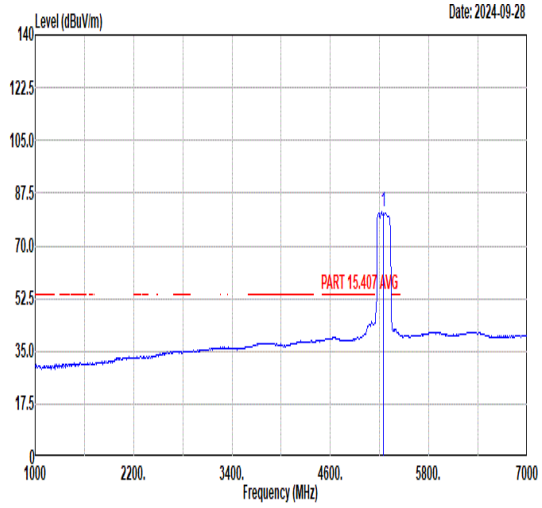 Freq Level Limit Line Margin Read Level Ant Factor Cable Loss Preamp Factor APos TPos Remark MHz dBuV/m dBuV/m dB dBuV dB/m dB dB cm deg 1 5250.00 81.40 ------ ------ 71.34 34.68 7.99 32.61 161 121 AVERAGE

Mode	29	
	Band Edge - R	
	U-NII-2A_5.25-5.35_802.11ax HE160_CH50_Full RU_5250MHz	
ANT	9+8	
Pol.	Horizontal	Fundamental
Peak	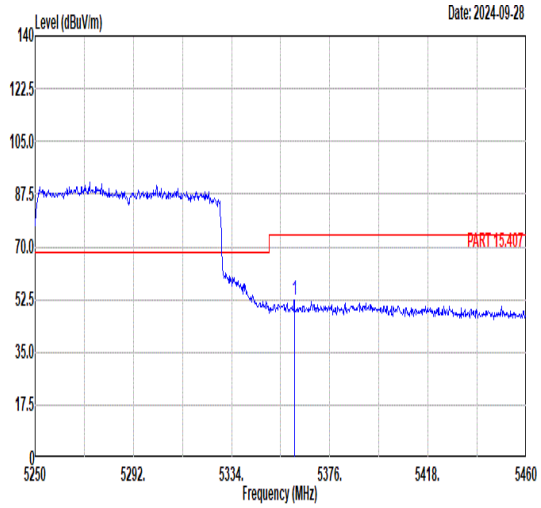 Freq Level Limit Line Margin Read Level Ant Factor Cable Loss Preamp Factor APos TPos Remark MHz dBuV/m dBuV/m dB dBuV dB/m dB dB cm deg 1 5360.88 52.31 74.00 -21.69 41.71 34.79 8.36 32.55 161 121 PEAK	Blank
Avg	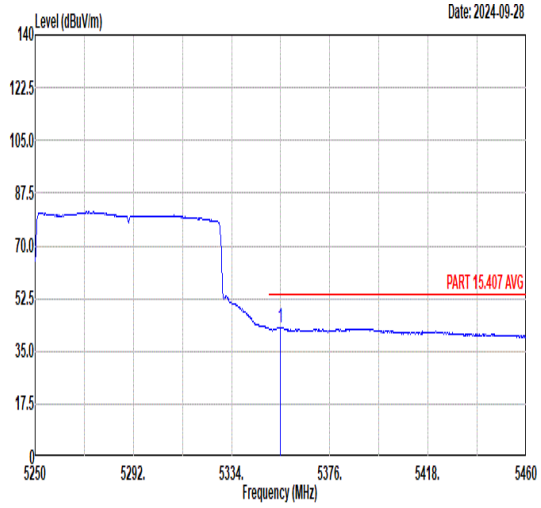 Freq Level Limit Line Margin Read Level Ant Factor Cable Loss Preamp Factor APos TPos Remark MHz dBuV/m dBuV/m dB dBuV dB/m dB dB cm deg 1 5355.00 42.89 54.00 -11.11 32.32 34.78 8.34 32.55 161 121 AVERAGE	Blank

Mode	29	
	Band Edge - L	
	U-NII-2A_5.25-5.35_802.11ax HE160_CH50_Full RU_5250MHz	
ANT	9+8	
Pol.	Vertical	Fundamental
Peak	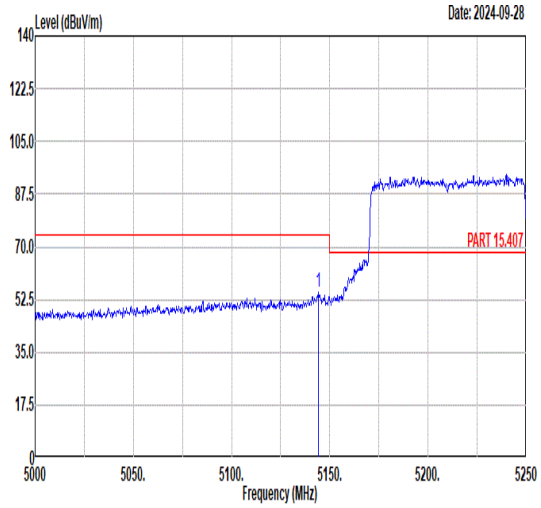 Freq Level Limit Line Margin Read Level Ant Factor Cable Loss Preamp Factor APos TPos Remark MHz dBuV/m dBuV/m dB dBuV dB/m dB dB cm deg 1 5144.00 54.91 74.00 -19.09 45.02 34.62 7.91 32.64 200 304 PEAK	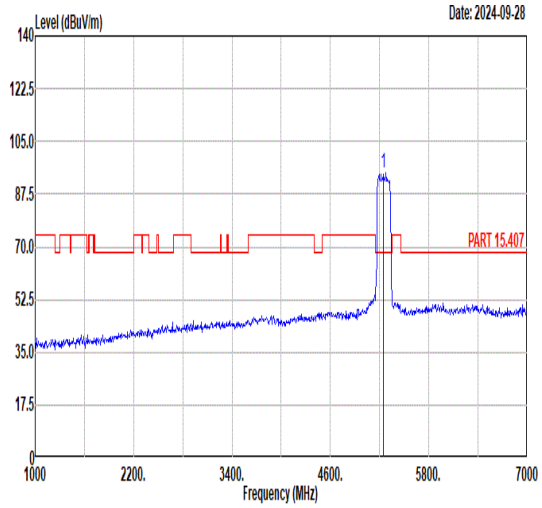 Freq Level Limit Line Margin Read Level Ant Factor Cable Loss Preamp Factor APos TPos Remark MHz dBuV/m dBuV/m dB dBuV dB/m dB dB cm deg 1 5250.00 94.37 ------ ------ 84.10 34.72 8.14 32.59 200 304 PEAK
Avg	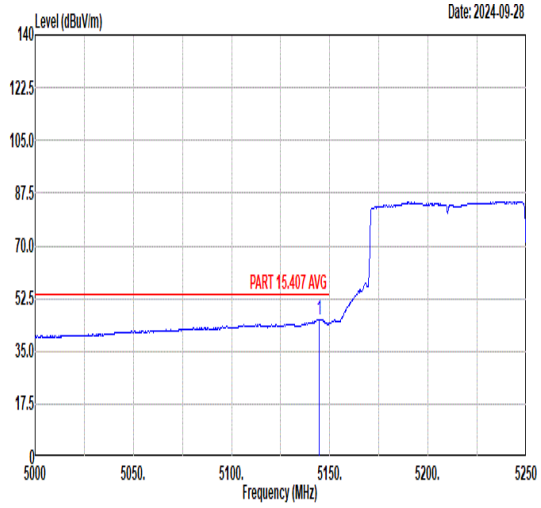 Freq Level Limit Line Margin Read Level Ant Factor Cable Loss Preamp Factor APos TPos Remark MHz dBuV/m dBuV/m dB dBuV dB/m dB dB cm deg 1 5144.75 45.59 54.00 -8.41 35.69 34.62 7.92 32.64 200 304 AVERAGE	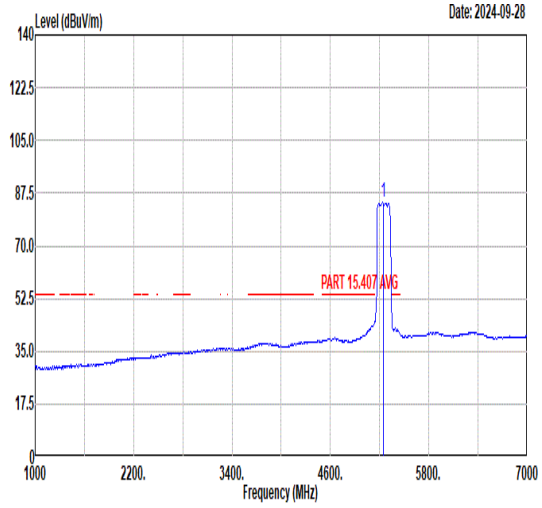 Freq Level Limit Line Margin Read Level Ant Factor Cable Loss Preamp Factor APos TPos Remark MHz dBuV/m dBuV/m dB dBuV dB/m dB dB cm deg 1 5250.00 84.29 ------ ------ 74.18 34.69 8.02 32.60 200 304 AVERAGE

Mode	29	
	Band Edge - R	
	U-NII-2A_5.25-5.35_802.11ax HE160_CH50_Full RU_5250MHz	
ANT	9+8	
Pol.	Vertical	Fundamental
Peak	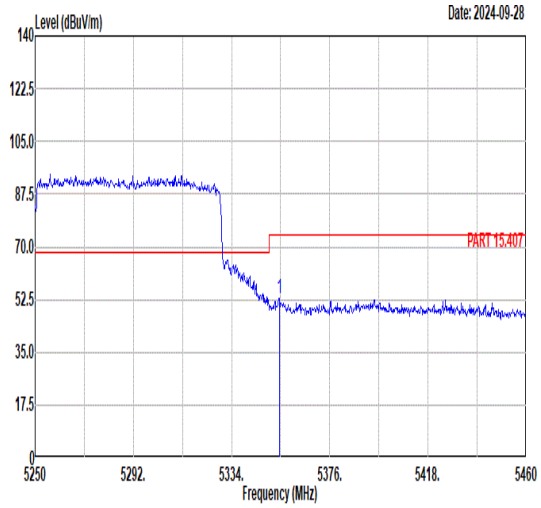 Freq Level Limit Line Margin Read Level Ant Factor Cable Loss Preamp Factor APos TPos Remark MHz dBuV/m dBuV/m dB dBuV dB/m dB dB cm deg 1 5354.37 52.69 74.00 -21.31 42.13 34.78 8.34 32.56 200 304 PEAK	Blank
Avg	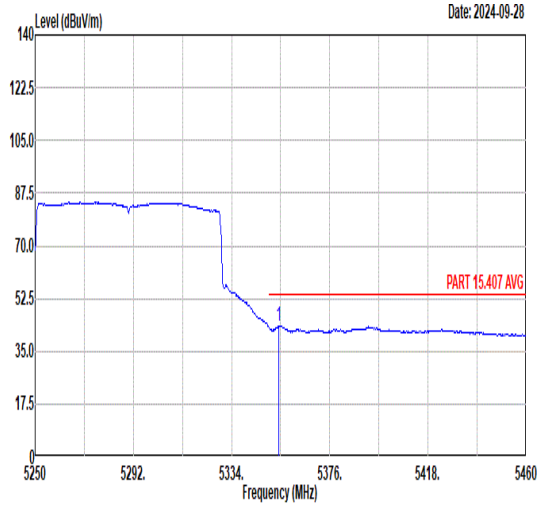 Freq Level Limit Line Margin Read Level Ant Factor Cable Loss Preamp Factor APos TPos Remark MHz dBuV/m dBuV/m dB dBuV dB/m dB dB cm deg 1 5354.16 43.44 54.00 -10.56 32.88 34.78 8.34 32.56 200 304 AVERAGE	Blank

Mode	30
	Band Edge - L
	U-NII-2C_5.47-5.725_802.11ax HE160_CH114_Full RU_5570MHz
ANT	9+8

Pol.	Horizontal	Fundamental
Peak	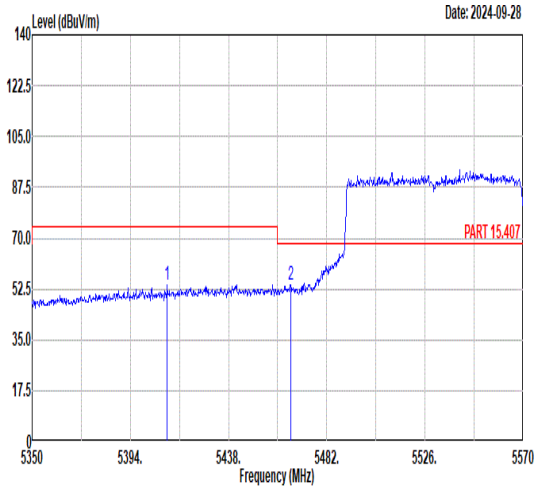 Freq Level Limit Line Margin Read Level Ant Factor Cable Loss Preamp Factor APos TPos Remark MHz dBuV/m dBuV/m dB dBuV dB/m dB dB cm deg 1 5410.50 53.87 74.00 -20.13 43.09 34.83 8.48 32.53 181 52 PEAK 2 5465.94 53.91 68.30 -14.39 43.15 34.87 8.40 32.51 181 52 PEAK	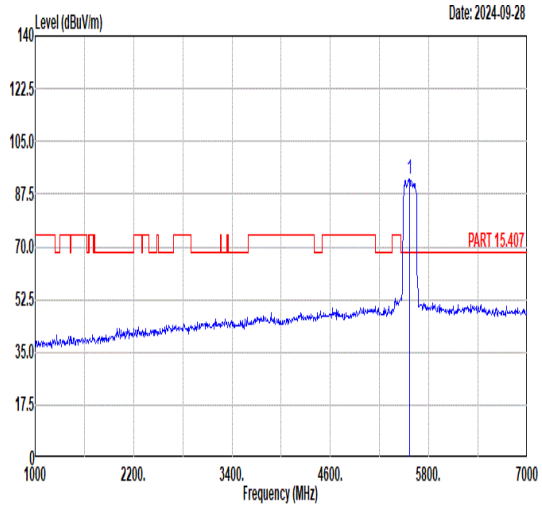 Freq Level Limit Line Margin Read Level Ant Factor Cable Loss Preamp Factor APos TPos Remark MHz dBuV/m dBuV/m dB dBuV dB/m dB dB cm deg 1 5570.00 92.62 ------ ------ 81.91 34.94 8.27 32.50 181 52 PEAK
Avg	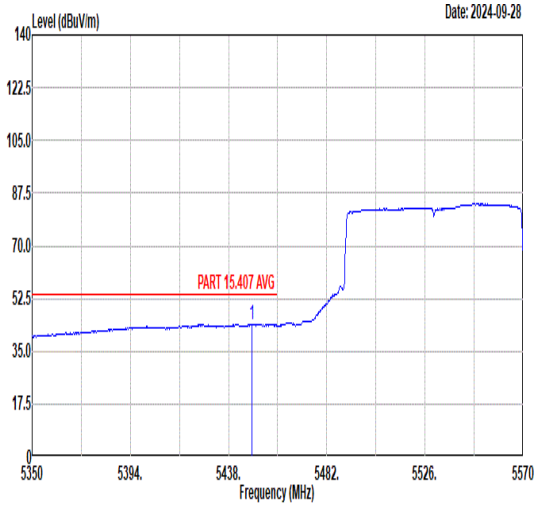 Freq Level Limit Line Margin Read Level Ant Factor Cable Loss Preamp Factor APos TPos Remark MHz dBuV/m dBuV/m dB dBuV dB/m dB dB cm deg 1 5448.34 44.06 54.00 -9.94 33.30 34.86 8.42 32.52 181 52 AVERAGE	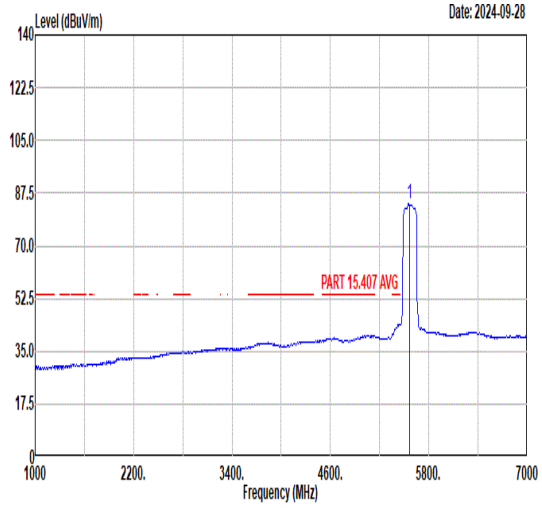 Freq Level Limit Line Margin Read Level Ant Factor Cable Loss Preamp Factor APos TPos Remark MHz dBuV/m dBuV/m dB dBuV dB/m dB dB cm deg 1 5570.00 83.86 ------ ------ 73.14 34.93 8.29 32.50 181 52 AVERAGE

Mode	30	
	Band Edge - R	
	U-NII-2C_5.47-5.725_802.11ax HE160_CH114_Full RU_5570MHz	
ANT	9+8	
Pol.	Horizontal	Fundamental
Peak	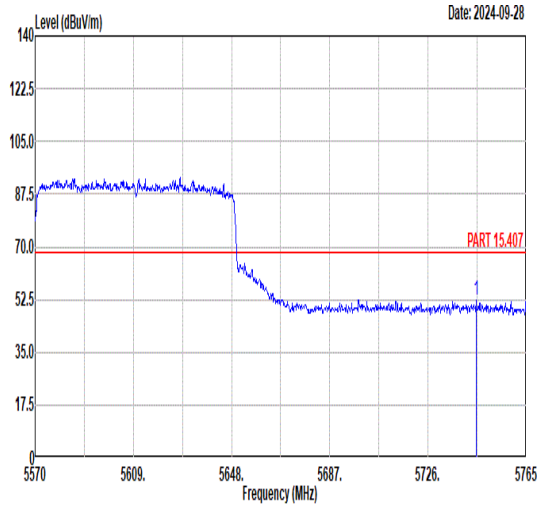 Freq Level Limit Line Margin Read Level Ant Factor Cable Loss Preamp Factor APos TPos Remark MHz dBuV/m dBuV/m dB dBuV dB/m dB dB cm deg 1 5745.11 52.44 68.30 -15.86 41.14 35.05 8.75 32.50 181 52 PEAK	Blank

Mode	30
	Band Edge - L
	U-NII-2C_5.47-5.725_802.11ax HE160_CH114_Full RU_5570MHz
ANT	9+8

Pol.	Vertical	Fundamental
Peak	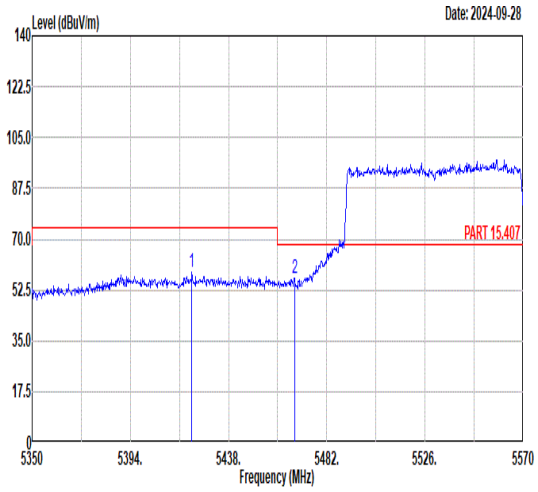 Freq Level Limit Line Margin Read Level Ant Factor Cable Loss Preamp Factor APos TPos Remark MHz dBuV/m dBuV/m dB dBuV dB/m dB dB cm deg 1 5421.50 58.72 74.00 -15.28 47.96 34.83 8.46 32.53 200 282 PEAK 2 5467.48 56.76 68.30 -11.54 46.00 34.87 8.40 32.51 200 282 PEAK	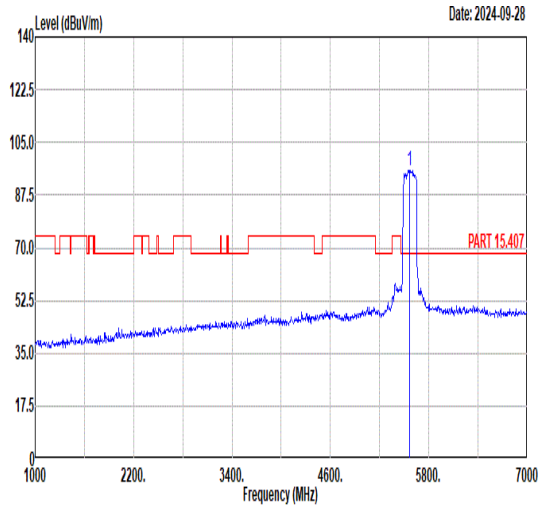 Freq Level Limit Line Margin Read Level Ant Factor Cable Loss Preamp Factor APos TPos Remark MHz dBuV/m dBuV/m dB dBuV dB/m dB dB cm deg 1 5570.00 95.84 ------ ------ 85.12 34.93 8.29 32.50 200 282 PEAK
Avg	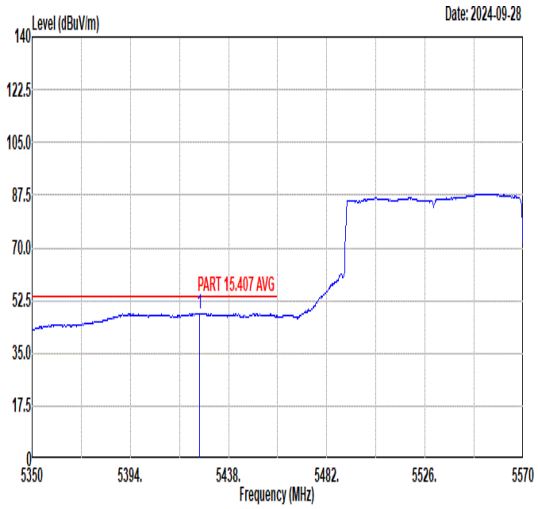 Freq Level Limit Line Margin Read Level Ant Factor Cable Loss Preamp Factor APos TPos Remark MHz dBuV/m dBuV/m dB dBuV dB/m dB dB cm deg 1 5425.02 48.29 54.00 -5.71 37.52 34.84 8.46 32.53 200 282 AVERAGE	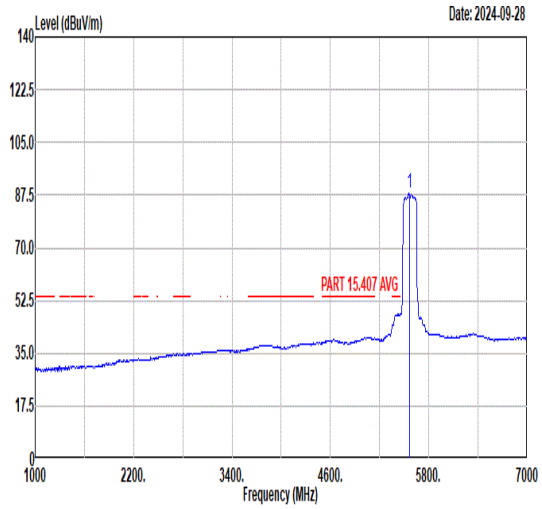 Freq Level Limit Line Margin Read Level Ant Factor Cable Loss Preamp Factor APos TPos Remark MHz dBuV/m dBuV/m dB dBuV dB/m dB dB cm deg 1 5570.00 88.03 ------ ------ 77.32 34.93 8.28 32.50 200 282 AVERAGE

Mode	30	
	Band Edge - R	
	U-NII-2C_5.47-5.725_802.11ax HE160_CH114_Full RU_5570MHz	
ANT	9+8	
Pol.	Vertical	Fundamental
Peak	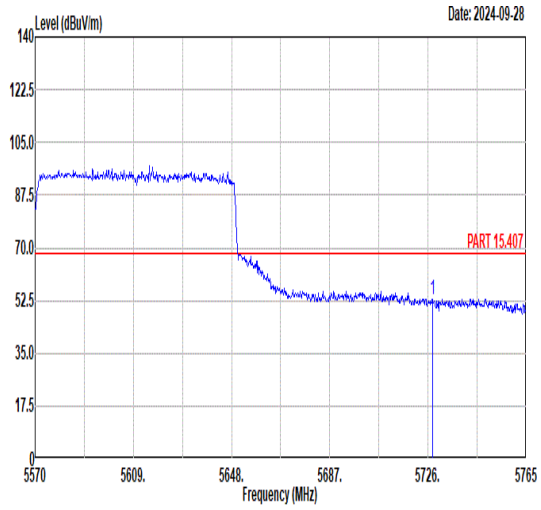 Freq Level Limit Line Margin Read Level Ant Factor Cable Loss Preamp Factor APos TPos Remark MHz dBuV/m dBuV/m dB dBuV dB/m dB dB cm deg 1 5727.76 52.97 68.30 -15.33 41.75 35.04 8.68 32.50 200 282 PEAK	Blank

Mode	31	
	Band Edge	
	U-NII-3_5.725-5.85_802.11a_CH149_5745MHz	
ANT	9+8	
Pol.	Horizontal	Fundamental
Peak	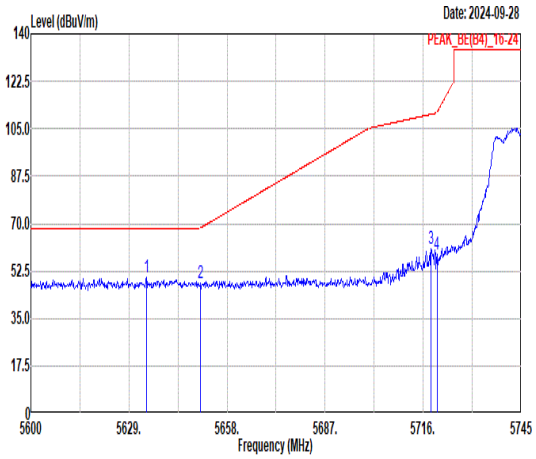 Freq Level Limit Line Margin Read Level Ant Factor Cable Loss Preamp Factor APos TPos Remark MHz dBuV/m dBuV/m dB dBuV dB/m dB dB cm deg 1 5634.22 49.96 68.30 -18.34 39.14 34.98 8.34 32.50 173 139 PEAK 2 5650.17 48.04 68.43 -20.39 37.15 34.99 8.40 32.50 173 139 PEAK 3 5718.32 60.82 110.33 -49.51 49.64 35.03 8.65 32.50 173 139 PEAK 4 5720.06 58.72 110.94 -52.22 47.53 35.03 8.66 32.50 173 139 PEAK	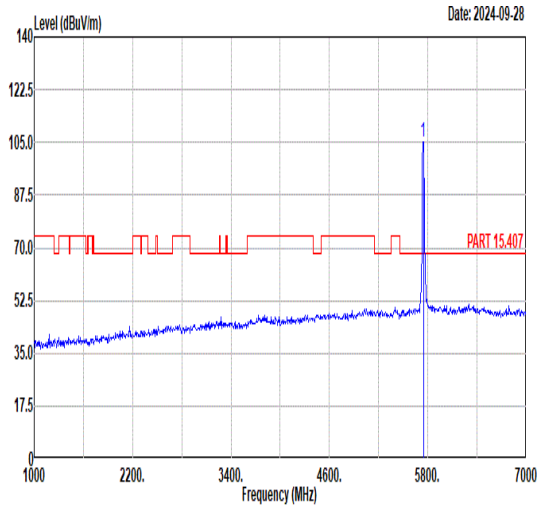 Freq Level Limit Line Margin Read Level Ant Factor Cable Loss Preamp Factor APos TPos Remark MHz dBuV/m dBuV/m dB dBuV dB/m dB dB cm deg 1 5745.00 105.37 ------ ------ 94.07 35.05 8.75 32.50 173 139 PEAK
Avg	Blank	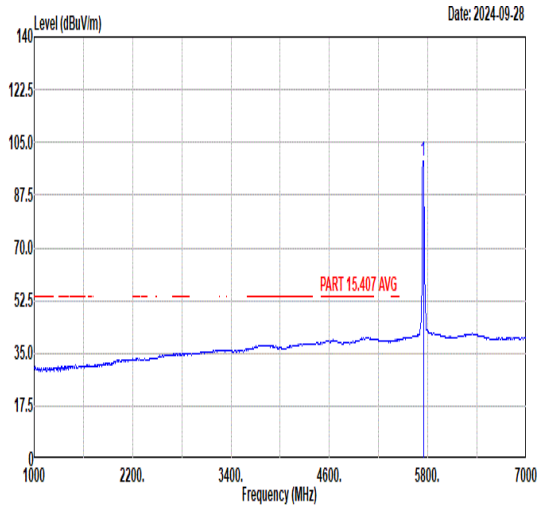 Freq Level Limit Line Margin Read Level Ant Factor Cable Loss Preamp Factor APos TPos Remark MHz dBuV/m dBuV/m dB dBuV dB/m dB dB cm deg 1 5745.00 98.66 ------ ------ 87.39 35.04 8.73 32.50 173 139 AVERAGE

Mode	31	
	Band Edge	
	U-NII-3_5.725-5.85_802.11a_CH149_5745MHz	
ANT	9+8	
Pol.	Vertical	Fundamental
Peak	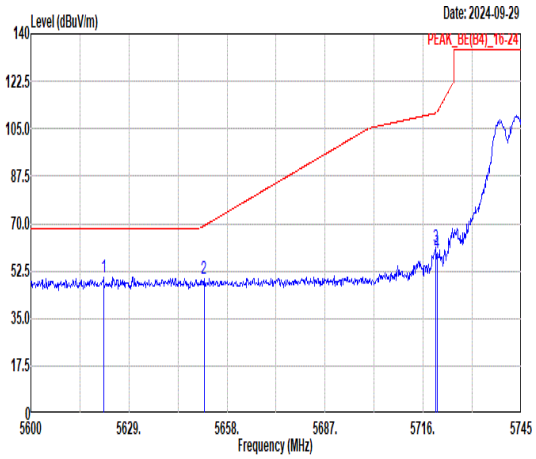 Freq Level Limit Line Margin Read Level Ant Factor Cable Loss Preamp Factor APos TPos Remark MHz dBuV/m dBuV/m dB dBuV dB/m dB dB cm deg 1 5621.46 50.42 68.30 -17.88 39.66 34.97 8.29 32.50 338 280 PEAK 2 5651.19 49.54 69.18 -19.64 38.65 34.99 8.40 32.50 338 280 PEAK 3 5719.63 61.02 110.70 -49.68 49.84 35.03 8.65 32.50 338 280 PEAK 4 5720.06 59.05 110.94 -51.89 47.86 35.03 8.66 32.50 338 280 PEAK	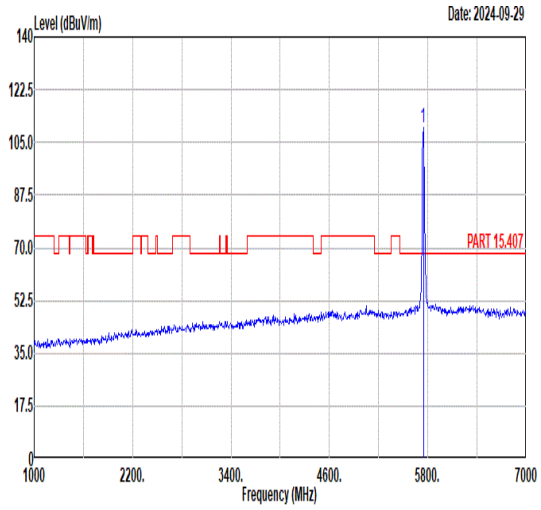 Freq Level Limit Line Margin Read Level Ant Factor Cable Loss Preamp Factor APos TPos Remark MHz dBuV/m dBuV/m dB dBuV dB/m dB dB cm deg 1 5745.00 109.64 ------ ------ 98.34 35.05 8.75 32.50 338 280 PEAK
Avg	Blank	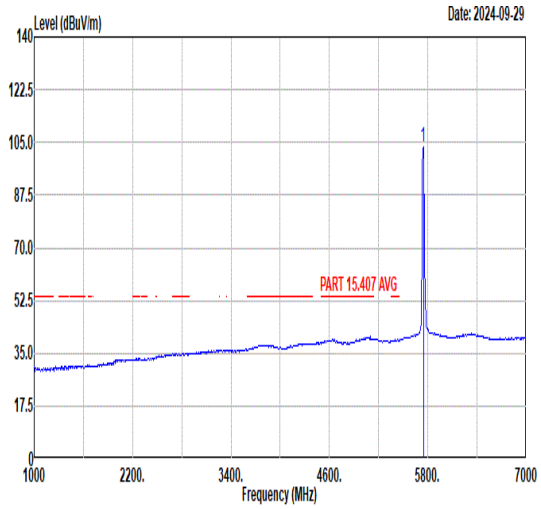 Freq Level Limit Line Margin Read Level Ant Factor Cable Loss Preamp Factor APos TPos Remark MHz dBuV/m dBuV/m dB dBuV dB/m dB dB cm deg 1 5745.00 103.46 ------ ------ 92.16 35.05 8.75 32.50 338 280 AVERAGE

Mode	31	
	Harmonic	
	U-NII-3_5.725-5.85_802.11a_CH149_5745MHz	
ANT	9+8	
Pol.	Horizontal	Vertical
Peak Avg	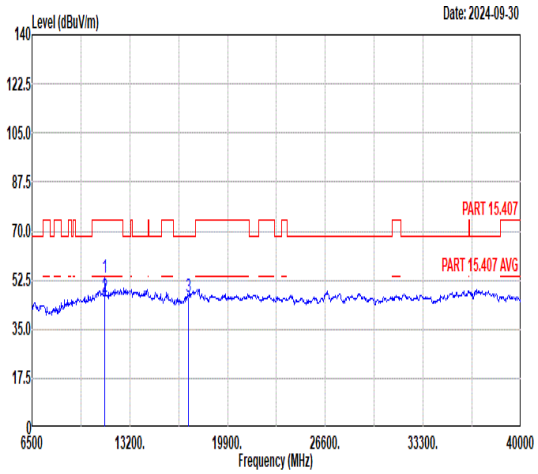 Freq Level Limit Line Margin Read Level Ant Factor Cable Loss Preamp Factor APos TPos Remark MHz dBuV/m dBuV/m dB dBuV dB/m dB dB cm deg 1 11490.00 53.55 74.00 -20.45 67.22 37.79 11.45 62.91 158 12 Peak 2 11490.00 46.44 54.00 -7.56 60.11 37.79 11.45 62.91 158 12 Average 3 17235.00 46.55 68.30 -21.75 58.40 40.27 13.17 65.29 -- -- Peak	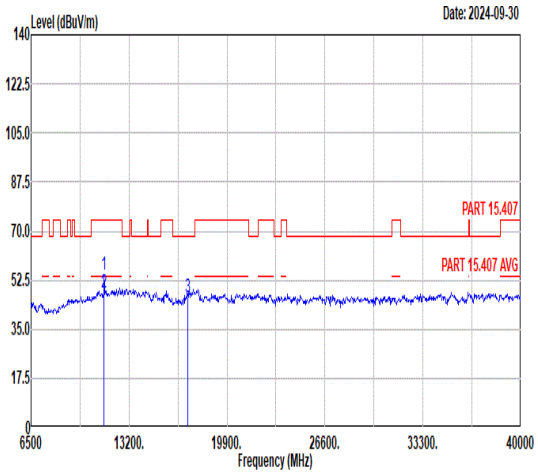 Freq Level Limit Line Margin Read Level Ant Factor Cable Loss Preamp Factor APos TPos Remark MHz dBuV/m dBuV/m dB dBuV dB/m dB dB cm deg 1 11490.00 54.62 74.00 -19.38 68.29 37.79 11.45 62.91 163 343 Peak 2 11490.00 47.93 54.00 -6.07 61.60 37.79 11.45 62.91 163 343 Average 3 17235.00 46.38 68.30 -21.92 58.23 40.27 13.17 65.29 -- -- Peak

Mode	32	
	Harmonic	
	U-NII-3_5.725-5.85_802.11a_CH157_5785MHz	
ANT	9+8	
Pol.	Horizontal	Vertical
Peak Avg	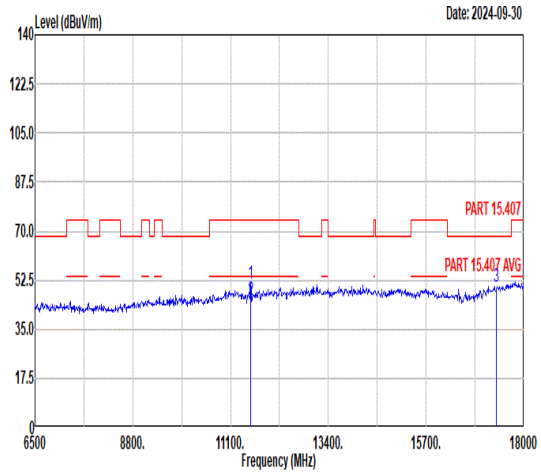 Freq Level Limit Line Margin Read Level Ant Factor Cable Loss Preamp Factor APos TPos Remark MHz dBuV/m dBuV/m dB dBuV dB/m dB dB cm deg 1 11570.00 51.20 74.00 -22.80 64.80 37.85 11.49 62.94 166 53 Peak 2 11570.00 45.65 54.00 -8.35 59.25 37.85 11.49 62.94 166 53 Average 3 17355.00 50.33 68.30 -17.97 62.05 40.46 13.20 65.38 -- -- Peak	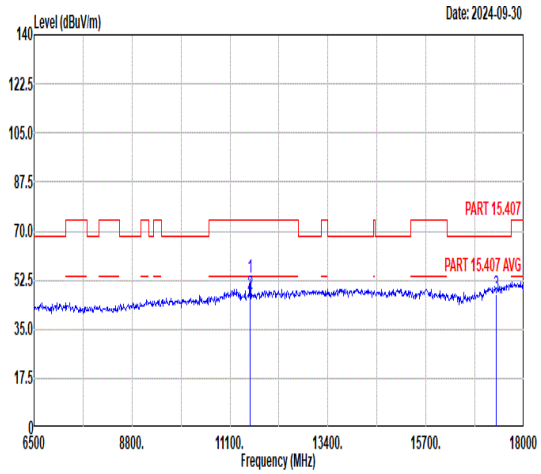 Freq Level Limit Line Margin Read Level Ant Factor Cable Loss Preamp Factor APos TPos Remark MHz dBuV/m dBuV/m dB dBuV dB/m dB dB cm deg 1 11570.00 53.12 74.00 -20.88 66.72 37.85 11.49 62.94 162 342 Peak 2 11570.00 47.38 54.00 -6.62 60.98 37.85 11.49 62.94 162 342 Average 3 17355.00 47.64 68.30 -20.66 59.36 40.46 13.20 65.38 -- -- Peak

Mode	33	
	Band Edge	
	U-NII-3_5.725-5.85_802.11a_CH165_5825MHz	
ANT	9+8	
Pol.	Horizontal	Fundamental
Peak	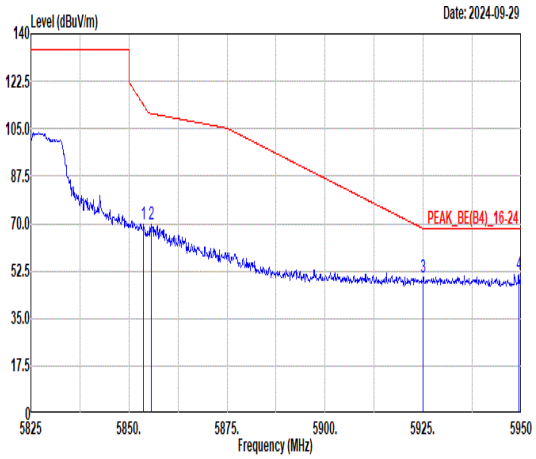 Freq Level Limit Line Margin Read Level Ant Factor Cable Loss Preamp Factor APos TPos Remark MHz dBuV/m dBuV/m dB dBuV dB/m dB dB cm deg 1 5853.75 69.63 113.65 -44.02 58.15 35.11 8.87 32.50 286 127 PEAK 2 5855.75 69.59 110.59 -41.00 58.11 35.11 8.87 32.50 286 127 PEAK 3 5925.00 50.04 68.20 -18.16 38.59 35.16 8.79 32.50 286 127 PEAK 4 5949.38 51.30 68.30 -17.00 39.87 35.17 8.76 32.50 286 127 PEAK	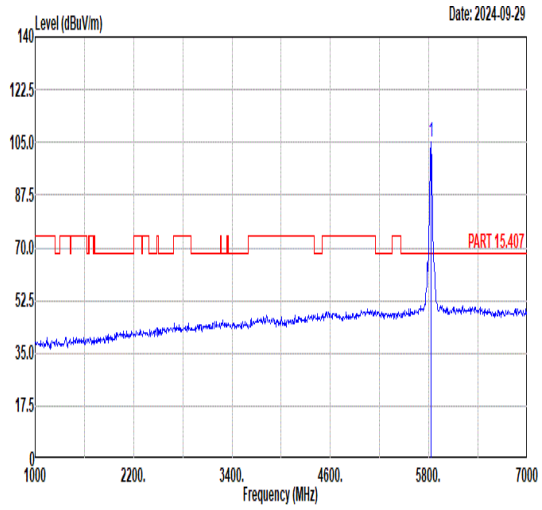 Freq Level Limit Line Margin Read Level Ant Factor Cable Loss Preamp Factor APos TPos Remark MHz dBuV/m dBuV/m dB dBuV dB/m dB dB cm deg 1 5825.00 105.02 ------ ------ 93.52 35.09 8.91 32.50 286 127 PEAK
Avg	Blank	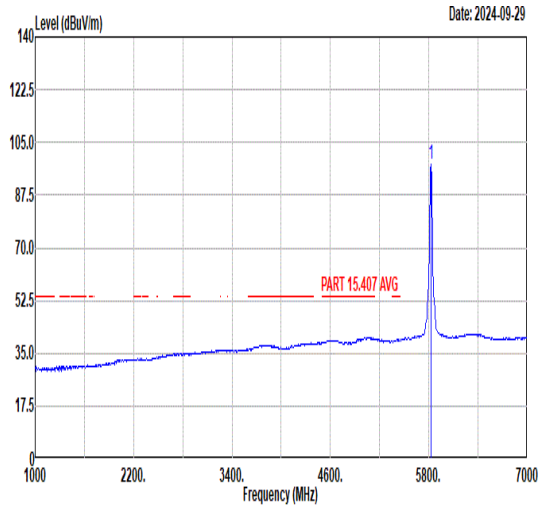 Freq Level Limit Line Margin Read Level Ant Factor Cable Loss Preamp Factor APos TPos Remark MHz dBuV/m dBuV/m dB dBuV dB/m dB dB cm deg 1 5825.00 97.72 ------ ------ 86.22 35.09 8.91 32.50 286 127 AVERAGE

Mode	33	
	Band Edge	
	U-NII-3_5.725-5.85_802.11a_CH165_5825MHz	
ANT	9+8	
Pol.	Vertical	Fundamental
Peak	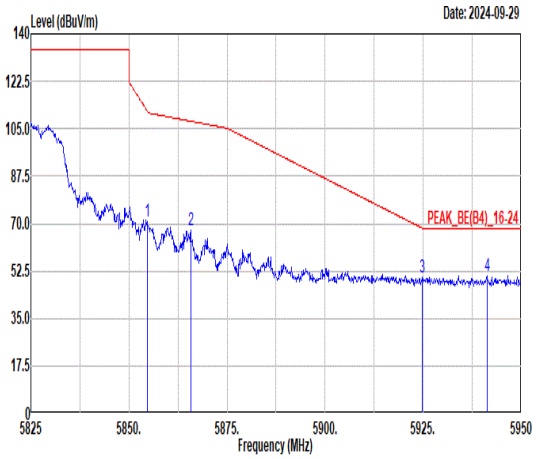 Freq Level Limit Line Margin Read Level Ant Factor Cable Loss Preamp Factor APos TPos Remark MHz dBuV/m dBuV/m dB dBuV dB/m dB dB cm deg 1 5854.63 70.92 111.65 -40.73 59.44 35.11 8.87 32.50 318 344 PEAK 2 5865.75 67.50 107.79 -40.29 56.02 35.12 8.86 32.50 318 344 PEAK 3 5924.75 50.20 68.38 -18.18 38.75 35.16 8.79 32.50 318 344 PEAK 4 5941.25 50.83 68.30 -17.47 39.39 35.17 8.77 32.50 318 344 PEAK	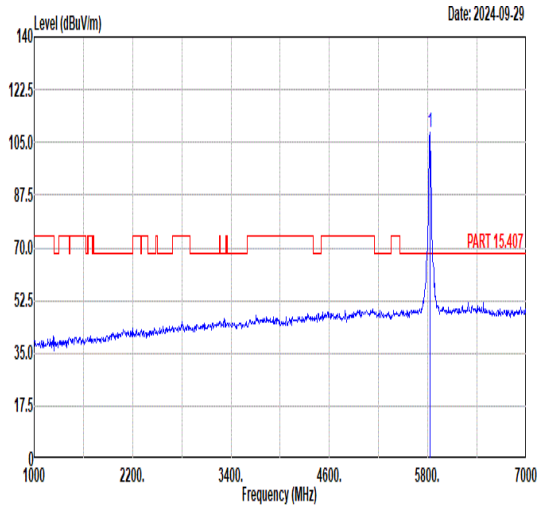 Freq Level Limit Line Margin Read Level Ant Factor Cable Loss Preamp Factor APos TPos Remark MHz dBuV/m dBuV/m dB dBuV dB/m dB dB cm deg 1 5825.00 108.06 ------ ------ 96.56 35.09 8.91 32.50 318 344 PEAK
Avg	Blank	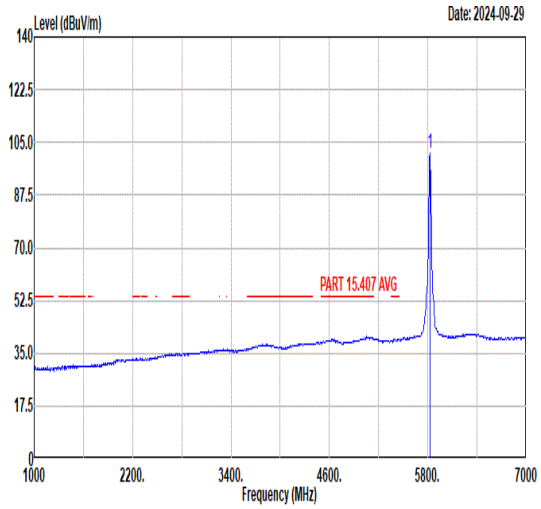 Freq Level Limit Line Margin Read Level Ant Factor Cable Loss Preamp Factor APos TPos Remark MHz dBuV/m dBuV/m dB dBuV dB/m dB dB cm deg 1 5825.00 101.42 ------ ------ 89.92 35.09 8.91 32.50 318 344 AVERAGE

Mode	33	
	Harmonic	
	U-NII-3_5.725-5.85_802.11a_CH165_5825MHz	
ANT	9+8	
Pol.	Horizontal	Vertical
Peak Avg	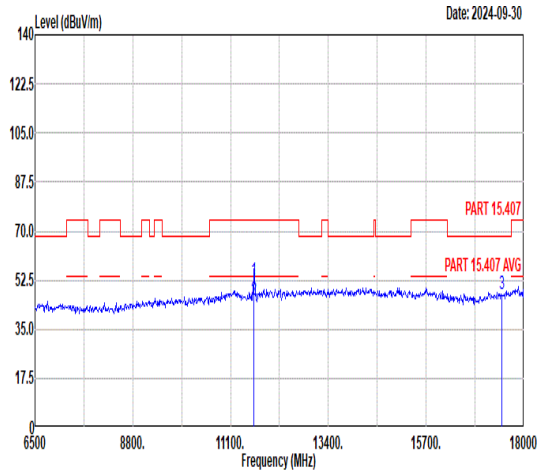 Freq Level Limit Line Margin Read Level Ant Factor Cable Loss Preamp Factor APos TPos Remark MHz dBuV/m dBuV/m dB dBuV dB/m dB dB cm deg 1 11650.00 52.30 74.00 -21.70 65.84 37.92 11.53 62.99 211 62 Peak 2 11650.00 45.41 54.00 -8.59 58.95 37.92 11.53 62.99 211 62 Average 3 17475.00 47.64 68.30 -20.66 59.23 40.65 13.23 65.47 -- -- Peak	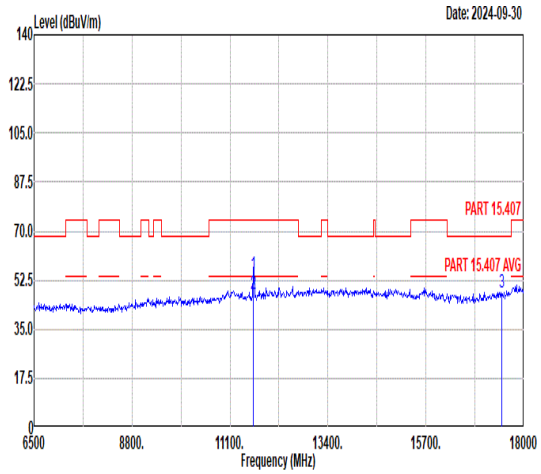 Freq Level Limit Line Margin Read Level Ant Factor Cable Loss Preamp Factor APos TPos Remark MHz dBuV/m dBuV/m dB dBuV dB/m dB dB cm deg 1 11650.00 54.48 74.00 -19.52 68.02 37.92 11.53 62.99 170 342 Peak 2 11650.00 47.51 54.00 -6.49 61.05 37.92 11.53 62.99 170 342 Average 3 17475.00 47.81 68.30 -20.49 59.40 40.65 13.23 65.47 -- -- Peak

Mode	34	
	Band Edge	
	U-NII-3_5.725-5.85_802.11ax HE20_CH149_Full RU_5745MHz	
ANT	9+8	
Pol.	Horizontal	Fundamental
Peak	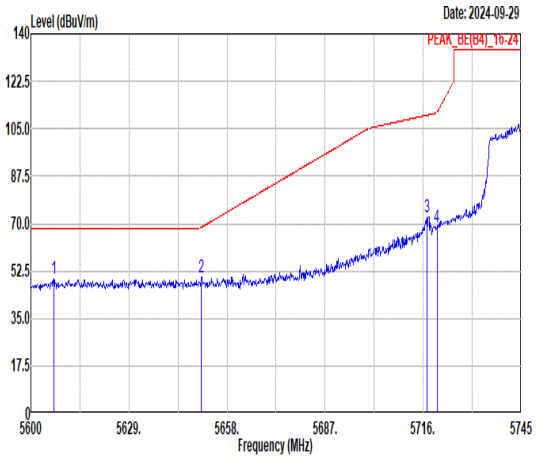 Freq Level Limit Line Margin Read Level Ant Factor Cable Loss Preamp Factor APos TPos Remark MHz dBuV/m dBuV/m dB dBuV dB/m dB dB cm deg 1 5606.82 49.44 68.30 -18.86 38.74 34.96 8.24 32.50 130 43 PEAK 2 5650.46 50.18 68.64 -18.46 39.29 34.99 8.40 32.50 130 43 PEAK 3 5717.16 72.37 110.01 -37.64 61.19 35.03 8.65 32.50 130 43 PEAK 4 5720.06 68.91 110.94 -42.03 57.72 35.03 8.66 32.50 130 43 PEAK	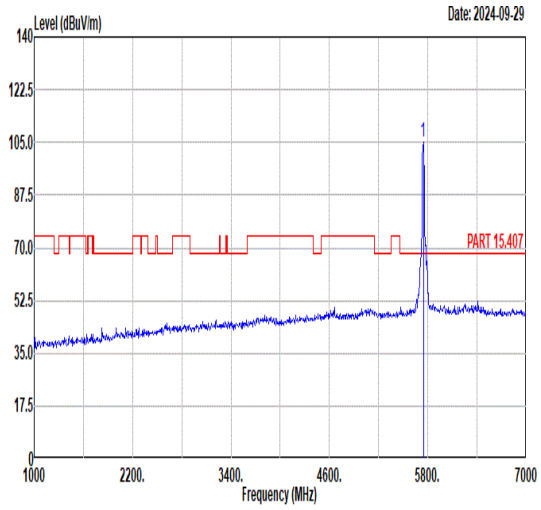 Freq Level Limit Line Margin Read Level Ant Factor Cable Loss Preamp Factor APos TPos Remark MHz dBuV/m dBuV/m dB dBuV dB/m dB dB cm deg 1 5745.00 105.23 ------ ------ 93.93 35.05 8.75 32.50 130 43 PEAK
Avg	Blank	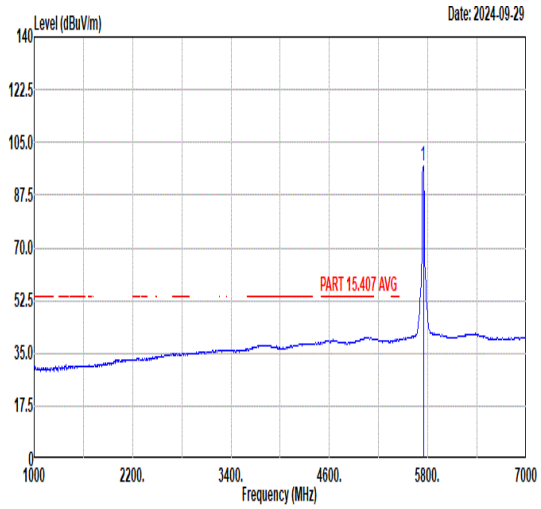 Freq Level Limit Line Margin Read Level Ant Factor Cable Loss Preamp Factor APos TPos Remark MHz dBuV/m dBuV/m dB dBuV dB/m dB dB cm deg 1 5745.00 97.46 ------ ------ 86.16 35.05 8.75 32.50 130 43 AVERAGE

Mode	34	
	Band Edge	
	U-NII-3_5.725-5.85_802.11ax HE20_CH149_Full RU_5745MHz	
ANT	9+8	
Pol.	Vertical	Fundamental
Peak	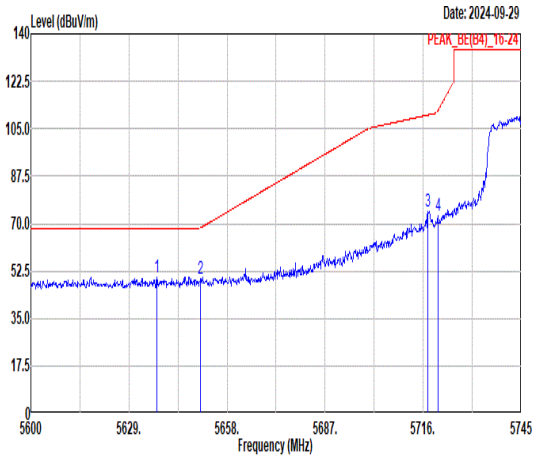 Freq Level Limit Line Margin Read Level Ant Factor Cable Loss Preamp Factor APos TPos Remark MHz dBuV/m dBuV/m dB dBuV dB/m dB dB cm deg 1 5637.27 50.42 68.30 -17.88 39.59 34.98 8.35 32.50 300 280 PEAK 2 5650.17 49.88 68.43 -18.55 38.99 34.99 8.40 32.50 300 280 PEAK 3 5717.45 74.66 110.09 -35.43 63.48 35.03 8.65 32.50 300 280 PEAK 4 5720.35 72.71 111.60 -38.89 61.52 35.03 8.66 32.50 300 280 PEAK	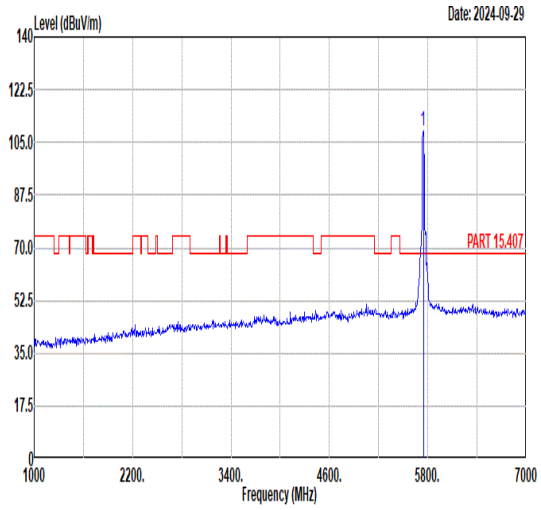 Freq Level Limit Line Margin Read Level Ant Factor Cable Loss Preamp Factor APos TPos Remark MHz dBuV/m dBuV/m dB dBuV dB/m dB dB cm deg 1 5745.00 108.68 ------ ------ 97.38 35.05 8.75 32.50 300 280 PEAK
Avg	Blank	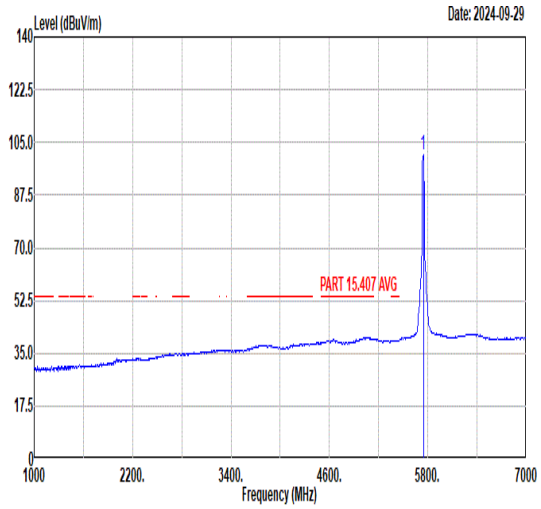 Freq Level Limit Line Margin Read Level Ant Factor Cable Loss Preamp Factor APos TPos Remark MHz dBuV/m dBuV/m dB dBuV dB/m dB dB cm deg 1 5745.00 101.08 ------ ------ 89.78 35.05 8.75 32.50 300 280 AVERAGE

Mode	34	
	Harmonic	
	U-NII-3_5.725-5.85_802.11ax HE20_CH149_Full RU_5745MHz	
ANT	9+8	
Pol.	Horizontal	Vertical
Peak Avg	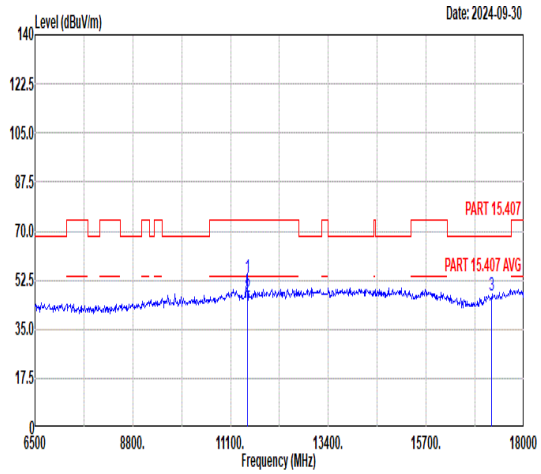 Freq Level Limit Line Margin Read Level Ant Factor Cable Loss Preamp Factor APos TPos Remark MHz dBuV/m dBuV/m dB dBuV dB/m dB dB cm deg 1 11490.00 53.11 74.00 -20.89 66.78 37.79 11.45 62.91 211 63 Peak 2 11490.00 46.29 54.00 -7.71 59.96 37.79 11.45 62.91 211 63 Average 3 17235.00 47.28 68.30 -21.02 59.13 40.27 13.17 65.29 -- -- Peak	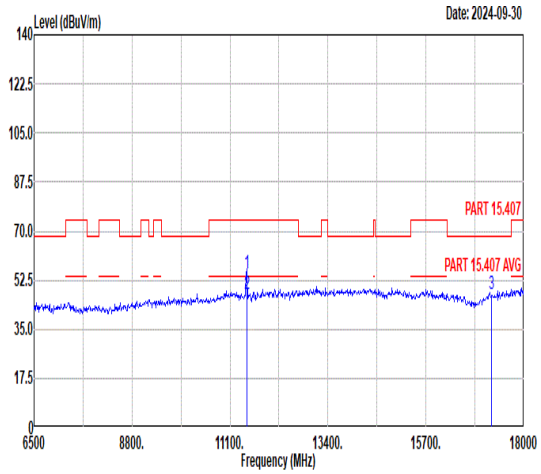 Freq Level Limit Line Margin Read Level Ant Factor Cable Loss Preamp Factor APos TPos Remark MHz dBuV/m dBuV/m dB dBuV dB/m dB dB cm deg 1 11490.00 54.80 74.00 -19.20 68.47 37.79 11.45 62.91 166 332 Peak 2 11490.00 47.60 54.00 -6.40 61.27 37.79 11.45 62.91 166 332 Average 3 17235.00 47.59 68.30 -20.71 59.44 40.27 13.17 65.29 -- -- Peak

Mode	35	
	Harmonic	
	U-NII-3_5.725-5.85_802.11ax HE20_CH157_Full RU_5785MHz	
ANT	9+8	
Pol.	Horizontal	Vertical
Peak Avg	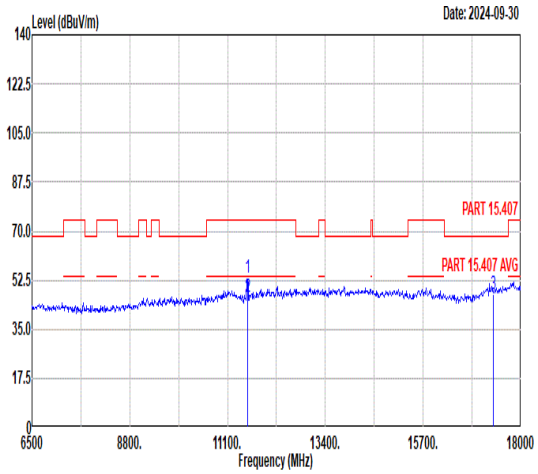 Freq Level Limit Line Margin Read Level Ant Factor Cable Loss Preamp Factor APos TPos Remark MHz dBuV/m dBuV/m dB dBuV dB/m dB dB cm deg 1 11570.00 53.55 74.00 -20.45 67.15 37.85 11.49 62.94 206 55 Peak 2 11570.00 46.70 54.00 -7.30 60.30 37.85 11.49 62.94 206 55 Average 3 17355.00 47.73 68.30 -20.57 59.45 40.46 13.20 65.38 -- -- Peak	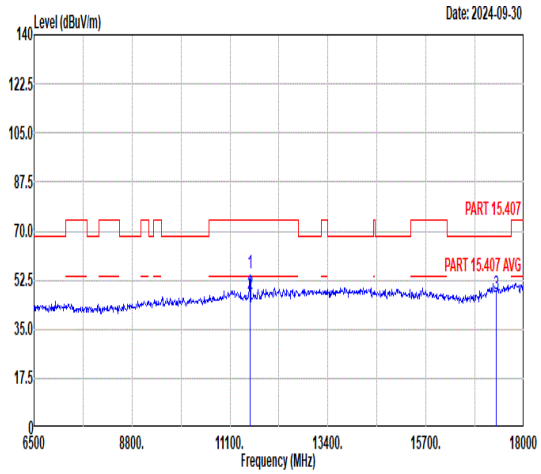 Freq Level Limit Line Margin Read Level Ant Factor Cable Loss Preamp Factor APos TPos Remark MHz dBuV/m dBuV/m dB dBuV dB/m dB dB cm deg 1 11570.00 54.85 74.00 -19.15 68.45 37.85 11.49 62.94 166 342 Peak 2 11570.00 47.63 54.00 -6.37 61.23 37.85 11.49 62.94 166 342 Average 3 17355.00 47.80 68.30 -20.50 59.52 40.46 13.20 65.38 -- -- Peak

Mode	36	
	Band Edge	
	U-NII-3_5.725-5.85_802.11ax HE20_CH165_Full RU_5825MHz	
ANT	9+8	
Pol.	Horizontal	Fundamental
Peak	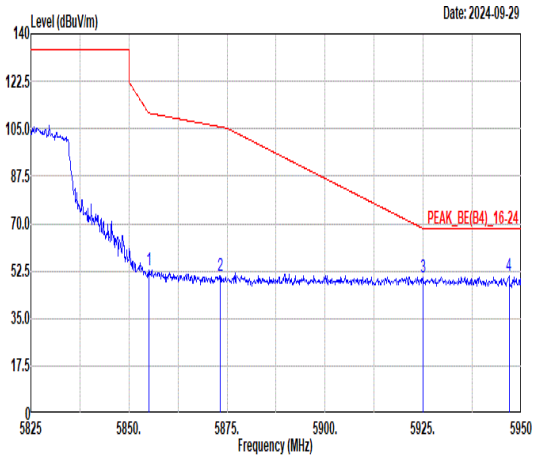 Freq Level Limit Line Margin Read Level Ant Factor Cable Loss Preamp Factor APos TPos Remark MHz dBuV/m dBuV/m dB dBuV dB/m dB dB cm deg 1 5855.00 53.00 110.80 -57.80 41.52 35.11 8.87 32.50 181 131 PEAK 2 5873.25 50.78 105.69 -54.91 39.31 35.12 8.85 32.50 181 131 PEAK 3 5924.88 50.05 68.29 -18.24 38.60 35.16 8.79 32.50 181 131 PEAK 4 5946.88 50.45 68.30 -17.85 39.02 35.17 8.76 32.50 181 131 PEAK	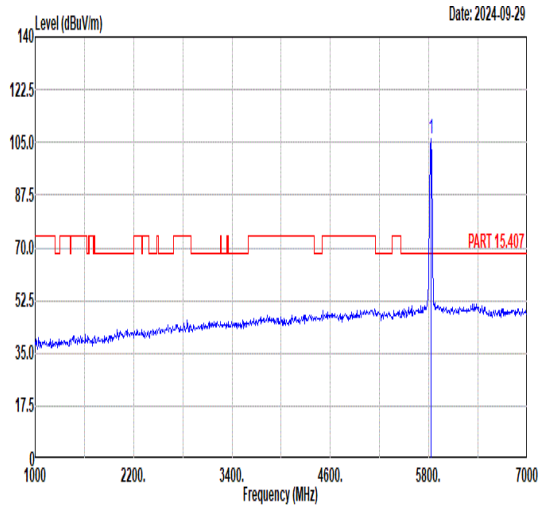 Freq Level Limit Line Margin Read Level Ant Factor Cable Loss Preamp Factor APos TPos Remark MHz dBuV/m dBuV/m dB dBuV dB/m dB dB cm deg 1 5825.00 106.24 ------ ------ 94.74 35.09 8.91 32.50 181 131 PEAK
Avg	Blank	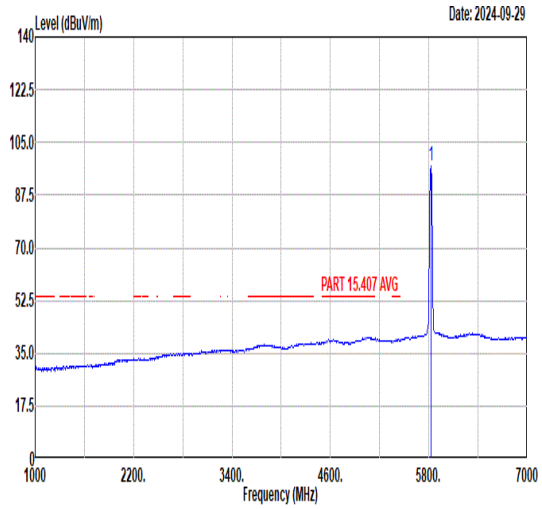 Freq Level Limit Line Margin Read Level Ant Factor Cable Loss Preamp Factor APos TPos Remark MHz dBuV/m dBuV/m dB dBuV dB/m dB dB cm deg 1 5825.00 97.18 ------ ------ 85.68 35.09 8.91 32.50 181 131 AVERAGE

Mode	36	
	Band Edge	
	U-NII-3_5.725-5.85_802.11ax HE20_CH165_Full RU_5825MHz	
ANT	9+8	
Pol.	Vertical	Fundamental
Peak	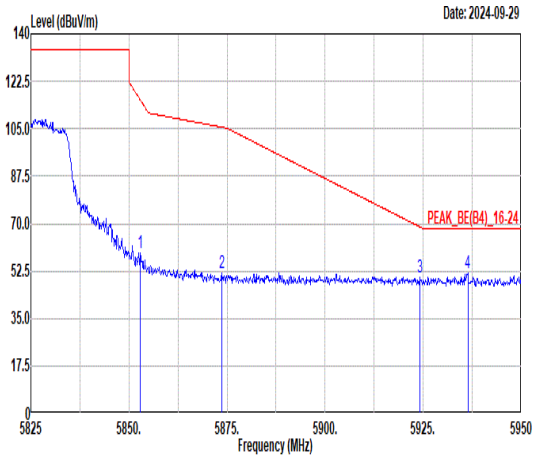 Freq Level Limit Line Margin Read Level Ant Factor Cable Loss Preamp Factor APos TPos Remark MHz dBuV/m dBuV/m dB dBuV dB/m dB dB cm deg 1 5852.88 59.22 115.64 -56.42 47.74 35.11 8.87 32.50 339 253 PEAK 2 5873.63 51.81 105.58 -53.77 40.34 35.12 8.85 32.50 339 253 PEAK 3 5924.13 50.31 68.84 -18.53 38.86 35.16 8.79 32.50 339 253 PEAK 4 5936.38 51.52 68.30 -16.78 40.08 35.16 8.78 32.50 339 253 PEAK	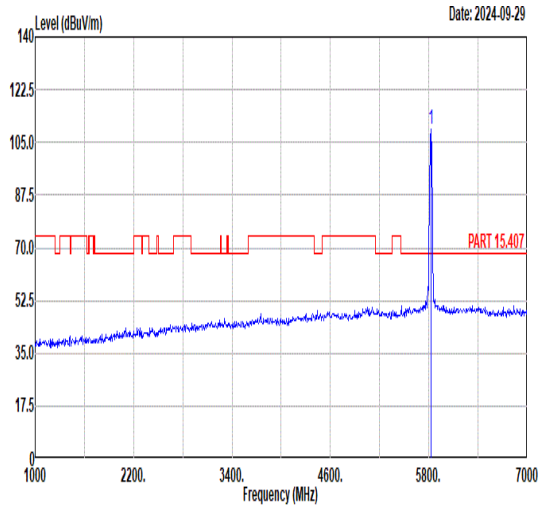 Freq Level Limit Line Margin Read Level Ant Factor Cable Loss Preamp Factor APos TPos Remark MHz dBuV/m dBuV/m dB dBuV dB/m dB dB cm deg 1 5825.00 109.19 ------ ------ 97.69 35.09 8.91 32.50 339 253 PEAK
Avg	Blank	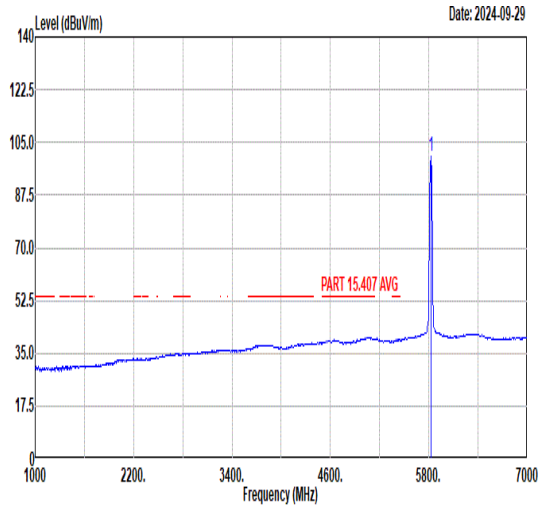 Freq Level Limit Line Margin Read Level Ant Factor Cable Loss Preamp Factor APos TPos Remark MHz dBuV/m dBuV/m dB dBuV dB/m dB dB cm deg 1 5825.00 100.12 ------ ------ 88.62 35.09 8.91 32.50 339 253 AVERAGE

Mode	36	
	Harmonic	
	U-NII-3_5.725-5.85_802.11ax HE20_CH165_Full RU_5825MHz	
ANT	9+8	
Pol.	Horizontal	Vertical
Peak Avg	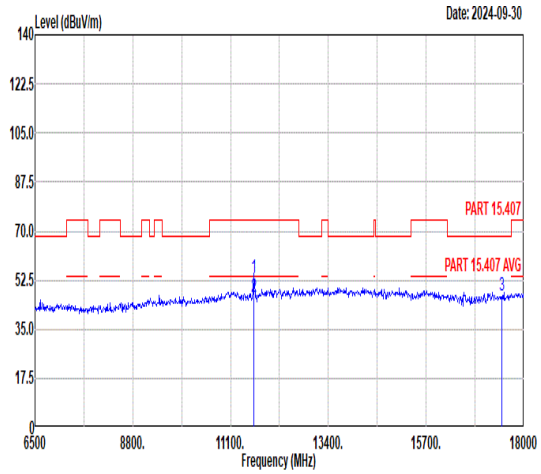 Freq Level Limit Line Margin Read Level Ant Factor Cable Loss Preamp Factor APos TPos Remark MHz dBuV/m dBuV/m dB dBuV dB/m dB dB cm deg 1 11650.00 53.48 74.00 -20.52 67.02 37.92 11.53 62.99 -- -- Peak 2 11650.00 46.56 54.00 -7.44 60.10 37.92 11.53 62.99 206 52 Average 3 17475.00 47.16 68.30 -21.14 58.75 40.65 13.23 65.47 -- -- Peak	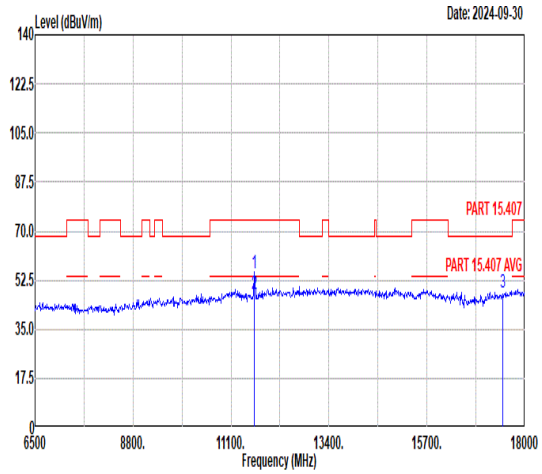 Freq Level Limit Line Margin Read Level Ant Factor Cable Loss Preamp Factor APos TPos Remark MHz dBuV/m dBuV/m dB dBuV dB/m dB dB cm deg 1 11650.00 55.20 74.00 -18.80 68.74 37.92 11.53 62.99 164 342 Peak 2 11650.00 47.78 54.00 -6.22 61.32 37.92 11.53 62.99 164 342 Average 3 17475.00 47.94 68.30 -20.36 59.53 40.65 13.23 65.47 -- -- Peak

Mode	37	
	Band Edge - L	
	U-NII-3_5.725-5.85_802.11ax HE40_CH151_Full RU_5755MHz	
ANT	9+8	
Pol.	Horizontal	Fundamental
Peak	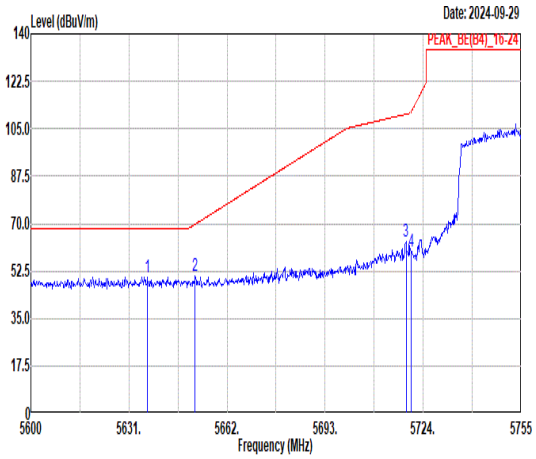 Freq Level Limit Line Margin Read Level Ant Factor Cable Loss Preamp Factor APos TPos Remark 1 5636.89 50.30 68.30 -18.00 39.47 34.98 8.35 32.50 176 134 PEAK 2 5651.93 50.63 69.73 -19.10 39.74 34.99 8.40 32.50 176 134 PEAK 3 5718.58 63.58 110.40 -46.82 52.40 35.03 8.65 32.50 176 134 PEAK 4 5720.13 59.93 111.09 -51.16 48.74 35.03 8.66 32.50 176 134 PEAK	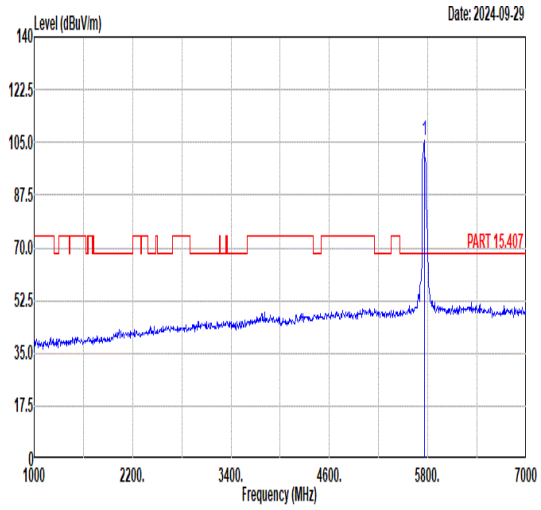 Freq Level Limit Line Margin Read Level Ant Factor Cable Loss Preamp Factor APos TPos Remark 1 5755.00 105.65 ------ ------ 94.30 35.05 8.80 32.50 176 134 PEAK
Avg	Blank	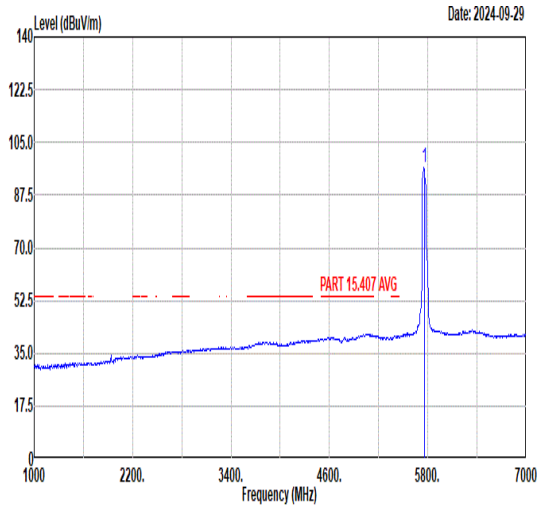 Freq Level Limit Line Margin Read Level Ant Factor Cable Loss Preamp Factor APos TPos Remark 1 5755.00 96.65 ------ ------ 85.33 35.05 8.77 32.50 176 134 AVERAGE

Mode	37	
	Band Edge - R	
	U-NII-3_5.725-5.85_802.11ax HE40_CH151_Full RU_5755MHz	
ANT	9+8	
Pol.	Horizontal	Fundamental
Peak	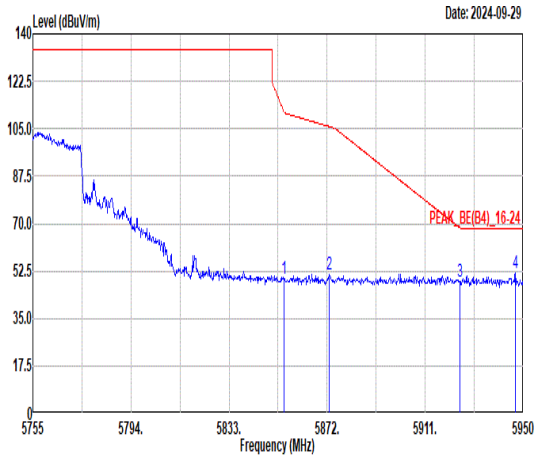 Freq Level Limit Line Margin Read Level Ant Factor Cable Loss Preamp Factor APos TPos Remark MHz dBuV/m dBuV/m dB dBuV dB/m dB dB cm deg 1 5854.84 49.91 111.17 -61.26 38.43 35.11 8.87 32.50 176 134 PEAK 2 5872.98 51.15 105.77 -54.62 39.68 35.12 8.85 32.50 176 134 PEAK 3 5924.85 48.50 68.31 -19.81 37.05 35.16 8.79 32.50 176 134 PEAK 4 5946.88 51.53 68.30 -16.77 40.10 35.17 8.76 32.50 176 134 PEAK	Blank

Mode	37	
	Band Edge - L	
	U-NII-3_5.725-5.85_802.11ax HE40_CH151_Full RU_5755MHz	
ANT	9+8	
Pol.	Vertical	Fundamental
Peak	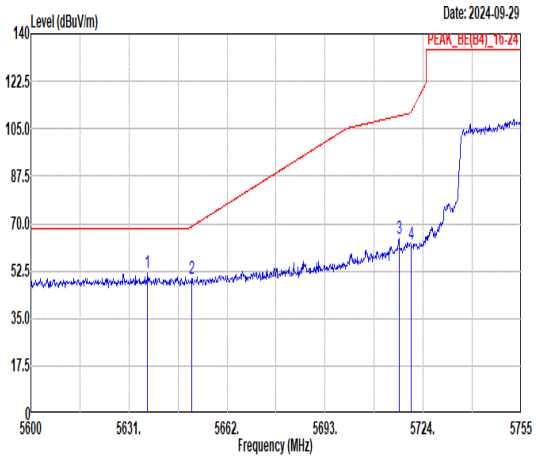 Freq Level Limit Line Margin Read Level Ant Factor Cable Loss Preamp Factor APos TPos Remark 1 5636.89 51.93 68.30 -16.37 41.10 34.98 8.35 32.50 339 273 PEAK 2 5650.84 49.67 68.92 -19.25 38.78 34.99 8.40 32.50 339 273 PEAK 3 5716.41 64.24 109.79 -45.55 53.07 35.03 8.64 32.50 339 273 PEAK 4 5720.13 62.26 111.09 -48.83 51.07 35.03 8.66 32.50 339 273 PEAK	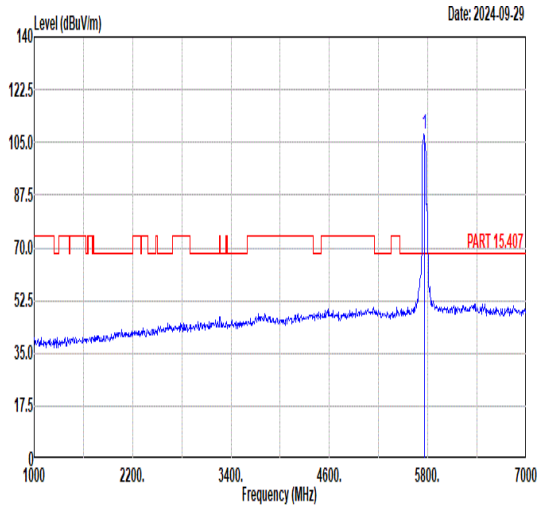 Freq Level Limit Line Margin Read Level Ant Factor Cable Loss Preamp Factor APos TPos Remark 1 5755.00 107.90 ------ ------ 96.58 35.05 8.77 32.50 339 273 PEAK
Avg	Blank	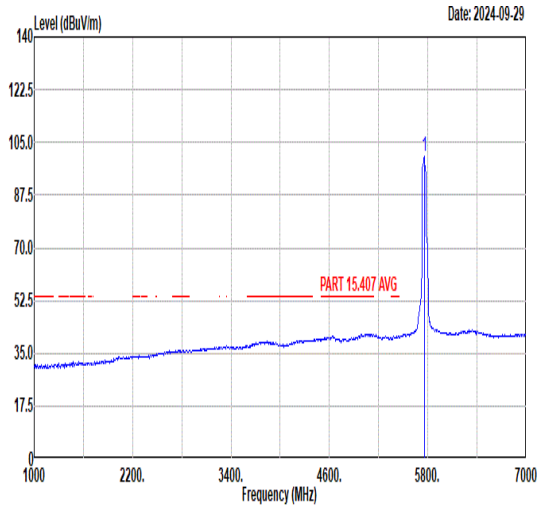 Freq Level Limit Line Margin Read Level Ant Factor Cable Loss Preamp Factor APos TPos Remark 1 5755.00 100.21 ------ ------ 88.86 35.05 8.80 32.50 339 273 AVERAGE

Mode	37	
	Band Edge - R	
	U-NII-3_5.725-5.85_802.11ax HE40_CH151_Full RU_5755MHz	
ANT	9+8	
Pol.	Vertical	Fundamental
Peak	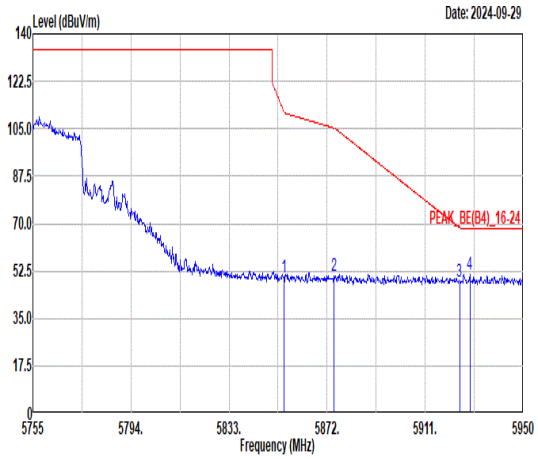 Freq Level Limit Line Margin Read Level Ant Factor Cable Loss Preamp Factor APos TPos Remark MHz dBuV/m dBuV/m dB dBuV dB/m dB dB cm deg 1 5854.84 50.19 111.17 -60.98 38.71 35.11 8.87 32.50 339 273 PEAK 2 5874.73 50.68 105.28 -54.60 39.21 35.12 8.85 32.50 339 273 PEAK 3 5924.65 48.81 68.46 -19.65 37.36 35.16 8.79 32.50 339 273 PEAK 4 5928.75 51.13 68.30 -17.17 39.69 35.16 8.78 32.50 339 273 PEAK	Blank

Mode	37	
	Harmonic	
	U-NII-3_5.725-5.85_802.11ax HE40_CH151_Full RU_5755MHz	
ANT	9+8	
Pol.	Horizontal	Vertical
Peak Avg	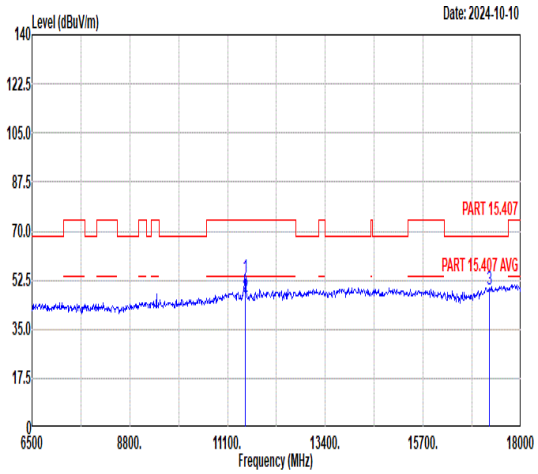 Freq Level Limit Line Margin Read Level Ant Factor Cable Loss Preamp Factor APos TPos Remark MHz dBuV/m dBuV/m dB dBuV dB/m dB dB cm deg 1 11510.00 53.46 74.00 -20.54 67.10 37.80 11.46 62.90 299 357 Peak 2 11510.00 46.60 54.00 -7.40 60.24 37.80 11.46 62.90 299 357 Average 3 17265.00 49.39 68.30 -18.91 61.20 40.32 13.18 65.31 -- -- Peak	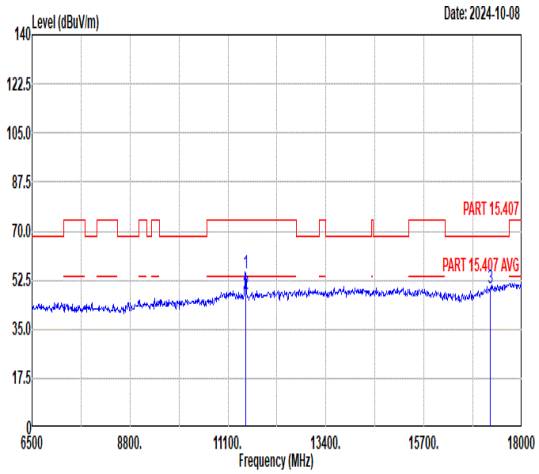 Freq Level Limit Line Margin Read Level Ant Factor Cable Loss Preamp Factor APos TPos Remark MHz dBuV/m dBuV/m dB dBuV dB/m dB dB cm deg 1 11510.00 54.97 74.00 -19.03 68.61 37.80 11.46 62.90 256 348 Peak 2 11510.00 47.54 54.00 -6.46 61.18 37.80 11.46 62.90 256 348 Average 3 17265.00 49.44 68.30 -18.86 61.25 40.32 13.18 65.31 -- -- Peak

Mode	38	
	Band Edge - L	
	U-NII-3_5.725-5.85_802.11ax HE40_CH159_Full RU_5795MHz	
ANT	9+8	
Pol.	Horizontal	Fundamental
Peak	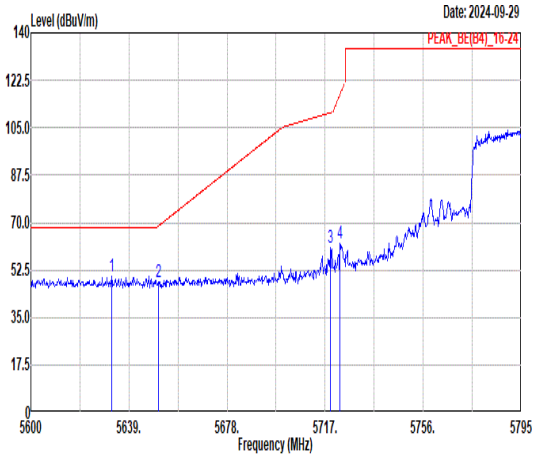 Freq Level Limit Line Margin Read Level Ant Factor Cable Loss Preamp Factor APos TPos Remark MHz dBuV/m dBuV/m dB dBuV dB/m dB dB cm deg 1 5632.18 50.12 68.30 -18.18 39.31 34.98 8.33 32.50 169 135 PEAK 2 5650.70 48.06 68.82 -20.76 37.17 34.99 8.40 32.50 169 135 PEAK 3 5719.15 60.98 110.56 -49.58 49.80 35.03 8.65 32.50 169 135 PEAK 4 5722.85 62.19 117.30 -55.11 50.99 35.03 8.67 32.50 169 135 PEAK	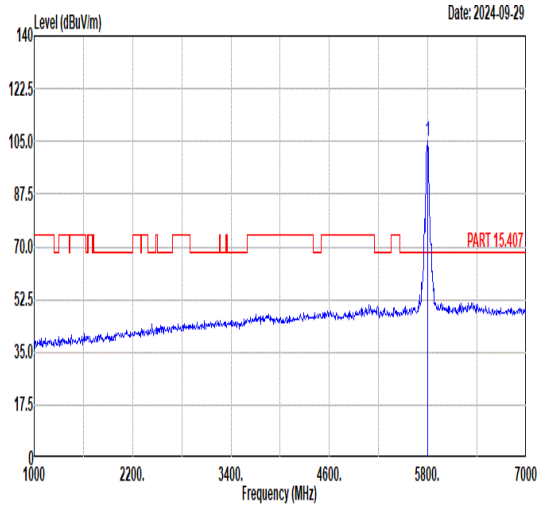 Freq Level Limit Line Margin Read Level Ant Factor Cable Loss Preamp Factor APos TPos Remark MHz dBuV/m dBuV/m dB dBuV dB/m dB dB cm deg 1 5795.00 104.92 ------ ------ 93.41 35.08 8.93 32.50 169 135 PEAK
Avg	Blank	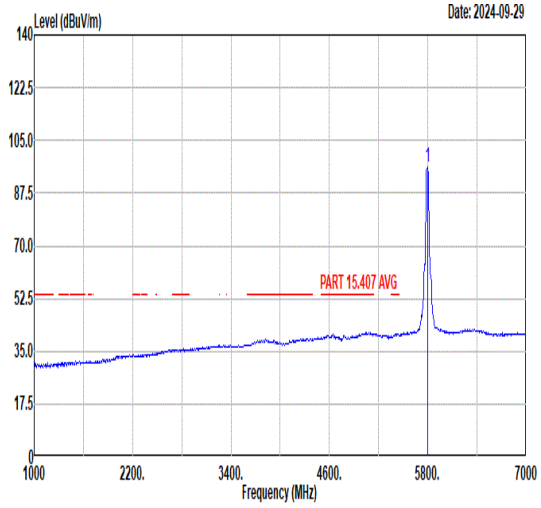 Freq Level Limit Line Margin Read Level Ant Factor Cable Loss Preamp Factor APos TPos Remark MHz dBuV/m dBuV/m dB dBuV dB/m dB dB cm deg 1 5795.00 96.10 ------ ------ 84.59 35.08 8.93 32.50 169 135 AVERAGE

Mode	38	
	Band Edge - R	
	U-NII-3_5.725-5.85_802.11ax HE40_CH159_Full RU_5795MHz	
ANT	9+8	
Pol.	Horizontal	Fundamental
Peak	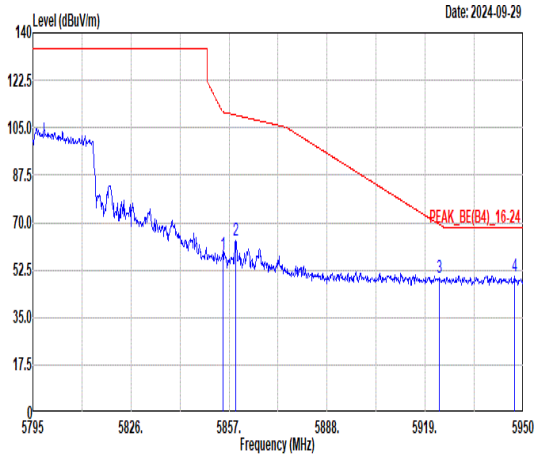 Freq Level Limit Line Margin Read Level Ant Factor Cable Loss Preamp Factor APos TPos Remark MHz dBuV/m dBuV/m dB dBuV dB/m dB dB cm deg 1 5854.99 57.88 110.83 -52.95 46.40 35.11 8.87 32.50 169 135 PEAK 2 5859.17 63.17 109.63 -46.46 51.68 35.12 8.87 32.50 169 135 PEAK 3 5923.50 49.62 69.31 -19.69 38.18 35.15 8.79 32.50 169 135 PEAK 4 5947.21 50.28 68.30 -18.02 38.85 35.17 8.76 32.50 169 135 PEAK	Blank

Mode	38	
	Band Edge - L	
	U-NII-3_5.725-5.85_802.11ax HE40_CH159_Full RU_5795MHz	
ANT	9+8	
Pol.	Vertical	Fundamental
Peak	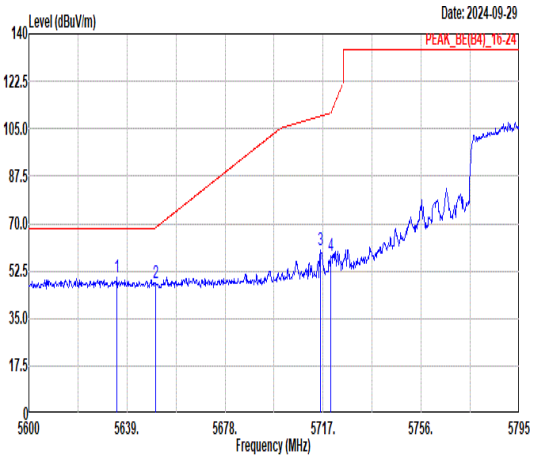 Freq Level Limit Line Margin Read Level Ant Factor Cable Loss Preamp Factor APos TPos Remark MHz dBuV/m dBuV/m dB dBuV dB/m dB dB cm deg 1 5635.10 50.22 68.30 -18.08 39.40 34.98 8.34 32.50 339 279 PEAK 2 5650.31 48.26 68.53 -20.27 37.37 34.99 8.40 32.50 339 279 PEAK 3 5715.83 60.12 109.63 -49.51 48.95 35.03 8.64 32.50 339 279 PEAK 4 5720.12 57.98 111.07 -53.09 46.79 35.03 8.66 32.50 339 279 PEAK	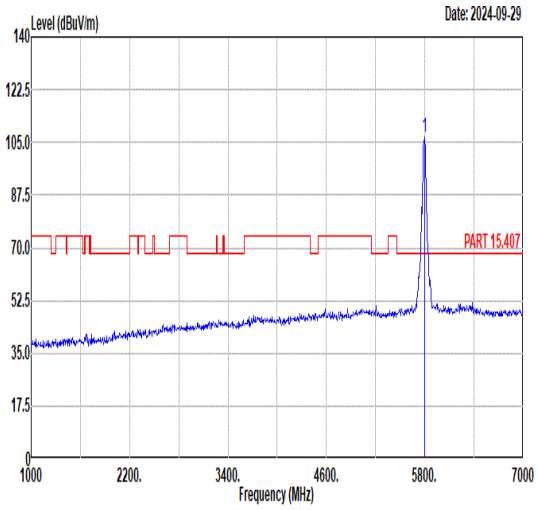 Freq Level Limit Line Margin Read Level Ant Factor Cable Loss Preamp Factor APos TPos Remark MHz dBuV/m dBuV/m dB dBuV dB/m dB dB cm deg 1 5795.00 106.70 ------ ------ 95.19 35.08 8.93 32.50 339 279 PEAK
Avg	Blank	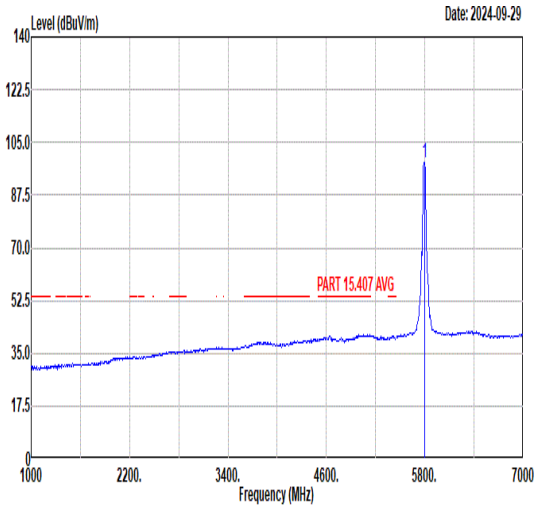 Freq Level Limit Line Margin Read Level Ant Factor Cable Loss Preamp Factor APos TPos Remark MHz dBuV/m dBuV/m dB dBuV dB/m dB dB cm deg 1 5795.00 98.48 ------ ------ 86.97 35.08 8.93 32.50 339 279 AVERAGE

Mode	38	
	Band Edge - R	
	U-NII-3_5.725-5.85_802.11ax HE40_CH159_Full RU_5795MHz	
ANT	9+8	
Pol.	Vertical	Fundamental
Peak	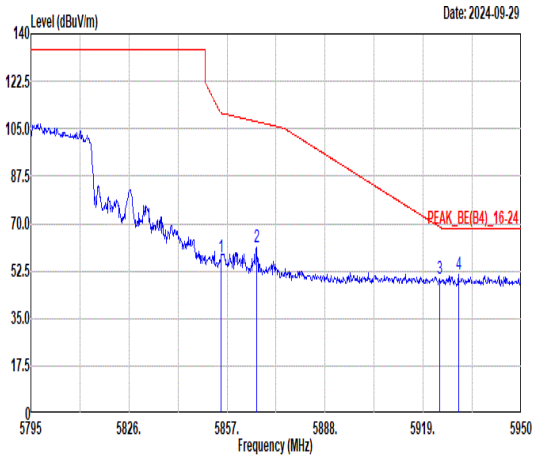 Freq Level Limit Line Margin Read Level Ant Factor Cable Loss Preamp Factor APos TPos Remark MHz dBuV/m dBuV/m dB dBuV dB/m dB dB cm deg 1 5854.99 57.46 110.83 -53.37 45.98 35.11 8.87 32.50 339 279 PEAK 2 5866.30 61.15 107.63 -46.48 49.67 35.12 8.86 32.50 339 279 PEAK 3 5924.12 49.46 68.85 -19.39 38.01 35.16 8.79 32.50 339 279 PEAK 4 5930.16 51.08 68.30 -17.22 39.64 35.16 8.78 32.50 339 279 PEAK	Blank

Mode	38	
	Harmonic	
	U-NII-3_5.725-5.85_802.11ax HE40_CH159_Full RU_5795MHz	
ANT	9+8	
Pol.	Horizontal	Vertical
Peak Avg	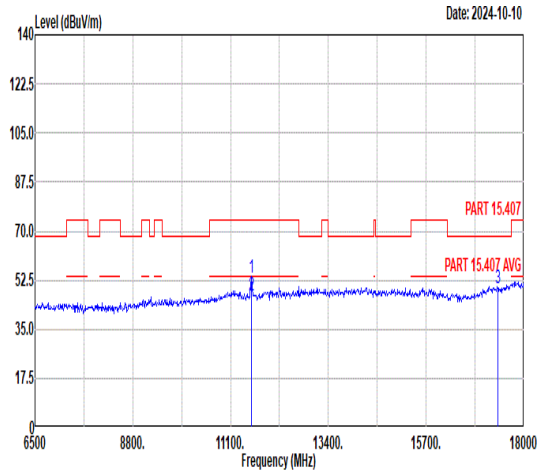 Freq Level Limit Line Margin Read Level Ant Factor Cable Loss Preamp Factor APos TPos Remark MHz dBuV/m dBuV/m dB dBuV dB/m dB dB cm deg 1 11590.00 53.31 74.00 -20.69 66.89 37.87 11.50 62.95 294 357 Peak 2 11590.00 46.90 54.00 -7.10 60.48 37.87 11.50 62.95 294 357 Average 3 17385.00 49.83 68.30 -18.47 61.51 40.51 13.21 65.40 -- -- Peak	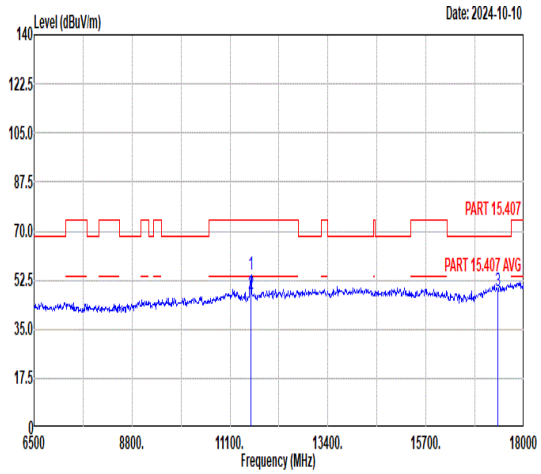 Freq Level Limit Line Margin Read Level Ant Factor Cable Loss Preamp Factor APos TPos Remark MHz dBuV/m dBuV/m dB dBuV dB/m dB dB cm deg 1 11590.00 54.67 74.00 -19.33 68.25 37.87 11.50 62.95 262 337 Peak 2 11590.00 47.60 54.00 -6.40 61.18 37.87 11.50 62.95 262 337 Average 3 17385.00 48.43 68.30 -19.87 60.11 40.51 13.21 65.40 -- -- Peak

Mode	39	
	Band Edge - L	
	U-NII-3_5.725-5.85_802.11ax HE80_CH155_Full RU_5775MHz	
ANT	9+8	
Pol.	Horizontal	Fundamental
Peak	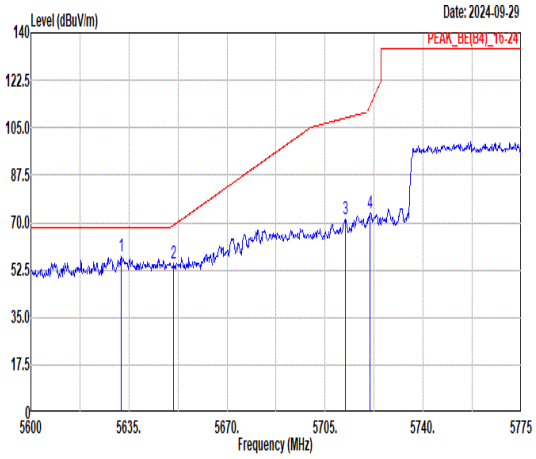 Freq Level Limit Line Margin Read Level Ant Factor Cable Loss Preamp Factor APos TPos Remark MHz dBuV/m dBuV/m dB dBuV dB/m dB dB cm deg 1 5632.20 57.48 68.30 -10.82 46.67 34.98 8.33 32.50 168 136 PEAK 2 5650.93 54.93 68.99 -14.06 44.04 34.99 8.40 32.50 168 136 PEAK 3 5712.35 71.52 108.66 -37.14 60.36 35.03 8.63 32.50 168 136 PEAK 4 5720.93 73.40 112.91 -39.51 62.21 35.03 8.66 32.50 168 136 PEAK	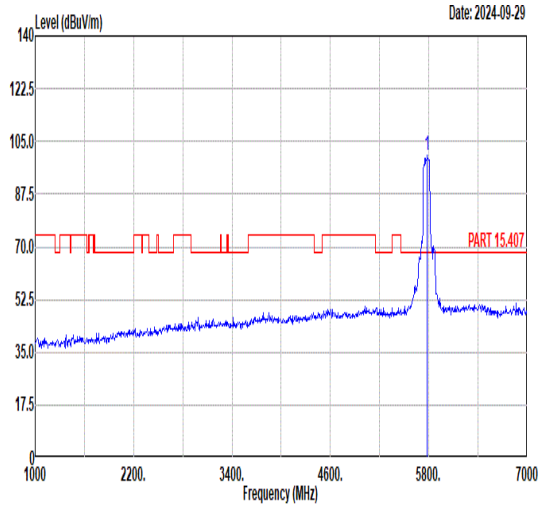 Freq Level Limit Line Margin Read Level Ant Factor Cable Loss Preamp Factor APos TPos Remark MHz dBuV/m dBuV/m dB dBuV dB/m dB dB cm deg 1 5775.00 100.52 ------ ------ 89.07 35.07 8.88 32.50 168 136 PEAK
Avg	Blank	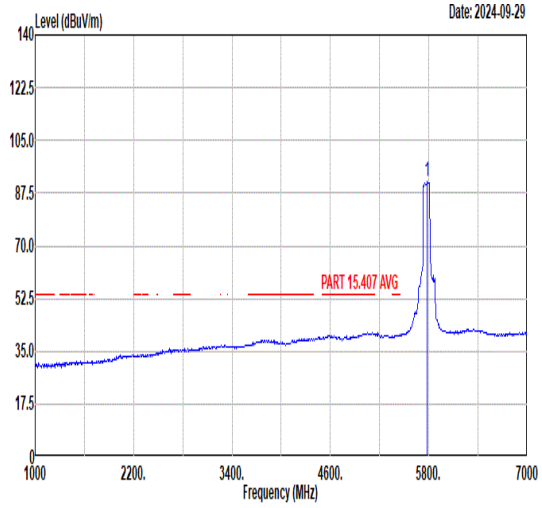 Freq Level Limit Line Margin Read Level Ant Factor Cable Loss Preamp Factor APos TPos Remark MHz dBuV/m dBuV/m dB dBuV dB/m dB dB cm deg 1 5775.00 91.34 ------ ------ 79.89 35.07 8.88 32.50 168 136 AVERAGE

Mode	39	
	Band Edge - R	
	U-NII-3_5.725-5.85_802.11ax HE80_CH155_Full RU_5775MHz	
ANT	9+8	
Pol.	Horizontal	Fundamental
Peak	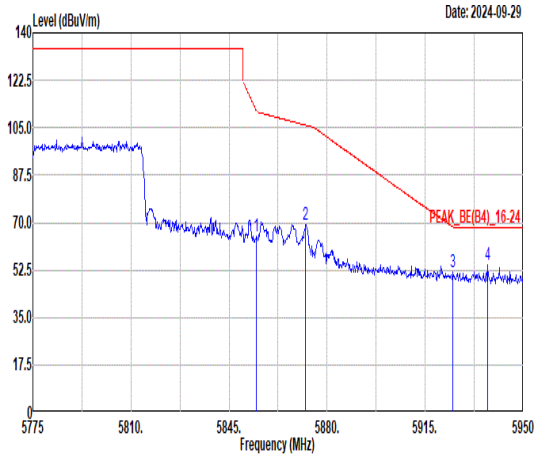 Freq Level Limit Line Margin Read Level Ant Factor Cable Loss Preamp Factor APos TPos Remark MHz dBuV/m dBuV/m dB dBuV dB/m dB dB cm deg 1 5854.80 65.03 111.26 -46.23 53.55 35.11 8.87 32.50 168 136 PEAK 2 5872.30 69.47 105.95 -36.48 58.00 35.12 8.85 32.50 168 136 PEAK 3 5924.98 51.59 68.22 -16.63 40.14 35.16 8.79 32.50 168 136 PEAK 4 5937.40 54.46 68.30 -13.84 43.03 35.16 8.77 32.50 168 136 PEAK	Blank

Mode	39	
	Band Edge - L	
	U-NII-3_5.725-5.85_802.11ax HE80_CH155_Full RU_5775MHz	
ANT	9+8	
Pol.	Vertical	Fundamental
Peak	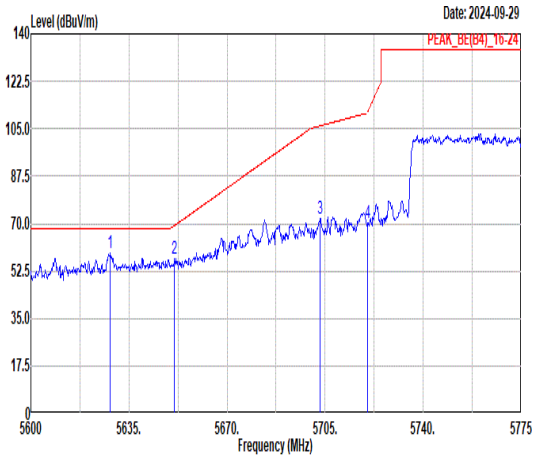 Freq Level Limit Line Margin Read Level Ant Factor Cable Loss Preamp Factor APos TPos Remark 1 5628.35 59.26 68.30 -9.04 48.46 34.98 8.32 32.50 337 275 PEAK 2 5651.28 57.13 69.24 -12.11 46.24 34.99 8.40 32.50 337 275 PEAK 3 5703.25 71.84 106.11 -34.27 60.73 35.02 8.59 32.50 337 275 PEAK 4 5720.05 70.06 110.91 -40.85 58.87 35.03 8.66 32.50 337 275 PEAK	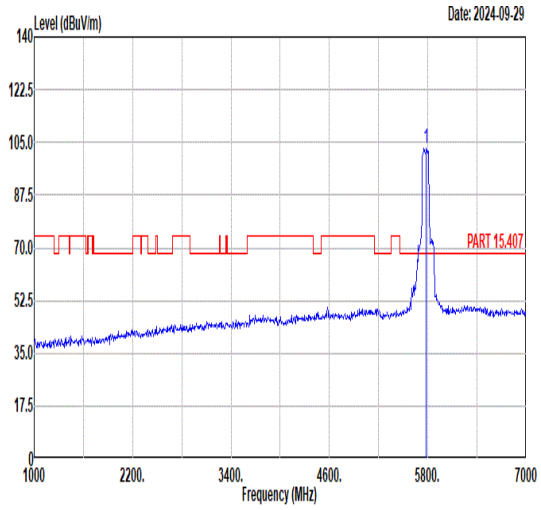 Freq Level Limit Line Margin Read Level Ant Factor Cable Loss Preamp Factor APos TPos Remark 1 5775.00 103.15 ------ ------ 91.83 35.05 8.77 32.50 337 275 PEAK
Avg	Blank	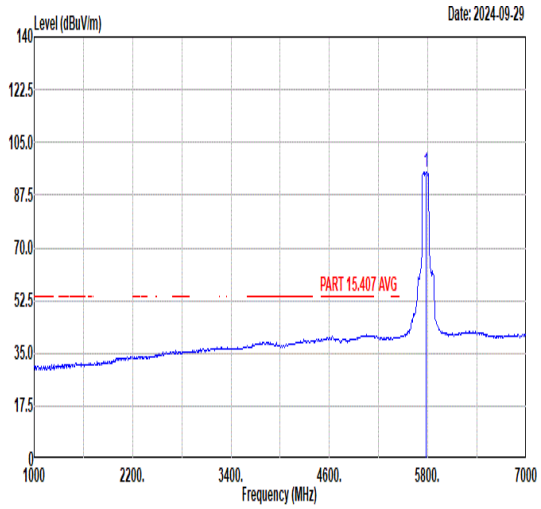 Freq Level Limit Line Margin Read Level Ant Factor Cable Loss Preamp Factor APos TPos Remark 1 5775.00 95.05 ------ ------ 83.57 35.07 8.91 32.50 337 275 AVERAGE

Mode	39	
	Band Edge - R	
	U-NII-3_5.725-5.85_802.11ax HE80_CH155_Full RU_5775MHz	
ANT	9+8	
Pol.	Vertical	Fundamental
Peak	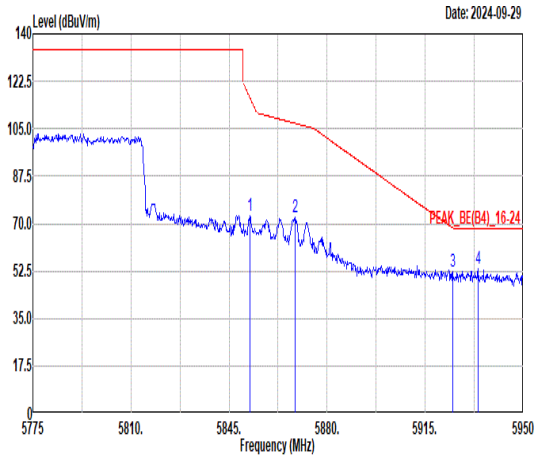 Freq Level Limit Line Margin Read Level Ant Factor Cable Loss Preamp Factor APos TPos Remark MHz dBuV/m dBuV/m dB dBuV dB/m dB dB cm deg 1 5852.53 72.67 116.44 -43.77 61.19 35.11 8.87 32.50 337 275 PEAK 2 5868.63 72.24 106.98 -34.74 60.76 35.12 8.86 32.50 337 275 PEAK 3 5924.80 52.14 68.35 -16.21 40.69 35.16 8.79 32.50 337 275 PEAK 4 5933.90 53.36 68.30 -14.94 41.92 35.16 8.78 32.50 337 275 PEAK	Blank

Mode	39	
	Harmonic	
	U-NII-3_5.725-5.85_802.11ax HE80_CH155_Full RU_5775MHz	
ANT	9+8	
Pol.	Horizontal	Vertical
Peak Avg	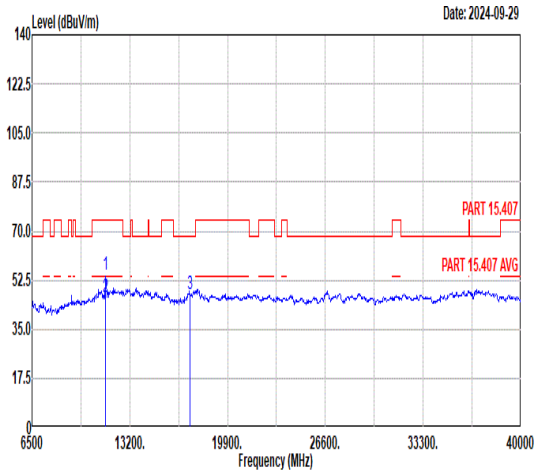 Freq Level Limit Line Margin Read Level Ant Factor Cable Loss Preamp Factor APos TPos Remark MHz dBuV/m dBuV/m dB dBuV dB/m dB dB cm deg 1 11550.00 54.20 74.00 -19.80 67.81 37.84 11.48 62.93 236 359 Peak 2 11550.00 46.50 54.00 -7.50 60.11 37.84 11.48 62.93 236 359 Average 3 17325.00 47.61 68.30 -20.69 59.37 40.41 13.19 65.36 -- -- Peak	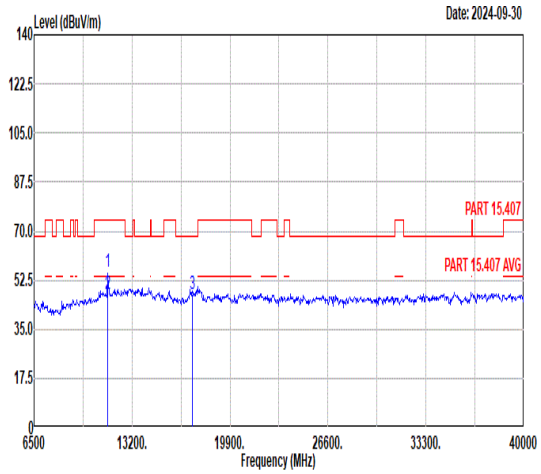 Freq Level Limit Line Margin Read Level Ant Factor Cable Loss Preamp Factor APos TPos Remark MHz dBuV/m dBuV/m dB dBuV dB/m dB dB cm deg 1 11550.00 55.22 74.00 -18.78 68.83 37.84 11.48 62.93 272 339 Peak 2 11550.00 47.76 54.00 -6.24 61.37 37.84 11.48 62.93 272 339 Average 3 17325.00 47.81 68.30 -20.49 59.57 40.41 13.19 65.36 -- -- Peak

Mode	40	
	Band Edge	
	U-NII-1_5.15-5.25_802.11ax HE20_CH36_Partial_RU _5180MHz	
ANT	9+8	
Pol.	Horizontal	Fundamental
Peak	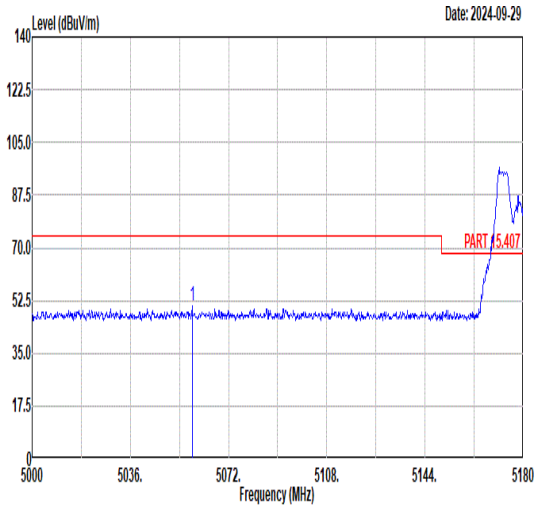 Limit Read Ant Cable Preamp APos TPos Freq Level Line Margin Level Factor Loss Factor Remark MHz dBuV/m dBuV/m dB dBuV dB/m dB dB cm deg 1 5058.68 50.57 74.00 -23.43 40.84 34.55 7.86 32.68 400 133 PEAK	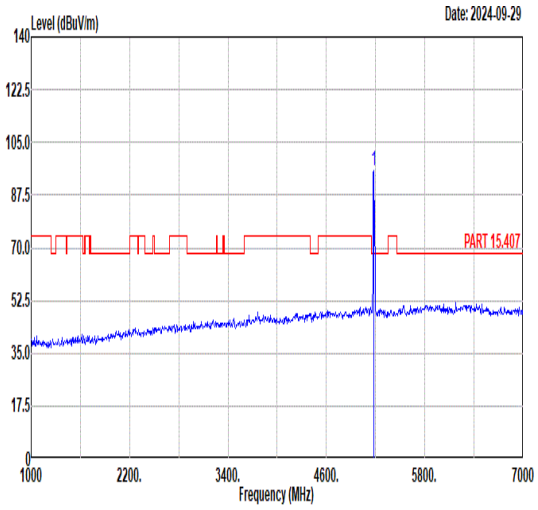 Limit Read Ant Cable Preamp APos TPos Freq Level Line Margin Level Factor Loss Factor Remark MHz dBuV/m dBuV/m dB dBuV dB/m dB dB cm deg 1 5180.00 95.67 ------ ------ 85.72 34.64 7.94 32.63 400 133 PEAK
Avg	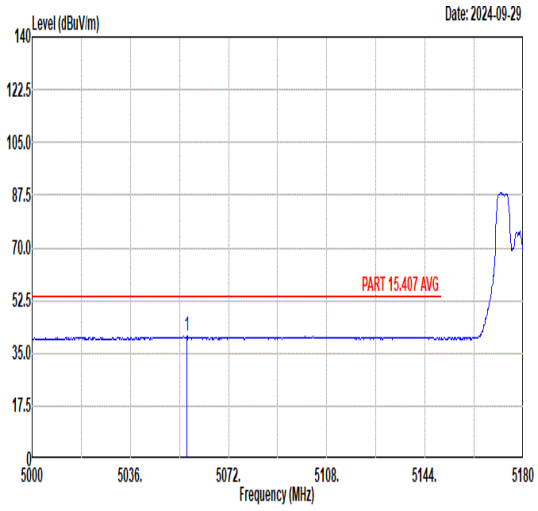 Limit Read Ant Cable Preamp APos TPos Freq Level Line Margin Level Factor Loss Factor Remark MHz dBuV/m dBuV/m dB dBuV dB/m dB dB cm deg 1 5056.70 40.61 54.00 -13.39 30.88 34.55 7.86 32.68 400 133 AVERAGE	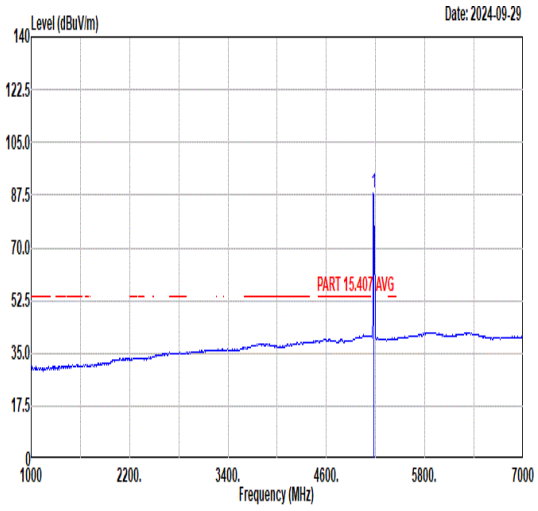 Limit Read Ant Cable Preamp APos TPos Freq Level Line Margin Level Factor Loss Factor Remark MHz dBuV/m dBuV/m dB dBuV dB/m dB dB cm deg 1 5180.00 88.21 ------ ------ 78.27 34.64 7.93 32.63 400 133 AVERAGE

Mode	40	
	Band Edge	
	U-NII-1_5.15-5.25_802.11ax HE20_CH36_Partial_RU _5180MHz	
ANT	9+8	
Pol.	Vertical	Fundamental
Peak	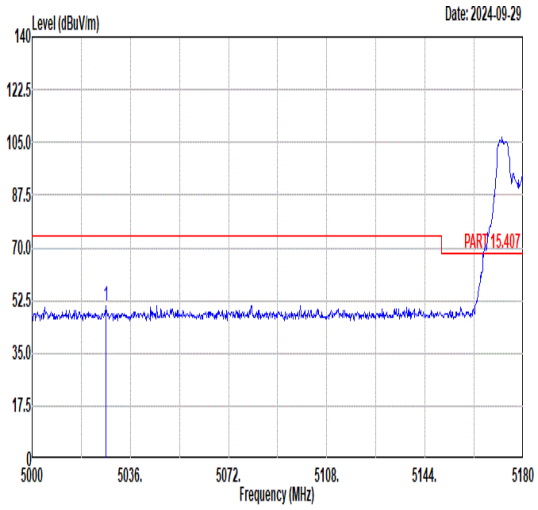 Freq Level Limit Line Margin Read Level Ant Factor Cable Loss Preamp Factor APos TPos Remark MHz dBuV/m dBuV/m dB dBuV dB/m dB dB cm deg 1 5027.00 50.87 74.00 -23.13 41.19 34.53 7.84 32.69 200 316 PEAK	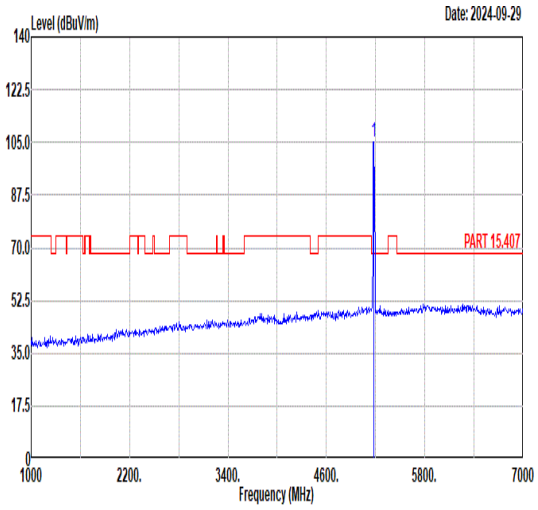 Freq Level Limit Line Margin Read Level Ant Factor Cable Loss Preamp Factor APos TPos Remark MHz dBuV/m dBuV/m dB dBuV dB/m dB dB cm deg 1 5180.00 105.35 ------ ------ 95.40 34.64 7.94 32.63 200 316 PEAK
Avg	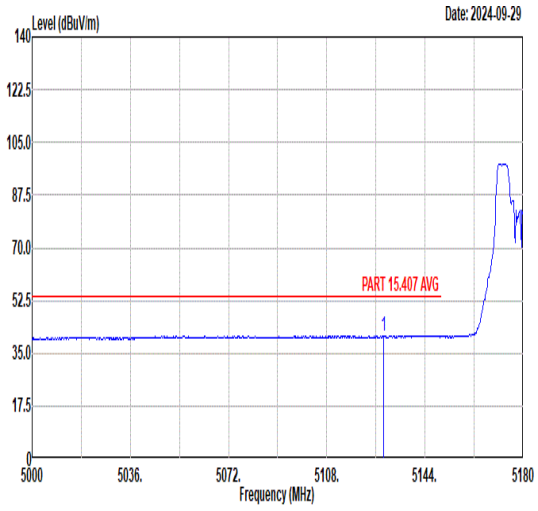 Freq Level Limit Line Margin Read Level Ant Factor Cable Loss Preamp Factor APos TPos Remark MHz dBuV/m dBuV/m dB dBuV dB/m dB dB cm deg 1 5128.88 40.87 54.00 -13.13 31.01 34.61 7.90 32.65 200 316 AVERAGE	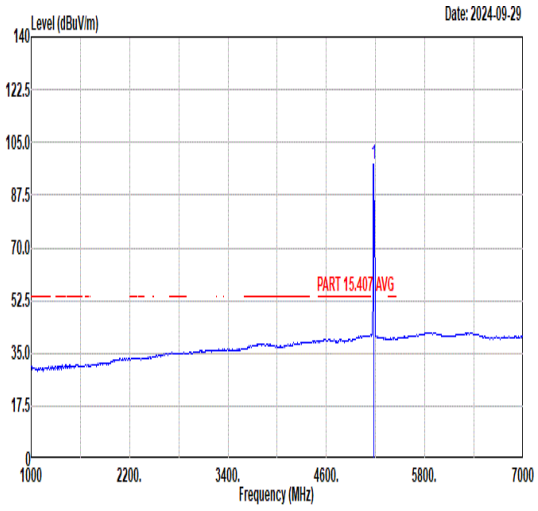 Freq Level Limit Line Margin Read Level Ant Factor Cable Loss Preamp Factor APos TPos Remark MHz dBuV/m dBuV/m dB dBuV dB/m dB dB cm deg 1 5180.00 97.75 ------ ------ 87.81 34.64 7.93 32.63 200 316 AVERAGE

Mode	41	
	Band Edge	
	U-NII-2A_5.15-5.25_802.11ax HE20_CH64_Partial_RU _5320MHz	
ANT	9+8	
Pol.	Horizontal	Fundamental
Peak	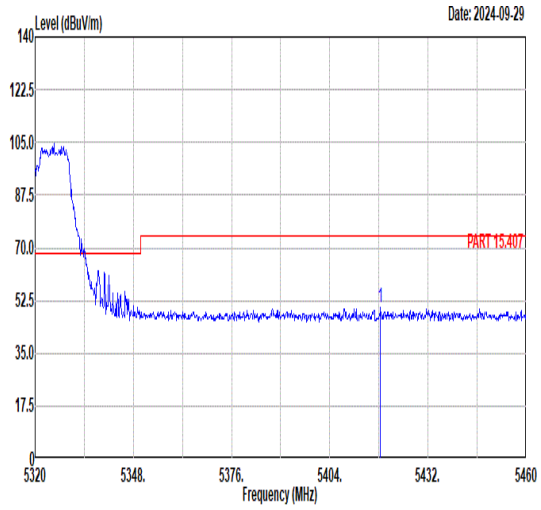 Freq Level Limit Line Margin Read Level Ant Factor Cable Loss Preamp Factor APos TPos Remark MHz dBuV/m dBuV/m dB dBuV dB/m dB dB cm deg 1 5418.42 50.07 74.00 -23.93 39.31 34.83 8.46 32.53 109 146 PEAK	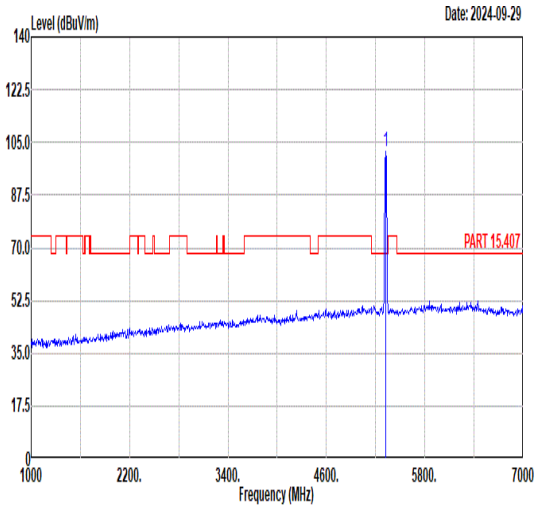 Freq Level Limit Line Margin Read Level Ant Factor Cable Loss Preamp Factor APos TPos Remark MHz dBuV/m dBuV/m dB dBuV dB/m dB dB cm deg 1 5320.00 102.09 ------ ------ 91.64 34.76 8.26 32.57 109 146 PEAK
Avg	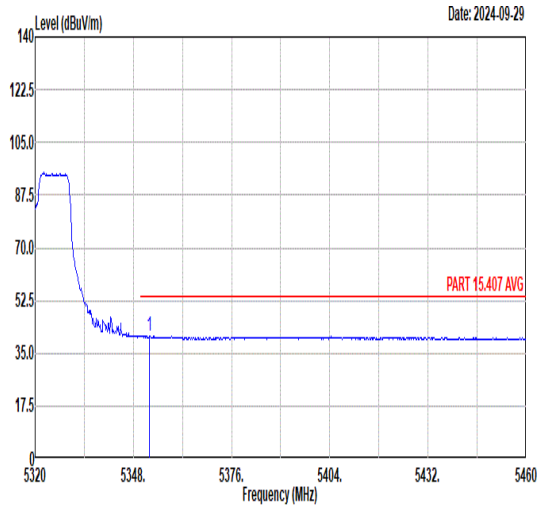 Freq Level Limit Line Margin Read Level Ant Factor Cable Loss Preamp Factor APos TPos Remark MHz dBuV/m dBuV/m dB dBuV dB/m dB dB cm deg 1 5352.62 40.85 54.00 -13.15 30.30 34.78 8.33 32.56 109 146 AVERAGE	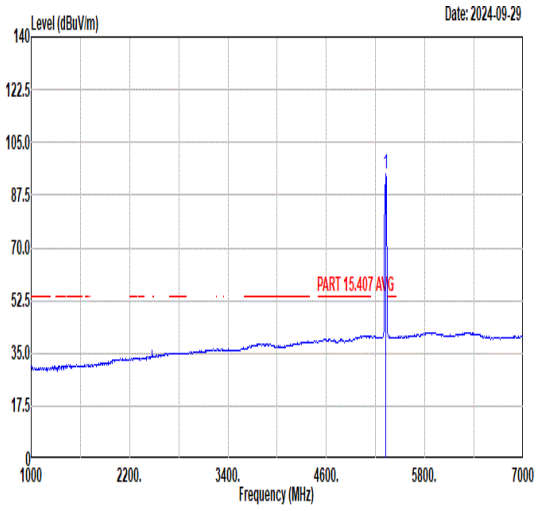 Freq Level Limit Line Margin Read Level Ant Factor Cable Loss Preamp Factor APos TPos Remark MHz dBuV/m dBuV/m dB dBuV dB/m dB dB cm deg 1 5320.00 94.62 ------ ------ 84.19 34.75 8.25 32.57 109 146 AVERAGE

Mode	41	
	Band Edge	
	U-NII-2A_5.15-5.25_802.11ax HE20_CH64_Partial_RU _5320MHz	
ANT	9+8	
Pol.	Vertical	Fundamental
Peak	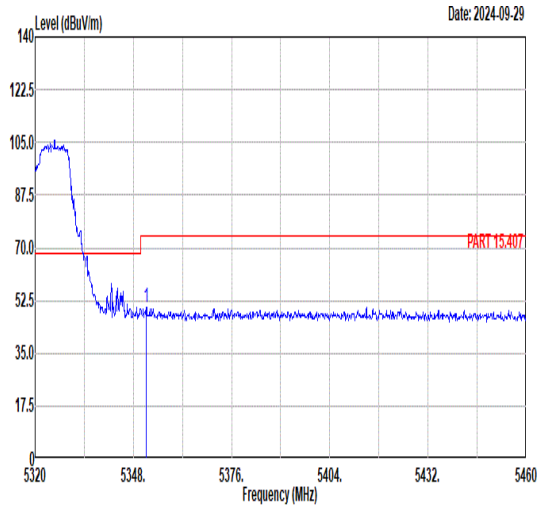 Freq Level Limit Line Margin Read Level Ant Factor Cable Loss Preamp Factor APos TPos Remark MHz dBuV/m dBuV/m dB dBuV dB/m dB dB cm deg 1 5351.64 50.09 74.00 -23.91 39.54 34.78 8.33 32.56 200 303 PEAK	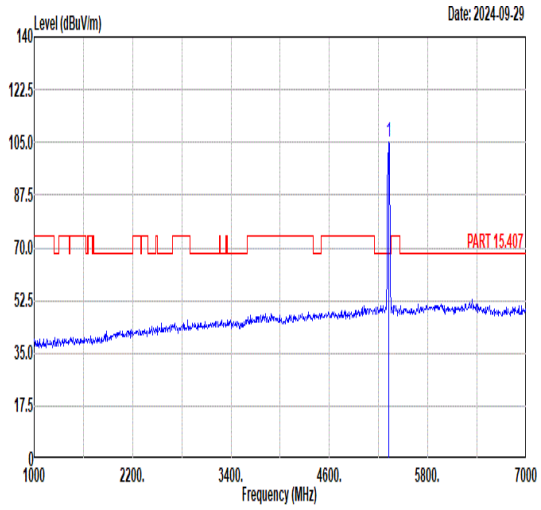 Freq Level Limit Line Margin Read Level Ant Factor Cable Loss Preamp Factor APos TPos Remark MHz dBuV/m dBuV/m dB dBuV dB/m dB dB cm deg 1 5320.00 104.89 ------ ------ 94.44 34.76 8.26 32.57 200 303 PEAK
Avg	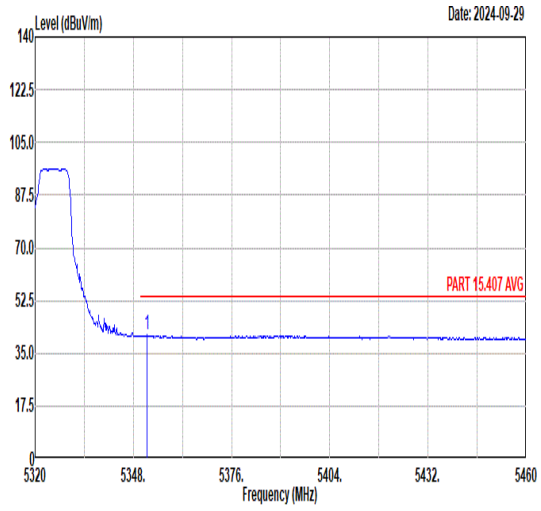 Freq Level Limit Line Margin Read Level Ant Factor Cable Loss Preamp Factor APos TPos Remark MHz dBuV/m dBuV/m dB dBuV dB/m dB dB cm deg 1 5351.92 40.98 54.00 -13.02 30.43 34.78 8.33 32.56 200 303 AVERAGE	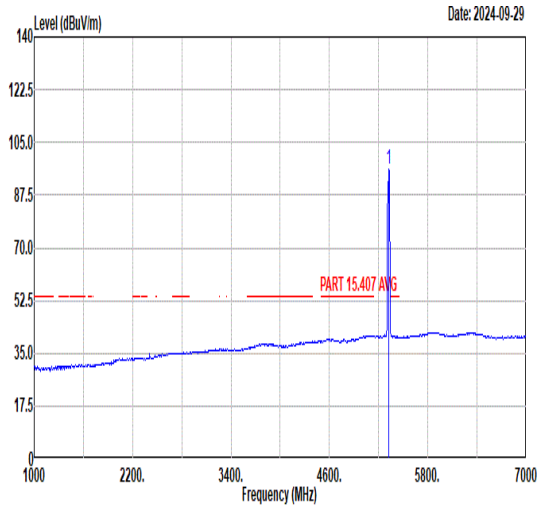 Freq Level Limit Line Margin Read Level Ant Factor Cable Loss Preamp Factor APos TPos Remark MHz dBuV/m dBuV/m dB dBuV dB/m dB dB cm deg 1 5320.00 96.11 ------ ------ 85.66 34.76 8.26 32.57 200 303 AVERAGE

Mode	42	
	Band Edge	
	U-NII-3_5.47-5.725_802.11ax HE20_CH100_Partial_RU _5500MHz	
ANT	9+8	
Pol.	Horizontal	Fundamental
Peak	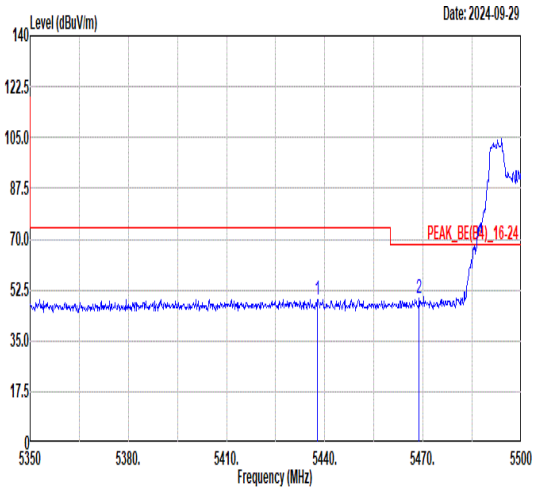 Freq Level Limit Line Margin Read Level Ant Factor Cable Loss Preamp Factor APos TPos Remark MHz dBuV/m dBuV/m dB dBuV dB/m dB dB cm deg 1 5437.75 49.37 74.00 -24.63 38.60 34.85 8.44 32.52 175 130 PEAK 2 5468.80 49.90 68.30 -18.40 39.14 34.87 8.40 32.51 175 130 PEAK	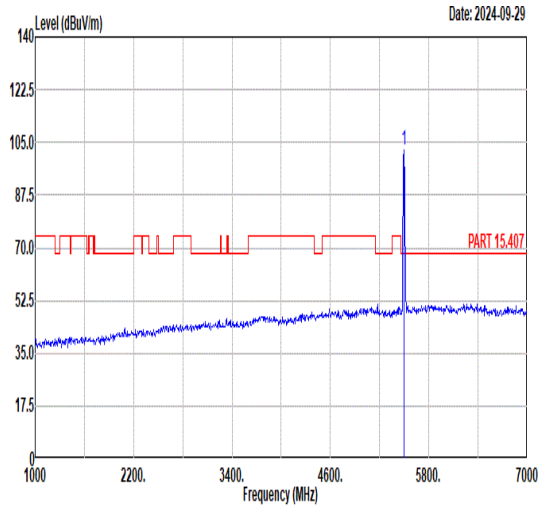 Freq Level Limit Line Margin Read Level Ant Factor Cable Loss Preamp Factor APos TPos Remark MHz dBuV/m dBuV/m dB dBuV dB/m dB dB cm deg 1 5500.00 102.50 ------ ------ 91.75 34.89 8.36 32.50 175 130 PEAK
Avg	Blank	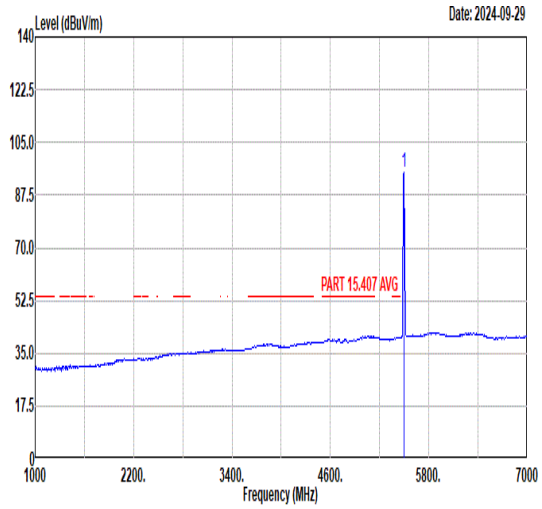 Freq Level Limit Line Margin Read Level Ant Factor Cable Loss Preamp Factor APos TPos Remark MHz dBuV/m dBuV/m dB dBuV dB/m dB dB cm deg 1 5500.00 95.29 ------ ------ 84.54 34.89 8.36 32.50 175 130 AVERAGE

Mode	42	
	Band Edge	
	U-NII-3_5.47-5.725_802.11ax HE20_CH100_Partial_RU _5500MHz	
ANT	9+8	
Pol.	Vertical	Fundamental
Peak	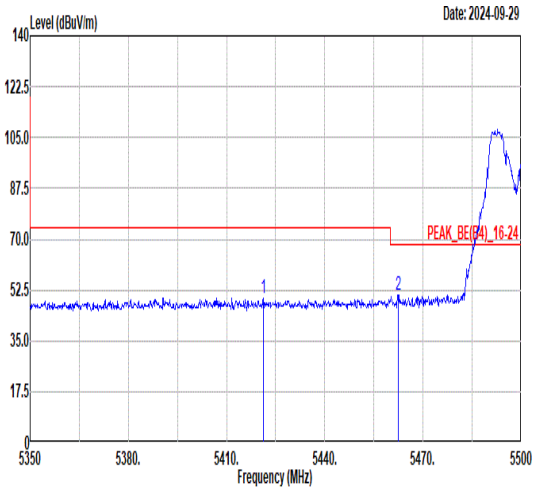 Freq Level Limit Line Margin Read Level Ant Factor Cable Loss Preamp Factor APos TPos Remark MHz dBuV/m dBuV/m dB dBuV dB/m dB dB cm deg 1 5421.25 49.84 74.00 -24.16 39.08 34.83 8.46 32.53 200 284 PEAK 2 5462.35 50.81 68.30 -17.49 40.04 34.87 8.41 32.51 200 284 PEAK	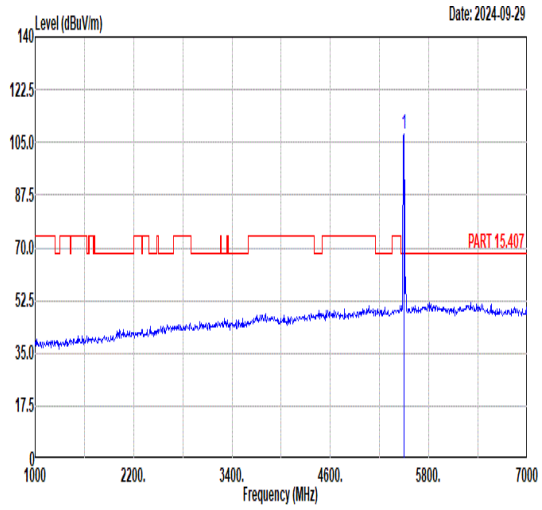 Freq Level Limit Line Margin Read Level Ant Factor Cable Loss Preamp Factor APos TPos Remark MHz dBuV/m dBuV/m dB dBuV dB/m dB dB cm deg 1 5500.00 107.92 ------ ------ 97.17 34.89 8.36 32.50 200 284 PEAK
Avg	Blank	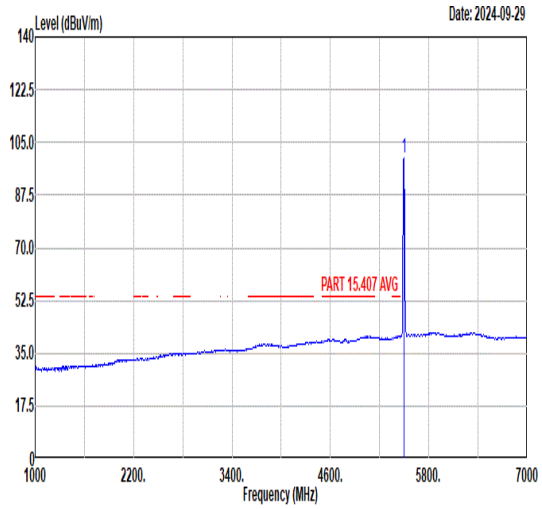 Freq Level Limit Line Margin Read Level Ant Factor Cable Loss Preamp Factor APos TPos Remark MHz dBuV/m dBuV/m dB dBuV dB/m dB dB cm deg 1 5500.00 99.60 ------ ------ 88.85 34.89 8.36 32.50 200 284 AVERAGE

Mode	43	
	Band Edge	
	U-NII-2C_5.47-5.725_802.11ax HE20_CH140_Partial_RU _5700MHz	
ANT	9+8	
Pol.	Horizontal	Fundamental
Peak	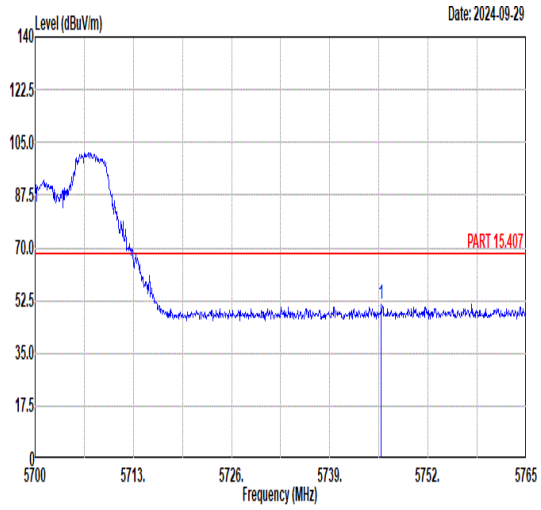 Freq Level Limit Line Margin Read Level Ant Factor Cable Loss Preamp Factor APos TPos Remark MHz dBuV/m dBuV/m dB dBuV dB/m dB dB cm deg 1 5745.83 51.05 68.30 -17.25 39.75 35.05 8.75 32.50 382 0 PEAK	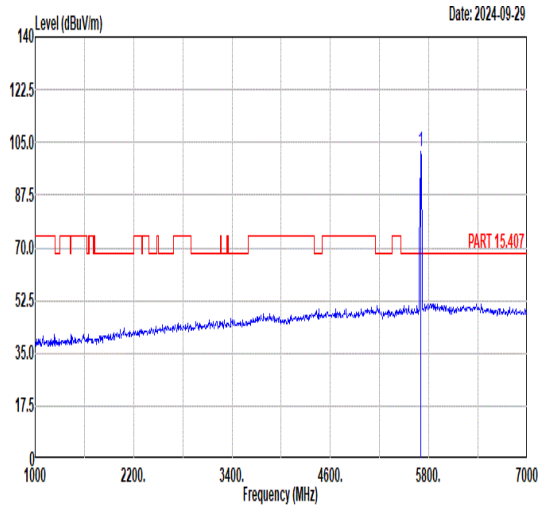 Freq Level Limit Line Margin Read Level Ant Factor Cable Loss Preamp Factor APos TPos Remark MHz dBuV/m dBuV/m dB dBuV dB/m dB dB cm deg 1 5700.00 102.03 ------ ------ 90.91 35.02 8.60 32.50 382 0 PEAK
Avg	Blank	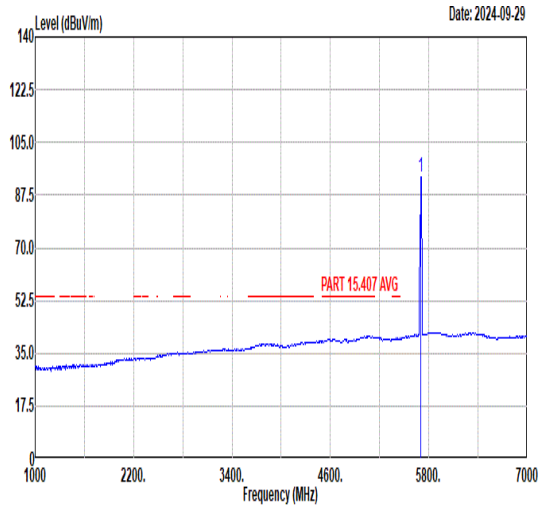 Freq Level Limit Line Margin Read Level Ant Factor Cable Loss Preamp Factor APos TPos Remark MHz dBuV/m dBuV/m dB dBuV dB/m dB dB cm deg 1 5700.00 93.74 ------ ------ 82.62 35.02 8.60 32.50 382 0 AVERAGE

Mode	43	
	Band Edge	
	U-NII-2C_5.47-5.725_802.11ax HE20_CH140_Partial_RU _5700MHz	
ANT	9+8	
Pol.	Vertical	Fundamental
Peak	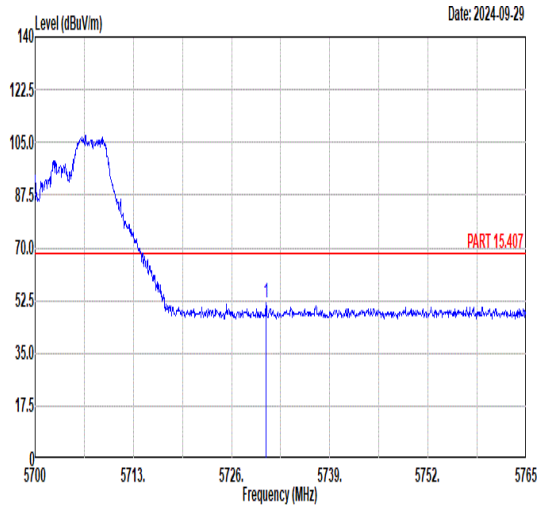 Freq Level Limit Line Margin Read Level Ant Factor Cable Loss Preamp Factor APos TPos Remark MHz dBuV/m dBuV/m dB dBuV dB/m dB dB cm deg 1 5730.55 51.52 68.30 -16.78 40.29 35.04 8.69 32.50 200 329 PEAK	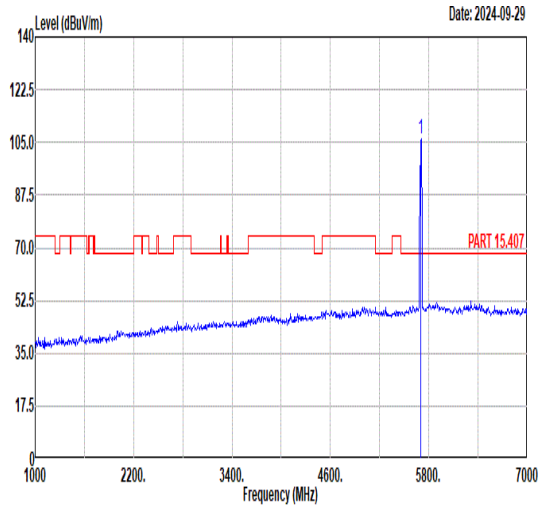 Freq Level Limit Line Margin Read Level Ant Factor Cable Loss Preamp Factor APos TPos Remark MHz dBuV/m dBuV/m dB dBuV dB/m dB dB cm deg 1 5700.00 106.40 ------ ------ 95.26 35.02 8.62 32.50 200 329 PEAK
Avg	Blank	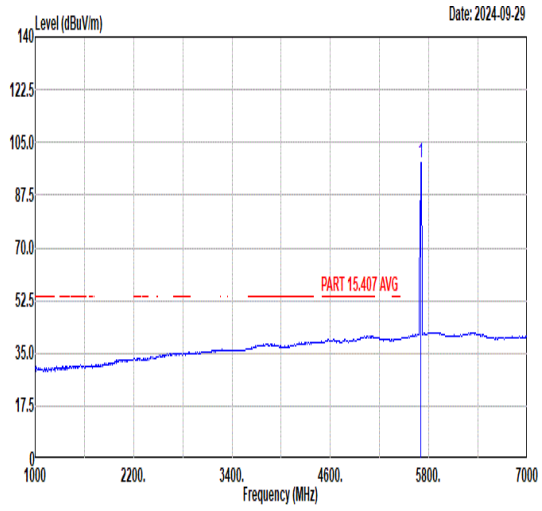 Freq Level Limit Line Margin Read Level Ant Factor Cable Loss Preamp Factor APos TPos Remark MHz dBuV/m dBuV/m dB dBuV dB/m dB dB cm deg 1 5700.00 98.37 ------ ------ 87.25 35.02 8.60 32.50 200 329 AVERAGE

Mode	44	
	Band Edge	
	U-NII-3_5.725-5.85_802.11ax HE20_CH149_Partial_RU _5745MHz	
ANT	9+8	
Pol.	Horizontal	Fundamental
Peak	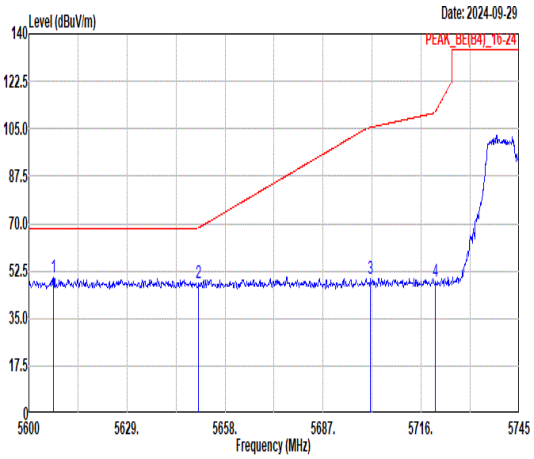 Freq Level Limit Line Margin Read Level Ant Factor Cable Loss Preamp Factor APos TPos Remark MHz dBuV/m dBuV/m dB dBuV dB/m dB dB cm deg 1 5607.25 50.06 68.30 -18.24 39.36 34.96 8.24 32.50 367 0 PEAK 2 5650.17 48.16 68.43 -20.27 37.27 34.99 8.40 32.50 367 0 PEAK 3 5700.92 49.70 105.46 -55.76 38.59 35.02 8.59 32.50 367 0 PEAK 4 5720.21 48.47 111.27 -62.80 37.28 35.03 8.66 32.50 367 0 PEAK	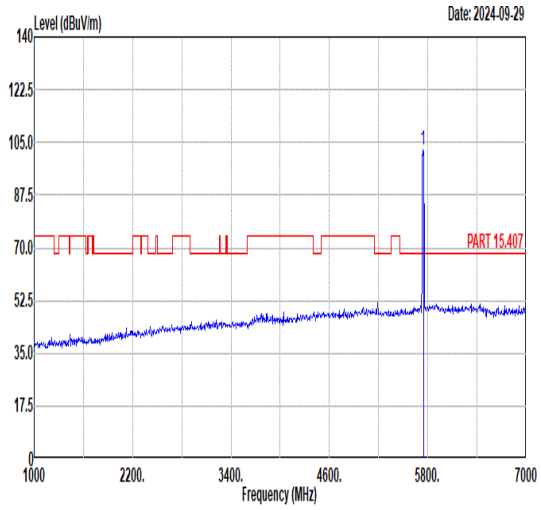 Freq Level Limit Line Margin Read Level Ant Factor Cable Loss Preamp Factor APos TPos Remark MHz dBuV/m dBuV/m dB dBuV dB/m dB dB cm deg 1 5745.00 102.29 ------ ------ 91.02 35.04 8.73 32.50 367 0 PEAK
Avg	Blank	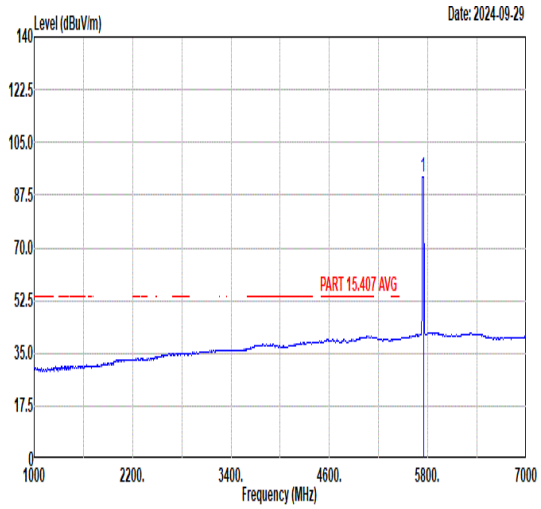 Freq Level Limit Line Margin Read Level Ant Factor Cable Loss Preamp Factor APos TPos Remark MHz dBuV/m dBuV/m dB dBuV dB/m dB dB cm deg 1 5745.00 93.66 ------ ------ 82.39 35.04 8.73 32.50 367 0 AVERAGE

Mode	44	
	Band Edge	
	U-NII-3_5.725-5.85_802.11ax HE20_CH149_Partial_RU _5745MHz	
ANT	9+8	
Pol.	Vertical	Fundamental
Peak	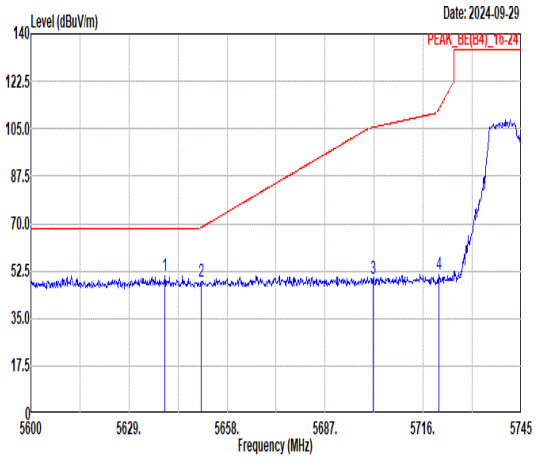 Freq Level Limit Line Margin Read Level Ant Factor Cable Loss Preamp Factor APos TPos Remark MHz dBuV/m dBuV/m dB dBuV dB/m dB dB cm deg 1 5639.59 50.83 68.30 -17.47 39.99 34.98 8.36 32.50 310 295 PEAK 2 5650.32 48.86 68.53 -19.67 37.97 34.99 8.40 32.50 310 295 PEAK 3 5701.21 49.91 105.54 -55.63 38.80 35.02 8.59 32.50 310 295 PEAK 4 5720.64 51.06 112.26 -61.20 39.87 35.03 8.66 32.50 310 295 PEAK	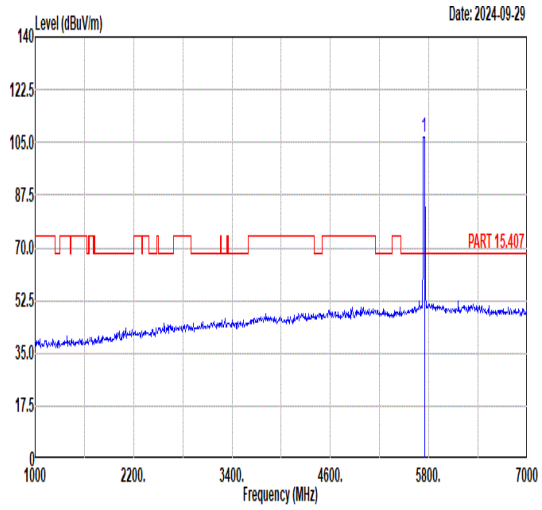 Freq Level Limit Line Margin Read Level Ant Factor Cable Loss Preamp Factor APos TPos Remark MHz dBuV/m dBuV/m dB dBuV dB/m dB dB cm deg 1 5745.00 106.80 ------ ------ 95.53 35.04 8.73 32.50 310 295 PEAK
Avg	Blank	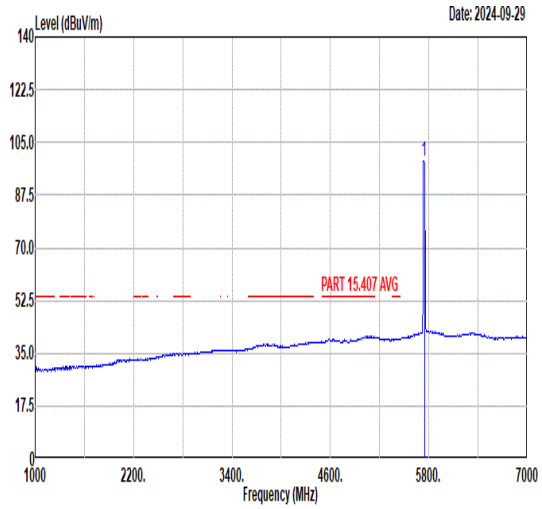 Freq Level Limit Line Margin Read Level Ant Factor Cable Loss Preamp Factor APos TPos Remark MHz dBuV/m dBuV/m dB dBuV dB/m dB dB cm deg 1 5745.00 98.94 ------ ------ 87.67 35.04 8.73 32.50 310 295 AVERAGE

Mode	45	
	Band Edge	
	U-NII-3_5.725-5.85_802.11ax HE20_CH165_Partial_RU _5825MHz	
ANT	9+8	
Pol.	Horizontal	Fundamental
Peak	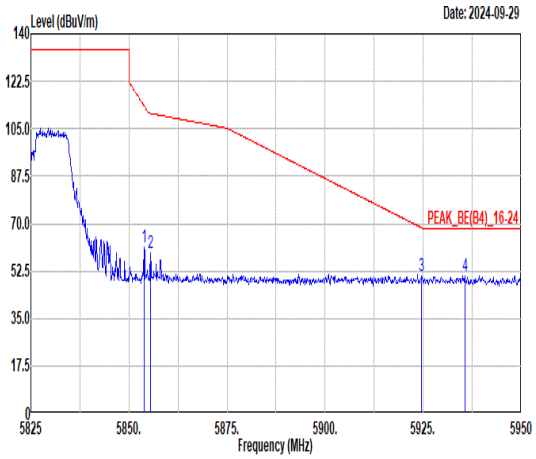 Freq Level Limit Line Margin Read Level Ant Factor Cable Loss Preamp Factor APos TPos Remark MHz dBuV/m dBuV/m dB dBuV dB/m dB dB cm deg 1 5853.88 61.47 113.36 -51.89 49.99 35.11 8.87 32.50 291 134 PEAK 2 5855.50 58.99 110.66 -51.67 47.51 35.11 8.87 32.50 291 134 PEAK 3 5924.63 50.96 68.48 -17.52 39.51 35.16 8.79 32.50 291 134 PEAK 4 5935.63 50.89 68.30 -17.41 39.45 35.16 8.78 32.50 291 134 PEAK	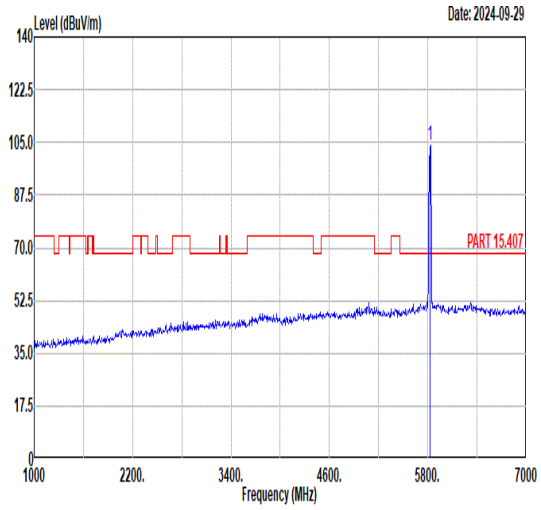 Freq Level Limit Line Margin Read Level Ant Factor Cable Loss Preamp Factor APos TPos Remark MHz dBuV/m dBuV/m dB dBuV dB/m dB dB cm deg 1 5825.00 103.91 ------ ------ 92.42 35.10 8.89 32.50 291 134 PEAK
Avg	Blank	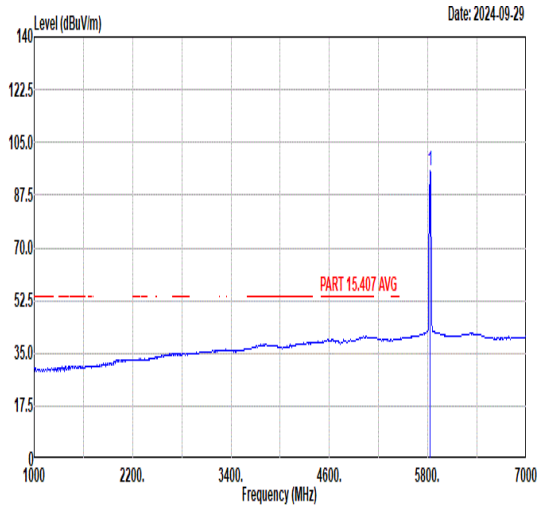 Freq Level Limit Line Margin Read Level Ant Factor Cable Loss Preamp Factor APos TPos Remark MHz dBuV/m dBuV/m dB dBuV dB/m dB dB cm deg 1 5825.00 95.82 ------ ------ 84.32 35.09 8.91 32.50 291 134 AVERAGE

Mode	45	
	Band Edge	
	U-NII-3_5.725-5.85_802.11ax HE20_CH165_Partial_RU _5825MHz	
ANT	9+8	
Pol.	Vertical	Fundamental
Peak	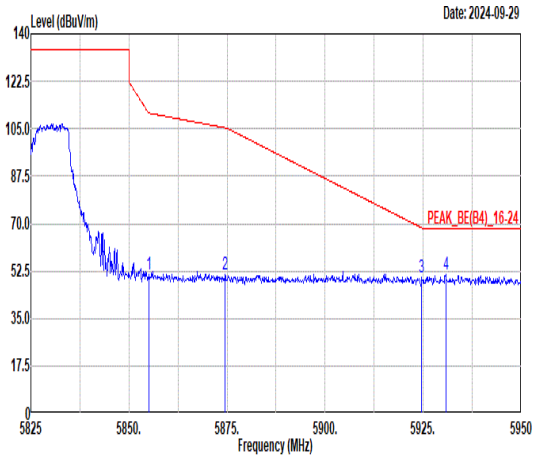 Freq Level Limit Line Margin Read Level Ant Factor Cable Loss Preamp Factor APos TPos Remark MHz dBuV/m dBuV/m dB dBuV dB/m dB dB cm deg 1 5855.00 51.24 110.80 -59.56 39.76 35.11 8.87 32.50 292 293 PEAK 2 5874.50 51.05 105.34 -54.29 39.58 35.12 8.85 32.50 292 293 PEAK 3 5924.63 50.41 68.48 -18.07 38.96 35.16 8.79 32.50 292 293 PEAK 4 5930.75 51.02 68.30 -17.28 39.58 35.16 8.78 32.50 292 293 PEAK	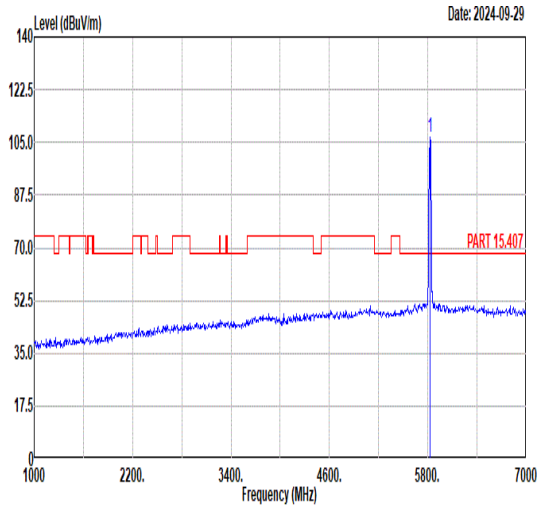 Freq Level Limit Line Margin Read Level Ant Factor Cable Loss Preamp Factor APos TPos Remark MHz dBuV/m dBuV/m dB dBuV dB/m dB dB cm deg 1 5825.00 106.82 ------ ------ 95.32 35.10 8.90 32.50 292 293 PEAK
Avg	Blank	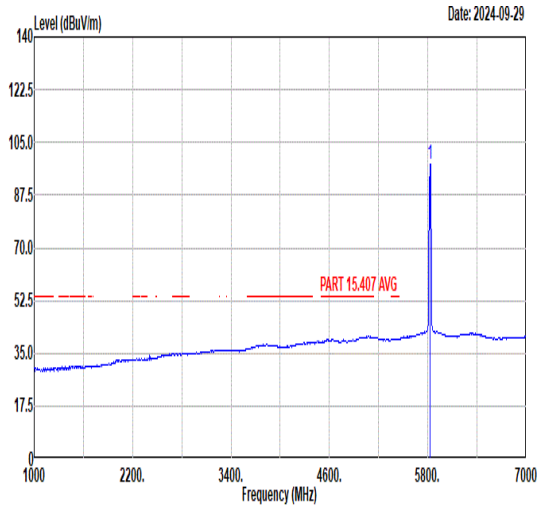 Freq Level Limit Line Margin Read Level Ant Factor Cable Loss Preamp Factor APos TPos Remark MHz dBuV/m dBuV/m dB dBuV dB/m dB dB cm deg 1 5825.00 97.95 ------ ------ 86.45 35.10 8.90 32.50 292 293 AVERAGE

Mode	46	
	Harmonic	
	U-NII-2C_5.47-5.725_802.11ax HE80 LF	
ANT	9+8	
Pol.	Horizontal	Vertical
Peak Avg	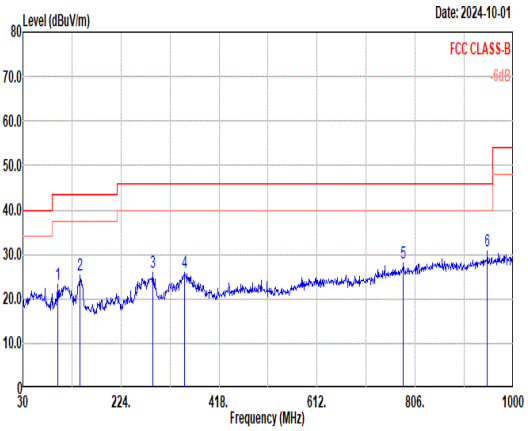 Freq Level Limit Line Margin Read Level Ant Factor Cable Loss Preamp Factor APos TPos Remark MHz dBuV/m dBuV/m dB dBuV dB/m dB dB cm deg 1 98.87 23.15 43.50 -20.35 42.13 14.78 1.04 34.80 -- -- Peak 2 143.49 25.50 43.50 -18.00 40.53 18.43 1.26 34.72 -- -- Peak 3 287.05 25.91 46.00 -20.09 40.06 18.72 1.76 34.63 -- -- Peak 4 349.13 25.91 46.00 -20.09 38.37 20.20 1.94 34.60 -- -- Peak 5 782.72 27.97 46.00 -18.03 31.56 27.75 3.00 34.34 -- -- Peak 6 948.59 30.75 46.00 -15.25 32.05 29.74 3.26 34.30 -- -- Peak	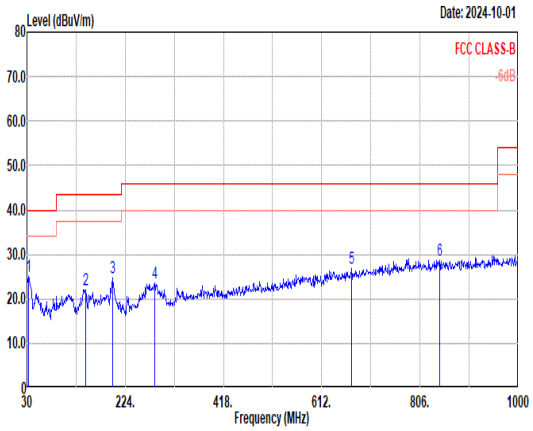 Freq Level Limit Line Margin Read Level Ant Factor Cable Loss Preamp Factor APos TPos Remark MHz dBuV/m dBuV/m dB dBuV dB/m dB dB cm deg 1 33.88 24.98 40.00 -15.02 40.82 18.46 0.57 34.87 -- -- Peak 2 146.40 22.13 43.50 -21.37 36.90 18.67 1.27 34.71 -- -- Peak 3 198.78 24.84 43.50 -18.66 42.01 16.05 1.48 34.70 -- -- Peak 4 282.20 23.45 46.00 -22.55 37.78 18.57 1.74 34.64 -- -- Peak 5 671.17 26.82 46.00 -19.18 31.92 26.61 2.75 34.46 -- -- Peak 6 844.80 28.81 46.00 -17.19 31.31 28.71 3.09 34.30 -- -- Peak

Mode	47	
	Harmonic	
	U-NII-3_5.725-5.85_802.11a LF	
ANT	9+8	
Pol.	Horizontal	Vertical
Peak Avg	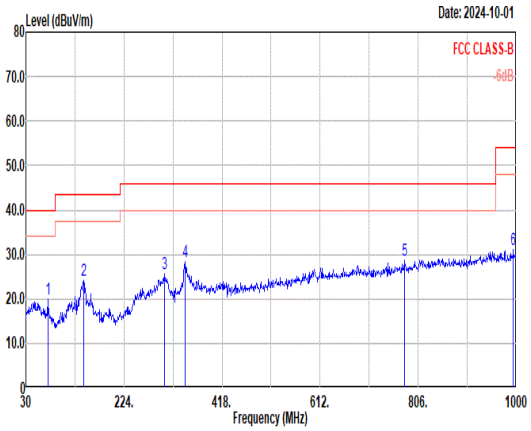 Freq Level Limit Line Margin Read Level Ant Factor Cable Loss Preamp Factor APos TPos Remark MHz dBuV/m dBuV/m dB dBuV dB/m dB dB cm deg 1 73.65 19.84 40.00 -20.16 37.34 16.32 0.88 34.70 -- -- Peak 2 144.46 24.06 43.50 -19.44 39.00 18.51 1.26 34.71 -- -- Peak 3 303.54 25.62 46.00 -20.38 39.21 19.20 1.81 34.60 -- -- Peak 4 344.28 28.39 46.00 -17.61 40.98 20.09 1.92 34.60 -- -- Peak 5 778.84 28.56 46.00 -17.44 32.17 27.73 3.00 34.34 -- -- Peak 6 994.18 31.17 54.00 -22.83 32.03 30.01 3.34 34.21 -- -- Peak	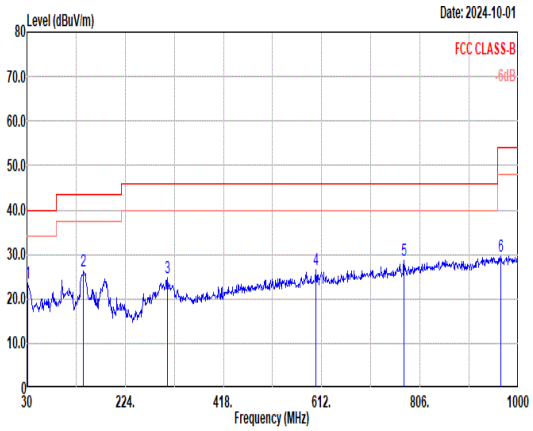 Freq Level Limit Line Margin Read Level Ant Factor Cable Loss Preamp Factor APos TPos Remark MHz dBuV/m dBuV/m dB dBuV dB/m dB dB cm deg 1 31.94 23.65 40.00 -16.35 39.88 18.01 0.56 34.80 -- -- Peak 2 141.55 26.14 43.50 -17.36 41.34 18.27 1.25 34.72 -- -- Peak 3 307.42 24.72 46.00 -21.28 38.21 19.29 1.82 34.60 -- -- Peak 4 600.36 26.64 46.00 -19.36 32.54 26.09 2.61 34.60 -- -- Peak 5 774.96 28.56 46.00 -17.44 32.20 27.72 2.99 34.35 -- -- Peak 6 966.05 29.67 54.00 -24.33 30.80 29.85 3.29 34.27 -- -- Peak

Mode	48	
	Band Edge - L	
	CO-TX	
ANT	9+8	
Pol.	Horizontal	Fundamental
Peak	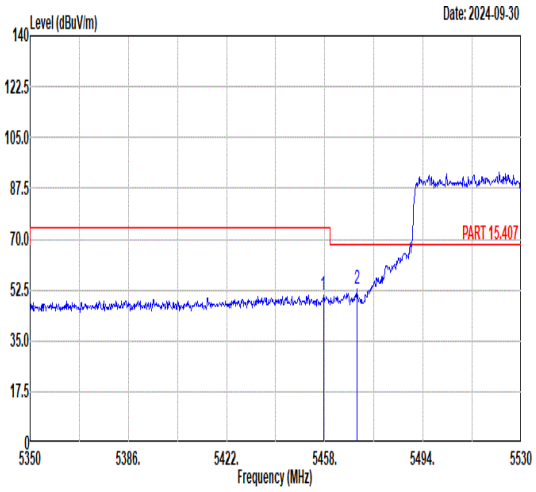 Freq Level Limit Line Margin Read Level Ant Factor Cable Loss Preamp Factor APos TPos Remark MHz dBuV/m dBuV/m dB dBuV dB/m dB dB cm deg 1 5457.46 50.85 74.00 -23.15 40.09 34.86 8.41 32.51 102 42 PEAK 2 5469.70 52.91 68.30 -15.39 42.15 34.87 8.40 32.51 102 42 PEAK	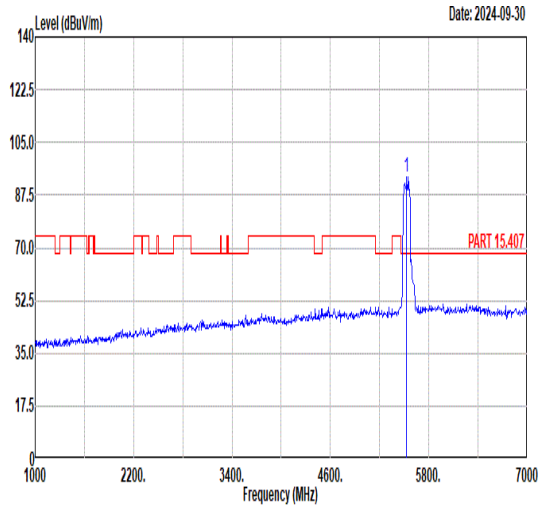 Freq Level Limit Line Margin Read Level Ant Factor Cable Loss Preamp Factor APos TPos Remark MHz dBuV/m dBuV/m dB dBuV dB/m dB dB cm deg 1 5530.00 93.37 ------ ------ 82.65 34.93 8.29 32.50 102 42 PEAK
Avg	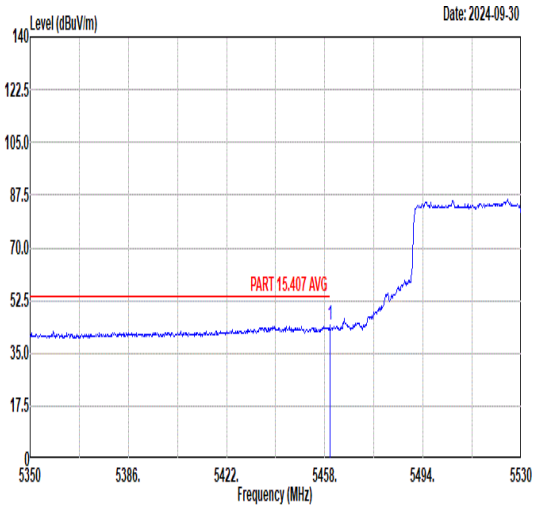 Freq Level Limit Line Margin Read Level Ant Factor Cable Loss Preamp Factor APos TPos Remark MHz dBuV/m dBuV/m dB dBuV dB/m dB dB cm deg 1 5459.80 44.40 54.00 -9.60 33.64 34.86 8.41 32.51 102 42 AVERAGE	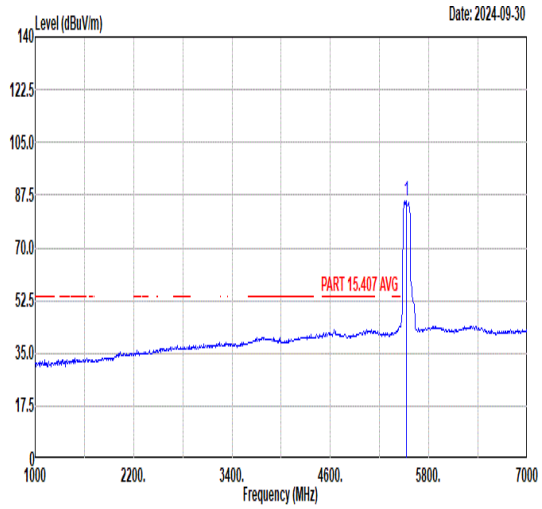 Freq Level Limit Line Margin Read Level Ant Factor Cable Loss Preamp Factor APos TPos Remark MHz dBuV/m dBuV/m dB dBuV dB/m dB dB cm deg 1 5530.00 85.80 ------ ------ 75.07 34.91 8.32 32.50 102 42 AVERAGE

Mode	48	
	Band Edge - R	
	CO-TX	
ANT	9+8	
Pol.	Horizontal	Fundamental
Peak	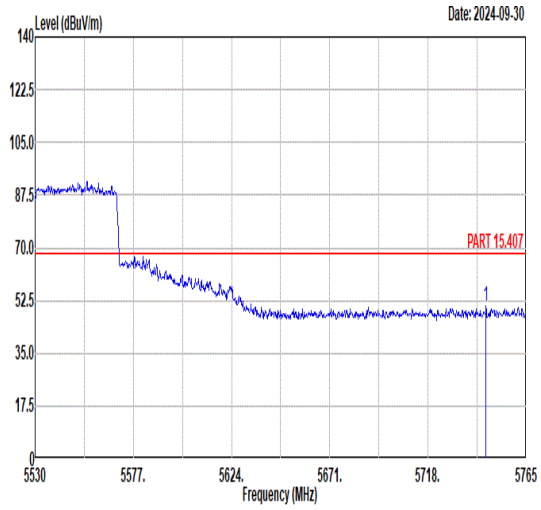 Freq Level Limit Line Margin Read Level Ant Factor Cable Loss Preamp Factor APos TPos Remark MHz dBuV/m dBuV/m dB dBuV dB/m dB dB cm deg 1 5745.73 50.45 68.30 -17.85 39.15 35.05 8.75 32.50 102 42 PEAK	Blank

Mode	48
	Band Edge - L
	CO-TX
ANT	9+8

Pol.	Vertical	Fundamental
Peak	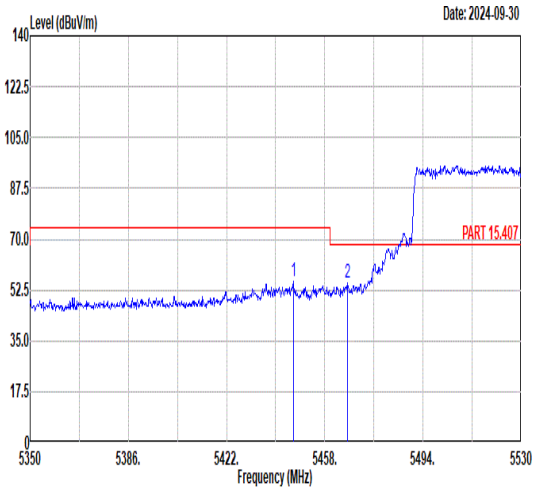 Freq Level Limit Line Margin Read Level Ant Factor Cable Loss Preamp Factor APos TPos Remark MHz dBuV/m dBuV/m dB dBuV dB/m dB dB cm deg 1 5446.48 55.67 74.00 -18.33 44.91 34.85 8.43 32.52 200 290 PEAK 2 5466.46 55.04 68.30 -13.26 44.28 34.87 8.40 32.51 200 290 PEAK	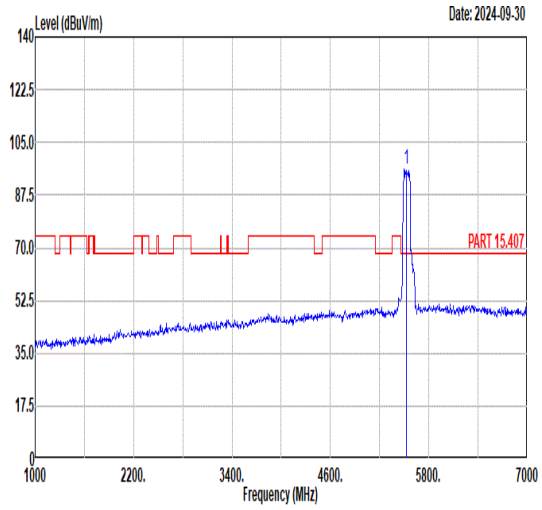 Freq Level Limit Line Margin Read Level Ant Factor Cable Loss Preamp Factor APos TPos Remark MHz dBuV/m dBuV/m dB dBuV dB/m dB dB cm deg 1 5530.00 96.00 ------ ------ 85.24 34.90 8.36 32.50 200 290 PEAK
Avg	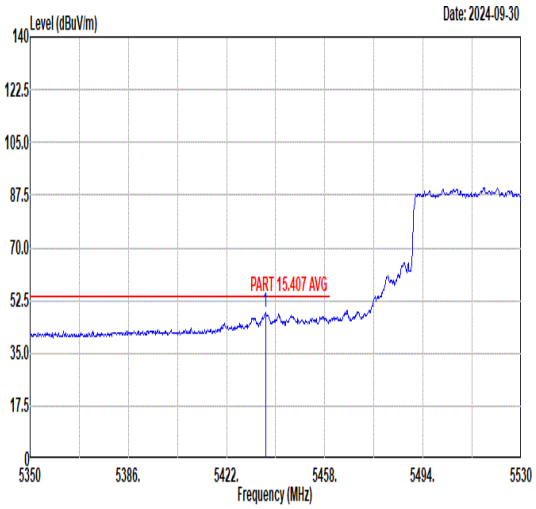 Freq Level Limit Line Margin Read Level Ant Factor Cable Loss Preamp Factor APos TPos Remark MHz dBuV/m dBuV/m dB dBuV dB/m dB dB cm deg 1 5436.22 48.59 54.00 -5.41 37.82 34.85 8.44 32.52 200 290 AVERAGE	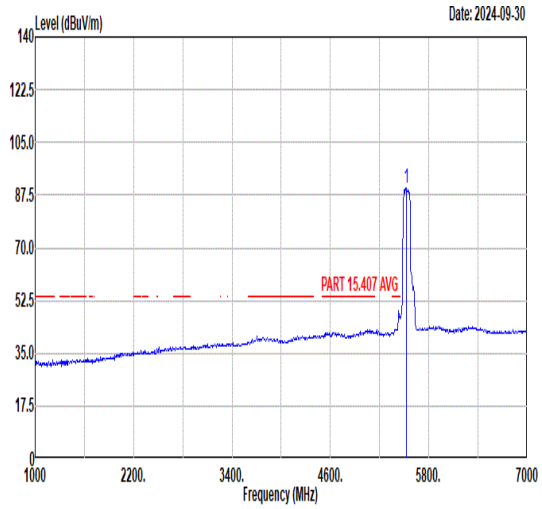 Freq Level Limit Line Margin Read Level Ant Factor Cable Loss Preamp Factor APos TPos Remark MHz dBuV/m dBuV/m dB dBuV dB/m dB dB cm deg 1 5530.00 89.93 ------ ------ 79.19 34.91 8.33 32.50 200 290 AVERAGE

Mode	48	
	Band Edge - R	
	CO-TX	
ANT	9+8	
Pol.	Vertical	Fundamental
Peak	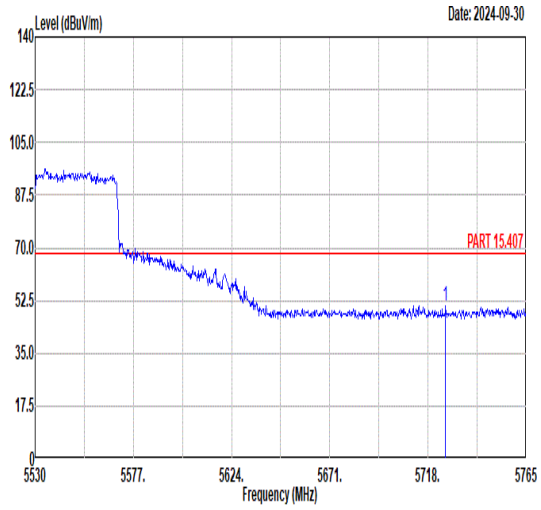 Freq Level Limit Line Margin Read Level Ant Factor Cable Loss Preamp Factor APos TPos Remark MHz dBuV/m dBuV/m dB dBuV dB/m dB dB cm deg 1 5726.46 50.52 68.30 -17.78 39.31 35.03 8.68 32.50 200 290 PEAK	Blank

Mode	48	
	Harmonic	
	CO-TX	
ANT	9+8	
Pol.	Horizontal	Vertical
Peak Avg	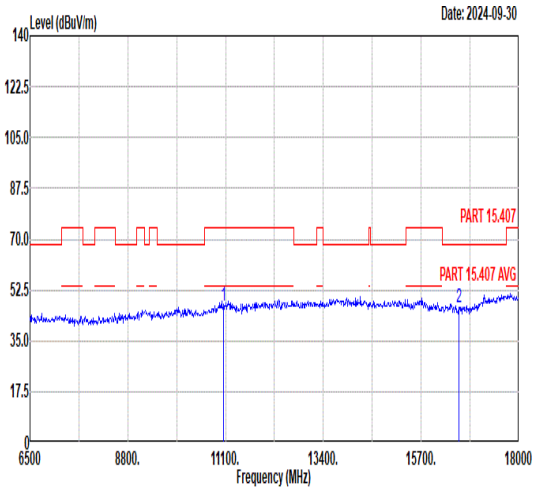 Freq Level Limit Line Margin Read Level Ant Factor Cable Loss Preamp Factor APos TPos Remark MHz dBuV/m dBuV/m dB dBuV dB/m dB dB cm deg 1 11060.00 47.24 74.00 -26.76 61.53 37.63 11.24 63.16 -- -- Peak 2 16590.00 46.61 68.30 -21.69 59.19 39.57 12.95 65.10 -- -- Peak	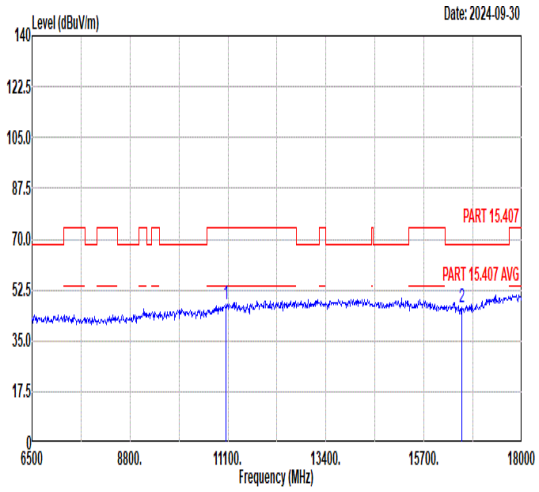 Freq Level Limit Line Margin Read Level Ant Factor Cable Loss Preamp Factor APos TPos Remark MHz dBuV/m dBuV/m dB dBuV dB/m dB dB cm deg 1 11060.00 47.43 74.00 -26.57 61.72 37.63 11.24 63.16 -- -- Peak 2 16590.00 46.35 68.30 -21.95 58.93 39.57 12.95 65.10 -- -- Peak

Mode	49	
	Band Edge	
	CO-TX	
ANT	7	
Pol.	Horizontal	Fundamental
Peak	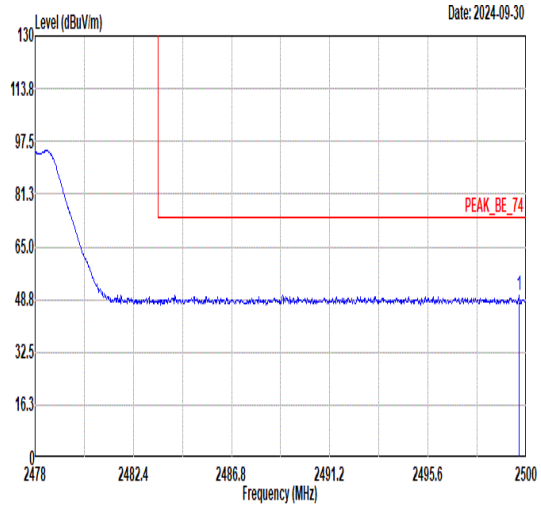 Freq Level Limit Line Margin Read Level Ant Factor Cable Loss Preamp Factor APos TPos Remark MHz dBuV/m dBuV/m dB dBuV dB/m dB dB cm deg 1 2499.67 50.13 74.00 -23.87 47.77 30.92 4.94 33.50 151 143 PEAK	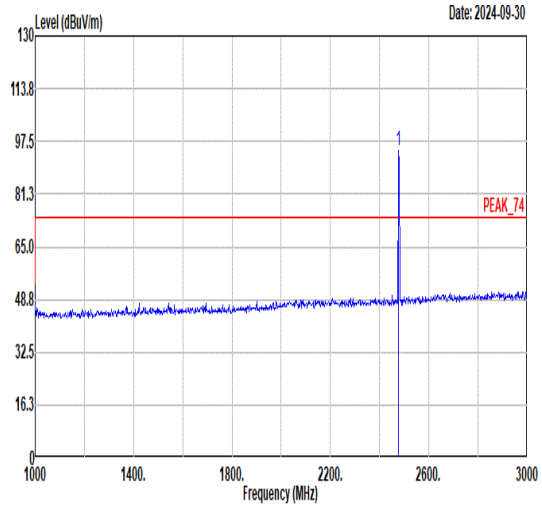 Freq Level Limit Line Margin Read Level Ant Factor Cable Loss Preamp Factor APos TPos Remark MHz dBuV/m dBuV/m dB dBuV dB/m dB dB cm deg 1 2478.00 94.60 ------ ------ 92.38 30.83 4.91 33.52 151 143 PEAK
Avg	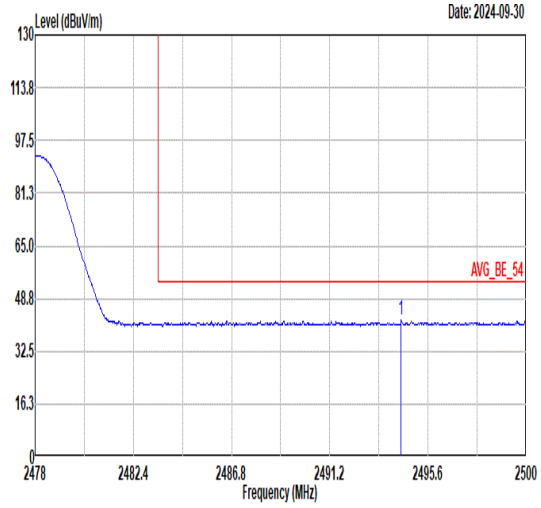 Freq Level Limit Line Margin Read Level Ant Factor Cable Loss Preamp Factor APos TPos Remark MHz dBuV/m dBuV/m dB dBuV dB/m dB dB cm deg 1 2494.39 42.11 54.00 -11.89 39.79 30.89 4.94 33.51 151 143 AVERAGE	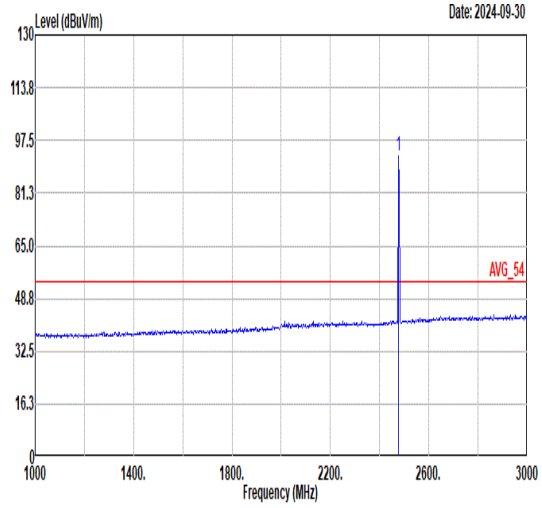 Freq Level Limit Line Margin Read Level Ant Factor Cable Loss Preamp Factor APos TPos Remark MHz dBuV/m dBuV/m dB dBuV dB/m dB dB cm deg 1 2478.00 92.76 ------ ------ 90.54 30.83 4.91 33.52 151 143 AVERAGE

Mode	49	
	Band Edge	
	CO-TX	
ANT	7	
Pol.	Vertical	Fundamental
Peak	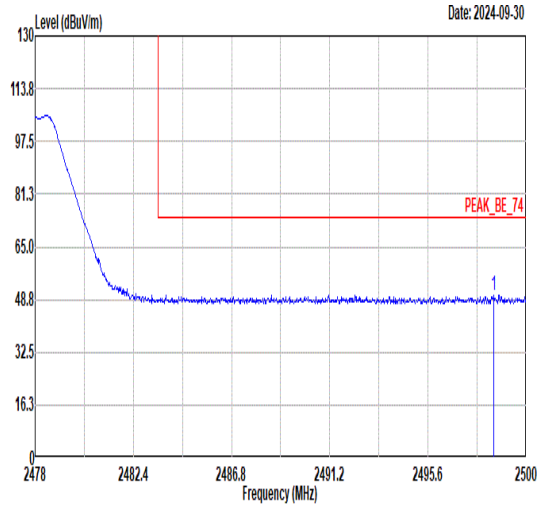 Freq Level Limit Line Margin Read Level Ant Factor Cable Loss Preamp Factor APos TPos Remark MHz dBuV/m dBuV/m dB dBuV dB/m dB dB cm deg 1 2498.55 50.26 74.00 -23.74 47.91 30.91 4.94 33.50 200 252 PEAK	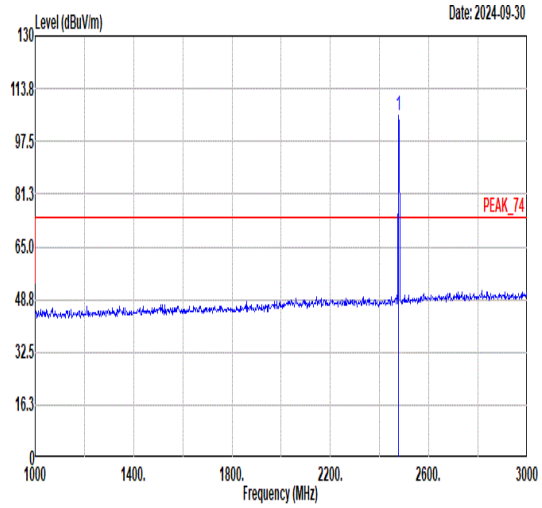 Freq Level Limit Line Margin Read Level Ant Factor Cable Loss Preamp Factor APos TPos Remark MHz dBuV/m dBuV/m dB dBuV dB/m dB dB cm deg 1 2478.00 105.54 ------ ------ 103.32 30.83 4.91 33.52 200 252 PEAK
Avg	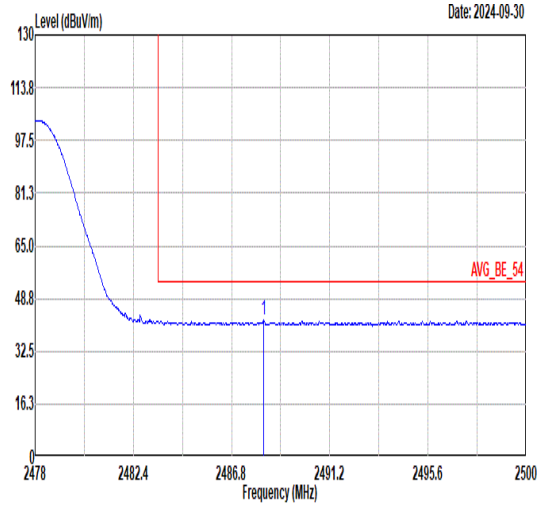 Freq Level Limit Line Margin Read Level Ant Factor Cable Loss Preamp Factor APos TPos Remark MHz dBuV/m dBuV/m dB dBuV dB/m dB dB cm deg 1 2488.23 42.08 54.00 -11.92 39.79 30.87 4.93 33.51 200 252 AVERAGE	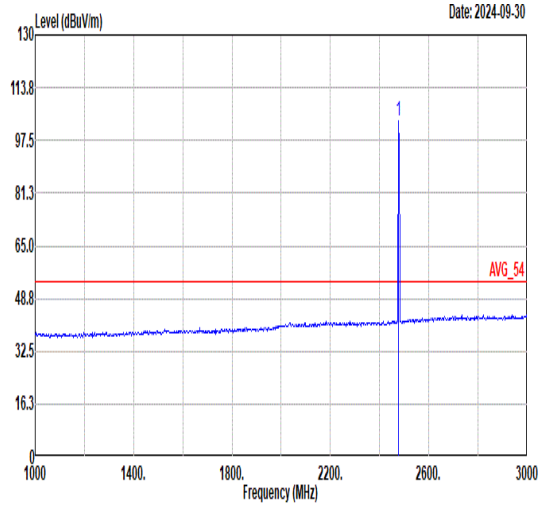 Freq Level Limit Line Margin Read Level Ant Factor Cable Loss Preamp Factor APos TPos Remark MHz dBuV/m dBuV/m dB dBuV dB/m dB dB cm deg 1 2478.00 103.65 ------ ------ 101.43 30.83 4.91 33.52 200 252 AVERAGE

Mode	49
	Band Edge - L
	CO-TX
ANT	9+8

Pol.	Horizontal	Fundamental
Peak	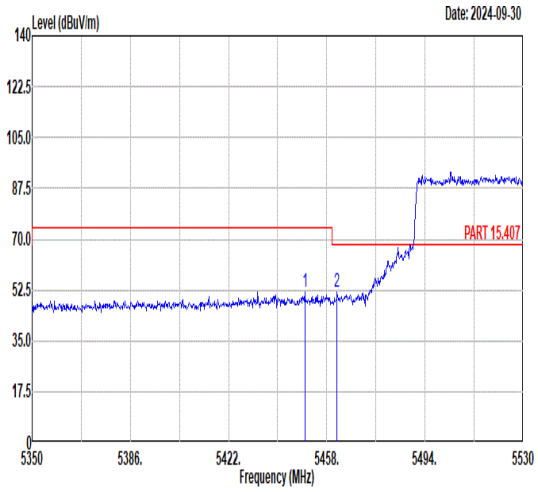 Freq Level Limit Line Margin Read Level Ant Factor Cable Loss Preamp Factor APos TPos Remark MHz dBuV/m dBuV/m dB dBuV dB/m dB dB cm deg 1 5449.90 51.70 74.00 -22.30 40.94 34.86 8.42 32.52 100 46 PEAK 2 5461.78 51.56 68.30 -16.74 40.79 34.87 8.41 32.51 100 46 PEAK	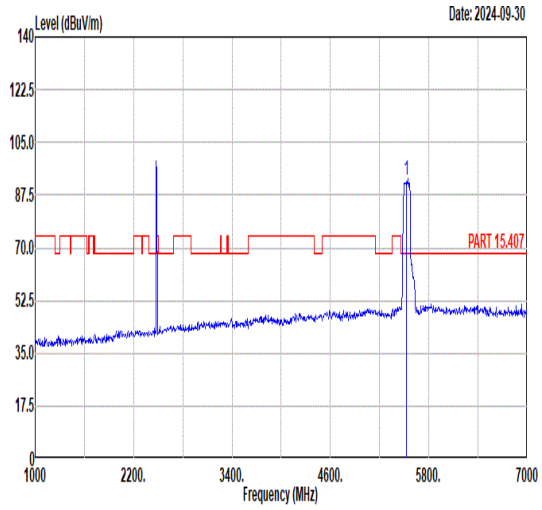 Freq Level Limit Line Margin Read Level Ant Factor Cable Loss Preamp Factor APos TPos Remark MHz dBuV/m dBuV/m dB dBuV dB/m dB dB cm deg 1 5530.00 92.66 ------ ------ 90.45 30.82 4.91 33.52 100 46 PEAK
Avg	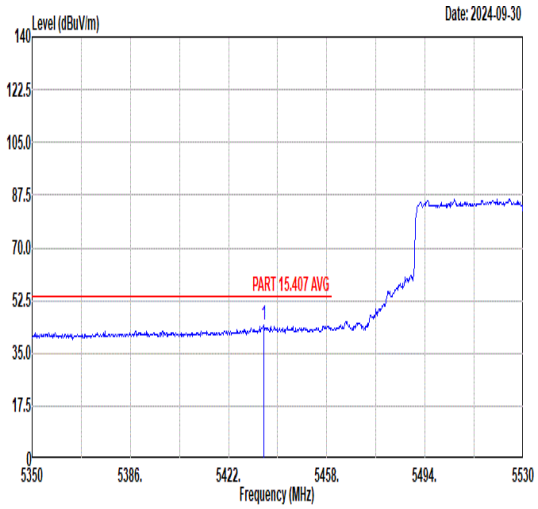 Freq Level Limit Line Margin Read Level Ant Factor Cable Loss Preamp Factor APos TPos Remark MHz dBuV/m dBuV/m dB dBuV dB/m dB dB cm deg 1 5434.96 44.22 54.00 -9.78 33.45 34.85 8.44 32.52 100 46 AVERAGE	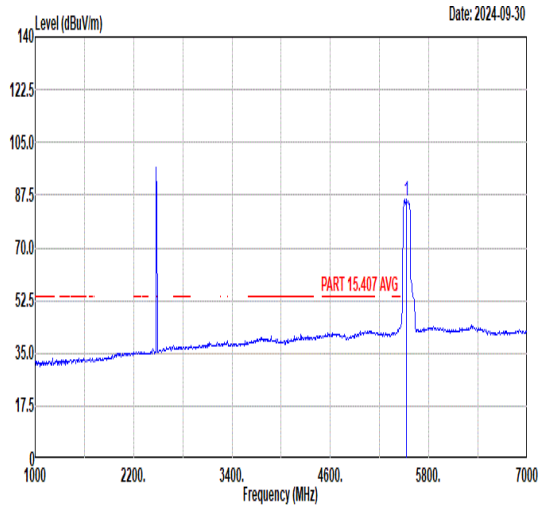 Freq Level Limit Line Margin Read Level Ant Factor Cable Loss Preamp Factor APos TPos Remark MHz dBuV/m dBuV/m dB dBuV dB/m dB dB cm deg 1 5530.00 85.72 ------ ------ 83.51 30.82 4.91 33.52 100 46 AVERAGE

Remark: In co-location mode, the signals exceeding the limit are all the fundamental frequency which can be ignored.

Mode	49	
	Band Edge - R	
	CO-TX	
ANT	9+8	
Pol.	Horizontal	Fundamental
Peak	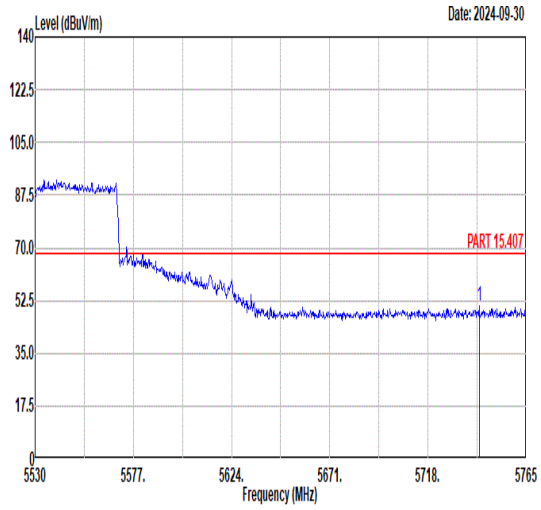 Freq Level Limit Line Margin Read Level Ant Factor Cable Loss Preamp Factor APos TPos Remark MHz dBuV/m dBuV/m dB dBuV dB/m dB dB cm deg 1 5742.44 50.63 68.30 -17.67 39.35 35.04 8.74 32.50 100 46 PEAK	Blank

Mode	49	
	Band Edge - L	
	CO-TX	
ANT	9+8	
Pol.	Vertical	Fundamental
Peak	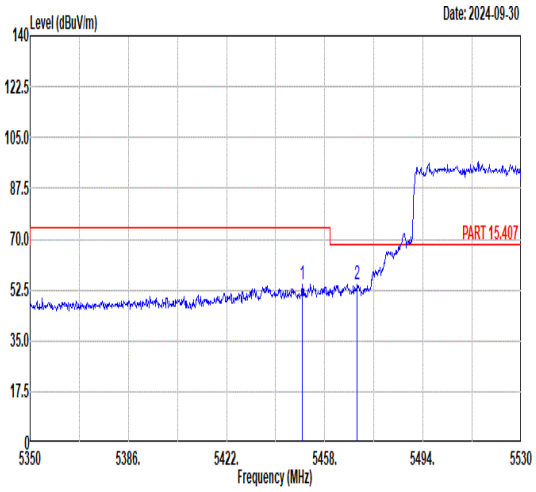 Freq Level Limit Line Margin Read Level Ant Factor Cable Loss Preamp Factor APos TPos Remark MHz dBuV/m dBuV/m dB dBuV dB/m dB dB cm deg 1 5449.72 54.47 74.00 -19.53 43.71 34.86 8.42 32.52 184 287 PEAK 2 5469.88 54.35 68.30 -13.95 43.59 34.87 8.40 32.51 184 287 PEAK	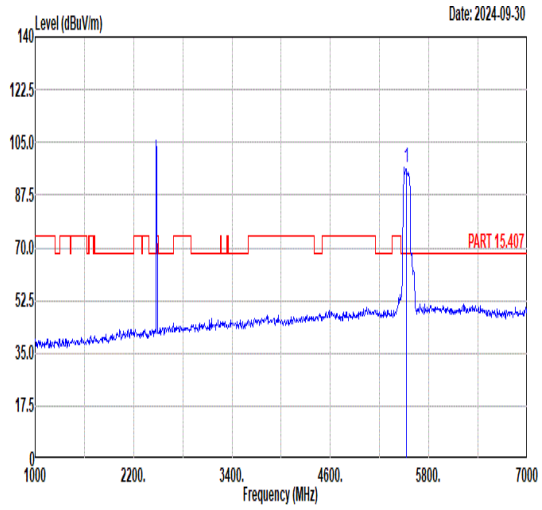 Freq Level Limit Line Margin Read Level Ant Factor Cable Loss Preamp Factor APos TPos Remark MHz dBuV/m dBuV/m dB dBuV dB/m dB dB cm deg 1 5530.00 96.55 ------ ------ 94.34 30.82 4.91 33.52 184 287 PEAK
Avg	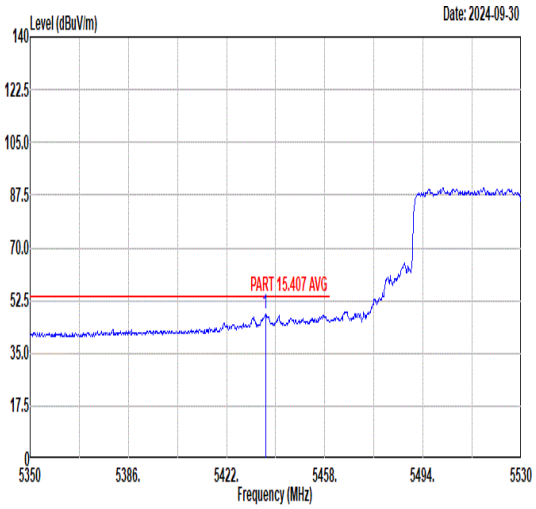 Freq Level Limit Line Margin Read Level Ant Factor Cable Loss Preamp Factor APos TPos Remark MHz dBuV/m dBuV/m dB dBuV dB/m dB dB cm deg 1 5436.22 48.28 54.00 -5.72 37.51 34.85 8.44 32.52 184 287 AVERAGE	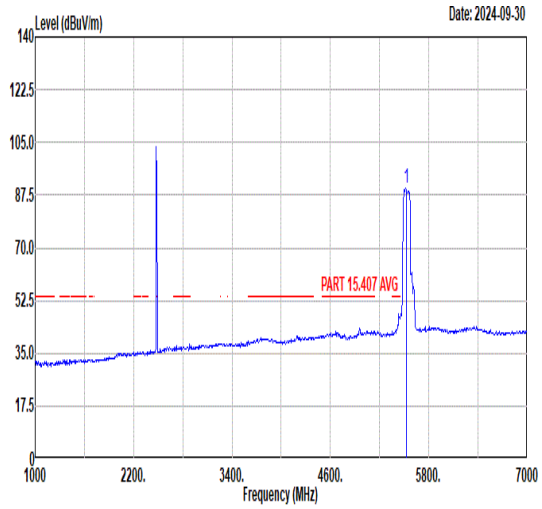 Freq Level Limit Line Margin Read Level Ant Factor Cable Loss Preamp Factor APos TPos Remark MHz dBuV/m dBuV/m dB dBuV dB/m dB dB cm deg 1 5530.00 89.59 ------ ------ 87.38 30.82 4.91 33.52 184 287 AVERAGE

Mode	49	
	Band Edge - R	
	CO-TX	
ANT	9+8	
Pol.	Vertical	Fundamental
Peak	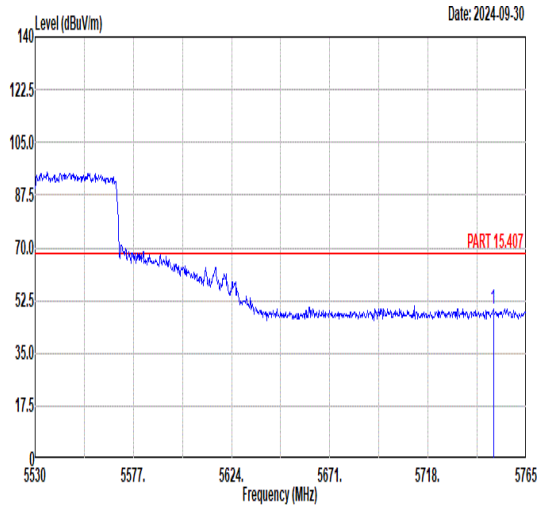 Freq Level Limit Line Margin Read Level Ant Factor Cable Loss Preamp Factor APos TPos Remark MHz dBuV/m dBuV/m dB dBuV dB/m dB dB cm deg 1 5749.26 49.71 68.30 -18.59 38.40 35.05 8.76 32.50 184 287 PEAK	Blank

Mode	49	
	Harmonic	
	CO-TX	
ANT	9+8	
Pol.	Horizontal	Vertical
Peak Avg	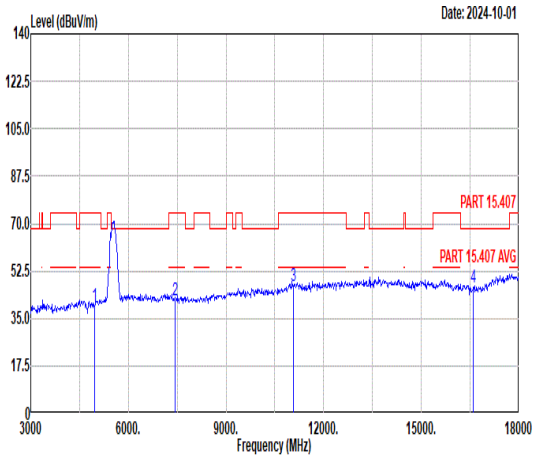 Freq Level Limit Line Margin Read Level Ant Factor Cable Loss Preamp Factor APos TPos Remark 1 4956.00 39.51 74.00 -34.49 62.55 34.44 7.80 65.28 -- -- Peak 2 7434.00 41.89 74.00 -32.11 61.84 35.41 9.19 64.55 -- -- Peak 3 11060.00 47.06 74.00 -26.94 61.35 37.63 11.24 63.16 -- -- Peak 4 16590.00 46.49 68.30 -21.81 59.07 39.57 12.95 65.10 -- -- Peak	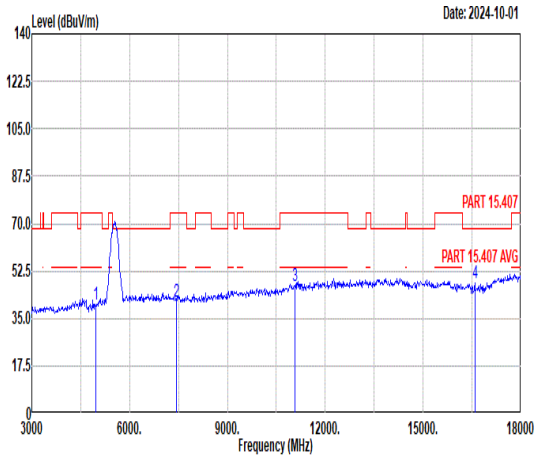 Freq Level Limit Line Margin Read Level Ant Factor Cable Loss Preamp Factor APos TPos Remark 1 4956.00 40.01 74.00 -33.99 63.05 34.44 7.80 65.28 -- -- Peak 2 7434.00 41.38 74.00 -32.62 61.33 35.41 9.19 64.55 -- -- Peak 3 11060.00 47.02 74.00 -26.98 61.31 37.63 11.24 63.16 -- -- Peak 4 16590.00 48.01 68.30 -20.29 60.59 39.57 12.95 65.10 -- -- Peak

Mode	50	
	Band Edge - L	
	CO-TX	
ANT	3+5	
Pol.	Horizontal	Fundamental
Peak	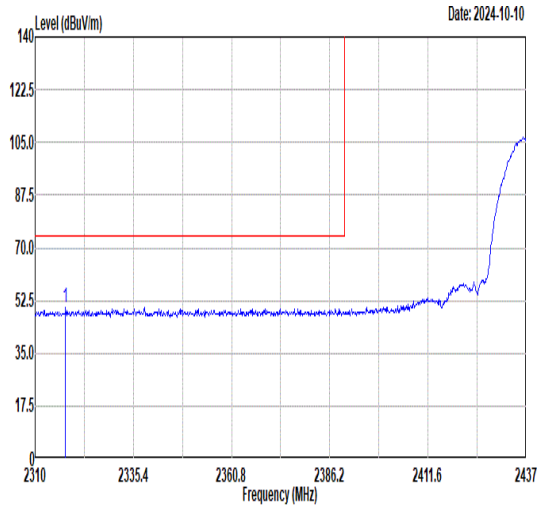 Freq Level Limit Line Margin Read Level Ant Factor Cable Loss Preamp Factor APos TPos Remark MHz dBuV/m dBuV/m dB dBuV dB/m dB dB cm deg 1 2317.87 50.07 74.00 -23.93 48.21 30.75 4.72 33.61 200 326 PEAK	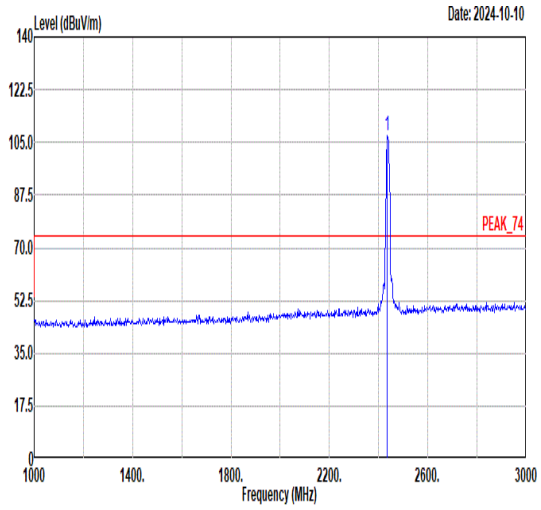 Freq Level Limit Line Margin Read Level Ant Factor Cable Loss Preamp Factor APos TPos Remark MHz dBuV/m dBuV/m dB dBuV dB/m dB dB cm deg 1 2436.00 107.14 ------ ------ 105.15 30.68 4.85 33.54 200 326
Avg	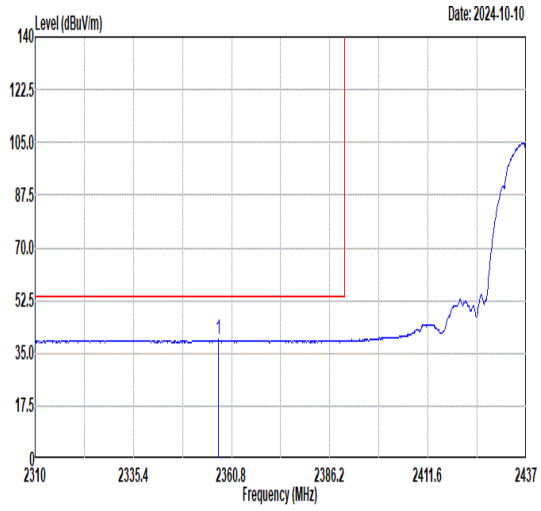 Freq Level Limit Line Margin Read Level Ant Factor Cable Loss Preamp Factor APos TPos Remark MHz dBuV/m dBuV/m dB dBuV dB/m dB dB cm deg 1 2357.37 39.42 54.00 -14.58 37.58 30.67 4.76 33.59 200 326 AVERAGE	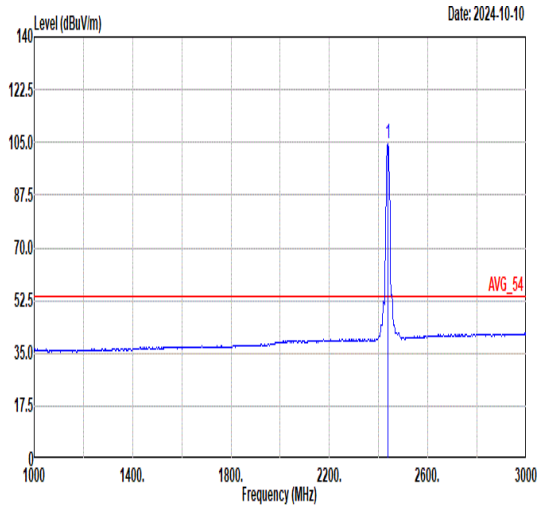 Freq Level Limit Line Margin Read Level Ant Factor Cable Loss Preamp Factor APos TPos Remark MHz dBuV/m dBuV/m dB dBuV dB/m dB dB cm deg 1 2438.00 104.39 ------ ------ 102.38 30.69 4.86 33.54 200 326

Mode	50	
	Band Edge - R	
	CO-TX	
ANT	3+5	
Pol.	Horizontal	Fundamental
Peak	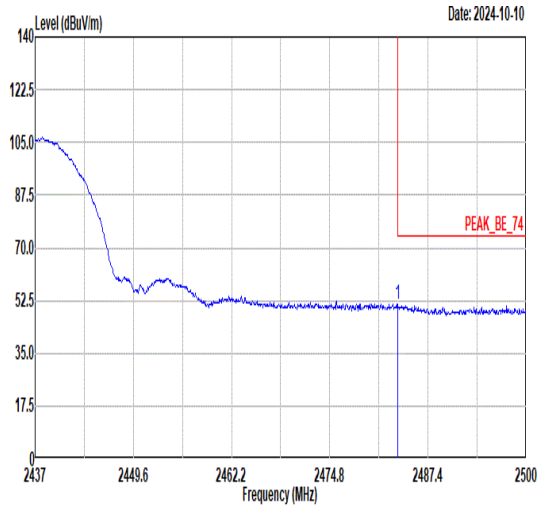 Limit Read Ant Cable Preamp APos TPos Freq Level Line Margin Level Factor Loss Factor Remark MHz dBuV/m dBuV/m dB dBuV dB/m dB dB cm deg 1 2483.56 50.99 74.00 -23.01 48.73 30.85 4.92 33.51 200 326 PEAK	Blank
Avg	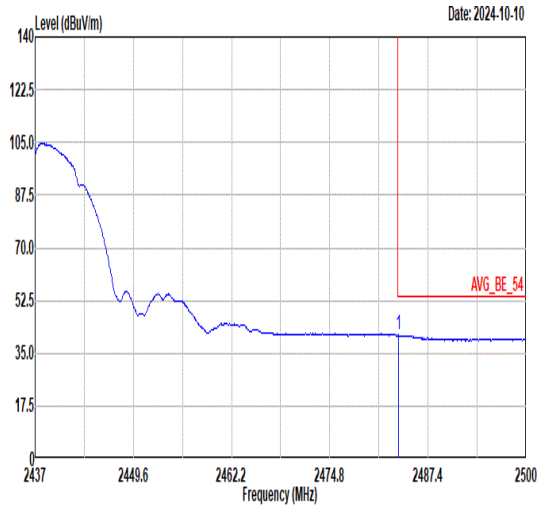 Limit Read Ant Cable Preamp APos TPos Freq Level Line Margin Level Factor Loss Factor Remark MHz dBuV/m dBuV/m dB dBuV dB/m dB dB cm deg 1 2483.62 41.05 54.00 -12.95 38.79 30.85 4.92 33.51 200 326 AVERAGE	Blank

Mode	50	
	Band Edge - L	
	CO-TX	
ANT	3+5	
Pol.	Vertical	Fundamental
Peak	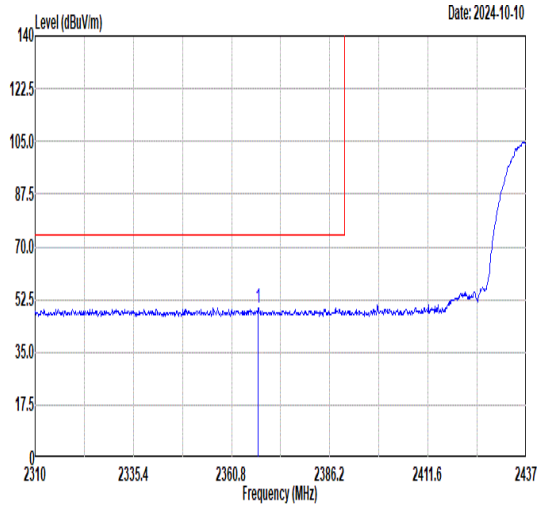 Freq Level Limit Line Margin Read Level Ant Factor Cable Loss Preamp Factor APos TPos Remark MHz dBuV/m dBuV/m dB dBuV dB/m dB dB cm deg 1 2367.66 49.86 74.00 -24.14 48.02 30.65 4.77 33.58 400 235 PEAK	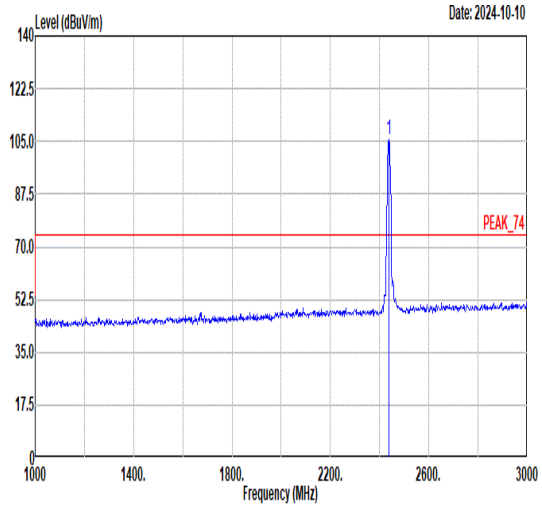 Freq Level Limit Line Margin Read Level Ant Factor Cable Loss Preamp Factor APos TPos Remark MHz dBuV/m dBuV/m dB dBuV dB/m dB dB cm deg 1 2438.00 105.41 ------ ------ 103.40 30.69 4.86 33.54 400 235
Avg	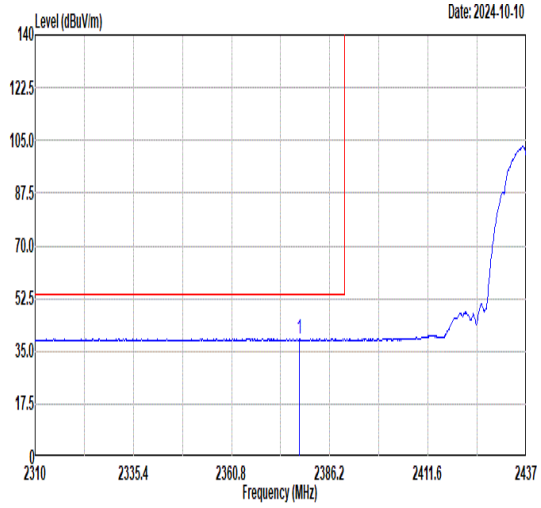 Freq Level Limit Line Margin Read Level Ant Factor Cable Loss Preamp Factor APos TPos Remark MHz dBuV/m dBuV/m dB dBuV dB/m dB dB cm deg 1 2378.33 39.15 54.00 -14.85 37.31 30.63 4.78 33.57 400 235 AVERAGE	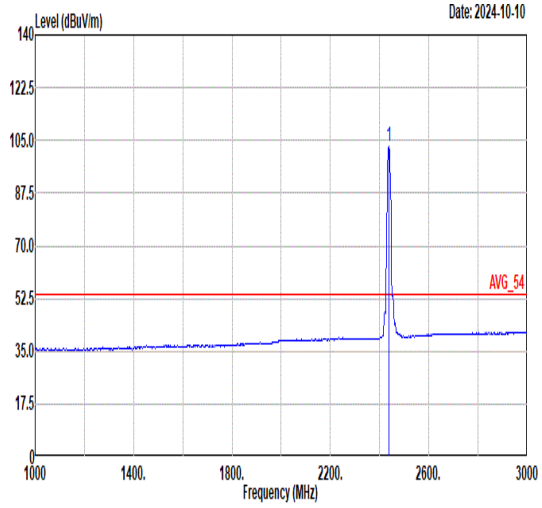 Freq Level Limit Line Margin Read Level Ant Factor Cable Loss Preamp Factor APos TPos Remark MHz dBuV/m dBuV/m dB dBuV dB/m dB dB cm deg 1 2438.00 102.80 ------ ------ 100.79 30.69 4.86 33.54 400 235

Mode	50	
	Band Edge - R	
	CO-TX	
ANT	3+5	
Pol.	Vertical	Fundamental
Peak	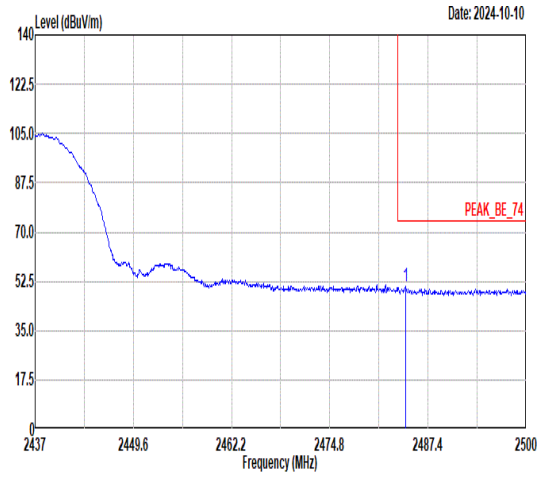 Freq Level Limit Line Margin Read Level Ant Factor Cable Loss Preamp Factor APos TPos Remark MHz dBuV/m dBuV/m dB dBuV dB/m dB dB cm deg 1 2484.57 50.65 74.00 -23.35 48.38 30.86 4.92 33.51 400 235 PEAK	Blank
Avg	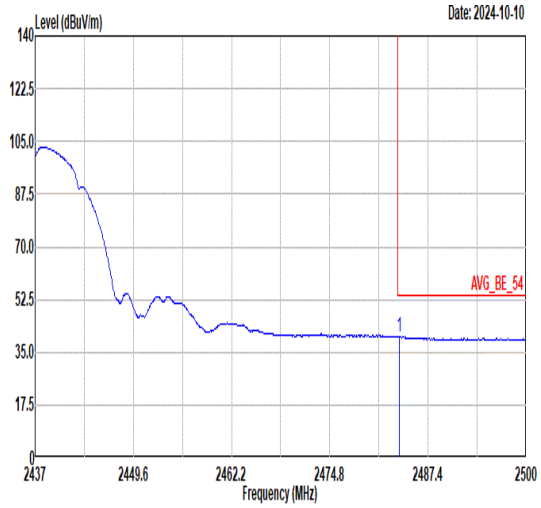 Freq Level Limit Line Margin Read Level Ant Factor Cable Loss Preamp Factor APos TPos Remark MHz dBuV/m dBuV/m dB dBuV dB/m dB dB cm deg 1 2483.68 40.19 54.00 -13.81 37.93 30.85 4.92 33.51 400 235 AVERAGE	Blank

Mode	50	
	Band Edge - L	
	CO-TX	
ANT	9+8	
Pol.	Horizontal	Fundamental
Peak	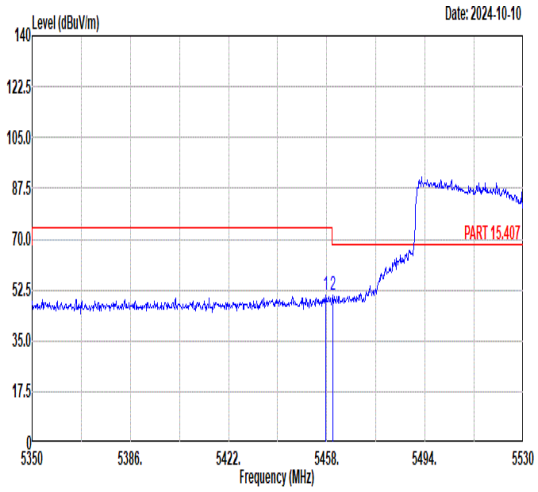 Freq Level Limit Line Margin Read Level Ant Factor Cable Loss Preamp Factor APos TPos Remark MHz dBuV/m dBuV/m dB dBuV dB/m dB dB cm deg 1 5457.64 50.46 74.00 -23.54 39.70 34.86 8.41 32.51 399 51 PEAK 2 5460.16 50.60 68.30 -17.70 39.84 34.86 8.41 32.51 399 51 PEAK	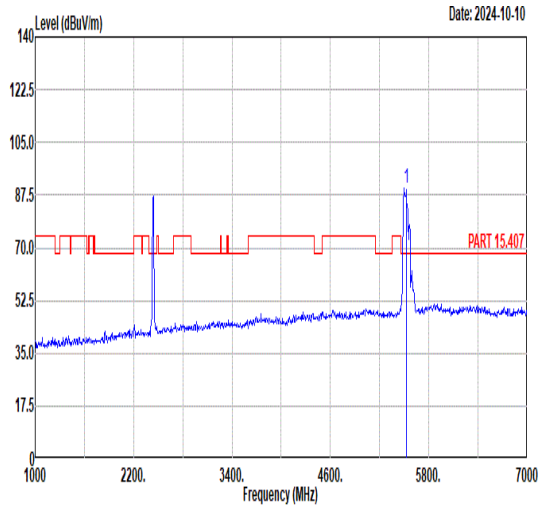 Freq Level Limit Line Margin Read Level Ant Factor Cable Loss Preamp Factor APos TPos Remark MHz dBuV/m dBuV/m dB dBuV dB/m dB dB cm deg 1 5530.00 89.61 ------ ------ 78.86 34.89 8.36 32.50 399 51 PEAK
Avg	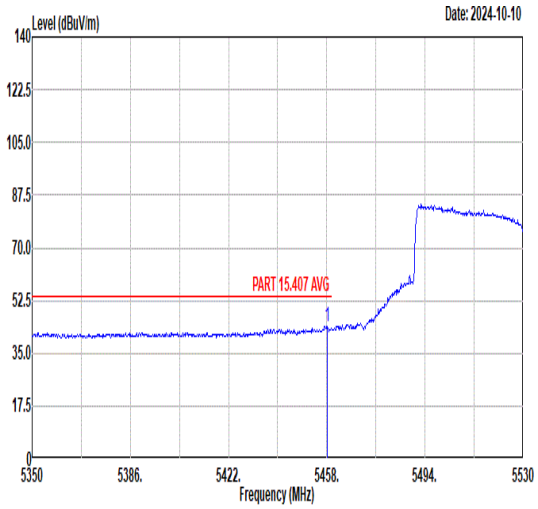 Freq Level Limit Line Margin Read Level Ant Factor Cable Loss Preamp Factor APos TPos Remark MHz dBuV/m dBuV/m dB dBuV dB/m dB dB cm deg 1 5458.18 44.11 54.00 -9.89 33.35 34.86 8.41 32.51 399 51 AVERAGE	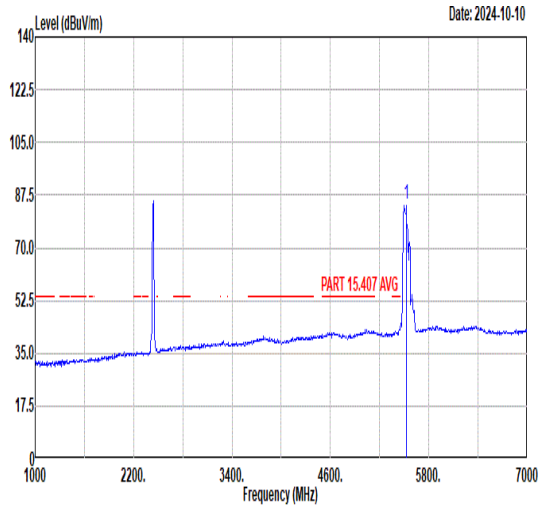 Freq Level Limit Line Margin Read Level Ant Factor Cable Loss Preamp Factor APos TPos Remark MHz dBuV/m dBuV/m dB dBuV dB/m dB dB cm deg 1 5530.00 84.37 ------ ------ 82.36 30.69 4.86 33.54 399 51 AVERAGE

Remark: In co-location mode, the signals exceeding the limit are all the fundamental frequency which can be ignored.

Mode	50	
	Band Edge - R	
	CO-TX	
ANT	9+8	
Pol.	Horizontal	Fundamental
Peak	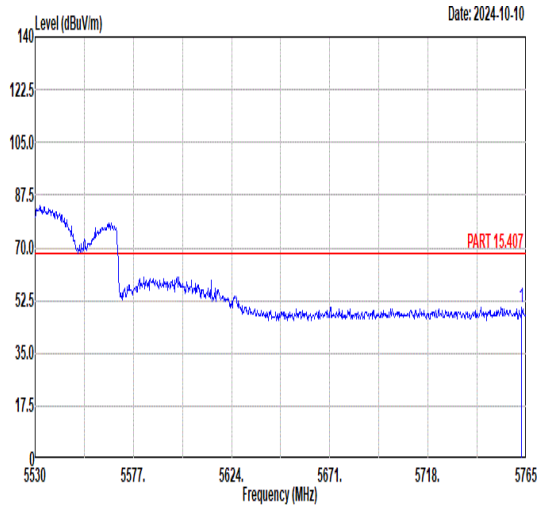 Freq Level Limit Line Margin Read Level Ant Factor Cable Loss Preamp Factor APos TPos Remark MHz dBuV/m dBuV/m dB dBuV dB/m dB dB cm deg 1 5762.89 50.33 68.30 -17.97 38.96 35.06 8.81 32.50 399 51 PEAK	Blank

Mode	50	
	Band Edge - L	
	CO-TX	
ANT	9+8	
Pol.	Vertical	Fundamental
Peak	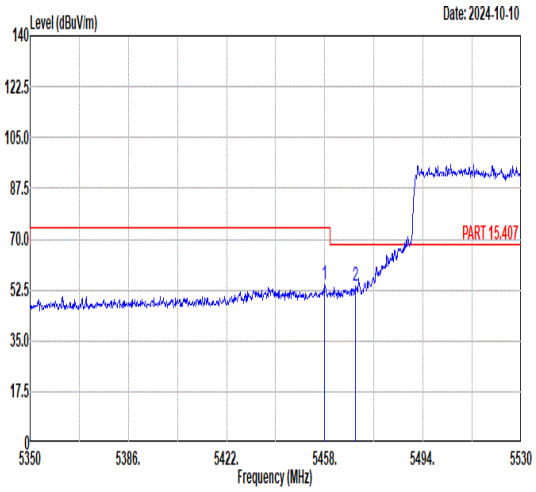 Freq Level Limit Line Margin Read Level Ant Factor Cable Loss Preamp Factor APos TPos Remark MHz dBuV/m dBuV/m dB dBuV dB/m dB dB cm deg 1 5457.82 54.23 74.00 -19.77 43.47 34.86 8.41 32.51 192 294 PEAK 2 5469.16 54.08 68.30 -14.22 43.32 34.87 8.40 32.51 192 294 PEAK	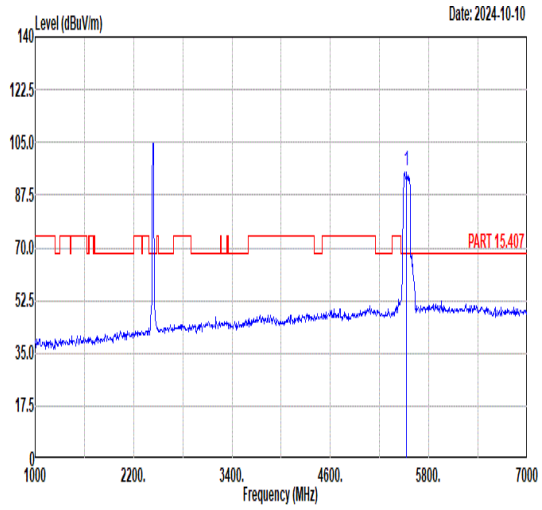 Freq Level Limit Line Margin Read Level Ant Factor Cable Loss Preamp Factor APos TPos Remark MHz dBuV/m dBuV/m dB dBuV dB/m dB dB cm deg 1 5530.00 95.80 ------ ------ 93.81 30.68 4.85 33.54 192 294 PEAK
Avg	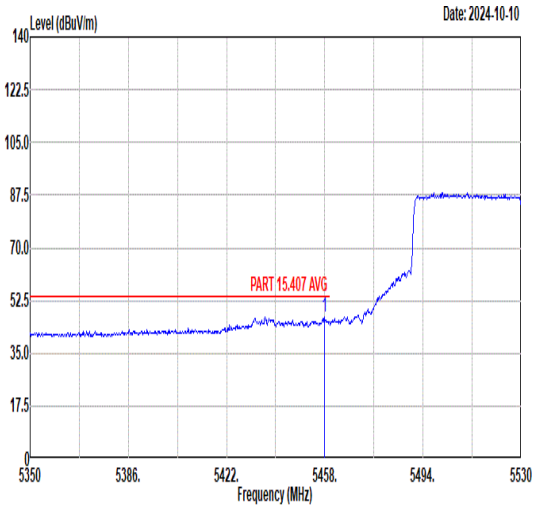 Freq Level Limit Line Margin Read Level Ant Factor Cable Loss Preamp Factor APos TPos Remark MHz dBuV/m dBuV/m dB dBuV dB/m dB dB cm deg 1 5457.82 47.03 54.00 -6.97 36.27 34.86 8.41 32.51 192 294 AVERAGE	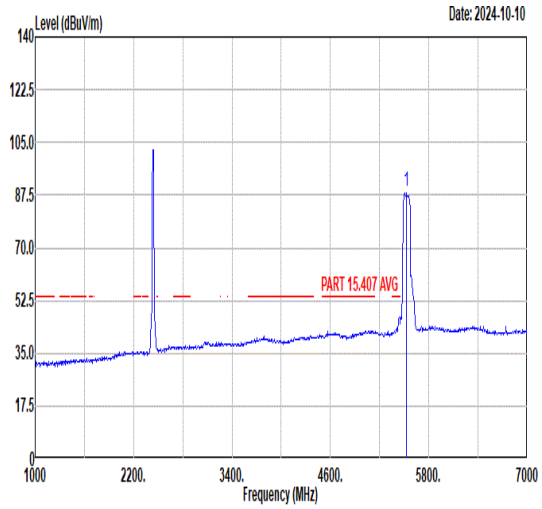 Freq Level Limit Line Margin Read Level Ant Factor Cable Loss Preamp Factor APos TPos Remark MHz dBuV/m dBuV/m dB dBuV dB/m dB dB cm deg 1 5530.00 88.66 ------ ------ 86.65 30.69 4.86 33.54 192 294 AVERAGE

Mode	50	
	Band Edge - R	
	CO-TX	
ANT	9+8	
Pol.	Vertical	Fundamental
Peak	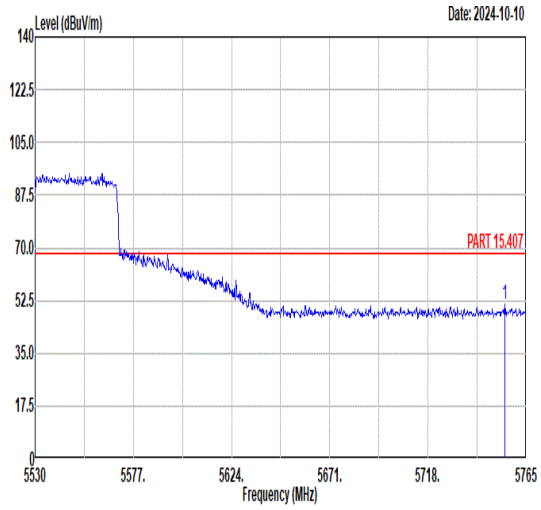 Freq Level Limit Line Margin Read Level Ant Factor Cable Loss Preamp Factor APos TPos Remark MHz dBuV/m dBuV/m dB dBuV dB/m dB dB cm deg 1 5754.90 51.15 68.30 -17.15 39.82 35.05 8.78 32.50 192 294 PEAK	Blank

Mode	50	
	Harmonic	
	CO-TX	
ANT	9+8	
Pol.	Horizontal	Vertical
Peak Avg	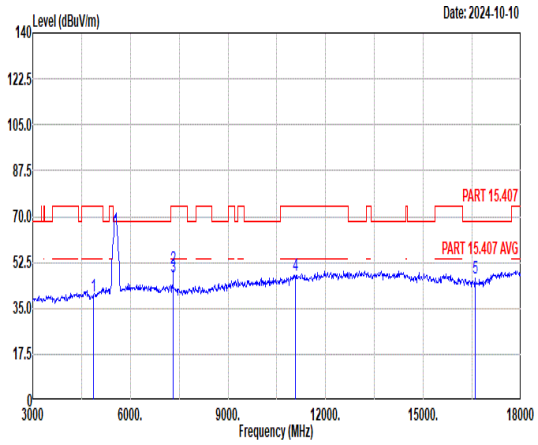 Freq Level Limit Line Margin Read Level Ant Factor Cable Loss Preamp Factor APos TPos Remark MHz dBuV/m dBuV/m dB dBuV dB/m dB dB cm deg 1 4874.00 39.44 74.00 -34.56 62.59 34.33 7.77 65.25 -- -- Peak 2 7311.00 50.30 74.00 -23.70 70.58 35.44 8.93 64.65 122 288 Peak 3 7311.00 46.99 54.00 -7.01 67.27 35.44 8.93 64.65 122 288 Average 4 11060.00 47.42 74.00 -26.58 61.71 37.63 11.24 63.16 -- -- Peak 5 16590.00 46.34 68.30 -21.96 58.92 39.57 12.95 65.10 -- -- Peak	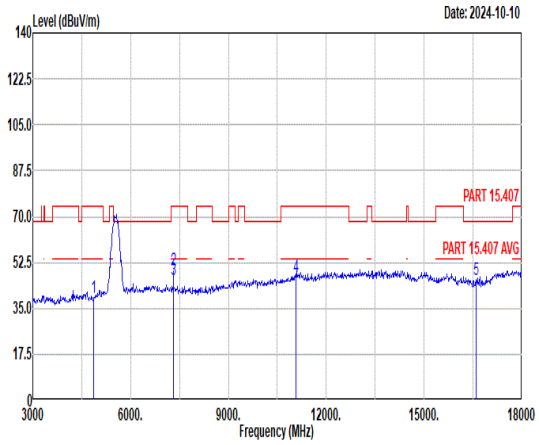 Freq Level Limit Line Margin Read Level Ant Factor Cable Loss Preamp Factor APos TPos Remark MHz dBuV/m dBuV/m dB dBuV dB/m dB dB cm deg 1 4874.00 39.10 74.00 -34.90 62.25 34.33 7.77 65.25 -- -- Peak 2 7311.00 49.52 74.00 -24.48 69.80 35.44 8.93 64.65 145 182 Peak 3 7311.00 46.22 54.00 -7.78 66.50 35.44 8.93 64.65 145 182 Average 4 11060.00 47.01 74.00 -26.99 61.30 37.63 11.24 63.16 -- -- Peak 5 16590.00 45.85 68.30 -22.45 58.43 39.57 12.95 65.10 -- -- Peak

Remark: In co-location mode, the signals exceeding the limit are all the fundamental frequency which can be ignored.

Appendix D. Duty Cycle Plots

Antenna	Band	Duty Cycle(%)	T(ms)	1/T(kHz)	VBW Setting
Ant 8	802.11a	96.94	1.392	0.718	1KHz
Ant 8	802.11ax HE20	95.22	1.015	0.985	1KHz
Ant 8	802.11ax HE40	92.06	0.533	1.876	3KHz
Ant 8	802.11ax HE80	86.49	0.288	3.472	10KHz
Ant 8	802.11ax HE160	100	-	-	10Hz
Ant 9	802.11a	96.94	1.392	0.718	1KHz
Ant 9	802.11ax HE20	95.85	1.015	0.985	1KHz
Ant 9	802.11ax HE40	91.19	0.528	1.894	3KHz
Ant 9	802.11ax HE80	86.49	0.288	3.472	10KHz
Ant 9	802.11ax HE160	100	-	-	10Hz

Ant 8

802.11a

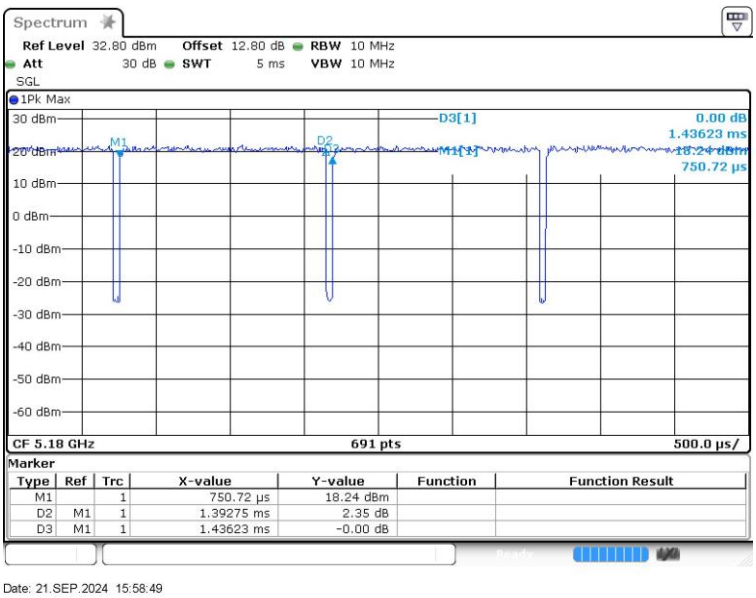

802.11ax HE20

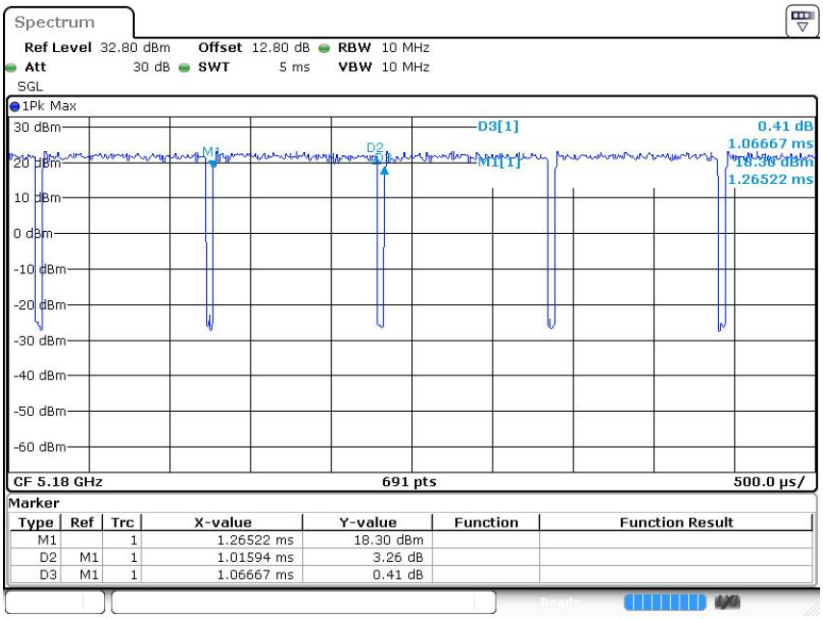

Date: 21.SEP.2024 16:00:37

802.11ax HE40

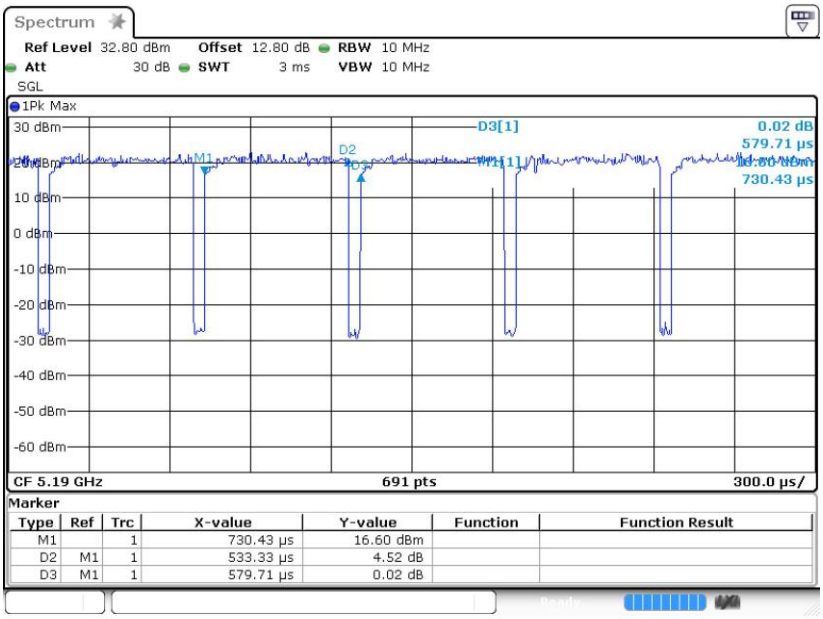

Date: 21.SEP.2024 16:01:31

802.11ax HE80

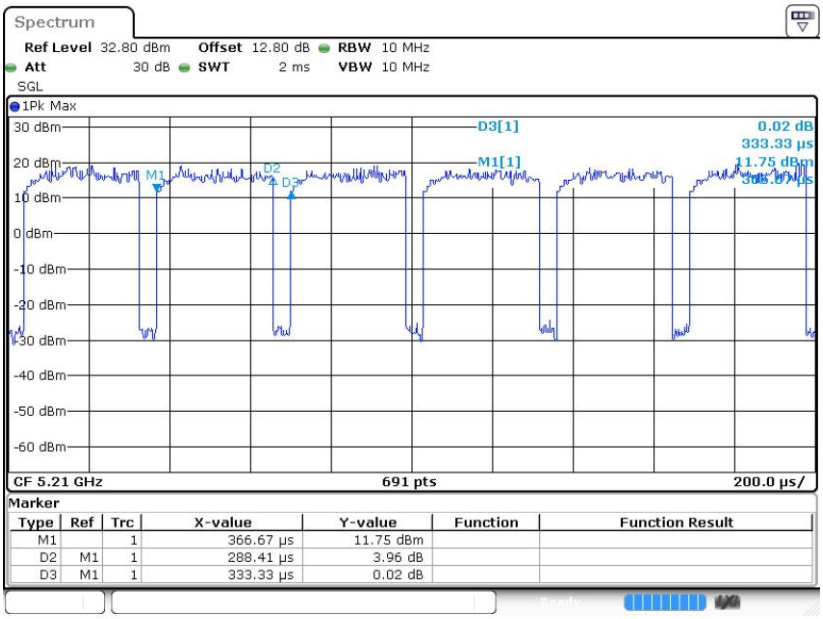

Date: 21.SEP.2024 16:03:53

802.11ax HE160

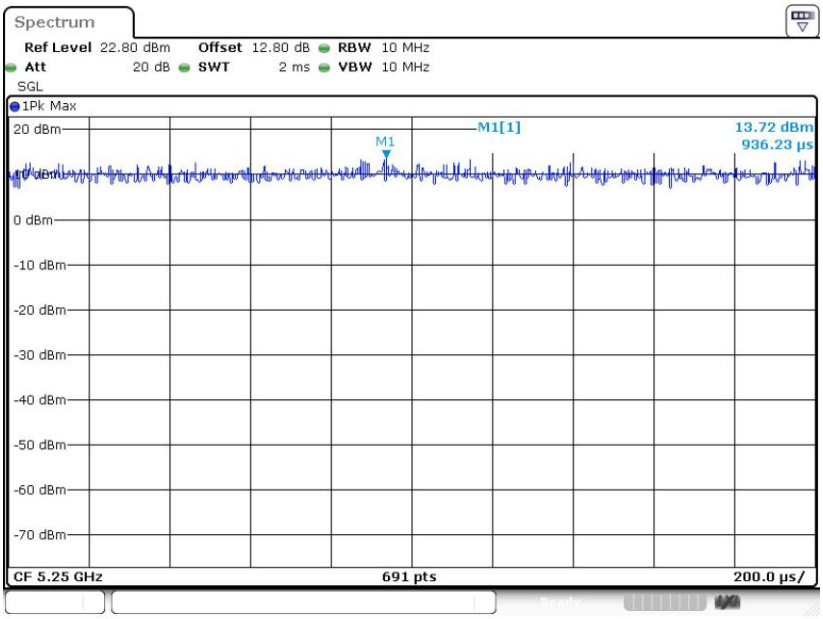

Date: 27.SEP.2024 14:56:42

Ant 9

802.11a

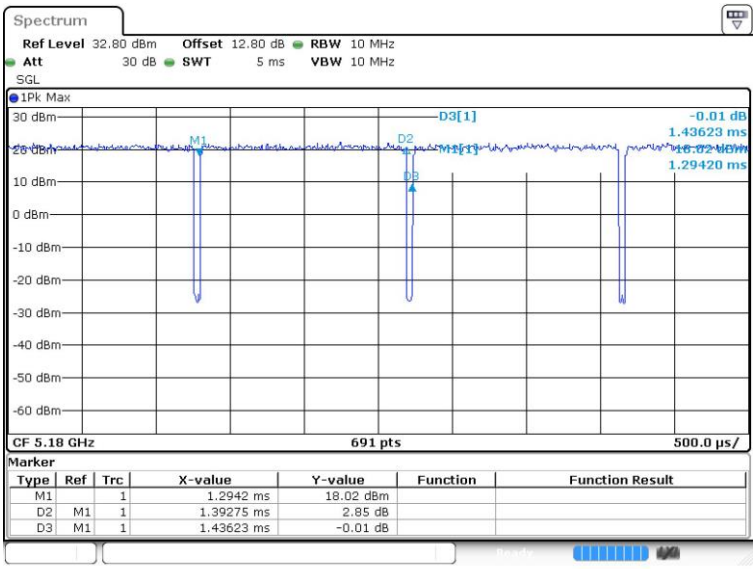

Date: 21.SEP.2024 15:59:13

802.11ax HE20

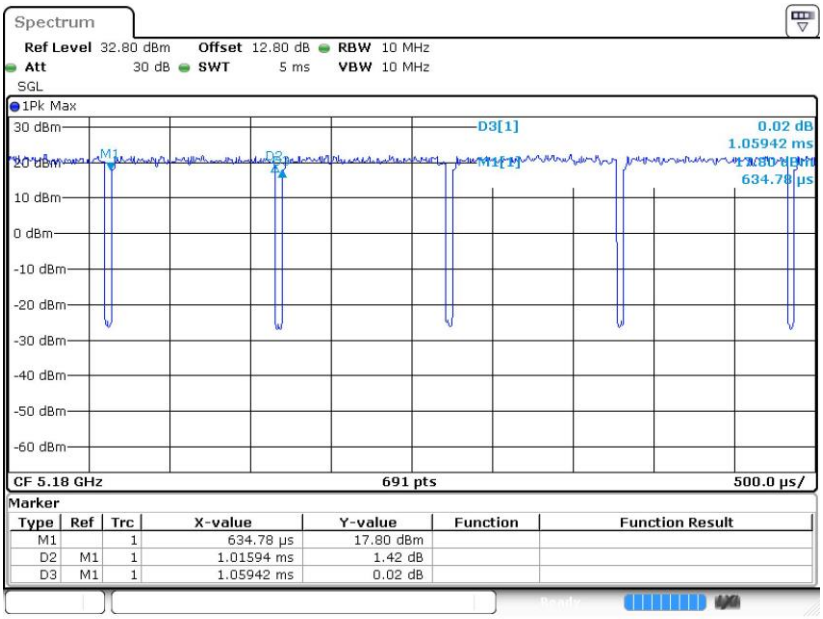

Date: 21.SEP.2024 15:59:54

802.11ax HE40

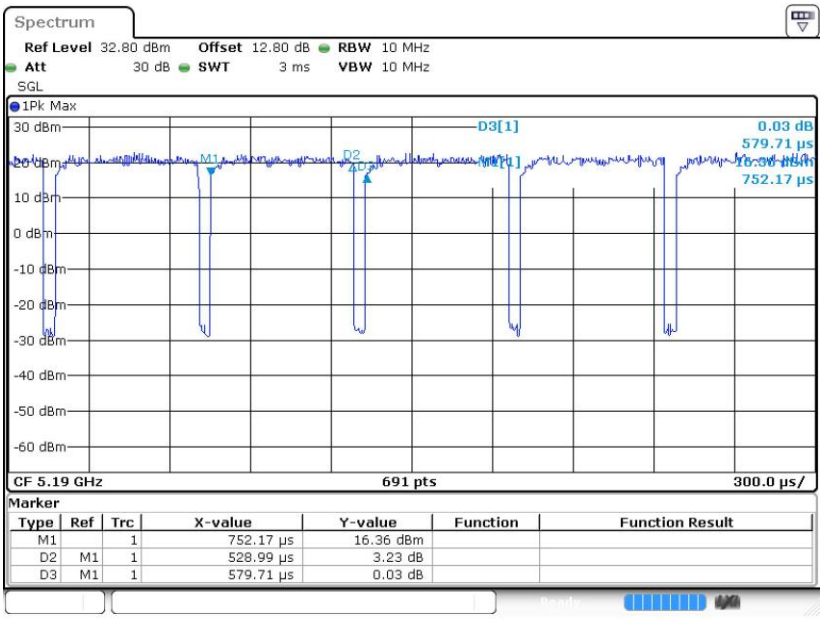

Date: 21.SEP.2024 16:02:03

802.11ax HE80

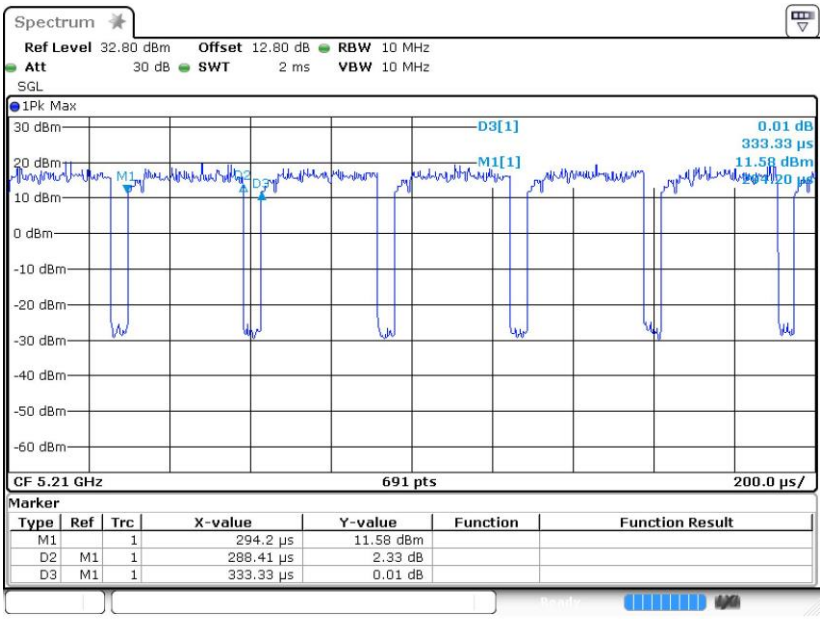

Date: 21.SEP.2024 16:03:25

802.11ax HE160

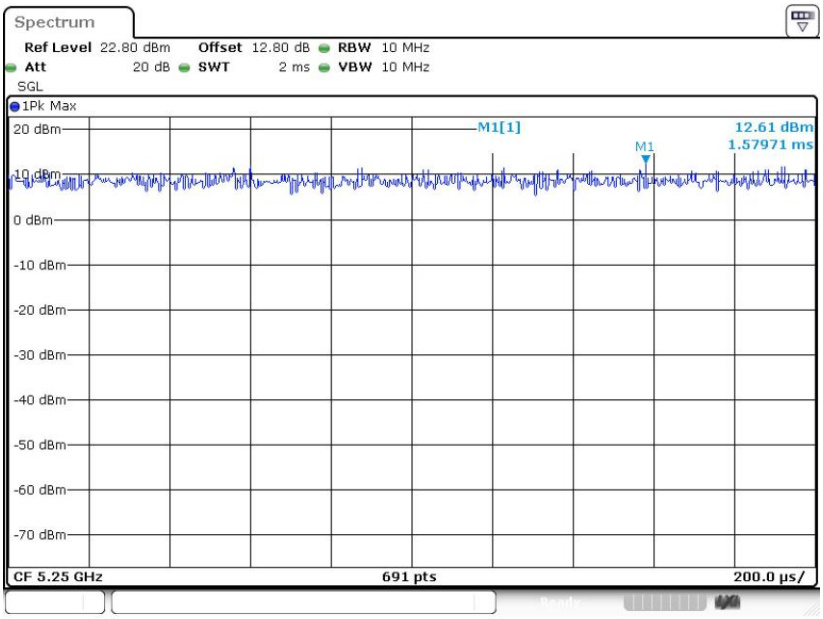

Date: 27.SEP.2024 14:56:53