



FCC RF Test Report

APPLICANT : Guangdong OPPO Mobile Telecommunications Corp., Ltd.
EQUIPMENT : Mobile Phone
BRAND NAME : OPPO
MODEL NAME : CPH2603
FCC ID : R9C-OP23051
STANDARD : FCC Part 15 Subpart E §15.407
CLASSIFICATION : (NII) Unlicensed National Information Infrastructure
TEST DATE(S) : Nov. 16, 2023 ~ Dec. 13, 2023

We, Sporton International Inc. (ShenZhen), would like to declare that the tested sample has been evaluated in accordance with the test procedures and has been in compliance with the applicable technical standards.

The test results in this report apply exclusively to the tested model / sample. Without written approval of Sporton International Inc. (ShenZhen), the test report shall not be reproduced except in full.

Jason Jia

Approved by: Jason Jia



Sporton International Inc. (ShenZhen)

1/F, 2/F, Bldg 5, Shiling Industrial Zone, Xinwei Village, Xili, Nanshan, Shenzhen, 518055

People's Republic of China



TABLE OF CONTENTS

REVISION HISTORY..... 3

SUMMARY OF TEST RESULT 4

1 GENERAL DESCRIPTION 5

 1.1 Applicant 5

 1.2 Manufacturer..... 5

 1.3 Product Feature of Equipment Under Test..... 5

 1.4 Product Specification of Equipment Under Test..... 5

 1.5 Modification of EUT 7

 1.6 Testing Location 8

 1.7 Test Software..... 8

 1.8 Applicable Standards..... 8

2 TEST CONFIGURATION OF EQUIPMENT UNDER TEST 9

 2.1 Carrier Frequency and Channel 9

 2.2 Test Mode..... 11

 2.3 Connection Diagram of Test System..... 12

 2.4 Support Unit used in test configuration and system..... 12

 2.5 EUT Operation Test Setup 13

 2.6 Measurement Results Explanation Example..... 13

3 TEST RESULT 14

 3.1 6dB and 26dB and 99% Occupied Bandwidth Measurement 14

 3.2 Maximum Conducted Output Power Measurement 19

 3.3 Power Spectral Density Measurement 21

 3.4 Unwanted Emissions Measurement..... 25

 3.5 AC Conducted Emission Measurement..... 30

 3.6 Antenna Requirements..... 32

4 LIST OF MEASURING EQUIPMENT 33

5 MEASUREMENT UNCERTAINTY 34

APPENDIX A. CONDUCTED TEST RESULTS

APPENDIX B. AC CONDUCTED EMISSION TEST RESULT

APPENDIX C. RADIATED SPURIOUS EMISSION

APPENDIX D. DUTY CYCLE PLOTS

APPENDIX E. SETUP PHOTOGRAPHS



REVISION HISTORY

REPORT NO.	VERSION	DESCRIPTION	ISSUED DATE
FR303018E	Rev. 01	Initial issue of report	Dec. 18, 2023



SUMMARY OF TEST RESULT

Report Section	FCC Rule	Description	Limit for U-NII-1/2A/2C	Limit for U-NII-3	Result	Remark
3.1	2.1049 & 15.403(i)	6dB, 26dB & 99% Bandwidth	-	6dB Bandwidth > 500kHz	Pass	-
3.2	15.407(a)	Maximum Conducted Output Power	≤ 24 dBm	≤ 30 dBm	Pass	-
3.3	15.407(a)	Power Spectral Density	≤ 11 dBm/MHz	≤ 30 dBm/500kHz	Pass	-
3.4	15.407(b)	Unwanted Emissions	15.407(b) & 15.209(a)	15.407(b)(4)(i) & 15.209(a)	Pass	Under limit 5.13 dB at 5140.900 MHz
3.5	15.207	AC Conducted Emission	15.207(a)	15.207(a)	Pass	Under limit 19.68 dB at 8.190 MHz
3.6	15.203 & 15.407(a)	Antenna Requirement	15.203 & 15.407(a)	15.203 & 15.407(a)	Pass	-

Conformity Assessment Condition:

- The test results (PASS/FAIL) with all measurement uncertainty excluded are presented against the regulation limits or in accordance with the requirements stipulated by the applicant/manufacturer who shall bear all the risks of non-compliance that may potentially occur if measurement uncertainty is taken into account.
- The measurement uncertainty please refer to each test result in the section "Measurement Uncertainty"

Disclaimer:

The product specifications of the EUT presented in the test report that may affect the test assessments are declared by the manufacturer who shall take full responsibility for the authenticity.



1 General Description

1.1 Applicant

Guangdong OPPO Mobile Telecommunications Corp., Ltd.

NO.18 Haibin Road, Wusha Village, Chang'an Town, Dongguan City, Guangdong, China

1.2 Manufacturer

Guangdong OPPO Mobile Telecommunications Corp., Ltd.

NO.18 Haibin Road, Wusha Village, Chang'an Town, Dongguan City, Guangdong, China

1.3 Product Feature of Equipment Under Test

Product Feature	
Equipment	Mobile Phone
Brand Name	OPPO
Model Name	CPH2603
FCC ID	R9C-OP23051
IMEI Code	Conducted: 860306070113139/860306070113121 Conduction: 860306070104039/860306070104021 Radiation: 860306070102116/860306070102108
HW Version	11
SW Version	ColorOS 14.0
EUT Stage	Production Unit

Remark: The above EUT's information was declared by manufacturer. Please refer to the specifications or user's manual for more detailed description.

1.4 Product Specification of Equipment Under Test

Standards-related Product Specification	
Tx/Rx Frequency Range	5180 MHz ~ 5240 MHz; 5260 MHz ~ 5320 MHz 5500 MHz ~ 5700 MHz; 5745 MHz ~ 5825 MHz
Maximum Output Power to Antenna	MIMO <Ant. 8 + 6> <5180 MHz ~ 5240 MHz> 802.11a : 17.85 dBm / 0.0610 W 802.11ax HE20: 18.17 dBm / 0.0656 W 802.11ax HE40: 18.44 dBm / 0.0698 W 802.11ax HE80: 10.07 dBm / 0.0102 W <5260 MHz ~ 5320 MHz> 802.11a : 17.85 dBm / 0.0610 W 802.11ax HE20: 18.24 dBm / 0.0667 W 802.11ax HE40: 18.35 dBm / 0.0684 W 802.11ax HE80: 11.87 dBm / 0.0154 W <5500 MHz ~ 5700 MHz > 802.11a : 16.79 dBm / 0.0478 W 802.11ax HE20: 17.28 dBm / 0.0535 W



	802.11ax HE40: 16.84 dBm / 0.0483 W 802.11ax HE80: 16.93 dBm / 0.0493 W <5745 MHz ~ 5825 MHz> 802.11a : 15.79 dBm / 0.0379 W 802.11ax HE20: 16.45 dBm / 0.0442 W 802.11ax HE40: 16.32 dBm / 0.0429W 802.11ax HE80: 15.81 dBm / 0.0381 W
99% Occupied Bandwidth	<5180 MHz ~ 5240 MHz> 802.11a : 17.282 MHz 802.11ax HE20: 19.030 MHz 802.11ax HE40: 37.562 MHz 802.11ax HE80: 77.322 MHz <5260 MHz ~ 5320 MHz> 802.11a : 17.282 MHz 802.11ax HE20: 19.030 MHz 802.11ax HE40: 37.662 MHz 802.11ax HE80: 77.322 MHz <5500 MHz ~ 5720 MHz> 802.11a : 17.232 MHz 802.11ax HE20: 19.030 MHz 802.11ax HE40: 37.562 MHz 802.11ax HE80: 77.442 MHz <5745 MHz ~ 5825 MHz> 802.11a : 17.782 MHz 802.11ax HE20: 19.181 MHz 802.11ax HE40: 37.962 MHz 802.11ax HE80: 77.323 MHz
Antenna Type / Gain	<5180 MHz ~ 5240 MHz> <Ant. 8> : IFA Metal Antenna with gain 2.70 dBi <Ant. 6> : IFA Metal Antenna with gain 0.30 dBi <5260 MHz ~ 5320 MHz> <Ant. 8> : IFA Metal Antenna with gain 1.00 dBi <Ant. 6> : IFA Metal Antenna with gain 1.20 dBi <5500 MHz ~ 5700 MHz> <Ant. 8> : IFA Metal Antenna with gain 2.10 dBi <Ant. 6> : IFA Metal Antenna with gain 1.60 dBi <5745 MHz ~ 5825 MHz> <Ant. 8> : IFA Metal Antenna with gain 2.00 dBi <Ant. 6> : IFA Metal Antenna with gain -2.20 dBi
Type of Modulation	802.11a/n : OFDM (BPSK / QPSK / 16QAM / 64QAM) 802.11ac/ax : OFDM (BPSK / QPSK / 16QAM / 64QAM / 256QAM / 1024QAM)

Note:

1. WLAN MIMO support CDD mode.
2. The 802.11n/ac power is less than 11ax power, full test 11ax to cover 11n/ac mode.
3. The device does not support 802.11ax channel puncturing.
4. 802.11ax support OFDMA full RU tone and partial RU tones.



1.5 Modification of EUT

No modifications are made to the EUT during all test items.

1.6 Testing Location

Sporton International Inc. (ShenZhen) is accredited to ISO/IEC 17025:2017 by American Association for Laboratory Accreditation with Certificate Number 5145.01.

Test Firm	Sporton International Inc. (ShenZhen)		
Test Site Location	1/F, 2/F, Bldg 5, Shiling Industrial Zone, Xinwei Village, Xili, Nanshan, Shenzhen, 518055 People's Republic of China TEL: +86-755-86379589 FAX: +86-755-86379595		
Test Site No.	Sporton Site No.	FCC Designation No.	FCC Test Firm Registration No.
	CO01-SZ TH01-SZ	CN1256	421272

Test Firm	Sporton International Inc. (ShenZhen)		
Test Site Location	101, 1st Floor, Block B, Building 1, No. 2, Tengfeng 4th Road, Fenghuang Community, Fuyong Street, Baoan District, Shenzhen City, Guangdong Province 518103 People's Republic of China TEL: +86-755-86066985		
Test Site No.	Sporton Site No.	FCC Designation No.	FCC Test Firm Registration No.
	03CH01-SZ	CN1256	421272

1.7 Test Software

Item	Site	Manufacturer	Name	Version
1.	03CH01-SZ	AUDIX	E3	6.2009-8-24
2.	CO01-SZ	AUDIX	E3	6.120613b



1.8 Applicable Standards

According to the specifications of the manufacturer, the EUT must comply with the requirements of the following standards:

- ♦ 47 CFR Part 15 Subpart E
- ♦ FCC KDB 789033 D02 General UNII Test Procedures New Rules v02r01.
- ♦ FCC KDB 662911 D01 Multiple Transmitter Output v02r01.
- ♦ ANSI C63.10-2013

Remark:

1. All test items were verified and recorded according to the standards and without any deviation during the test.
2. This EUT has also been tested and complied with the requirements of FCC Part 15, Subpart B, recorded in a separate test report.



2 Test Configuration of Equipment Under Test

- a. The EUT has been associated with peripherals and configuration operated in a manner tended to maximize its emission characteristics in a typical application. Frequency range investigated: conduction emission (150 kHz to 30 MHz), radiation emission (9 kHz to the 10th harmonic of the highest fundamental frequency or to 40 GHz, whichever is lower). For radiated measurement, pre-scanned in three orthogonal panels, X, Y, Z. The worst cases (Y plane) were recorded in this report.
- b. AC power line Conducted Emission was tested under maximum output power.

2.1 Carrier Frequency and Channel

Frequency Band	Channel	Freq.(MHz)	Channel	Freq. (MHz)
5180-5240 MHz U-NII-1	36	5180	44	5220
	38*	5190	46*	5230
	40	5200	48	5240
	42 [#]	5210	-	-

Frequency Band	Channel	Freq.(MHz)	Channel	Freq. (MHz)
5260-5320 MHz U-NII-2A	52	5260	60	5300
	54*	5270	62*	5310
	56	5280	64	5320
	58 [#]	5290	-	-

Frequency Band	Channel	Freq.(MHz)	Channel	Freq. (MHz)
5500-5720MHz U-NII-2C	100	5500	112	5560
	102*	5510	116	5580
	104	5520	132	5660
	106 [#]	5530	134*	5670
	108	5540	136	5680
	110*	5550	140	5700

Frequency Band	Channel	Freq.(MHz)	Channel	Freq. (MHz)
5745-5825 MHz U-NII-3	149	5745	157	5785
	151*	5755	159*	5795
	153	5765	161	5805
	155 [#]	5775	165	5825



Frequency Band	Channel	Freq.(MHz)	Channel	Freq. (MHz)
TDWR Channel	118*	5590	124	5620
	120	5600	126*	5630
	122#	5610	128	5640

Note:

1. The above Frequency and Channel in "*" are 40MHz bandwidth.
2. The above Frequency and Channel in "#" are 80MHz bandwidth.



2.2 Test Mode

Final test modes are considering the modulation and worse data rates as below table.

MIMO Mode

Modulation	Data Rate
802.11a	6 Mbps
802.11ax HE20	MCS0
802.11ax HE40	MCS0
802.11ax HE80	MCS0

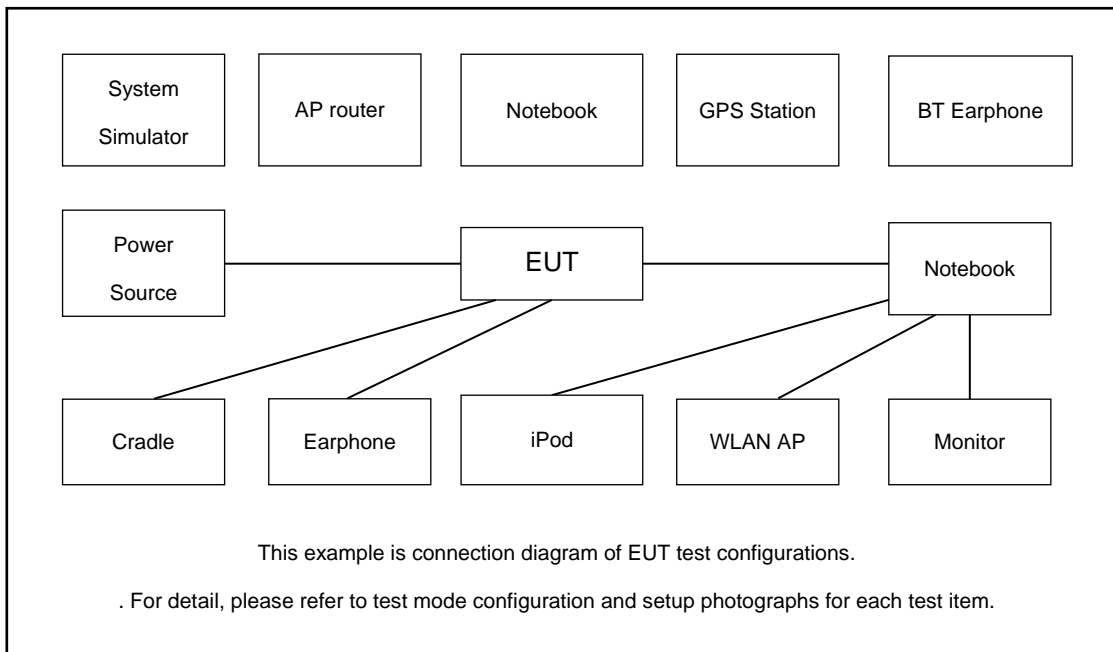
AC Conducted Emission	Mode 1 : GSM850 Idle + Bluetooth Link + WLAN Link(5G) + USB Cable 1(Charging from Adapter1) + Battery 1
Remark: For Radiated Test Cases, The tests were performance with Adapter 1, Battery 1, USB Cable 1	

Ch. #		U-NII-1 20M BW	U-NII-2A 20M BW	U-NII-2C 20M BW	U-NII-3 20M BW
L	Low	36	52	100	149
M	Middle	44	60	116	157
H	High	48	64	140	165

Ch. #		U-NII-1 40M BW	U-NII-2A 40M BW	U-NII-2C 40M BW	U-NII-3 40M BW
L	Low	38	54	102	151
M	Middle	-	-	110	-
H	High	46	62	134	159

Ch. #		U-NII-1 80M BW	U-NII-2A 80M BW	U-NII-2C 80M BW	U-NII-3 80M BW
L	Low	-	-	106	-
M	Middle	42	58	-	155
H	High	-	-	122	-

2.3 Connection Diagram of Test System



2.4 Support Unit used in test configuration and system

Item	Equipment	Trade Name	Model Name	FCC ID	Data Cable	Power Cord
1.	Base Station(LTE)	Anritsu	MT8820C	N/A	N/A	Unshielded,1.8m
2.	Base Station	Anritsu	MT8821C	N/A	N/A	Unshielded,1.8m
3.	WLAN AP	Dlink	DIR-820L	KA2IR820LA1	N/A	Unshielded,1.8m
4.	Bluetooth Earphone	Samsung	EO-MG900	PYAHS-107W	N/A	N/A



2.5 EUT Operation Test Setup

For WLAN RF test items, an engineering test program was provided and enabled to make EUT continuously transmit.

For AC power line conducted emissions, the EUT was set to connect with the WLAN AP under large package sizes transmission.

2.6 Measurement Results Explanation Example

For all conducted test items:

The offset level is set in the spectrum analyzer to compensate the RF cable loss and attenuator factor between EUT conducted output port and spectrum analyzer. With the offset compensation, the spectrum analyzer reading level is exactly the EUT RF output level.

Example :

The spectrum analyzer offset is derived from RF cable loss and attenuator factor.

Offset = RF cable loss + attenuator factor.

Following shows an offset computation example with cable loss 2.8 dB and 10dB attenuator.

$$\begin{aligned} \text{Offset(dB)} &= \text{RF cable loss(dB)} + \text{attenuator factor(dB)}. \\ &= 2.8 + 10 = 12.8 \text{ (dB)} \end{aligned}$$



3 Test Result

3.1 6dB and 26dB and 99% Occupied Bandwidth Measurement

3.1.1 Description of 6dB and 26dB and 99% Occupied Bandwidth

The minimum 6 dB bandwidth shall be at least 500 kHz.

26dB and 99% Occupied bandwidth are reporting only.

3.1.2 Measuring Instruments

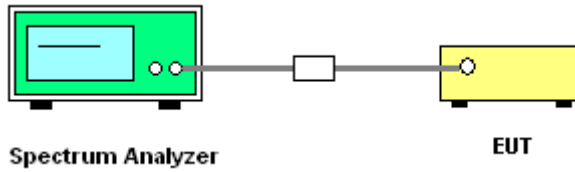
The measuring equipment is listed in the section 4 of this test report.

3.1.3 Test Procedures

- The testing follows FCC KDB 789033 D02 General UNII Test Procedures New Rules v02r01.

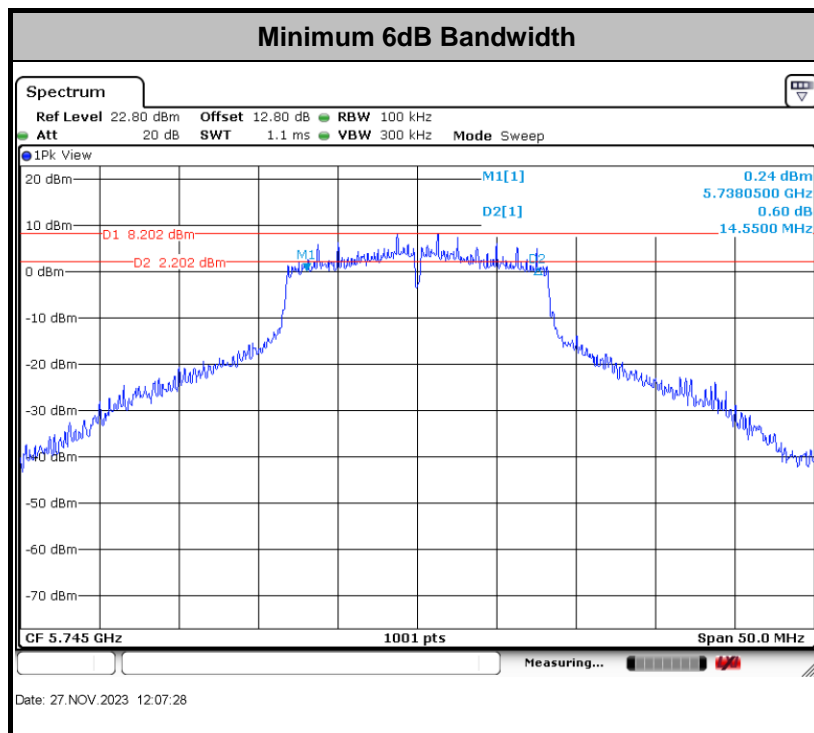
<input checked="" type="checkbox"/>	Section C) Bandwidth Measurement 1. Emission Bandwidth (EBW) and 99% OBW
	<ol style="list-style-type: none"> Set RBW = approximately 1% of the emission bandwidth. Set the VBW > RBW. Detector = Peak. Trace mode = max hold Measure the maximum width of the emission that is 26 dB down from the peak of the emission. Compare this with the RBW setting of the analyzer. Readjust RBW and repeat measurement as needed until the RBW/EBW ratio is approximately 1%. For 99% Bandwidth Measurement, the spectrum analyzer's resolution bandwidth (RBW) is set to 1%~5% of the OBW and set the Video bandwidth (VBW) ≥ 3 * RBW. Measure and record the results in the test report.
<input checked="" type="checkbox"/>	Section C) Bandwidth Measurement 2. Minimum Emission Bandwidth for the band 5.725 - 5.85 GHz
	<ol style="list-style-type: none"> Set RBW = 100kHz. Set the VBW ≥ 3 x RBW. Detector = Peak. Trace mode = max hold Measure the maximum width of the emission that is 6 dB down from the peak of the emission. Measure and record the results in the test report.

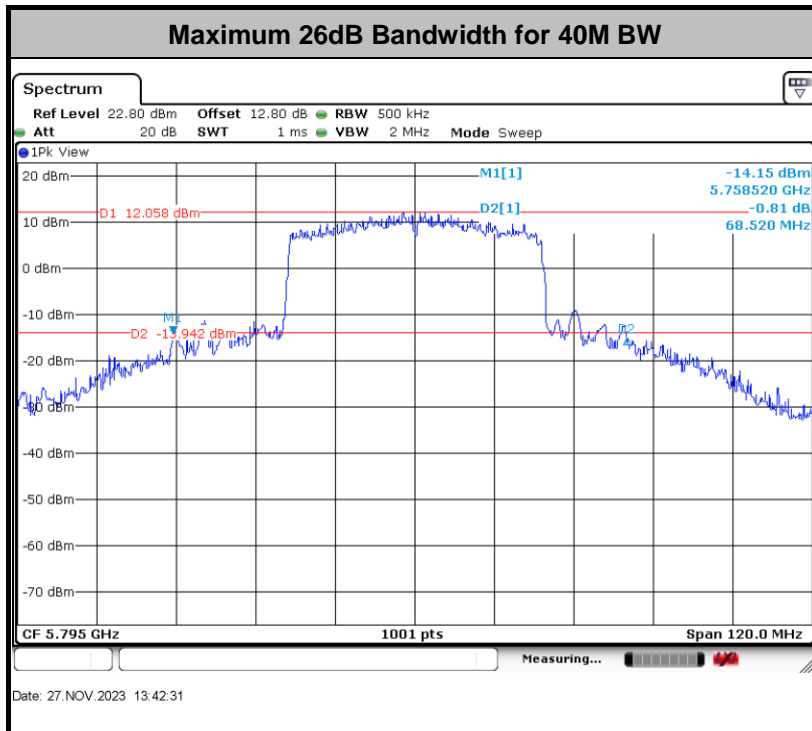
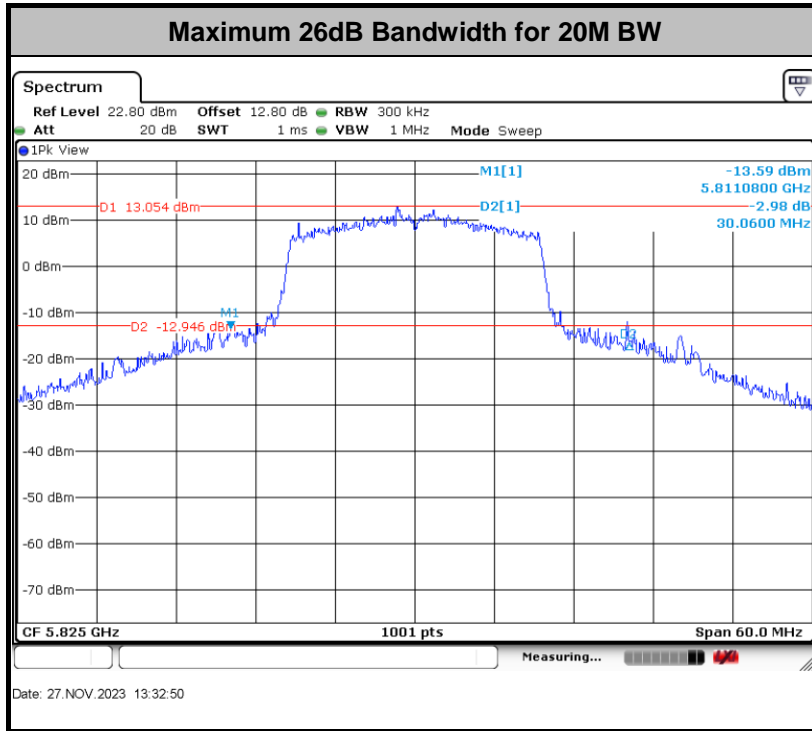
3.1.4 Test Setup

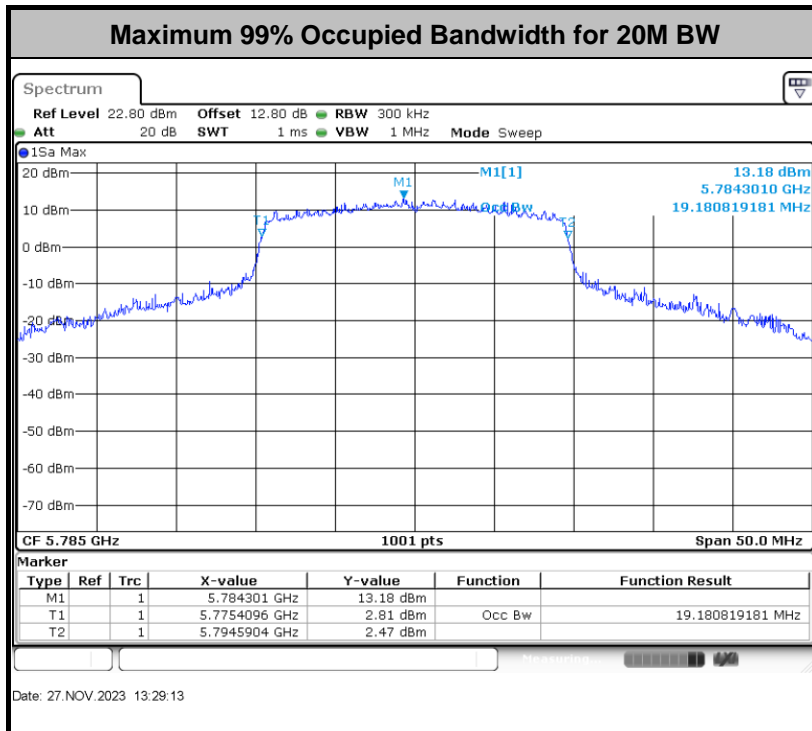
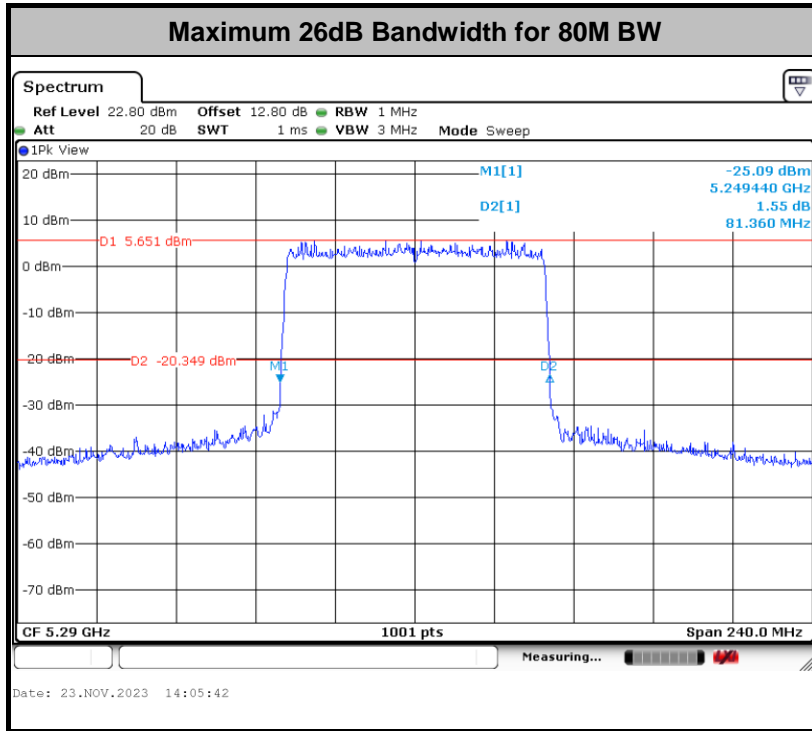


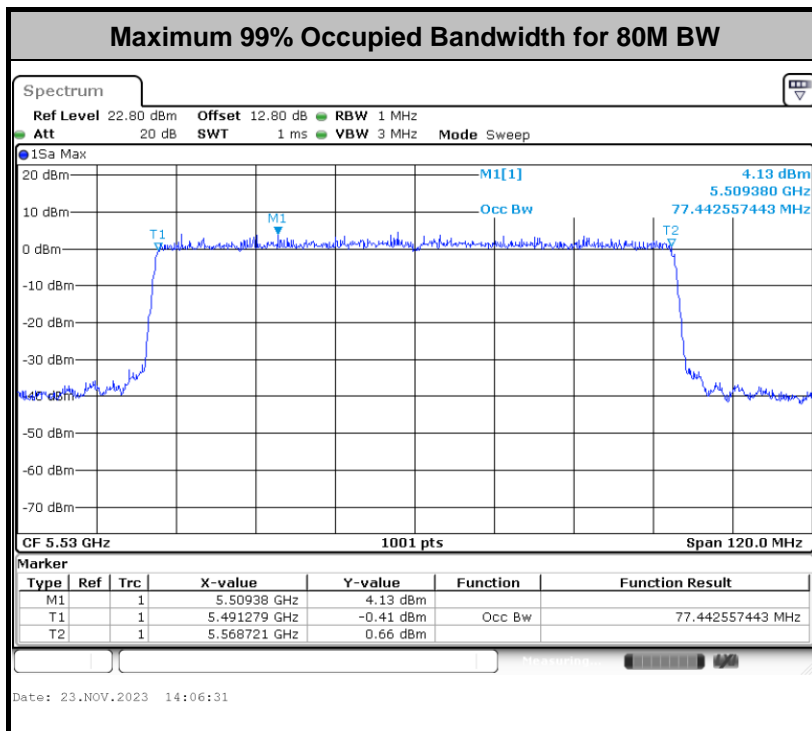
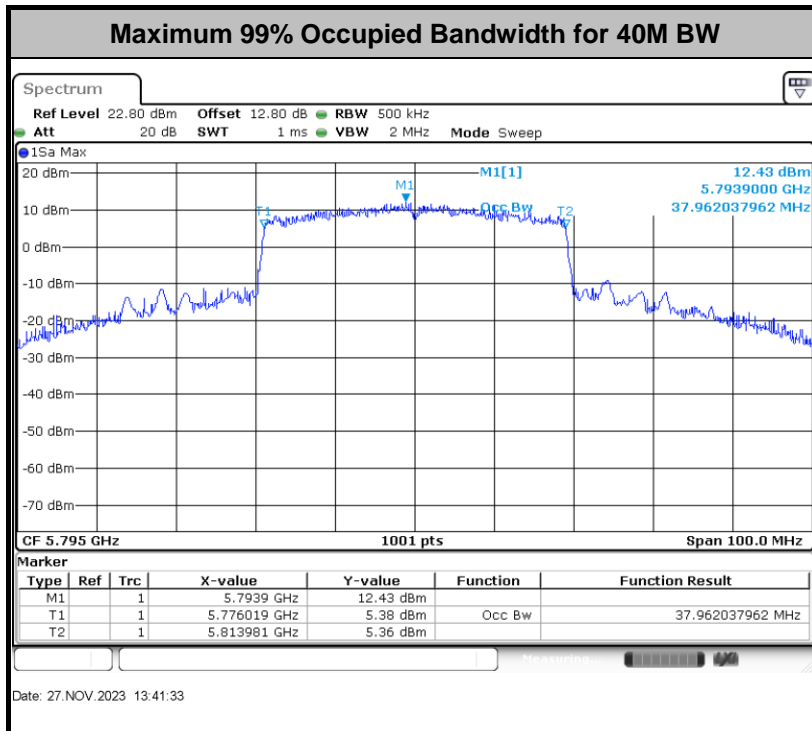
3.1.5 Test Result of 6dB Bandwidth

Please refer to Appendix A.









Note: The occupied channel bandwidth is maintained within the band of operation for all of the modulations.



3.2 Maximum Conducted Output Power Measurement

3.2.1 Limit of Maximum Conducted Output Power

<FCC 14-30 CFR 15.407>

For mobile and portable client devices in the 5.15–5.25 GHz band, the maximum conducted output power over the frequency band of operation shall not exceed 250 mW.

For the 5.25–5.725 GHz bands, the maximum conducted output power over the frequency bands of operation shall not exceed the lesser of 250 mW or $11 + 10 \log B$, dBm, where B is the 26 dB emission bandwidth in megahertz.

For the band 5.725–5.85 GHz, the maximum conducted output power over the frequency band of operation shall not exceed 1 W.

For the 5.47–5.6 GHz and 5.65–5.725 GHz band, the maximum conducted output power shall not exceed 250 mW or $11 + 10 \log_{10} B$, dBm, whichever power is less. The maximum e.i.r.p. shall not exceed 1.0 W or $17 + 10 \log_{10} B$, dBm, whichever is less. B is the 99% emission bandwidth in megahertz.

If transmitting antennas of directional gain greater than 6 dBi are used, the peak output power shall be reduced by the amount in dB that the directional gain of the antenna exceeds 6 dBi.

Note that U-NII-2 band, devices with a maximum e.i.r.p. greater than 500 mW shall implement TPC in order to have the capability to operate at least 6 dB below the maximum permitted e.i.r.p. of 1 W.

3.2.2 Measuring Instruments

The measuring equipment is listed in the section 4 of this test report.

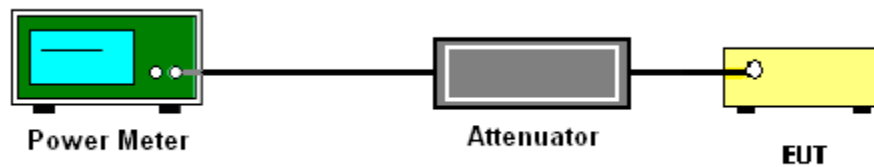
3.2.3 Test Procedures

The testing follows Method PM of FCC KDB 789033 D02 General UNII Test Procedures New Rules v02r01.

Method PM (Measurement using an RF average power meter):

1. Measurement is performed using a wideband RF power meter.
2. The EUT is configured to transmit continuously with a consistent duty cycle at its maximum power control level.
3. Measure the average power of the transmitter, and the average power is corrected with duty factor, $10 \log(1/x)$, where x is the duty cycle.
4. For MIMO mode, the measure-and-sum technique should be used for measuring the in-band transmit power of a device.

3.2.4 Test Setup



3.2.5 Test Result of Maximum Conducted Output Power

Please refer to Appendix A.



3.3 Power Spectral Density Measurement

3.3.1 Limit of Power Spectral Density

<FCC 14-30 CFR 15.407>

For mobile and portable client devices in the 5.15–5.25 GHz band, the maximum power spectral density shall not exceed 11dBm in any 1 megahertz band.

For the 5.25–5.725 GHz bands, the maximum power spectral density shall not exceed 11 dBm in any 1 megahertz band.

For the band 5.725–5.85 GHz, the maximum power spectral density shall not exceed 30 dBm in any 500-kHz band.

If transmitting antennas of directional gain greater than 6 dBi are used, the peak output power shall be reduced by the amount in dB that the directional gain of the antenna exceeds 6 dBi.

3.3.2 Measuring Instruments

The measuring equipment is listed in the section 4 of this test report.

3.3.3 Test Procedures

The testing follows FCC KDB 789033 D02 General UNII Test Procedures New Rules v01r04. Section F) Maximum power spectral density.

For devices operating in the bands UNII-1/2A/2C

Method SA-2

(trace averaging across on and off times of the EUT transmissions, followed by duty cycle correction).

- Measure the duty cycle.
- Set span to encompass the entire emission bandwidth (EBW) of the signal.
- Set RBW = 1 MHz.
- Set VBW \geq 3 MHz.
- Number of points in sweep \geq 2 Span / RBW.
- Sweep time = auto.
- Detector = RMS
- Trace average at least 100 traces in power averaging mode.
- Add $10 \log(1/x)$, where x is the duty cycle, to the measured power in order to compute the average power during the actual transmission times. For example, add $10 \log(1/0.25) = 6$ dB if the duty cycle is 25 percent.

For devices operating in the band UNII-3

Method SA-2

(trace averaging across on and off times of the EUT transmissions, followed by duty cycle correction).

- Measure the duty cycle.
 - Set span to encompass the entire emission bandwidth (EBW) of the signal.
 - Set RBW = 500KHz (or 300 kHz if the SA can't set RBW=500KHz).
 - Set VBW \geq 1 MHz.
 - Number of points in sweep \geq 2 Span / RBW.
 - Sweep time = auto.
 - Detector = RMS
 - Trace average at least 100 traces in power averaging mode.
 - If the SA can't set RBW=500KHz, then add $10 \log(500\text{kHz}/\text{RBW})$ to the test result.
 - Add $10 \log(1/x)$, where x is the duty cycle, to the measured power in order to compute the average power during the actual transmission times. For example, add $10 \log(1/0.25) = 6$ dB if the duty cycle is 25 percent.
1. The RF output of EUT was connected to the spectrum analyzer by a low loss cable.
 2. Each plot has already offset with cable loss, and attenuator loss. Measure the PPSD and record it.
 3. For MIMO mode, calculation method follows FCC KDB 662911 D01 Multiple Transmitter Output v02r01.

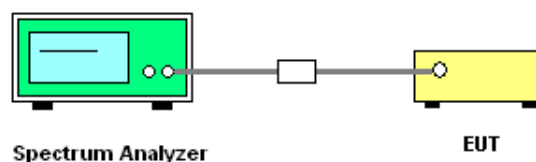
Method (a): Measure and sum the spectra across the outputs for UNII-1/2A/2C.

The total final Power Spectral Density is the bin-by-bin summation to obtain the combined spectrum. For the device with 2 transmitter outputs. The spectrum measurements of the individual outputs are all performed with the same span and number of points, the spectrum value in the first spectral bin of output 1 is summed with that in the first spectral bin of output 2 to obtain the value for the first frequency bin of the summed spectrum.

Method (c): Measure and add $10 \log(N_{\text{ANT}})$ dB for UNII-3.

The measurement on each individual output were performed with the same span and number on each individual output. The quantity $10 \log(N_{\text{ANT}})$ dB is added to each spectrum value before comparing to the emission limit.

3.3.4 Test Setup

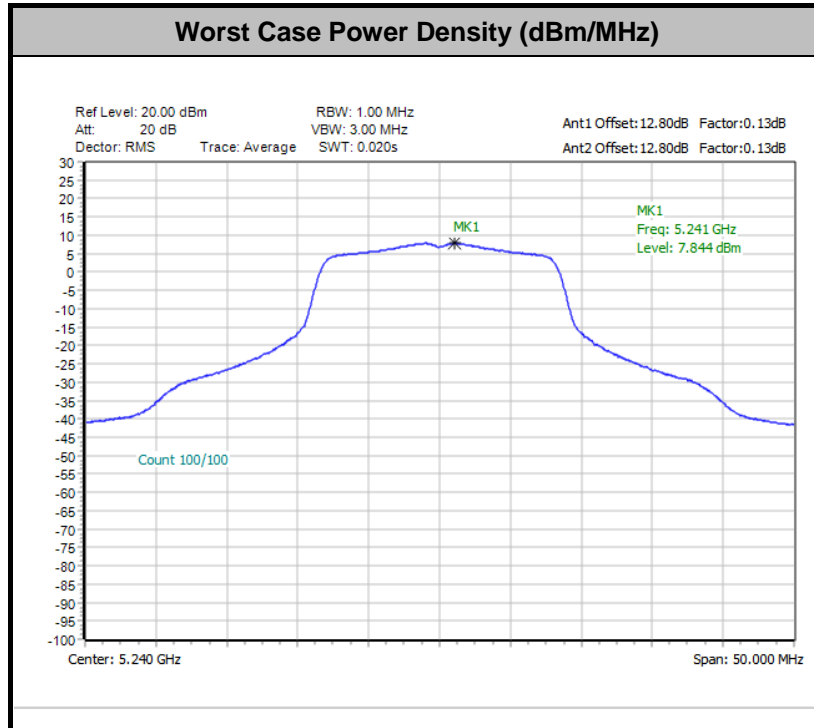




3.3.5 Test Result of Power Spectral Density

Please refer to Appendix A.

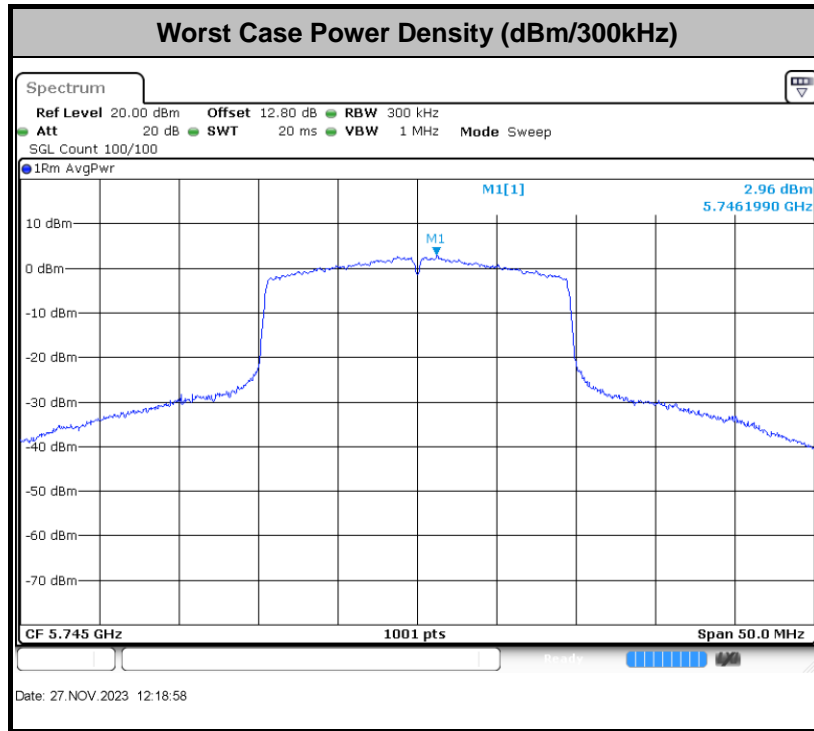
For devices operating in the bands UNII-1/2A/2C



Note: Average Power Density (dB) = Measured value+ Duty Factor



For devices operating in the band UNII-3



Note: Average Power Density (dB) = Measured value + Duty Factor + RBW factor + 3.01.



3.4 Unwanted Emissions Measurement

This section as specified in FCC Part 15.407(b) is to measure unwanted emissions through radiated measurement for band edge spurious emissions and out of band emissions measurement. The unwanted emissions shall comply with 15.407(b)(1) to (6), and restricted bands per FCC Part 15.205.

3.4.1 Limit of Unwanted Emissions

- (1) For transmitters operating in the 5150-5250 MHz band: all emissions outside of the 5150-5350 MHz band shall not exceed an EIRP of -27 dBm/MHz.

For transmitters operating in the 5250-5350 MHz band: all emissions outside of the 5150-5350 MHz band shall not exceed an EIRP of -27 dBm/MHz. Devices operating in the 5250-5350 MHz band that generate emissions in the 5150-5250 MHz band must meet all applicable technical requirements for operation in the 5150-5250 MHz band (including indoor use) or alternatively meet an out-of-band emission EIRP limit of -27 dBm/MHz in the 5150-5250 MHz band.

For transmitters operating in the 5470-5600 MHz and 5650-5725 MHz band: all emissions outside of the 5470-5600 MHz and 5650-5725 MHz band shall not exceed an EIRP of -27 dBm/MHz.

- (2) For transmitters operating in the 5.725-5.85 GHz band:
15.407(b)(4)(i) All emissions shall be limited to a level of -27 dBm/MHz at 75 MHz or more above or below the band edge increasing linearly to 10 dBm/MHz at 25 MHz above or below the band edge, and from 25 MHz above or below the band edge increasing linearly to a level of 15.6 dBm/MHz at 5 MHz above or below the band edge, and from 5 MHz above or below the band edge increasing linearly to a level of 27 dBm/MHz at the band edge.

(3) Unwanted spurious emissions fallen in restricted bands shall comply with the general field strength limits as below table,

Frequency (MHz)	Field Strength (microvolts/meter)	Measurement Distance (meters)
0.009 – 0.490	2400/F(kHz)	300
0.490 – 1.705	24000/F(kHz)	30
1.705 – 30.0	30	30
30 – 88	100	3
88 – 216	150	3
216 - 960	200	3
Above 960	500	3

(4) EIRP (dBm)	Field Strength at 3m (dBµV/m)
- 27	68.2

Note: The following formula is used to convert the EIRP to field strength.

$$EIRP = E_{Meas} + 20\log (d_{Meas}) - 104.7$$

where

EIRP is the equivalent isotropically radiated power, in dBm

E_{Meas} is the field strength of the emission at the measurement distance, in dBµV/m

d_{Meas} is the measurement distance, in m

(4) ANSI C63.10-2013 clause 12.7.3 note 97

As specified by regulatory requirements, emissions above 1000 MHz that are outside of the restricted bands are subject to a peak emission limit. However, an out-of-band emission that complies with both the average and peak general regulatory limits is not required to satisfy the peak emission limit.

3.4.2 Measuring Instruments

The measuring equipment is listed in the section 4 of this test report.

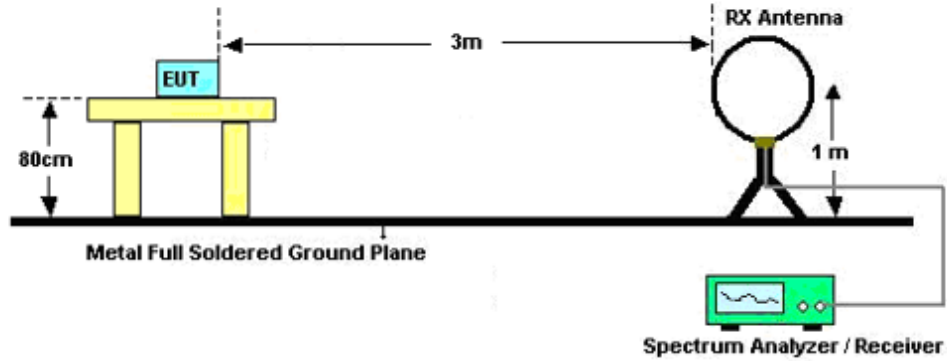


3.4.3 Test Procedures

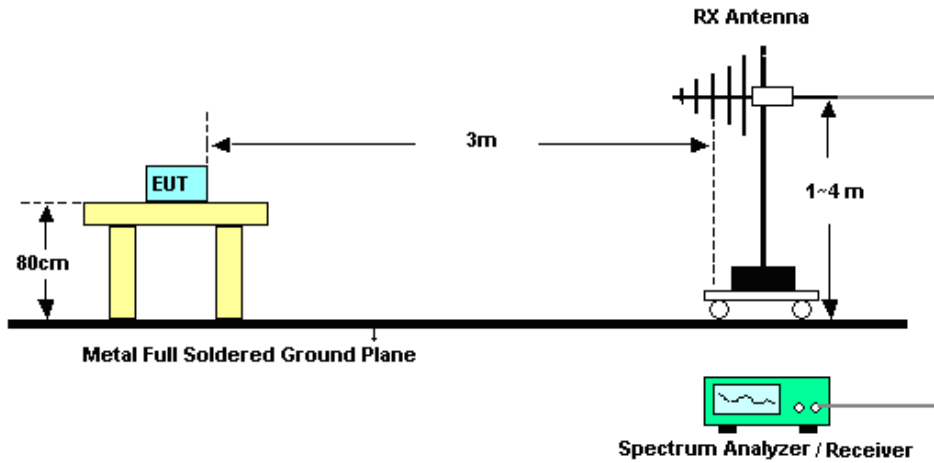
1. The testing follows FCC KDB 789033 D02 General UNII Test Procedures New Rules v01r04. Section G) Unwanted emissions measurement.
 - (1) Procedure for Unwanted Emissions Measurements Below 1000MHz
 - RBW = 120 kHz
 - VBW = 300 kHz
 - Detector = Peak
 - Trace mode = max hold
 - (2) Procedure for Peak Unwanted Emissions Measurements Above 1000 MHz
 - RBW = 1 MHz
 - VBW \geq 3 MHz
 - Detector = Peak
 - Sweep time = auto
 - Trace mode = max hold
 - (3) Procedures for Average Unwanted Emissions Measurements Above 1000MHz
 - RBW = 1 MHz
 - VBW = 10 Hz, when duty cycle is no less than 98 percent.
 - VBW \geq 1/T, when duty cycle is less than 98 percent where T is the minimum transmission duration over which the transmitter is on.
2. The EUT was placed on a turntable with 0.8 meter for frequency below 1GHz and 1.5 meter for frequency above 1GHz respectively above ground.
3. The EUT was set 3 meters from the interference receiving antenna which was mounted on the top of a variable height antenna tower.
4. The antenna is a broadband antenna and its height is adjusted between one meter and four meters above ground to find the maximum value of the field strength for both horizontal polarization and vertical polarization of the antenna.
5. For each suspected emission, the EUT was arranged to its worst case and then adjust the antenna tower (from 1 m to 4 m) and turntable (from 0 degree to 360 degrees) to find the maximum reading.
6. For testing below 1GHz, if the emission level of the EUT in peak mode was 3 dB lower than the limit specified, then peak values of EUT will be reported, otherwise, the emissions will be repeated one by one using the CISPR quasi-peak method and reported.
7. For testing above 1GHz, the emission level of the EUT in peak mode was 20dB lower than average limit (that means the emission level in average mode also complies with the limit in average mode), then peak values of EUT will be reported, otherwise, the emissions will be measured in average mode again and reported.

3.4.4 Test Setup

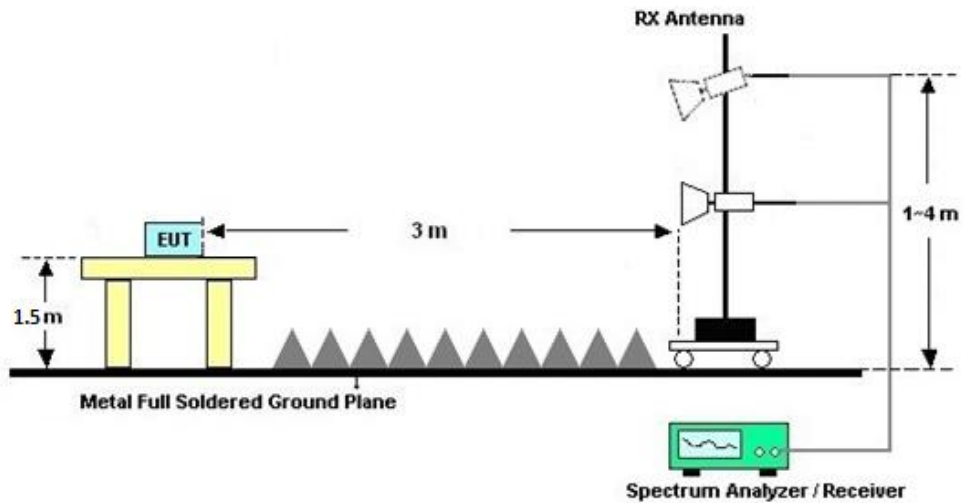
For radiated emissions below 30MHz



For radiated emissions from 30MHz to 1GHz



For radiated emissions above 1GHz





3.4.5 Test Results of Radiated Spurious Emissions (9 kHz ~ 30 MHz)

The low frequency, which started from 9 kHz to 30MHz, was pre-scanned and the result which was 20dB lower than the limit line was not reported.

There is a comparison data of both open-field test site and semi-Anechoic chamber, and the result came out very similar.

3.4.6 Test Result of Radiated Spurious at Band Edges

Please refer to Appendix C.

3.4.7 Duty Cycle

Please refer to Appendix D.

3.4.8 Test Result of Radiated Spurious Emissions (30MHz ~ 10th Harmonic)

Please refer to Appendix C.



3.5 AC Conducted Emission Measurement

3.5.1 Limit of AC Conducted Emission

For equipment that is designed to be connected to the public utility (AC) power line, the radio frequency voltage that is conducted back onto the AC power line on any frequency or frequencies within the band 150 kHz to 30 MHz shall not exceed the limits in the following table.

Frequency of emission (MHz)	Conducted limit (dBµV)	
	Quasi-peak	Average
0.15-0.5	66 to 56*	56 to 46*
0.5-5	56	46
5-30	60	50

*Decreases with the logarithm of the frequency.

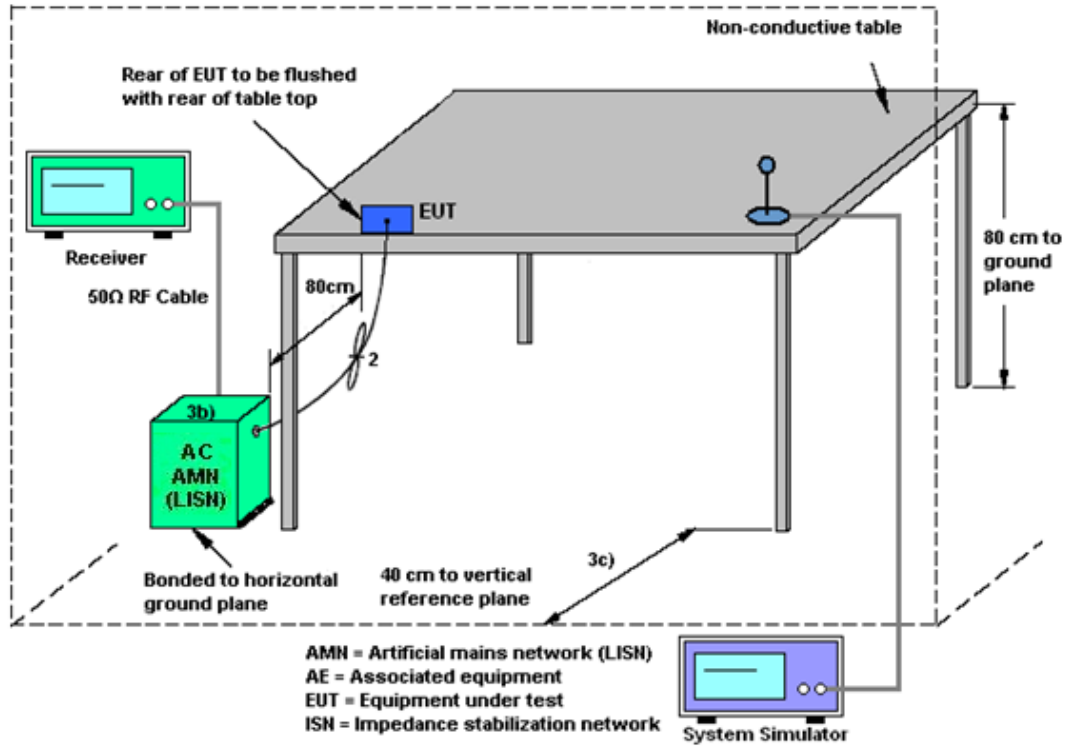
3.5.2 Measuring Instruments

The measuring equipment is listed in the section 4 of this test report.

3.5.3 Test Procedures

1. The EUT was placed 0.4 meter from the conducting wall of the shielding room was kept at least 80 centimeters from any other grounded conducting surface.
2. Connect EUT to the power mains through a line impedance stabilization network (LISN).
3. All the support units are connecting to the other LISN.
4. The LISN provides 50 ohm coupling impedance for the measuring instrument.
5. The FCC states that a 50 ohm, 50 microhenry LISN should be used.
6. Both sides of AC line were checked for maximum conducted interference.
7. The frequency range from 150 kHz to 30 MHz was searched.
8. Set the test-receiver system to Peak Detect Function and specified bandwidth with Maximum Hold Mode.

3.5.4 Test Setup



3.5.5 Test Result of AC Conducted Emission

Please refer to Appendix B.



3.6 Antenna Requirements

3.6.1 Standard Applicable

According to FCC 47 CFR Section 15.407(a)(1)(2) ,if transmitting antenna directional gain is greater than 6 dBi, both the peak transmit power and the peak power spectral density shall be reduced by the amount in dB that the directional gain of the antenna exceeds 6 dBi.

3.6.2 Antenna Anti-Replacement Construction

An embedded-in antenna design is used.

3.6.3 Antenna Gain

<CDD Modes >

FCC KDB 662911 D01 Multiple Transmitter Output v02r01

For CDD transmissions, directional gain is calculated as

Directional gain = GANT + Array Gain, where Array Gain is as follows.

For power spectral density (PSD) measurements on all devices,

Array Gain = 10 log(NANT/NSS=1) dB.

For power measurements on IEEE 802.11 devices,

Array Gain = 0 dB (i.e., no array gain) for NANT ≤ 4.

Directional gain may be calculated by using the formulas applicable to equal gain antennas with GANT set equal to the gain of the antenna having the highest gain;

The EUT supports CDD mode.

For power, the directional gain GANT is set equal to the antenna having the highest gain, i.e., F)2)f)i).

For PSD, the directional gain calculation is following F)2)f)ii) of KDB 662911 D01 v02r01.

The power and PSD limit should be modified if the directional gain of EUT is over 6 dBi,

The directional gain “DG” is calculated as following table.

<CDD Modes>						
	Ant. 8 (dBi)	Ant. 6 (dBi)	DG for Power (dBi)	DG for PSD (dBi)	Power Limit Reduction (dB)	PSD Limit Reduction (dB)
UNII-1	2.70	0.30	2.70	4.59	0.00	0.00
UNII-2A	1.00	1.20	1.20	4.11	0.00	0.00
UNII-2C	2.10	1.60	2.10	4.86	0.00	0.00
UNII-3	2.00	-2.20	2.00	3.16	0.00	0.00



4 List of Measuring Equipment

Instrument	Manufacturer	Model No.	Serial No.	Characteristics	Calibration Date	Test Date	Due Date	Remark
Spectrum Analyzer	R&S	FSV40	101078	10Hz~40GHz	Apr. 06, 2023	Nov. 22, 2023 ~Nov. 27, 2023	Apr. 05, 2024	Conducted (TH01-SZ)
Pulse Power Sensor	Anritsu	MA2411B	1339473	30MHz~40GHz	Dec. 27, 2022	Nov. 22, 2023 ~Nov. 27, 2023	Dec. 26, 2023	Conducted (TH01-SZ)
Power Meter	Anritsu	ML2495A	1542004	50MHz Bandwidth	Dec. 27, 2022	Nov. 22, 2023 ~Nov. 27, 2023	Dec. 26, 2023	Conducted (TH01-SZ)
EMI Test Receiver&SA	Agilent	N9038A	MY52260185	20Hz~26.5GHz	Dec. 26, 2022	Nov. 16, 2023 ~Dec. 13, 2023	Dec. 25, 2023	Radiation (03CH01-SZ)
EXA Spectrum Analyzer	KEYSIGHT	N9010A	MY55150213	10Hz~44GHz	Jul. 07, 2023	Nov. 16, 2023 ~Dec. 13, 2023	Jul. 06, 2024	Radiation (03CH01-SZ)
Loop Antenna	R&S	HFH2-Z2	100354	9kHz~30MHz	Jul. 28, 2022	Nov. 16, 2023 ~Dec. 13, 2023	Jul. 27, 2024	Radiation (03CH01-SZ)
Bilog Antenna	TeseQ	CBL6112D	35407	30MHz-2GHz	Oct. 24, 2023	Nov. 16, 2023 ~Dec. 13, 2023	Oct. 23, 2025	Radiation (03CH01-SZ)
Double Ridge Horn Antenna	ETS-Lindgren	3117	00119436	1GHz~18GHz	Jul. 08, 2023	Nov. 16, 2023 ~Dec. 13, 2023	Jul. 07, 2024	Radiation (03CH01-SZ)
SHF-EHF Horn	com-power	AH-840	101071	18Ghz-40GHz	Apr. 08,2023	Nov. 16, 2023 ~Dec. 13, 2023	Apr. 07,2024	Radiation (03CH01-SZ)
LF Amplifier	Burgeon	BPA-530	102209	0.01~3000Mhz	Apr. 04, 2023	Nov. 16, 2023 ~Dec. 13, 2023	Apr. 03,2024	Radiation (03CH01-SZ)
HF Amplifier	MITEQ	AMF-7D-0010 1800-30-10P-R	1943528	1GHz~18GHz	Oct. 18,2023	Nov. 16, 2023 ~Dec. 13, 2023	Oct. 17,2024	Radiation (03CH01-SZ)
HF Amplifier	KEYSIGHT	83017A	MY53270105	0.5GHz~26.5GHz	Oct. 18,2023	Nov. 16, 2023 ~Dec. 13, 2023	Oct. 17,2024	Radiation (03CH01-SZ)
HF Amplifier	MITEQ	TTA1840-35-HG	1871923	18GHz~40GHz	Jul. 07, 2023	Nov. 16, 2023 ~Dec. 13, 2023	Jul. 06, 2024	Radiation (03CH01-SZ)
AC Power Source	Chroma	61601	616010001985	N/A	Oct. 18,2023	Nov. 16, 2023 ~Dec. 13, 2023	Oct. 17,2024	Radiation (03CH01-SZ)
Turn Table	EM	EM1000	N/A	0~360 degree	NCR	Nov. 16, 2023 ~Dec. 13, 2023	NCR	Radiation (03CH01-SZ)
Antenna Mast	EM	EM1000	N/A	1 m~4 m	NCR	Nov. 16, 2023 ~Dec. 13, 2023	NCR	Radiation (03CH01-SZ)
EMI Receiver	R&S	ESR7	101630	9kHz~7GHz;	Jul. 06, 2023	Nov. 29, 2023 ~Dec. 05, 2023	Jul. 05, 2024	Conduction (CO01-SZ)
AC LISN	R&S	ENV216	100063	9kHz~30MHz	Aug. 21, 2023	Nov. 29, 2023 ~Dec. 05, 2023	Aug. 20, 2024	Conduction (CO01-SZ)
AC LISN (for auxiliary equipment)	EMCO	3816/2SH	00103892	9kHz~30MHz	Oct. 16, 2023	Nov. 29, 2023 ~Dec. 05, 2023	Oct. 15, 2024	Conduction (CO01-SZ)
AC Power Source	Chroma	61602	616020000891	100Vac~250Vac	Jul. 07, 2023	Nov. 29, 2023 ~Dec. 05, 2023	Jul. 06, 2024	Conduction (CO01-SZ)

NCR: No Calibration Required



5 Measurement Uncertainty

The measurement uncertainties shown below were calculated in accordance with the requirements of ANSI 63.10-2013. All the measurement uncertainty value were shown with a coverage K=2 to indicate 95% level of confidence. The measurement data show herein meets or exceeds the CISPR measurement uncertainty values specified in CISPR 16-4-2 and can be compared directly to specified limit to determine compliance.

Uncertainty of Conducted Measurement

Test Item	Uncertainty
Conducted Spurious Emission & Bandedge	±1.34 dB
Occupied Channel Bandwidth	±0.012 MHz
Conducted Power	±1.34 dB
Conducted Power Spectral Density	±1.32 dB
Frequency	±1.3 Hz

Uncertainty of AC Conducted Emission Measurement (0.15 MHz ~ 30 MHz)

Measuring Uncertainty for a Level of Confidence of 95% (U = 2Uc(y))	2.7dB
---	-------

Uncertainty of Radiated Emission Measurement (9 KHz ~ 30 MHz)

Measuring Uncertainty for a Level of Confidence of 95% (U = 2Uc(y))	2.8dB
---	-------

Uncertainty of Radiated Emission Measurement (30 MHz ~ 1000 MHz)

Measuring Uncertainty for a Level of Confidence of 95% (U = 2Uc(y))	4.2dB
---	-------

Uncertainty of Radiated Emission Measurement (1 GHz ~ 18 GHz)

Measuring Uncertainty for a Level of Confidence of 95% (U = 2Uc(y))	5.0dB
---	-------

Uncertainty of Radiated Emission Measurement (18 GHz ~ 40 GHz)

Measuring Uncertainty for a Level of Confidence of 95% (U = 2Uc(y))	4.3dB
---	-------

----- THE END -----



Appendix A. Conducted Test Results

Appendix A. Test Result of Conducted Test Items

Test Engineer:	Chen Ran	Temperature:	21~25	°C
Test Date:	2023/11/22~2023/11/27	Relative Humidity:	51~54	%

TEST RESULTS DATA
26dB and 99% OBW

UNII-1													
Mod.	Data Rate	NTX	CH.	Freq. (MHz)	99% Bandwidth (MHz)		26 dB Bandwidth (MHz)		IC 99% Bandwidth Power Limit (dBm)		IC 99% Bandwidth EIRP Limit (dBm)		Note
					Ant 8	Ant 6	Ant 8	Ant 6	Ant 8	Ant 6	Ant 8	Ant 6	
11a	6Mbps	2	36	5180	17.232	16.883	25.26	23.64	-	-	22.27		
11a	6Mbps	2	44	5220	17.282	16.833	25.98	25.32	-	-	22.26		
11a	6Mbps	2	48	5240	17.182	16.883	24.96	24.18	-	-	22.27		
HE20	MCS0	2	36	5180	18.981	18.981	24.42	21.54	-	-	22.78		
HE20	MCS0	2	44	5220	18.981	18.981	24.06	23.94	-	-	22.78		
HE20	MCS0	2	48	5240	19.030	18.931	28.26	21.96	-	-	22.77		
HE40	MCS0	2	38	5190	37.462	37.462	39.96	39.96	-	-	23.01		
HE40	MCS0	2	46	5230	37.462	37.562	39.72	39.96	-	-	23.01		
HE80	MCS0	2	42	5210	77.202	77.322	80.88	80.88	-	-	23.01		

TEST RESULTS DATA
Average Power Table

UNII-1															
Mod.	Data Rate	NTX	CH.	RU Config	Freq. (MHz)	Duty Factor (dB)		Average Conducted Power (dBm)			FCC Conducted Power Limit (dBm)		DG (dBi)		Pass/Fail
						Ant 8	Ant 6	Ant 8	Ant 6	SUM	Ant 8	Ant 6	Ant 8	Ant 6	
11a	6Mbps	2	36	Full	5180	0.13	0.13	9.41	8.10	11.82	24.00	2.70		Pass	
11a	6Mbps	2	44	Full	5220	0.13	0.13	15.40	14.02	17.78	24.00	2.70		Pass	
11a	6Mbps	2	48	Full	5240	0.13	0.13	15.53	14.02	17.85	24.00	2.70		Pass	
HE20	MCS0	2	36	Full	5180	0.33	0.33	13.67	12.11	15.97	24.00	2.70		Pass	
				26/0		0.33	0.33	9.51	8.03	11.84	24.00	2.70		Pass	
				52/37		0.33	0.33	12.61	11.02	14.90	24.00	2.70		Pass	
				106/53		0.33	0.33	13.78	12.39	16.15	24.00	2.70		Pass	
			44	Full	5220	0.33	0.33	15.57	14.03	17.88	24.00	2.70		Pass	
			48	Full	5240	0.33	0.33	15.71	14.03	17.97	24.00	2.70		Pass	
				26/8		0.33	0.33	9.77	8.09	12.02	24.00	2.70		Pass	
				52/40		0.33	0.33	12.95	11.21	15.18	24.00	2.70		Pass	
106/54	0.33	0.33		15.93		14.23	18.17	24.00	2.70		Pass				
HE40	MCS0	2	38	Full	5190	0.57	0.57	11.54	10.15	13.91	24.00	2.70		Pass	
			46	Full	5230	0.57	0.57	16.19	14.50	18.44	24.00	2.70		Pass	
HE80	MCS0	2	42	Full	5210	0.61	0.59	7.70	6.31	10.07	24.00	2.70		Pass	

TEST RESULTS DATA
Power Spectral Density

UNII-1															
Mod.	Data Rate	NTx	CH.	RU Config	Freq. (MHz)	Duty Factor (dB)		Average Power Density (dBm/MHz)			Average PSD Limit (dBm/MHz)		DG (dBi)		Pass /Fail
						Ant 8	Ant 6	Ant 8	Ant 6	SUM	Ant 8	Ant 6	Ant 8	Ant 6	
11a	6Mbps	2	36	Full	5180	0.13	0.13			1.22	11.00	4.59		Pass	
11a	6Mbps	2	44	Full	5220	0.13	0.13			7.77	11.00	4.59		Pass	
11a	6Mbps	2	48	Full	5240	0.13	0.13			7.84	11.00	4.59		Pass	
HE20	MCS0	2	36	Full	5180	0.33	0.33			4.88	11.00	4.59		Pass	
				26/0		0.33	0.33			9.25	11.00	4.59		Pass	
				52/37		0.33	0.33			8.59	11.00	4.59		Pass	
				106/53		0.33	0.33			9.42	11.00	4.59		Pass	
HE20	MCS0	2	44	Full	5220	0.33	0.33			7.55	11.00	4.59		Pass	
HE20	MCS0	2	48	Full	5240	0.33	0.33			7.46	11.00	4.59		Pass	
				26/8		0.33	0.33			9.74	11.00	4.59		Pass	
				52/40		0.33	0.33			9.93	11.00	4.59		Pass	
				106/54		0.33	0.33			9.92	11.00	4.59		Pass	
HE40	MCS0	2	38	Full	5190	0.57	0.57			2.43	11.00	4.59		Pass	
HE40	MCS0	2	46	Full	5230	0.57	0.57			4.16	11.00	4.59		Pass	
HE80	MCS0	2	42	Full	5210	0.61	0.59			-6.53	11.00	4.59		Pass	

TEST RESULTS DATA
26dB and 99% OBW

UNII-2A															
Mod.	Data Rate	NTX	CH.	Freq. (MHz)	99% Bandwidth (MHz)		26 dB Bandwidth (MHz)		IC 99% Bandwidth Power Limit (dBm)		IC 99% Bandwidth EIRP Limit (dBm)		FCC 26dB Bandwidth Power Limit (dBm)		Note
					Ant 8	Ant 6	Ant 8	Ant 6	Ant 8	Ant 6	Ant 8	Ant 6	Ant 8	Ant 6	
11a	6Mbps	2	52	5260	17.182	16.883	24.72	24.12	23.27		29.27		23.98		
11a	6Mbps	2	60	5300	17.232	16.933	25.68	24.54	23.29		29.29		23.98		
11a	6Mbps	2	64	5320	17.282	16.933	25.80	24.78	23.29		29.29		23.98		
HE20	MCS0	2	52	5260	19.030	19.030	27.48	23.88	23.79		29.79		23.98		
HE20	MCS0	2	60	5300	18.981	18.981	25.08	23.52	23.78		29.78		23.98		
HE20	MCS0	2	64	5320	19.030	18.981	24.24	23.34	23.78		29.78		23.98		
HE40	MCS0	2	54	5270	37.562	37.662	39.96	40.20	23.98		30.00		23.98		
HE40	MCS0	2	62	5310	37.562	37.462	39.96	39.84	23.98		30.00		23.98		
HE80	MCS0	2	58	5290	77.322	77.202	80.88	81.36	23.98		30.00		23.98		

TEST RESULTS DATA
Average Power Table

UNII-2A																	
Mod.	Data Rate	N _{TX}	CH.	RU Config	Freq. (MHz)	Duty Factor (dB)		Average Conducted Power (dBm)			FCC Conducted Power Limit (dBm)		DG (dBi)		EIRP Power Limit (dBm)	Pass/Fail	
						Ant 8	Ant 6	Ant 8	Ant 6	SUM	Ant 8	Ant 6	Ant 8	Ant 6			
11a	6Mbps	2	52	Full	5260	0.13	0.13	14.87	14.81	17.85	23.98		1.20		26.99	Pass	
11a	6Mbps	2	60	Full	5300	0.13	0.13	14.95	14.64	17.81	23.98		1.20		26.99	Pass	
11a	6Mbps	2	64	Full	5320	0.13	0.13	8.00	7.90	10.96	23.98		1.20		26.99	Pass	
HE20	MCS0	2	52	Full	5260	0.33	0.33	15.00	14.94	17.98	23.98		1.20		26.99	Pass	
				26/0		0.33	0.33	9.02	8.58	11.82	23.98		1.20		26.99	Pass	
				52/37		0.33	0.33	12.20	12.30	15.26	23.98		1.20		26.99	Pass	
				106/53		0.33	0.33	15.18	15.28	18.24	23.98		1.20		26.99	Pass	
			60	Full	5300	0.33	0.33	15.19	15.22	18.22	23.98		1.20		26.99	Pass	
				Full		5320	0.33	0.33	12.15	11.84	15.01	23.98		1.20		26.99	Pass
				26/8			0.33	0.33	9.22	8.82	12.03	23.98		1.20		26.99	Pass
				52/40			0.33	0.33	12.36	12.05	15.22	23.98		1.20		26.99	Pass
106/54	0.33	0.33	13.56	13.41	16.50		23.98		1.20		26.99	Pass					
HE40	MCS0	2	54	Full	5270	0.57	0.57	15.35	15.33	18.35	23.98		1.20		26.99	Pass	
			62	Full	5310	0.57	0.57	11.79	11.65	14.73	23.98		1.20		26.99	Pass	
HE80	MCS0	2	58	Full	5290	0.61	0.59	8.72	8.99	11.87	23.98		1.20		26.99	Pass	

TEST RESULTS DATA
Power Spectral Density

UNII-2A															
Mod.	Data Rate	NTx	CH.	RU Config	Freq. (MHz)	Duty Factor (dB)		Average Power Density (dBm/MHz)			Average PSD Limit (dBm/MHz)		DG (dBi)		Pass /Fail
						Ant 8	Ant 6	Ant 8	Ant 6	SUM	Ant 8	Ant 6	Ant 8	Ant 6	
11a	6Mbps	2	52	Full	5260	0.13	0.13			7.73	11.00	4.11		Pass	
11a	6Mbps	2	60	Full	5300	0.13	0.13			7.69	11.00	4.11		Pass	
11a	6Mbps	2	64	Full	5320	0.13	0.13			0.17	11.00	4.11		Pass	
HE20	MCS0	2	52	Full	5260	0.33	0.33			7.39	11.00	4.11		Pass	
				26/0		0.33	0.33			9.43	11.00	4.11		Pass	
				52/37		0.33	0.33			10.06	11.00	4.11		Pass	
				106/53		0.33	0.33			9.91	11.00	4.11		Pass	
HE20	MCS0	2	60	Full	5300	0.33	0.33			6.93	11.00	4.11		Pass	
HE20	MCS0	2	64	Full	5320	0.33	0.33			4.36	11.00	4.11		Pass	
				26/8		0.33	0.33			9.59	11.00	4.11		Pass	
				52/40		0.33	0.33			9.97	11.00	4.11		Pass	
				106/54		0.33	0.33			9.89	11.00	4.11		Pass	
HE40	MCS0	2	54	Full	5270	0.57	0.57			4.09	11.00	4.11		Pass	
HE40	MCS0	2	62	Full	5310	0.57	0.57			0.32	11.00	4.11		Pass	
HE80	MCS0	2	58	Full	5290	0.61	0.59			-4.60	11.00	4.11		Pass	

TEST RESULTS DATA
26dB and 99% OBW

UNII-2C															
Mod.	Data Rate	N _{TX}	CH.	Freq. (MHz)	99% Bandwidth (MHz)		26 dB Bandwidth (MHz)		IC 99% Bandwidth Power Limit (dBm)		IC 99% Bandwidth EIRP Limit (dBm)		FCC 26dB Bandwidth Power Limit (dBm)		Note
					Ant 8	Ant 6	Ant 8	Ant 6	Ant 8	Ant 6	Ant 8	Ant 6	Ant 8	Ant 6	
11a	6Mbps	2	100	5500	17.232	16.883	25.26	24.36	23.27		29.27		23.98		
11a	6Mbps	2	116	5580	17.232	16.933	26.64	24.96	23.29		29.29		23.98		
11a	6Mbps	2	140	5700	17.232	16.883	25.32	23.88	23.27		29.27		23.98		
HE20	MCS0	2	100	5500	19.030	19.030	27.72	24.36	23.79		29.79		23.98		
HE20	MCS0	2	116	5580	18.981	18.981	26.04	22.80	23.78		29.78		23.98		
HE20	MCS0	2	140	5700	18.981	19.030	28.56	22.44	23.78		29.78		23.98		
HE40	MCS0	2	102	5510	37.562	37.562	39.96	39.84	23.98		30.00		23.98		
HE40	MCS0	2	110	5550	37.562	37.562	39.96	39.84	23.98		30.00		23.98		
HE40	MCS0	2	134	5670	37.562	37.562	39.96	39.96	23.98		30.00		23.98		
HE80	MCS0	2	106	5530	77.442	77.322	80.88	81.12	23.98		30.00		23.98		
HE80	MCS0	2	122	5610	77.442	77.442	80.88	80.88	23.98		30.00		23.98		

TEST RESULTS DATA
Average Power Table

UNII-2C																
Mod.	Data Rate	NTX	CH.	RU Config	Freq. (MHz)	Duty Factor (dB)		Average Conducted Power (dBm)			FCC Conducted Power Limit (dBm)		DG (dBi)		EIRP Power Limit (dBm)	Pass/Fail
						Ant 8	Ant 6	Ant 8	Ant 6	SUM	Ant 8	Ant 6	Ant 8	Ant 6		
11a	6Mbps	2	100	Full	5500	0.13	0.13	11.34	10.85	14.12	23.98	2.10	26.99	Pass		
11a	6Mbps	2	116	Full	5580	0.13	0.13	13.85	13.71	16.79	23.98	2.10	26.99	Pass		
11a	6Mbps	2	140	Full	5700	0.13	0.13	12.23	12.89	15.59	23.98	2.10	26.99	Pass		
HE20	MCS0	2	100	Full	5500	0.33	0.33	10.74	10.45	13.61	23.98	2.10	26.99	Pass		
				26/0		0.33	0.33	9.79	9.23	12.53	23.98	2.10	26.99	Pass		
				52/37		0.33	0.33	12.45	11.95	15.22	23.98	2.10	26.99	Pass		
				106/53		0.33	0.33	14.33	13.87	17.12	23.98	2.10	26.99	Pass		
		2	140	Full	5700	0.33	0.33	13.98	13.81	16.91	23.98	2.10	26.99	Pass		
				26/8		0.33	0.33	9.15	10.03	12.63	23.98	2.10	26.99	Pass		
				52/40		0.33	0.33	9.14	9.36	12.26	23.98	2.10	26.99	Pass		
				106/54		0.33	0.33	11.89	12.33	15.13	23.98	2.10	26.99	Pass		
HE40	MCS0	2	102	Full	5510	0.57	0.57	11.39	11.00	14.21	23.98	2.10	26.99	Pass		
			110	Full	5550	0.57	0.57	14.03	13.62	16.84	23.98	2.10	26.99	Pass		
			134	Full	5670	0.57	0.57	11.39	12.13	14.79	23.98	2.10	26.99	Pass		
HE80	MCS0	2	106	Full	5530	0.61	0.59	6.27	5.91	9.11	23.98	2.10	26.99	Pass		
			122	Full	5610	0.61	0.59	13.89	13.94	16.93	23.98	2.10	26.99	Pass		

TEST RESULTS DATA
Power Spectral Density

UNII-2C															
Mod.	Data Rate	NTx	CH.		Freq. (MHz)	Duty Factor (dB)		Average Power Density (dBm/MHz)			Average PSD Limit (dBm/MHz)		DG (dBi)		Pass /Fail
						Ant 8	Ant 6	Ant 8	Ant 6	SUM	Ant 8	Ant 6	Ant 8	Ant 6	
11a	6Mbps	2	100	Full	5500	0.13	0.13			3.81	11.00	4.86			Pass
11a	6Mbps	2	116	Full	5580	0.13	0.13			7.45	11.00	4.86			Pass
11a	6Mbps	2	140	Full	5700	0.13	0.13			4.98	11.00	4.86			Pass
HE20	MCS0	2	100	Full	5500	0.33	0.33			2.78	11.00	4.86			Pass
				26/0		0.33	0.33			9.97	11.00	4.86		Pass	
				52/37		0.33	0.33			9.87	11.00	4.86		Pass	
				106/53		0.33	0.33			9.67	11.00	4.86		Pass	
HE20	MCS0	2	116	Full	5580	0.33	0.33			7.14	11.00	4.86		Pass	
HE20	MCS0	2	140	Full	5700	0.33	0.33			1.67	11.00	4.86			Pass
				26/8		0.33	0.33			10.04	11.00	4.86		Pass	
				52/40		0.33	0.33			10.00	11.00	4.86		Pass	
				106/54		0.33	0.33			9.58	11.00	4.86		Pass	
HE40	MCS0	2	102	Full	5510	0.57	0.57			0.49	11.00	4.86		Pass	
HE40	MCS0	2	110	Full	5550	0.57	0.57			4.35	11.00	4.86		Pass	
HE40	MCS0	2	134	Full	5670	0.57	0.57			0.56	11.00	4.86		Pass	
HE80	MCS0	2	106	Full	5530	0.61	0.59			-9.18	11.00	4.86		Pass	
HE80	MCS0	2	122	Full	5610	0.61	0.59			-0.41	11.00	4.86		Pass	

TEST RESULTS DATA
6dB and 26dB EBW and 99% OBW

UNII-3													
Mod.	Data Rate	NTX	CH.	Freq. (MHz)	99% Bandwidth (MHz)		26dB Bandwidth (MHz)		6 dB Bandwidth (MHz)		6 dB Bandwidth Min. Limit (MHz)		Pass/Fail
					Ant 8	Ant 6	Ant 8	Ant 6	Ant 8	Ant 6	Ant 8	Ant 6	
11a	6Mbps	2	149	5745	17.233	17.632	25.56	29.82	15.20	14.55	0.5		Pass
11a	6Mbps	2	157	5785	17.333	17.782	26.10	31.08	15.20	15.15	0.5		Pass
11a	6Mbps	2	165	5825	17.283	17.632	26.16	30.60	15.20	15.20	0.5		Pass
HE20	MCS0	2	149	5745	18.981	19.081	25.44	26.16	15.60	15.20	0.5		Pass
HE20	MCS0	2	157	5785	19.031	19.181	25.56	28.02	15.45	15.20	0.5		Pass
HE20	MCS0	2	165	5825	18.931	19.081	25.38	30.06	15.50	15.20	0.5		Pass
HE40	MCS0	2	151	5755	37.562	37.562	39.96	39.96	37.44	36.45	0.5		Pass
HE40	MCS0	2	159	5795	37.662	37.962	44.64	68.52	37.17	36.63	0.5		Pass
HE80	MCS0	2	155	5775	77.323	77.203	81.12	80.88	78.40	78.40	0.5		Pass

TEST RESULTS DATA
Average Power Table

UNII-3															
Mod.	Data Rate	NTx	CH.	RU Config	Freq. (MHz)	Duty Factor (dB)		Average Conducted Power (dBm)			FCC Conducted Power Limit (dBm)		DG (dBi)		Pass/Fail
						Ant 8	Ant 6	Ant 8	Ant 6	SUM	Ant 8	Ant 6	Ant 8	Ant 6	
11a	6Mbps	2	149	Full	5745	0.13	0.13	12.50	13.01	15.78	30.00		2.00		Pass
11a	6Mbps	2	157	Full	5785	0.13	0.13	12.58	12.96	15.79	30.00		2.00		Pass
11a	6Mbps	2	165	Full	5825	0.13	0.13	12.05	12.57	15.33	30.00		2.00		Pass
HE20	MCS0	2	149	Full	5745	0.33	0.33	12.91	13.30	16.12	30.00		2.00		Pass
HE20	MCS0	2	149	26/0	5745	0.33	0.33	9.22	9.61	12.43	30.00		2.00		Pass
HE20	MCS0	2	149	52/37	5745	0.33	0.33	12.13	12.56	15.36	30.00		2.00		Pass
HE20	MCS0	2	149	106/53	5745	0.33	0.33	13.12	13.74	16.45	30.00		2.00		Pass
HE20	MCS0	2	157	Full	5785	0.33	0.33	12.78	13.42	16.13	30.00		2.00		Pass
HE20	MCS0	2	165	Full	5825	0.33	0.33	12.76	13.38	16.10	30.00		2.00		Pass
HE20	MCS0	2	165	26/8	5825	0.33	0.33	9.19	9.56	12.39	30.00		2.00		Pass
HE20	MCS0	2	165	52/40	5825	0.33	0.33	12.11	12.53	15.34	30.00		2.00		Pass
HE20	MCS0	2	165	106/54	5825	0.33	0.33	12.98	13.63	16.33	30.00		2.00		Pass
HE40	MCS0	2	151	Full	5755	0.57	0.57	12.89	13.68	16.32	30.00		2.00		Pass
HE40	MCS0	2	159	Full	5795	0.57	0.57	13.06	13.54	16.32	30.00		2.00		Pass
HE80	MCS0	2	155	Full	5775	0.61	0.59	12.73	12.87	15.81	30.00		2.00		Pass

TEST RESULTS DATA
Power Spectral Density

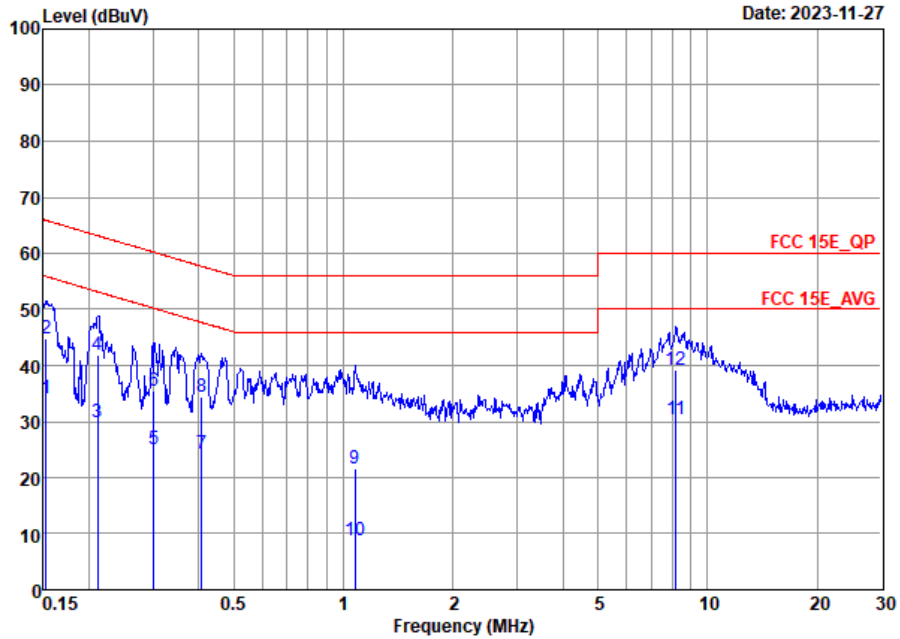
UNII-3																	
Mod.	Data Rate	NTx	CH.	RU Config	Freq. (MHz)	Duty Factor (dB)		10log (500kHz /RBW) Factor (dB)		Average Power Density (dBm/500kHz)			Average PSD Limit (dBm/500kHz)		DG (dBi)		Pass /Fail
						Ant 8	Ant 6	Ant 8	Ant 6	Ant 8	Ant 6	SUM	Ant 8	Ant 6	Ant 8	Ant 6	
11a	6Mbps	2	149	Full	5745	0.13	0.13	2.22		4.87	5.31	8.32	30.00		3.16	Pass	
11a	6Mbps	2	157	Full	5785	0.13	0.13	2.22		4.97	5.30	8.31	30.00		3.16	Pass	
11a	6Mbps	2	165	Full	5825	0.13	0.13	2.22		4.86	5.29	8.30	30.00		3.16	Pass	
HE20	MCS0	2	149	Full	5745	0.33	0.33	2.22		4.57	5.51	8.52	30.00		3.16	Pass	
HE20	MCS0	2	149	26/0	5745	0.33	0.33	2.22		4.06	4.43	7.44	30.00		3.16	Pass	
HE20	MCS0	2	149	52/37	5745	0.33	0.33	2.22		4.02	4.34	7.35	30.00		3.16	Pass	
HE20	MCS0	2	149	106/53	5745	0.33	0.33	2.22		3.41	4.45	7.46	30.00		3.16	Pass	
HE20	MCS0	2	157	Full	5785	0.33	0.33	2.22		4.56	5.04	8.05	30.00		3.16	Pass	
HE20	MCS0	2	165	Full	5825	0.33	0.33	2.22		4.38	4.96	7.97	30.00		3.16	Pass	
HE20	MCS0	2	165	26/8	5825	0.33	0.33	2.22		3.82	4.57	7.58	30.00		3.16	Pass	
HE20	MCS0	2	165	52/40	5825	0.33	0.33	2.22		3.72	4.22	7.23	30.00		3.16	Pass	
HE20	MCS0	2	165	106/54	5825	0.33	0.33	2.22		3.58	4.41	7.42	30.00		3.16	Pass	
HE40	MCS0	2	151	Full	5755	0.57	0.57	2.22		-0.37	0.17	3.18	30.00		3.16	Pass	
HE40	MCS0	2	159	Full	5795	0.57	0.57	2.22		1.93	2.22	5.23	30.00		3.16	Pass	
HE80	MCS0	2	155	Full	5775	0.61	0.59	2.22		-7.54	-6.94	-3.93	30.00		3.16	Pass	

Note: the SUM PSD = worst +3.01.



Appendix B. AC Conducted Emission Test Results

Test Engineer :	FangMing Liang	Temperature :	22~24°C
		Relative Humidity :	44~50%
Test Voltage :	120Vac / 60Hz	Phase :	Line
Remark :	All emissions not reported here are more than 10 dB below the prescribed limit.		

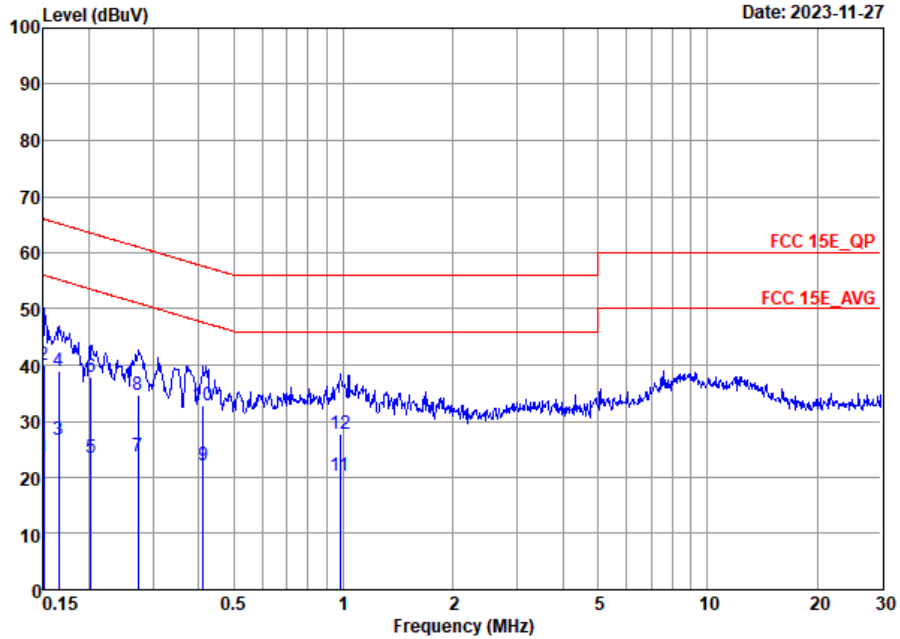


Site : CO01-SZ
 Condition: FCC 15E_QP AC LISN 100063_L LINE

	Freq	Level	Over Limit	Limit Line	Read Level	LISN Factor	Cable Loss	Remark
	MHz	dBuV	dB	dBuV	dBuV	dB	dB	
1	0.15	34.10	-21.77	55.87	13.60	10.37	10.13	Average
2	0.15	44.80	-21.07	65.87	24.30	10.37	10.13	QP
3	0.21	29.75	-23.39	53.14	9.20	10.40	10.15	Average
4	0.21	41.85	-21.29	63.14	21.30	10.40	10.15	QP
5	0.30	25.00	-25.19	50.19	4.80	10.05	10.15	Average
6	0.30	35.40	-24.79	60.19	15.20	10.05	10.15	QP
7	0.41	24.29	-23.39	47.68	3.70	10.43	10.16	Average
8	0.41	34.39	-23.29	57.68	13.80	10.43	10.16	QP
9	1.08	21.58	-24.42	46.00	1.20	10.21	10.17	Average
10	1.08	8.80	-47.20	56.00	-11.58	10.21	10.17	QP
11 *	8.19	30.32	-19.68	50.00	9.60	10.35	10.37	Average
12	8.19	39.12	-20.88	60.00	18.40	10.35	10.37	QP



Test Engineer :	FangMing Liang	Temperature :	22~24°C
		Relative Humidity :	44~50%
Test Voltage :	120Vac / 60Hz	Phase :	Neutral
Remark :	All emissions not reported here are more than 10 dB below the prescribed limit.		



Site : CO01-SZ
 Condition: FCC 15E_QP AC LISN 100063_N NEUTRAL

	Freq	Level	Over Limit	Limit Line	Read Level	LISN Factor	Cable Loss	Remark
	MHz	dBuV	dB	dBuV	dBuV	dB	dB	
1	0.15	23.46	-32.54	56.00	3.20	10.13	10.13	Average
2	0.15	39.96	-26.04	66.00	19.70	10.13	10.13	QP
3	0.17	26.75	-28.46	55.21	6.20	10.41	10.14	Average
4	0.17	39.05	-26.16	65.21	18.50	10.41	10.14	QP
5	0.20	23.51	-29.98	53.49	3.10	10.26	10.15	Average
6	0.20	37.81	-25.68	63.49	17.40	10.26	10.15	QP
7	0.27	23.76	-27.27	51.03	3.30	10.31	10.15	Average
8	0.27	34.66	-26.37	61.03	14.20	10.31	10.15	QP
9	0.41	22.21	-25.38	47.59	2.10	9.95	10.16	Average
10 *	0.41	32.71	-24.88	57.59	12.60	9.95	10.16	QP
11	0.98	20.31	-25.69	46.00	-0.10	10.25	10.16	Average
12	0.98	27.81	-28.19	56.00	7.40	10.25	10.16	QP

Note:

- Level(dBμV) = Read Level(dBμV) + LISN Factor(dB) + Cable Loss(dB)
- Over Limit(dB) = Level(dBμV) – Limit Line(dBμV)



Appendix C. Radiated Spurious Emission Test Data

Test Engineer :	HuaCong Liang	Relative Humidity :	50%
		Temperature :	20~22°C

Radiated Spurious Emission Test Modes

Mode	Band	Band (GHz)	Antenna	Modulation	Channel	Frequency	Data Rate	RU	Remark
Mode 1	U-NII-1	5.15-5.25	8+6	802.11a	36	5180	6Mbps	-	-
Mode 2	U-NII-1	5.15-5.25	8+6	802.11a	44	5220	6Mbps	-	-
Mode 3	U-NII-1	5.15-5.25	8+6	802.11a	48	5240	6Mbps	-	-
Mode 4	U-NII-2A	5.25-5.35	8+6	802.11a	52	5260	6Mbps	-	-
Mode 5	U-NII-2A	5.25-5.35	8+6	802.11a	60	5300	6Mbps	-	-
Mode 6	U-NII-2A	5.25-5.35	8+6	802.11a	64	5320	6Mbps	-	-
Mode 7	U-NII-2C	5.47-5.725	8+6	802.11a	100	5500	6Mbps	-	-
Mode 8	U-NII-2C	5.47-5.725	8+6	802.11a	116	5580	6Mbps	-	-
Mode 9	U-NII-2C	5.47-5.725	8+6	802.11a	140	5700	6Mbps	-	-
Mode 10	U-NII-1	5.15-5.25	8+6	802.11ax HE20	36	5180	MCS0	Full RU	-
Mode 11	U-NII-1	5.15-5.25	8+6	802.11ax HE20	44	5220	MCS0	Full RU	-
Mode 12	U-NII-1	5.15-5.25	8+6	802.11ax HE20	48	5240	MCS0	Full RU	-
Mode 13	U-NII-2A	5.25-5.35	8+6	802.11ax HE20	52	5260	MCS0	Full RU	-
Mode 14	U-NII-2A	5.25-5.35	8+6	802.11ax HE20	60	5300	MCS0	Full RU	-
Mode 15	U-NII-2A	5.25-5.35	8+6	802.11ax HE20	64	5320	MCS0	Full RU	-
Mode 16	U-NII-2C	5.47-5.725	8+6	802.11ax HE20	100	5500	MCS0	Full RU	-
Mode 17	U-NII-2C	5.47-5.725	8+6	802.11ax HE20	116	5580	MCS0	Full RU	-
Mode 18	U-NII-2C	5.47-5.725	8+6	802.11ax HE20	140	5700	MCS0	Full RU	-
Mode 19	U-NII-1	5.15-5.25	8+6	802.11ax HE40	38	5190	MCS0	Full RU	-
Mode 20	U-NII-1	5.15-5.25	8+6	802.11ax HE40	46	5230	MCS0	Full RU	-
Mode 21	U-NII-2A	5.25-5.35	8+6	802.11ax HE40	54	5270	MCS0	Full RU	-
Mode 22	U-NII-2A	5.25-5.35	8+6	802.11ax HE40	62	5310	MCS0	Full RU	-
Mode 23	U-NII-2C	5.47-5.725	8+6	802.11ax HE40	102	5510	MCS0	Full RU	-
Mode 24	U-NII-2C	5.47-5.725	8+6	802.11ax HE40	134	5670	MCS0	Full RU	-
Mode 25	U-NII-1	5.15-5.25	8+6	802.11ax HE80	42	5210	MCS0	Full RU	-
Mode 26	U-NII-2A	5.25-5.35	8+6	802.11ax HE80	58	5290	MCS0	Full RU	-
Mode 27	U-NII-2C	5.47-5.725	8+6	802.11ax HE80	106	5530	MCS0	Full RU	-
Mode 28	U-NII-2C	5.47-5.725	8+6	802.11ax HE80	122	5610	MCS0	Full RU	-
Mode 29	U-NII-3	5.725-5.85	8+6	802.11a	149	5745	6Mbps	-	-
Mode 30	U-NII-3	5.725-5.85	8+6	802.11a	157	5785	6Mbps	-	-
Mode 31	U-NII-3	5.725-5.85	8+6	802.11a	165	5825	6Mbps	-	-
Mode 32	U-NII-3	5.725-5.85	8+6	802.11ax HE20	149	5745	MCS0	Full RU	-
Mode 33	U-NII-3	5.725-5.85	8+6	802.11ax HE20	157	5785	MCS0	Full RU	-
Mode 34	U-NII-3	5.725-5.85	8+6	802.11ax HE20	165	5825	MCS0	Full RU	-
Mode 35	U-NII-3	5.725-5.85	8+6	802.11ax HE40	151	5755	MCS0	Full RU	-
Mode 36	U-NII-3	5.725-5.85	8+6	802.11ax HE40	159	5795	MCS0	Full RU	-
Mode 37	U-NII-3	5.725-5.85	8+6	802.11ax HE80	155	5775	MCS0	Full RU	-
Mode 38	U-NII-1	5.15-5.25	8+6	802.11ax HE20	36	5180	MCS0	RU 26/0	-
Mode 39	U-NII-1	5.15-5.25	8+6	802.11ax HE20	36	5180	MCS0	RU 52/37	-
Mode 40	U-NII-1	5.15-5.25	8+6	802.11ax HE20	36	5180	MCS0	RU 106/53	-



Radiated Spurious Emission Test Modes

Mode	Band	Band (GHz)	Antenna	Modulation	Channel	Frequency	Data Rate	RU	Remark
Mode 41	U-NII-2A	5.25-5.35	8+6	802.11ax HE20	64	5320	MCS0	RU 26/8	-
Mode 42	U-NII-2A	5.25-5.35	8+6	802.11ax HE20	64	5320	MCS0	RU 52/40	-
Mode 43	U-NII-2A	5.25-5.35	8+6	802.11ax HE20	64	5320	MCS0	RU 106/54	-
Mode 44	U-NII-2C	5.47-5.725	8+6	802.11ax HE20	100	5500	MCS0	RU 26/0	-
Mode 45	U-NII-2C	5.47-5.725	8+6	802.11ax HE20	100	5500	MCS0	RU 52/37	-
Mode 46	U-NII-2C	5.47-5.725	8+6	802.11ax HE20	100	5500	MCS0	RU 106/53	-
Mode 47	U-NII-2C	5.47-5.725	8+6	802.11ax HE20	140	5700	MCS0	RU 26/8	-
Mode 48	U-NII-2C	5.47-5.725	8+6	802.11ax HE20	140	5700	MCS0	RU 52/40	-
Mode 49	U-NII-2C	5.47-5.725	8+6	802.11ax HE20	140	5700	MCS0	RU 106/54	-
Mode 50	U-NII-3	5.725-5.85	8+6	802.11ax HE20	149	5745	6Mbps	RU 26/0	-
Mode 51	U-NII-3	5.725-5.85	8+6	802.11ax HE20	149	5745	6Mbps	RU 52/37	-
Mode 52	U-NII-3	5.725-5.85	8+6	802.11ax HE20	149	5745	6Mbps	RU 106/53	-
Mode 53	U-NII-3	5.725-5.85	8+6	802.11ax HE20	165	5825	6Mbps	RU 26/8	-
Mode 54	U-NII-3	5.725-5.85	8+6	802.11ax HE20	165	5825	6Mbps	RU 52/40	-
Mode 55	U-NII-3	5.725-5.85	8+6	802.11ax HE20	165	5825	6Mbps	RU 106/54	-
Mode 56	U-NII-1	5.15-5.25	8+6	802.11ax HE40	46	5230	MCS0	Full RU	LF
Mode 57	U-NII-3	5.725-5.85	8+6	802.11a	149	5745	6Mbps	Full RU	LF
Mode 58	Co-location	5G WIFI MIMO	8+6	802.11ax HE40	46	5230	MCS0	Full RU	-
		BLE TX	7	Bluetooth-LE_GSKF	38	2478	2Mbps		
		WWAN	1	Band 13					
Mode 59	Co-location	5G WIFI SISO	6	802.11ax HE40	46	5230	MCS0	Full RU	-
		2.4G WIFI SISO	7	802.11ax HE40	03	2422	MCS0	Full RU	
		WWAN	1	Band 13					
Mode 60	U-NII-1	5.15-5.25	8+6	802.11a	40	5200	6Mbps	-	-
Mode 62	U-NII-2C	5.47-5.725	8+6	802.11a	104	5520	6Mbps	-	-
Mode 64	U-NII-2C	5.47-5.725	8+6	802.11ax HE20	104	5520	MCS0	Full	-
Mode 65	U-NII-2C	5.47-5.725	8+6	802.11ax HE20	136	5680	MCS0	Full	-



Summary of each worse mode

Mode	Modulation	Ch.	Freq. (MHz)	Level (dBuV/m)	Limit (dBuV/m)	Margin (dB)	Pol.	Peak Avg.	Result	Remark
1	802.11a	36	5147.35	45.56	54.00	-8.44	H	AVERAGE	Pass	Band Edge
	802.11a	36	10360.00	48.65	68.30	-19.65	H	Peak	Pass	Harmonic
2	802.11a	44	-	-	-	-	-	-	-	Band Edge
	802.11a	44	10440.00	48.68	68.30	-19.62	V	Peak	Pass	Harmonic
3	802.11a	48	-	-	-	-	-	-	-	Band Edge
	802.11a	48	10480.00	48.69	68.30	-19.61	H	Peak	Pass	Harmonic
4	802.11a	52	-	-	-	-	-	-	-	Band Edge
	802.11a	52	10560	48.12	68.3	-20.18	H	Peak	Pass	Harmonic
5	802.11a	60	5350.00	47.47	54.00	-6.53	H	AVERAGE	Pass	Band Edge
	802.11a	60	15900.00	47.98	74.00	-26.02	V	Peak	Pass	Harmonic
6	802.11a	64	5355.77	42.28	54.00	-11.72	H	AVERAGE	Pass	Band Edge
6	802.11a	64	10640.00	47.63	74.00	-26.37	V	Peak	Pass	Harmonic
7	802.11a	100	5459.13	43.66	54.00	-10.34	V	AVERAGE	Pass	Band Edge
7	802.11a	100	16500.00	49.85	68.30	-18.45	H	Peak	Pass	Harmonic
8	802.11a	116	-	-	-	-	-	-	-	Band Edge
8	802.11a	116	16740.00	50.33	68.30	-17.97	H	Peak	Pass	Harmonic
9	802.11a	140	5726.69	60.12	68.30	-8.18	H	Peak	Pass	Band Edge
9	802.11a	140	17100.00	49.83	68.30	-18.47	V	Peak	Pass	Harmonic
10	802.11ax HE20	36	5149.67	45.41	54.00	-8.59	V	AVERAGE	Pass	Band Edge
10	802.11ax HE20	36	10360.00	48.93	68.30	-19.37	H	Peak	Pass	Harmonic
11	802.11ax HE20	44	-	-	-	-	-	-	-	Band Edge
11	802.11ax HE20	44	10440.00	48.83	68.30	-19.47	V	Peak	Pass	Harmonic
12	802.11ax HE20	48	-	-	-	-	-	-	-	Band Edge
12	802.11ax HE20	48	10480.00	49.32	68.30	-18.98	V	Peak	Pass	Harmonic
13	802.11ax HE20	52	-	-	-	-	-	-	-	Band Edge
13	802.11ax HE20	52	10560	49.92	68.3	-18.38	V	Peak	Pass	Harmonic
14	802.11ax HE20	60	5352.10	46.95	54.00	-7.05	H	AVERAGE	Pass	Band Edge
14	802.11ax HE20	60	10600.00	47.95	74.00	-26.05	V	Peak	Pass	Harmonic
15	802.11ax HE20	64	5351.99	43.27	54.00	-10.73	V	AVERAGE	Pass	Band Edge
15	802.11ax HE20	64	10640.00	47.85	74.00	-26.15	H	Peak	Pass	Harmonic
16	802.11ax HE20	100	5423.43	43.09	54.00	-10.91	V	AVERAGE	Pass	Band Edge
16	802.11ax HE20	100	16500.00	51.57	68.30	-16.73	V	Peak	Pass	Harmonic
17	802.11ax HE20	116	-	-	-	-	-	-	-	Band Edge
17	802.11ax HE20	116	16740.00	49.92	68.30	-18.38	H	Peak	Pass	Harmonic
18	802.11ax HE20	140	5753.07	53.14	68.30	-15.16	H	PEAK	Pass	Band Edge
18	802.11ax HE20	140	17100.00	51.27	68.30	-17.03	H	Peak	Pass	Harmonic
19	802.11ax HE40	38	5147.55	48.82	54.00	-5.18	H	AVERAGE	Pass	Band Edge
19	802.11ax HE40	38	-	-	-	-	-	-	-	Harmonic
20	802.11ax HE40	46	5140.90	48.87	54.00	-5.13	H	AVERAGE	Pass	Band Edge
20	802.11ax HE40	46	10460	49.67	68.30	-18.63	V	PEAK	Pass	Harmonic
21	802.11ax HE40	54	5354.47	46.49	54.00	-7.51	H	AVERAGE	Pass	Band Edge
21	802.11ax HE40	54	-	-	-	-	-	-	-	Harmonic
22	802.11ax HE40	62	5350.13	47.98	54.00	-6.02	H	AVERAGE	Pass	Band Edge
22	802.11ax HE40	62	-	-	-	-	-	-	-	Harmonic

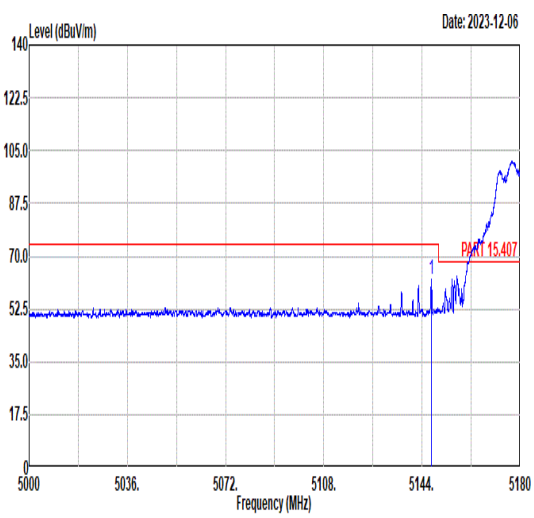
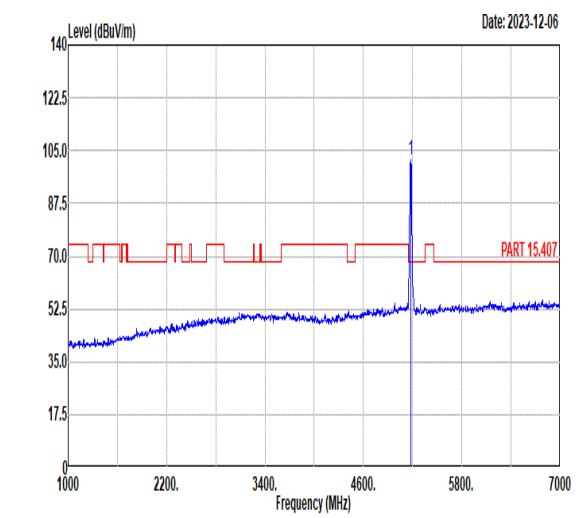
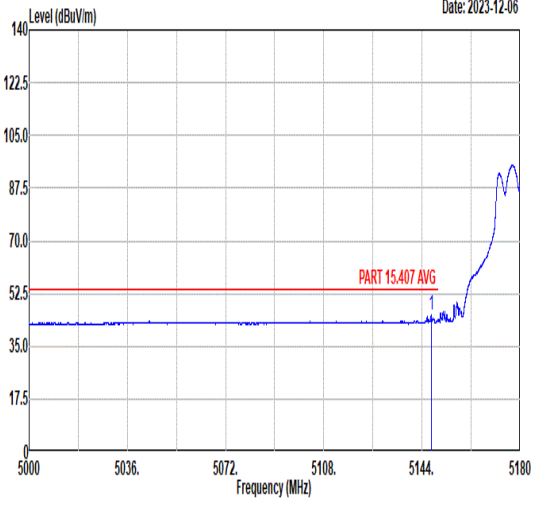
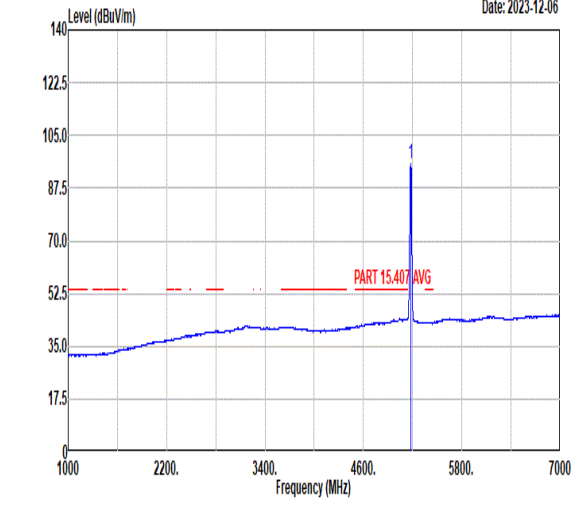


Mode	Modulation	Ch.	Freq. (MHz)	Level (dBuV/m)	Limit (dBuV/m)	Margin (dB)	Pol.	Peak Avg.	Result	Remark
23	802.11ax HE40	102	5456.18	45.59	54.00	-8.41	H	AVERAGE	Pass	Band Edge
	802.11ax HE40	102	-	-	-	-	-	-	-	Harmonic
24	802.11ax HE40	134	5422.80	44.66	54.00	-9.34	H	AVERAGE	Pass	Band Edge
	802.11ax HE40	134	-	-	-	-	-	-	-	Harmonic
25	802.11ax HE80	42	5149.23	48.56	54.00	-5.44	H	AVERAGE	Pass	Band Edge
	802.11ax HE80	42	-	-	-	-	-	-	-	Harmonic
26	802.11ax HE80	58	5352.48	48.39	54.00	-5.61	V	AVERAGE	Pass	Band Edge
	802.11ax HE80	58	-	-	-	-	-	-	-	Harmonic
27	802.11ax HE80	106	5440.63	45.32	54.00	-8.68	H	AVERAGE	Pass	Band Edge
	802.11ax HE80	106	-	-	-	-	-	-	-	Harmonic
28	802.11ax HE80	122	5459.10	46.43	54.00	-7.57	H	AVERAGE	Pass	Band Edge
28	802.11ax HE80	122	-	-	-	-	-	-	-	Harmonic
29	802.11a	149	5644.78	54.30	68.30	-14.00	H	PEAK	Pass	Band Edge
29	802.11a	149	11490.00	47.88	54.00	-6.12	H	Average	Pass	Harmonic
30	802.11a	157	-	-	-	-	-	-	-	Band Edge
30	802.11a	157	11570.00	47.65	54.00	-6.35	H	Average	Pass	Harmonic
31	802.11a	165	5945.69	53.58	68.30	-14.72	H	PEAK	Pass	Band Edge
31	802.11a	165	11650.00	47.71	54.00	-6.29	H	Average	Pass	Harmonic
32	802.11ax HE20	149	5643.44	54.19	68.30	-14.11	H	PEAK	Pass	Band Edge
32	802.11ax HE20	149	11490.00	47.84	54.00	-6.16	H	Average	Pass	Harmonic
33	802.11ax HE20	157	-	-	-	-	-	-	-	Band Edge
33	802.11ax HE20	157	11570.00	47.82	54.00	-6.18	H	Average	Pass	Harmonic
34	802.11ax HE20	165	5949.33	52.75	68.30	-15.55	H	PEAK	Pass	Band Edge
34	802.11ax HE20	165	11650.00	47.77	54.00	-6.23	H	Average	Pass	Harmonic
35	802.11ax HE40	151	5639.31	58.41	68.30	-9.89	H	PEAK	Pass	Band Edge
35	802.11ax HE40	151	-	-	-	-	-	-	-	Harmonic
36	802.11ax HE40	159	5646.90	55.57	68.30	-12.73	H	PEAK	Pass	Band Edge
36	802.11ax HE40	159	-	-	-	-	-	-	-	Harmonic
37	802.11ax HE80	155	5647.78	54.44	68.30	-13.86	H	PEAK	Pass	Band Edge
37	802.11ax HE80	155	-	-	-	-	-	-	-	Harmonic
38	802.11ax HE20	36	5138.51	44.37	54.00	-9.63	H	AVERAGE	Pass	Band Edge
38	802.11ax HE20	36	-	-	-	-	-	-	-	Harmonic
39	802.11ax HE20	36	5148.43	45.29	54.00	-8.71	H	AVERAGE	Pass	Band Edge
39	802.11ax HE20	36	-	-	-	-	-	-	-	Harmonic
40	802.11ax HE20	36	5149.99	48.37	54.00	-5.63	H	AVERAGE	Pass	Band Edge
40	802.11ax HE20	36	-	-	-	-	-	-	-	Harmonic
41	802.11ax HE20	64	5361.66	45.84	54.00	-8.16	V	AVERAGE	Pass	Band Edge
41	802.11ax HE20	64	-	-	-	-	-	-	-	Harmonic
42	802.11ax HE20	64	5350.46	45.93	54.00	-8.07	H	AVERAGE	Pass	Band Edge
42	802.11ax HE20	64	-	-	-	-	-	-	-	Harmonic
43	802.11ax HE20	64	5350.04	48.03	54.00	-5.97	H	AVERAGE	Pass	Band Edge
43	802.11ax HE20	64	-	-	-	-	-	-	-	Harmonic
44	802.11ax HE20	100	5458.98	44.20	54.00	-9.80	H	AVERAGE	Pass	Band Edge
44	802.11ax HE20	100	-	-	-	-	-	-	-	Harmonic



Mode	Modulation	Ch.	Freq. (MHz)	Level (dBuV/m)	Limit (dBuV/m)	Margin (dB)	Pol.	Peak Avg.	Result	Remark
45	802.11ax HE20	100	5459.59	43.82	54.00	-10.18	H	AVERAGE	Pass	Band Edge
	802.11ax HE20	100	-	-	-	-	-	-	-	Harmonic
46	802.11ax HE20	100	5454.63	45.62	54.00	-8.38	H	AVERAGE	Pass	Band Edge
	802.11ax HE20	100	-	-	-	-	-	-	-	Harmonic
47	802.11ax HE20	140	5728.11	57.88	68.30	-10.42	H	PEAK	Pass	Band Edge
	802.11ax HE20	140	-	-	-	-	-	-	-	Harmonic
48	802.11ax HE20	140	5736.69	53.86	68.30	-14.44	H	PEAK	Pass	Band Edge
	802.11ax HE20	140	-	-	-	-	-	-	-	Harmonic
49	802.11ax HE20	140	5732.34	62.46	68.30	-5.84	H	PEAK	Pass	Band Edge
	802.11ax HE20	140	-	-	-	-	-	-	-	Harmonic
50	802.11ax HE20	149	5620.66	53.72	68.30	-14.58	V	PEAK	Pass	Band Edge
50	802.11ax HE20	149	-	-	-	-	-	-	-	Harmonic
51	802.11ax HE20	149	5632.28	54.14	68.30	-14.16	H	PEAK	Pass	Band Edge
51	802.11ax HE20	149	-	-	-	-	-	-	-	Harmonic
52	802.11ax HE20	149	5636.03	54.02	68.30	-14.28	V	PEAK	Pass	Band Edge
52	802.11ax HE20	149	-	-	-	-	-	-	-	Harmonic
53	802.11ax HE20	165	5942.83	53.17	68.30	-15.13	H	PEAK	Pass	Band Edge
53	802.11ax HE20	165	-	-	-	-	-	-	-	Harmonic
54	802.11ax HE20	165	5947.50	53.05	68.30	-15.25	V	PEAK	Pass	Band Edge
54	802.11ax HE20	165	-	-	-	-	-	-	-	Harmonic
55	802.11ax HE20	165	5948.50	53.26	68.30	-15.04	V	PEAK	Pass	Band Edge
55	802.11ax HE20	165	-	-	-	-	-	-	-	Harmonic
56	802.11ax HE40	46	47.46	25.95	40	-14.05	V	PEAK	Pass	LF
57	802.11a	149	57.16	26.28	40	-13.72	V	PEAK	Pass	LF
58	802.11ax HE40	46	5147.42	48.10	54.00	-5.90	H	Average	Pass	Band Edge
	802.11ax HE40	46	10460.00	48.45	68.30	-19.85	V	Peak	Pass	Harmonic
59	802.11ax HE40	46	5118.30	47.79	54.00	-6.21	H	Average	Pass	Band Edge
	802.11ax HE40	46	10460.00	49.03	68.30	-19.27	H	Peak	Pass	Harmonic
60	802.11a	40	5146.72	48.85	54.00	-5.15	H	AVERAGE	Pass	Band Edge
60	802.11a	40	-	-	-	-	-	-	-	Harmonic
62	802.11a	104	5459.75	45.12	54.00	-8.88	H	AVERAGE	Pass	Band Edge
62	802.11a	104	-	-	-	-	-	-	-	Harmonic
64	802.11ax HE20	104	5457.37	45.03	54.00	-8.97	H	AVERAGE	Pass	Band Edge
64	802.11ax HE20	104	-	-	-	-	-	-	-	Harmonic
65	802.11ax HE20	136	5735.64	56.49	68.30	-11.81	H	PEAK	Pass	Band Edge
65	802.11ax HE20	136	-	-	-	-	-	-	-	Harmonic



Mode	1																																																																															
	Band Edge																																																																															
	U-NII-1_5.15-5.25_802.11a_CH36_5180MHz																																																																															
ANT	8+6																																																																															
Pol.	Horizontal	Fundamental																																																																														
Peak	 <p style="text-align: right;">Date: 2023-12-06</p> <table border="1"> <thead> <tr> <th>Limit</th> <th>Margin</th> <th>Read</th> <th>Ant</th> <th>Cable</th> <th>Preamp</th> <th>APos</th> <th>TPos</th> <th>Remark</th> </tr> <tr> <th>Freq</th> <th>Level</th> <th>Line</th> <th>(dB)</th> <th>Level</th> <th>Factor</th> <th>Loss</th> <th>Factor</th> <th></th> </tr> <tr> <th>MHz</th> <th>dBuV/m</th> <th>dBuV/m</th> <th>dBuV</th> <th>dB/m</th> <th>dB</th> <th>dB</th> <th>cm</th> <th>deg</th> </tr> </thead> <tbody> <tr> <td>1</td> <td>5147.51</td> <td>62.09</td> <td>74.00</td> <td>-11.91</td> <td>47.91</td> <td>34.87</td> <td>11.09</td> <td>31.78</td> <td>100</td> <td>272</td> <td>PEAK</td> </tr> </tbody> </table>	Limit	Margin	Read	Ant	Cable	Preamp	APos	TPos	Remark	Freq	Level	Line	(dB)	Level	Factor	Loss	Factor		MHz	dBuV/m	dBuV/m	dBuV	dB/m	dB	dB	cm	deg	1	5147.51	62.09	74.00	-11.91	47.91	34.87	11.09	31.78	100	272	PEAK	 <p style="text-align: right;">Date: 2023-12-06</p> <table border="1"> <thead> <tr> <th>Limit</th> <th>Margin</th> <th>Read</th> <th>Ant</th> <th>Cable</th> <th>Preamp</th> <th>APos</th> <th>TPos</th> <th>Remark</th> </tr> <tr> <th>Freq</th> <th>Level</th> <th>Line</th> <th>(dB)</th> <th>Level</th> <th>Factor</th> <th>Loss</th> <th>Factor</th> <th></th> </tr> <tr> <th>MHz</th> <th>dBuV/m</th> <th>dBuV/m</th> <th>dBuV</th> <th>dB/m</th> <th>dB</th> <th>dB</th> <th>cm</th> <th>deg</th> </tr> </thead> <tbody> <tr> <td>1</td> <td>5180.00</td> <td>101.97</td> <td>-----</td> <td>-----</td> <td>87.86</td> <td>34.86</td> <td>11.07</td> <td>31.82</td> <td>100</td> <td>272</td> <td>PEAK</td> </tr> </tbody> </table>	Limit	Margin	Read	Ant	Cable	Preamp	APos	TPos	Remark	Freq	Level	Line	(dB)	Level	Factor	Loss	Factor		MHz	dBuV/m	dBuV/m	dBuV	dB/m	dB	dB	cm	deg	1	5180.00	101.97	-----	-----	87.86	34.86	11.07	31.82	100	272	PEAK
	Limit	Margin	Read	Ant	Cable	Preamp	APos	TPos	Remark																																																																							
Freq	Level	Line	(dB)	Level	Factor	Loss	Factor																																																																									
MHz	dBuV/m	dBuV/m	dBuV	dB/m	dB	dB	cm	deg																																																																								
1	5147.51	62.09	74.00	-11.91	47.91	34.87	11.09	31.78	100	272	PEAK																																																																					
Limit	Margin	Read	Ant	Cable	Preamp	APos	TPos	Remark																																																																								
Freq	Level	Line	(dB)	Level	Factor	Loss	Factor																																																																									
MHz	dBuV/m	dBuV/m	dBuV	dB/m	dB	dB	cm	deg																																																																								
1	5180.00	101.97	-----	-----	87.86	34.86	11.07	31.82	100	272	PEAK																																																																					
Avg	 <p style="text-align: right;">Date: 2023-12-06</p> <table border="1"> <thead> <tr> <th>Limit</th> <th>Margin</th> <th>Read</th> <th>Ant</th> <th>Cable</th> <th>Preamp</th> <th>APos</th> <th>TPos</th> <th>Remark</th> </tr> <tr> <th>Freq</th> <th>Level</th> <th>Line</th> <th>(dB)</th> <th>Level</th> <th>Factor</th> <th>Loss</th> <th>Factor</th> <th></th> </tr> <tr> <th>MHz</th> <th>dBuV/m</th> <th>dBuV/m</th> <th>dBuV</th> <th>dB/m</th> <th>dB</th> <th>dB</th> <th>cm</th> <th>deg</th> </tr> </thead> <tbody> <tr> <td>1</td> <td>5147.35</td> <td>45.56</td> <td>54.00</td> <td>-8.44</td> <td>31.38</td> <td>34.87</td> <td>11.09</td> <td>31.78</td> <td>100</td> <td>272</td> <td>AVERAGE</td> </tr> </tbody> </table>	Limit	Margin	Read	Ant	Cable	Preamp	APos	TPos	Remark	Freq	Level	Line	(dB)	Level	Factor	Loss	Factor		MHz	dBuV/m	dBuV/m	dBuV	dB/m	dB	dB	cm	deg	1	5147.35	45.56	54.00	-8.44	31.38	34.87	11.09	31.78	100	272	AVERAGE	 <p style="text-align: right;">Date: 2023-12-06</p> <table border="1"> <thead> <tr> <th>Limit</th> <th>Margin</th> <th>Read</th> <th>Ant</th> <th>Cable</th> <th>Preamp</th> <th>APos</th> <th>TPos</th> <th>Remark</th> </tr> <tr> <th>Freq</th> <th>Level</th> <th>Line</th> <th>(dB)</th> <th>Level</th> <th>Factor</th> <th>Loss</th> <th>Factor</th> <th></th> </tr> <tr> <th>MHz</th> <th>dBuV/m</th> <th>dBuV/m</th> <th>dBuV</th> <th>dB/m</th> <th>dB</th> <th>dB</th> <th>cm</th> <th>deg</th> </tr> </thead> <tbody> <tr> <td>1</td> <td>5180.00</td> <td>95.42</td> <td>-----</td> <td>-----</td> <td>81.31</td> <td>34.86</td> <td>11.07</td> <td>31.82</td> <td>100</td> <td>272</td> <td>AVERAGE</td> </tr> </tbody> </table>	Limit	Margin	Read	Ant	Cable	Preamp	APos	TPos	Remark	Freq	Level	Line	(dB)	Level	Factor	Loss	Factor		MHz	dBuV/m	dBuV/m	dBuV	dB/m	dB	dB	cm	deg	1	5180.00	95.42	-----	-----	81.31	34.86	11.07	31.82	100	272	AVERAGE
Limit	Margin	Read	Ant	Cable	Preamp	APos	TPos	Remark																																																																								
Freq	Level	Line	(dB)	Level	Factor	Loss	Factor																																																																									
MHz	dBuV/m	dBuV/m	dBuV	dB/m	dB	dB	cm	deg																																																																								
1	5147.35	45.56	54.00	-8.44	31.38	34.87	11.09	31.78	100	272	AVERAGE																																																																					
Limit	Margin	Read	Ant	Cable	Preamp	APos	TPos	Remark																																																																								
Freq	Level	Line	(dB)	Level	Factor	Loss	Factor																																																																									
MHz	dBuV/m	dBuV/m	dBuV	dB/m	dB	dB	cm	deg																																																																								
1	5180.00	95.42	-----	-----	81.31	34.86	11.07	31.82	100	272	AVERAGE																																																																					



Mode	1																																																	
	Band Edge																																																	
	U-NII-1_5.15-5.25_802.11a_CH36_5180MHz																																																	
ANT	8+6																																																	
Pol.	Vertical	Fundamental																																																
Peak	<table border="1"> <thead> <tr> <th>Limit Margin</th> <th>Read</th> <th>Ant</th> <th>Cable</th> <th>Preamp</th> <th>APos</th> <th>TPos</th> <th>Remark</th> </tr> <tr> <th>Freq Level Line (dB)</th> <th>Level Factor</th> <th>Loss Factor</th> <th></th> <th></th> <th>cm</th> <th>deg</th> <th></th> </tr> </thead> <tbody> <tr> <td>1 5145.01 54.62 74.00 -19.38</td> <td>40.44</td> <td>34.87</td> <td>11.09</td> <td>31.78</td> <td>391</td> <td>186</td> <td>PEAK</td> </tr> </tbody> </table>	Limit Margin	Read	Ant	Cable	Preamp	APos	TPos	Remark	Freq Level Line (dB)	Level Factor	Loss Factor			cm	deg		1 5145.01 54.62 74.00 -19.38	40.44	34.87	11.09	31.78	391	186	PEAK	<table border="1"> <thead> <tr> <th>Limit Margin</th> <th>Read</th> <th>Ant</th> <th>Cable</th> <th>Preamp</th> <th>APos</th> <th>TPos</th> <th>Remark</th> </tr> <tr> <th>Freq Level Line (dB)</th> <th>Level Factor</th> <th>Loss Factor</th> <th></th> <th></th> <th>cm</th> <th>deg</th> <th></th> </tr> </thead> <tbody> <tr> <td>1 5180.00 100.38</td> <td>86.27</td> <td>34.86</td> <td>11.07</td> <td>31.82</td> <td>391</td> <td>186</td> <td>PEAK</td> </tr> </tbody> </table>	Limit Margin	Read	Ant	Cable	Preamp	APos	TPos	Remark	Freq Level Line (dB)	Level Factor	Loss Factor			cm	deg		1 5180.00 100.38	86.27	34.86	11.07	31.82	391	186	PEAK
	Limit Margin	Read	Ant	Cable	Preamp	APos	TPos	Remark																																										
Freq Level Line (dB)	Level Factor	Loss Factor			cm	deg																																												
1 5145.01 54.62 74.00 -19.38	40.44	34.87	11.09	31.78	391	186	PEAK																																											
Limit Margin	Read	Ant	Cable	Preamp	APos	TPos	Remark																																											
Freq Level Line (dB)	Level Factor	Loss Factor			cm	deg																																												
1 5180.00 100.38	86.27	34.86	11.07	31.82	391	186	PEAK																																											
Avg	<table border="1"> <thead> <tr> <th>Limit Margin</th> <th>Read</th> <th>Ant</th> <th>Cable</th> <th>Preamp</th> <th>APos</th> <th>TPos</th> <th>Remark</th> </tr> <tr> <th>Freq Level Line (dB)</th> <th>Level Factor</th> <th>Loss Factor</th> <th></th> <th></th> <th>cm</th> <th>deg</th> <th></th> </tr> </thead> <tbody> <tr> <td>1 5149.85 44.59 54.00 -9.41</td> <td>30.41</td> <td>34.87</td> <td>11.09</td> <td>31.78</td> <td>391</td> <td>186</td> <td>AVERAGE</td> </tr> </tbody> </table>	Limit Margin	Read	Ant	Cable	Preamp	APos	TPos	Remark	Freq Level Line (dB)	Level Factor	Loss Factor			cm	deg		1 5149.85 44.59 54.00 -9.41	30.41	34.87	11.09	31.78	391	186	AVERAGE	<table border="1"> <thead> <tr> <th>Limit Margin</th> <th>Read</th> <th>Ant</th> <th>Cable</th> <th>Preamp</th> <th>APos</th> <th>TPos</th> <th>Remark</th> </tr> <tr> <th>Freq Level Line (dB)</th> <th>Level Factor</th> <th>Loss Factor</th> <th></th> <th></th> <th>cm</th> <th>deg</th> <th></th> </tr> </thead> <tbody> <tr> <td>1 5180.00 93.99</td> <td>79.88</td> <td>34.86</td> <td>11.07</td> <td>31.82</td> <td>391</td> <td>186</td> <td>AVERAGE</td> </tr> </tbody> </table>	Limit Margin	Read	Ant	Cable	Preamp	APos	TPos	Remark	Freq Level Line (dB)	Level Factor	Loss Factor			cm	deg		1 5180.00 93.99	79.88	34.86	11.07	31.82	391	186	AVERAGE
Limit Margin	Read	Ant	Cable	Preamp	APos	TPos	Remark																																											
Freq Level Line (dB)	Level Factor	Loss Factor			cm	deg																																												
1 5149.85 44.59 54.00 -9.41	30.41	34.87	11.09	31.78	391	186	AVERAGE																																											
Limit Margin	Read	Ant	Cable	Preamp	APos	TPos	Remark																																											
Freq Level Line (dB)	Level Factor	Loss Factor			cm	deg																																												
1 5180.00 93.99	79.88	34.86	11.07	31.82	391	186	AVERAGE																																											



Mode	1																																																																																																	
	Harmonic																																																																																																	
	U-NII-1_5.15-5.25_802.11a_CH36_5180MHz																																																																																																	
ANT	8+6																																																																																																	
Pol.	Horizontal	Vertical																																																																																																
Peak Avg	<table border="1"> <thead> <tr> <th>Limit</th> <th>Read</th> <th>Ant</th> <th>Cable</th> <th>Preamp</th> <th>Apos</th> <th>TPos</th> <th>Remark</th> </tr> <tr> <th>Freq</th> <th>Level</th> <th>Line Margin</th> <th>Level Factor</th> <th>Loss Factor</th> <th></th> <th></th> <th></th> </tr> <tr> <th>MHz</th> <th>dBuV/m</th> <th>dBuV/m</th> <th>dB</th> <th>dBuV</th> <th>dB/m</th> <th>dB</th> <th>dB</th> </tr> </thead> <tbody> <tr> <td>1</td> <td>10360.00</td> <td>48.65</td> <td>68.30</td> <td>-19.65</td> <td>45.83</td> <td>39.44</td> <td>14.15</td> <td>50.77</td> <td>--</td> <td>--</td> <td>Peak</td> </tr> <tr> <td>2</td> <td>15540.00</td> <td>47.49</td> <td>74.00</td> <td>-26.51</td> <td>40.25</td> <td>41.82</td> <td>16.85</td> <td>51.43</td> <td>--</td> <td>--</td> <td>Peak</td> </tr> </tbody> </table>	Limit	Read	Ant	Cable	Preamp	Apos	TPos	Remark	Freq	Level	Line Margin	Level Factor	Loss Factor				MHz	dBuV/m	dBuV/m	dB	dBuV	dB/m	dB	dB	1	10360.00	48.65	68.30	-19.65	45.83	39.44	14.15	50.77	--	--	Peak	2	15540.00	47.49	74.00	-26.51	40.25	41.82	16.85	51.43	--	--	Peak	<table border="1"> <thead> <tr> <th>Limit</th> <th>Read</th> <th>Ant</th> <th>Cable</th> <th>Preamp</th> <th>Apos</th> <th>TPos</th> <th>Remark</th> </tr> <tr> <th>Freq</th> <th>Level</th> <th>Line Margin</th> <th>Level Factor</th> <th>Loss Factor</th> <th></th> <th></th> <th></th> </tr> <tr> <th>MHz</th> <th>dBuV/m</th> <th>dBuV/m</th> <th>dB</th> <th>dBuV</th> <th>dB/m</th> <th>dB</th> <th>dB</th> </tr> </thead> <tbody> <tr> <td>1</td> <td>10360.00</td> <td>48.14</td> <td>68.30</td> <td>-20.16</td> <td>45.32</td> <td>39.44</td> <td>14.15</td> <td>50.77</td> <td>--</td> <td>--</td> <td>Peak</td> </tr> <tr> <td>2</td> <td>15540.00</td> <td>47.36</td> <td>74.00</td> <td>-26.64</td> <td>40.12</td> <td>41.82</td> <td>16.85</td> <td>51.43</td> <td>--</td> <td>--</td> <td>Peak</td> </tr> </tbody> </table>	Limit	Read	Ant	Cable	Preamp	Apos	TPos	Remark	Freq	Level	Line Margin	Level Factor	Loss Factor				MHz	dBuV/m	dBuV/m	dB	dBuV	dB/m	dB	dB	1	10360.00	48.14	68.30	-20.16	45.32	39.44	14.15	50.77	--	--	Peak	2	15540.00	47.36	74.00	-26.64	40.12	41.82	16.85	51.43	--	--	Peak
	Limit	Read	Ant	Cable	Preamp	Apos	TPos	Remark																																																																																										
Freq	Level	Line Margin	Level Factor	Loss Factor																																																																																														
MHz	dBuV/m	dBuV/m	dB	dBuV	dB/m	dB	dB																																																																																											
1	10360.00	48.65	68.30	-19.65	45.83	39.44	14.15	50.77	--	--	Peak																																																																																							
2	15540.00	47.49	74.00	-26.51	40.25	41.82	16.85	51.43	--	--	Peak																																																																																							
Limit	Read	Ant	Cable	Preamp	Apos	TPos	Remark																																																																																											
Freq	Level	Line Margin	Level Factor	Loss Factor																																																																																														
MHz	dBuV/m	dBuV/m	dB	dBuV	dB/m	dB	dB																																																																																											
1	10360.00	48.14	68.30	-20.16	45.32	39.44	14.15	50.77	--	--	Peak																																																																																							
2	15540.00	47.36	74.00	-26.64	40.12	41.82	16.85	51.43	--	--	Peak																																																																																							



Mode	2																																																																																																
	Harmonic																																																																																																
	U-NII-1_5.15-5.25_802.11a_CH44_5220MHz																																																																																																
ANT	8+6																																																																																																
Pol.	Horizontal	Vertical																																																																																															
Peak Avg																																																																																																	
	<table border="1"> <thead> <tr> <th>Limit</th> <th>Read</th> <th>Ant</th> <th>Cable</th> <th>Preamp</th> <th>Apos</th> <th>TPos</th> <th>Remark</th> </tr> <tr> <th>Freq</th> <th>Level</th> <th>Line Margin</th> <th>Level</th> <th>Factor</th> <th>Loss Factor</th> <th></th> <th></th> </tr> <tr> <th>MHz</th> <th>dBuV/m</th> <th>dBuV/m</th> <th>dB</th> <th>dBuV</th> <th>dB/m</th> <th>dB</th> <th>dB</th> </tr> </thead> <tbody> <tr> <td>1</td> <td>10440.00</td> <td>48.55</td> <td>68.30</td> <td>-19.75</td> <td>45.66</td> <td>39.48</td> <td>14.20</td> <td>50.79</td> <td>--</td> <td>--</td> <td>Peak</td> </tr> <tr> <td>2</td> <td>15660.00</td> <td>47.34</td> <td>74.00</td> <td>-26.66</td> <td>40.03</td> <td>41.90</td> <td>16.94</td> <td>51.53</td> <td>--</td> <td>--</td> <td>Peak</td> </tr> </tbody> </table>	Limit	Read	Ant	Cable	Preamp	Apos	TPos	Remark	Freq	Level	Line Margin	Level	Factor	Loss Factor			MHz	dBuV/m	dBuV/m	dB	dBuV	dB/m	dB	dB	1	10440.00	48.55	68.30	-19.75	45.66	39.48	14.20	50.79	--	--	Peak	2	15660.00	47.34	74.00	-26.66	40.03	41.90	16.94	51.53	--	--	Peak	<table border="1"> <thead> <tr> <th>Limit</th> <th>Read</th> <th>Ant</th> <th>Cable</th> <th>Preamp</th> <th>Apos</th> <th>TPos</th> <th>Remark</th> </tr> <tr> <th>Freq</th> <th>Level</th> <th>Line Margin</th> <th>Level</th> <th>Factor</th> <th>Loss Factor</th> <th></th> <th></th> </tr> <tr> <th>MHz</th> <th>dBuV/m</th> <th>dBuV/m</th> <th>dB</th> <th>dBuV</th> <th>dB/m</th> <th>dB</th> <th>dB</th> </tr> </thead> <tbody> <tr> <td>1</td> <td>10440.00</td> <td>48.68</td> <td>68.30</td> <td>-19.62</td> <td>45.79</td> <td>39.48</td> <td>14.20</td> <td>50.79</td> <td>--</td> <td>--</td> <td>Peak</td> </tr> <tr> <td>2</td> <td>15660.00</td> <td>47.05</td> <td>74.00</td> <td>-26.95</td> <td>39.74</td> <td>41.90</td> <td>16.94</td> <td>51.53</td> <td>--</td> <td>--</td> <td>Peak</td> </tr> </tbody> </table>	Limit	Read	Ant	Cable	Preamp	Apos	TPos	Remark	Freq	Level	Line Margin	Level	Factor	Loss Factor			MHz	dBuV/m	dBuV/m	dB	dBuV	dB/m	dB	dB	1	10440.00	48.68	68.30	-19.62	45.79	39.48	14.20	50.79	--	--	Peak	2	15660.00	47.05	74.00	-26.95	39.74	41.90	16.94	51.53	--	--
Limit	Read	Ant	Cable	Preamp	Apos	TPos	Remark																																																																																										
Freq	Level	Line Margin	Level	Factor	Loss Factor																																																																																												
MHz	dBuV/m	dBuV/m	dB	dBuV	dB/m	dB	dB																																																																																										
1	10440.00	48.55	68.30	-19.75	45.66	39.48	14.20	50.79	--	--	Peak																																																																																						
2	15660.00	47.34	74.00	-26.66	40.03	41.90	16.94	51.53	--	--	Peak																																																																																						
Limit	Read	Ant	Cable	Preamp	Apos	TPos	Remark																																																																																										
Freq	Level	Line Margin	Level	Factor	Loss Factor																																																																																												
MHz	dBuV/m	dBuV/m	dB	dBuV	dB/m	dB	dB																																																																																										
1	10440.00	48.68	68.30	-19.62	45.79	39.48	14.20	50.79	--	--	Peak																																																																																						
2	15660.00	47.05	74.00	-26.95	39.74	41.90	16.94	51.53	--	--	Peak																																																																																						



Mode	3																																																																																																
	Harmonic																																																																																																
	U-NII-1_5.15-5.25_802.11a_CH48_5240MHz																																																																																																
ANT	8+6																																																																																																
Pol.	Horizontal	Vertical																																																																																															
Peak Avg	<p>Date: 2023-12-07</p>	<p>Date: 2023-12-07</p>																																																																																															
	<table border="1"> <thead> <tr> <th>Limit</th> <th>Read</th> <th>Ant</th> <th>Cable</th> <th>Preamp</th> <th>Apos</th> <th>TPos</th> <th>Remark</th> </tr> <tr> <th>Freq</th> <th>Level</th> <th>Line Margin</th> <th>Level</th> <th>Factor</th> <th>Loss Factor</th> <th></th> <th></th> </tr> <tr> <th>MHz</th> <th>dBuV/m</th> <th>dBuV/m</th> <th>dB</th> <th>dBuV</th> <th>dB/m</th> <th>dB</th> <th>dB</th> </tr> </thead> <tbody> <tr> <td>1</td> <td>10480.00</td> <td>48.69</td> <td>68.30</td> <td>-19.61</td> <td>45.77</td> <td>39.49</td> <td>14.23</td> <td>50.80</td> <td>--</td> <td>--</td> <td>Peak</td> </tr> <tr> <td>2</td> <td>15720.00</td> <td>47.48</td> <td>74.00</td> <td>-26.52</td> <td>40.14</td> <td>41.93</td> <td>16.99</td> <td>51.58</td> <td>--</td> <td>--</td> <td>Peak</td> </tr> </tbody> </table>	Limit	Read	Ant	Cable	Preamp	Apos	TPos	Remark	Freq	Level	Line Margin	Level	Factor	Loss Factor			MHz	dBuV/m	dBuV/m	dB	dBuV	dB/m	dB	dB	1	10480.00	48.69	68.30	-19.61	45.77	39.49	14.23	50.80	--	--	Peak	2	15720.00	47.48	74.00	-26.52	40.14	41.93	16.99	51.58	--	--	Peak	<table border="1"> <thead> <tr> <th>Limit</th> <th>Read</th> <th>Ant</th> <th>Cable</th> <th>Preamp</th> <th>Apos</th> <th>TPos</th> <th>Remark</th> </tr> <tr> <th>Freq</th> <th>Level</th> <th>Line Margin</th> <th>Level</th> <th>Factor</th> <th>Loss Factor</th> <th></th> <th></th> </tr> <tr> <th>MHz</th> <th>dBuV/m</th> <th>dBuV/m</th> <th>dB</th> <th>dBuV</th> <th>dB/m</th> <th>dB</th> <th>dB</th> </tr> </thead> <tbody> <tr> <td>1</td> <td>10480.00</td> <td>48.67</td> <td>68.30</td> <td>-19.63</td> <td>45.75</td> <td>39.49</td> <td>14.23</td> <td>50.80</td> <td>--</td> <td>--</td> <td>Peak</td> </tr> <tr> <td>2</td> <td>15720.00</td> <td>47.91</td> <td>74.00</td> <td>-26.09</td> <td>40.57</td> <td>41.93</td> <td>16.99</td> <td>51.58</td> <td>--</td> <td>--</td> <td>Peak</td> </tr> </tbody> </table>	Limit	Read	Ant	Cable	Preamp	Apos	TPos	Remark	Freq	Level	Line Margin	Level	Factor	Loss Factor			MHz	dBuV/m	dBuV/m	dB	dBuV	dB/m	dB	dB	1	10480.00	48.67	68.30	-19.63	45.75	39.49	14.23	50.80	--	--	Peak	2	15720.00	47.91	74.00	-26.09	40.57	41.93	16.99	51.58	--	--
Limit	Read	Ant	Cable	Preamp	Apos	TPos	Remark																																																																																										
Freq	Level	Line Margin	Level	Factor	Loss Factor																																																																																												
MHz	dBuV/m	dBuV/m	dB	dBuV	dB/m	dB	dB																																																																																										
1	10480.00	48.69	68.30	-19.61	45.77	39.49	14.23	50.80	--	--	Peak																																																																																						
2	15720.00	47.48	74.00	-26.52	40.14	41.93	16.99	51.58	--	--	Peak																																																																																						
Limit	Read	Ant	Cable	Preamp	Apos	TPos	Remark																																																																																										
Freq	Level	Line Margin	Level	Factor	Loss Factor																																																																																												
MHz	dBuV/m	dBuV/m	dB	dBuV	dB/m	dB	dB																																																																																										
1	10480.00	48.67	68.30	-19.63	45.75	39.49	14.23	50.80	--	--	Peak																																																																																						
2	15720.00	47.91	74.00	-26.09	40.57	41.93	16.99	51.58	--	--	Peak																																																																																						



Mode	4																																																																																																
	Harmonic																																																																																																
	U-NII-2A_5.25-5.35_802.11a_CH52_5260MHz																																																																																																
ANT	8+6																																																																																																
Pol.	Horizontal	Vertical																																																																																															
Peak Avg																																																																																																	
	<table border="1"> <thead> <tr> <th>Limit</th> <th>Read</th> <th>Ant</th> <th>Cable</th> <th>Preamp</th> <th>Apos</th> <th>TPos</th> <th>Remark</th> </tr> <tr> <th>Freq</th> <th>Level</th> <th>Line Margin</th> <th>Level</th> <th>Factor</th> <th>Loss Factor</th> <th></th> <th></th> </tr> <tr> <th>MHz</th> <th>dBuV/m</th> <th>dBuV/m</th> <th>dB</th> <th>dBuV</th> <th>dB/m</th> <th>dB</th> <th>dB</th> </tr> </thead> <tbody> <tr> <td>1</td> <td>10560.00</td> <td>48.12</td> <td>68.30</td> <td>-20.18</td> <td>45.16</td> <td>39.49</td> <td>14.27</td> <td>50.80</td> <td>--</td> <td>--</td> <td>Peak</td> </tr> <tr> <td>2</td> <td>15840.00</td> <td>47.36</td> <td>74.00</td> <td>-26.64</td> <td>39.95</td> <td>42.00</td> <td>17.09</td> <td>51.68</td> <td>--</td> <td>--</td> <td>Peak</td> </tr> </tbody> </table>	Limit	Read	Ant	Cable	Preamp	Apos	TPos	Remark	Freq	Level	Line Margin	Level	Factor	Loss Factor			MHz	dBuV/m	dBuV/m	dB	dBuV	dB/m	dB	dB	1	10560.00	48.12	68.30	-20.18	45.16	39.49	14.27	50.80	--	--	Peak	2	15840.00	47.36	74.00	-26.64	39.95	42.00	17.09	51.68	--	--	Peak	<table border="1"> <thead> <tr> <th>Limit</th> <th>Read</th> <th>Ant</th> <th>Cable</th> <th>Preamp</th> <th>Apos</th> <th>TPos</th> <th>Remark</th> </tr> <tr> <th>Freq</th> <th>Level</th> <th>Line Margin</th> <th>Level</th> <th>Factor</th> <th>Loss Factor</th> <th></th> <th></th> </tr> <tr> <th>MHz</th> <th>dBuV/m</th> <th>dBuV/m</th> <th>dB</th> <th>dBuV</th> <th>dB/m</th> <th>dB</th> <th>dB</th> </tr> </thead> <tbody> <tr> <td>1</td> <td>10560.00</td> <td>48.03</td> <td>68.30</td> <td>-20.27</td> <td>45.07</td> <td>39.49</td> <td>14.27</td> <td>50.80</td> <td>--</td> <td>--</td> <td>Peak</td> </tr> <tr> <td>2</td> <td>15840.00</td> <td>47.32</td> <td>74.00</td> <td>-26.68</td> <td>39.91</td> <td>42.00</td> <td>17.09</td> <td>51.68</td> <td>--</td> <td>--</td> <td>Peak</td> </tr> </tbody> </table>	Limit	Read	Ant	Cable	Preamp	Apos	TPos	Remark	Freq	Level	Line Margin	Level	Factor	Loss Factor			MHz	dBuV/m	dBuV/m	dB	dBuV	dB/m	dB	dB	1	10560.00	48.03	68.30	-20.27	45.07	39.49	14.27	50.80	--	--	Peak	2	15840.00	47.32	74.00	-26.68	39.91	42.00	17.09	51.68	--	--
Limit	Read	Ant	Cable	Preamp	Apos	TPos	Remark																																																																																										
Freq	Level	Line Margin	Level	Factor	Loss Factor																																																																																												
MHz	dBuV/m	dBuV/m	dB	dBuV	dB/m	dB	dB																																																																																										
1	10560.00	48.12	68.30	-20.18	45.16	39.49	14.27	50.80	--	--	Peak																																																																																						
2	15840.00	47.36	74.00	-26.64	39.95	42.00	17.09	51.68	--	--	Peak																																																																																						
Limit	Read	Ant	Cable	Preamp	Apos	TPos	Remark																																																																																										
Freq	Level	Line Margin	Level	Factor	Loss Factor																																																																																												
MHz	dBuV/m	dBuV/m	dB	dBuV	dB/m	dB	dB																																																																																										
1	10560.00	48.03	68.30	-20.27	45.07	39.49	14.27	50.80	--	--	Peak																																																																																						
2	15840.00	47.32	74.00	-26.68	39.91	42.00	17.09	51.68	--	--	Peak																																																																																						

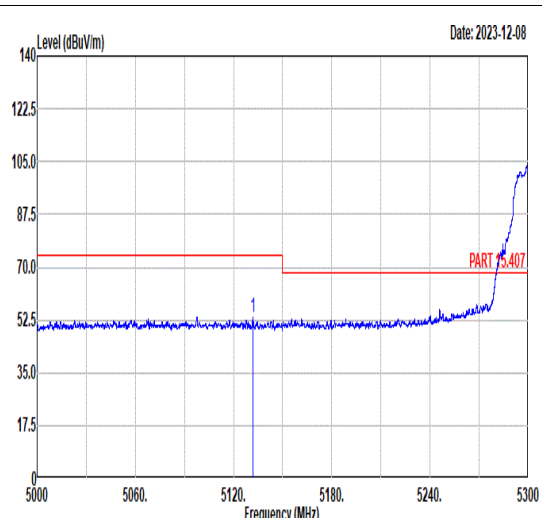
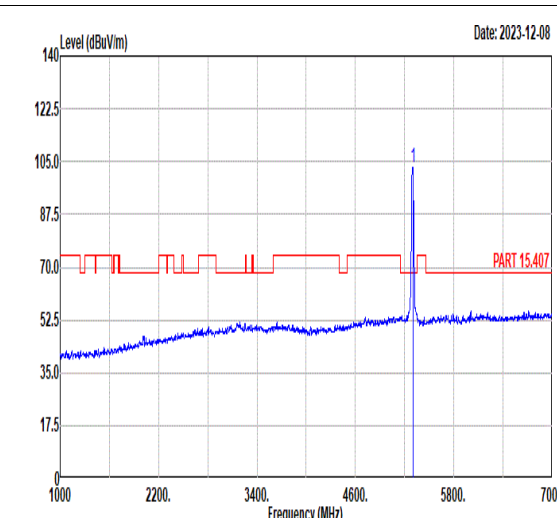
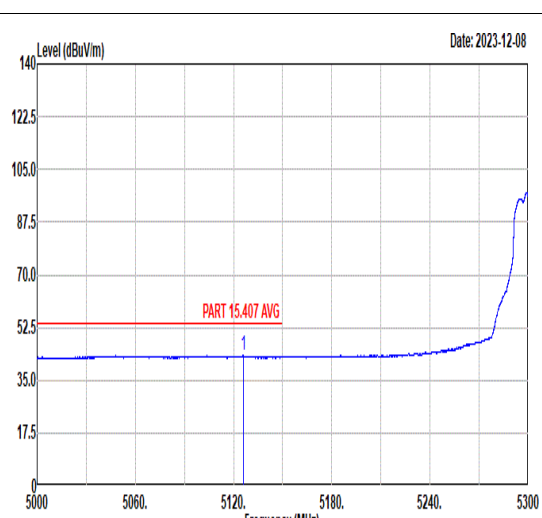
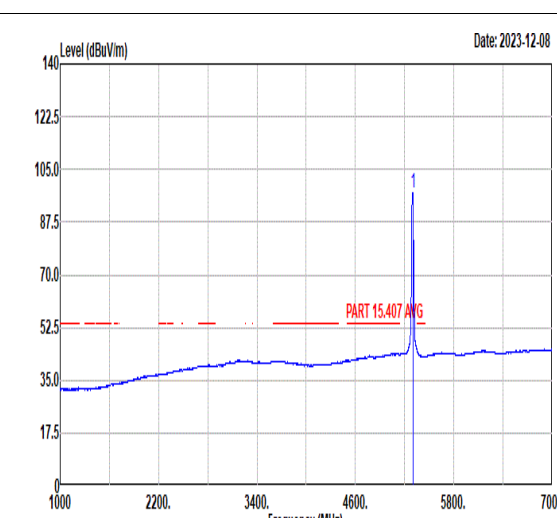


Mode	5																																																																																	
	Band Edge - L																																																																																	
	U-NII-2A_5.25-5.35_802.11a_CH60_5300MHz																																																																																	
ANT	8+6																																																																																	
Pol.	Horizontal	Fundamental																																																																																
Peak	<table border="1"> <thead> <tr> <th>Limit</th> <th>Margin</th> <th>Read</th> <th>Ant</th> <th>Cable</th> <th>Preamp</th> <th>APos</th> <th>TPos</th> <th>Remark</th> </tr> <tr> <th>Freq</th> <th>Level</th> <th>Line</th> <th>(dB)</th> <th>Level</th> <th>Factor</th> <th>Loss</th> <th>Factor</th> <th></th> </tr> <tr> <th>MHz</th> <th>dBuV/m</th> <th>dBuV/m</th> <th>dB</th> <th>dBuV</th> <th>dB/m</th> <th>dB</th> <th>dB</th> <th>cm</th> <th>deg</th> </tr> </thead> <tbody> <tr> <td>1</td> <td>5103.68</td> <td>53.52</td> <td>74.00</td> <td>-20.48</td> <td>39.25</td> <td>34.88</td> <td>11.11</td> <td>31.72</td> <td>108</td> <td>297</td> <td>PEAK</td> </tr> </tbody> </table>	Limit	Margin	Read	Ant	Cable	Preamp	APos	TPos	Remark	Freq	Level	Line	(dB)	Level	Factor	Loss	Factor		MHz	dBuV/m	dBuV/m	dB	dBuV	dB/m	dB	dB	cm	deg	1	5103.68	53.52	74.00	-20.48	39.25	34.88	11.11	31.72	108	297	PEAK	<table border="1"> <thead> <tr> <th>Limit</th> <th>Margin</th> <th>Read</th> <th>Ant</th> <th>Cable</th> <th>Preamp</th> <th>APos</th> <th>TPos</th> <th>Remark</th> </tr> <tr> <th>Freq</th> <th>Level</th> <th>Line</th> <th>(dB)</th> <th>Level</th> <th>Factor</th> <th>Loss</th> <th>Factor</th> <th></th> </tr> <tr> <th>MHz</th> <th>dBuV/m</th> <th>dBuV/m</th> <th>dB</th> <th>dBuV</th> <th>dB/m</th> <th>dB</th> <th>dB</th> <th>cm</th> <th>deg</th> </tr> </thead> <tbody> <tr> <td>1</td> <td>5300.00</td> <td>110.41</td> <td>-----</td> <td>-----</td> <td>96.56</td> <td>34.84</td> <td>10.98</td> <td>31.97</td> <td>108</td> <td>297</td> <td>PEAK</td> </tr> </tbody> </table>	Limit	Margin	Read	Ant	Cable	Preamp	APos	TPos	Remark	Freq	Level	Line	(dB)	Level	Factor	Loss	Factor		MHz	dBuV/m	dBuV/m	dB	dBuV	dB/m	dB	dB	cm	deg	1	5300.00	110.41	-----	-----	96.56	34.84	10.98	31.97	108	297	PEAK
	Limit	Margin	Read	Ant	Cable	Preamp	APos	TPos	Remark																																																																									
Freq	Level	Line	(dB)	Level	Factor	Loss	Factor																																																																											
MHz	dBuV/m	dBuV/m	dB	dBuV	dB/m	dB	dB	cm	deg																																																																									
1	5103.68	53.52	74.00	-20.48	39.25	34.88	11.11	31.72	108	297	PEAK																																																																							
Limit	Margin	Read	Ant	Cable	Preamp	APos	TPos	Remark																																																																										
Freq	Level	Line	(dB)	Level	Factor	Loss	Factor																																																																											
MHz	dBuV/m	dBuV/m	dB	dBuV	dB/m	dB	dB	cm	deg																																																																									
1	5300.00	110.41	-----	-----	96.56	34.84	10.98	31.97	108	297	PEAK																																																																							
Avg	<table border="1"> <thead> <tr> <th>Limit</th> <th>Margin</th> <th>Read</th> <th>Ant</th> <th>Cable</th> <th>Preamp</th> <th>APos</th> <th>TPos</th> <th>Remark</th> </tr> <tr> <th>Freq</th> <th>Level</th> <th>Line</th> <th>(dB)</th> <th>Level</th> <th>Factor</th> <th>Loss</th> <th>Factor</th> <th></th> </tr> <tr> <th>MHz</th> <th>dBuV/m</th> <th>dBuV/m</th> <th>dB</th> <th>dBuV</th> <th>dB/m</th> <th>dB</th> <th>dB</th> <th>cm</th> <th>deg</th> </tr> </thead> <tbody> <tr> <td>1</td> <td>5139.98</td> <td>43.71</td> <td>54.00</td> <td>-10.29</td> <td>29.52</td> <td>34.87</td> <td>11.09</td> <td>31.77</td> <td>108</td> <td>297</td> <td>AVERAGE</td> </tr> </tbody> </table>	Limit	Margin	Read	Ant	Cable	Preamp	APos	TPos	Remark	Freq	Level	Line	(dB)	Level	Factor	Loss	Factor		MHz	dBuV/m	dBuV/m	dB	dBuV	dB/m	dB	dB	cm	deg	1	5139.98	43.71	54.00	-10.29	29.52	34.87	11.09	31.77	108	297	AVERAGE	<table border="1"> <thead> <tr> <th>Limit</th> <th>Margin</th> <th>Read</th> <th>Ant</th> <th>Cable</th> <th>Preamp</th> <th>APos</th> <th>TPos</th> <th>Remark</th> </tr> <tr> <th>Freq</th> <th>Level</th> <th>Line</th> <th>(dB)</th> <th>Level</th> <th>Factor</th> <th>Loss</th> <th>Factor</th> <th></th> </tr> <tr> <th>MHz</th> <th>dBuV/m</th> <th>dBuV/m</th> <th>dB</th> <th>dBuV</th> <th>dB/m</th> <th>dB</th> <th>dB</th> <th>cm</th> <th>deg</th> </tr> </thead> <tbody> <tr> <td>1</td> <td>5300.00</td> <td>104.28</td> <td>-----</td> <td>-----</td> <td>90.43</td> <td>34.84</td> <td>10.98</td> <td>31.97</td> <td>108</td> <td>297</td> <td>AVERAGE</td> </tr> </tbody> </table>	Limit	Margin	Read	Ant	Cable	Preamp	APos	TPos	Remark	Freq	Level	Line	(dB)	Level	Factor	Loss	Factor		MHz	dBuV/m	dBuV/m	dB	dBuV	dB/m	dB	dB	cm	deg	1	5300.00	104.28	-----	-----	90.43	34.84	10.98	31.97	108	297	AVERAGE
Limit	Margin	Read	Ant	Cable	Preamp	APos	TPos	Remark																																																																										
Freq	Level	Line	(dB)	Level	Factor	Loss	Factor																																																																											
MHz	dBuV/m	dBuV/m	dB	dBuV	dB/m	dB	dB	cm	deg																																																																									
1	5139.98	43.71	54.00	-10.29	29.52	34.87	11.09	31.77	108	297	AVERAGE																																																																							
Limit	Margin	Read	Ant	Cable	Preamp	APos	TPos	Remark																																																																										
Freq	Level	Line	(dB)	Level	Factor	Loss	Factor																																																																											
MHz	dBuV/m	dBuV/m	dB	dBuV	dB/m	dB	dB	cm	deg																																																																									
1	5300.00	104.28	-----	-----	90.43	34.84	10.98	31.97	108	297	AVERAGE																																																																							



Mode	5																																									
	Band Edge - R																																									
	U-NII-2A_5.25-5.35_802.11a_CH60_5300MHz																																									
ANT	8+6																																									
Pol.	Horizontal	Fundamental																																								
Peak	<p>Date: 2023-12-08</p> <table border="1"> <thead> <tr> <th>Limit</th> <th>Margin</th> <th>Read</th> <th>Ant</th> <th>Cable</th> <th>Preamp</th> <th>APos</th> <th>TPos</th> <th>Remark</th> </tr> <tr> <th>Freq</th> <th>Level</th> <th>Line</th> <th>(dB)</th> <th>Level</th> <th>Factor</th> <th>Loss</th> <th>Factor</th> <th></th> </tr> <tr> <th>MHz</th> <th>dBuV/m</th> <th>dBuV/m</th> <th>dB</th> <th>dBuV</th> <th>dB/m</th> <th>dB</th> <th>dB</th> <th>cm</th> <th>deg</th> </tr> </thead> <tbody> <tr> <td>1</td> <td>5350.64</td> <td>58.13</td> <td>74.00</td> <td>-15.87</td> <td>44.39</td> <td>34.83</td> <td>10.94</td> <td>32.03</td> <td>108</td> <td>297</td> <td>PEAK</td> </tr> </tbody> </table>	Limit	Margin	Read	Ant	Cable	Preamp	APos	TPos	Remark	Freq	Level	Line	(dB)	Level	Factor	Loss	Factor		MHz	dBuV/m	dBuV/m	dB	dBuV	dB/m	dB	dB	cm	deg	1	5350.64	58.13	74.00	-15.87	44.39	34.83	10.94	32.03	108	297	PEAK	Blank
Limit	Margin	Read	Ant	Cable	Preamp	APos	TPos	Remark																																		
Freq	Level	Line	(dB)	Level	Factor	Loss	Factor																																			
MHz	dBuV/m	dBuV/m	dB	dBuV	dB/m	dB	dB	cm	deg																																	
1	5350.64	58.13	74.00	-15.87	44.39	34.83	10.94	32.03	108	297	PEAK																															
Avg	<p>Date: 2023-12-08</p> <table border="1"> <thead> <tr> <th>Limit</th> <th>Margin</th> <th>Read</th> <th>Ant</th> <th>Cable</th> <th>Preamp</th> <th>APos</th> <th>TPos</th> <th>Remark</th> </tr> <tr> <th>Freq</th> <th>Level</th> <th>Line</th> <th>(dB)</th> <th>Level</th> <th>Factor</th> <th>Loss</th> <th>Factor</th> <th></th> </tr> <tr> <th>MHz</th> <th>dBuV/m</th> <th>dBuV/m</th> <th>dB</th> <th>dBuV</th> <th>dB/m</th> <th>dB</th> <th>dB</th> <th>cm</th> <th>deg</th> </tr> </thead> <tbody> <tr> <td>1</td> <td>5350.00</td> <td>47.47</td> <td>54.00</td> <td>-6.53</td> <td>33.73</td> <td>34.83</td> <td>10.94</td> <td>32.03</td> <td>108</td> <td>297</td> <td>AVERAGE</td> </tr> </tbody> </table>	Limit	Margin	Read	Ant	Cable	Preamp	APos	TPos	Remark	Freq	Level	Line	(dB)	Level	Factor	Loss	Factor		MHz	dBuV/m	dBuV/m	dB	dBuV	dB/m	dB	dB	cm	deg	1	5350.00	47.47	54.00	-6.53	33.73	34.83	10.94	32.03	108	297	AVERAGE	Blank
Limit	Margin	Read	Ant	Cable	Preamp	APos	TPos	Remark																																		
Freq	Level	Line	(dB)	Level	Factor	Loss	Factor																																			
MHz	dBuV/m	dBuV/m	dB	dBuV	dB/m	dB	dB	cm	deg																																	
1	5350.00	47.47	54.00	-6.53	33.73	34.83	10.94	32.03	108	297	AVERAGE																															



Mode	5																																																																																	
	Band Edge - L																																																																																	
	U-NII-2A_5.25-5.35_802.11a_CH60_5300MHz																																																																																	
ANT	8+6																																																																																	
Pol.	Vertical	Fundamental																																																																																
Peak	 <p style="text-align: right;">Date: 2023-12-08</p> <table border="1"> <thead> <tr> <th>Limit</th> <th>Margin</th> <th>Read</th> <th>Ant</th> <th>Cable</th> <th>Preamp</th> <th>APos</th> <th>TPos</th> <th>Remark</th> </tr> <tr> <th>Freq</th> <th>Level</th> <th>Line</th> <th>(dB)</th> <th>Level</th> <th>Factor</th> <th>Loss</th> <th>Factor</th> <th></th> </tr> <tr> <th>MHz</th> <th>dBuV/m</th> <th>dBuV/m</th> <th>dB</th> <th>dBuV</th> <th>dB/m</th> <th>dB</th> <th>dB</th> <th>cm</th> <th>deg</th> </tr> </thead> <tbody> <tr> <td>1</td> <td>5131.85</td> <td>53.16</td> <td>74.00</td> <td>-20.84</td> <td>38.95</td> <td>34.87</td> <td>11.10</td> <td>31.76</td> <td>325</td> <td>265</td> <td>PEAK</td> </tr> </tbody> </table>	Limit	Margin	Read	Ant	Cable	Preamp	APos	TPos	Remark	Freq	Level	Line	(dB)	Level	Factor	Loss	Factor		MHz	dBuV/m	dBuV/m	dB	dBuV	dB/m	dB	dB	cm	deg	1	5131.85	53.16	74.00	-20.84	38.95	34.87	11.10	31.76	325	265	PEAK	 <p style="text-align: right;">Date: 2023-12-08</p> <table border="1"> <thead> <tr> <th>Limit</th> <th>Margin</th> <th>Read</th> <th>Ant</th> <th>Cable</th> <th>Preamp</th> <th>APos</th> <th>TPos</th> <th>Remark</th> </tr> <tr> <th>Freq</th> <th>Level</th> <th>Line</th> <th>(dB)</th> <th>Level</th> <th>Factor</th> <th>Loss</th> <th>Factor</th> <th></th> </tr> <tr> <th>MHz</th> <th>dBuV/m</th> <th>dBuV/m</th> <th>dB</th> <th>dBuV</th> <th>dB/m</th> <th>dB</th> <th>dB</th> <th>cm</th> <th>deg</th> </tr> </thead> <tbody> <tr> <td>1</td> <td>5300.00</td> <td>103.22</td> <td>-----</td> <td>-----</td> <td>89.35</td> <td>34.84</td> <td>10.99</td> <td>31.96</td> <td>325</td> <td>265</td> <td>PEAK</td> </tr> </tbody> </table>	Limit	Margin	Read	Ant	Cable	Preamp	APos	TPos	Remark	Freq	Level	Line	(dB)	Level	Factor	Loss	Factor		MHz	dBuV/m	dBuV/m	dB	dBuV	dB/m	dB	dB	cm	deg	1	5300.00	103.22	-----	-----	89.35	34.84	10.99	31.96	325	265	PEAK
	Limit	Margin	Read	Ant	Cable	Preamp	APos	TPos	Remark																																																																									
Freq	Level	Line	(dB)	Level	Factor	Loss	Factor																																																																											
MHz	dBuV/m	dBuV/m	dB	dBuV	dB/m	dB	dB	cm	deg																																																																									
1	5131.85	53.16	74.00	-20.84	38.95	34.87	11.10	31.76	325	265	PEAK																																																																							
Limit	Margin	Read	Ant	Cable	Preamp	APos	TPos	Remark																																																																										
Freq	Level	Line	(dB)	Level	Factor	Loss	Factor																																																																											
MHz	dBuV/m	dBuV/m	dB	dBuV	dB/m	dB	dB	cm	deg																																																																									
1	5300.00	103.22	-----	-----	89.35	34.84	10.99	31.96	325	265	PEAK																																																																							
Avg	 <p style="text-align: right;">Date: 2023-12-08</p> <table border="1"> <thead> <tr> <th>Limit</th> <th>Margin</th> <th>Read</th> <th>Ant</th> <th>Cable</th> <th>Preamp</th> <th>APos</th> <th>TPos</th> <th>Remark</th> </tr> <tr> <th>Freq</th> <th>Level</th> <th>Line</th> <th>(dB)</th> <th>Level</th> <th>Factor</th> <th>Loss</th> <th>Factor</th> <th></th> </tr> <tr> <th>MHz</th> <th>dBuV/m</th> <th>dBuV/m</th> <th>dB</th> <th>dBuV</th> <th>dB/m</th> <th>dB</th> <th>dB</th> <th>cm</th> <th>deg</th> </tr> </thead> <tbody> <tr> <td>1</td> <td>5125.85</td> <td>43.17</td> <td>54.00</td> <td>-10.83</td> <td>28.95</td> <td>34.87</td> <td>11.10</td> <td>31.75</td> <td>325</td> <td>265</td> <td>AVERAGE</td> </tr> </tbody> </table>	Limit	Margin	Read	Ant	Cable	Preamp	APos	TPos	Remark	Freq	Level	Line	(dB)	Level	Factor	Loss	Factor		MHz	dBuV/m	dBuV/m	dB	dBuV	dB/m	dB	dB	cm	deg	1	5125.85	43.17	54.00	-10.83	28.95	34.87	11.10	31.75	325	265	AVERAGE	 <p style="text-align: right;">Date: 2023-12-08</p> <table border="1"> <thead> <tr> <th>Limit</th> <th>Margin</th> <th>Read</th> <th>Ant</th> <th>Cable</th> <th>Preamp</th> <th>APos</th> <th>TPos</th> <th>Remark</th> </tr> <tr> <th>Freq</th> <th>Level</th> <th>Line</th> <th>(dB)</th> <th>Level</th> <th>Factor</th> <th>Loss</th> <th>Factor</th> <th></th> </tr> <tr> <th>MHz</th> <th>dBuV/m</th> <th>dBuV/m</th> <th>dB</th> <th>dBuV</th> <th>dB/m</th> <th>dB</th> <th>dB</th> <th>cm</th> <th>deg</th> </tr> </thead> <tbody> <tr> <td>1</td> <td>5300.00</td> <td>97.25</td> <td>-----</td> <td>-----</td> <td>83.40</td> <td>34.84</td> <td>10.98</td> <td>31.97</td> <td>325</td> <td>265</td> <td>AVERAGE</td> </tr> </tbody> </table>	Limit	Margin	Read	Ant	Cable	Preamp	APos	TPos	Remark	Freq	Level	Line	(dB)	Level	Factor	Loss	Factor		MHz	dBuV/m	dBuV/m	dB	dBuV	dB/m	dB	dB	cm	deg	1	5300.00	97.25	-----	-----	83.40	34.84	10.98	31.97	325	265	AVERAGE
Limit	Margin	Read	Ant	Cable	Preamp	APos	TPos	Remark																																																																										
Freq	Level	Line	(dB)	Level	Factor	Loss	Factor																																																																											
MHz	dBuV/m	dBuV/m	dB	dBuV	dB/m	dB	dB	cm	deg																																																																									
1	5125.85	43.17	54.00	-10.83	28.95	34.87	11.10	31.75	325	265	AVERAGE																																																																							
Limit	Margin	Read	Ant	Cable	Preamp	APos	TPos	Remark																																																																										
Freq	Level	Line	(dB)	Level	Factor	Loss	Factor																																																																											
MHz	dBuV/m	dBuV/m	dB	dBuV	dB/m	dB	dB	cm	deg																																																																									
1	5300.00	97.25	-----	-----	83.40	34.84	10.98	31.97	325	265	AVERAGE																																																																							

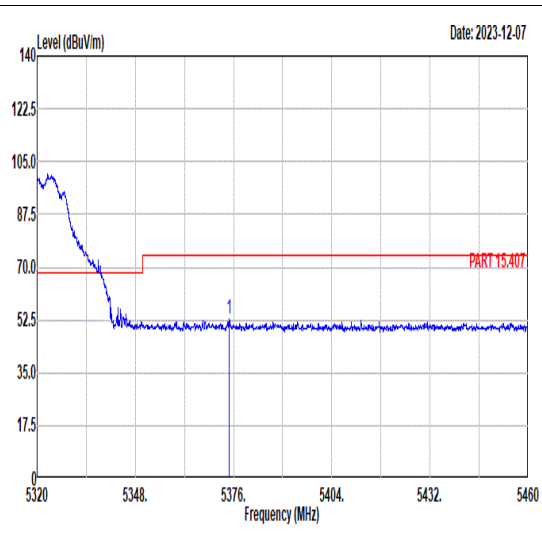
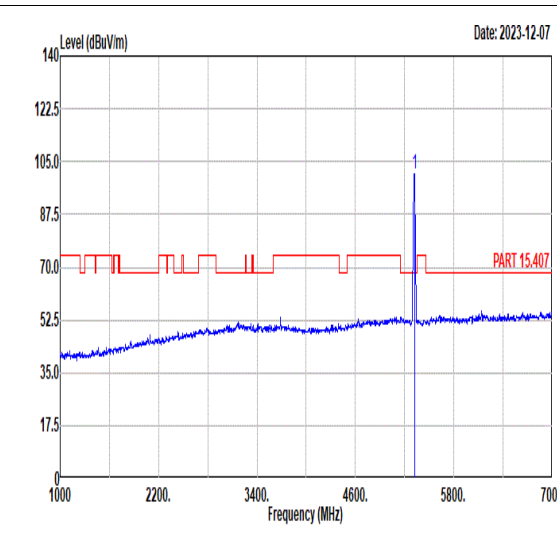
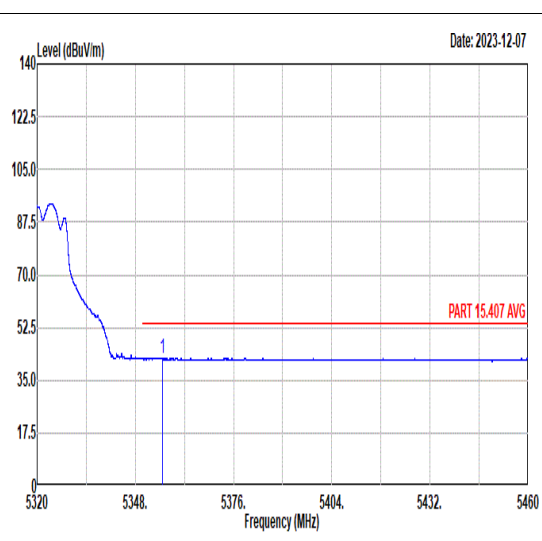
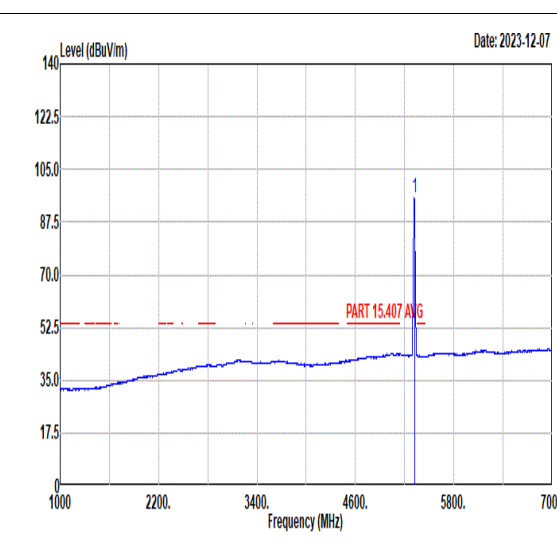


Mode	5																																									
	Band Edge - R																																									
	U-NII-2A_5.25-5.35_802.11a_CH60_5300MHz																																									
ANT	8+6																																									
Pol.	Vertical	Fundamental																																								
Peak	<table border="1"> <thead> <tr> <th>Limit</th> <th>Margin</th> <th>Read</th> <th>Ant</th> <th>Cable</th> <th>Preamp</th> <th>APos</th> <th>TPos</th> <th>Remark</th> </tr> <tr> <th>Freq</th> <th>Level</th> <th>Line</th> <th>(dB)</th> <th>Level</th> <th>Factor</th> <th>Loss</th> <th>Factor</th> <th></th> </tr> <tr> <th>MHz</th> <th>dBuV/m</th> <th>dBuV/m</th> <th>dB</th> <th>dBuV</th> <th>dB/m</th> <th>dB</th> <th>dB</th> <th>cm</th> <th>deg</th> </tr> </thead> <tbody> <tr> <td>1</td> <td>5351.46</td> <td>54.32</td> <td>74.00</td> <td>-19.68</td> <td>40.58</td> <td>34.83</td> <td>10.94</td> <td>32.03</td> <td>325</td> <td>265</td> <td>PEAK</td> </tr> </tbody> </table>	Limit	Margin	Read	Ant	Cable	Preamp	APos	TPos	Remark	Freq	Level	Line	(dB)	Level	Factor	Loss	Factor		MHz	dBuV/m	dBuV/m	dB	dBuV	dB/m	dB	dB	cm	deg	1	5351.46	54.32	74.00	-19.68	40.58	34.83	10.94	32.03	325	265	PEAK	Blank
Limit	Margin	Read	Ant	Cable	Preamp	APos	TPos	Remark																																		
Freq	Level	Line	(dB)	Level	Factor	Loss	Factor																																			
MHz	dBuV/m	dBuV/m	dB	dBuV	dB/m	dB	dB	cm	deg																																	
1	5351.46	54.32	74.00	-19.68	40.58	34.83	10.94	32.03	325	265	PEAK																															
Avg	<table border="1"> <thead> <tr> <th>Limit</th> <th>Margin</th> <th>Read</th> <th>Ant</th> <th>Cable</th> <th>Preamp</th> <th>APos</th> <th>TPos</th> <th>Remark</th> </tr> <tr> <th>Freq</th> <th>Level</th> <th>Line</th> <th>(dB)</th> <th>Level</th> <th>Factor</th> <th>Loss</th> <th>Factor</th> <th></th> </tr> <tr> <th>MHz</th> <th>dBuV/m</th> <th>dBuV/m</th> <th>dB</th> <th>dBuV</th> <th>dB/m</th> <th>dB</th> <th>dB</th> <th>cm</th> <th>deg</th> </tr> </thead> <tbody> <tr> <td>1</td> <td>5351.46</td> <td>44.99</td> <td>54.00</td> <td>-9.01</td> <td>31.25</td> <td>34.83</td> <td>10.94</td> <td>32.03</td> <td>325</td> <td>265</td> <td>AVERAGE</td> </tr> </tbody> </table>	Limit	Margin	Read	Ant	Cable	Preamp	APos	TPos	Remark	Freq	Level	Line	(dB)	Level	Factor	Loss	Factor		MHz	dBuV/m	dBuV/m	dB	dBuV	dB/m	dB	dB	cm	deg	1	5351.46	44.99	54.00	-9.01	31.25	34.83	10.94	32.03	325	265	AVERAGE	Blank
Limit	Margin	Read	Ant	Cable	Preamp	APos	TPos	Remark																																		
Freq	Level	Line	(dB)	Level	Factor	Loss	Factor																																			
MHz	dBuV/m	dBuV/m	dB	dBuV	dB/m	dB	dB	cm	deg																																	
1	5351.46	44.99	54.00	-9.01	31.25	34.83	10.94	32.03	325	265	AVERAGE																															

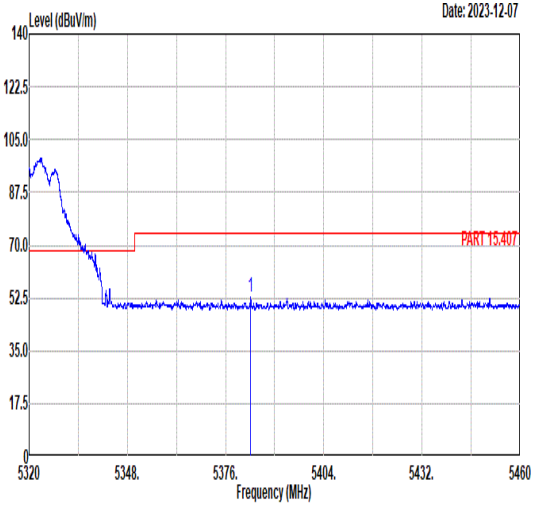
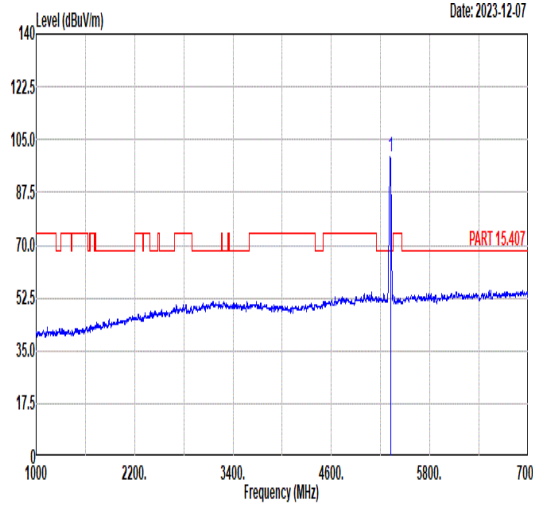
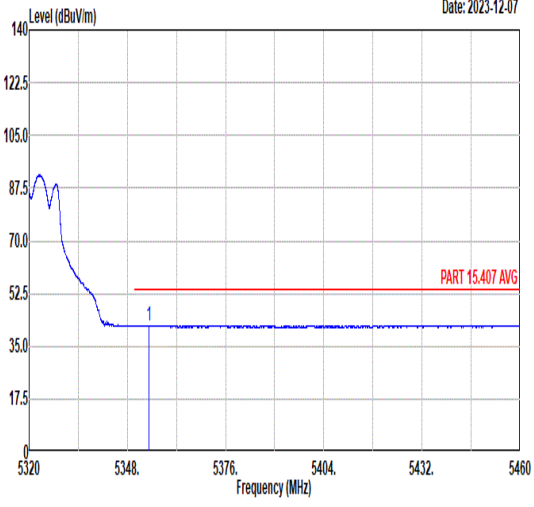
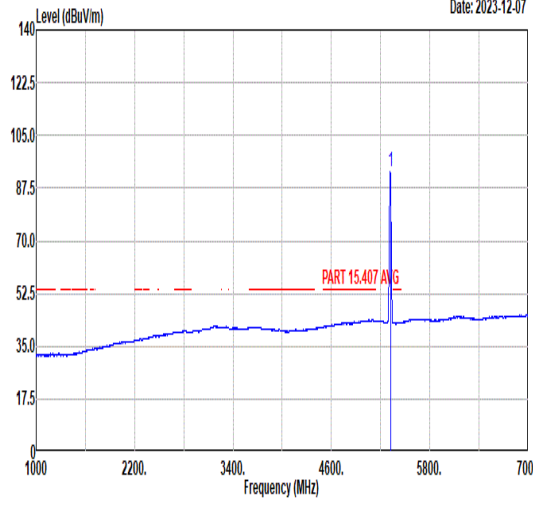


Mode	5																																																																																																	
	Harmonic																																																																																																	
	U-NII-2A_5.25-5.35_802.11a_CH60_5300MHz																																																																																																	
ANT	8+6																																																																																																	
Pol.	Horizontal	Vertical																																																																																																
Peak Avg	<table border="1"> <thead> <tr> <th>Limit</th> <th>Read</th> <th>Ant</th> <th>Cable</th> <th>Preamp</th> <th>APos</th> <th>TPos</th> <th>Remark</th> </tr> <tr> <th>Freq</th> <th>Level</th> <th>Line Margin</th> <th>Level Factor</th> <th>Loss Factor</th> <th></th> <th></th> <th></th> </tr> <tr> <th>MHz</th> <th>dBuV/m</th> <th>dBuV/m</th> <th>dB</th> <th>dBuV</th> <th>dB/m</th> <th>dB</th> <th>dB</th> </tr> </thead> <tbody> <tr> <td>1</td> <td>10600.00</td> <td>47.44</td> <td>74.00</td> <td>-26.56</td> <td>44.46</td> <td>39.48</td> <td>14.30</td> <td>50.80</td> <td>--</td> <td>--</td> <td>Peak</td> </tr> <tr> <td>2</td> <td>15900.00</td> <td>47.10</td> <td>74.00</td> <td>-26.90</td> <td>39.64</td> <td>42.04</td> <td>17.14</td> <td>51.72</td> <td>--</td> <td>--</td> <td>Peak</td> </tr> </tbody> </table>	Limit	Read	Ant	Cable	Preamp	APos	TPos	Remark	Freq	Level	Line Margin	Level Factor	Loss Factor				MHz	dBuV/m	dBuV/m	dB	dBuV	dB/m	dB	dB	1	10600.00	47.44	74.00	-26.56	44.46	39.48	14.30	50.80	--	--	Peak	2	15900.00	47.10	74.00	-26.90	39.64	42.04	17.14	51.72	--	--	Peak	<table border="1"> <thead> <tr> <th>Limit</th> <th>Read</th> <th>Ant</th> <th>Cable</th> <th>Preamp</th> <th>APos</th> <th>TPos</th> <th>Remark</th> </tr> <tr> <th>Freq</th> <th>Level</th> <th>Line Margin</th> <th>Level Factor</th> <th>Loss Factor</th> <th></th> <th></th> <th></th> </tr> <tr> <th>MHz</th> <th>dBuV/m</th> <th>dBuV/m</th> <th>dB</th> <th>dBuV</th> <th>dB/m</th> <th>dB</th> <th>dB</th> </tr> </thead> <tbody> <tr> <td>1</td> <td>10600.00</td> <td>47.74</td> <td>74.00</td> <td>-26.26</td> <td>44.76</td> <td>39.48</td> <td>14.30</td> <td>50.80</td> <td>--</td> <td>--</td> <td>Peak</td> </tr> <tr> <td>2</td> <td>15900.00</td> <td>47.98</td> <td>74.00</td> <td>-26.02</td> <td>40.52</td> <td>42.04</td> <td>17.14</td> <td>51.72</td> <td>--</td> <td>--</td> <td>Peak</td> </tr> </tbody> </table>	Limit	Read	Ant	Cable	Preamp	APos	TPos	Remark	Freq	Level	Line Margin	Level Factor	Loss Factor				MHz	dBuV/m	dBuV/m	dB	dBuV	dB/m	dB	dB	1	10600.00	47.74	74.00	-26.26	44.76	39.48	14.30	50.80	--	--	Peak	2	15900.00	47.98	74.00	-26.02	40.52	42.04	17.14	51.72	--	--	Peak
	Limit	Read	Ant	Cable	Preamp	APos	TPos	Remark																																																																																										
Freq	Level	Line Margin	Level Factor	Loss Factor																																																																																														
MHz	dBuV/m	dBuV/m	dB	dBuV	dB/m	dB	dB																																																																																											
1	10600.00	47.44	74.00	-26.56	44.46	39.48	14.30	50.80	--	--	Peak																																																																																							
2	15900.00	47.10	74.00	-26.90	39.64	42.04	17.14	51.72	--	--	Peak																																																																																							
Limit	Read	Ant	Cable	Preamp	APos	TPos	Remark																																																																																											
Freq	Level	Line Margin	Level Factor	Loss Factor																																																																																														
MHz	dBuV/m	dBuV/m	dB	dBuV	dB/m	dB	dB																																																																																											
1	10600.00	47.74	74.00	-26.26	44.76	39.48	14.30	50.80	--	--	Peak																																																																																							
2	15900.00	47.98	74.00	-26.02	40.52	42.04	17.14	51.72	--	--	Peak																																																																																							



Mode	6																																																																															
	Band Edge																																																																															
	U-NII-2A_5.25-5.35_802.11a_CH64_5320MHz																																																																															
ANT	8+6																																																																															
Pol.	Horizontal	Fundamental																																																																														
Peak	 <p style="text-align: right;">Date: 2023-12-07</p> <table border="1"> <thead> <tr> <th>Limit</th> <th>Margin</th> <th>Read</th> <th>Ant</th> <th>Cable</th> <th>Preamp</th> <th>APos</th> <th>TPos</th> <th></th> </tr> <tr> <th>Freq</th> <th>Level</th> <th>Line</th> <th>(dB)</th> <th>Level</th> <th>Factor</th> <th>Loss Factor</th> <th></th> <th>Remark</th> </tr> <tr> <th>MHz</th> <th>dBuV/m</th> <th>dBuV/m</th> <th>dB</th> <th>dBuV</th> <th>dB/m</th> <th>dB</th> <th>dB</th> <th>cm</th> <th>deg</th> </tr> </thead> <tbody> <tr> <td>1</td> <td>5374.81</td> <td>52.59</td> <td>74.00</td> <td>-21.41</td> <td>38.90</td> <td>34.83</td> <td>10.92</td> <td>32.06</td> <td>100</td> <td>302 PEAK</td> </tr> </tbody> </table>	Limit	Margin	Read	Ant	Cable	Preamp	APos	TPos		Freq	Level	Line	(dB)	Level	Factor	Loss Factor		Remark	MHz	dBuV/m	dBuV/m	dB	dBuV	dB/m	dB	dB	cm	deg	1	5374.81	52.59	74.00	-21.41	38.90	34.83	10.92	32.06	100	302 PEAK	 <p style="text-align: right;">Date: 2023-12-07</p> <table border="1"> <thead> <tr> <th>Limit</th> <th>Margin</th> <th>Read</th> <th>Ant</th> <th>Cable</th> <th>Preamp</th> <th>APos</th> <th>TPos</th> <th></th> </tr> <tr> <th>Freq</th> <th>Level</th> <th>Line</th> <th>(dB)</th> <th>Level</th> <th>Factor</th> <th>Loss Factor</th> <th></th> <th>Remark</th> </tr> <tr> <th>MHz</th> <th>dBuV/m</th> <th>dBuV/m</th> <th>dB</th> <th>dBuV</th> <th>dB/m</th> <th>dB</th> <th>dB</th> <th>cm</th> <th>deg</th> </tr> </thead> <tbody> <tr> <td>1</td> <td>5320.00</td> <td>101.11</td> <td>-----</td> <td>-----</td> <td>87.29</td> <td>34.84</td> <td>10.97</td> <td>31.99</td> <td>100</td> <td>302 PEAK</td> </tr> </tbody> </table>	Limit	Margin	Read	Ant	Cable	Preamp	APos	TPos		Freq	Level	Line	(dB)	Level	Factor	Loss Factor		Remark	MHz	dBuV/m	dBuV/m	dB	dBuV	dB/m	dB	dB	cm	deg	1	5320.00	101.11	-----	-----	87.29	34.84	10.97	31.99	100	302 PEAK
	Limit	Margin	Read	Ant	Cable	Preamp	APos	TPos																																																																								
Freq	Level	Line	(dB)	Level	Factor	Loss Factor		Remark																																																																								
MHz	dBuV/m	dBuV/m	dB	dBuV	dB/m	dB	dB	cm	deg																																																																							
1	5374.81	52.59	74.00	-21.41	38.90	34.83	10.92	32.06	100	302 PEAK																																																																						
Limit	Margin	Read	Ant	Cable	Preamp	APos	TPos																																																																									
Freq	Level	Line	(dB)	Level	Factor	Loss Factor		Remark																																																																								
MHz	dBuV/m	dBuV/m	dB	dBuV	dB/m	dB	dB	cm	deg																																																																							
1	5320.00	101.11	-----	-----	87.29	34.84	10.97	31.99	100	302 PEAK																																																																						
Avg	 <p style="text-align: right;">Date: 2023-12-07</p> <table border="1"> <thead> <tr> <th>Limit</th> <th>Margin</th> <th>Read</th> <th>Ant</th> <th>Cable</th> <th>Preamp</th> <th>APos</th> <th>TPos</th> <th></th> </tr> <tr> <th>Freq</th> <th>Level</th> <th>Line</th> <th>(dB)</th> <th>Level</th> <th>Factor</th> <th>Loss Factor</th> <th></th> <th>Remark</th> </tr> <tr> <th>MHz</th> <th>dBuV/m</th> <th>dBuV/m</th> <th>dB</th> <th>dBuV</th> <th>dB/m</th> <th>dB</th> <th>dB</th> <th>cm</th> <th>deg</th> </tr> </thead> <tbody> <tr> <td>1</td> <td>5355.77</td> <td>42.28</td> <td>54.00</td> <td>-11.72</td> <td>28.55</td> <td>34.83</td> <td>10.94</td> <td>32.04</td> <td>100</td> <td>302 AVERAGE</td> </tr> </tbody> </table>	Limit	Margin	Read	Ant	Cable	Preamp	APos	TPos		Freq	Level	Line	(dB)	Level	Factor	Loss Factor		Remark	MHz	dBuV/m	dBuV/m	dB	dBuV	dB/m	dB	dB	cm	deg	1	5355.77	42.28	54.00	-11.72	28.55	34.83	10.94	32.04	100	302 AVERAGE	 <p style="text-align: right;">Date: 2023-12-07</p> <table border="1"> <thead> <tr> <th>Limit</th> <th>Margin</th> <th>Read</th> <th>Ant</th> <th>Cable</th> <th>Preamp</th> <th>APos</th> <th>TPos</th> <th></th> </tr> <tr> <th>Freq</th> <th>Level</th> <th>Line</th> <th>(dB)</th> <th>Level</th> <th>Factor</th> <th>Loss Factor</th> <th></th> <th>Remark</th> </tr> <tr> <th>MHz</th> <th>dBuV/m</th> <th>dBuV/m</th> <th>dB</th> <th>dBuV</th> <th>dB/m</th> <th>dB</th> <th>dB</th> <th>cm</th> <th>deg</th> </tr> </thead> <tbody> <tr> <td>1</td> <td>5320.00</td> <td>95.45</td> <td>-----</td> <td>-----</td> <td>81.63</td> <td>34.84</td> <td>10.97</td> <td>31.99</td> <td>100</td> <td>302 AVERAGE</td> </tr> </tbody> </table>	Limit	Margin	Read	Ant	Cable	Preamp	APos	TPos		Freq	Level	Line	(dB)	Level	Factor	Loss Factor		Remark	MHz	dBuV/m	dBuV/m	dB	dBuV	dB/m	dB	dB	cm	deg	1	5320.00	95.45	-----	-----	81.63	34.84	10.97	31.99	100	302 AVERAGE
Limit	Margin	Read	Ant	Cable	Preamp	APos	TPos																																																																									
Freq	Level	Line	(dB)	Level	Factor	Loss Factor		Remark																																																																								
MHz	dBuV/m	dBuV/m	dB	dBuV	dB/m	dB	dB	cm	deg																																																																							
1	5355.77	42.28	54.00	-11.72	28.55	34.83	10.94	32.04	100	302 AVERAGE																																																																						
Limit	Margin	Read	Ant	Cable	Preamp	APos	TPos																																																																									
Freq	Level	Line	(dB)	Level	Factor	Loss Factor		Remark																																																																								
MHz	dBuV/m	dBuV/m	dB	dBuV	dB/m	dB	dB	cm	deg																																																																							
1	5320.00	95.45	-----	-----	81.63	34.84	10.97	31.99	100	302 AVERAGE																																																																						



Mode	6																																																																													
	Band Edge																																																																													
	U-NII-2A_5.25-5.35_802.11a_CH64_5320MHz																																																																													
ANT	8+6																																																																													
Pol.	Vertical	Fundamental																																																																												
Peak	 <p style="text-align: right;">Date: 2023-12-07</p> <table border="1"> <thead> <tr> <th>Limit</th> <th>Margin</th> <th>Read</th> <th>Ant</th> <th>Cable</th> <th>Preamp</th> <th>APos</th> <th>TPos</th> <th>Remark</th> </tr> <tr> <th>Freq</th> <th>Level</th> <th>Line</th> <th>Level</th> <th>Factor</th> <th>Loss Factor</th> <th></th> <th></th> <th></th> </tr> <tr> <th>MHz</th> <th>dBuV/m</th> <th>dBuV/m</th> <th>dBuV</th> <th>dB/m</th> <th>dB</th> <th>dB</th> <th>cm</th> <th>deg</th> </tr> </thead> <tbody> <tr> <td>1</td> <td>5383.08</td> <td>52.73</td> <td>74.00</td> <td>-21.27</td> <td>39.06</td> <td>34.82</td> <td>10.92</td> <td>32.07</td> <td>391</td> <td>201 PEAK</td> </tr> </tbody> </table>	Limit	Margin	Read	Ant	Cable	Preamp	APos	TPos	Remark	Freq	Level	Line	Level	Factor	Loss Factor				MHz	dBuV/m	dBuV/m	dBuV	dB/m	dB	dB	cm	deg	1	5383.08	52.73	74.00	-21.27	39.06	34.82	10.92	32.07	391	201 PEAK	 <p style="text-align: right;">Date: 2023-12-07</p> <table border="1"> <thead> <tr> <th>Limit</th> <th>Margin</th> <th>Read</th> <th>Ant</th> <th>Cable</th> <th>Preamp</th> <th>APos</th> <th>TPos</th> <th>Remark</th> </tr> <tr> <th>Freq</th> <th>Level</th> <th>Line</th> <th>Level</th> <th>Factor</th> <th>Loss Factor</th> <th></th> <th></th> <th></th> </tr> <tr> <th>MHz</th> <th>dBuV/m</th> <th>dBuV/m</th> <th>dBuV</th> <th>dB/m</th> <th>dB</th> <th>dB</th> <th>cm</th> <th>deg</th> </tr> </thead> <tbody> <tr> <td>1</td> <td>5320.00</td> <td>99.44</td> <td>-----</td> <td>-----</td> <td>85.62</td> <td>34.84</td> <td>10.97</td> <td>31.99</td> <td>391</td> <td>201 PEAK</td> </tr> </tbody> </table>	Limit	Margin	Read	Ant	Cable	Preamp	APos	TPos	Remark	Freq	Level	Line	Level	Factor	Loss Factor				MHz	dBuV/m	dBuV/m	dBuV	dB/m	dB	dB	cm	deg	1	5320.00	99.44	-----	-----	85.62	34.84	10.97	31.99	391	201 PEAK
	Limit	Margin	Read	Ant	Cable	Preamp	APos	TPos	Remark																																																																					
Freq	Level	Line	Level	Factor	Loss Factor																																																																									
MHz	dBuV/m	dBuV/m	dBuV	dB/m	dB	dB	cm	deg																																																																						
1	5383.08	52.73	74.00	-21.27	39.06	34.82	10.92	32.07	391	201 PEAK																																																																				
Limit	Margin	Read	Ant	Cable	Preamp	APos	TPos	Remark																																																																						
Freq	Level	Line	Level	Factor	Loss Factor																																																																									
MHz	dBuV/m	dBuV/m	dBuV	dB/m	dB	dB	cm	deg																																																																						
1	5320.00	99.44	-----	-----	85.62	34.84	10.97	31.99	391	201 PEAK																																																																				
Avg	 <p style="text-align: right;">Date: 2023-12-07</p> <table border="1"> <thead> <tr> <th>Limit</th> <th>Margin</th> <th>Read</th> <th>Ant</th> <th>Cable</th> <th>Preamp</th> <th>APos</th> <th>TPos</th> <th>Remark</th> </tr> <tr> <th>Freq</th> <th>Level</th> <th>Line</th> <th>Level</th> <th>Factor</th> <th>Loss Factor</th> <th></th> <th></th> <th></th> </tr> <tr> <th>MHz</th> <th>dBuV/m</th> <th>dBuV/m</th> <th>dBuV</th> <th>dB/m</th> <th>dB</th> <th>dB</th> <th>cm</th> <th>deg</th> </tr> </thead> <tbody> <tr> <td>1</td> <td>5354.09</td> <td>41.97</td> <td>54.00</td> <td>-12.03</td> <td>28.23</td> <td>34.83</td> <td>10.94</td> <td>32.03</td> <td>391</td> <td>201 AVERAGE</td> </tr> </tbody> </table>	Limit	Margin	Read	Ant	Cable	Preamp	APos	TPos	Remark	Freq	Level	Line	Level	Factor	Loss Factor				MHz	dBuV/m	dBuV/m	dBuV	dB/m	dB	dB	cm	deg	1	5354.09	41.97	54.00	-12.03	28.23	34.83	10.94	32.03	391	201 AVERAGE	 <p style="text-align: right;">Date: 2023-12-07</p> <table border="1"> <thead> <tr> <th>Limit</th> <th>Margin</th> <th>Read</th> <th>Ant</th> <th>Cable</th> <th>Preamp</th> <th>APos</th> <th>TPos</th> <th>Remark</th> </tr> <tr> <th>Freq</th> <th>Level</th> <th>Line</th> <th>Level</th> <th>Factor</th> <th>Loss Factor</th> <th></th> <th></th> <th></th> </tr> <tr> <th>MHz</th> <th>dBuV/m</th> <th>dBuV/m</th> <th>dBuV</th> <th>dB/m</th> <th>dB</th> <th>dB</th> <th>cm</th> <th>deg</th> </tr> </thead> <tbody> <tr> <td>1</td> <td>5320.00</td> <td>93.16</td> <td>-----</td> <td>-----</td> <td>79.34</td> <td>34.84</td> <td>10.97</td> <td>31.99</td> <td>391</td> <td>201 AVERAGE</td> </tr> </tbody> </table>	Limit	Margin	Read	Ant	Cable	Preamp	APos	TPos	Remark	Freq	Level	Line	Level	Factor	Loss Factor				MHz	dBuV/m	dBuV/m	dBuV	dB/m	dB	dB	cm	deg	1	5320.00	93.16	-----	-----	79.34	34.84	10.97	31.99	391	201 AVERAGE
Limit	Margin	Read	Ant	Cable	Preamp	APos	TPos	Remark																																																																						
Freq	Level	Line	Level	Factor	Loss Factor																																																																									
MHz	dBuV/m	dBuV/m	dBuV	dB/m	dB	dB	cm	deg																																																																						
1	5354.09	41.97	54.00	-12.03	28.23	34.83	10.94	32.03	391	201 AVERAGE																																																																				
Limit	Margin	Read	Ant	Cable	Preamp	APos	TPos	Remark																																																																						
Freq	Level	Line	Level	Factor	Loss Factor																																																																									
MHz	dBuV/m	dBuV/m	dBuV	dB/m	dB	dB	cm	deg																																																																						
1	5320.00	93.16	-----	-----	79.34	34.84	10.97	31.99	391	201 AVERAGE																																																																				

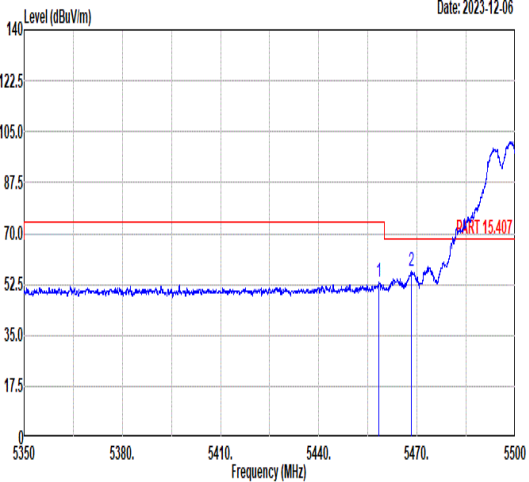
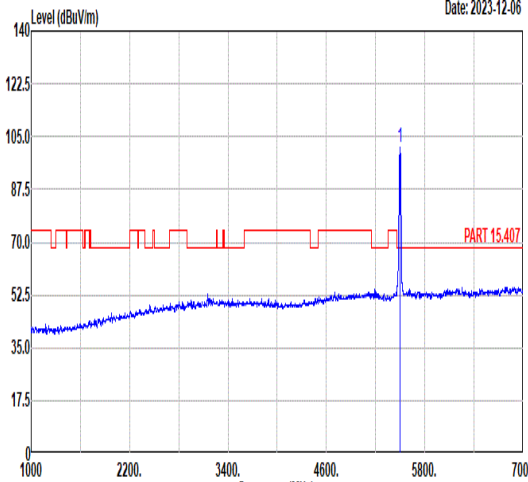
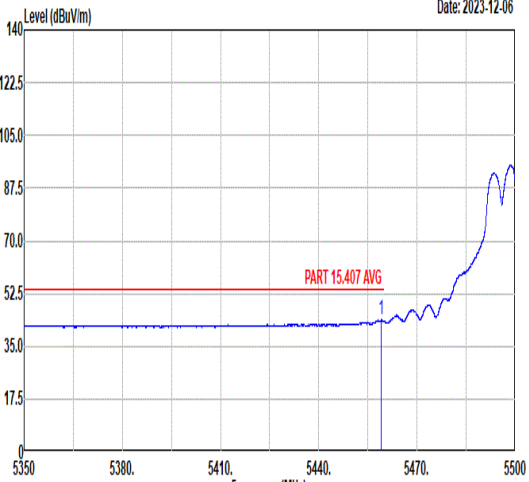
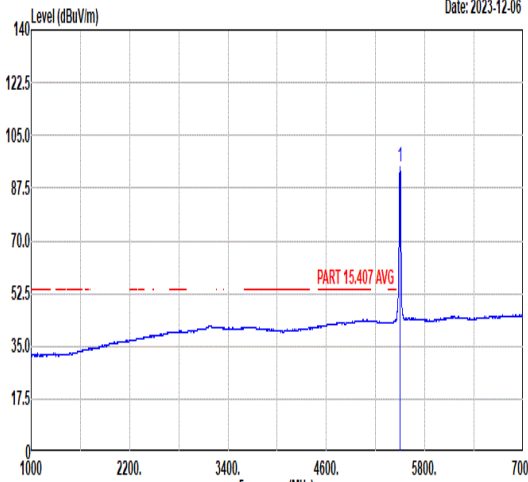


Mode	6																																																																																																	
	Harmonic																																																																																																	
	U-NII-2A_5.25-5.35_802.11a_CH64_5320MHz																																																																																																	
ANT	8+6																																																																																																	
Pol.	Horizontal	Vertical																																																																																																
Peak Avg	<table border="1"> <thead> <tr> <th>Limit</th> <th>Read</th> <th>Ant</th> <th>Cable</th> <th>Preamp</th> <th>APos</th> <th>TPos</th> <th>Remark</th> </tr> <tr> <th>Freq</th> <th>Level</th> <th>Line Margin</th> <th>Level</th> <th>Factor</th> <th>Loss Factor</th> <th></th> <th></th> </tr> <tr> <th>MHz</th> <th>dBuV/m</th> <th>dBuV/m</th> <th>dB</th> <th>dBuV</th> <th>dB/m</th> <th>dB</th> <th>dB</th> </tr> </thead> <tbody> <tr> <td>1</td> <td>10640.00</td> <td>47.08</td> <td>74.00</td> <td>-26.92</td> <td>44.09</td> <td>39.47</td> <td>14.32</td> <td>50.80</td> <td>--</td> <td>--</td> <td>Peak</td> </tr> <tr> <td>2</td> <td>15960.00</td> <td>47.03</td> <td>74.00</td> <td>-26.97</td> <td>39.53</td> <td>42.08</td> <td>17.19</td> <td>51.77</td> <td>--</td> <td>--</td> <td>Peak</td> </tr> </tbody> </table>	Limit	Read	Ant	Cable	Preamp	APos	TPos	Remark	Freq	Level	Line Margin	Level	Factor	Loss Factor			MHz	dBuV/m	dBuV/m	dB	dBuV	dB/m	dB	dB	1	10640.00	47.08	74.00	-26.92	44.09	39.47	14.32	50.80	--	--	Peak	2	15960.00	47.03	74.00	-26.97	39.53	42.08	17.19	51.77	--	--	Peak	<table border="1"> <thead> <tr> <th>Limit</th> <th>Read</th> <th>Ant</th> <th>Cable</th> <th>Preamp</th> <th>APos</th> <th>TPos</th> <th>Remark</th> </tr> <tr> <th>Freq</th> <th>Level</th> <th>Line Margin</th> <th>Level</th> <th>Factor</th> <th>Loss Factor</th> <th></th> <th></th> </tr> <tr> <th>MHz</th> <th>dBuV/m</th> <th>dBuV/m</th> <th>dB</th> <th>dBuV</th> <th>dB/m</th> <th>dB</th> <th>dB</th> </tr> </thead> <tbody> <tr> <td>1</td> <td>10640.00</td> <td>47.63</td> <td>74.00</td> <td>-26.37</td> <td>44.64</td> <td>39.47</td> <td>14.32</td> <td>50.80</td> <td>--</td> <td>--</td> <td>Peak</td> </tr> <tr> <td>2</td> <td>15960.00</td> <td>47.53</td> <td>74.00</td> <td>-26.47</td> <td>40.03</td> <td>42.08</td> <td>17.19</td> <td>51.77</td> <td>--</td> <td>--</td> <td>Peak</td> </tr> </tbody> </table>	Limit	Read	Ant	Cable	Preamp	APos	TPos	Remark	Freq	Level	Line Margin	Level	Factor	Loss Factor			MHz	dBuV/m	dBuV/m	dB	dBuV	dB/m	dB	dB	1	10640.00	47.63	74.00	-26.37	44.64	39.47	14.32	50.80	--	--	Peak	2	15960.00	47.53	74.00	-26.47	40.03	42.08	17.19	51.77	--	--	Peak
	Limit	Read	Ant	Cable	Preamp	APos	TPos	Remark																																																																																										
Freq	Level	Line Margin	Level	Factor	Loss Factor																																																																																													
MHz	dBuV/m	dBuV/m	dB	dBuV	dB/m	dB	dB																																																																																											
1	10640.00	47.08	74.00	-26.92	44.09	39.47	14.32	50.80	--	--	Peak																																																																																							
2	15960.00	47.03	74.00	-26.97	39.53	42.08	17.19	51.77	--	--	Peak																																																																																							
Limit	Read	Ant	Cable	Preamp	APos	TPos	Remark																																																																																											
Freq	Level	Line Margin	Level	Factor	Loss Factor																																																																																													
MHz	dBuV/m	dBuV/m	dB	dBuV	dB/m	dB	dB																																																																																											
1	10640.00	47.63	74.00	-26.37	44.64	39.47	14.32	50.80	--	--	Peak																																																																																							
2	15960.00	47.53	74.00	-26.47	40.03	42.08	17.19	51.77	--	--	Peak																																																																																							



Mode	7																																																									
	Band Edge																																																									
	U-NII-2C_5.47-5.725_802.11a_CH100_5500MHz																																																									
ANT	8+6																																																									
Pol.	Horizontal	Fundamental																																																								
Peak	<table border="1"> <thead> <tr> <th>Limit Margin</th> <th>Read</th> <th>Ant</th> <th>Cable</th> <th>Preamp</th> <th>APos</th> <th>TPos</th> <th>Remark</th> </tr> <tr> <th>Freq Level Line (dB)</th> <th>Level Factor</th> <th>Loss Factor</th> <th></th> <th></th> <th>cm</th> <th>deg</th> <th></th> </tr> </thead> <tbody> <tr> <td>1 5436.18 52.94 74.00 -21.06</td> <td>39.25</td> <td>34.81</td> <td>11.02</td> <td>32.14</td> <td>100</td> <td>120</td> <td>PEAK</td> </tr> <tr> <td>2 5468.73 56.95 68.30 -11.35</td> <td>43.16</td> <td>34.81</td> <td>11.16</td> <td>32.18</td> <td>100</td> <td>120</td> <td>PEAK</td> </tr> </tbody> </table>	Limit Margin	Read	Ant	Cable	Preamp	APos	TPos	Remark	Freq Level Line (dB)	Level Factor	Loss Factor			cm	deg		1 5436.18 52.94 74.00 -21.06	39.25	34.81	11.02	32.14	100	120	PEAK	2 5468.73 56.95 68.30 -11.35	43.16	34.81	11.16	32.18	100	120	PEAK	<table border="1"> <thead> <tr> <th>Limit Margin</th> <th>Read</th> <th>Ant</th> <th>Cable</th> <th>Preamp</th> <th>APos</th> <th>TPos</th> <th>Remark</th> </tr> <tr> <th>Freq Level Line (dB)</th> <th>Level Factor</th> <th>Loss Factor</th> <th></th> <th></th> <th>cm</th> <th>deg</th> <th></th> </tr> </thead> <tbody> <tr> <td>1 5500.00 101.33</td> <td>87.47</td> <td>34.80</td> <td>11.27</td> <td>32.21</td> <td>100</td> <td>120</td> <td>PEAK</td> </tr> </tbody> </table>	Limit Margin	Read	Ant	Cable	Preamp	APos	TPos	Remark	Freq Level Line (dB)	Level Factor	Loss Factor			cm	deg		1 5500.00 101.33	87.47	34.80	11.27	32.21	100	120	PEAK
	Limit Margin	Read	Ant	Cable	Preamp	APos	TPos	Remark																																																		
Freq Level Line (dB)	Level Factor	Loss Factor			cm	deg																																																				
1 5436.18 52.94 74.00 -21.06	39.25	34.81	11.02	32.14	100	120	PEAK																																																			
2 5468.73 56.95 68.30 -11.35	43.16	34.81	11.16	32.18	100	120	PEAK																																																			
Limit Margin	Read	Ant	Cable	Preamp	APos	TPos	Remark																																																			
Freq Level Line (dB)	Level Factor	Loss Factor			cm	deg																																																				
1 5500.00 101.33	87.47	34.80	11.27	32.21	100	120	PEAK																																																			
Avg	<table border="1"> <thead> <tr> <th>Limit Margin</th> <th>Read</th> <th>Ant</th> <th>Cable</th> <th>Preamp</th> <th>APos</th> <th>TPos</th> <th>Remark</th> </tr> <tr> <th>Freq Level Line (dB)</th> <th>Level Factor</th> <th>Loss Factor</th> <th></th> <th></th> <th>cm</th> <th>deg</th> <th></th> </tr> </thead> <tbody> <tr> <td>1 5459.89 43.26 54.00 -10.74</td> <td>29.50</td> <td>34.81</td> <td>11.12</td> <td>32.17</td> <td>100</td> <td>120</td> <td>AVERAGE</td> </tr> </tbody> </table>	Limit Margin	Read	Ant	Cable	Preamp	APos	TPos	Remark	Freq Level Line (dB)	Level Factor	Loss Factor			cm	deg		1 5459.89 43.26 54.00 -10.74	29.50	34.81	11.12	32.17	100	120	AVERAGE	<table border="1"> <thead> <tr> <th>Limit Margin</th> <th>Read</th> <th>Ant</th> <th>Cable</th> <th>Preamp</th> <th>APos</th> <th>TPos</th> <th>Remark</th> </tr> <tr> <th>Freq Level Line (dB)</th> <th>Level Factor</th> <th>Loss Factor</th> <th></th> <th></th> <th>cm</th> <th>deg</th> <th></th> </tr> </thead> <tbody> <tr> <td>1 5500.00 94.67</td> <td>80.81</td> <td>34.80</td> <td>11.27</td> <td>32.21</td> <td>100</td> <td>120</td> <td>AVERAGE</td> </tr> </tbody> </table>	Limit Margin	Read	Ant	Cable	Preamp	APos	TPos	Remark	Freq Level Line (dB)	Level Factor	Loss Factor			cm	deg		1 5500.00 94.67	80.81	34.80	11.27	32.21	100	120	AVERAGE								
Limit Margin	Read	Ant	Cable	Preamp	APos	TPos	Remark																																																			
Freq Level Line (dB)	Level Factor	Loss Factor			cm	deg																																																				
1 5459.89 43.26 54.00 -10.74	29.50	34.81	11.12	32.17	100	120	AVERAGE																																																			
Limit Margin	Read	Ant	Cable	Preamp	APos	TPos	Remark																																																			
Freq Level Line (dB)	Level Factor	Loss Factor			cm	deg																																																				
1 5500.00 94.67	80.81	34.80	11.27	32.21	100	120	AVERAGE																																																			



Mode	7																																																																																											
	Band Edge																																																																																											
	U-NII-2C_5.47-5.725_802.11a_CH100_5500MHz																																																																																											
ANT	8+6																																																																																											
Pol.	Vertical	Fundamental																																																																																										
Peak	 <p style="text-align: right;">Date: 2023-12-06</p> <table border="1"> <thead> <tr> <th>Limit</th> <th>Margin</th> <th>Read</th> <th>Ant</th> <th>Cable</th> <th>Preamp</th> <th>APos</th> <th>TPos</th> <th>Remark</th> </tr> <tr> <th>Freq</th> <th>Level</th> <th>Line</th> <th>(dB)</th> <th>Level</th> <th>Factor</th> <th>Loss</th> <th>Factor</th> <th></th> </tr> <tr> <th>MHz</th> <th>dBuV/m</th> <th>dBuV/m</th> <th>dBuV</th> <th>dB/m</th> <th>dB</th> <th>dB</th> <th>cm</th> <th>deg</th> </tr> </thead> <tbody> <tr> <td>1</td> <td>5458.39</td> <td>53.20</td> <td>74.00</td> <td>-20.80</td> <td>39.44</td> <td>34.81</td> <td>11.11</td> <td>32.16</td> <td>350</td> <td>282</td> <td>PEAK</td> </tr> <tr> <td>2</td> <td>5468.28</td> <td>56.83</td> <td>68.30</td> <td>-11.47</td> <td>43.05</td> <td>34.81</td> <td>11.15</td> <td>32.18</td> <td>350</td> <td>282</td> <td>PEAK</td> </tr> </tbody> </table>	Limit	Margin	Read	Ant	Cable	Preamp	APos	TPos	Remark	Freq	Level	Line	(dB)	Level	Factor	Loss	Factor		MHz	dBuV/m	dBuV/m	dBuV	dB/m	dB	dB	cm	deg	1	5458.39	53.20	74.00	-20.80	39.44	34.81	11.11	32.16	350	282	PEAK	2	5468.28	56.83	68.30	-11.47	43.05	34.81	11.15	32.18	350	282	PEAK	 <p style="text-align: right;">Date: 2023-12-06</p> <table border="1"> <thead> <tr> <th>Limit</th> <th>Margin</th> <th>Read</th> <th>Ant</th> <th>Cable</th> <th>Preamp</th> <th>APos</th> <th>TPos</th> <th>Remark</th> </tr> <tr> <th>Freq</th> <th>Level</th> <th>Line</th> <th>(dB)</th> <th>Level</th> <th>Factor</th> <th>Loss</th> <th>Factor</th> <th></th> </tr> <tr> <th>MHz</th> <th>dBuV/m</th> <th>dBuV/m</th> <th>dBuV</th> <th>dB/m</th> <th>dB</th> <th>dB</th> <th>cm</th> <th>deg</th> </tr> </thead> <tbody> <tr> <td>1</td> <td>5500.00</td> <td>101.39</td> <td>-----</td> <td>-----</td> <td>87.53</td> <td>34.80</td> <td>11.27</td> <td>32.21</td> <td>350</td> <td>282</td> <td>PEAK</td> </tr> </tbody> </table>	Limit	Margin	Read	Ant	Cable	Preamp	APos	TPos	Remark	Freq	Level	Line	(dB)	Level	Factor	Loss	Factor		MHz	dBuV/m	dBuV/m	dBuV	dB/m	dB	dB	cm	deg	1	5500.00	101.39	-----	-----	87.53	34.80	11.27	32.21	350	282	PEAK
	Limit	Margin	Read	Ant	Cable	Preamp	APos	TPos	Remark																																																																																			
Freq	Level	Line	(dB)	Level	Factor	Loss	Factor																																																																																					
MHz	dBuV/m	dBuV/m	dBuV	dB/m	dB	dB	cm	deg																																																																																				
1	5458.39	53.20	74.00	-20.80	39.44	34.81	11.11	32.16	350	282	PEAK																																																																																	
2	5468.28	56.83	68.30	-11.47	43.05	34.81	11.15	32.18	350	282	PEAK																																																																																	
Limit	Margin	Read	Ant	Cable	Preamp	APos	TPos	Remark																																																																																				
Freq	Level	Line	(dB)	Level	Factor	Loss	Factor																																																																																					
MHz	dBuV/m	dBuV/m	dBuV	dB/m	dB	dB	cm	deg																																																																																				
1	5500.00	101.39	-----	-----	87.53	34.80	11.27	32.21	350	282	PEAK																																																																																	
Avg	 <p style="text-align: right;">Date: 2023-12-06</p> <table border="1"> <thead> <tr> <th>Limit</th> <th>Margin</th> <th>Read</th> <th>Ant</th> <th>Cable</th> <th>Preamp</th> <th>APos</th> <th>TPos</th> <th>Remark</th> </tr> <tr> <th>Freq</th> <th>Level</th> <th>Line</th> <th>(dB)</th> <th>Level</th> <th>Factor</th> <th>Loss</th> <th>Factor</th> <th></th> </tr> <tr> <th>MHz</th> <th>dBuV/m</th> <th>dBuV/m</th> <th>dBuV</th> <th>dB/m</th> <th>dB</th> <th>dB</th> <th>cm</th> <th>deg</th> </tr> </thead> <tbody> <tr> <td>1</td> <td>5459.13</td> <td>43.66</td> <td>54.00</td> <td>-10.34</td> <td>29.89</td> <td>34.81</td> <td>11.12</td> <td>32.16</td> <td>350</td> <td>282</td> <td>AVERAGE</td> </tr> </tbody> </table>	Limit	Margin	Read	Ant	Cable	Preamp	APos	TPos	Remark	Freq	Level	Line	(dB)	Level	Factor	Loss	Factor		MHz	dBuV/m	dBuV/m	dBuV	dB/m	dB	dB	cm	deg	1	5459.13	43.66	54.00	-10.34	29.89	34.81	11.12	32.16	350	282	AVERAGE	 <p style="text-align: right;">Date: 2023-12-06</p> <table border="1"> <thead> <tr> <th>Limit</th> <th>Margin</th> <th>Read</th> <th>Ant</th> <th>Cable</th> <th>Preamp</th> <th>APos</th> <th>TPos</th> <th>Remark</th> </tr> <tr> <th>Freq</th> <th>Level</th> <th>Line</th> <th>(dB)</th> <th>Level</th> <th>Factor</th> <th>Loss</th> <th>Factor</th> <th></th> </tr> <tr> <th>MHz</th> <th>dBuV/m</th> <th>dBuV/m</th> <th>dBuV</th> <th>dB/m</th> <th>dB</th> <th>dB</th> <th>cm</th> <th>deg</th> </tr> </thead> <tbody> <tr> <td>1</td> <td>5500.00</td> <td>94.62</td> <td>-----</td> <td>-----</td> <td>80.76</td> <td>34.80</td> <td>11.27</td> <td>32.21</td> <td>350</td> <td>282</td> <td>AVERAGE</td> </tr> </tbody> </table>	Limit	Margin	Read	Ant	Cable	Preamp	APos	TPos	Remark	Freq	Level	Line	(dB)	Level	Factor	Loss	Factor		MHz	dBuV/m	dBuV/m	dBuV	dB/m	dB	dB	cm	deg	1	5500.00	94.62	-----	-----	80.76	34.80	11.27	32.21	350	282	AVERAGE												
Limit	Margin	Read	Ant	Cable	Preamp	APos	TPos	Remark																																																																																				
Freq	Level	Line	(dB)	Level	Factor	Loss	Factor																																																																																					
MHz	dBuV/m	dBuV/m	dBuV	dB/m	dB	dB	cm	deg																																																																																				
1	5459.13	43.66	54.00	-10.34	29.89	34.81	11.12	32.16	350	282	AVERAGE																																																																																	
Limit	Margin	Read	Ant	Cable	Preamp	APos	TPos	Remark																																																																																				
Freq	Level	Line	(dB)	Level	Factor	Loss	Factor																																																																																					
MHz	dBuV/m	dBuV/m	dBuV	dB/m	dB	dB	cm	deg																																																																																				
1	5500.00	94.62	-----	-----	80.76	34.80	11.27	32.21	350	282	AVERAGE																																																																																	



Mode	7																																																																																																	
	Harmonic																																																																																																	
	U-NII-2C_5.47-5.725_802.11a_CH100_5500MHz																																																																																																	
ANT	8+6																																																																																																	
Pol.	Horizontal	Vertical																																																																																																
Peak Avg	<table border="1"> <thead> <tr> <th>Limit</th> <th>Read</th> <th>Ant</th> <th>Cable</th> <th>Preamp</th> <th>Apos</th> <th>TPos</th> <th>Remark</th> </tr> <tr> <th>Freq</th> <th>Level</th> <th>Line Margin</th> <th>Level</th> <th>Factor</th> <th>Loss Factor</th> <th></th> <th></th> </tr> <tr> <th>MHz</th> <th>dBuV/m</th> <th>dBuV/m</th> <th>dB</th> <th>dBuV</th> <th>dB/m</th> <th>dB</th> <th>dB</th> </tr> </thead> <tbody> <tr> <td>1</td> <td>11000.00</td> <td>47.14</td> <td>74.00</td> <td>-26.86</td> <td>44.00</td> <td>39.40</td> <td>14.54</td> <td>50.80</td> <td>--</td> <td>--</td> <td>Peak</td> </tr> <tr> <td>2</td> <td>16500.00</td> <td>49.85</td> <td>68.30</td> <td>-18.45</td> <td>41.89</td> <td>42.40</td> <td>17.36</td> <td>51.80</td> <td>--</td> <td>--</td> <td>Peak</td> </tr> </tbody> </table>	Limit	Read	Ant	Cable	Preamp	Apos	TPos	Remark	Freq	Level	Line Margin	Level	Factor	Loss Factor			MHz	dBuV/m	dBuV/m	dB	dBuV	dB/m	dB	dB	1	11000.00	47.14	74.00	-26.86	44.00	39.40	14.54	50.80	--	--	Peak	2	16500.00	49.85	68.30	-18.45	41.89	42.40	17.36	51.80	--	--	Peak	<table border="1"> <thead> <tr> <th>Limit</th> <th>Read</th> <th>Ant</th> <th>Cable</th> <th>Preamp</th> <th>Apos</th> <th>TPos</th> <th>Remark</th> </tr> <tr> <th>Freq</th> <th>Level</th> <th>Line Margin</th> <th>Level</th> <th>Factor</th> <th>Loss Factor</th> <th></th> <th></th> </tr> <tr> <th>MHz</th> <th>dBuV/m</th> <th>dBuV/m</th> <th>dB</th> <th>dBuV</th> <th>dB/m</th> <th>dB</th> <th>dB</th> </tr> </thead> <tbody> <tr> <td>1</td> <td>11000.00</td> <td>47.53</td> <td>74.00</td> <td>-26.47</td> <td>44.39</td> <td>39.40</td> <td>14.54</td> <td>50.80</td> <td>--</td> <td>--</td> <td>Peak</td> </tr> <tr> <td>2</td> <td>16500.00</td> <td>49.36</td> <td>68.30</td> <td>-18.94</td> <td>41.40</td> <td>42.40</td> <td>17.36</td> <td>51.80</td> <td>--</td> <td>--</td> <td>Peak</td> </tr> </tbody> </table>	Limit	Read	Ant	Cable	Preamp	Apos	TPos	Remark	Freq	Level	Line Margin	Level	Factor	Loss Factor			MHz	dBuV/m	dBuV/m	dB	dBuV	dB/m	dB	dB	1	11000.00	47.53	74.00	-26.47	44.39	39.40	14.54	50.80	--	--	Peak	2	16500.00	49.36	68.30	-18.94	41.40	42.40	17.36	51.80	--	--	Peak
	Limit	Read	Ant	Cable	Preamp	Apos	TPos	Remark																																																																																										
Freq	Level	Line Margin	Level	Factor	Loss Factor																																																																																													
MHz	dBuV/m	dBuV/m	dB	dBuV	dB/m	dB	dB																																																																																											
1	11000.00	47.14	74.00	-26.86	44.00	39.40	14.54	50.80	--	--	Peak																																																																																							
2	16500.00	49.85	68.30	-18.45	41.89	42.40	17.36	51.80	--	--	Peak																																																																																							
Limit	Read	Ant	Cable	Preamp	Apos	TPos	Remark																																																																																											
Freq	Level	Line Margin	Level	Factor	Loss Factor																																																																																													
MHz	dBuV/m	dBuV/m	dB	dBuV	dB/m	dB	dB																																																																																											
1	11000.00	47.53	74.00	-26.47	44.39	39.40	14.54	50.80	--	--	Peak																																																																																							
2	16500.00	49.36	68.30	-18.94	41.40	42.40	17.36	51.80	--	--	Peak																																																																																							



Mode	8																																																																																																
	Harmonic																																																																																																
	U-NII-2C_5.47-5.725_802.11a_CH116_5580MHz																																																																																																
ANT	8+6																																																																																																
Pol.	Horizontal	Vertical																																																																																															
Peak Avg	<p>Date: 2023-12-07</p>	<p>Date: 2023-12-07</p>																																																																																															
	<table border="1"> <thead> <tr> <th>Limit</th> <th>Read</th> <th>Ant</th> <th>Cable</th> <th>Preamp</th> <th>Apos</th> <th>TPos</th> <th>Remark</th> </tr> <tr> <th>Freq</th> <th>Level</th> <th>Line Margin</th> <th>Level</th> <th>Factor</th> <th>Loss Factor</th> <th></th> <th></th> </tr> <tr> <th>MHz</th> <th>dBuV/m</th> <th>dBuV/m</th> <th>dB</th> <th>dBuV</th> <th>dB/m</th> <th>dB</th> <th>dB</th> </tr> </thead> <tbody> <tr> <td>1</td> <td>11160.00</td> <td>47.29</td> <td>74.00</td> <td>-26.71</td> <td>43.89</td> <td>39.53</td> <td>14.64</td> <td>50.77</td> <td>--</td> <td>--</td> <td>Peak</td> </tr> <tr> <td>2</td> <td>16740.00</td> <td>50.33</td> <td>68.30</td> <td>-17.97</td> <td>42.20</td> <td>42.45</td> <td>17.43</td> <td>51.75</td> <td>--</td> <td>--</td> <td>Peak</td> </tr> </tbody> </table>	Limit	Read	Ant	Cable	Preamp	Apos	TPos	Remark	Freq	Level	Line Margin	Level	Factor	Loss Factor			MHz	dBuV/m	dBuV/m	dB	dBuV	dB/m	dB	dB	1	11160.00	47.29	74.00	-26.71	43.89	39.53	14.64	50.77	--	--	Peak	2	16740.00	50.33	68.30	-17.97	42.20	42.45	17.43	51.75	--	--	Peak	<table border="1"> <thead> <tr> <th>Limit</th> <th>Read</th> <th>Ant</th> <th>Cable</th> <th>Preamp</th> <th>Apos</th> <th>TPos</th> <th>Remark</th> </tr> <tr> <th>Freq</th> <th>Level</th> <th>Line Margin</th> <th>Level</th> <th>Factor</th> <th>Loss Factor</th> <th></th> <th></th> </tr> <tr> <th>MHz</th> <th>dBuV/m</th> <th>dBuV/m</th> <th>dB</th> <th>dBuV</th> <th>dB/m</th> <th>dB</th> <th>dB</th> </tr> </thead> <tbody> <tr> <td>1</td> <td>11160.00</td> <td>47.98</td> <td>74.00</td> <td>-26.02</td> <td>44.58</td> <td>39.53</td> <td>14.64</td> <td>50.77</td> <td>--</td> <td>--</td> <td>Peak</td> </tr> <tr> <td>2</td> <td>16740.00</td> <td>49.70</td> <td>68.30</td> <td>-18.60</td> <td>41.57</td> <td>42.45</td> <td>17.43</td> <td>51.75</td> <td>--</td> <td>--</td> <td>Peak</td> </tr> </tbody> </table>	Limit	Read	Ant	Cable	Preamp	Apos	TPos	Remark	Freq	Level	Line Margin	Level	Factor	Loss Factor			MHz	dBuV/m	dBuV/m	dB	dBuV	dB/m	dB	dB	1	11160.00	47.98	74.00	-26.02	44.58	39.53	14.64	50.77	--	--	Peak	2	16740.00	49.70	68.30	-18.60	41.57	42.45	17.43	51.75	--	--
Limit	Read	Ant	Cable	Preamp	Apos	TPos	Remark																																																																																										
Freq	Level	Line Margin	Level	Factor	Loss Factor																																																																																												
MHz	dBuV/m	dBuV/m	dB	dBuV	dB/m	dB	dB																																																																																										
1	11160.00	47.29	74.00	-26.71	43.89	39.53	14.64	50.77	--	--	Peak																																																																																						
2	16740.00	50.33	68.30	-17.97	42.20	42.45	17.43	51.75	--	--	Peak																																																																																						
Limit	Read	Ant	Cable	Preamp	Apos	TPos	Remark																																																																																										
Freq	Level	Line Margin	Level	Factor	Loss Factor																																																																																												
MHz	dBuV/m	dBuV/m	dB	dBuV	dB/m	dB	dB																																																																																										
1	11160.00	47.98	74.00	-26.02	44.58	39.53	14.64	50.77	--	--	Peak																																																																																						
2	16740.00	49.70	68.30	-18.60	41.57	42.45	17.43	51.75	--	--	Peak																																																																																						



Mode	9																																																																									
	Band Edge																																																																									
	U-NII-2C_5.47-5.725_802.11a_CH140_5700MHz																																																																									
ANT	8+6																																																																									
Pol.	Horizontal	Fundamental																																																																								
Peak	<table border="1"> <thead> <tr> <th>Limit</th> <th>Read</th> <th>Ant</th> <th>Cable</th> <th>Preamp</th> <th>APos</th> <th>TPos</th> <th>Remark</th> </tr> <tr> <th>Freq</th> <th>Level</th> <th>Line Margin</th> <th>Level Factor</th> <th>Loss Factor</th> <th></th> <th></th> <th></th> </tr> <tr> <th>MHz</th> <th>dBuV/m</th> <th>dBuV/m</th> <th>dB</th> <th>dBuV</th> <th>dB/m</th> <th>dB</th> <th>cm</th> </tr> </thead> <tbody> <tr> <td>1</td> <td>5726.69</td> <td>60.12</td> <td>68.30</td> <td>-8.18</td> <td>45.74</td> <td>35.12</td> <td>11.65</td> <td>32.39</td> <td>100</td> <td>296</td> <td>PEAK</td> </tr> </tbody> </table>	Limit	Read	Ant	Cable	Preamp	APos	TPos	Remark	Freq	Level	Line Margin	Level Factor	Loss Factor				MHz	dBuV/m	dBuV/m	dB	dBuV	dB/m	dB	cm	1	5726.69	60.12	68.30	-8.18	45.74	35.12	11.65	32.39	100	296	PEAK	<table border="1"> <thead> <tr> <th>Limit</th> <th>Read</th> <th>Ant</th> <th>Cable</th> <th>Preamp</th> <th>APos</th> <th>TPos</th> <th>Remark</th> </tr> <tr> <th>Freq</th> <th>Level</th> <th>Line Margin</th> <th>Level Factor</th> <th>Loss Factor</th> <th></th> <th></th> <th></th> </tr> <tr> <th>MHz</th> <th>dBuV/m</th> <th>dBuV/m</th> <th>dB</th> <th>dBuV</th> <th>dB/m</th> <th>dB</th> <th>cm</th> </tr> </thead> <tbody> <tr> <td>1</td> <td>5700.00</td> <td>106.40</td> <td>-----</td> <td>-----</td> <td>92.03</td> <td>35.08</td> <td>11.66</td> <td>32.37</td> <td>100</td> <td>296</td> <td>PEAK</td> </tr> </tbody> </table>	Limit	Read	Ant	Cable	Preamp	APos	TPos	Remark	Freq	Level	Line Margin	Level Factor	Loss Factor				MHz	dBuV/m	dBuV/m	dB	dBuV	dB/m	dB	cm	1	5700.00	106.40	-----	-----	92.03	35.08	11.66	32.37	100	296	PEAK
	Limit	Read	Ant	Cable	Preamp	APos	TPos	Remark																																																																		
Freq	Level	Line Margin	Level Factor	Loss Factor																																																																						
MHz	dBuV/m	dBuV/m	dB	dBuV	dB/m	dB	cm																																																																			
1	5726.69	60.12	68.30	-8.18	45.74	35.12	11.65	32.39	100	296	PEAK																																																															
Limit	Read	Ant	Cable	Preamp	APos	TPos	Remark																																																																			
Freq	Level	Line Margin	Level Factor	Loss Factor																																																																						
MHz	dBuV/m	dBuV/m	dB	dBuV	dB/m	dB	cm																																																																			
1	5700.00	106.40	-----	-----	92.03	35.08	11.66	32.37	100	296	PEAK																																																															
Avg	Blank	<table border="1"> <thead> <tr> <th>Limit</th> <th>Read</th> <th>Ant</th> <th>Cable</th> <th>Preamp</th> <th>APos</th> <th>TPos</th> <th>Remark</th> </tr> <tr> <th>Freq</th> <th>Level</th> <th>Line Margin</th> <th>Level Factor</th> <th>Loss Factor</th> <th></th> <th></th> <th></th> </tr> <tr> <th>MHz</th> <th>dBuV/m</th> <th>dBuV/m</th> <th>dB</th> <th>dBuV</th> <th>dB/m</th> <th>dB</th> <th>cm</th> </tr> </thead> <tbody> <tr> <td>1</td> <td>5700.00</td> <td>99.81</td> <td>-----</td> <td>-----</td> <td>85.44</td> <td>35.08</td> <td>11.66</td> <td>32.37</td> <td>100</td> <td>296</td> <td>AVERAGE</td> </tr> </tbody> </table>	Limit	Read	Ant	Cable	Preamp	APos	TPos	Remark	Freq	Level	Line Margin	Level Factor	Loss Factor				MHz	dBuV/m	dBuV/m	dB	dBuV	dB/m	dB	cm	1	5700.00	99.81	-----	-----	85.44	35.08	11.66	32.37	100	296	AVERAGE																																				
Limit	Read	Ant	Cable	Preamp	APos	TPos	Remark																																																																			
Freq	Level	Line Margin	Level Factor	Loss Factor																																																																						
MHz	dBuV/m	dBuV/m	dB	dBuV	dB/m	dB	cm																																																																			
1	5700.00	99.81	-----	-----	85.44	35.08	11.66	32.37	100	296	AVERAGE																																																															



		9																																																																								
Mode		Band Edge																																																																								
		U-NII-2C_5.47-5.725_802.11a_CH140_5700MHz																																																																								
ANT		8+6																																																																								
Pol.	Vertical	Fundamental																																																																								
Peak	<p style="text-align: right;">Date: 2023-12-13</p>	<p style="text-align: right;">Date: 2023-12-13</p>																																																																								
	<table border="1"> <thead> <tr> <th>Limit</th> <th>Read</th> <th>Ant</th> <th>Cable</th> <th>Preamp</th> <th>APos</th> <th>TPos</th> <th>Remark</th> </tr> <tr> <th>Freq</th> <th>Level</th> <th>Line</th> <th>Margin</th> <th>Level</th> <th>Factor</th> <th>Loss</th> <th>Factor</th> </tr> <tr> <th>MHz</th> <th>dBuV/m</th> <th>dBuV/m</th> <th>dB</th> <th>dBuV</th> <th>dB/m</th> <th>dB</th> <th>dB</th> </tr> </thead> <tbody> <tr> <td>1</td> <td>5728.37</td> <td>56.25</td> <td>68.30</td> <td>-12.05</td> <td>41.87</td> <td>35.12</td> <td>11.65</td> <td>32.39</td> <td>376</td> <td>259</td> <td>PEAK</td> </tr> </tbody> </table>	Limit	Read	Ant	Cable	Preamp	APos	TPos	Remark	Freq	Level	Line	Margin	Level	Factor	Loss	Factor	MHz	dBuV/m	dBuV/m	dB	dBuV	dB/m	dB	dB	1	5728.37	56.25	68.30	-12.05	41.87	35.12	11.65	32.39	376	259	PEAK	<table border="1"> <thead> <tr> <th>Limit</th> <th>Read</th> <th>Ant</th> <th>Cable</th> <th>Preamp</th> <th>APos</th> <th>TPos</th> <th>Remark</th> </tr> <tr> <th>Freq</th> <th>Level</th> <th>Line</th> <th>Margin</th> <th>Level</th> <th>Factor</th> <th>Loss</th> <th>Factor</th> </tr> <tr> <th>MHz</th> <th>dBuV/m</th> <th>dBuV/m</th> <th>dB</th> <th>dBuV</th> <th>dB/m</th> <th>dB</th> <th>dB</th> </tr> </thead> <tbody> <tr> <td>1</td> <td>5700.00</td> <td>101.42</td> <td>-----</td> <td>-----</td> <td>87.04</td> <td>35.07</td> <td>11.67</td> <td>32.36</td> <td>376</td> <td>259</td> <td>PEAK</td> </tr> </tbody> </table>		Limit	Read	Ant	Cable	Preamp	APos	TPos	Remark	Freq	Level	Line	Margin	Level	Factor	Loss	Factor	MHz	dBuV/m	dBuV/m	dB	dBuV	dB/m	dB	dB	1	5700.00	101.42	-----	-----	87.04	35.07	11.67	32.36	376	259
Limit	Read	Ant	Cable	Preamp	APos	TPos	Remark																																																																			
Freq	Level	Line	Margin	Level	Factor	Loss	Factor																																																																			
MHz	dBuV/m	dBuV/m	dB	dBuV	dB/m	dB	dB																																																																			
1	5728.37	56.25	68.30	-12.05	41.87	35.12	11.65	32.39	376	259	PEAK																																																															
Limit	Read	Ant	Cable	Preamp	APos	TPos	Remark																																																																			
Freq	Level	Line	Margin	Level	Factor	Loss	Factor																																																																			
MHz	dBuV/m	dBuV/m	dB	dBuV	dB/m	dB	dB																																																																			
1	5700.00	101.42	-----	-----	87.04	35.07	11.67	32.36	376	259	PEAK																																																															
Avg	Blank	<p style="text-align: right;">Date: 2023-12-13</p>																																																																								
		<table border="1"> <thead> <tr> <th>Limit</th> <th>Read</th> <th>Ant</th> <th>Cable</th> <th>Preamp</th> <th>APos</th> <th>TPos</th> <th>Remark</th> </tr> <tr> <th>Freq</th> <th>Level</th> <th>Line</th> <th>Margin</th> <th>Level</th> <th>Factor</th> <th>Loss</th> <th>Factor</th> </tr> <tr> <th>MHz</th> <th>dBuV/m</th> <th>dBuV/m</th> <th>dB</th> <th>dBuV</th> <th>dB/m</th> <th>dB</th> <th>dB</th> </tr> </thead> <tbody> <tr> <td>1</td> <td>5700.00</td> <td>96.30</td> <td>-----</td> <td>-----</td> <td>81.92</td> <td>35.07</td> <td>11.67</td> <td>32.36</td> <td>376</td> <td>259</td> <td>AVERAGE</td> </tr> </tbody> </table>		Limit	Read	Ant	Cable	Preamp	APos	TPos	Remark	Freq	Level	Line	Margin	Level	Factor	Loss	Factor	MHz	dBuV/m	dBuV/m	dB	dBuV	dB/m	dB	dB	1	5700.00	96.30	-----	-----	81.92	35.07	11.67	32.36	376	259	AVERAGE																																			
Limit	Read	Ant	Cable	Preamp	APos	TPos	Remark																																																																			
Freq	Level	Line	Margin	Level	Factor	Loss	Factor																																																																			
MHz	dBuV/m	dBuV/m	dB	dBuV	dB/m	dB	dB																																																																			
1	5700.00	96.30	-----	-----	81.92	35.07	11.67	32.36	376	259	AVERAGE																																																															

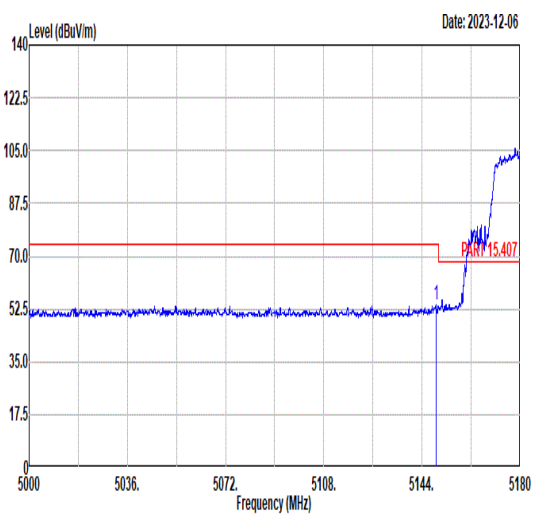
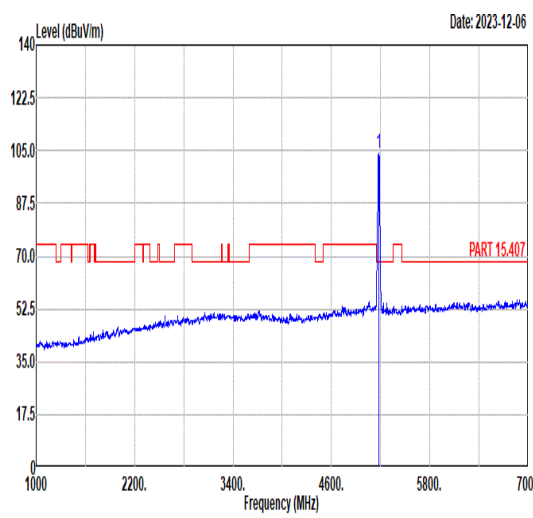
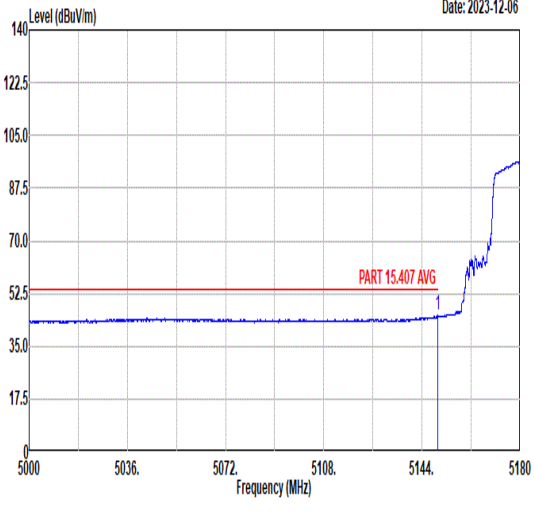
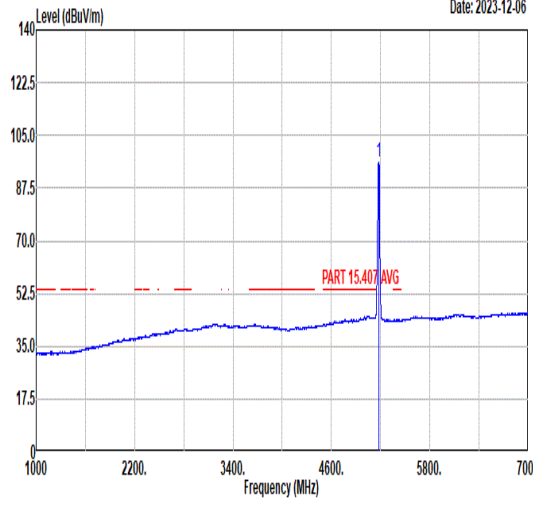


Mode	9																																																																																																
	Harmonic																																																																																																
	U-NII-2C_5.47-5.725_802.11a_CH140_5700MHz																																																																																																
ANT	8+6																																																																																																
Pol.	Horizontal	Vertical																																																																																															
Peak Avg																																																																																																	
	<table border="1"> <thead> <tr> <th></th> <th>Limit</th> <th>Read</th> <th>Ant</th> <th>Cable</th> <th>Preamp</th> <th>APos</th> <th>TPos</th> <th></th> </tr> <tr> <th>Freq</th> <th>Level</th> <th>Line Margin</th> <th>Level</th> <th>Factor</th> <th>Loss Factor</th> <th></th> <th></th> <th>Remark</th> </tr> <tr> <th>MHz</th> <th>dBuV/m</th> <th>dBuV/m</th> <th>dB</th> <th>dBuV</th> <th>dB/m</th> <th>dB</th> <th>dB</th> <th>cm</th> <th>deg</th> </tr> </thead> <tbody> <tr> <td>1 11400.00</td> <td>47.16</td> <td>74.00</td> <td>-26.84</td> <td>43.38</td> <td>39.72</td> <td>14.78</td> <td>50.72</td> <td>--</td> <td>-- Peak</td> </tr> <tr> <td>2 17100.00</td> <td>49.53</td> <td>68.30</td> <td>-18.77</td> <td>41.34</td> <td>42.46</td> <td>17.53</td> <td>51.80</td> <td>--</td> <td>-- Peak</td> </tr> </tbody> </table>		Limit	Read	Ant	Cable	Preamp	APos	TPos		Freq	Level	Line Margin	Level	Factor	Loss Factor			Remark	MHz	dBuV/m	dBuV/m	dB	dBuV	dB/m	dB	dB	cm	deg	1 11400.00	47.16	74.00	-26.84	43.38	39.72	14.78	50.72	--	-- Peak	2 17100.00	49.53	68.30	-18.77	41.34	42.46	17.53	51.80	--	-- Peak	<table border="1"> <thead> <tr> <th></th> <th>Limit</th> <th>Read</th> <th>Ant</th> <th>Cable</th> <th>Preamp</th> <th>APos</th> <th>TPos</th> <th></th> </tr> <tr> <th>Freq</th> <th>Level</th> <th>Line Margin</th> <th>Level</th> <th>Factor</th> <th>Loss Factor</th> <th></th> <th></th> <th>Remark</th> </tr> <tr> <th>MHz</th> <th>dBuV/m</th> <th>dBuV/m</th> <th>dB</th> <th>dBuV</th> <th>dB/m</th> <th>dB</th> <th>dB</th> <th>cm</th> <th>deg</th> </tr> </thead> <tbody> <tr> <td>1 11400.00</td> <td>47.21</td> <td>74.00</td> <td>-26.79</td> <td>43.43</td> <td>39.72</td> <td>14.78</td> <td>50.72</td> <td>--</td> <td>-- Peak</td> </tr> <tr> <td>2 17100.00</td> <td>49.83</td> <td>68.30</td> <td>-18.47</td> <td>41.64</td> <td>42.46</td> <td>17.53</td> <td>51.80</td> <td>--</td> <td>-- Peak</td> </tr> </tbody> </table>		Limit	Read	Ant	Cable	Preamp	APos	TPos		Freq	Level	Line Margin	Level	Factor	Loss Factor			Remark	MHz	dBuV/m	dBuV/m	dB	dBuV	dB/m	dB	dB	cm	deg	1 11400.00	47.21	74.00	-26.79	43.43	39.72	14.78	50.72	--	-- Peak	2 17100.00	49.83	68.30	-18.47	41.64	42.46	17.53	51.80	--
	Limit	Read	Ant	Cable	Preamp	APos	TPos																																																																																										
Freq	Level	Line Margin	Level	Factor	Loss Factor			Remark																																																																																									
MHz	dBuV/m	dBuV/m	dB	dBuV	dB/m	dB	dB	cm	deg																																																																																								
1 11400.00	47.16	74.00	-26.84	43.38	39.72	14.78	50.72	--	-- Peak																																																																																								
2 17100.00	49.53	68.30	-18.77	41.34	42.46	17.53	51.80	--	-- Peak																																																																																								
	Limit	Read	Ant	Cable	Preamp	APos	TPos																																																																																										
Freq	Level	Line Margin	Level	Factor	Loss Factor			Remark																																																																																									
MHz	dBuV/m	dBuV/m	dB	dBuV	dB/m	dB	dB	cm	deg																																																																																								
1 11400.00	47.21	74.00	-26.79	43.43	39.72	14.78	50.72	--	-- Peak																																																																																								
2 17100.00	49.83	68.30	-18.47	41.64	42.46	17.53	51.80	--	-- Peak																																																																																								



Mode	10																																																																																	
	Band Edge																																																																																	
	U-NII-1_5.15-5.25_802.11ax HE20_CH36_Full RU_5180MHz																																																																																	
ANT	8+6																																																																																	
Pol.	Horizontal	Fundamental																																																																																
Peak	<table border="1"> <thead> <tr> <th>Limit</th> <th>Margin</th> <th>Read</th> <th>Ant</th> <th>Cable</th> <th>Preamp</th> <th>APos</th> <th>TPos</th> <th>Remark</th> </tr> <tr> <th>Freq</th> <th>Level</th> <th>Line</th> <th>(dB)</th> <th>Level</th> <th>Factor</th> <th>Loss</th> <th>Factor</th> <th></th> </tr> <tr> <th>MHz</th> <th>dBuV/m</th> <th>dBuV/m</th> <th>dB</th> <th>dBuV</th> <th>dB/m</th> <th>dB</th> <th>dB</th> <th>cm</th> <th>deg</th> </tr> </thead> <tbody> <tr> <td>1</td> <td>5054.81</td> <td>52.78</td> <td>74.00</td> <td>-21.22</td> <td>38.41</td> <td>34.89</td> <td>11.14</td> <td>31.66</td> <td>103</td> <td>124</td> <td>PEAK</td> </tr> </tbody> </table>	Limit	Margin	Read	Ant	Cable	Preamp	APos	TPos	Remark	Freq	Level	Line	(dB)	Level	Factor	Loss	Factor		MHz	dBuV/m	dBuV/m	dB	dBuV	dB/m	dB	dB	cm	deg	1	5054.81	52.78	74.00	-21.22	38.41	34.89	11.14	31.66	103	124	PEAK	<table border="1"> <thead> <tr> <th>Limit</th> <th>Margin</th> <th>Read</th> <th>Ant</th> <th>Cable</th> <th>Preamp</th> <th>APos</th> <th>TPos</th> <th>Remark</th> </tr> <tr> <th>Freq</th> <th>Level</th> <th>Line</th> <th>(dB)</th> <th>Level</th> <th>Factor</th> <th>Loss</th> <th>Factor</th> <th></th> </tr> <tr> <th>MHz</th> <th>dBuV/m</th> <th>dBuV/m</th> <th>dB</th> <th>dBuV</th> <th>dB/m</th> <th>dB</th> <th>dB</th> <th>cm</th> <th>deg</th> </tr> </thead> <tbody> <tr> <td>1</td> <td>5180.00</td> <td>99.96</td> <td>-----</td> <td>-----</td> <td>85.85</td> <td>34.86</td> <td>11.07</td> <td>31.82</td> <td>103</td> <td>124</td> <td>PEAK</td> </tr> </tbody> </table>	Limit	Margin	Read	Ant	Cable	Preamp	APos	TPos	Remark	Freq	Level	Line	(dB)	Level	Factor	Loss	Factor		MHz	dBuV/m	dBuV/m	dB	dBuV	dB/m	dB	dB	cm	deg	1	5180.00	99.96	-----	-----	85.85	34.86	11.07	31.82	103	124	PEAK
	Limit	Margin	Read	Ant	Cable	Preamp	APos	TPos	Remark																																																																									
Freq	Level	Line	(dB)	Level	Factor	Loss	Factor																																																																											
MHz	dBuV/m	dBuV/m	dB	dBuV	dB/m	dB	dB	cm	deg																																																																									
1	5054.81	52.78	74.00	-21.22	38.41	34.89	11.14	31.66	103	124	PEAK																																																																							
Limit	Margin	Read	Ant	Cable	Preamp	APos	TPos	Remark																																																																										
Freq	Level	Line	(dB)	Level	Factor	Loss	Factor																																																																											
MHz	dBuV/m	dBuV/m	dB	dBuV	dB/m	dB	dB	cm	deg																																																																									
1	5180.00	99.96	-----	-----	85.85	34.86	11.07	31.82	103	124	PEAK																																																																							
Avg	<table border="1"> <thead> <tr> <th>Limit</th> <th>Margin</th> <th>Read</th> <th>Ant</th> <th>Cable</th> <th>Preamp</th> <th>APos</th> <th>TPos</th> <th>Remark</th> </tr> <tr> <th>Freq</th> <th>Level</th> <th>Line</th> <th>(dB)</th> <th>Level</th> <th>Factor</th> <th>Loss</th> <th>Factor</th> <th></th> </tr> <tr> <th>MHz</th> <th>dBuV/m</th> <th>dBuV/m</th> <th>dB</th> <th>dBuV</th> <th>dB/m</th> <th>dB</th> <th>dB</th> <th>cm</th> <th>deg</th> </tr> </thead> <tbody> <tr> <td>1</td> <td>5109.55</td> <td>43.89</td> <td>54.00</td> <td>-10.11</td> <td>29.63</td> <td>34.88</td> <td>11.11</td> <td>31.73</td> <td>103</td> <td>124</td> <td>AVERAGE</td> </tr> </tbody> </table>	Limit	Margin	Read	Ant	Cable	Preamp	APos	TPos	Remark	Freq	Level	Line	(dB)	Level	Factor	Loss	Factor		MHz	dBuV/m	dBuV/m	dB	dBuV	dB/m	dB	dB	cm	deg	1	5109.55	43.89	54.00	-10.11	29.63	34.88	11.11	31.73	103	124	AVERAGE	<table border="1"> <thead> <tr> <th>Limit</th> <th>Margin</th> <th>Read</th> <th>Ant</th> <th>Cable</th> <th>Preamp</th> <th>APos</th> <th>TPos</th> <th>Remark</th> </tr> <tr> <th>Freq</th> <th>Level</th> <th>Line</th> <th>(dB)</th> <th>Level</th> <th>Factor</th> <th>Loss</th> <th>Factor</th> <th></th> </tr> <tr> <th>MHz</th> <th>dBuV/m</th> <th>dBuV/m</th> <th>dB</th> <th>dBuV</th> <th>dB/m</th> <th>dB</th> <th>dB</th> <th>cm</th> <th>deg</th> </tr> </thead> <tbody> <tr> <td>1</td> <td>5180.00</td> <td>92.38</td> <td>-----</td> <td>-----</td> <td>78.25</td> <td>34.87</td> <td>11.07</td> <td>31.81</td> <td>103</td> <td>124</td> <td>AVERAGE</td> </tr> </tbody> </table>	Limit	Margin	Read	Ant	Cable	Preamp	APos	TPos	Remark	Freq	Level	Line	(dB)	Level	Factor	Loss	Factor		MHz	dBuV/m	dBuV/m	dB	dBuV	dB/m	dB	dB	cm	deg	1	5180.00	92.38	-----	-----	78.25	34.87	11.07	31.81	103	124	AVERAGE
Limit	Margin	Read	Ant	Cable	Preamp	APos	TPos	Remark																																																																										
Freq	Level	Line	(dB)	Level	Factor	Loss	Factor																																																																											
MHz	dBuV/m	dBuV/m	dB	dBuV	dB/m	dB	dB	cm	deg																																																																									
1	5109.55	43.89	54.00	-10.11	29.63	34.88	11.11	31.73	103	124	AVERAGE																																																																							
Limit	Margin	Read	Ant	Cable	Preamp	APos	TPos	Remark																																																																										
Freq	Level	Line	(dB)	Level	Factor	Loss	Factor																																																																											
MHz	dBuV/m	dBuV/m	dB	dBuV	dB/m	dB	dB	cm	deg																																																																									
1	5180.00	92.38	-----	-----	78.25	34.87	11.07	31.81	103	124	AVERAGE																																																																							



Mode	10																																																																																	
	Band Edge																																																																																	
	U-NII-1_5.15-5.25_802.11ax HE20_CH36_Full RU_5180MHz																																																																																	
ANT	8+6																																																																																	
Pol.	Vertical	Fundamental																																																																																
Peak	 <p>Date: 2023-12-06</p> <table border="1"> <thead> <tr> <th>Limit</th> <th>Margin</th> <th>Read</th> <th>Ant</th> <th>Cable</th> <th>Preamp</th> <th>APos</th> <th>TPos</th> <th>Remark</th> </tr> <tr> <th>Freq</th> <th>Level</th> <th>Line</th> <th>(dB)</th> <th>Level</th> <th>Factor</th> <th>Loss Factor</th> <th></th> <th></th> </tr> <tr> <th>MHz</th> <th>dBuV/m</th> <th>dBuV/m</th> <th>dB</th> <th>dBuV</th> <th>dB/m</th> <th>dB</th> <th>dB</th> <th>cm</th> <th>deg</th> </tr> </thead> <tbody> <tr> <td>1</td> <td>5149.13</td> <td>53.75</td> <td>74.00</td> <td>-20.25</td> <td>39.57</td> <td>34.87</td> <td>11.09</td> <td>31.78</td> <td>350</td> <td>236</td> <td>PEAK</td> </tr> </tbody> </table>	Limit	Margin	Read	Ant	Cable	Preamp	APos	TPos	Remark	Freq	Level	Line	(dB)	Level	Factor	Loss Factor			MHz	dBuV/m	dBuV/m	dB	dBuV	dB/m	dB	dB	cm	deg	1	5149.13	53.75	74.00	-20.25	39.57	34.87	11.09	31.78	350	236	PEAK	 <p>Date: 2023-12-06</p> <table border="1"> <thead> <tr> <th>Limit</th> <th>Margin</th> <th>Read</th> <th>Ant</th> <th>Cable</th> <th>Preamp</th> <th>APos</th> <th>TPos</th> <th>Remark</th> </tr> <tr> <th>Freq</th> <th>Level</th> <th>Line</th> <th>(dB)</th> <th>Level</th> <th>Factor</th> <th>Loss Factor</th> <th></th> <th></th> </tr> <tr> <th>MHz</th> <th>dBuV/m</th> <th>dBuV/m</th> <th>dB</th> <th>dBuV</th> <th>dB/m</th> <th>dB</th> <th>dB</th> <th>cm</th> <th>deg</th> </tr> </thead> <tbody> <tr> <td>1</td> <td>5180.00</td> <td>104.20</td> <td>-----</td> <td>-----</td> <td>90.09</td> <td>34.86</td> <td>11.07</td> <td>31.82</td> <td>350</td> <td>236</td> <td>PEAK</td> </tr> </tbody> </table>	Limit	Margin	Read	Ant	Cable	Preamp	APos	TPos	Remark	Freq	Level	Line	(dB)	Level	Factor	Loss Factor			MHz	dBuV/m	dBuV/m	dB	dBuV	dB/m	dB	dB	cm	deg	1	5180.00	104.20	-----	-----	90.09	34.86	11.07	31.82	350	236	PEAK
	Limit	Margin	Read	Ant	Cable	Preamp	APos	TPos	Remark																																																																									
Freq	Level	Line	(dB)	Level	Factor	Loss Factor																																																																												
MHz	dBuV/m	dBuV/m	dB	dBuV	dB/m	dB	dB	cm	deg																																																																									
1	5149.13	53.75	74.00	-20.25	39.57	34.87	11.09	31.78	350	236	PEAK																																																																							
Limit	Margin	Read	Ant	Cable	Preamp	APos	TPos	Remark																																																																										
Freq	Level	Line	(dB)	Level	Factor	Loss Factor																																																																												
MHz	dBuV/m	dBuV/m	dB	dBuV	dB/m	dB	dB	cm	deg																																																																									
1	5180.00	104.20	-----	-----	90.09	34.86	11.07	31.82	350	236	PEAK																																																																							
Avg	 <p>Date: 2023-12-06</p> <table border="1"> <thead> <tr> <th>Limit</th> <th>Margin</th> <th>Read</th> <th>Ant</th> <th>Cable</th> <th>Preamp</th> <th>APos</th> <th>TPos</th> <th>Remark</th> </tr> <tr> <th>Freq</th> <th>Level</th> <th>Line</th> <th>(dB)</th> <th>Level</th> <th>Factor</th> <th>Loss Factor</th> <th></th> <th></th> </tr> <tr> <th>MHz</th> <th>dBuV/m</th> <th>dBuV/m</th> <th>dB</th> <th>dBuV</th> <th>dB/m</th> <th>dB</th> <th>dB</th> <th>cm</th> <th>deg</th> </tr> </thead> <tbody> <tr> <td>1</td> <td>5149.67</td> <td>45.41</td> <td>54.00</td> <td>-8.59</td> <td>31.23</td> <td>34.87</td> <td>11.09</td> <td>31.78</td> <td>350</td> <td>236</td> <td>AVERAGE</td> </tr> </tbody> </table>	Limit	Margin	Read	Ant	Cable	Preamp	APos	TPos	Remark	Freq	Level	Line	(dB)	Level	Factor	Loss Factor			MHz	dBuV/m	dBuV/m	dB	dBuV	dB/m	dB	dB	cm	deg	1	5149.67	45.41	54.00	-8.59	31.23	34.87	11.09	31.78	350	236	AVERAGE	 <p>Date: 2023-12-06</p> <table border="1"> <thead> <tr> <th>Limit</th> <th>Margin</th> <th>Read</th> <th>Ant</th> <th>Cable</th> <th>Preamp</th> <th>APos</th> <th>TPos</th> <th>Remark</th> </tr> <tr> <th>Freq</th> <th>Level</th> <th>Line</th> <th>(dB)</th> <th>Level</th> <th>Factor</th> <th>Loss Factor</th> <th></th> <th></th> </tr> <tr> <th>MHz</th> <th>dBuV/m</th> <th>dBuV/m</th> <th>dB</th> <th>dBuV</th> <th>dB/m</th> <th>dB</th> <th>dB</th> <th>cm</th> <th>deg</th> </tr> </thead> <tbody> <tr> <td>1</td> <td>5180.00</td> <td>96.05</td> <td>-----</td> <td>-----</td> <td>81.94</td> <td>34.86</td> <td>11.07</td> <td>31.82</td> <td>350</td> <td>236</td> <td>AVERAGE</td> </tr> </tbody> </table>	Limit	Margin	Read	Ant	Cable	Preamp	APos	TPos	Remark	Freq	Level	Line	(dB)	Level	Factor	Loss Factor			MHz	dBuV/m	dBuV/m	dB	dBuV	dB/m	dB	dB	cm	deg	1	5180.00	96.05	-----	-----	81.94	34.86	11.07	31.82	350	236	AVERAGE
Limit	Margin	Read	Ant	Cable	Preamp	APos	TPos	Remark																																																																										
Freq	Level	Line	(dB)	Level	Factor	Loss Factor																																																																												
MHz	dBuV/m	dBuV/m	dB	dBuV	dB/m	dB	dB	cm	deg																																																																									
1	5149.67	45.41	54.00	-8.59	31.23	34.87	11.09	31.78	350	236	AVERAGE																																																																							
Limit	Margin	Read	Ant	Cable	Preamp	APos	TPos	Remark																																																																										
Freq	Level	Line	(dB)	Level	Factor	Loss Factor																																																																												
MHz	dBuV/m	dBuV/m	dB	dBuV	dB/m	dB	dB	cm	deg																																																																									
1	5180.00	96.05	-----	-----	81.94	34.86	11.07	31.82	350	236	AVERAGE																																																																							



Mode	10																																																																																																			
	Harmonic																																																																																																			
	U-NII-1_5.15-5.25_802.11ax HE20_CH36_Full RU_5180MHz																																																																																																			
ANT	8+6																																																																																																			
Pol.	Horizontal	Vertical																																																																																																		
Peak Avg	<p>Date: 2023-12-07</p> <table border="1"> <thead> <tr> <th>Limit</th> <th>Read</th> <th>Ant</th> <th>Cable</th> <th>Preamp</th> <th>APos</th> <th>TPos</th> <th>Remark</th> </tr> <tr> <th>Freq</th> <th>Level</th> <th>Line Margin</th> <th>Level Factor</th> <th>Loss Factor</th> <th></th> <th></th> <th></th> </tr> <tr> <th>MHz</th> <th>dBuV/m</th> <th>dBuV/m</th> <th>dB</th> <th>dBuV</th> <th>dB/m</th> <th>dB</th> <th>cm</th> <th>deg</th> </tr> </thead> <tbody> <tr> <td>1</td> <td>10360.00</td> <td>48.93</td> <td>68.30</td> <td>-19.37</td> <td>46.11</td> <td>39.44</td> <td>14.15</td> <td>50.77</td> <td>--</td> <td>--</td> <td>Peak</td> </tr> <tr> <td>2</td> <td>15540.00</td> <td>47.57</td> <td>74.00</td> <td>-26.43</td> <td>40.33</td> <td>41.82</td> <td>16.85</td> <td>51.43</td> <td>--</td> <td>--</td> <td>Peak</td> </tr> </tbody> </table>	Limit	Read	Ant	Cable	Preamp	APos	TPos	Remark	Freq	Level	Line Margin	Level Factor	Loss Factor				MHz	dBuV/m	dBuV/m	dB	dBuV	dB/m	dB	cm	deg	1	10360.00	48.93	68.30	-19.37	46.11	39.44	14.15	50.77	--	--	Peak	2	15540.00	47.57	74.00	-26.43	40.33	41.82	16.85	51.43	--	--	Peak	<p>Date: 2023-12-07</p> <table border="1"> <thead> <tr> <th>Limit</th> <th>Read</th> <th>Ant</th> <th>Cable</th> <th>Preamp</th> <th>APos</th> <th>TPos</th> <th>Remark</th> </tr> <tr> <th>Freq</th> <th>Level</th> <th>Line Margin</th> <th>Level Factor</th> <th>Loss Factor</th> <th></th> <th></th> <th></th> </tr> <tr> <th>MHz</th> <th>dBuV/m</th> <th>dBuV/m</th> <th>dB</th> <th>dBuV</th> <th>dB/m</th> <th>dB</th> <th>cm</th> <th>deg</th> </tr> </thead> <tbody> <tr> <td>1</td> <td>10360.00</td> <td>48.73</td> <td>68.30</td> <td>-19.57</td> <td>45.91</td> <td>39.44</td> <td>14.15</td> <td>50.77</td> <td>--</td> <td>--</td> <td>Peak</td> </tr> <tr> <td>2</td> <td>15540.00</td> <td>47.35</td> <td>74.00</td> <td>-26.65</td> <td>40.11</td> <td>41.82</td> <td>16.85</td> <td>51.43</td> <td>--</td> <td>--</td> <td>Peak</td> </tr> </tbody> </table>	Limit	Read	Ant	Cable	Preamp	APos	TPos	Remark	Freq	Level	Line Margin	Level Factor	Loss Factor				MHz	dBuV/m	dBuV/m	dB	dBuV	dB/m	dB	cm	deg	1	10360.00	48.73	68.30	-19.57	45.91	39.44	14.15	50.77	--	--	Peak	2	15540.00	47.35	74.00	-26.65	40.11	41.82	16.85	51.43	--	--	Peak
	Limit	Read	Ant	Cable	Preamp	APos	TPos	Remark																																																																																												
Freq	Level	Line Margin	Level Factor	Loss Factor																																																																																																
MHz	dBuV/m	dBuV/m	dB	dBuV	dB/m	dB	cm	deg																																																																																												
1	10360.00	48.93	68.30	-19.37	46.11	39.44	14.15	50.77	--	--	Peak																																																																																									
2	15540.00	47.57	74.00	-26.43	40.33	41.82	16.85	51.43	--	--	Peak																																																																																									
Limit	Read	Ant	Cable	Preamp	APos	TPos	Remark																																																																																													
Freq	Level	Line Margin	Level Factor	Loss Factor																																																																																																
MHz	dBuV/m	dBuV/m	dB	dBuV	dB/m	dB	cm	deg																																																																																												
1	10360.00	48.73	68.30	-19.57	45.91	39.44	14.15	50.77	--	--	Peak																																																																																									
2	15540.00	47.35	74.00	-26.65	40.11	41.82	16.85	51.43	--	--	Peak																																																																																									



Mode	11																																																																																																	
	Harmonic																																																																																																	
	U-NII-1_5.15-5.25_802.11ax HE20_CH44_Full RU_5220MHz																																																																																																	
ANT	8+6																																																																																																	
Pol.	Horizontal	Vertical																																																																																																
Peak Avg	<p>Date: 2023-12-07</p> <table border="1"> <thead> <tr> <th>Limit</th> <th>Read</th> <th>Ant</th> <th>Cable</th> <th>Preamp</th> <th>Apos</th> <th>TPos</th> <th>Remark</th> </tr> <tr> <th>Freq</th> <th>Level</th> <th>Line Margin</th> <th>Level Factor</th> <th>Loss Factor</th> <th></th> <th></th> <th></th> </tr> <tr> <th>MHz</th> <th>dBuV/m</th> <th>dBuV/m</th> <th>dB</th> <th>dBuV</th> <th>dB/m</th> <th>dB</th> <th>dB</th> </tr> </thead> <tbody> <tr> <td>1</td> <td>10440.00</td> <td>48.65</td> <td>68.30</td> <td>-19.65</td> <td>45.76</td> <td>39.48</td> <td>14.20</td> <td>50.79</td> <td>--</td> <td>--</td> <td>Peak</td> </tr> <tr> <td>2</td> <td>15660.00</td> <td>47.54</td> <td>74.00</td> <td>-26.46</td> <td>40.23</td> <td>41.90</td> <td>16.94</td> <td>51.53</td> <td>--</td> <td>--</td> <td>Peak</td> </tr> </tbody> </table>	Limit	Read	Ant	Cable	Preamp	Apos	TPos	Remark	Freq	Level	Line Margin	Level Factor	Loss Factor				MHz	dBuV/m	dBuV/m	dB	dBuV	dB/m	dB	dB	1	10440.00	48.65	68.30	-19.65	45.76	39.48	14.20	50.79	--	--	Peak	2	15660.00	47.54	74.00	-26.46	40.23	41.90	16.94	51.53	--	--	Peak	<p>Date: 2023-12-07</p> <table border="1"> <thead> <tr> <th>Limit</th> <th>Read</th> <th>Ant</th> <th>Cable</th> <th>Preamp</th> <th>Apos</th> <th>TPos</th> <th>Remark</th> </tr> <tr> <th>Freq</th> <th>Level</th> <th>Line Margin</th> <th>Level Factor</th> <th>Loss Factor</th> <th></th> <th></th> <th></th> </tr> <tr> <th>MHz</th> <th>dBuV/m</th> <th>dBuV/m</th> <th>dB</th> <th>dBuV</th> <th>dB/m</th> <th>dB</th> <th>dB</th> </tr> </thead> <tbody> <tr> <td>1</td> <td>10440.00</td> <td>48.83</td> <td>68.30</td> <td>-19.47</td> <td>45.94</td> <td>39.48</td> <td>14.20</td> <td>50.79</td> <td>--</td> <td>--</td> <td>Peak</td> </tr> <tr> <td>2</td> <td>15660.00</td> <td>47.88</td> <td>74.00</td> <td>-26.12</td> <td>40.57</td> <td>41.90</td> <td>16.94</td> <td>51.53</td> <td>--</td> <td>--</td> <td>Peak</td> </tr> </tbody> </table>	Limit	Read	Ant	Cable	Preamp	Apos	TPos	Remark	Freq	Level	Line Margin	Level Factor	Loss Factor				MHz	dBuV/m	dBuV/m	dB	dBuV	dB/m	dB	dB	1	10440.00	48.83	68.30	-19.47	45.94	39.48	14.20	50.79	--	--	Peak	2	15660.00	47.88	74.00	-26.12	40.57	41.90	16.94	51.53	--	--	Peak
	Limit	Read	Ant	Cable	Preamp	Apos	TPos	Remark																																																																																										
Freq	Level	Line Margin	Level Factor	Loss Factor																																																																																														
MHz	dBuV/m	dBuV/m	dB	dBuV	dB/m	dB	dB																																																																																											
1	10440.00	48.65	68.30	-19.65	45.76	39.48	14.20	50.79	--	--	Peak																																																																																							
2	15660.00	47.54	74.00	-26.46	40.23	41.90	16.94	51.53	--	--	Peak																																																																																							
Limit	Read	Ant	Cable	Preamp	Apos	TPos	Remark																																																																																											
Freq	Level	Line Margin	Level Factor	Loss Factor																																																																																														
MHz	dBuV/m	dBuV/m	dB	dBuV	dB/m	dB	dB																																																																																											
1	10440.00	48.83	68.30	-19.47	45.94	39.48	14.20	50.79	--	--	Peak																																																																																							
2	15660.00	47.88	74.00	-26.12	40.57	41.90	16.94	51.53	--	--	Peak																																																																																							



Mode	12																																																																																																
	Harmonic																																																																																																
	U-NII-1_5.15-5.25_802.11ax HE20_CH48_Full RU_5240MHz																																																																																																
ANT	8+6																																																																																																
Pol.	Horizontal	Vertical																																																																																															
Peak Avg	<p>Date: 2023-12-07</p>	<p>Date: 2023-12-07</p>																																																																																															
	<table border="1"> <thead> <tr> <th>Limit</th> <th>Read</th> <th>Ant</th> <th>Cable</th> <th>Preamp</th> <th>Apos</th> <th>TPos</th> <th>Remark</th> </tr> <tr> <th>Freq</th> <th>Level</th> <th>Line Margin</th> <th>Level</th> <th>Factor</th> <th>Loss Factor</th> <th></th> <th></th> </tr> <tr> <th>MHz</th> <th>dBuV/m</th> <th>dBuV/m</th> <th>dB</th> <th>dBuV</th> <th>dB/m</th> <th>dB</th> <th>dB</th> </tr> </thead> <tbody> <tr> <td>1</td> <td>10480.00</td> <td>49.23</td> <td>68.30</td> <td>-19.07</td> <td>46.31</td> <td>39.49</td> <td>14.23</td> <td>50.80</td> <td>--</td> <td>--</td> <td>Peak</td> </tr> <tr> <td>2</td> <td>15720.00</td> <td>47.88</td> <td>74.00</td> <td>-26.12</td> <td>40.54</td> <td>41.93</td> <td>16.99</td> <td>51.58</td> <td>--</td> <td>--</td> <td>Peak</td> </tr> </tbody> </table>	Limit	Read	Ant	Cable	Preamp	Apos	TPos	Remark	Freq	Level	Line Margin	Level	Factor	Loss Factor			MHz	dBuV/m	dBuV/m	dB	dBuV	dB/m	dB	dB	1	10480.00	49.23	68.30	-19.07	46.31	39.49	14.23	50.80	--	--	Peak	2	15720.00	47.88	74.00	-26.12	40.54	41.93	16.99	51.58	--	--	Peak	<table border="1"> <thead> <tr> <th>Limit</th> <th>Read</th> <th>Ant</th> <th>Cable</th> <th>Preamp</th> <th>Apos</th> <th>TPos</th> <th>Remark</th> </tr> <tr> <th>Freq</th> <th>Level</th> <th>Line Margin</th> <th>Level</th> <th>Factor</th> <th>Loss Factor</th> <th></th> <th></th> </tr> <tr> <th>MHz</th> <th>dBuV/m</th> <th>dBuV/m</th> <th>dB</th> <th>dBuV</th> <th>dB/m</th> <th>dB</th> <th>dB</th> </tr> </thead> <tbody> <tr> <td>1</td> <td>10480.00</td> <td>49.32</td> <td>68.30</td> <td>-18.98</td> <td>46.40</td> <td>39.49</td> <td>14.23</td> <td>50.80</td> <td>--</td> <td>--</td> <td>Peak</td> </tr> <tr> <td>2</td> <td>15720.00</td> <td>47.20</td> <td>74.00</td> <td>-26.80</td> <td>39.86</td> <td>41.93</td> <td>16.99</td> <td>51.58</td> <td>--</td> <td>--</td> <td>Peak</td> </tr> </tbody> </table>	Limit	Read	Ant	Cable	Preamp	Apos	TPos	Remark	Freq	Level	Line Margin	Level	Factor	Loss Factor			MHz	dBuV/m	dBuV/m	dB	dBuV	dB/m	dB	dB	1	10480.00	49.32	68.30	-18.98	46.40	39.49	14.23	50.80	--	--	Peak	2	15720.00	47.20	74.00	-26.80	39.86	41.93	16.99	51.58	--	--
Limit	Read	Ant	Cable	Preamp	Apos	TPos	Remark																																																																																										
Freq	Level	Line Margin	Level	Factor	Loss Factor																																																																																												
MHz	dBuV/m	dBuV/m	dB	dBuV	dB/m	dB	dB																																																																																										
1	10480.00	49.23	68.30	-19.07	46.31	39.49	14.23	50.80	--	--	Peak																																																																																						
2	15720.00	47.88	74.00	-26.12	40.54	41.93	16.99	51.58	--	--	Peak																																																																																						
Limit	Read	Ant	Cable	Preamp	Apos	TPos	Remark																																																																																										
Freq	Level	Line Margin	Level	Factor	Loss Factor																																																																																												
MHz	dBuV/m	dBuV/m	dB	dBuV	dB/m	dB	dB																																																																																										
1	10480.00	49.32	68.30	-18.98	46.40	39.49	14.23	50.80	--	--	Peak																																																																																						
2	15720.00	47.20	74.00	-26.80	39.86	41.93	16.99	51.58	--	--	Peak																																																																																						



Mode	13																																																																																																	
	Harmonic																																																																																																	
	U-NII-2A_5.25-5.35_802.11ax HE20_CH52_Full RU_5260MHz																																																																																																	
ANT	8+6																																																																																																	
Pol.	Horizontal	Vertical																																																																																																
Peak Avg	<table border="1"> <thead> <tr> <th>Limit</th> <th>Read</th> <th>Ant</th> <th>Cable</th> <th>Preamp</th> <th>APos</th> <th>TPos</th> <th>Remark</th> </tr> <tr> <th>Freq</th> <th>Level</th> <th>Line Margin</th> <th>Level Factor</th> <th>Loss Factor</th> <th></th> <th></th> <th></th> </tr> <tr> <th>MHz</th> <th>dBuV/m</th> <th>dBuV/m</th> <th>dB</th> <th>dBuV</th> <th>dB/m</th> <th>dB</th> <th>dB</th> </tr> </thead> <tbody> <tr> <td>1</td> <td>10560.00</td> <td>49.85</td> <td>68.30</td> <td>-18.45</td> <td>46.89</td> <td>39.49</td> <td>14.27</td> <td>50.80</td> <td>--</td> <td>--</td> <td>Peak</td> </tr> <tr> <td>2</td> <td>15840.00</td> <td>47.50</td> <td>74.00</td> <td>-26.50</td> <td>40.09</td> <td>42.00</td> <td>17.09</td> <td>51.68</td> <td>--</td> <td>--</td> <td>Peak</td> </tr> </tbody> </table>	Limit	Read	Ant	Cable	Preamp	APos	TPos	Remark	Freq	Level	Line Margin	Level Factor	Loss Factor				MHz	dBuV/m	dBuV/m	dB	dBuV	dB/m	dB	dB	1	10560.00	49.85	68.30	-18.45	46.89	39.49	14.27	50.80	--	--	Peak	2	15840.00	47.50	74.00	-26.50	40.09	42.00	17.09	51.68	--	--	Peak	<table border="1"> <thead> <tr> <th>Limit</th> <th>Read</th> <th>Ant</th> <th>Cable</th> <th>Preamp</th> <th>APos</th> <th>TPos</th> <th>Remark</th> </tr> <tr> <th>Freq</th> <th>Level</th> <th>Line Margin</th> <th>Level Factor</th> <th>Loss Factor</th> <th></th> <th></th> <th></th> </tr> <tr> <th>MHz</th> <th>dBuV/m</th> <th>dBuV/m</th> <th>dB</th> <th>dBuV</th> <th>dB/m</th> <th>dB</th> <th>dB</th> </tr> </thead> <tbody> <tr> <td>1</td> <td>10560.00</td> <td>49.92</td> <td>68.30</td> <td>-18.38</td> <td>46.96</td> <td>39.49</td> <td>14.27</td> <td>50.80</td> <td>--</td> <td>--</td> <td>Peak</td> </tr> <tr> <td>2</td> <td>15840.00</td> <td>47.55</td> <td>74.00</td> <td>-26.45</td> <td>40.14</td> <td>42.00</td> <td>17.09</td> <td>51.68</td> <td>--</td> <td>--</td> <td>Peak</td> </tr> </tbody> </table>	Limit	Read	Ant	Cable	Preamp	APos	TPos	Remark	Freq	Level	Line Margin	Level Factor	Loss Factor				MHz	dBuV/m	dBuV/m	dB	dBuV	dB/m	dB	dB	1	10560.00	49.92	68.30	-18.38	46.96	39.49	14.27	50.80	--	--	Peak	2	15840.00	47.55	74.00	-26.45	40.14	42.00	17.09	51.68	--	--	Peak
	Limit	Read	Ant	Cable	Preamp	APos	TPos	Remark																																																																																										
Freq	Level	Line Margin	Level Factor	Loss Factor																																																																																														
MHz	dBuV/m	dBuV/m	dB	dBuV	dB/m	dB	dB																																																																																											
1	10560.00	49.85	68.30	-18.45	46.89	39.49	14.27	50.80	--	--	Peak																																																																																							
2	15840.00	47.50	74.00	-26.50	40.09	42.00	17.09	51.68	--	--	Peak																																																																																							
Limit	Read	Ant	Cable	Preamp	APos	TPos	Remark																																																																																											
Freq	Level	Line Margin	Level Factor	Loss Factor																																																																																														
MHz	dBuV/m	dBuV/m	dB	dBuV	dB/m	dB	dB																																																																																											
1	10560.00	49.92	68.30	-18.38	46.96	39.49	14.27	50.80	--	--	Peak																																																																																							
2	15840.00	47.55	74.00	-26.45	40.14	42.00	17.09	51.68	--	--	Peak																																																																																							

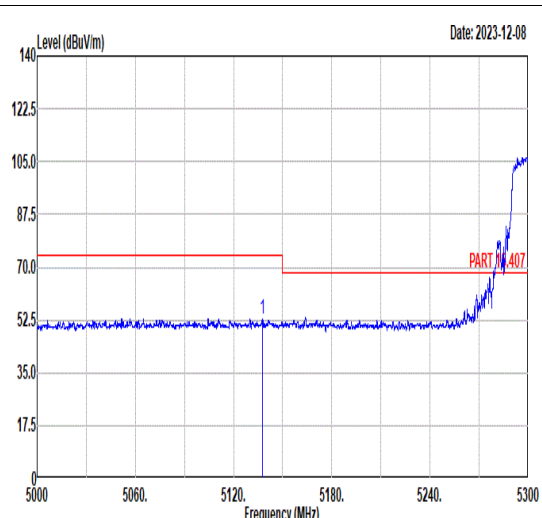
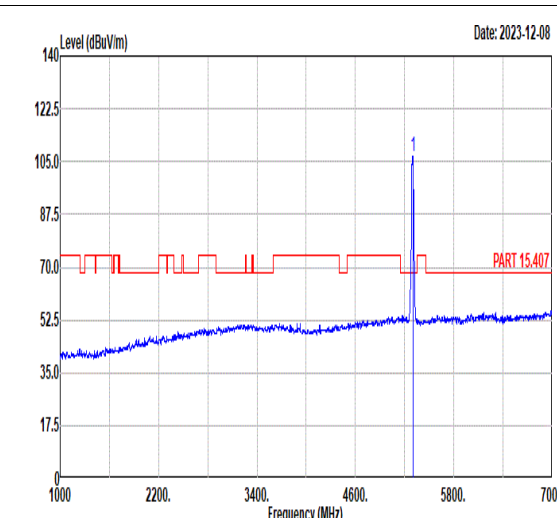
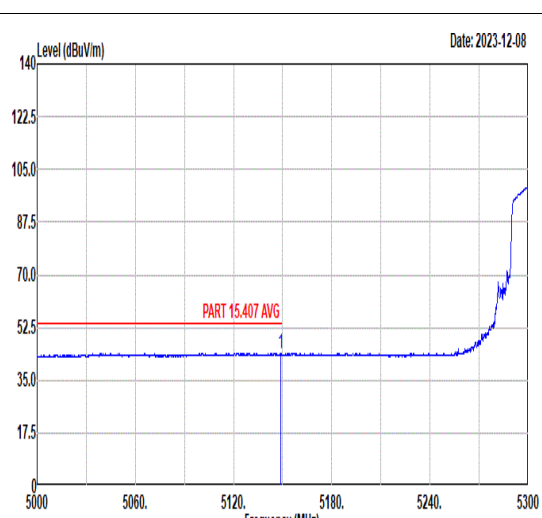
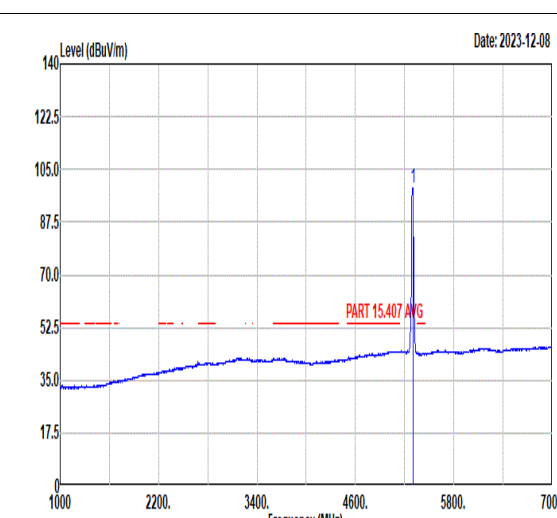


Mode	14																																																																																	
	Band Edge - L																																																																																	
	U-NII-2A_5.25-5.35_802.11ax HE20_CH60_Full_5300MHz																																																																																	
ANT	8+6																																																																																	
Pol.	Horizontal	Fundamental																																																																																
Peak	<table border="1"> <thead> <tr> <th>Limit</th> <th>Margin</th> <th>Read</th> <th>Ant</th> <th>Cable</th> <th>Preamp</th> <th>APos</th> <th>TPos</th> <th>Remark</th> </tr> <tr> <th>Freq</th> <th>Level</th> <th>Line</th> <th>(dB)</th> <th>Level</th> <th>Factor</th> <th>Loss</th> <th>Factor</th> <th></th> </tr> <tr> <th>MHz</th> <th>dBuV/m</th> <th>dBuV/m</th> <th>dB</th> <th>dBuV</th> <th>dB/m</th> <th>dB</th> <th>dB</th> <th>cm</th> <th>deg</th> </tr> </thead> <tbody> <tr> <td>1</td> <td>5116.25</td> <td>53.23</td> <td>74.00</td> <td>-20.77</td> <td>38.99</td> <td>34.88</td> <td>11.10</td> <td>31.74</td> <td>100</td> <td>296</td> <td>PEAK</td> </tr> </tbody> </table>	Limit	Margin	Read	Ant	Cable	Preamp	APos	TPos	Remark	Freq	Level	Line	(dB)	Level	Factor	Loss	Factor		MHz	dBuV/m	dBuV/m	dB	dBuV	dB/m	dB	dB	cm	deg	1	5116.25	53.23	74.00	-20.77	38.99	34.88	11.10	31.74	100	296	PEAK	<table border="1"> <thead> <tr> <th>Limit</th> <th>Margin</th> <th>Read</th> <th>Ant</th> <th>Cable</th> <th>Preamp</th> <th>APos</th> <th>TPos</th> <th>Remark</th> </tr> <tr> <th>Freq</th> <th>Level</th> <th>Line</th> <th>(dB)</th> <th>Level</th> <th>Factor</th> <th>Loss</th> <th>Factor</th> <th></th> </tr> <tr> <th>MHz</th> <th>dBuV/m</th> <th>dBuV/m</th> <th>dB</th> <th>dBuV</th> <th>dB/m</th> <th>dB</th> <th>dB</th> <th>cm</th> <th>deg</th> </tr> </thead> <tbody> <tr> <td>1</td> <td>5300.00</td> <td>110.34</td> <td>-----</td> <td>-----</td> <td>96.47</td> <td>34.84</td> <td>10.99</td> <td>31.96</td> <td>100</td> <td>296</td> <td>PEAK</td> </tr> </tbody> </table>	Limit	Margin	Read	Ant	Cable	Preamp	APos	TPos	Remark	Freq	Level	Line	(dB)	Level	Factor	Loss	Factor		MHz	dBuV/m	dBuV/m	dB	dBuV	dB/m	dB	dB	cm	deg	1	5300.00	110.34	-----	-----	96.47	34.84	10.99	31.96	100	296	PEAK
	Limit	Margin	Read	Ant	Cable	Preamp	APos	TPos	Remark																																																																									
Freq	Level	Line	(dB)	Level	Factor	Loss	Factor																																																																											
MHz	dBuV/m	dBuV/m	dB	dBuV	dB/m	dB	dB	cm	deg																																																																									
1	5116.25	53.23	74.00	-20.77	38.99	34.88	11.10	31.74	100	296	PEAK																																																																							
Limit	Margin	Read	Ant	Cable	Preamp	APos	TPos	Remark																																																																										
Freq	Level	Line	(dB)	Level	Factor	Loss	Factor																																																																											
MHz	dBuV/m	dBuV/m	dB	dBuV	dB/m	dB	dB	cm	deg																																																																									
1	5300.00	110.34	-----	-----	96.47	34.84	10.99	31.96	100	296	PEAK																																																																							
Avg	<table border="1"> <thead> <tr> <th>Limit</th> <th>Margin</th> <th>Read</th> <th>Ant</th> <th>Cable</th> <th>Preamp</th> <th>APos</th> <th>TPos</th> <th>Remark</th> </tr> <tr> <th>Freq</th> <th>Level</th> <th>Line</th> <th>(dB)</th> <th>Level</th> <th>Factor</th> <th>Loss</th> <th>Factor</th> <th></th> </tr> <tr> <th>MHz</th> <th>dBuV/m</th> <th>dBuV/m</th> <th>dB</th> <th>dBuV</th> <th>dB/m</th> <th>dB</th> <th>dB</th> <th>cm</th> <th>deg</th> </tr> </thead> <tbody> <tr> <td>1</td> <td>5149.25</td> <td>44.61</td> <td>54.00</td> <td>-9.39</td> <td>30.43</td> <td>34.87</td> <td>11.09</td> <td>31.78</td> <td>100</td> <td>296</td> <td>AVERAGE</td> </tr> </tbody> </table>	Limit	Margin	Read	Ant	Cable	Preamp	APos	TPos	Remark	Freq	Level	Line	(dB)	Level	Factor	Loss	Factor		MHz	dBuV/m	dBuV/m	dB	dBuV	dB/m	dB	dB	cm	deg	1	5149.25	44.61	54.00	-9.39	30.43	34.87	11.09	31.78	100	296	AVERAGE	<table border="1"> <thead> <tr> <th>Limit</th> <th>Margin</th> <th>Read</th> <th>Ant</th> <th>Cable</th> <th>Preamp</th> <th>APos</th> <th>TPos</th> <th>Remark</th> </tr> <tr> <th>Freq</th> <th>Level</th> <th>Line</th> <th>(dB)</th> <th>Level</th> <th>Factor</th> <th>Loss</th> <th>Factor</th> <th></th> </tr> <tr> <th>MHz</th> <th>dBuV/m</th> <th>dBuV/m</th> <th>dB</th> <th>dBuV</th> <th>dB/m</th> <th>dB</th> <th>dB</th> <th>cm</th> <th>deg</th> </tr> </thead> <tbody> <tr> <td>1</td> <td>5300.00</td> <td>103.26</td> <td>-----</td> <td>-----</td> <td>89.41</td> <td>34.84</td> <td>10.98</td> <td>31.97</td> <td>100</td> <td>296</td> <td>AVERAGE</td> </tr> </tbody> </table>	Limit	Margin	Read	Ant	Cable	Preamp	APos	TPos	Remark	Freq	Level	Line	(dB)	Level	Factor	Loss	Factor		MHz	dBuV/m	dBuV/m	dB	dBuV	dB/m	dB	dB	cm	deg	1	5300.00	103.26	-----	-----	89.41	34.84	10.98	31.97	100	296	AVERAGE
Limit	Margin	Read	Ant	Cable	Preamp	APos	TPos	Remark																																																																										
Freq	Level	Line	(dB)	Level	Factor	Loss	Factor																																																																											
MHz	dBuV/m	dBuV/m	dB	dBuV	dB/m	dB	dB	cm	deg																																																																									
1	5149.25	44.61	54.00	-9.39	30.43	34.87	11.09	31.78	100	296	AVERAGE																																																																							
Limit	Margin	Read	Ant	Cable	Preamp	APos	TPos	Remark																																																																										
Freq	Level	Line	(dB)	Level	Factor	Loss	Factor																																																																											
MHz	dBuV/m	dBuV/m	dB	dBuV	dB/m	dB	dB	cm	deg																																																																									
1	5300.00	103.26	-----	-----	89.41	34.84	10.98	31.97	100	296	AVERAGE																																																																							



Mode	14																																								
	Band Edge - R																																								
	U-NII-2A_5.25-5.35_802.11ax HE20_CH60_Full_5300MHz																																								
ANT	8+6																																								
Pol.	Horizontal	Fundamental																																							
Peak	<p>Date: 2023-12-08</p> <table border="1"> <thead> <tr> <th>Limit</th> <th>Margin</th> <th>Read</th> <th>Ant</th> <th>Cable</th> <th>Preamp</th> <th>APos</th> <th>TPos</th> <th>Remark</th> </tr> <tr> <th>Freq</th> <th>Level</th> <th>Line</th> <th>(dB)</th> <th>Level</th> <th>Factor</th> <th>Loss</th> <th>Factor</th> <th></th> </tr> <tr> <th>MHz</th> <th>dBuV/m</th> <th>dBuV/m</th> <th>dBuV</th> <th>dB/m</th> <th>dB</th> <th>dB</th> <th>cm</th> <th>deg</th> </tr> </thead> <tbody> <tr> <td>1</td> <td>5361.22</td> <td>59.51</td> <td>74.00</td> <td>-14.49</td> <td>45.78</td> <td>34.83</td> <td>10.94</td> <td>32.04</td> <td>100</td> <td>296</td> <td>PEAK</td> </tr> </tbody> </table>	Limit	Margin	Read	Ant	Cable	Preamp	APos	TPos	Remark	Freq	Level	Line	(dB)	Level	Factor	Loss	Factor		MHz	dBuV/m	dBuV/m	dBuV	dB/m	dB	dB	cm	deg	1	5361.22	59.51	74.00	-14.49	45.78	34.83	10.94	32.04	100	296	PEAK	Blank
Limit	Margin	Read	Ant	Cable	Preamp	APos	TPos	Remark																																	
Freq	Level	Line	(dB)	Level	Factor	Loss	Factor																																		
MHz	dBuV/m	dBuV/m	dBuV	dB/m	dB	dB	cm	deg																																	
1	5361.22	59.51	74.00	-14.49	45.78	34.83	10.94	32.04	100	296	PEAK																														
Avg	<p>Date: 2023-12-08</p> <table border="1"> <thead> <tr> <th>Limit</th> <th>Margin</th> <th>Read</th> <th>Ant</th> <th>Cable</th> <th>Preamp</th> <th>APos</th> <th>TPos</th> <th>Remark</th> </tr> <tr> <th>Freq</th> <th>Level</th> <th>Line</th> <th>(dB)</th> <th>Level</th> <th>Factor</th> <th>Loss</th> <th>Factor</th> <th></th> </tr> <tr> <th>MHz</th> <th>dBuV/m</th> <th>dBuV/m</th> <th>dBuV</th> <th>dB/m</th> <th>dB</th> <th>dB</th> <th>cm</th> <th>deg</th> </tr> </thead> <tbody> <tr> <td>1</td> <td>5352.10</td> <td>46.95</td> <td>54.00</td> <td>-7.05</td> <td>33.21</td> <td>34.83</td> <td>10.94</td> <td>32.03</td> <td>100</td> <td>296</td> <td>AVERAGE</td> </tr> </tbody> </table>	Limit	Margin	Read	Ant	Cable	Preamp	APos	TPos	Remark	Freq	Level	Line	(dB)	Level	Factor	Loss	Factor		MHz	dBuV/m	dBuV/m	dBuV	dB/m	dB	dB	cm	deg	1	5352.10	46.95	54.00	-7.05	33.21	34.83	10.94	32.03	100	296	AVERAGE	Blank
Limit	Margin	Read	Ant	Cable	Preamp	APos	TPos	Remark																																	
Freq	Level	Line	(dB)	Level	Factor	Loss	Factor																																		
MHz	dBuV/m	dBuV/m	dBuV	dB/m	dB	dB	cm	deg																																	
1	5352.10	46.95	54.00	-7.05	33.21	34.83	10.94	32.03	100	296	AVERAGE																														



Mode	14																																																																																	
	Band Edge - L																																																																																	
	U-NII-2A_5.25-5.35_802.11ax HE20_CH60_Full_5300MHz																																																																																	
ANT	8+6																																																																																	
Pol.	Vertical	Fundamental																																																																																
Peak	 <p>Date: 2023-12-08</p> <table border="1"> <thead> <tr> <th>Limit</th> <th>Margin</th> <th>Read</th> <th>Ant</th> <th>Cable</th> <th>Preamp</th> <th>APos</th> <th>TPos</th> <th>Remark</th> </tr> <tr> <th>Freq</th> <th>Level</th> <th>Line</th> <th>(dB)</th> <th>Level</th> <th>Factor</th> <th>Loss</th> <th>Factor</th> <th></th> </tr> <tr> <th>MHz</th> <th>dBuV/m</th> <th>dBuV/m</th> <th>dB</th> <th>dBuV</th> <th>dB/m</th> <th>dB</th> <th>dB</th> <th>cm</th> <th>deg</th> </tr> </thead> <tbody> <tr> <td>1</td> <td>5137.55</td> <td>53.09</td> <td>74.00</td> <td>-20.91</td> <td>38.90</td> <td>34.87</td> <td>11.09</td> <td>31.77</td> <td>334</td> <td>265</td> <td>PEAK</td> </tr> </tbody> </table>	Limit	Margin	Read	Ant	Cable	Preamp	APos	TPos	Remark	Freq	Level	Line	(dB)	Level	Factor	Loss	Factor		MHz	dBuV/m	dBuV/m	dB	dBuV	dB/m	dB	dB	cm	deg	1	5137.55	53.09	74.00	-20.91	38.90	34.87	11.09	31.77	334	265	PEAK	 <p>Date: 2023-12-08</p> <table border="1"> <thead> <tr> <th>Limit</th> <th>Margin</th> <th>Read</th> <th>Ant</th> <th>Cable</th> <th>Preamp</th> <th>APos</th> <th>TPos</th> <th>Remark</th> </tr> <tr> <th>Freq</th> <th>Level</th> <th>Line</th> <th>(dB)</th> <th>Level</th> <th>Factor</th> <th>Loss</th> <th>Factor</th> <th></th> </tr> <tr> <th>MHz</th> <th>dBuV/m</th> <th>dBuV/m</th> <th>dB</th> <th>dBuV</th> <th>dB/m</th> <th>dB</th> <th>dB</th> <th>cm</th> <th>deg</th> </tr> </thead> <tbody> <tr> <td>1</td> <td>5300.00</td> <td>106.65</td> <td>-----</td> <td>-----</td> <td>92.80</td> <td>34.84</td> <td>10.98</td> <td>31.97</td> <td>334</td> <td>265</td> <td>PEAK</td> </tr> </tbody> </table>	Limit	Margin	Read	Ant	Cable	Preamp	APos	TPos	Remark	Freq	Level	Line	(dB)	Level	Factor	Loss	Factor		MHz	dBuV/m	dBuV/m	dB	dBuV	dB/m	dB	dB	cm	deg	1	5300.00	106.65	-----	-----	92.80	34.84	10.98	31.97	334	265	PEAK
	Limit	Margin	Read	Ant	Cable	Preamp	APos	TPos	Remark																																																																									
Freq	Level	Line	(dB)	Level	Factor	Loss	Factor																																																																											
MHz	dBuV/m	dBuV/m	dB	dBuV	dB/m	dB	dB	cm	deg																																																																									
1	5137.55	53.09	74.00	-20.91	38.90	34.87	11.09	31.77	334	265	PEAK																																																																							
Limit	Margin	Read	Ant	Cable	Preamp	APos	TPos	Remark																																																																										
Freq	Level	Line	(dB)	Level	Factor	Loss	Factor																																																																											
MHz	dBuV/m	dBuV/m	dB	dBuV	dB/m	dB	dB	cm	deg																																																																									
1	5300.00	106.65	-----	-----	92.80	34.84	10.98	31.97	334	265	PEAK																																																																							
Avg	 <p>Date: 2023-12-08</p> <table border="1"> <thead> <tr> <th>Limit</th> <th>Margin</th> <th>Read</th> <th>Ant</th> <th>Cable</th> <th>Preamp</th> <th>APos</th> <th>TPos</th> <th>Remark</th> </tr> <tr> <th>Freq</th> <th>Level</th> <th>Line</th> <th>(dB)</th> <th>Level</th> <th>Factor</th> <th>Loss</th> <th>Factor</th> <th></th> </tr> <tr> <th>MHz</th> <th>dBuV/m</th> <th>dBuV/m</th> <th>dB</th> <th>dBuV</th> <th>dB/m</th> <th>dB</th> <th>dB</th> <th>cm</th> <th>deg</th> </tr> </thead> <tbody> <tr> <td>1</td> <td>5148.98</td> <td>43.96</td> <td>54.00</td> <td>-10.04</td> <td>29.78</td> <td>34.87</td> <td>11.09</td> <td>31.78</td> <td>334</td> <td>265</td> <td>AVERAGE</td> </tr> </tbody> </table>	Limit	Margin	Read	Ant	Cable	Preamp	APos	TPos	Remark	Freq	Level	Line	(dB)	Level	Factor	Loss	Factor		MHz	dBuV/m	dBuV/m	dB	dBuV	dB/m	dB	dB	cm	deg	1	5148.98	43.96	54.00	-10.04	29.78	34.87	11.09	31.78	334	265	AVERAGE	 <p>Date: 2023-12-08</p> <table border="1"> <thead> <tr> <th>Limit</th> <th>Margin</th> <th>Read</th> <th>Ant</th> <th>Cable</th> <th>Preamp</th> <th>APos</th> <th>TPos</th> <th>Remark</th> </tr> <tr> <th>Freq</th> <th>Level</th> <th>Line</th> <th>(dB)</th> <th>Level</th> <th>Factor</th> <th>Loss</th> <th>Factor</th> <th></th> </tr> <tr> <th>MHz</th> <th>dBuV/m</th> <th>dBuV/m</th> <th>dB</th> <th>dBuV</th> <th>dB/m</th> <th>dB</th> <th>dB</th> <th>cm</th> <th>deg</th> </tr> </thead> <tbody> <tr> <td>1</td> <td>5300.00</td> <td>98.79</td> <td>-----</td> <td>-----</td> <td>84.92</td> <td>34.84</td> <td>10.99</td> <td>31.96</td> <td>334</td> <td>265</td> <td>AVERAGE</td> </tr> </tbody> </table>	Limit	Margin	Read	Ant	Cable	Preamp	APos	TPos	Remark	Freq	Level	Line	(dB)	Level	Factor	Loss	Factor		MHz	dBuV/m	dBuV/m	dB	dBuV	dB/m	dB	dB	cm	deg	1	5300.00	98.79	-----	-----	84.92	34.84	10.99	31.96	334	265	AVERAGE
Limit	Margin	Read	Ant	Cable	Preamp	APos	TPos	Remark																																																																										
Freq	Level	Line	(dB)	Level	Factor	Loss	Factor																																																																											
MHz	dBuV/m	dBuV/m	dB	dBuV	dB/m	dB	dB	cm	deg																																																																									
1	5148.98	43.96	54.00	-10.04	29.78	34.87	11.09	31.78	334	265	AVERAGE																																																																							
Limit	Margin	Read	Ant	Cable	Preamp	APos	TPos	Remark																																																																										
Freq	Level	Line	(dB)	Level	Factor	Loss	Factor																																																																											
MHz	dBuV/m	dBuV/m	dB	dBuV	dB/m	dB	dB	cm	deg																																																																									
1	5300.00	98.79	-----	-----	84.92	34.84	10.99	31.96	334	265	AVERAGE																																																																							



Mode	14																																									
	Band Edge - R																																									
	U-NII-2A_5.25-5.35_802.11ax HE20_CH60_Full_5300MHz																																									
ANT	8+6																																									
Pol.	Vertical	Fundamental																																								
Peak	<p>Date: 2023-12-08</p> <table border="1"> <thead> <tr> <th>Limit</th> <th>Margin</th> <th>Read</th> <th>Ant</th> <th>Cable</th> <th>Preamp</th> <th>APos</th> <th>TPos</th> <th>Remark</th> </tr> <tr> <th>Freq</th> <th>Level</th> <th>Line</th> <th>(dB)</th> <th>Level</th> <th>Factor</th> <th>Loss</th> <th>Factor</th> <th></th> </tr> <tr> <th>MHz</th> <th>dBuV/m</th> <th>dBuV/m</th> <th>dB</th> <th>dBuV</th> <th>dB/m</th> <th>dB</th> <th>dB</th> <th>cm</th> <th>deg</th> </tr> </thead> <tbody> <tr> <td>1</td> <td>5457.84</td> <td>52.61</td> <td>74.00</td> <td>-21.39</td> <td>38.85</td> <td>34.81</td> <td>11.11</td> <td>32.16</td> <td>334</td> <td>265</td> <td>PEAK</td> </tr> </tbody> </table>	Limit	Margin	Read	Ant	Cable	Preamp	APos	TPos	Remark	Freq	Level	Line	(dB)	Level	Factor	Loss	Factor		MHz	dBuV/m	dBuV/m	dB	dBuV	dB/m	dB	dB	cm	deg	1	5457.84	52.61	74.00	-21.39	38.85	34.81	11.11	32.16	334	265	PEAK	Blank
Limit	Margin	Read	Ant	Cable	Preamp	APos	TPos	Remark																																		
Freq	Level	Line	(dB)	Level	Factor	Loss	Factor																																			
MHz	dBuV/m	dBuV/m	dB	dBuV	dB/m	dB	dB	cm	deg																																	
1	5457.84	52.61	74.00	-21.39	38.85	34.81	11.11	32.16	334	265	PEAK																															
Avg	<p>Date: 2023-12-08</p> <table border="1"> <thead> <tr> <th>Limit</th> <th>Margin</th> <th>Read</th> <th>Ant</th> <th>Cable</th> <th>Preamp</th> <th>APos</th> <th>TPos</th> <th>Remark</th> </tr> <tr> <th>Freq</th> <th>Level</th> <th>Line</th> <th>(dB)</th> <th>Level</th> <th>Factor</th> <th>Loss</th> <th>Factor</th> <th></th> </tr> <tr> <th>MHz</th> <th>dBuV/m</th> <th>dBuV/m</th> <th>dB</th> <th>dBuV</th> <th>dB/m</th> <th>dB</th> <th>dB</th> <th>cm</th> <th>deg</th> </tr> </thead> <tbody> <tr> <td>1</td> <td>5355.60</td> <td>43.59</td> <td>54.00</td> <td>-10.41</td> <td>29.86</td> <td>34.83</td> <td>10.94</td> <td>32.04</td> <td>334</td> <td>265</td> <td>AVERAGE</td> </tr> </tbody> </table>	Limit	Margin	Read	Ant	Cable	Preamp	APos	TPos	Remark	Freq	Level	Line	(dB)	Level	Factor	Loss	Factor		MHz	dBuV/m	dBuV/m	dB	dBuV	dB/m	dB	dB	cm	deg	1	5355.60	43.59	54.00	-10.41	29.86	34.83	10.94	32.04	334	265	AVERAGE	Blank
Limit	Margin	Read	Ant	Cable	Preamp	APos	TPos	Remark																																		
Freq	Level	Line	(dB)	Level	Factor	Loss	Factor																																			
MHz	dBuV/m	dBuV/m	dB	dBuV	dB/m	dB	dB	cm	deg																																	
1	5355.60	43.59	54.00	-10.41	29.86	34.83	10.94	32.04	334	265	AVERAGE																															



Mode	14																																																																																																
	Harmonic																																																																																																
	U-NII-2A_5.25-5.35_802.11ax HE20_CH60_Full RU_5300MHz																																																																																																
ANT	8+6																																																																																																
Pol.	Horizontal	Vertical																																																																																															
Peak Avg																																																																																																	
	<table border="1"> <thead> <tr> <th>Limit</th> <th>Read</th> <th>Ant</th> <th>Cable</th> <th>Preamp</th> <th>APos</th> <th>TPos</th> <th>Remark</th> </tr> <tr> <th>Freq</th> <th>Level</th> <th>Line Margin</th> <th>Level Factor</th> <th>Loss Factor</th> <th></th> <th></th> <th></th> </tr> <tr> <th>MHz</th> <th>dBuV/m</th> <th>dBuV/m</th> <th>dB</th> <th>dBuV</th> <th>dB/m</th> <th>dB</th> <th>dB</th> </tr> </thead> <tbody> <tr> <td>1</td> <td>10600.00</td> <td>47.04</td> <td>74.00</td> <td>-26.96</td> <td>44.06</td> <td>39.48</td> <td>14.30</td> <td>50.80</td> <td>--</td> <td>--</td> <td>Peak</td> </tr> <tr> <td>2</td> <td>15900.00</td> <td>47.42</td> <td>74.00</td> <td>-26.58</td> <td>39.96</td> <td>42.04</td> <td>17.14</td> <td>51.72</td> <td>--</td> <td>--</td> <td>Peak</td> </tr> </tbody> </table>	Limit	Read	Ant	Cable	Preamp	APos	TPos	Remark	Freq	Level	Line Margin	Level Factor	Loss Factor				MHz	dBuV/m	dBuV/m	dB	dBuV	dB/m	dB	dB	1	10600.00	47.04	74.00	-26.96	44.06	39.48	14.30	50.80	--	--	Peak	2	15900.00	47.42	74.00	-26.58	39.96	42.04	17.14	51.72	--	--	Peak	<table border="1"> <thead> <tr> <th>Limit</th> <th>Read</th> <th>Ant</th> <th>Cable</th> <th>Preamp</th> <th>APos</th> <th>TPos</th> <th>Remark</th> </tr> <tr> <th>Freq</th> <th>Level</th> <th>Line Margin</th> <th>Level Factor</th> <th>Loss Factor</th> <th></th> <th></th> <th></th> </tr> <tr> <th>MHz</th> <th>dBuV/m</th> <th>dBuV/m</th> <th>dB</th> <th>dBuV</th> <th>dB/m</th> <th>dB</th> <th>dB</th> </tr> </thead> <tbody> <tr> <td>1</td> <td>10600.00</td> <td>47.95</td> <td>74.00</td> <td>-26.05</td> <td>44.97</td> <td>39.48</td> <td>14.30</td> <td>50.80</td> <td>--</td> <td>--</td> <td>Peak</td> </tr> <tr> <td>2</td> <td>15900.00</td> <td>47.18</td> <td>74.00</td> <td>-26.82</td> <td>39.72</td> <td>42.04</td> <td>17.14</td> <td>51.72</td> <td>--</td> <td>--</td> <td>Peak</td> </tr> </tbody> </table>	Limit	Read	Ant	Cable	Preamp	APos	TPos	Remark	Freq	Level	Line Margin	Level Factor	Loss Factor				MHz	dBuV/m	dBuV/m	dB	dBuV	dB/m	dB	dB	1	10600.00	47.95	74.00	-26.05	44.97	39.48	14.30	50.80	--	--	Peak	2	15900.00	47.18	74.00	-26.82	39.72	42.04	17.14	51.72	--	--
Limit	Read	Ant	Cable	Preamp	APos	TPos	Remark																																																																																										
Freq	Level	Line Margin	Level Factor	Loss Factor																																																																																													
MHz	dBuV/m	dBuV/m	dB	dBuV	dB/m	dB	dB																																																																																										
1	10600.00	47.04	74.00	-26.96	44.06	39.48	14.30	50.80	--	--	Peak																																																																																						
2	15900.00	47.42	74.00	-26.58	39.96	42.04	17.14	51.72	--	--	Peak																																																																																						
Limit	Read	Ant	Cable	Preamp	APos	TPos	Remark																																																																																										
Freq	Level	Line Margin	Level Factor	Loss Factor																																																																																													
MHz	dBuV/m	dBuV/m	dB	dBuV	dB/m	dB	dB																																																																																										
1	10600.00	47.95	74.00	-26.05	44.97	39.48	14.30	50.80	--	--	Peak																																																																																						
2	15900.00	47.18	74.00	-26.82	39.72	42.04	17.14	51.72	--	--	Peak																																																																																						



Mode	15																																																																															
	Band Edge																																																																															
	U-NII-2A_5.25-5.35_802.11ax HE20_CH64_Full RU_5320MHz																																																																															
ANT	8+6																																																																															
Pol.	Horizontal	Fundamental																																																																														
Peak	<table border="1"> <thead> <tr> <th>Limit</th> <th>Margin</th> <th>Read</th> <th>Ant</th> <th>Cable</th> <th>Preamp</th> <th>APos</th> <th>TPos</th> <th>Remark</th> </tr> <tr> <th>Freq</th> <th>Level</th> <th>Line</th> <th>(dB)</th> <th>Level</th> <th>Factor</th> <th>Loss</th> <th>Factor</th> <th></th> </tr> <tr> <th>MHz</th> <th>dBuV/m</th> <th>dBuV/m</th> <th>dB</th> <th>dBuV</th> <th>dB/m</th> <th>dB</th> <th>dB</th> <th>cm</th> <th>deg</th> </tr> </thead> <tbody> <tr> <td>1</td> <td>5453.77</td> <td>52.49</td> <td>74.00</td> <td>-21.51</td> <td>38.75</td> <td>34.81</td> <td>11.09</td> <td>32.16</td> <td>117</td> <td>107 PEAK</td> </tr> </tbody> </table>	Limit	Margin	Read	Ant	Cable	Preamp	APos	TPos	Remark	Freq	Level	Line	(dB)	Level	Factor	Loss	Factor		MHz	dBuV/m	dBuV/m	dB	dBuV	dB/m	dB	dB	cm	deg	1	5453.77	52.49	74.00	-21.51	38.75	34.81	11.09	32.16	117	107 PEAK	<table border="1"> <thead> <tr> <th>Limit</th> <th>Margin</th> <th>Read</th> <th>Ant</th> <th>Cable</th> <th>Preamp</th> <th>APos</th> <th>TPos</th> <th>Remark</th> </tr> <tr> <th>Freq</th> <th>Level</th> <th>Line</th> <th>(dB)</th> <th>Level</th> <th>Factor</th> <th>Loss</th> <th>Factor</th> <th></th> </tr> <tr> <th>MHz</th> <th>dBuV/m</th> <th>dBuV/m</th> <th>dB</th> <th>dBuV</th> <th>dB/m</th> <th>dB</th> <th>dB</th> <th>cm</th> <th>deg</th> </tr> </thead> <tbody> <tr> <td>1</td> <td>5320.00</td> <td>98.39</td> <td>-----</td> <td>-----</td> <td>84.57</td> <td>34.84</td> <td>10.97</td> <td>31.99</td> <td>117</td> <td>107 PEAK</td> </tr> </tbody> </table>	Limit	Margin	Read	Ant	Cable	Preamp	APos	TPos	Remark	Freq	Level	Line	(dB)	Level	Factor	Loss	Factor		MHz	dBuV/m	dBuV/m	dB	dBuV	dB/m	dB	dB	cm	deg	1	5320.00	98.39	-----	-----	84.57	34.84	10.97	31.99	117	107 PEAK
	Limit	Margin	Read	Ant	Cable	Preamp	APos	TPos	Remark																																																																							
Freq	Level	Line	(dB)	Level	Factor	Loss	Factor																																																																									
MHz	dBuV/m	dBuV/m	dB	dBuV	dB/m	dB	dB	cm	deg																																																																							
1	5453.77	52.49	74.00	-21.51	38.75	34.81	11.09	32.16	117	107 PEAK																																																																						
Limit	Margin	Read	Ant	Cable	Preamp	APos	TPos	Remark																																																																								
Freq	Level	Line	(dB)	Level	Factor	Loss	Factor																																																																									
MHz	dBuV/m	dBuV/m	dB	dBuV	dB/m	dB	dB	cm	deg																																																																							
1	5320.00	98.39	-----	-----	84.57	34.84	10.97	31.99	117	107 PEAK																																																																						
Avg	<table border="1"> <thead> <tr> <th>Limit</th> <th>Margin</th> <th>Read</th> <th>Ant</th> <th>Cable</th> <th>Preamp</th> <th>APos</th> <th>TPos</th> <th>Remark</th> </tr> <tr> <th>Freq</th> <th>Level</th> <th>Line</th> <th>(dB)</th> <th>Level</th> <th>Factor</th> <th>Loss</th> <th>Factor</th> <th></th> </tr> <tr> <th>MHz</th> <th>dBuV/m</th> <th>dBuV/m</th> <th>dB</th> <th>dBuV</th> <th>dB/m</th> <th>dB</th> <th>dB</th> <th>cm</th> <th>deg</th> </tr> </thead> <tbody> <tr> <td>1</td> <td>5358.16</td> <td>43.04</td> <td>54.00</td> <td>-10.96</td> <td>29.31</td> <td>34.83</td> <td>10.94</td> <td>32.04</td> <td>117</td> <td>107 AVERAGE</td> </tr> </tbody> </table>	Limit	Margin	Read	Ant	Cable	Preamp	APos	TPos	Remark	Freq	Level	Line	(dB)	Level	Factor	Loss	Factor		MHz	dBuV/m	dBuV/m	dB	dBuV	dB/m	dB	dB	cm	deg	1	5358.16	43.04	54.00	-10.96	29.31	34.83	10.94	32.04	117	107 AVERAGE	<table border="1"> <thead> <tr> <th>Limit</th> <th>Margin</th> <th>Read</th> <th>Ant</th> <th>Cable</th> <th>Preamp</th> <th>APos</th> <th>TPos</th> <th>Remark</th> </tr> <tr> <th>Freq</th> <th>Level</th> <th>Line</th> <th>(dB)</th> <th>Level</th> <th>Factor</th> <th>Loss</th> <th>Factor</th> <th></th> </tr> <tr> <th>MHz</th> <th>dBuV/m</th> <th>dBuV/m</th> <th>dB</th> <th>dBuV</th> <th>dB/m</th> <th>dB</th> <th>dB</th> <th>cm</th> <th>deg</th> </tr> </thead> <tbody> <tr> <td>1</td> <td>5320.00</td> <td>90.91</td> <td>-----</td> <td>-----</td> <td>77.09</td> <td>34.84</td> <td>10.97</td> <td>31.99</td> <td>117</td> <td>107 AVERAGE</td> </tr> </tbody> </table>	Limit	Margin	Read	Ant	Cable	Preamp	APos	TPos	Remark	Freq	Level	Line	(dB)	Level	Factor	Loss	Factor		MHz	dBuV/m	dBuV/m	dB	dBuV	dB/m	dB	dB	cm	deg	1	5320.00	90.91	-----	-----	77.09	34.84	10.97	31.99	117	107 AVERAGE
Limit	Margin	Read	Ant	Cable	Preamp	APos	TPos	Remark																																																																								
Freq	Level	Line	(dB)	Level	Factor	Loss	Factor																																																																									
MHz	dBuV/m	dBuV/m	dB	dBuV	dB/m	dB	dB	cm	deg																																																																							
1	5358.16	43.04	54.00	-10.96	29.31	34.83	10.94	32.04	117	107 AVERAGE																																																																						
Limit	Margin	Read	Ant	Cable	Preamp	APos	TPos	Remark																																																																								
Freq	Level	Line	(dB)	Level	Factor	Loss	Factor																																																																									
MHz	dBuV/m	dBuV/m	dB	dBuV	dB/m	dB	dB	cm	deg																																																																							
1	5320.00	90.91	-----	-----	77.09	34.84	10.97	31.99	117	107 AVERAGE																																																																						



Mode	15																																																	
	Band Edge																																																	
	U-NII-2A_5.25-5.35_802.11ax HE20_CH64_Full RU_5320MHz																																																	
ANT	8+6																																																	
Pol.	Vertical	Fundamental																																																
Peak	<p>Date: 2023-12-06</p> <table border="1"> <thead> <tr> <th>Limit Margin</th> <th>Read</th> <th>Ant</th> <th>Cable</th> <th>Preamp</th> <th>APos</th> <th>TPos</th> <th>Remark</th> </tr> <tr> <th>Freq Level Line (dB)</th> <th>Level Factor</th> <th>Loss Factor</th> <th></th> <th></th> <th>cm</th> <th>deg</th> <th></th> </tr> </thead> <tbody> <tr> <td>1 5408.42 52.35 74.00 -21.65</td> <td>38.72</td> <td>34.82</td> <td>10.91</td> <td>32.10</td> <td>338</td> <td>247</td> <td>PEAK</td> </tr> </tbody> </table>	Limit Margin	Read	Ant	Cable	Preamp	APos	TPos	Remark	Freq Level Line (dB)	Level Factor	Loss Factor			cm	deg		1 5408.42 52.35 74.00 -21.65	38.72	34.82	10.91	32.10	338	247	PEAK	<p>Date: 2023-12-06</p> <table border="1"> <thead> <tr> <th>Limit Margin</th> <th>Read</th> <th>Ant</th> <th>Cable</th> <th>Preamp</th> <th>APos</th> <th>TPos</th> <th>Remark</th> </tr> <tr> <th>Freq Level Line (dB)</th> <th>Level Factor</th> <th>Loss Factor</th> <th></th> <th></th> <th>cm</th> <th>deg</th> <th></th> </tr> </thead> <tbody> <tr> <td>1 5320.00 102.56</td> <td>88.74</td> <td>34.84</td> <td>10.97</td> <td>31.99</td> <td>338</td> <td>247</td> <td>PEAK</td> </tr> </tbody> </table>	Limit Margin	Read	Ant	Cable	Preamp	APos	TPos	Remark	Freq Level Line (dB)	Level Factor	Loss Factor			cm	deg		1 5320.00 102.56	88.74	34.84	10.97	31.99	338	247	PEAK
	Limit Margin	Read	Ant	Cable	Preamp	APos	TPos	Remark																																										
Freq Level Line (dB)	Level Factor	Loss Factor			cm	deg																																												
1 5408.42 52.35 74.00 -21.65	38.72	34.82	10.91	32.10	338	247	PEAK																																											
Limit Margin	Read	Ant	Cable	Preamp	APos	TPos	Remark																																											
Freq Level Line (dB)	Level Factor	Loss Factor			cm	deg																																												
1 5320.00 102.56	88.74	34.84	10.97	31.99	338	247	PEAK																																											
Avg	<p>Date: 2023-12-06</p> <table border="1"> <thead> <tr> <th>Limit Margin</th> <th>Read</th> <th>Ant</th> <th>Cable</th> <th>Preamp</th> <th>APos</th> <th>TPos</th> <th>Remark</th> </tr> <tr> <th>Freq Level Line (dB)</th> <th>Level Factor</th> <th>Loss Factor</th> <th></th> <th></th> <th>cm</th> <th>deg</th> <th></th> </tr> </thead> <tbody> <tr> <td>1 5351.99 43.27 54.00 -10.73</td> <td>29.53</td> <td>34.83</td> <td>10.94</td> <td>32.03</td> <td>338</td> <td>247</td> <td>AVERAGE</td> </tr> </tbody> </table>	Limit Margin	Read	Ant	Cable	Preamp	APos	TPos	Remark	Freq Level Line (dB)	Level Factor	Loss Factor			cm	deg		1 5351.99 43.27 54.00 -10.73	29.53	34.83	10.94	32.03	338	247	AVERAGE	<p>Date: 2023-12-06</p> <table border="1"> <thead> <tr> <th>Limit Margin</th> <th>Read</th> <th>Ant</th> <th>Cable</th> <th>Preamp</th> <th>APos</th> <th>TPos</th> <th>Remark</th> </tr> <tr> <th>Freq Level Line (dB)</th> <th>Level Factor</th> <th>Loss Factor</th> <th></th> <th></th> <th>cm</th> <th>deg</th> <th></th> </tr> </thead> <tbody> <tr> <td>1 5320.00 93.30</td> <td>79.48</td> <td>34.84</td> <td>10.97</td> <td>31.99</td> <td>338</td> <td>247</td> <td>AVERAGE</td> </tr> </tbody> </table>	Limit Margin	Read	Ant	Cable	Preamp	APos	TPos	Remark	Freq Level Line (dB)	Level Factor	Loss Factor			cm	deg		1 5320.00 93.30	79.48	34.84	10.97	31.99	338	247	AVERAGE
Limit Margin	Read	Ant	Cable	Preamp	APos	TPos	Remark																																											
Freq Level Line (dB)	Level Factor	Loss Factor			cm	deg																																												
1 5351.99 43.27 54.00 -10.73	29.53	34.83	10.94	32.03	338	247	AVERAGE																																											
Limit Margin	Read	Ant	Cable	Preamp	APos	TPos	Remark																																											
Freq Level Line (dB)	Level Factor	Loss Factor			cm	deg																																												
1 5320.00 93.30	79.48	34.84	10.97	31.99	338	247	AVERAGE																																											

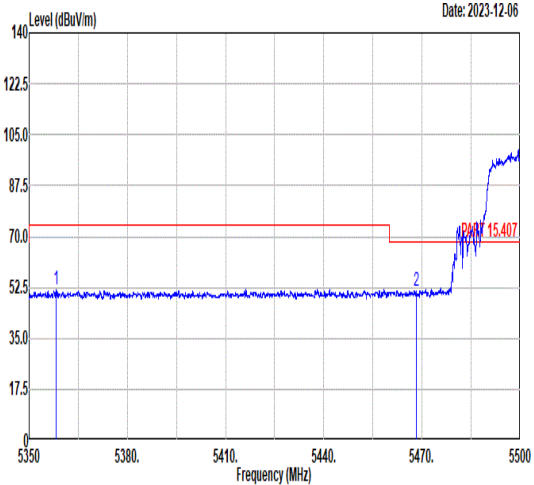
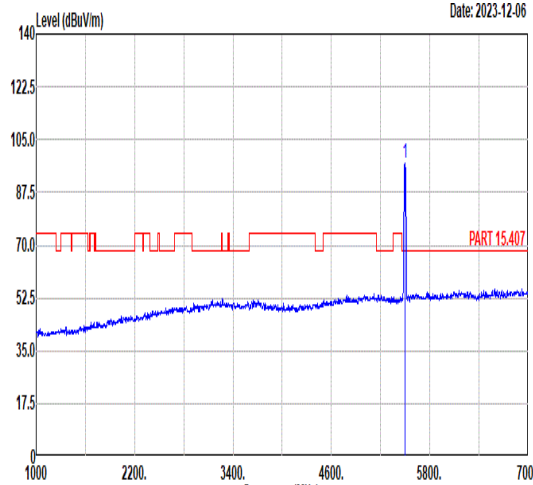
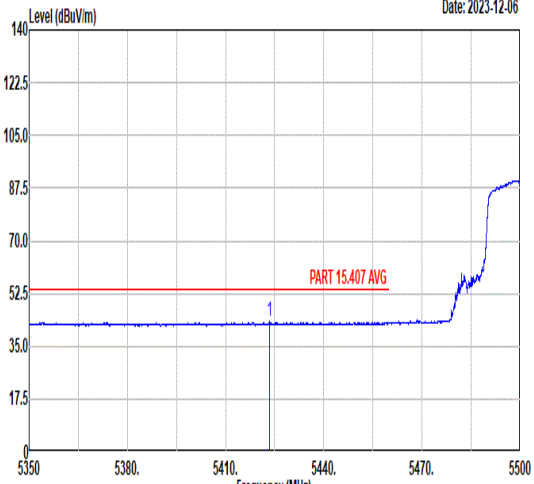
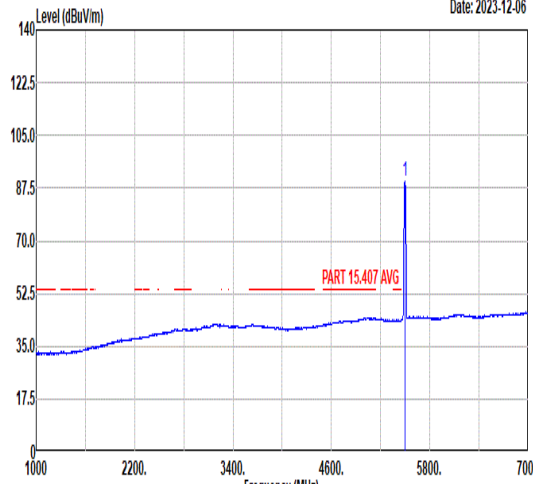


Mode	15																																																																																																	
	Harmonic																																																																																																	
	U-NII-2A_5.25-5.35_802.11ax HE20_CH64_Full RU_5320MHz																																																																																																	
ANT	8+6																																																																																																	
Pol.	Horizontal	Vertical																																																																																																
Peak Avg	<p>Date: 2023-12-07</p> <table border="1"> <thead> <tr> <th>Limit</th> <th>Read</th> <th>Ant</th> <th>Cable</th> <th>Preamp</th> <th>APos</th> <th>TPos</th> <th>Remark</th> </tr> <tr> <th>Freq</th> <th>Level</th> <th>Line Margin</th> <th>Level Factor</th> <th>Loss Factor</th> <th></th> <th></th> <th></th> </tr> <tr> <th>MHz</th> <th>dBuV/m</th> <th>dBuV/m</th> <th>dB</th> <th>dBuV</th> <th>dB/m</th> <th>dB</th> <th>dB</th> </tr> </thead> <tbody> <tr> <td>1</td> <td>10640.00</td> <td>47.85</td> <td>74.00</td> <td>-26.15</td> <td>44.86</td> <td>39.47</td> <td>14.32</td> <td>50.80</td> <td>--</td> <td>--</td> <td>Peak</td> </tr> <tr> <td>2</td> <td>15960.00</td> <td>47.22</td> <td>74.00</td> <td>-26.78</td> <td>39.72</td> <td>42.08</td> <td>17.19</td> <td>51.77</td> <td>--</td> <td>--</td> <td>Peak</td> </tr> </tbody> </table>	Limit	Read	Ant	Cable	Preamp	APos	TPos	Remark	Freq	Level	Line Margin	Level Factor	Loss Factor				MHz	dBuV/m	dBuV/m	dB	dBuV	dB/m	dB	dB	1	10640.00	47.85	74.00	-26.15	44.86	39.47	14.32	50.80	--	--	Peak	2	15960.00	47.22	74.00	-26.78	39.72	42.08	17.19	51.77	--	--	Peak	<p>Date: 2023-12-07</p> <table border="1"> <thead> <tr> <th>Limit</th> <th>Read</th> <th>Ant</th> <th>Cable</th> <th>Preamp</th> <th>APos</th> <th>TPos</th> <th>Remark</th> </tr> <tr> <th>Freq</th> <th>Level</th> <th>Line Margin</th> <th>Level Factor</th> <th>Loss Factor</th> <th></th> <th></th> <th></th> </tr> <tr> <th>MHz</th> <th>dBuV/m</th> <th>dBuV/m</th> <th>dB</th> <th>dBuV</th> <th>dB/m</th> <th>dB</th> <th>dB</th> </tr> </thead> <tbody> <tr> <td>1</td> <td>10640.00</td> <td>47.29</td> <td>74.00</td> <td>-26.71</td> <td>44.30</td> <td>39.47</td> <td>14.32</td> <td>50.80</td> <td>--</td> <td>--</td> <td>Peak</td> </tr> <tr> <td>2</td> <td>15960.00</td> <td>47.68</td> <td>74.00</td> <td>-26.32</td> <td>40.18</td> <td>42.08</td> <td>17.19</td> <td>51.77</td> <td>--</td> <td>--</td> <td>Peak</td> </tr> </tbody> </table>	Limit	Read	Ant	Cable	Preamp	APos	TPos	Remark	Freq	Level	Line Margin	Level Factor	Loss Factor				MHz	dBuV/m	dBuV/m	dB	dBuV	dB/m	dB	dB	1	10640.00	47.29	74.00	-26.71	44.30	39.47	14.32	50.80	--	--	Peak	2	15960.00	47.68	74.00	-26.32	40.18	42.08	17.19	51.77	--	--	Peak
	Limit	Read	Ant	Cable	Preamp	APos	TPos	Remark																																																																																										
Freq	Level	Line Margin	Level Factor	Loss Factor																																																																																														
MHz	dBuV/m	dBuV/m	dB	dBuV	dB/m	dB	dB																																																																																											
1	10640.00	47.85	74.00	-26.15	44.86	39.47	14.32	50.80	--	--	Peak																																																																																							
2	15960.00	47.22	74.00	-26.78	39.72	42.08	17.19	51.77	--	--	Peak																																																																																							
Limit	Read	Ant	Cable	Preamp	APos	TPos	Remark																																																																																											
Freq	Level	Line Margin	Level Factor	Loss Factor																																																																																														
MHz	dBuV/m	dBuV/m	dB	dBuV	dB/m	dB	dB																																																																																											
1	10640.00	47.29	74.00	-26.71	44.30	39.47	14.32	50.80	--	--	Peak																																																																																							
2	15960.00	47.68	74.00	-26.32	40.18	42.08	17.19	51.77	--	--	Peak																																																																																							



Mode	16																																																																																											
	Band Edge																																																																																											
	U-NII-2C_5.47-5.725_802.11ax HE20_CH100_Full RU_5500MHz																																																																																											
ANT	8+6																																																																																											
Pol.	Horizontal	Fundamental																																																																																										
Peak	<table border="1"> <thead> <tr> <th>Limit</th> <th>Margin</th> <th>Read</th> <th>Ant</th> <th>Cable</th> <th>Preamp</th> <th>APos</th> <th>TPos</th> <th>Remark</th> </tr> <tr> <th>Freq</th> <th>Level</th> <th>Line</th> <th>(dB)</th> <th>Level</th> <th>Factor</th> <th>Loss</th> <th>Factor</th> <th></th> </tr> <tr> <th>MHz</th> <th>dBuV/m</th> <th>dBuV/m</th> <th>dBuV</th> <th>dB/m</th> <th>dB</th> <th>dB</th> <th>cm</th> <th>deg</th> </tr> </thead> <tbody> <tr> <td>1</td> <td>5430.79</td> <td>52.44</td> <td>74.00</td> <td>-21.56</td> <td>38.76</td> <td>34.81</td> <td>11.00</td> <td>32.13</td> <td>100</td> <td>120</td> <td>PEAK</td> </tr> <tr> <td>2</td> <td>5465.29</td> <td>51.64</td> <td>68.30</td> <td>-16.66</td> <td>37.86</td> <td>34.81</td> <td>11.14</td> <td>32.17</td> <td>100</td> <td>120</td> <td>PEAK</td> </tr> </tbody> </table>	Limit	Margin	Read	Ant	Cable	Preamp	APos	TPos	Remark	Freq	Level	Line	(dB)	Level	Factor	Loss	Factor		MHz	dBuV/m	dBuV/m	dBuV	dB/m	dB	dB	cm	deg	1	5430.79	52.44	74.00	-21.56	38.76	34.81	11.00	32.13	100	120	PEAK	2	5465.29	51.64	68.30	-16.66	37.86	34.81	11.14	32.17	100	120	PEAK	<table border="1"> <thead> <tr> <th>Limit</th> <th>Margin</th> <th>Read</th> <th>Ant</th> <th>Cable</th> <th>Preamp</th> <th>APos</th> <th>TPos</th> <th>Remark</th> </tr> <tr> <th>Freq</th> <th>Level</th> <th>Line</th> <th>(dB)</th> <th>Level</th> <th>Factor</th> <th>Loss</th> <th>Factor</th> <th></th> </tr> <tr> <th>MHz</th> <th>dBuV/m</th> <th>dBuV/m</th> <th>dBuV</th> <th>dB/m</th> <th>dB</th> <th>dB</th> <th>cm</th> <th>deg</th> </tr> </thead> <tbody> <tr> <td>1</td> <td>5500.00</td> <td>101.48</td> <td>-----</td> <td>-----</td> <td>87.62</td> <td>34.80</td> <td>11.27</td> <td>32.21</td> <td>100</td> <td>120</td> <td>PEAK</td> </tr> </tbody> </table>	Limit	Margin	Read	Ant	Cable	Preamp	APos	TPos	Remark	Freq	Level	Line	(dB)	Level	Factor	Loss	Factor		MHz	dBuV/m	dBuV/m	dBuV	dB/m	dB	dB	cm	deg	1	5500.00	101.48	-----	-----	87.62	34.80	11.27	32.21	100	120	PEAK
	Limit	Margin	Read	Ant	Cable	Preamp	APos	TPos	Remark																																																																																			
Freq	Level	Line	(dB)	Level	Factor	Loss	Factor																																																																																					
MHz	dBuV/m	dBuV/m	dBuV	dB/m	dB	dB	cm	deg																																																																																				
1	5430.79	52.44	74.00	-21.56	38.76	34.81	11.00	32.13	100	120	PEAK																																																																																	
2	5465.29	51.64	68.30	-16.66	37.86	34.81	11.14	32.17	100	120	PEAK																																																																																	
Limit	Margin	Read	Ant	Cable	Preamp	APos	TPos	Remark																																																																																				
Freq	Level	Line	(dB)	Level	Factor	Loss	Factor																																																																																					
MHz	dBuV/m	dBuV/m	dBuV	dB/m	dB	dB	cm	deg																																																																																				
1	5500.00	101.48	-----	-----	87.62	34.80	11.27	32.21	100	120	PEAK																																																																																	
Avg	<table border="1"> <thead> <tr> <th>Limit</th> <th>Margin</th> <th>Read</th> <th>Ant</th> <th>Cable</th> <th>Preamp</th> <th>APos</th> <th>TPos</th> <th>Remark</th> </tr> <tr> <th>Freq</th> <th>Level</th> <th>Line</th> <th>(dB)</th> <th>Level</th> <th>Factor</th> <th>Loss</th> <th>Factor</th> <th></th> </tr> <tr> <th>MHz</th> <th>dBuV/m</th> <th>dBuV/m</th> <th>dBuV</th> <th>dB/m</th> <th>dB</th> <th>dB</th> <th>cm</th> <th>deg</th> </tr> </thead> <tbody> <tr> <td>1</td> <td>5458.23</td> <td>43.08</td> <td>54.00</td> <td>-10.92</td> <td>29.32</td> <td>34.81</td> <td>11.11</td> <td>32.16</td> <td>100</td> <td>120</td> <td>AVERAGE</td> </tr> </tbody> </table>	Limit	Margin	Read	Ant	Cable	Preamp	APos	TPos	Remark	Freq	Level	Line	(dB)	Level	Factor	Loss	Factor		MHz	dBuV/m	dBuV/m	dBuV	dB/m	dB	dB	cm	deg	1	5458.23	43.08	54.00	-10.92	29.32	34.81	11.11	32.16	100	120	AVERAGE	<table border="1"> <thead> <tr> <th>Limit</th> <th>Margin</th> <th>Read</th> <th>Ant</th> <th>Cable</th> <th>Preamp</th> <th>APos</th> <th>TPos</th> <th>Remark</th> </tr> <tr> <th>Freq</th> <th>Level</th> <th>Line</th> <th>(dB)</th> <th>Level</th> <th>Factor</th> <th>Loss</th> <th>Factor</th> <th></th> </tr> <tr> <th>MHz</th> <th>dBuV/m</th> <th>dBuV/m</th> <th>dBuV</th> <th>dB/m</th> <th>dB</th> <th>dB</th> <th>cm</th> <th>deg</th> </tr> </thead> <tbody> <tr> <td>1</td> <td>5500.00</td> <td>92.69</td> <td>-----</td> <td>-----</td> <td>78.83</td> <td>34.80</td> <td>11.27</td> <td>32.21</td> <td>100</td> <td>120</td> <td>AVERAGE</td> </tr> </tbody> </table>	Limit	Margin	Read	Ant	Cable	Preamp	APos	TPos	Remark	Freq	Level	Line	(dB)	Level	Factor	Loss	Factor		MHz	dBuV/m	dBuV/m	dBuV	dB/m	dB	dB	cm	deg	1	5500.00	92.69	-----	-----	78.83	34.80	11.27	32.21	100	120	AVERAGE												
Limit	Margin	Read	Ant	Cable	Preamp	APos	TPos	Remark																																																																																				
Freq	Level	Line	(dB)	Level	Factor	Loss	Factor																																																																																					
MHz	dBuV/m	dBuV/m	dBuV	dB/m	dB	dB	cm	deg																																																																																				
1	5458.23	43.08	54.00	-10.92	29.32	34.81	11.11	32.16	100	120	AVERAGE																																																																																	
Limit	Margin	Read	Ant	Cable	Preamp	APos	TPos	Remark																																																																																				
Freq	Level	Line	(dB)	Level	Factor	Loss	Factor																																																																																					
MHz	dBuV/m	dBuV/m	dBuV	dB/m	dB	dB	cm	deg																																																																																				
1	5500.00	92.69	-----	-----	78.83	34.80	11.27	32.21	100	120	AVERAGE																																																																																	



Mode	16																																																																																											
	Band Edge																																																																																											
	U-NII-2C_5.47-5.725_802.11ax HE20_CH100_Full RU_5500MHz																																																																																											
ANT	8+6																																																																																											
Pol.	Vertical	Fundamental																																																																																										
Peak	 <p>Date: 2023-12-06</p> <table border="1"> <thead> <tr> <th>Limit</th> <th>Margin</th> <th>Read</th> <th>Ant</th> <th>Cable</th> <th>Preamp</th> <th>APos</th> <th>TPos</th> <th>Remark</th> </tr> <tr> <th>Freq</th> <th>Level</th> <th>Line</th> <th>(dB)</th> <th>Level</th> <th>Factor</th> <th>Loss</th> <th>Factor</th> <th></th> </tr> <tr> <th>MHz</th> <th>dBuV/m</th> <th>dBuV/m</th> <th>dBuV</th> <th>dB/m</th> <th>dB</th> <th>dB</th> <th>cm</th> <th>deg</th> </tr> </thead> <tbody> <tr> <td>1</td> <td>5358.18</td> <td>51.92</td> <td>74.00</td> <td>-22.08</td> <td>38.19</td> <td>34.83</td> <td>10.94</td> <td>32.04</td> <td>350</td> <td>282</td> <td>PEAK</td> </tr> <tr> <td>2</td> <td>5468.29</td> <td>51.44</td> <td>68.30</td> <td>-16.86</td> <td>37.66</td> <td>34.81</td> <td>11.15</td> <td>32.18</td> <td>350</td> <td>282</td> <td>PEAK</td> </tr> </tbody> </table>	Limit	Margin	Read	Ant	Cable	Preamp	APos	TPos	Remark	Freq	Level	Line	(dB)	Level	Factor	Loss	Factor		MHz	dBuV/m	dBuV/m	dBuV	dB/m	dB	dB	cm	deg	1	5358.18	51.92	74.00	-22.08	38.19	34.83	10.94	32.04	350	282	PEAK	2	5468.29	51.44	68.30	-16.86	37.66	34.81	11.15	32.18	350	282	PEAK	 <p>Date: 2023-12-06</p> <table border="1"> <thead> <tr> <th>Limit</th> <th>Margin</th> <th>Read</th> <th>Ant</th> <th>Cable</th> <th>Preamp</th> <th>APos</th> <th>TPos</th> <th>Remark</th> </tr> <tr> <th>Freq</th> <th>Level</th> <th>Line</th> <th>(dB)</th> <th>Level</th> <th>Factor</th> <th>Loss</th> <th>Factor</th> <th></th> </tr> <tr> <th>MHz</th> <th>dBuV/m</th> <th>dBuV/m</th> <th>dBuV</th> <th>dB/m</th> <th>dB</th> <th>dB</th> <th>cm</th> <th>deg</th> </tr> </thead> <tbody> <tr> <td>1</td> <td>5500.00</td> <td>97.32</td> <td>-----</td> <td>-----</td> <td>83.46</td> <td>34.80</td> <td>11.27</td> <td>32.21</td> <td>350</td> <td>282</td> <td>PEAK</td> </tr> </tbody> </table>	Limit	Margin	Read	Ant	Cable	Preamp	APos	TPos	Remark	Freq	Level	Line	(dB)	Level	Factor	Loss	Factor		MHz	dBuV/m	dBuV/m	dBuV	dB/m	dB	dB	cm	deg	1	5500.00	97.32	-----	-----	83.46	34.80	11.27	32.21	350	282	PEAK
	Limit	Margin	Read	Ant	Cable	Preamp	APos	TPos	Remark																																																																																			
Freq	Level	Line	(dB)	Level	Factor	Loss	Factor																																																																																					
MHz	dBuV/m	dBuV/m	dBuV	dB/m	dB	dB	cm	deg																																																																																				
1	5358.18	51.92	74.00	-22.08	38.19	34.83	10.94	32.04	350	282	PEAK																																																																																	
2	5468.29	51.44	68.30	-16.86	37.66	34.81	11.15	32.18	350	282	PEAK																																																																																	
Limit	Margin	Read	Ant	Cable	Preamp	APos	TPos	Remark																																																																																				
Freq	Level	Line	(dB)	Level	Factor	Loss	Factor																																																																																					
MHz	dBuV/m	dBuV/m	dBuV	dB/m	dB	dB	cm	deg																																																																																				
1	5500.00	97.32	-----	-----	83.46	34.80	11.27	32.21	350	282	PEAK																																																																																	
Avg	 <p>Date: 2023-12-06</p> <table border="1"> <thead> <tr> <th>Limit</th> <th>Margin</th> <th>Read</th> <th>Ant</th> <th>Cable</th> <th>Preamp</th> <th>APos</th> <th>TPos</th> <th>Remark</th> </tr> <tr> <th>Freq</th> <th>Level</th> <th>Line</th> <th>(dB)</th> <th>Level</th> <th>Factor</th> <th>Loss</th> <th>Factor</th> <th></th> </tr> <tr> <th>MHz</th> <th>dBuV/m</th> <th>dBuV/m</th> <th>dBuV</th> <th>dB/m</th> <th>dB</th> <th>dB</th> <th>cm</th> <th>deg</th> </tr> </thead> <tbody> <tr> <td>1</td> <td>5423.43</td> <td>43.09</td> <td>54.00</td> <td>-10.91</td> <td>29.42</td> <td>34.82</td> <td>10.97</td> <td>32.12</td> <td>350</td> <td>282</td> <td>AVERAGE</td> </tr> </tbody> </table>	Limit	Margin	Read	Ant	Cable	Preamp	APos	TPos	Remark	Freq	Level	Line	(dB)	Level	Factor	Loss	Factor		MHz	dBuV/m	dBuV/m	dBuV	dB/m	dB	dB	cm	deg	1	5423.43	43.09	54.00	-10.91	29.42	34.82	10.97	32.12	350	282	AVERAGE	 <p>Date: 2023-12-06</p> <table border="1"> <thead> <tr> <th>Limit</th> <th>Margin</th> <th>Read</th> <th>Ant</th> <th>Cable</th> <th>Preamp</th> <th>APos</th> <th>TPos</th> <th>Remark</th> </tr> <tr> <th>Freq</th> <th>Level</th> <th>Line</th> <th>(dB)</th> <th>Level</th> <th>Factor</th> <th>Loss</th> <th>Factor</th> <th></th> </tr> <tr> <th>MHz</th> <th>dBuV/m</th> <th>dBuV/m</th> <th>dBuV</th> <th>dB/m</th> <th>dB</th> <th>dB</th> <th>cm</th> <th>deg</th> </tr> </thead> <tbody> <tr> <td>1</td> <td>5500.00</td> <td>89.98</td> <td>-----</td> <td>-----</td> <td>76.12</td> <td>34.80</td> <td>11.27</td> <td>32.21</td> <td>350</td> <td>282</td> <td>AVERAGE</td> </tr> </tbody> </table>	Limit	Margin	Read	Ant	Cable	Preamp	APos	TPos	Remark	Freq	Level	Line	(dB)	Level	Factor	Loss	Factor		MHz	dBuV/m	dBuV/m	dBuV	dB/m	dB	dB	cm	deg	1	5500.00	89.98	-----	-----	76.12	34.80	11.27	32.21	350	282	AVERAGE												
Limit	Margin	Read	Ant	Cable	Preamp	APos	TPos	Remark																																																																																				
Freq	Level	Line	(dB)	Level	Factor	Loss	Factor																																																																																					
MHz	dBuV/m	dBuV/m	dBuV	dB/m	dB	dB	cm	deg																																																																																				
1	5423.43	43.09	54.00	-10.91	29.42	34.82	10.97	32.12	350	282	AVERAGE																																																																																	
Limit	Margin	Read	Ant	Cable	Preamp	APos	TPos	Remark																																																																																				
Freq	Level	Line	(dB)	Level	Factor	Loss	Factor																																																																																					
MHz	dBuV/m	dBuV/m	dBuV	dB/m	dB	dB	cm	deg																																																																																				
1	5500.00	89.98	-----	-----	76.12	34.80	11.27	32.21	350	282	AVERAGE																																																																																	



Mode	16																																																																																																
	Harmonic																																																																																																
	U-NII-2C_5.47-5.725_802.11ax HE20_CH100_Full RU_5500MHz																																																																																																
ANT	8+6																																																																																																
Pol.	Horizontal	Vertical																																																																																															
Peak Avg	<p>Date: 2023-12-07</p>	<p>Date: 2023-12-07</p>																																																																																															
	<table border="1"> <thead> <tr> <th>Limit</th> <th>Read</th> <th>Ant</th> <th>Cable</th> <th>Preamp</th> <th>Apos</th> <th>TPos</th> <th>Remark</th> </tr> <tr> <th>Freq</th> <th>Level</th> <th>Line Margin</th> <th>Level</th> <th>Factor</th> <th>Loss Factor</th> <th></th> <th></th> </tr> <tr> <th>MHz</th> <th>dBuV/m</th> <th>dBuV/m</th> <th>dB</th> <th>dBuV</th> <th>dB/m</th> <th>dB</th> <th>dB</th> </tr> </thead> <tbody> <tr> <td>1</td> <td>11000.00</td> <td>47.24</td> <td>74.00</td> <td>-26.76</td> <td>44.10</td> <td>39.40</td> <td>14.54</td> <td>50.80</td> <td>--</td> <td>--</td> <td>Peak</td> </tr> <tr> <td>2</td> <td>16500.00</td> <td>50.96</td> <td>68.30</td> <td>-17.34</td> <td>43.00</td> <td>42.40</td> <td>17.36</td> <td>51.80</td> <td>--</td> <td>--</td> <td>Peak</td> </tr> </tbody> </table>	Limit	Read	Ant	Cable	Preamp	Apos	TPos	Remark	Freq	Level	Line Margin	Level	Factor	Loss Factor			MHz	dBuV/m	dBuV/m	dB	dBuV	dB/m	dB	dB	1	11000.00	47.24	74.00	-26.76	44.10	39.40	14.54	50.80	--	--	Peak	2	16500.00	50.96	68.30	-17.34	43.00	42.40	17.36	51.80	--	--	Peak	<table border="1"> <thead> <tr> <th>Limit</th> <th>Read</th> <th>Ant</th> <th>Cable</th> <th>Preamp</th> <th>Apos</th> <th>TPos</th> <th>Remark</th> </tr> <tr> <th>Freq</th> <th>Level</th> <th>Line Margin</th> <th>Level</th> <th>Factor</th> <th>Loss Factor</th> <th></th> <th></th> </tr> <tr> <th>MHz</th> <th>dBuV/m</th> <th>dBuV/m</th> <th>dB</th> <th>dBuV</th> <th>dB/m</th> <th>dB</th> <th>dB</th> </tr> </thead> <tbody> <tr> <td>1</td> <td>11000.00</td> <td>47.14</td> <td>74.00</td> <td>-26.86</td> <td>44.00</td> <td>39.40</td> <td>14.54</td> <td>50.80</td> <td>--</td> <td>--</td> <td>Peak</td> </tr> <tr> <td>2</td> <td>16500.00</td> <td>51.57</td> <td>68.30</td> <td>-16.73</td> <td>43.61</td> <td>42.40</td> <td>17.36</td> <td>51.80</td> <td>--</td> <td>--</td> <td>Peak</td> </tr> </tbody> </table>	Limit	Read	Ant	Cable	Preamp	Apos	TPos	Remark	Freq	Level	Line Margin	Level	Factor	Loss Factor			MHz	dBuV/m	dBuV/m	dB	dBuV	dB/m	dB	dB	1	11000.00	47.14	74.00	-26.86	44.00	39.40	14.54	50.80	--	--	Peak	2	16500.00	51.57	68.30	-16.73	43.61	42.40	17.36	51.80	--	--
Limit	Read	Ant	Cable	Preamp	Apos	TPos	Remark																																																																																										
Freq	Level	Line Margin	Level	Factor	Loss Factor																																																																																												
MHz	dBuV/m	dBuV/m	dB	dBuV	dB/m	dB	dB																																																																																										
1	11000.00	47.24	74.00	-26.76	44.10	39.40	14.54	50.80	--	--	Peak																																																																																						
2	16500.00	50.96	68.30	-17.34	43.00	42.40	17.36	51.80	--	--	Peak																																																																																						
Limit	Read	Ant	Cable	Preamp	Apos	TPos	Remark																																																																																										
Freq	Level	Line Margin	Level	Factor	Loss Factor																																																																																												
MHz	dBuV/m	dBuV/m	dB	dBuV	dB/m	dB	dB																																																																																										
1	11000.00	47.14	74.00	-26.86	44.00	39.40	14.54	50.80	--	--	Peak																																																																																						
2	16500.00	51.57	68.30	-16.73	43.61	42.40	17.36	51.80	--	--	Peak																																																																																						

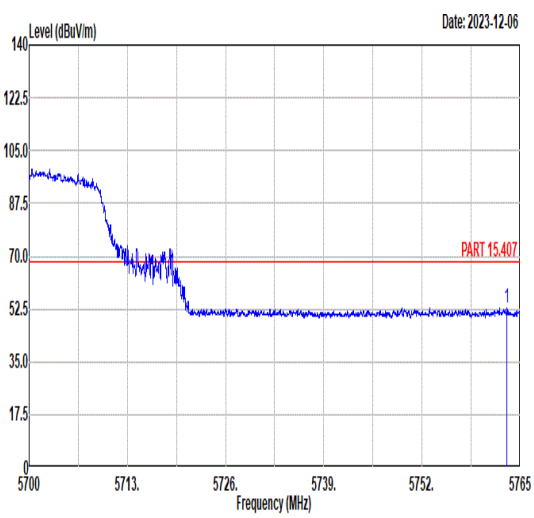
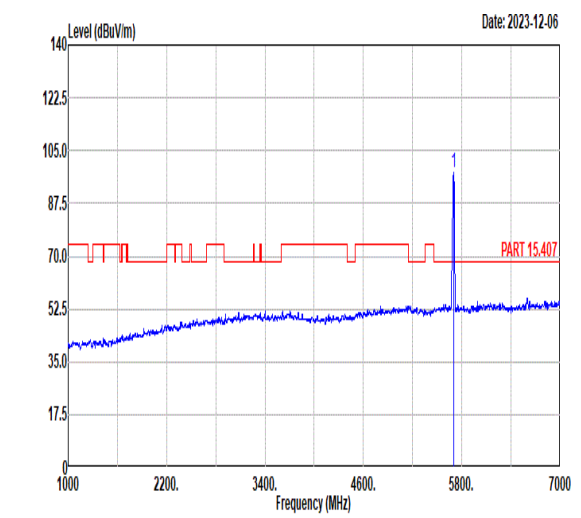
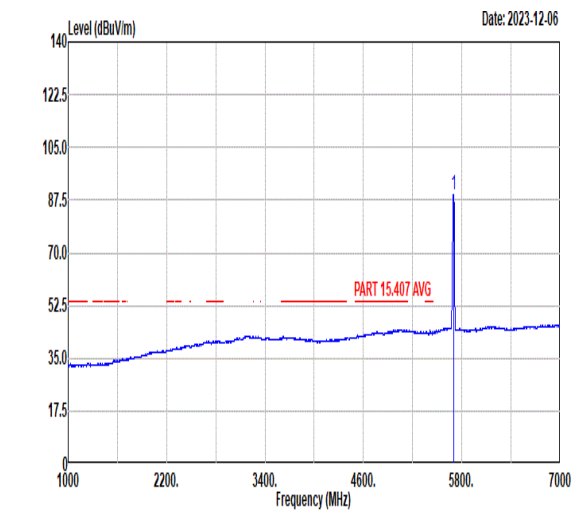


Mode	17																																																																																				
	Harmonic																																																																																				
	U-NII-2C_5.47-5.725_802.11ax HE20_CH116_Full RU_5580MHz																																																																																				
ANT	8+6																																																																																				
Pol.	Horizontal	Vertical																																																																																			
Peak Avg																																																																																					
	<table border="1"> <thead> <tr> <th>Limit</th> <th>Read</th> <th>Ant</th> <th>Cable</th> <th>Preamp</th> <th>Apos</th> <th>TPos</th> <th>Remark</th> </tr> <tr> <th>Freq</th> <th>Level</th> <th>Line Margin</th> <th>Level</th> <th>Factor</th> <th>Loss Factor</th> <th></th> <th></th> </tr> <tr> <th>MHz</th> <th>dBuV/m</th> <th>dBuV/m</th> <th>dB</th> <th>dBuV</th> <th>dB/m</th> <th>dB</th> <th>dB</th> </tr> </thead> <tbody> <tr> <td>1 11160.00</td> <td>47.80</td> <td>74.00</td> <td>-26.20</td> <td>44.40</td> <td>39.53</td> <td>14.64</td> <td>50.77</td> <td>-- -- Peak</td> </tr> <tr> <td>2 16740.00</td> <td>49.92</td> <td>68.30</td> <td>-18.38</td> <td>41.79</td> <td>42.45</td> <td>17.43</td> <td>51.75</td> <td>-- -- Peak</td> </tr> </tbody> </table>	Limit	Read	Ant	Cable	Preamp	Apos	TPos	Remark	Freq	Level	Line Margin	Level	Factor	Loss Factor			MHz	dBuV/m	dBuV/m	dB	dBuV	dB/m	dB	dB	1 11160.00	47.80	74.00	-26.20	44.40	39.53	14.64	50.77	-- -- Peak	2 16740.00	49.92	68.30	-18.38	41.79	42.45	17.43	51.75	-- -- Peak	<table border="1"> <thead> <tr> <th>Limit</th> <th>Read</th> <th>Ant</th> <th>Cable</th> <th>Preamp</th> <th>Apos</th> <th>TPos</th> <th>Remark</th> </tr> <tr> <th>Freq</th> <th>Level</th> <th>Line Margin</th> <th>Level</th> <th>Factor</th> <th>Loss Factor</th> <th></th> <th></th> </tr> <tr> <th>MHz</th> <th>dBuV/m</th> <th>dBuV/m</th> <th>dB</th> <th>dBuV</th> <th>dB/m</th> <th>dB</th> <th>dB</th> </tr> </thead> <tbody> <tr> <td>1 11160.00</td> <td>47.93</td> <td>74.00</td> <td>-26.07</td> <td>44.53</td> <td>39.53</td> <td>14.64</td> <td>50.77</td> <td>-- -- Peak</td> </tr> <tr> <td>2 16740.00</td> <td>49.41</td> <td>68.30</td> <td>-18.89</td> <td>41.28</td> <td>42.45</td> <td>17.43</td> <td>51.75</td> <td>-- -- Peak</td> </tr> </tbody> </table>	Limit	Read	Ant	Cable	Preamp	Apos	TPos	Remark	Freq	Level	Line Margin	Level	Factor	Loss Factor			MHz	dBuV/m	dBuV/m	dB	dBuV	dB/m	dB	dB	1 11160.00	47.93	74.00	-26.07	44.53	39.53	14.64	50.77	-- -- Peak	2 16740.00	49.41	68.30	-18.89	41.28	42.45	17.43	51.75
Limit	Read	Ant	Cable	Preamp	Apos	TPos	Remark																																																																														
Freq	Level	Line Margin	Level	Factor	Loss Factor																																																																																
MHz	dBuV/m	dBuV/m	dB	dBuV	dB/m	dB	dB																																																																														
1 11160.00	47.80	74.00	-26.20	44.40	39.53	14.64	50.77	-- -- Peak																																																																													
2 16740.00	49.92	68.30	-18.38	41.79	42.45	17.43	51.75	-- -- Peak																																																																													
Limit	Read	Ant	Cable	Preamp	Apos	TPos	Remark																																																																														
Freq	Level	Line Margin	Level	Factor	Loss Factor																																																																																
MHz	dBuV/m	dBuV/m	dB	dBuV	dB/m	dB	dB																																																																														
1 11160.00	47.93	74.00	-26.07	44.53	39.53	14.64	50.77	-- -- Peak																																																																													
2 16740.00	49.41	68.30	-18.89	41.28	42.45	17.43	51.75	-- -- Peak																																																																													



Mode	18																																																																																	
	Band Edge																																																																																	
	U-NII-2C_5.47-5.725_802.11ax HE20_CH140_Full RU_5700MHz																																																																																	
ANT	8+6																																																																																	
Pol.	Horizontal	Fundamental																																																																																
Peak	<table border="1"> <thead> <tr> <th>Limit</th> <th>Margin</th> <th>Read</th> <th>Ant</th> <th>Cable</th> <th>Preamp</th> <th>APos</th> <th>TPos</th> <th>Remark</th> </tr> <tr> <th>Freq</th> <th>Level</th> <th>Line</th> <th>(dB)</th> <th>Level</th> <th>Factor</th> <th>Loss</th> <th>Factor</th> <th></th> </tr> <tr> <th>MHz</th> <th>dBuV/m</th> <th>dBuV/m</th> <th>dB</th> <th>dBuV</th> <th>dB/m</th> <th>dB</th> <th>dB</th> <th>cm</th> <th>deg</th> </tr> </thead> <tbody> <tr> <td>1</td> <td>5753.07</td> <td>53.14</td> <td>68.30</td> <td>-15.16</td> <td>38.76</td> <td>35.15</td> <td>11.64</td> <td>32.41</td> <td>100</td> <td>122</td> <td>PEAK</td> </tr> </tbody> </table>	Limit	Margin	Read	Ant	Cable	Preamp	APos	TPos	Remark	Freq	Level	Line	(dB)	Level	Factor	Loss	Factor		MHz	dBuV/m	dBuV/m	dB	dBuV	dB/m	dB	dB	cm	deg	1	5753.07	53.14	68.30	-15.16	38.76	35.15	11.64	32.41	100	122	PEAK	<table border="1"> <thead> <tr> <th>Limit</th> <th>Margin</th> <th>Read</th> <th>Ant</th> <th>Cable</th> <th>Preamp</th> <th>APos</th> <th>TPos</th> <th>Remark</th> </tr> <tr> <th>Freq</th> <th>Level</th> <th>Line</th> <th>(dB)</th> <th>Level</th> <th>Factor</th> <th>Loss</th> <th>Factor</th> <th></th> </tr> <tr> <th>MHz</th> <th>dBuV/m</th> <th>dBuV/m</th> <th>dB</th> <th>dBuV</th> <th>dB/m</th> <th>dB</th> <th>dB</th> <th>cm</th> <th>deg</th> </tr> </thead> <tbody> <tr> <td>1</td> <td>5700.00</td> <td>104.15</td> <td>-----</td> <td>-----</td> <td>89.78</td> <td>35.08</td> <td>11.66</td> <td>32.37</td> <td>100</td> <td>122</td> <td>PEAK</td> </tr> </tbody> </table>	Limit	Margin	Read	Ant	Cable	Preamp	APos	TPos	Remark	Freq	Level	Line	(dB)	Level	Factor	Loss	Factor		MHz	dBuV/m	dBuV/m	dB	dBuV	dB/m	dB	dB	cm	deg	1	5700.00	104.15	-----	-----	89.78	35.08	11.66	32.37	100	122	PEAK
	Limit	Margin	Read	Ant	Cable	Preamp	APos	TPos	Remark																																																																									
Freq	Level	Line	(dB)	Level	Factor	Loss	Factor																																																																											
MHz	dBuV/m	dBuV/m	dB	dBuV	dB/m	dB	dB	cm	deg																																																																									
1	5753.07	53.14	68.30	-15.16	38.76	35.15	11.64	32.41	100	122	PEAK																																																																							
Limit	Margin	Read	Ant	Cable	Preamp	APos	TPos	Remark																																																																										
Freq	Level	Line	(dB)	Level	Factor	Loss	Factor																																																																											
MHz	dBuV/m	dBuV/m	dB	dBuV	dB/m	dB	dB	cm	deg																																																																									
1	5700.00	104.15	-----	-----	89.78	35.08	11.66	32.37	100	122	PEAK																																																																							
Avg	Blank	<table border="1"> <thead> <tr> <th>Limit</th> <th>Margin</th> <th>Read</th> <th>Ant</th> <th>Cable</th> <th>Preamp</th> <th>APos</th> <th>TPos</th> <th>Remark</th> </tr> <tr> <th>Freq</th> <th>Level</th> <th>Line</th> <th>(dB)</th> <th>Level</th> <th>Factor</th> <th>Loss</th> <th>Factor</th> <th></th> </tr> <tr> <th>MHz</th> <th>dBuV/m</th> <th>dBuV/m</th> <th>dB</th> <th>dBuV</th> <th>dB/m</th> <th>dB</th> <th>dB</th> <th>cm</th> <th>deg</th> </tr> </thead> <tbody> <tr> <td>1</td> <td>5700.00</td> <td>94.75</td> <td>-----</td> <td>-----</td> <td>80.38</td> <td>35.08</td> <td>11.66</td> <td>32.37</td> <td>100</td> <td>122</td> <td>AVERAGE</td> </tr> </tbody> </table>	Limit	Margin	Read	Ant	Cable	Preamp	APos	TPos	Remark	Freq	Level	Line	(dB)	Level	Factor	Loss	Factor		MHz	dBuV/m	dBuV/m	dB	dBuV	dB/m	dB	dB	cm	deg	1	5700.00	94.75	-----	-----	80.38	35.08	11.66	32.37	100	122	AVERAGE																																								
Limit	Margin	Read	Ant	Cable	Preamp	APos	TPos	Remark																																																																										
Freq	Level	Line	(dB)	Level	Factor	Loss	Factor																																																																											
MHz	dBuV/m	dBuV/m	dB	dBuV	dB/m	dB	dB	cm	deg																																																																									
1	5700.00	94.75	-----	-----	80.38	35.08	11.66	32.37	100	122	AVERAGE																																																																							

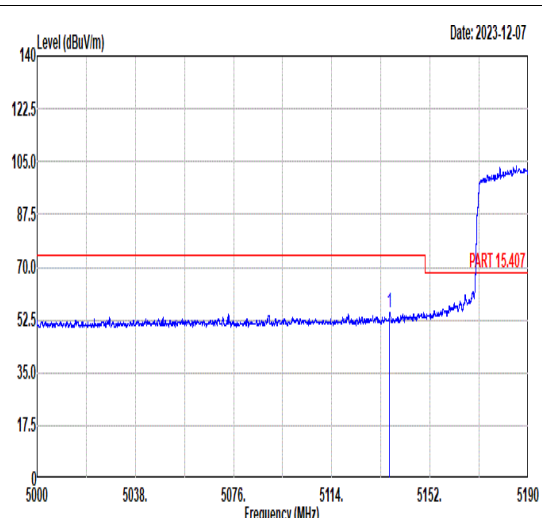
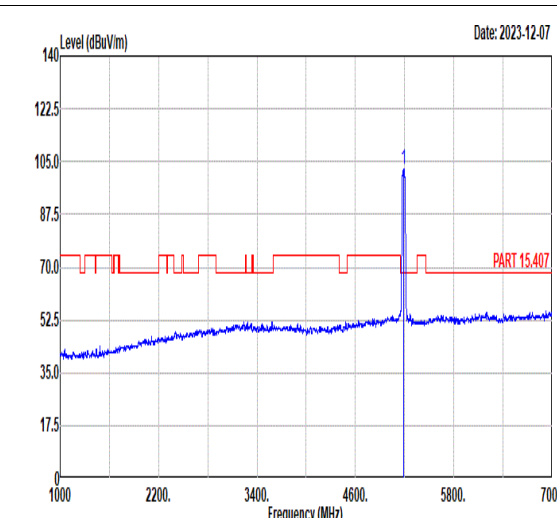
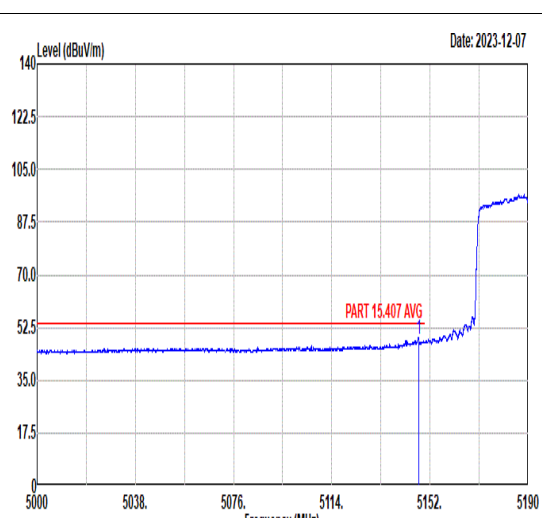
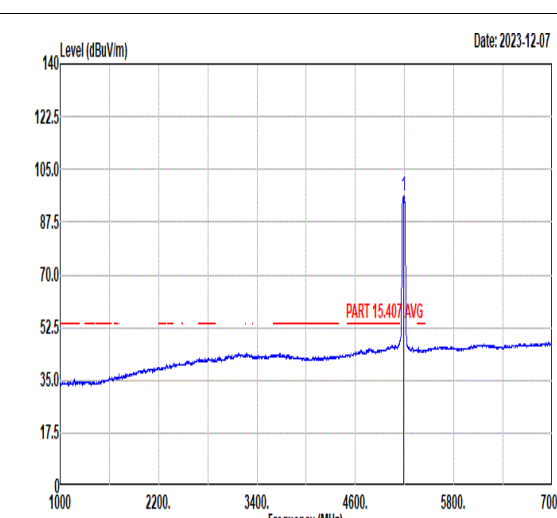


Mode	18																																																																																	
	Band Edge																																																																																	
	U-NII-2C_5.47-5.725_802.11ax HE20_CH140_Full RU_5700MHz																																																																																	
ANT	8+6																																																																																	
Pol.	Vertical	Fundamental																																																																																
Peak	 <p>Date: 2023-12-06</p> <table border="1"> <thead> <tr> <th>Limit</th> <th>Margin</th> <th>Read</th> <th>Ant</th> <th>Cable</th> <th>Preamp</th> <th>APos</th> <th>TPos</th> <th>Remark</th> </tr> <tr> <th>Freq</th> <th>Level</th> <th>Line</th> <th>(dB)</th> <th>Level</th> <th>Factor</th> <th>Loss</th> <th>Factor</th> <th></th> </tr> <tr> <th>MHz</th> <th>dBuV/m</th> <th>dBuV/m</th> <th>dB</th> <th>dBuV</th> <th>dB/m</th> <th>dB</th> <th>dB</th> <th>cm</th> <th>deg</th> </tr> </thead> <tbody> <tr> <td>1</td> <td>5763.22</td> <td>53.06</td> <td>68.30</td> <td>-15.24</td> <td>38.67</td> <td>35.17</td> <td>11.64</td> <td>32.42</td> <td>338</td> <td>257</td> <td>PEAK</td> </tr> </tbody> </table>	Limit	Margin	Read	Ant	Cable	Preamp	APos	TPos	Remark	Freq	Level	Line	(dB)	Level	Factor	Loss	Factor		MHz	dBuV/m	dBuV/m	dB	dBuV	dB/m	dB	dB	cm	deg	1	5763.22	53.06	68.30	-15.24	38.67	35.17	11.64	32.42	338	257	PEAK	 <p>Date: 2023-12-06</p> <table border="1"> <thead> <tr> <th>Limit</th> <th>Margin</th> <th>Read</th> <th>Ant</th> <th>Cable</th> <th>Preamp</th> <th>APos</th> <th>TPos</th> <th>Remark</th> </tr> <tr> <th>Freq</th> <th>Level</th> <th>Line</th> <th>(dB)</th> <th>Level</th> <th>Factor</th> <th>Loss</th> <th>Factor</th> <th></th> </tr> <tr> <th>MHz</th> <th>dBuV/m</th> <th>dBuV/m</th> <th>dB</th> <th>dBuV</th> <th>dB/m</th> <th>dB</th> <th>dB</th> <th>cm</th> <th>deg</th> </tr> </thead> <tbody> <tr> <td>1</td> <td>5700.00</td> <td>97.50</td> <td>-----</td> <td>-----</td> <td>83.13</td> <td>35.08</td> <td>11.66</td> <td>32.37</td> <td>338</td> <td>257</td> <td>PEAK</td> </tr> </tbody> </table>	Limit	Margin	Read	Ant	Cable	Preamp	APos	TPos	Remark	Freq	Level	Line	(dB)	Level	Factor	Loss	Factor		MHz	dBuV/m	dBuV/m	dB	dBuV	dB/m	dB	dB	cm	deg	1	5700.00	97.50	-----	-----	83.13	35.08	11.66	32.37	338	257	PEAK
	Limit	Margin	Read	Ant	Cable	Preamp	APos	TPos	Remark																																																																									
Freq	Level	Line	(dB)	Level	Factor	Loss	Factor																																																																											
MHz	dBuV/m	dBuV/m	dB	dBuV	dB/m	dB	dB	cm	deg																																																																									
1	5763.22	53.06	68.30	-15.24	38.67	35.17	11.64	32.42	338	257	PEAK																																																																							
Limit	Margin	Read	Ant	Cable	Preamp	APos	TPos	Remark																																																																										
Freq	Level	Line	(dB)	Level	Factor	Loss	Factor																																																																											
MHz	dBuV/m	dBuV/m	dB	dBuV	dB/m	dB	dB	cm	deg																																																																									
1	5700.00	97.50	-----	-----	83.13	35.08	11.66	32.37	338	257	PEAK																																																																							
Avg	Blank	 <p>Date: 2023-12-06</p> <table border="1"> <thead> <tr> <th>Limit</th> <th>Margin</th> <th>Read</th> <th>Ant</th> <th>Cable</th> <th>Preamp</th> <th>APos</th> <th>TPos</th> <th>Remark</th> </tr> <tr> <th>Freq</th> <th>Level</th> <th>Line</th> <th>(dB)</th> <th>Level</th> <th>Factor</th> <th>Loss</th> <th>Factor</th> <th></th> </tr> <tr> <th>MHz</th> <th>dBuV/m</th> <th>dBuV/m</th> <th>dB</th> <th>dBuV</th> <th>dB/m</th> <th>dB</th> <th>dB</th> <th>cm</th> <th>deg</th> </tr> </thead> <tbody> <tr> <td>1</td> <td>5700.00</td> <td>89.19</td> <td>-----</td> <td>-----</td> <td>74.81</td> <td>35.07</td> <td>11.67</td> <td>32.36</td> <td>338</td> <td>257</td> <td>AVERAGE</td> </tr> </tbody> </table>	Limit	Margin	Read	Ant	Cable	Preamp	APos	TPos	Remark	Freq	Level	Line	(dB)	Level	Factor	Loss	Factor		MHz	dBuV/m	dBuV/m	dB	dBuV	dB/m	dB	dB	cm	deg	1	5700.00	89.19	-----	-----	74.81	35.07	11.67	32.36	338	257	AVERAGE																																								
Limit	Margin	Read	Ant	Cable	Preamp	APos	TPos	Remark																																																																										
Freq	Level	Line	(dB)	Level	Factor	Loss	Factor																																																																											
MHz	dBuV/m	dBuV/m	dB	dBuV	dB/m	dB	dB	cm	deg																																																																									
1	5700.00	89.19	-----	-----	74.81	35.07	11.67	32.36	338	257	AVERAGE																																																																							



Mode	18																																																																																																	
	Harmonic																																																																																																	
	U-NII-2C_5.47-5.725_802.11ax HE20_CH140_Full RU_5700MHz																																																																																																	
ANT	8+6																																																																																																	
Pol.	Horizontal	Vertical																																																																																																
Peak Avg	<p>Date: 2023-12-07</p> <table border="1"> <thead> <tr> <th>Limit</th> <th>Read</th> <th>Ant</th> <th>Cable</th> <th>Preamp</th> <th>Apos</th> <th>TPos</th> <th>Remark</th> </tr> <tr> <th>Freq</th> <th>Level</th> <th>Line Margin</th> <th>Level</th> <th>Factor</th> <th>Loss Factor</th> <th></th> <th></th> </tr> <tr> <th>MHz</th> <th>dBuV/m</th> <th>dBuV/m</th> <th>dB</th> <th>dBuV</th> <th>dB/m</th> <th>dB</th> <th>dB</th> </tr> </thead> <tbody> <tr> <td>1</td> <td>11400.00</td> <td>47.14</td> <td>74.00</td> <td>-26.86</td> <td>43.36</td> <td>39.72</td> <td>14.78</td> <td>50.72</td> <td>--</td> <td>--</td> <td>Peak</td> </tr> <tr> <td>2</td> <td>17100.00</td> <td>51.27</td> <td>68.30</td> <td>-17.03</td> <td>43.08</td> <td>42.46</td> <td>17.53</td> <td>51.80</td> <td>--</td> <td>--</td> <td>Peak</td> </tr> </tbody> </table>	Limit	Read	Ant	Cable	Preamp	Apos	TPos	Remark	Freq	Level	Line Margin	Level	Factor	Loss Factor			MHz	dBuV/m	dBuV/m	dB	dBuV	dB/m	dB	dB	1	11400.00	47.14	74.00	-26.86	43.36	39.72	14.78	50.72	--	--	Peak	2	17100.00	51.27	68.30	-17.03	43.08	42.46	17.53	51.80	--	--	Peak	<p>Date: 2023-12-07</p> <table border="1"> <thead> <tr> <th>Limit</th> <th>Read</th> <th>Ant</th> <th>Cable</th> <th>Preamp</th> <th>Apos</th> <th>TPos</th> <th>Remark</th> </tr> <tr> <th>Freq</th> <th>Level</th> <th>Line Margin</th> <th>Level</th> <th>Factor</th> <th>Loss Factor</th> <th></th> <th></th> </tr> <tr> <th>MHz</th> <th>dBuV/m</th> <th>dBuV/m</th> <th>dB</th> <th>dBuV</th> <th>dB/m</th> <th>dB</th> <th>dB</th> </tr> </thead> <tbody> <tr> <td>1</td> <td>11400.00</td> <td>47.39</td> <td>74.00</td> <td>-26.61</td> <td>43.61</td> <td>39.72</td> <td>14.78</td> <td>50.72</td> <td>--</td> <td>--</td> <td>Peak</td> </tr> <tr> <td>2</td> <td>17100.00</td> <td>50.79</td> <td>68.30</td> <td>-17.51</td> <td>42.60</td> <td>42.46</td> <td>17.53</td> <td>51.80</td> <td>--</td> <td>--</td> <td>Peak</td> </tr> </tbody> </table>	Limit	Read	Ant	Cable	Preamp	Apos	TPos	Remark	Freq	Level	Line Margin	Level	Factor	Loss Factor			MHz	dBuV/m	dBuV/m	dB	dBuV	dB/m	dB	dB	1	11400.00	47.39	74.00	-26.61	43.61	39.72	14.78	50.72	--	--	Peak	2	17100.00	50.79	68.30	-17.51	42.60	42.46	17.53	51.80	--	--	Peak
	Limit	Read	Ant	Cable	Preamp	Apos	TPos	Remark																																																																																										
Freq	Level	Line Margin	Level	Factor	Loss Factor																																																																																													
MHz	dBuV/m	dBuV/m	dB	dBuV	dB/m	dB	dB																																																																																											
1	11400.00	47.14	74.00	-26.86	43.36	39.72	14.78	50.72	--	--	Peak																																																																																							
2	17100.00	51.27	68.30	-17.03	43.08	42.46	17.53	51.80	--	--	Peak																																																																																							
Limit	Read	Ant	Cable	Preamp	Apos	TPos	Remark																																																																																											
Freq	Level	Line Margin	Level	Factor	Loss Factor																																																																																													
MHz	dBuV/m	dBuV/m	dB	dBuV	dB/m	dB	dB																																																																																											
1	11400.00	47.39	74.00	-26.61	43.61	39.72	14.78	50.72	--	--	Peak																																																																																							
2	17100.00	50.79	68.30	-17.51	42.60	42.46	17.53	51.80	--	--	Peak																																																																																							



Mode	19																																																																															
	Band Edge - L																																																																															
	U-NII-1_5.15-5.25_802.11ax HE40_CH38_Full_RU_5190MHz																																																																															
ANT	8+6																																																																															
Pol.	Horizontal	Fundamental																																																																														
Peak	 <p>Date: 2023-12-07</p> <table border="1"> <thead> <tr> <th>Limit</th> <th>Margin</th> <th>Read</th> <th>Ant</th> <th>Cable</th> <th>Preamp</th> <th>APos</th> <th>TPos</th> <th>Remark</th> </tr> <tr> <th>Freq</th> <th>Level</th> <th>Line</th> <th>(dB)</th> <th>Level</th> <th>Factor</th> <th>Loss</th> <th>Factor</th> <th></th> </tr> <tr> <th>MHz</th> <th>dBuV/m</th> <th>dBuV/m</th> <th>dB</th> <th>dBuV</th> <th>dB/m</th> <th>dB</th> <th>dB</th> <th>cm</th> <th>deg</th> </tr> </thead> <tbody> <tr> <td>1</td> <td>5136.34</td> <td>54.93</td> <td>74.00</td> <td>-19.07</td> <td>40.73</td> <td>34.87</td> <td>11.09</td> <td>31.76</td> <td>100</td> <td>301 PEAK</td> </tr> </tbody> </table>	Limit	Margin	Read	Ant	Cable	Preamp	APos	TPos	Remark	Freq	Level	Line	(dB)	Level	Factor	Loss	Factor		MHz	dBuV/m	dBuV/m	dB	dBuV	dB/m	dB	dB	cm	deg	1	5136.34	54.93	74.00	-19.07	40.73	34.87	11.09	31.76	100	301 PEAK	 <p>Date: 2023-12-07</p> <table border="1"> <thead> <tr> <th>Limit</th> <th>Margin</th> <th>Read</th> <th>Ant</th> <th>Cable</th> <th>Preamp</th> <th>APos</th> <th>TPos</th> <th>Remark</th> </tr> <tr> <th>Freq</th> <th>Level</th> <th>Line</th> <th>(dB)</th> <th>Level</th> <th>Factor</th> <th>Loss</th> <th>Factor</th> <th></th> </tr> <tr> <th>MHz</th> <th>dBuV/m</th> <th>dBuV/m</th> <th>dB</th> <th>dBuV</th> <th>dB/m</th> <th>dB</th> <th>dB</th> <th>cm</th> <th>deg</th> </tr> </thead> <tbody> <tr> <td>1</td> <td>5190.00</td> <td>102.74</td> <td>-----</td> <td>-----</td> <td>88.65</td> <td>34.86</td> <td>11.06</td> <td>31.83</td> <td>100</td> <td>301 PEAK</td> </tr> </tbody> </table>	Limit	Margin	Read	Ant	Cable	Preamp	APos	TPos	Remark	Freq	Level	Line	(dB)	Level	Factor	Loss	Factor		MHz	dBuV/m	dBuV/m	dB	dBuV	dB/m	dB	dB	cm	deg	1	5190.00	102.74	-----	-----	88.65	34.86	11.06	31.83	100	301 PEAK
	Limit	Margin	Read	Ant	Cable	Preamp	APos	TPos	Remark																																																																							
Freq	Level	Line	(dB)	Level	Factor	Loss	Factor																																																																									
MHz	dBuV/m	dBuV/m	dB	dBuV	dB/m	dB	dB	cm	deg																																																																							
1	5136.34	54.93	74.00	-19.07	40.73	34.87	11.09	31.76	100	301 PEAK																																																																						
Limit	Margin	Read	Ant	Cable	Preamp	APos	TPos	Remark																																																																								
Freq	Level	Line	(dB)	Level	Factor	Loss	Factor																																																																									
MHz	dBuV/m	dBuV/m	dB	dBuV	dB/m	dB	dB	cm	deg																																																																							
1	5190.00	102.74	-----	-----	88.65	34.86	11.06	31.83	100	301 PEAK																																																																						
Avg	 <p>Date: 2023-12-07</p> <table border="1"> <thead> <tr> <th>Limit</th> <th>Margin</th> <th>Read</th> <th>Ant</th> <th>Cable</th> <th>Preamp</th> <th>APos</th> <th>TPos</th> <th>Remark</th> </tr> <tr> <th>Freq</th> <th>Level</th> <th>Line</th> <th>(dB)</th> <th>Level</th> <th>Factor</th> <th>Loss</th> <th>Factor</th> <th></th> </tr> <tr> <th>MHz</th> <th>dBuV/m</th> <th>dBuV/m</th> <th>dB</th> <th>dBuV</th> <th>dB/m</th> <th>dB</th> <th>dB</th> <th>cm</th> <th>deg</th> </tr> </thead> <tbody> <tr> <td>1</td> <td>5147.55</td> <td>48.82</td> <td>54.00</td> <td>-5.18</td> <td>34.64</td> <td>34.87</td> <td>11.09</td> <td>31.78</td> <td>100</td> <td>301 AVERAGE</td> </tr> </tbody> </table>	Limit	Margin	Read	Ant	Cable	Preamp	APos	TPos	Remark	Freq	Level	Line	(dB)	Level	Factor	Loss	Factor		MHz	dBuV/m	dBuV/m	dB	dBuV	dB/m	dB	dB	cm	deg	1	5147.55	48.82	54.00	-5.18	34.64	34.87	11.09	31.78	100	301 AVERAGE	 <p>Date: 2023-12-07</p> <table border="1"> <thead> <tr> <th>Limit</th> <th>Margin</th> <th>Read</th> <th>Ant</th> <th>Cable</th> <th>Preamp</th> <th>APos</th> <th>TPos</th> <th>Remark</th> </tr> <tr> <th>Freq</th> <th>Level</th> <th>Line</th> <th>(dB)</th> <th>Level</th> <th>Factor</th> <th>Loss</th> <th>Factor</th> <th></th> </tr> <tr> <th>MHz</th> <th>dBuV/m</th> <th>dBuV/m</th> <th>dB</th> <th>dBuV</th> <th>dB/m</th> <th>dB</th> <th>dB</th> <th>cm</th> <th>deg</th> </tr> </thead> <tbody> <tr> <td>1</td> <td>5190.00</td> <td>96.07</td> <td>-----</td> <td>-----</td> <td>81.98</td> <td>34.86</td> <td>11.06</td> <td>31.83</td> <td>100</td> <td>301 AVERAGE</td> </tr> </tbody> </table>	Limit	Margin	Read	Ant	Cable	Preamp	APos	TPos	Remark	Freq	Level	Line	(dB)	Level	Factor	Loss	Factor		MHz	dBuV/m	dBuV/m	dB	dBuV	dB/m	dB	dB	cm	deg	1	5190.00	96.07	-----	-----	81.98	34.86	11.06	31.83	100	301 AVERAGE
Limit	Margin	Read	Ant	Cable	Preamp	APos	TPos	Remark																																																																								
Freq	Level	Line	(dB)	Level	Factor	Loss	Factor																																																																									
MHz	dBuV/m	dBuV/m	dB	dBuV	dB/m	dB	dB	cm	deg																																																																							
1	5147.55	48.82	54.00	-5.18	34.64	34.87	11.09	31.78	100	301 AVERAGE																																																																						
Limit	Margin	Read	Ant	Cable	Preamp	APos	TPos	Remark																																																																								
Freq	Level	Line	(dB)	Level	Factor	Loss	Factor																																																																									
MHz	dBuV/m	dBuV/m	dB	dBuV	dB/m	dB	dB	cm	deg																																																																							
1	5190.00	96.07	-----	-----	81.98	34.86	11.06	31.83	100	301 AVERAGE																																																																						



Mode	19																																								
	Band Edge - R																																								
	U-NII-1_5.15-5.25_802.11ax HE40_CH38_Full_RU_5190MHz																																								
ANT	8+6																																								
Pol.	Horizontal	Fundamental																																							
Peak	<table border="1"> <thead> <tr> <th>Limit</th> <th>Margin</th> <th>Read</th> <th>Ant</th> <th>Cable</th> <th>Preamp</th> <th>APos</th> <th>TPos</th> <th>Remark</th> </tr> <tr> <th>Freq</th> <th>Level</th> <th>Line</th> <th>(dB)</th> <th>Level</th> <th>Factor</th> <th>Loss</th> <th>Factor</th> <th></th> </tr> <tr> <th>MHz</th> <th>dBuV/m</th> <th>dBuV/m</th> <th>dBuV</th> <th>dB/m</th> <th>dB</th> <th>dB</th> <th>cm</th> <th>deg</th> </tr> </thead> <tbody> <tr> <td>1</td> <td>5368.63</td> <td>52.41</td> <td>74.00</td> <td>-21.59</td> <td>38.70</td> <td>34.83</td> <td>10.93</td> <td>32.05</td> <td>100</td> <td>301</td> <td>PEAK</td> </tr> </tbody> </table>	Limit	Margin	Read	Ant	Cable	Preamp	APos	TPos	Remark	Freq	Level	Line	(dB)	Level	Factor	Loss	Factor		MHz	dBuV/m	dBuV/m	dBuV	dB/m	dB	dB	cm	deg	1	5368.63	52.41	74.00	-21.59	38.70	34.83	10.93	32.05	100	301	PEAK	Blank
Limit	Margin	Read	Ant	Cable	Preamp	APos	TPos	Remark																																	
Freq	Level	Line	(dB)	Level	Factor	Loss	Factor																																		
MHz	dBuV/m	dBuV/m	dBuV	dB/m	dB	dB	cm	deg																																	
1	5368.63	52.41	74.00	-21.59	38.70	34.83	10.93	32.05	100	301	PEAK																														
Avg	<table border="1"> <thead> <tr> <th>Limit</th> <th>Margin</th> <th>Read</th> <th>Ant</th> <th>Cable</th> <th>Preamp</th> <th>APos</th> <th>TPos</th> <th>Remark</th> </tr> <tr> <th>Freq</th> <th>Level</th> <th>Line</th> <th>(dB)</th> <th>Level</th> <th>Factor</th> <th>Loss</th> <th>Factor</th> <th></th> </tr> <tr> <th>MHz</th> <th>dBuV/m</th> <th>dBuV/m</th> <th>dBuV</th> <th>dB/m</th> <th>dB</th> <th>dB</th> <th>cm</th> <th>deg</th> </tr> </thead> <tbody> <tr> <td>1</td> <td>5367.80</td> <td>44.65</td> <td>54.00</td> <td>-9.35</td> <td>30.94</td> <td>34.83</td> <td>10.93</td> <td>32.05</td> <td>100</td> <td>301</td> <td>AVERAGE</td> </tr> </tbody> </table>	Limit	Margin	Read	Ant	Cable	Preamp	APos	TPos	Remark	Freq	Level	Line	(dB)	Level	Factor	Loss	Factor		MHz	dBuV/m	dBuV/m	dBuV	dB/m	dB	dB	cm	deg	1	5367.80	44.65	54.00	-9.35	30.94	34.83	10.93	32.05	100	301	AVERAGE	Blank
Limit	Margin	Read	Ant	Cable	Preamp	APos	TPos	Remark																																	
Freq	Level	Line	(dB)	Level	Factor	Loss	Factor																																		
MHz	dBuV/m	dBuV/m	dBuV	dB/m	dB	dB	cm	deg																																	
1	5367.80	44.65	54.00	-9.35	30.94	34.83	10.93	32.05	100	301	AVERAGE																														



Mode	19																																																																															
	Band Edge - L																																																																															
	U-NII-1_5.15-5.25_802.11ax HE40_CH38_Full_RU_5190MHz																																																																															
ANT	8+6																																																																															
Pol.	Vertical	Fundamental																																																																														
Peak	<p>Date: 2023-12-07</p> <table border="1"> <thead> <tr> <th>Limit</th> <th>Margin</th> <th>Read</th> <th>Ant</th> <th>Cable</th> <th>Preamp</th> <th>APos</th> <th>TPos</th> <th>Remark</th> </tr> <tr> <th>Freq</th> <th>Level</th> <th>Line</th> <th>(dB)</th> <th>Level</th> <th>Factor</th> <th>Loss</th> <th>Factor</th> <th></th> </tr> <tr> <th>MHz</th> <th>dBuV/m</th> <th>dBuV/m</th> <th>dB</th> <th>dBuV</th> <th>dB/m</th> <th>dB</th> <th>dB</th> <th>cm</th> <th>deg</th> </tr> </thead> <tbody> <tr> <td>1</td> <td>5148.12</td> <td>55.34</td> <td>74.00</td> <td>-18.66</td> <td>41.16</td> <td>34.87</td> <td>11.09</td> <td>31.78</td> <td>400</td> <td>244 PEAK</td> </tr> </tbody> </table>	Limit	Margin	Read	Ant	Cable	Preamp	APos	TPos	Remark	Freq	Level	Line	(dB)	Level	Factor	Loss	Factor		MHz	dBuV/m	dBuV/m	dB	dBuV	dB/m	dB	dB	cm	deg	1	5148.12	55.34	74.00	-18.66	41.16	34.87	11.09	31.78	400	244 PEAK	<p>Date: 2023-12-07</p> <table border="1"> <thead> <tr> <th>Limit</th> <th>Margin</th> <th>Read</th> <th>Ant</th> <th>Cable</th> <th>Preamp</th> <th>APos</th> <th>TPos</th> <th>Remark</th> </tr> <tr> <th>Freq</th> <th>Level</th> <th>Line</th> <th>(dB)</th> <th>Level</th> <th>Factor</th> <th>Loss</th> <th>Factor</th> <th></th> </tr> <tr> <th>MHz</th> <th>dBuV/m</th> <th>dBuV/m</th> <th>dB</th> <th>dBuV</th> <th>dB/m</th> <th>dB</th> <th>dB</th> <th>cm</th> <th>deg</th> </tr> </thead> <tbody> <tr> <td>1</td> <td>5190.00</td> <td>97.87</td> <td>-----</td> <td>-----</td> <td>83.76</td> <td>34.86</td> <td>11.07</td> <td>31.82</td> <td>400</td> <td>244 PEAK</td> </tr> </tbody> </table>	Limit	Margin	Read	Ant	Cable	Preamp	APos	TPos	Remark	Freq	Level	Line	(dB)	Level	Factor	Loss	Factor		MHz	dBuV/m	dBuV/m	dB	dBuV	dB/m	dB	dB	cm	deg	1	5190.00	97.87	-----	-----	83.76	34.86	11.07	31.82	400	244 PEAK
	Limit	Margin	Read	Ant	Cable	Preamp	APos	TPos	Remark																																																																							
Freq	Level	Line	(dB)	Level	Factor	Loss	Factor																																																																									
MHz	dBuV/m	dBuV/m	dB	dBuV	dB/m	dB	dB	cm	deg																																																																							
1	5148.12	55.34	74.00	-18.66	41.16	34.87	11.09	31.78	400	244 PEAK																																																																						
Limit	Margin	Read	Ant	Cable	Preamp	APos	TPos	Remark																																																																								
Freq	Level	Line	(dB)	Level	Factor	Loss	Factor																																																																									
MHz	dBuV/m	dBuV/m	dB	dBuV	dB/m	dB	dB	cm	deg																																																																							
1	5190.00	97.87	-----	-----	83.76	34.86	11.07	31.82	400	244 PEAK																																																																						
Avg	<p>Date: 2023-12-07</p> <table border="1"> <thead> <tr> <th>Limit</th> <th>Margin</th> <th>Read</th> <th>Ant</th> <th>Cable</th> <th>Preamp</th> <th>APos</th> <th>TPos</th> <th>Remark</th> </tr> <tr> <th>Freq</th> <th>Level</th> <th>Line</th> <th>(dB)</th> <th>Level</th> <th>Factor</th> <th>Loss</th> <th>Factor</th> <th></th> </tr> <tr> <th>MHz</th> <th>dBuV/m</th> <th>dBuV/m</th> <th>dB</th> <th>dBuV</th> <th>dB/m</th> <th>dB</th> <th>dB</th> <th>cm</th> <th>deg</th> </tr> </thead> <tbody> <tr> <td>1</td> <td>5147.73</td> <td>47.05</td> <td>54.00</td> <td>-6.95</td> <td>32.87</td> <td>34.87</td> <td>11.09</td> <td>31.78</td> <td>400</td> <td>244 AVERAGE</td> </tr> </tbody> </table>	Limit	Margin	Read	Ant	Cable	Preamp	APos	TPos	Remark	Freq	Level	Line	(dB)	Level	Factor	Loss	Factor		MHz	dBuV/m	dBuV/m	dB	dBuV	dB/m	dB	dB	cm	deg	1	5147.73	47.05	54.00	-6.95	32.87	34.87	11.09	31.78	400	244 AVERAGE	<p>Date: 2023-12-07</p> <table border="1"> <thead> <tr> <th>Limit</th> <th>Margin</th> <th>Read</th> <th>Ant</th> <th>Cable</th> <th>Preamp</th> <th>APos</th> <th>TPos</th> <th>Remark</th> </tr> <tr> <th>Freq</th> <th>Level</th> <th>Line</th> <th>(dB)</th> <th>Level</th> <th>Factor</th> <th>Loss</th> <th>Factor</th> <th></th> </tr> <tr> <th>MHz</th> <th>dBuV/m</th> <th>dBuV/m</th> <th>dB</th> <th>dBuV</th> <th>dB/m</th> <th>dB</th> <th>dB</th> <th>cm</th> <th>deg</th> </tr> </thead> <tbody> <tr> <td>1</td> <td>5190.00</td> <td>91.28</td> <td>-----</td> <td>-----</td> <td>77.17</td> <td>34.86</td> <td>11.07</td> <td>31.82</td> <td>400</td> <td>244 AVERAGE</td> </tr> </tbody> </table>	Limit	Margin	Read	Ant	Cable	Preamp	APos	TPos	Remark	Freq	Level	Line	(dB)	Level	Factor	Loss	Factor		MHz	dBuV/m	dBuV/m	dB	dBuV	dB/m	dB	dB	cm	deg	1	5190.00	91.28	-----	-----	77.17	34.86	11.07	31.82	400	244 AVERAGE
Limit	Margin	Read	Ant	Cable	Preamp	APos	TPos	Remark																																																																								
Freq	Level	Line	(dB)	Level	Factor	Loss	Factor																																																																									
MHz	dBuV/m	dBuV/m	dB	dBuV	dB/m	dB	dB	cm	deg																																																																							
1	5147.73	47.05	54.00	-6.95	32.87	34.87	11.09	31.78	400	244 AVERAGE																																																																						
Limit	Margin	Read	Ant	Cable	Preamp	APos	TPos	Remark																																																																								
Freq	Level	Line	(dB)	Level	Factor	Loss	Factor																																																																									
MHz	dBuV/m	dBuV/m	dB	dBuV	dB/m	dB	dB	cm	deg																																																																							
1	5190.00	91.28	-----	-----	77.17	34.86	11.07	31.82	400	244 AVERAGE																																																																						



Mode	19																																					
	Band Edge - R																																					
	U-NII-1_5.15-5.25_802.11ax HE40_CH38_Full_RU_5190MHz																																					
ANT	8+6																																					
Pol.	Vertical	Fundamental																																				
Peak	<p>Date: 2023-12-07</p> <table border="1"> <thead> <tr> <th>Limit</th> <th>Margin</th> <th>Read</th> <th>Ant</th> <th>Cable</th> <th>Preamp</th> <th>APos</th> <th>TPos</th> <th>Remark</th> </tr> <tr> <th>Freq</th> <th>Level</th> <th>Line</th> <th>(dB)</th> <th>Level</th> <th>Factor</th> <th>Loss</th> <th>Factor</th> <th></th> </tr> <tr> <th>MHz</th> <th>dBuV/m</th> <th>dBuV/m</th> <th>dBuV</th> <th>dB/m</th> <th>dB</th> <th>dB</th> <th>cm</th> <th>deg</th> </tr> </thead> <tbody> <tr> <td>1 5444.48</td> <td>51.85</td> <td>74.00</td> <td>-22.15</td> <td>38.13</td> <td>34.81</td> <td>11.06</td> <td>32.15</td> <td>400 244 PEAK</td> </tr> </tbody> </table>	Limit	Margin	Read	Ant	Cable	Preamp	APos	TPos	Remark	Freq	Level	Line	(dB)	Level	Factor	Loss	Factor		MHz	dBuV/m	dBuV/m	dBuV	dB/m	dB	dB	cm	deg	1 5444.48	51.85	74.00	-22.15	38.13	34.81	11.06	32.15	400 244 PEAK	Blank
Limit	Margin	Read	Ant	Cable	Preamp	APos	TPos	Remark																														
Freq	Level	Line	(dB)	Level	Factor	Loss	Factor																															
MHz	dBuV/m	dBuV/m	dBuV	dB/m	dB	dB	cm	deg																														
1 5444.48	51.85	74.00	-22.15	38.13	34.81	11.06	32.15	400 244 PEAK																														
Avg	<p>Date: 2023-12-07</p> <table border="1"> <thead> <tr> <th>Limit</th> <th>Margin</th> <th>Read</th> <th>Ant</th> <th>Cable</th> <th>Preamp</th> <th>APos</th> <th>TPos</th> <th>Remark</th> </tr> <tr> <th>Freq</th> <th>Level</th> <th>Line</th> <th>(dB)</th> <th>Level</th> <th>Factor</th> <th>Loss</th> <th>Factor</th> <th></th> </tr> <tr> <th>MHz</th> <th>dBuV/m</th> <th>dBuV/m</th> <th>dBuV</th> <th>dB/m</th> <th>dB</th> <th>dB</th> <th>cm</th> <th>deg</th> </tr> </thead> <tbody> <tr> <td>1 5457.19</td> <td>44.88</td> <td>54.00</td> <td>-9.12</td> <td>31.12</td> <td>34.81</td> <td>11.11</td> <td>32.16</td> <td>400 244 AVERAGE</td> </tr> </tbody> </table>	Limit	Margin	Read	Ant	Cable	Preamp	APos	TPos	Remark	Freq	Level	Line	(dB)	Level	Factor	Loss	Factor		MHz	dBuV/m	dBuV/m	dBuV	dB/m	dB	dB	cm	deg	1 5457.19	44.88	54.00	-9.12	31.12	34.81	11.11	32.16	400 244 AVERAGE	Blank
Limit	Margin	Read	Ant	Cable	Preamp	APos	TPos	Remark																														
Freq	Level	Line	(dB)	Level	Factor	Loss	Factor																															
MHz	dBuV/m	dBuV/m	dBuV	dB/m	dB	dB	cm	deg																														
1 5457.19	44.88	54.00	-9.12	31.12	34.81	11.11	32.16	400 244 AVERAGE																														



Mode	20																																																																															
	Band Edge - L																																																																															
	U-NII-1_5.15-5.25_802.11ax HE40_CH46_Full_RU_5230MHz																																																																															
ANT	8+6																																																																															
Pol.	Horizontal	Fundamental																																																																														
Peak	<table border="1"> <thead> <tr> <th>Limit</th> <th>Margin</th> <th>Read</th> <th>Ant</th> <th>Cable</th> <th>Preamp</th> <th>APos</th> <th>TPos</th> <th>Remark</th> </tr> <tr> <th>Freq</th> <th>Level</th> <th>Line</th> <th>(dB)</th> <th>Level</th> <th>Factor</th> <th>Loss</th> <th>Factor</th> <th></th> </tr> <tr> <th>MHz</th> <th>dBuV/m</th> <th>dBuV/m</th> <th>dBuV</th> <th>dB/m</th> <th>dB</th> <th>dB</th> <th>cm</th> <th>deg</th> </tr> </thead> <tbody> <tr> <td>1</td> <td>5145.73</td> <td>56.73</td> <td>74.00</td> <td>-17.27</td> <td>42.55</td> <td>34.87</td> <td>11.09</td> <td>31.78</td> <td>100</td> <td>302</td> <td>PEAK</td> </tr> </tbody> </table>	Limit	Margin	Read	Ant	Cable	Preamp	APos	TPos	Remark	Freq	Level	Line	(dB)	Level	Factor	Loss	Factor		MHz	dBuV/m	dBuV/m	dBuV	dB/m	dB	dB	cm	deg	1	5145.73	56.73	74.00	-17.27	42.55	34.87	11.09	31.78	100	302	PEAK	<table border="1"> <thead> <tr> <th>Limit</th> <th>Margin</th> <th>Read</th> <th>Ant</th> <th>Cable</th> <th>Preamp</th> <th>APos</th> <th>TPos</th> <th>Remark</th> </tr> <tr> <th>Freq</th> <th>Level</th> <th>Line</th> <th>(dB)</th> <th>Level</th> <th>Factor</th> <th>Loss</th> <th>Factor</th> <th></th> </tr> <tr> <th>MHz</th> <th>dBuV/m</th> <th>dBuV/m</th> <th>dB</th> <th>dBuV</th> <th>dB/m</th> <th>dB</th> <th>cm</th> <th>deg</th> </tr> </thead> <tbody> <tr> <td>1</td> <td>5230.00</td> <td>107.71</td> <td>74.00</td> <td>33.71</td> <td>93.68</td> <td>34.86</td> <td>11.04</td> <td>31.87</td> <td>100</td> <td>302</td> <td>PEAK</td> </tr> </tbody> </table>	Limit	Margin	Read	Ant	Cable	Preamp	APos	TPos	Remark	Freq	Level	Line	(dB)	Level	Factor	Loss	Factor		MHz	dBuV/m	dBuV/m	dB	dBuV	dB/m	dB	cm	deg	1	5230.00	107.71	74.00	33.71	93.68	34.86	11.04	31.87	100	302	PEAK
	Limit	Margin	Read	Ant	Cable	Preamp	APos	TPos	Remark																																																																							
Freq	Level	Line	(dB)	Level	Factor	Loss	Factor																																																																									
MHz	dBuV/m	dBuV/m	dBuV	dB/m	dB	dB	cm	deg																																																																								
1	5145.73	56.73	74.00	-17.27	42.55	34.87	11.09	31.78	100	302	PEAK																																																																					
Limit	Margin	Read	Ant	Cable	Preamp	APos	TPos	Remark																																																																								
Freq	Level	Line	(dB)	Level	Factor	Loss	Factor																																																																									
MHz	dBuV/m	dBuV/m	dB	dBuV	dB/m	dB	cm	deg																																																																								
1	5230.00	107.71	74.00	33.71	93.68	34.86	11.04	31.87	100	302	PEAK																																																																					
Avg	<table border="1"> <thead> <tr> <th>Limit</th> <th>Margin</th> <th>Read</th> <th>Ant</th> <th>Cable</th> <th>Preamp</th> <th>APos</th> <th>TPos</th> <th>Remark</th> </tr> <tr> <th>Freq</th> <th>Level</th> <th>Line</th> <th>(dB)</th> <th>Level</th> <th>Factor</th> <th>Loss</th> <th>Factor</th> <th></th> </tr> <tr> <th>MHz</th> <th>dBuV/m</th> <th>dBuV/m</th> <th>dBuV</th> <th>dB/m</th> <th>dB</th> <th>dB</th> <th>cm</th> <th>deg</th> </tr> </thead> <tbody> <tr> <td>1</td> <td>5140.90</td> <td>48.87</td> <td>54.00</td> <td>-5.13</td> <td>34.68</td> <td>34.87</td> <td>11.09</td> <td>31.77</td> <td>100</td> <td>302</td> <td>AVERAGE</td> </tr> </tbody> </table>	Limit	Margin	Read	Ant	Cable	Preamp	APos	TPos	Remark	Freq	Level	Line	(dB)	Level	Factor	Loss	Factor		MHz	dBuV/m	dBuV/m	dBuV	dB/m	dB	dB	cm	deg	1	5140.90	48.87	54.00	-5.13	34.68	34.87	11.09	31.77	100	302	AVERAGE	<table border="1"> <thead> <tr> <th>Limit</th> <th>Margin</th> <th>Read</th> <th>Ant</th> <th>Cable</th> <th>Preamp</th> <th>APos</th> <th>TPos</th> <th>Remark</th> </tr> <tr> <th>Freq</th> <th>Level</th> <th>Line</th> <th>(dB)</th> <th>Level</th> <th>Factor</th> <th>Loss</th> <th>Factor</th> <th></th> </tr> <tr> <th>MHz</th> <th>dBuV/m</th> <th>dBuV/m</th> <th>dB</th> <th>dBuV</th> <th>dB/m</th> <th>dB</th> <th>cm</th> <th>deg</th> </tr> </thead> <tbody> <tr> <td>1</td> <td>5230.00</td> <td>101.75</td> <td>54.00</td> <td>47.75</td> <td>87.74</td> <td>34.85</td> <td>11.04</td> <td>31.88</td> <td>100</td> <td>302</td> <td>AVERAGE</td> </tr> </tbody> </table>	Limit	Margin	Read	Ant	Cable	Preamp	APos	TPos	Remark	Freq	Level	Line	(dB)	Level	Factor	Loss	Factor		MHz	dBuV/m	dBuV/m	dB	dBuV	dB/m	dB	cm	deg	1	5230.00	101.75	54.00	47.75	87.74	34.85	11.04	31.88	100	302	AVERAGE
Limit	Margin	Read	Ant	Cable	Preamp	APos	TPos	Remark																																																																								
Freq	Level	Line	(dB)	Level	Factor	Loss	Factor																																																																									
MHz	dBuV/m	dBuV/m	dBuV	dB/m	dB	dB	cm	deg																																																																								
1	5140.90	48.87	54.00	-5.13	34.68	34.87	11.09	31.77	100	302	AVERAGE																																																																					
Limit	Margin	Read	Ant	Cable	Preamp	APos	TPos	Remark																																																																								
Freq	Level	Line	(dB)	Level	Factor	Loss	Factor																																																																									
MHz	dBuV/m	dBuV/m	dB	dBuV	dB/m	dB	cm	deg																																																																								
1	5230.00	101.75	54.00	47.75	87.74	34.85	11.04	31.88	100	302	AVERAGE																																																																					



Mode	20																																					
	Band Edge - R																																					
	U-NII-1_5.15-5.25_802.11ax HE40_CH46_Full_RU_5230MHz																																					
ANT	8+6																																					
Pol.	Horizontal	Fundamental																																				
Peak	<p>Date: 2023-12-07</p> <table border="1"> <thead> <tr> <th>Limit</th> <th>Margin</th> <th>Read</th> <th>Ant</th> <th>Cable</th> <th>Preamp</th> <th>APos</th> <th>TPos</th> <th>Remark</th> </tr> <tr> <th>Freq</th> <th>Level</th> <th>Line</th> <th>(dB)</th> <th>Level</th> <th>Factor</th> <th>Loss</th> <th>Factor</th> <th></th> </tr> <tr> <th>MHz</th> <th>dBuV/m</th> <th>dBuV/m</th> <th>dBuV</th> <th>dB/m</th> <th>dB</th> <th>dB</th> <th>cm</th> <th>deg</th> </tr> </thead> <tbody> <tr> <td>1 5371.80</td> <td>51.94</td> <td>74.00</td> <td>-22.06</td> <td>38.24</td> <td>34.83</td> <td>10.93</td> <td>32.06</td> <td>100 302 PEAK</td> </tr> </tbody> </table>	Limit	Margin	Read	Ant	Cable	Preamp	APos	TPos	Remark	Freq	Level	Line	(dB)	Level	Factor	Loss	Factor		MHz	dBuV/m	dBuV/m	dBuV	dB/m	dB	dB	cm	deg	1 5371.80	51.94	74.00	-22.06	38.24	34.83	10.93	32.06	100 302 PEAK	Blank
Limit	Margin	Read	Ant	Cable	Preamp	APos	TPos	Remark																														
Freq	Level	Line	(dB)	Level	Factor	Loss	Factor																															
MHz	dBuV/m	dBuV/m	dBuV	dB/m	dB	dB	cm	deg																														
1 5371.80	51.94	74.00	-22.06	38.24	34.83	10.93	32.06	100 302 PEAK																														
Avg	<p>Date: 2023-12-07</p> <table border="1"> <thead> <tr> <th>Limit</th> <th>Margin</th> <th>Read</th> <th>Ant</th> <th>Cable</th> <th>Preamp</th> <th>APos</th> <th>TPos</th> <th>Remark</th> </tr> <tr> <th>Freq</th> <th>Level</th> <th>Line</th> <th>(dB)</th> <th>Level</th> <th>Factor</th> <th>Loss</th> <th>Factor</th> <th></th> </tr> <tr> <th>MHz</th> <th>dBuV/m</th> <th>dBuV/m</th> <th>dBuV</th> <th>dB/m</th> <th>dB</th> <th>dB</th> <th>cm</th> <th>deg</th> </tr> </thead> <tbody> <tr> <td>1 5414.14</td> <td>44.83</td> <td>54.00</td> <td>-9.17</td> <td>31.19</td> <td>34.82</td> <td>10.93</td> <td>32.11</td> <td>100 302 AVERAGE</td> </tr> </tbody> </table>	Limit	Margin	Read	Ant	Cable	Preamp	APos	TPos	Remark	Freq	Level	Line	(dB)	Level	Factor	Loss	Factor		MHz	dBuV/m	dBuV/m	dBuV	dB/m	dB	dB	cm	deg	1 5414.14	44.83	54.00	-9.17	31.19	34.82	10.93	32.11	100 302 AVERAGE	Blank
Limit	Margin	Read	Ant	Cable	Preamp	APos	TPos	Remark																														
Freq	Level	Line	(dB)	Level	Factor	Loss	Factor																															
MHz	dBuV/m	dBuV/m	dBuV	dB/m	dB	dB	cm	deg																														
1 5414.14	44.83	54.00	-9.17	31.19	34.82	10.93	32.11	100 302 AVERAGE																														



Mode	20																																																																																	
	Band Edge - L																																																																																	
	U-NII-1_5.15-5.25_802.11ax HE40_CH46_Full_RU_5230MHz																																																																																	
ANT	8+6																																																																																	
Pol.	Vertical	Fundamental																																																																																
Peak	<table border="1"> <thead> <tr> <th>Limit</th> <th>Margin</th> <th>Read</th> <th>Ant</th> <th>Cable</th> <th>Preamp</th> <th>APos</th> <th>TPos</th> <th>Remark</th> </tr> <tr> <th>Freq</th> <th>Level</th> <th>Line</th> <th>(dB)</th> <th>Level</th> <th>Factor</th> <th>Loss</th> <th>Factor</th> <th></th> </tr> <tr> <th>MHz</th> <th>dBuV/m</th> <th>dBuV/m</th> <th>dB</th> <th>dBuV</th> <th>dB/m</th> <th>dB</th> <th>dB</th> <th>cm</th> <th>deg</th> </tr> </thead> <tbody> <tr> <td>1</td> <td>5137.22</td> <td>56.03</td> <td>74.00</td> <td>-17.97</td> <td>41.84</td> <td>34.87</td> <td>11.09</td> <td>31.77</td> <td>400</td> <td>239</td> <td>PEAK</td> </tr> </tbody> </table>	Limit	Margin	Read	Ant	Cable	Preamp	APos	TPos	Remark	Freq	Level	Line	(dB)	Level	Factor	Loss	Factor		MHz	dBuV/m	dBuV/m	dB	dBuV	dB/m	dB	dB	cm	deg	1	5137.22	56.03	74.00	-17.97	41.84	34.87	11.09	31.77	400	239	PEAK	<table border="1"> <thead> <tr> <th>Limit</th> <th>Margin</th> <th>Read</th> <th>Ant</th> <th>Cable</th> <th>Preamp</th> <th>APos</th> <th>TPos</th> <th>Remark</th> </tr> <tr> <th>Freq</th> <th>Level</th> <th>Line</th> <th>(dB)</th> <th>Level</th> <th>Factor</th> <th>Loss</th> <th>Factor</th> <th></th> </tr> <tr> <th>MHz</th> <th>dBuV/m</th> <th>dBuV/m</th> <th>dB</th> <th>dBuV</th> <th>dB/m</th> <th>dB</th> <th>dB</th> <th>cm</th> <th>deg</th> </tr> </thead> <tbody> <tr> <td>1</td> <td>5230.00</td> <td>101.15</td> <td>-----</td> <td>-----</td> <td>87.16</td> <td>34.85</td> <td>11.03</td> <td>31.89</td> <td>400</td> <td>239</td> <td>PEAK</td> </tr> </tbody> </table>	Limit	Margin	Read	Ant	Cable	Preamp	APos	TPos	Remark	Freq	Level	Line	(dB)	Level	Factor	Loss	Factor		MHz	dBuV/m	dBuV/m	dB	dBuV	dB/m	dB	dB	cm	deg	1	5230.00	101.15	-----	-----	87.16	34.85	11.03	31.89	400	239	PEAK
	Limit	Margin	Read	Ant	Cable	Preamp	APos	TPos	Remark																																																																									
Freq	Level	Line	(dB)	Level	Factor	Loss	Factor																																																																											
MHz	dBuV/m	dBuV/m	dB	dBuV	dB/m	dB	dB	cm	deg																																																																									
1	5137.22	56.03	74.00	-17.97	41.84	34.87	11.09	31.77	400	239	PEAK																																																																							
Limit	Margin	Read	Ant	Cable	Preamp	APos	TPos	Remark																																																																										
Freq	Level	Line	(dB)	Level	Factor	Loss	Factor																																																																											
MHz	dBuV/m	dBuV/m	dB	dBuV	dB/m	dB	dB	cm	deg																																																																									
1	5230.00	101.15	-----	-----	87.16	34.85	11.03	31.89	400	239	PEAK																																																																							
Avg	<table border="1"> <thead> <tr> <th>Limit</th> <th>Margin</th> <th>Read</th> <th>Ant</th> <th>Cable</th> <th>Preamp</th> <th>APos</th> <th>TPos</th> <th>Remark</th> </tr> <tr> <th>Freq</th> <th>Level</th> <th>Line</th> <th>(dB)</th> <th>Level</th> <th>Factor</th> <th>Loss</th> <th>Factor</th> <th></th> </tr> <tr> <th>MHz</th> <th>dBuV/m</th> <th>dBuV/m</th> <th>dB</th> <th>dBuV</th> <th>dB/m</th> <th>dB</th> <th>dB</th> <th>cm</th> <th>deg</th> </tr> </thead> <tbody> <tr> <td>1</td> <td>5148.26</td> <td>46.74</td> <td>54.00</td> <td>-7.26</td> <td>32.56</td> <td>34.87</td> <td>11.09</td> <td>31.78</td> <td>400</td> <td>239</td> <td>AVERAGE</td> </tr> </tbody> </table>	Limit	Margin	Read	Ant	Cable	Preamp	APos	TPos	Remark	Freq	Level	Line	(dB)	Level	Factor	Loss	Factor		MHz	dBuV/m	dBuV/m	dB	dBuV	dB/m	dB	dB	cm	deg	1	5148.26	46.74	54.00	-7.26	32.56	34.87	11.09	31.78	400	239	AVERAGE	<table border="1"> <thead> <tr> <th>Limit</th> <th>Margin</th> <th>Read</th> <th>Ant</th> <th>Cable</th> <th>Preamp</th> <th>APos</th> <th>TPos</th> <th>Remark</th> </tr> <tr> <th>Freq</th> <th>Level</th> <th>Line</th> <th>(dB)</th> <th>Level</th> <th>Factor</th> <th>Loss</th> <th>Factor</th> <th></th> </tr> <tr> <th>MHz</th> <th>dBuV/m</th> <th>dBuV/m</th> <th>dB</th> <th>dBuV</th> <th>dB/m</th> <th>dB</th> <th>dB</th> <th>cm</th> <th>deg</th> </tr> </thead> <tbody> <tr> <td>1</td> <td>5230.00</td> <td>93.27</td> <td>-----</td> <td>-----</td> <td>79.26</td> <td>34.85</td> <td>11.04</td> <td>31.88</td> <td>400</td> <td>239</td> <td>AVERAGE</td> </tr> </tbody> </table>	Limit	Margin	Read	Ant	Cable	Preamp	APos	TPos	Remark	Freq	Level	Line	(dB)	Level	Factor	Loss	Factor		MHz	dBuV/m	dBuV/m	dB	dBuV	dB/m	dB	dB	cm	deg	1	5230.00	93.27	-----	-----	79.26	34.85	11.04	31.88	400	239	AVERAGE
Limit	Margin	Read	Ant	Cable	Preamp	APos	TPos	Remark																																																																										
Freq	Level	Line	(dB)	Level	Factor	Loss	Factor																																																																											
MHz	dBuV/m	dBuV/m	dB	dBuV	dB/m	dB	dB	cm	deg																																																																									
1	5148.26	46.74	54.00	-7.26	32.56	34.87	11.09	31.78	400	239	AVERAGE																																																																							
Limit	Margin	Read	Ant	Cable	Preamp	APos	TPos	Remark																																																																										
Freq	Level	Line	(dB)	Level	Factor	Loss	Factor																																																																											
MHz	dBuV/m	dBuV/m	dB	dBuV	dB/m	dB	dB	cm	deg																																																																									
1	5230.00	93.27	-----	-----	79.26	34.85	11.04	31.88	400	239	AVERAGE																																																																							



Mode	20																																								
	Band Edge - R																																								
	U-NII-1_5.15-5.25_802.11ax HE40_CH46_Full_RU_5230MHz																																								
ANT	8+6																																								
Pol.	Vertical	Fundamental																																							
Peak	<p>Date: 2023-12-07</p> <table border="1"> <thead> <tr> <th>Limit</th> <th>Margin</th> <th>Read</th> <th>Ant</th> <th>Cable</th> <th>Preamp</th> <th>APos</th> <th>TPos</th> <th>Remark</th> </tr> <tr> <th>Freq</th> <th>Level</th> <th>Line</th> <th>(dB)</th> <th>Level</th> <th>Factor</th> <th>Loss</th> <th>Factor</th> <th></th> </tr> <tr> <th>MHz</th> <th>dBuV/m</th> <th>dBuV/m</th> <th>dBuV</th> <th>dB/m</th> <th>dB</th> <th>dB</th> <th>cm</th> <th>deg</th> </tr> </thead> <tbody> <tr> <td>1</td> <td>5447.26</td> <td>52.27</td> <td>74.00</td> <td>-21.73</td> <td>38.54</td> <td>34.81</td> <td>11.07</td> <td>32.15</td> <td>400</td> <td>239</td> <td>PEAK</td> </tr> </tbody> </table>	Limit	Margin	Read	Ant	Cable	Preamp	APos	TPos	Remark	Freq	Level	Line	(dB)	Level	Factor	Loss	Factor		MHz	dBuV/m	dBuV/m	dBuV	dB/m	dB	dB	cm	deg	1	5447.26	52.27	74.00	-21.73	38.54	34.81	11.07	32.15	400	239	PEAK	Blank
Limit	Margin	Read	Ant	Cable	Preamp	APos	TPos	Remark																																	
Freq	Level	Line	(dB)	Level	Factor	Loss	Factor																																		
MHz	dBuV/m	dBuV/m	dBuV	dB/m	dB	dB	cm	deg																																	
1	5447.26	52.27	74.00	-21.73	38.54	34.81	11.07	32.15	400	239	PEAK																														
Avg	<p>Date: 2023-12-07</p> <table border="1"> <thead> <tr> <th>Limit</th> <th>Margin</th> <th>Read</th> <th>Ant</th> <th>Cable</th> <th>Preamp</th> <th>APos</th> <th>TPos</th> <th>Remark</th> </tr> <tr> <th>Freq</th> <th>Level</th> <th>Line</th> <th>(dB)</th> <th>Level</th> <th>Factor</th> <th>Loss</th> <th>Factor</th> <th></th> </tr> <tr> <th>MHz</th> <th>dBuV/m</th> <th>dBuV/m</th> <th>dBuV</th> <th>dB/m</th> <th>dB</th> <th>dB</th> <th>cm</th> <th>deg</th> </tr> </thead> <tbody> <tr> <td>1</td> <td>5357.31</td> <td>44.44</td> <td>54.00</td> <td>-9.56</td> <td>30.71</td> <td>34.83</td> <td>10.94</td> <td>32.04</td> <td>400</td> <td>239</td> <td>AVERAGE</td> </tr> </tbody> </table>	Limit	Margin	Read	Ant	Cable	Preamp	APos	TPos	Remark	Freq	Level	Line	(dB)	Level	Factor	Loss	Factor		MHz	dBuV/m	dBuV/m	dBuV	dB/m	dB	dB	cm	deg	1	5357.31	44.44	54.00	-9.56	30.71	34.83	10.94	32.04	400	239	AVERAGE	Blank
Limit	Margin	Read	Ant	Cable	Preamp	APos	TPos	Remark																																	
Freq	Level	Line	(dB)	Level	Factor	Loss	Factor																																		
MHz	dBuV/m	dBuV/m	dBuV	dB/m	dB	dB	cm	deg																																	
1	5357.31	44.44	54.00	-9.56	30.71	34.83	10.94	32.04	400	239	AVERAGE																														



Mode	20																																																																																																	
	Harmonic																																																																																																	
	U-NII-1_5.15-5.25_802.11ax HE40_CH46_Full_RU_5230MHz																																																																																																	
ANT	8+6																																																																																																	
Pol.	Horizontal	Vertical																																																																																																
Peak Avg																																																																																																		
	<table border="1"> <thead> <tr> <th></th> <th>Limit</th> <th>Read</th> <th>Ant</th> <th>Cable Preamp</th> <th>APos</th> <th>TPos</th> <th></th> </tr> <tr> <th>Freq</th> <th>Level</th> <th>Line Margin</th> <th>Level Factor</th> <th>Loss Factor</th> <th></th> <th></th> <th>Remark</th> </tr> <tr> <th></th> <th>MHz</th> <th>dBuV/m</th> <th>dBuV/m</th> <th>dB</th> <th>dBuV</th> <th>dB/m</th> <th>dB</th> <th>cm</th> <th>deg</th> </tr> </thead> <tbody> <tr> <td>1</td> <td>10460.00</td> <td>49.11</td> <td>68.30</td> <td>-19.19</td> <td>46.21</td> <td>39.48</td> <td>14.21</td> <td>50.79</td> <td>--</td> <td>Peak</td> </tr> <tr> <td>2</td> <td>15690.00</td> <td>47.18</td> <td>74.00</td> <td>-26.82</td> <td>39.85</td> <td>41.91</td> <td>16.97</td> <td>51.55</td> <td>--</td> <td>Peak</td> </tr> </tbody> </table>		Limit	Read	Ant	Cable Preamp	APos	TPos		Freq	Level	Line Margin	Level Factor	Loss Factor			Remark		MHz	dBuV/m	dBuV/m	dB	dBuV	dB/m	dB	cm	deg	1	10460.00	49.11	68.30	-19.19	46.21	39.48	14.21	50.79	--	Peak	2	15690.00	47.18	74.00	-26.82	39.85	41.91	16.97	51.55	--	Peak	<table border="1"> <thead> <tr> <th></th> <th>Limit</th> <th>Read</th> <th>Ant</th> <th>Cable Preamp</th> <th>APos</th> <th>TPos</th> <th></th> </tr> <tr> <th>Freq</th> <th>Level</th> <th>Line Margin</th> <th>Level Factor</th> <th>Loss Factor</th> <th></th> <th></th> <th>Remark</th> </tr> <tr> <th></th> <th>MHz</th> <th>dBuV/m</th> <th>dBuV/m</th> <th>dB</th> <th>dBuV</th> <th>dB/m</th> <th>dB</th> <th>dB</th> <th>cm</th> <th>deg</th> </tr> </thead> <tbody> <tr> <td>1</td> <td>10460.00</td> <td>49.67</td> <td>68.30</td> <td>-18.63</td> <td>46.77</td> <td>39.48</td> <td>14.21</td> <td>50.79</td> <td>--</td> <td>Peak</td> </tr> <tr> <td>2</td> <td>15690.00</td> <td>47.32</td> <td>74.00</td> <td>-26.68</td> <td>39.99</td> <td>41.91</td> <td>16.97</td> <td>51.55</td> <td>--</td> <td>Peak</td> </tr> </tbody> </table>		Limit	Read	Ant	Cable Preamp	APos	TPos		Freq	Level	Line Margin	Level Factor	Loss Factor			Remark		MHz	dBuV/m	dBuV/m	dB	dBuV	dB/m	dB	dB	cm	deg	1	10460.00	49.67	68.30	-18.63	46.77	39.48	14.21	50.79	--	Peak	2	15690.00	47.32	74.00	-26.68	39.99	41.91	16.97	51.55	--
	Limit	Read	Ant	Cable Preamp	APos	TPos																																																																																												
Freq	Level	Line Margin	Level Factor	Loss Factor			Remark																																																																																											
	MHz	dBuV/m	dBuV/m	dB	dBuV	dB/m	dB	cm	deg																																																																																									
1	10460.00	49.11	68.30	-19.19	46.21	39.48	14.21	50.79	--	Peak																																																																																								
2	15690.00	47.18	74.00	-26.82	39.85	41.91	16.97	51.55	--	Peak																																																																																								
	Limit	Read	Ant	Cable Preamp	APos	TPos																																																																																												
Freq	Level	Line Margin	Level Factor	Loss Factor			Remark																																																																																											
	MHz	dBuV/m	dBuV/m	dB	dBuV	dB/m	dB	dB	cm	deg																																																																																								
1	10460.00	49.67	68.30	-18.63	46.77	39.48	14.21	50.79	--	Peak																																																																																								
2	15690.00	47.32	74.00	-26.68	39.99	41.91	16.97	51.55	--	Peak																																																																																								

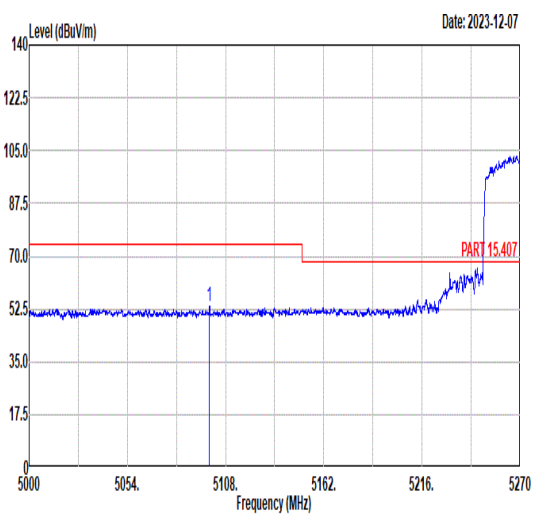
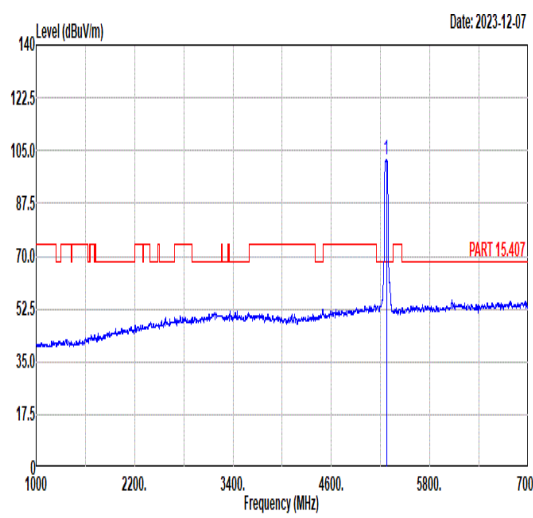
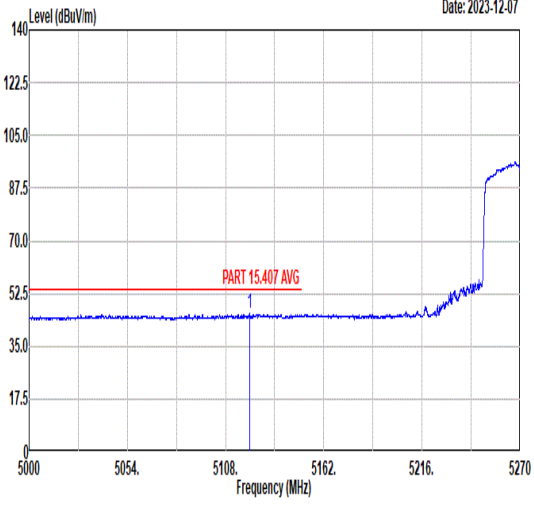
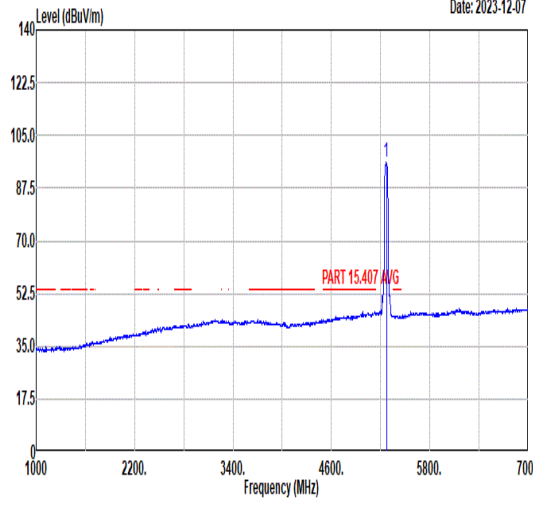


Mode	21																																																																																	
	Band Edge - L																																																																																	
	U-NII-2A_5.25-5.35_802.11ax HE40_CH54_Full RU_5270MHz																																																																																	
ANT	8+6																																																																																	
Pol.	Horizontal	Fundamental																																																																																
Peak	<table border="1"> <thead> <tr> <th>Limit</th> <th>Margin</th> <th>Read</th> <th>Ant</th> <th>Cable</th> <th>Preamp</th> <th>APos</th> <th>TPos</th> <th>Remark</th> </tr> <tr> <th>Freq</th> <th>Level</th> <th>Line</th> <th>(dB)</th> <th>Level</th> <th>Factor</th> <th>Loss</th> <th>Factor</th> <th></th> </tr> <tr> <th>MHz</th> <th>dBuV/m</th> <th>dBuV/m</th> <th>dB</th> <th>dBuV</th> <th>dB/m</th> <th>dB</th> <th>dB</th> <th>cm</th> <th>deg</th> </tr> </thead> <tbody> <tr> <td>1</td> <td>5063.05</td> <td>54.30</td> <td>74.00</td> <td>-19.70</td> <td>39.95</td> <td>34.89</td> <td>11.13</td> <td>31.67</td> <td>100</td> <td>300</td> <td>PEAK</td> </tr> </tbody> </table>	Limit	Margin	Read	Ant	Cable	Preamp	APos	TPos	Remark	Freq	Level	Line	(dB)	Level	Factor	Loss	Factor		MHz	dBuV/m	dBuV/m	dB	dBuV	dB/m	dB	dB	cm	deg	1	5063.05	54.30	74.00	-19.70	39.95	34.89	11.13	31.67	100	300	PEAK	<table border="1"> <thead> <tr> <th>Limit</th> <th>Margin</th> <th>Read</th> <th>Ant</th> <th>Cable</th> <th>Preamp</th> <th>APos</th> <th>TPos</th> <th>Remark</th> </tr> <tr> <th>Freq</th> <th>Level</th> <th>Line</th> <th>(dB)</th> <th>Level</th> <th>Factor</th> <th>Loss</th> <th>Factor</th> <th></th> </tr> <tr> <th>MHz</th> <th>dBuV/m</th> <th>dBuV/m</th> <th>dB</th> <th>dBuV</th> <th>dB/m</th> <th>dB</th> <th>dB</th> <th>cm</th> <th>deg</th> </tr> </thead> <tbody> <tr> <td>1</td> <td>5270.00</td> <td>107.72</td> <td>-----</td> <td>-----</td> <td>93.78</td> <td>34.85</td> <td>11.01</td> <td>31.92</td> <td>100</td> <td>300</td> <td>PEAK</td> </tr> </tbody> </table>	Limit	Margin	Read	Ant	Cable	Preamp	APos	TPos	Remark	Freq	Level	Line	(dB)	Level	Factor	Loss	Factor		MHz	dBuV/m	dBuV/m	dB	dBuV	dB/m	dB	dB	cm	deg	1	5270.00	107.72	-----	-----	93.78	34.85	11.01	31.92	100	300	PEAK
	Limit	Margin	Read	Ant	Cable	Preamp	APos	TPos	Remark																																																																									
Freq	Level	Line	(dB)	Level	Factor	Loss	Factor																																																																											
MHz	dBuV/m	dBuV/m	dB	dBuV	dB/m	dB	dB	cm	deg																																																																									
1	5063.05	54.30	74.00	-19.70	39.95	34.89	11.13	31.67	100	300	PEAK																																																																							
Limit	Margin	Read	Ant	Cable	Preamp	APos	TPos	Remark																																																																										
Freq	Level	Line	(dB)	Level	Factor	Loss	Factor																																																																											
MHz	dBuV/m	dBuV/m	dB	dBuV	dB/m	dB	dB	cm	deg																																																																									
1	5270.00	107.72	-----	-----	93.78	34.85	11.01	31.92	100	300	PEAK																																																																							
Avg	<table border="1"> <thead> <tr> <th>Limit</th> <th>Margin</th> <th>Read</th> <th>Ant</th> <th>Cable</th> <th>Preamp</th> <th>APos</th> <th>TPos</th> <th>Remark</th> </tr> <tr> <th>Freq</th> <th>Level</th> <th>Line</th> <th>(dB)</th> <th>Level</th> <th>Factor</th> <th>Loss</th> <th>Factor</th> <th></th> </tr> <tr> <th>MHz</th> <th>dBuV/m</th> <th>dBuV/m</th> <th>dB</th> <th>dBuV</th> <th>dB/m</th> <th>dB</th> <th>dB</th> <th>cm</th> <th>deg</th> </tr> </thead> <tbody> <tr> <td>1</td> <td>5130.01</td> <td>46.38</td> <td>54.00</td> <td>-7.62</td> <td>32.17</td> <td>34.87</td> <td>11.10</td> <td>31.76</td> <td>100</td> <td>300</td> <td>AVERAGE</td> </tr> </tbody> </table>	Limit	Margin	Read	Ant	Cable	Preamp	APos	TPos	Remark	Freq	Level	Line	(dB)	Level	Factor	Loss	Factor		MHz	dBuV/m	dBuV/m	dB	dBuV	dB/m	dB	dB	cm	deg	1	5130.01	46.38	54.00	-7.62	32.17	34.87	11.10	31.76	100	300	AVERAGE	<table border="1"> <thead> <tr> <th>Limit</th> <th>Margin</th> <th>Read</th> <th>Ant</th> <th>Cable</th> <th>Preamp</th> <th>APos</th> <th>TPos</th> <th>Remark</th> </tr> <tr> <th>Freq</th> <th>Level</th> <th>Line</th> <th>(dB)</th> <th>Level</th> <th>Factor</th> <th>Loss</th> <th>Factor</th> <th></th> </tr> <tr> <th>MHz</th> <th>dBuV/m</th> <th>dBuV/m</th> <th>dB</th> <th>dBuV</th> <th>dB/m</th> <th>dB</th> <th>dB</th> <th>cm</th> <th>deg</th> </tr> </thead> <tbody> <tr> <td>1</td> <td>5270.00</td> <td>101.47</td> <td>-----</td> <td>-----</td> <td>87.53</td> <td>34.85</td> <td>11.01</td> <td>31.92</td> <td>100</td> <td>300</td> <td>AVERAGE</td> </tr> </tbody> </table>	Limit	Margin	Read	Ant	Cable	Preamp	APos	TPos	Remark	Freq	Level	Line	(dB)	Level	Factor	Loss	Factor		MHz	dBuV/m	dBuV/m	dB	dBuV	dB/m	dB	dB	cm	deg	1	5270.00	101.47	-----	-----	87.53	34.85	11.01	31.92	100	300	AVERAGE
Limit	Margin	Read	Ant	Cable	Preamp	APos	TPos	Remark																																																																										
Freq	Level	Line	(dB)	Level	Factor	Loss	Factor																																																																											
MHz	dBuV/m	dBuV/m	dB	dBuV	dB/m	dB	dB	cm	deg																																																																									
1	5130.01	46.38	54.00	-7.62	32.17	34.87	11.10	31.76	100	300	AVERAGE																																																																							
Limit	Margin	Read	Ant	Cable	Preamp	APos	TPos	Remark																																																																										
Freq	Level	Line	(dB)	Level	Factor	Loss	Factor																																																																											
MHz	dBuV/m	dBuV/m	dB	dBuV	dB/m	dB	dB	cm	deg																																																																									
1	5270.00	101.47	-----	-----	87.53	34.85	11.01	31.92	100	300	AVERAGE																																																																							



Mode	21																																					
	Band Edge - R																																					
	U-NII-2A_5.25-5.35_802.11ax HE40_CH54_Full RU_5270MHz																																					
ANT	8+6																																					
Pol.	Horizontal	Fundamental																																				
Peak	<table border="1"> <thead> <tr> <th>Limit</th> <th>Margin</th> <th>Read</th> <th>Ant</th> <th>Cable</th> <th>Preamp</th> <th>APos</th> <th>TPos</th> <th>Remark</th> </tr> <tr> <th>Freq</th> <th>Level</th> <th>Line</th> <th>(dB)</th> <th>Level</th> <th>Factor</th> <th>Loss</th> <th>Factor</th> <th></th> </tr> <tr> <th>MHz</th> <th>dBuV/m</th> <th>dBuV/m</th> <th>dBuV</th> <th>dB/m</th> <th>dB</th> <th>dB</th> <th>cm</th> <th>deg</th> </tr> </thead> <tbody> <tr> <td>1 5350.29</td> <td>55.20</td> <td>74.00</td> <td>-18.80</td> <td>41.46</td> <td>34.83</td> <td>10.94</td> <td>32.03</td> <td>100 300 PEAK</td> </tr> </tbody> </table>	Limit	Margin	Read	Ant	Cable	Preamp	APos	TPos	Remark	Freq	Level	Line	(dB)	Level	Factor	Loss	Factor		MHz	dBuV/m	dBuV/m	dBuV	dB/m	dB	dB	cm	deg	1 5350.29	55.20	74.00	-18.80	41.46	34.83	10.94	32.03	100 300 PEAK	Blank
Limit	Margin	Read	Ant	Cable	Preamp	APos	TPos	Remark																														
Freq	Level	Line	(dB)	Level	Factor	Loss	Factor																															
MHz	dBuV/m	dBuV/m	dBuV	dB/m	dB	dB	cm	deg																														
1 5350.29	55.20	74.00	-18.80	41.46	34.83	10.94	32.03	100 300 PEAK																														
Avg	<table border="1"> <thead> <tr> <th>Limit</th> <th>Margin</th> <th>Read</th> <th>Ant</th> <th>Cable</th> <th>Preamp</th> <th>APos</th> <th>TPos</th> <th>Remark</th> </tr> <tr> <th>Freq</th> <th>Level</th> <th>Line</th> <th>(dB)</th> <th>Level</th> <th>Factor</th> <th>Loss</th> <th>Factor</th> <th></th> </tr> <tr> <th>MHz</th> <th>dBuV/m</th> <th>dBuV/m</th> <th>dBuV</th> <th>dB/m</th> <th>dB</th> <th>dB</th> <th>cm</th> <th>deg</th> </tr> </thead> <tbody> <tr> <td>1 5354.47</td> <td>46.49</td> <td>54.00</td> <td>-7.51</td> <td>32.75</td> <td>34.83</td> <td>10.94</td> <td>32.03</td> <td>100 300 AVERAGE</td> </tr> </tbody> </table>	Limit	Margin	Read	Ant	Cable	Preamp	APos	TPos	Remark	Freq	Level	Line	(dB)	Level	Factor	Loss	Factor		MHz	dBuV/m	dBuV/m	dBuV	dB/m	dB	dB	cm	deg	1 5354.47	46.49	54.00	-7.51	32.75	34.83	10.94	32.03	100 300 AVERAGE	Blank
Limit	Margin	Read	Ant	Cable	Preamp	APos	TPos	Remark																														
Freq	Level	Line	(dB)	Level	Factor	Loss	Factor																															
MHz	dBuV/m	dBuV/m	dBuV	dB/m	dB	dB	cm	deg																														
1 5354.47	46.49	54.00	-7.51	32.75	34.83	10.94	32.03	100 300 AVERAGE																														



Mode	21																																																																															
	Band Edge - L																																																																															
	U-NII-2A_5.25-5.35_802.11ax HE40_CH54_Full RU_5270MHz																																																																															
ANT	8+6																																																																															
Pol.	Vertical	Fundamental																																																																														
Peak	 <p>Date: 2023-12-07</p> <table border="1"> <thead> <tr> <th>Limit</th> <th>Margin</th> <th>Read</th> <th>Ant</th> <th>Cable</th> <th>Preamp</th> <th>APos</th> <th>TPos</th> <th>Remark</th> </tr> <tr> <th>Freq</th> <th>Level</th> <th>Line</th> <th>(dB)</th> <th>Level</th> <th>Factor</th> <th>Loss</th> <th>Factor</th> <th></th> </tr> <tr> <th>MHz</th> <th>dBuV/m</th> <th>dBuV/m</th> <th>dB</th> <th>dBuV</th> <th>dB/m</th> <th>dB</th> <th>dB</th> <th>cm</th> <th>deg</th> </tr> </thead> <tbody> <tr> <td>1</td> <td>5099.23</td> <td>53.36</td> <td>74.00</td> <td>-20.64</td> <td>39.09</td> <td>34.88</td> <td>11.11</td> <td>31.72</td> <td>400</td> <td>241 PEAK</td> </tr> </tbody> </table>	Limit	Margin	Read	Ant	Cable	Preamp	APos	TPos	Remark	Freq	Level	Line	(dB)	Level	Factor	Loss	Factor		MHz	dBuV/m	dBuV/m	dB	dBuV	dB/m	dB	dB	cm	deg	1	5099.23	53.36	74.00	-20.64	39.09	34.88	11.11	31.72	400	241 PEAK	 <p>Date: 2023-12-07</p> <table border="1"> <thead> <tr> <th>Limit</th> <th>Margin</th> <th>Read</th> <th>Ant</th> <th>Cable</th> <th>Preamp</th> <th>APos</th> <th>TPos</th> <th>Remark</th> </tr> <tr> <th>Freq</th> <th>Level</th> <th>Line</th> <th>(dB)</th> <th>Level</th> <th>Factor</th> <th>Loss</th> <th>Factor</th> <th></th> </tr> <tr> <th>MHz</th> <th>dBuV/m</th> <th>dBuV/m</th> <th>dB</th> <th>dBuV</th> <th>dB/m</th> <th>dB</th> <th>dB</th> <th>cm</th> <th>deg</th> </tr> </thead> <tbody> <tr> <td>1</td> <td>5270.00</td> <td>102.05</td> <td>-----</td> <td>-----</td> <td>88.15</td> <td>34.84</td> <td>11.00</td> <td>31.94</td> <td>400</td> <td>241 PEAK</td> </tr> </tbody> </table>	Limit	Margin	Read	Ant	Cable	Preamp	APos	TPos	Remark	Freq	Level	Line	(dB)	Level	Factor	Loss	Factor		MHz	dBuV/m	dBuV/m	dB	dBuV	dB/m	dB	dB	cm	deg	1	5270.00	102.05	-----	-----	88.15	34.84	11.00	31.94	400	241 PEAK
	Limit	Margin	Read	Ant	Cable	Preamp	APos	TPos	Remark																																																																							
Freq	Level	Line	(dB)	Level	Factor	Loss	Factor																																																																									
MHz	dBuV/m	dBuV/m	dB	dBuV	dB/m	dB	dB	cm	deg																																																																							
1	5099.23	53.36	74.00	-20.64	39.09	34.88	11.11	31.72	400	241 PEAK																																																																						
Limit	Margin	Read	Ant	Cable	Preamp	APos	TPos	Remark																																																																								
Freq	Level	Line	(dB)	Level	Factor	Loss	Factor																																																																									
MHz	dBuV/m	dBuV/m	dB	dBuV	dB/m	dB	dB	cm	deg																																																																							
1	5270.00	102.05	-----	-----	88.15	34.84	11.00	31.94	400	241 PEAK																																																																						
Avg	 <p>Date: 2023-12-07</p> <table border="1"> <thead> <tr> <th>Limit</th> <th>Margin</th> <th>Read</th> <th>Ant</th> <th>Cable</th> <th>Preamp</th> <th>APos</th> <th>TPos</th> <th>Remark</th> </tr> <tr> <th>Freq</th> <th>Level</th> <th>Line</th> <th>(dB)</th> <th>Level</th> <th>Factor</th> <th>Loss</th> <th>Factor</th> <th></th> </tr> <tr> <th>MHz</th> <th>dBuV/m</th> <th>dBuV/m</th> <th>dB</th> <th>dBuV</th> <th>dB/m</th> <th>dB</th> <th>dB</th> <th>cm</th> <th>deg</th> </tr> </thead> <tbody> <tr> <td>1</td> <td>5121.10</td> <td>45.76</td> <td>54.00</td> <td>-8.24</td> <td>31.53</td> <td>34.88</td> <td>11.10</td> <td>31.75</td> <td>400</td> <td>241 AVERAGE</td> </tr> </tbody> </table>	Limit	Margin	Read	Ant	Cable	Preamp	APos	TPos	Remark	Freq	Level	Line	(dB)	Level	Factor	Loss	Factor		MHz	dBuV/m	dBuV/m	dB	dBuV	dB/m	dB	dB	cm	deg	1	5121.10	45.76	54.00	-8.24	31.53	34.88	11.10	31.75	400	241 AVERAGE	 <p>Date: 2023-12-07</p> <table border="1"> <thead> <tr> <th>Limit</th> <th>Margin</th> <th>Read</th> <th>Ant</th> <th>Cable</th> <th>Preamp</th> <th>APos</th> <th>TPos</th> <th>Remark</th> </tr> <tr> <th>Freq</th> <th>Level</th> <th>Line</th> <th>(dB)</th> <th>Level</th> <th>Factor</th> <th>Loss</th> <th>Factor</th> <th></th> </tr> <tr> <th>MHz</th> <th>dBuV/m</th> <th>dBuV/m</th> <th>dB</th> <th>dBuV</th> <th>dB/m</th> <th>dB</th> <th>dB</th> <th>cm</th> <th>deg</th> </tr> </thead> <tbody> <tr> <td>1</td> <td>5270.00</td> <td>95.94</td> <td>-----</td> <td>-----</td> <td>82.00</td> <td>34.85</td> <td>11.01</td> <td>31.92</td> <td>400</td> <td>241 AVERAGE</td> </tr> </tbody> </table>	Limit	Margin	Read	Ant	Cable	Preamp	APos	TPos	Remark	Freq	Level	Line	(dB)	Level	Factor	Loss	Factor		MHz	dBuV/m	dBuV/m	dB	dBuV	dB/m	dB	dB	cm	deg	1	5270.00	95.94	-----	-----	82.00	34.85	11.01	31.92	400	241 AVERAGE
Limit	Margin	Read	Ant	Cable	Preamp	APos	TPos	Remark																																																																								
Freq	Level	Line	(dB)	Level	Factor	Loss	Factor																																																																									
MHz	dBuV/m	dBuV/m	dB	dBuV	dB/m	dB	dB	cm	deg																																																																							
1	5121.10	45.76	54.00	-8.24	31.53	34.88	11.10	31.75	400	241 AVERAGE																																																																						
Limit	Margin	Read	Ant	Cable	Preamp	APos	TPos	Remark																																																																								
Freq	Level	Line	(dB)	Level	Factor	Loss	Factor																																																																									
MHz	dBuV/m	dBuV/m	dB	dBuV	dB/m	dB	dB	cm	deg																																																																							
1	5270.00	95.94	-----	-----	82.00	34.85	11.01	31.92	400	241 AVERAGE																																																																						



Mode	21																																									
	Band Edge - R																																									
	U-NII-2A_5.25-5.35_802.11ax HE40_CH54_Full RU_5270MHz																																									
ANT	8+6																																									
Pol.	Vertical	Fundamental																																								
Peak	<table border="1"> <thead> <tr> <th>Limit</th> <th>Margin</th> <th>Read</th> <th>Ant</th> <th>Cable</th> <th>Preamp</th> <th>APos</th> <th>TPos</th> <th>Remark</th> </tr> <tr> <th>Freq</th> <th>Level</th> <th>Line</th> <th>(dB)</th> <th>Level</th> <th>Factor</th> <th>Loss</th> <th>Factor</th> <th></th> </tr> <tr> <th>MHz</th> <th>dBuV/m</th> <th>dBuV/m</th> <th>dB</th> <th>dBuV</th> <th>dB/m</th> <th>dB</th> <th>dB</th> <th>cm</th> <th>deg</th> </tr> </thead> <tbody> <tr> <td>1</td> <td>5421.54</td> <td>51.66</td> <td>74.00</td> <td>-22.34</td> <td>38.00</td> <td>34.82</td> <td>10.96</td> <td>32.12</td> <td>400</td> <td>241</td> <td>PEAK</td> </tr> </tbody> </table>	Limit	Margin	Read	Ant	Cable	Preamp	APos	TPos	Remark	Freq	Level	Line	(dB)	Level	Factor	Loss	Factor		MHz	dBuV/m	dBuV/m	dB	dBuV	dB/m	dB	dB	cm	deg	1	5421.54	51.66	74.00	-22.34	38.00	34.82	10.96	32.12	400	241	PEAK	Blank
Limit	Margin	Read	Ant	Cable	Preamp	APos	TPos	Remark																																		
Freq	Level	Line	(dB)	Level	Factor	Loss	Factor																																			
MHz	dBuV/m	dBuV/m	dB	dBuV	dB/m	dB	dB	cm	deg																																	
1	5421.54	51.66	74.00	-22.34	38.00	34.82	10.96	32.12	400	241	PEAK																															
Avg	<table border="1"> <thead> <tr> <th>Limit</th> <th>Margin</th> <th>Read</th> <th>Ant</th> <th>Cable</th> <th>Preamp</th> <th>APos</th> <th>TPos</th> <th>Remark</th> </tr> <tr> <th>Freq</th> <th>Level</th> <th>Line</th> <th>(dB)</th> <th>Level</th> <th>Factor</th> <th>Loss</th> <th>Factor</th> <th></th> </tr> <tr> <th>MHz</th> <th>dBuV/m</th> <th>dBuV/m</th> <th>dB</th> <th>dBuV</th> <th>dB/m</th> <th>dB</th> <th>dB</th> <th>cm</th> <th>deg</th> </tr> </thead> <tbody> <tr> <td>1</td> <td>5457.63</td> <td>44.38</td> <td>54.00</td> <td>-9.62</td> <td>30.62</td> <td>34.81</td> <td>11.11</td> <td>32.16</td> <td>400</td> <td>241</td> <td>AVERAGE</td> </tr> </tbody> </table>	Limit	Margin	Read	Ant	Cable	Preamp	APos	TPos	Remark	Freq	Level	Line	(dB)	Level	Factor	Loss	Factor		MHz	dBuV/m	dBuV/m	dB	dBuV	dB/m	dB	dB	cm	deg	1	5457.63	44.38	54.00	-9.62	30.62	34.81	11.11	32.16	400	241	AVERAGE	Blank
Limit	Margin	Read	Ant	Cable	Preamp	APos	TPos	Remark																																		
Freq	Level	Line	(dB)	Level	Factor	Loss	Factor																																			
MHz	dBuV/m	dBuV/m	dB	dBuV	dB/m	dB	dB	cm	deg																																	
1	5457.63	44.38	54.00	-9.62	30.62	34.81	11.11	32.16	400	241	AVERAGE																															

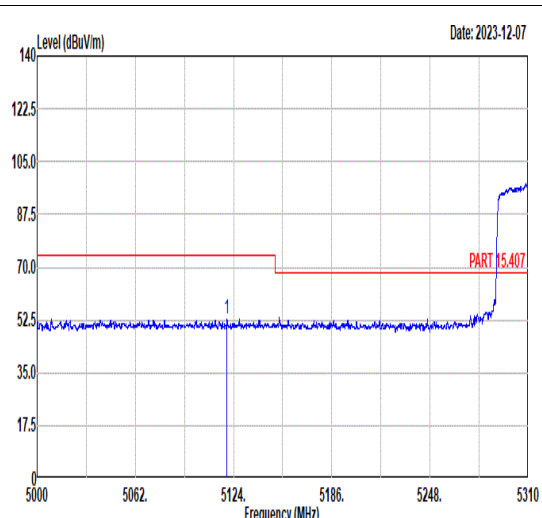
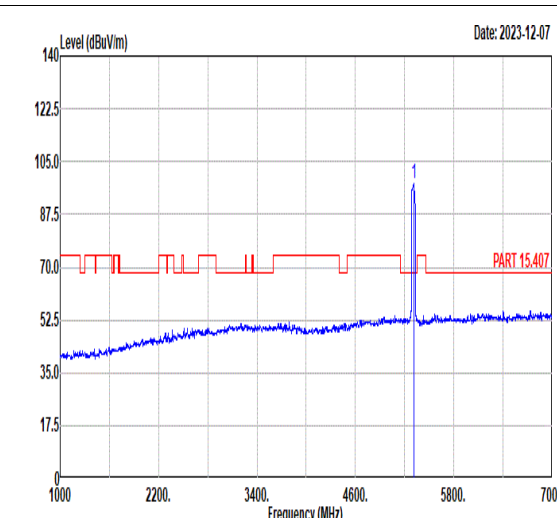
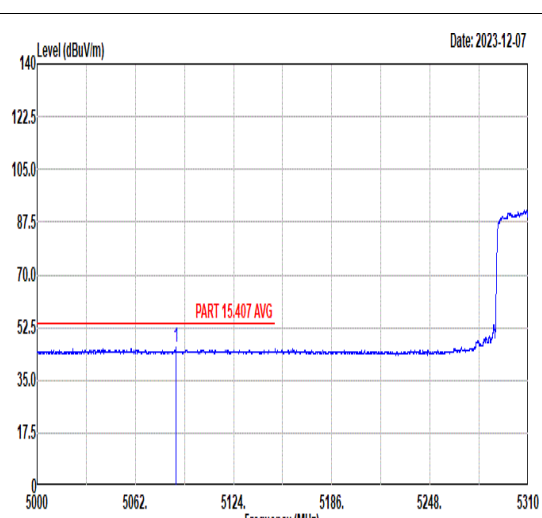
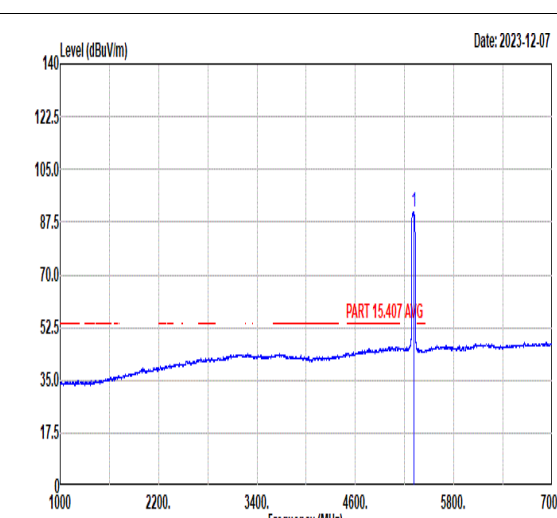


Mode	22																																																																															
	Band Edge - L																																																																															
	U-NII-2A_5.25-5.35_802.11ax HE40_CH62_Full RU_5310MHz																																																																															
ANT	8+6																																																																															
Pol.	Horizontal	Fundamental																																																																														
Peak	<table border="1"> <thead> <tr> <th>Limit</th> <th>Margin</th> <th>Read</th> <th>Ant</th> <th>Cable</th> <th>Preamp</th> <th>APos</th> <th>TPos</th> <th>Remark</th> </tr> <tr> <th>Freq</th> <th>Level</th> <th>Line</th> <th>(dB)</th> <th>Level</th> <th>Factor</th> <th>Loss</th> <th>Factor</th> <th></th> </tr> <tr> <th>MHz</th> <th>dBuV/m</th> <th>dBuV/m</th> <th>dB</th> <th>dBuV</th> <th>dB/m</th> <th>dB</th> <th>dB</th> <th>cm</th> <th>deg</th> </tr> </thead> <tbody> <tr> <td>1</td> <td>5087.61</td> <td>53.38</td> <td>74.00</td> <td>-20.62</td> <td>39.08</td> <td>34.88</td> <td>11.12</td> <td>31.70</td> <td>100</td> <td>301 PEAK</td> </tr> </tbody> </table>	Limit	Margin	Read	Ant	Cable	Preamp	APos	TPos	Remark	Freq	Level	Line	(dB)	Level	Factor	Loss	Factor		MHz	dBuV/m	dBuV/m	dB	dBuV	dB/m	dB	dB	cm	deg	1	5087.61	53.38	74.00	-20.62	39.08	34.88	11.12	31.70	100	301 PEAK	<table border="1"> <thead> <tr> <th>Limit</th> <th>Margin</th> <th>Read</th> <th>Ant</th> <th>Cable</th> <th>Preamp</th> <th>APos</th> <th>TPos</th> <th>Remark</th> </tr> <tr> <th>Freq</th> <th>Level</th> <th>Line</th> <th>(dB)</th> <th>Level</th> <th>Factor</th> <th>Loss</th> <th>Factor</th> <th></th> </tr> <tr> <th>MHz</th> <th>dBuV/m</th> <th>dBuV/m</th> <th>dB</th> <th>dBuV</th> <th>dB/m</th> <th>dB</th> <th>dB</th> <th>cm</th> <th>deg</th> </tr> </thead> <tbody> <tr> <td>1</td> <td>5310.00</td> <td>102.61</td> <td>-----</td> <td>-----</td> <td>88.76</td> <td>34.84</td> <td>10.98</td> <td>31.97</td> <td>100</td> <td>301 PEAK</td> </tr> </tbody> </table>	Limit	Margin	Read	Ant	Cable	Preamp	APos	TPos	Remark	Freq	Level	Line	(dB)	Level	Factor	Loss	Factor		MHz	dBuV/m	dBuV/m	dB	dBuV	dB/m	dB	dB	cm	deg	1	5310.00	102.61	-----	-----	88.76	34.84	10.98	31.97	100	301 PEAK
	Limit	Margin	Read	Ant	Cable	Preamp	APos	TPos	Remark																																																																							
Freq	Level	Line	(dB)	Level	Factor	Loss	Factor																																																																									
MHz	dBuV/m	dBuV/m	dB	dBuV	dB/m	dB	dB	cm	deg																																																																							
1	5087.61	53.38	74.00	-20.62	39.08	34.88	11.12	31.70	100	301 PEAK																																																																						
Limit	Margin	Read	Ant	Cable	Preamp	APos	TPos	Remark																																																																								
Freq	Level	Line	(dB)	Level	Factor	Loss	Factor																																																																									
MHz	dBuV/m	dBuV/m	dB	dBuV	dB/m	dB	dB	cm	deg																																																																							
1	5310.00	102.61	-----	-----	88.76	34.84	10.98	31.97	100	301 PEAK																																																																						
Avg	<table border="1"> <thead> <tr> <th>Limit</th> <th>Margin</th> <th>Read</th> <th>Ant</th> <th>Cable</th> <th>Preamp</th> <th>APos</th> <th>TPos</th> <th>Remark</th> </tr> <tr> <th>Freq</th> <th>Level</th> <th>Line</th> <th>(dB)</th> <th>Level</th> <th>Factor</th> <th>Loss</th> <th>Factor</th> <th></th> </tr> <tr> <th>MHz</th> <th>dBuV/m</th> <th>dBuV/m</th> <th>dB</th> <th>dBuV</th> <th>dB/m</th> <th>dB</th> <th>dB</th> <th>cm</th> <th>deg</th> </tr> </thead> <tbody> <tr> <td>1</td> <td>5105.56</td> <td>45.72</td> <td>54.00</td> <td>-8.28</td> <td>31.46</td> <td>34.88</td> <td>11.11</td> <td>31.73</td> <td>100</td> <td>301 AVERAGE</td> </tr> </tbody> </table>	Limit	Margin	Read	Ant	Cable	Preamp	APos	TPos	Remark	Freq	Level	Line	(dB)	Level	Factor	Loss	Factor		MHz	dBuV/m	dBuV/m	dB	dBuV	dB/m	dB	dB	cm	deg	1	5105.56	45.72	54.00	-8.28	31.46	34.88	11.11	31.73	100	301 AVERAGE	<table border="1"> <thead> <tr> <th>Limit</th> <th>Margin</th> <th>Read</th> <th>Ant</th> <th>Cable</th> <th>Preamp</th> <th>APos</th> <th>TPos</th> <th>Remark</th> </tr> <tr> <th>Freq</th> <th>Level</th> <th>Line</th> <th>(dB)</th> <th>Level</th> <th>Factor</th> <th>Loss</th> <th>Factor</th> <th></th> </tr> <tr> <th>MHz</th> <th>dBuV/m</th> <th>dBuV/m</th> <th>dB</th> <th>dBuV</th> <th>dB/m</th> <th>dB</th> <th>dB</th> <th>cm</th> <th>deg</th> </tr> </thead> <tbody> <tr> <td>1</td> <td>5310.00</td> <td>96.25</td> <td>-----</td> <td>-----</td> <td>82.42</td> <td>34.84</td> <td>10.97</td> <td>31.98</td> <td>100</td> <td>301 AVERAGE</td> </tr> </tbody> </table>	Limit	Margin	Read	Ant	Cable	Preamp	APos	TPos	Remark	Freq	Level	Line	(dB)	Level	Factor	Loss	Factor		MHz	dBuV/m	dBuV/m	dB	dBuV	dB/m	dB	dB	cm	deg	1	5310.00	96.25	-----	-----	82.42	34.84	10.97	31.98	100	301 AVERAGE
Limit	Margin	Read	Ant	Cable	Preamp	APos	TPos	Remark																																																																								
Freq	Level	Line	(dB)	Level	Factor	Loss	Factor																																																																									
MHz	dBuV/m	dBuV/m	dB	dBuV	dB/m	dB	dB	cm	deg																																																																							
1	5105.56	45.72	54.00	-8.28	31.46	34.88	11.11	31.73	100	301 AVERAGE																																																																						
Limit	Margin	Read	Ant	Cable	Preamp	APos	TPos	Remark																																																																								
Freq	Level	Line	(dB)	Level	Factor	Loss	Factor																																																																									
MHz	dBuV/m	dBuV/m	dB	dBuV	dB/m	dB	dB	cm	deg																																																																							
1	5310.00	96.25	-----	-----	82.42	34.84	10.97	31.98	100	301 AVERAGE																																																																						



Mode	22																																									
	Band Edge - R																																									
	U-NII-2A_5.25-5.35_802.11ax HE40_CH62_Full RU_5310MHz																																									
ANT	8+6																																									
Pol.	Horizontal	Fundamental																																								
Peak	<p>Date: 2023-12-07</p> <table border="1"> <thead> <tr> <th>Limit</th> <th>Margin</th> <th>Read</th> <th>Ant</th> <th>Cable</th> <th>Preamp</th> <th>APos</th> <th>TPos</th> <th>Remark</th> </tr> <tr> <th>Freq</th> <th>Level</th> <th>Line</th> <th>(dB)</th> <th>Level</th> <th>Factor</th> <th>Loss</th> <th>Factor</th> <th></th> </tr> <tr> <th>MHz</th> <th>dBuV/m</th> <th>dBuV/m</th> <th>dB</th> <th>dBuV</th> <th>dB/m</th> <th>dB</th> <th>dB</th> <th>cm</th> <th>deg</th> </tr> </thead> <tbody> <tr> <td>1</td> <td>5352.54</td> <td>54.39</td> <td>74.00</td> <td>-19.61</td> <td>40.65</td> <td>34.83</td> <td>10.94</td> <td>32.03</td> <td>100</td> <td>301</td> <td>PEAK</td> </tr> </tbody> </table>	Limit	Margin	Read	Ant	Cable	Preamp	APos	TPos	Remark	Freq	Level	Line	(dB)	Level	Factor	Loss	Factor		MHz	dBuV/m	dBuV/m	dB	dBuV	dB/m	dB	dB	cm	deg	1	5352.54	54.39	74.00	-19.61	40.65	34.83	10.94	32.03	100	301	PEAK	Blank
Limit	Margin	Read	Ant	Cable	Preamp	APos	TPos	Remark																																		
Freq	Level	Line	(dB)	Level	Factor	Loss	Factor																																			
MHz	dBuV/m	dBuV/m	dB	dBuV	dB/m	dB	dB	cm	deg																																	
1	5352.54	54.39	74.00	-19.61	40.65	34.83	10.94	32.03	100	301	PEAK																															
Avg	<p>Date: 2023-12-07</p> <table border="1"> <thead> <tr> <th>Limit</th> <th>Margin</th> <th>Read</th> <th>Ant</th> <th>Cable</th> <th>Preamp</th> <th>APos</th> <th>TPos</th> <th>Remark</th> </tr> <tr> <th>Freq</th> <th>Level</th> <th>Line</th> <th>(dB)</th> <th>Level</th> <th>Factor</th> <th>Loss</th> <th>Factor</th> <th></th> </tr> <tr> <th>MHz</th> <th>dBuV/m</th> <th>dBuV/m</th> <th>dB</th> <th>dBuV</th> <th>dB/m</th> <th>dB</th> <th>dB</th> <th>cm</th> <th>deg</th> </tr> </thead> <tbody> <tr> <td>1</td> <td>5350.13</td> <td>47.98</td> <td>54.00</td> <td>-6.02</td> <td>34.24</td> <td>34.83</td> <td>10.94</td> <td>32.03</td> <td>100</td> <td>301</td> <td>AVERAGE</td> </tr> </tbody> </table>	Limit	Margin	Read	Ant	Cable	Preamp	APos	TPos	Remark	Freq	Level	Line	(dB)	Level	Factor	Loss	Factor		MHz	dBuV/m	dBuV/m	dB	dBuV	dB/m	dB	dB	cm	deg	1	5350.13	47.98	54.00	-6.02	34.24	34.83	10.94	32.03	100	301	AVERAGE	Blank
Limit	Margin	Read	Ant	Cable	Preamp	APos	TPos	Remark																																		
Freq	Level	Line	(dB)	Level	Factor	Loss	Factor																																			
MHz	dBuV/m	dBuV/m	dB	dBuV	dB/m	dB	dB	cm	deg																																	
1	5350.13	47.98	54.00	-6.02	34.24	34.83	10.94	32.03	100	301	AVERAGE																															



Mode	22																																																																															
	Band Edge - L																																																																															
	U-NII-2A_5.25-5.35_802.11ax HE40_CH62_Full RU_5310MHz																																																																															
ANT	8+6																																																																															
Pol.	Vertical	Fundamental																																																																														
Peak	 <p>Date: 2023-12-07</p> <table border="1"> <thead> <tr> <th>Limit</th> <th>Margin</th> <th>Read</th> <th>Ant</th> <th>Cable</th> <th>Preamp</th> <th>APos</th> <th>TPos</th> <th>Remark</th> </tr> <tr> <th>Freq</th> <th>Level</th> <th>Line</th> <th>(dB)</th> <th>Level</th> <th>Factor</th> <th>Loss</th> <th>Factor</th> <th></th> </tr> <tr> <th>MHz</th> <th>dBuV/m</th> <th>dBuV/m</th> <th>dBuV</th> <th>dB/m</th> <th>dB</th> <th>dB</th> <th>cm</th> <th>deg</th> </tr> </thead> <tbody> <tr> <td>1</td> <td>5119.85</td> <td>52.79</td> <td>74.00</td> <td>-21.21</td> <td>38.55</td> <td>34.88</td> <td>11.10</td> <td>31.74</td> <td>300</td> <td>291</td> <td>PEAK</td> </tr> </tbody> </table>	Limit	Margin	Read	Ant	Cable	Preamp	APos	TPos	Remark	Freq	Level	Line	(dB)	Level	Factor	Loss	Factor		MHz	dBuV/m	dBuV/m	dBuV	dB/m	dB	dB	cm	deg	1	5119.85	52.79	74.00	-21.21	38.55	34.88	11.10	31.74	300	291	PEAK	 <p>Date: 2023-12-07</p> <table border="1"> <thead> <tr> <th>Limit</th> <th>Margin</th> <th>Read</th> <th>Ant</th> <th>Cable</th> <th>Preamp</th> <th>APos</th> <th>TPos</th> <th>Remark</th> </tr> <tr> <th>Freq</th> <th>Level</th> <th>Line</th> <th>(dB)</th> <th>Level</th> <th>Factor</th> <th>Loss</th> <th>Factor</th> <th></th> </tr> <tr> <th>MHz</th> <th>dBuV/m</th> <th>dBuV/m</th> <th>dBuV</th> <th>dB/m</th> <th>dB</th> <th>dB</th> <th>cm</th> <th>deg</th> </tr> </thead> <tbody> <tr> <td>1</td> <td>5310.00</td> <td>97.61</td> <td>-----</td> <td>-----</td> <td>83.78</td> <td>34.84</td> <td>10.97</td> <td>31.98</td> <td>300</td> <td>291</td> <td>PEAK</td> </tr> </tbody> </table>	Limit	Margin	Read	Ant	Cable	Preamp	APos	TPos	Remark	Freq	Level	Line	(dB)	Level	Factor	Loss	Factor		MHz	dBuV/m	dBuV/m	dBuV	dB/m	dB	dB	cm	deg	1	5310.00	97.61	-----	-----	83.78	34.84	10.97	31.98	300	291	PEAK
	Limit	Margin	Read	Ant	Cable	Preamp	APos	TPos	Remark																																																																							
Freq	Level	Line	(dB)	Level	Factor	Loss	Factor																																																																									
MHz	dBuV/m	dBuV/m	dBuV	dB/m	dB	dB	cm	deg																																																																								
1	5119.85	52.79	74.00	-21.21	38.55	34.88	11.10	31.74	300	291	PEAK																																																																					
Limit	Margin	Read	Ant	Cable	Preamp	APos	TPos	Remark																																																																								
Freq	Level	Line	(dB)	Level	Factor	Loss	Factor																																																																									
MHz	dBuV/m	dBuV/m	dBuV	dB/m	dB	dB	cm	deg																																																																								
1	5310.00	97.61	-----	-----	83.78	34.84	10.97	31.98	300	291	PEAK																																																																					
Avg	 <p>Date: 2023-12-07</p> <table border="1"> <thead> <tr> <th>Limit</th> <th>Margin</th> <th>Read</th> <th>Ant</th> <th>Cable</th> <th>Preamp</th> <th>APos</th> <th>TPos</th> <th>Remark</th> </tr> <tr> <th>Freq</th> <th>Level</th> <th>Line</th> <th>(dB)</th> <th>Level</th> <th>Factor</th> <th>Loss</th> <th>Factor</th> <th></th> </tr> <tr> <th>MHz</th> <th>dBuV/m</th> <th>dBuV/m</th> <th>dBuV</th> <th>dB/m</th> <th>dB</th> <th>dB</th> <th>cm</th> <th>deg</th> </tr> </thead> <tbody> <tr> <td>1</td> <td>5087.61</td> <td>45.73</td> <td>54.00</td> <td>-8.27</td> <td>31.43</td> <td>34.88</td> <td>11.12</td> <td>31.70</td> <td>300</td> <td>291</td> <td>AVERAGE</td> </tr> </tbody> </table>	Limit	Margin	Read	Ant	Cable	Preamp	APos	TPos	Remark	Freq	Level	Line	(dB)	Level	Factor	Loss	Factor		MHz	dBuV/m	dBuV/m	dBuV	dB/m	dB	dB	cm	deg	1	5087.61	45.73	54.00	-8.27	31.43	34.88	11.12	31.70	300	291	AVERAGE	 <p>Date: 2023-12-07</p> <table border="1"> <thead> <tr> <th>Limit</th> <th>Margin</th> <th>Read</th> <th>Ant</th> <th>Cable</th> <th>Preamp</th> <th>APos</th> <th>TPos</th> <th>Remark</th> </tr> <tr> <th>Freq</th> <th>Level</th> <th>Line</th> <th>(dB)</th> <th>Level</th> <th>Factor</th> <th>Loss</th> <th>Factor</th> <th></th> </tr> <tr> <th>MHz</th> <th>dBuV/m</th> <th>dBuV/m</th> <th>dBuV</th> <th>dB/m</th> <th>dB</th> <th>dB</th> <th>cm</th> <th>deg</th> </tr> </thead> <tbody> <tr> <td>1</td> <td>5310.00</td> <td>91.06</td> <td>-----</td> <td>-----</td> <td>77.21</td> <td>34.84</td> <td>10.98</td> <td>31.97</td> <td>300</td> <td>291</td> <td>AVERAGE</td> </tr> </tbody> </table>	Limit	Margin	Read	Ant	Cable	Preamp	APos	TPos	Remark	Freq	Level	Line	(dB)	Level	Factor	Loss	Factor		MHz	dBuV/m	dBuV/m	dBuV	dB/m	dB	dB	cm	deg	1	5310.00	91.06	-----	-----	77.21	34.84	10.98	31.97	300	291	AVERAGE
Limit	Margin	Read	Ant	Cable	Preamp	APos	TPos	Remark																																																																								
Freq	Level	Line	(dB)	Level	Factor	Loss	Factor																																																																									
MHz	dBuV/m	dBuV/m	dBuV	dB/m	dB	dB	cm	deg																																																																								
1	5087.61	45.73	54.00	-8.27	31.43	34.88	11.12	31.70	300	291	AVERAGE																																																																					
Limit	Margin	Read	Ant	Cable	Preamp	APos	TPos	Remark																																																																								
Freq	Level	Line	(dB)	Level	Factor	Loss	Factor																																																																									
MHz	dBuV/m	dBuV/m	dBuV	dB/m	dB	dB	cm	deg																																																																								
1	5310.00	91.06	-----	-----	77.21	34.84	10.98	31.97	300	291	AVERAGE																																																																					



Mode	22																																									
	Band Edge - R																																									
	U-NII-2A_5.25-5.35_802.11ax HE40_CH62_Full RU_5310MHz																																									
ANT	8+6																																									
Pol.	Vertical	Fundamental																																								
Peak	<p>Date: 2023-12-07</p> <table border="1"> <thead> <tr> <th>Limit</th> <th>Margin</th> <th>Read</th> <th>Ant</th> <th>Cable</th> <th>Preamp</th> <th>APos</th> <th>TPos</th> <th>Remark</th> </tr> <tr> <th>Freq</th> <th>Level</th> <th>Line</th> <th>(dB)</th> <th>Level</th> <th>Factor</th> <th>Loss</th> <th>Factor</th> <th></th> </tr> <tr> <th>MHz</th> <th>dBuV/m</th> <th>dBuV/m</th> <th>dB</th> <th>dBuV</th> <th>dB/m</th> <th>dB</th> <th>dB</th> <th>cm</th> <th>deg</th> </tr> </thead> <tbody> <tr> <td>1</td> <td>5353.29</td> <td>52.08</td> <td>74.00</td> <td>-21.92</td> <td>38.34</td> <td>34.83</td> <td>10.94</td> <td>32.03</td> <td>300</td> <td>291</td> <td>PEAK</td> </tr> </tbody> </table>	Limit	Margin	Read	Ant	Cable	Preamp	APos	TPos	Remark	Freq	Level	Line	(dB)	Level	Factor	Loss	Factor		MHz	dBuV/m	dBuV/m	dB	dBuV	dB/m	dB	dB	cm	deg	1	5353.29	52.08	74.00	-21.92	38.34	34.83	10.94	32.03	300	291	PEAK	Blank
Limit	Margin	Read	Ant	Cable	Preamp	APos	TPos	Remark																																		
Freq	Level	Line	(dB)	Level	Factor	Loss	Factor																																			
MHz	dBuV/m	dBuV/m	dB	dBuV	dB/m	dB	dB	cm	deg																																	
1	5353.29	52.08	74.00	-21.92	38.34	34.83	10.94	32.03	300	291	PEAK																															
Avg	<p>Date: 2023-12-07</p> <table border="1"> <thead> <tr> <th>Limit</th> <th>Margin</th> <th>Read</th> <th>Ant</th> <th>Cable</th> <th>Preamp</th> <th>APos</th> <th>TPos</th> <th>Remark</th> </tr> <tr> <th>Freq</th> <th>Level</th> <th>Line</th> <th>(dB)</th> <th>Level</th> <th>Factor</th> <th>Loss</th> <th>Factor</th> <th></th> </tr> <tr> <th>MHz</th> <th>dBuV/m</th> <th>dBuV/m</th> <th>dB</th> <th>dBuV</th> <th>dB/m</th> <th>dB</th> <th>dB</th> <th>cm</th> <th>deg</th> </tr> </thead> <tbody> <tr> <td>1</td> <td>5423.34</td> <td>44.79</td> <td>54.00</td> <td>-9.21</td> <td>31.12</td> <td>34.82</td> <td>10.97</td> <td>32.12</td> <td>300</td> <td>291</td> <td>AVERAGE</td> </tr> </tbody> </table>	Limit	Margin	Read	Ant	Cable	Preamp	APos	TPos	Remark	Freq	Level	Line	(dB)	Level	Factor	Loss	Factor		MHz	dBuV/m	dBuV/m	dB	dBuV	dB/m	dB	dB	cm	deg	1	5423.34	44.79	54.00	-9.21	31.12	34.82	10.97	32.12	300	291	AVERAGE	Blank
Limit	Margin	Read	Ant	Cable	Preamp	APos	TPos	Remark																																		
Freq	Level	Line	(dB)	Level	Factor	Loss	Factor																																			
MHz	dBuV/m	dBuV/m	dB	dBuV	dB/m	dB	dB	cm	deg																																	
1	5423.34	44.79	54.00	-9.21	31.12	34.82	10.97	32.12	300	291	AVERAGE																															

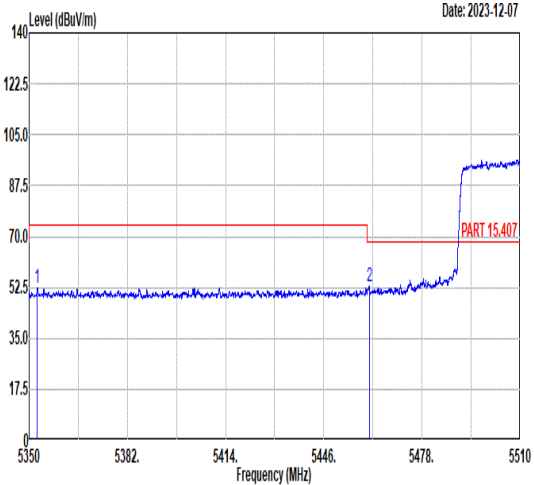
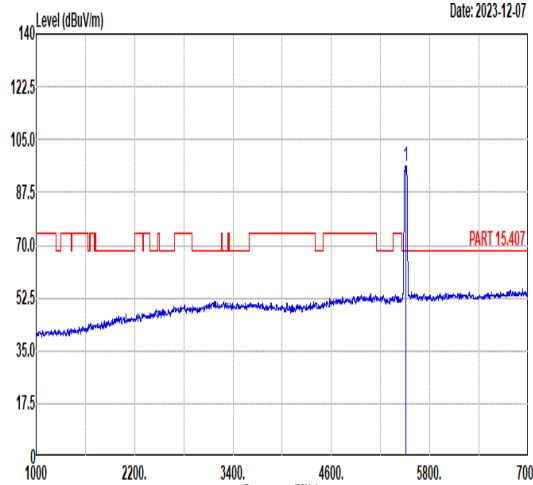
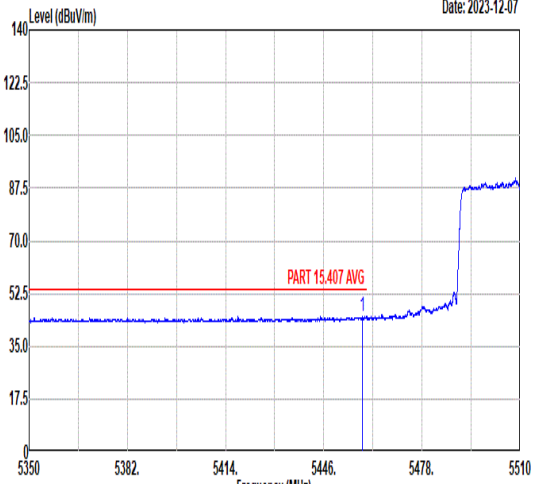
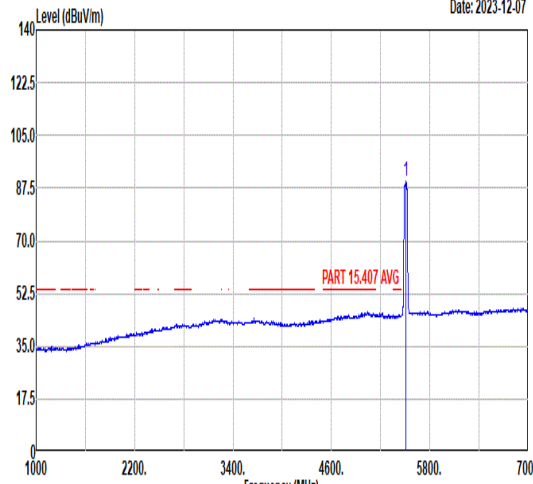


Mode	23																																																																																											
	Band Edge - L																																																																																											
	U-NII-2C_5.47-5.725_802.11ax HE40_CH102_Full RU_5510MHz																																																																																											
ANT	8+6																																																																																											
Pol.	Horizontal	Fundamental																																																																																										
Peak	<table border="1"> <thead> <tr> <th>Limit</th> <th>Margin</th> <th>Read</th> <th>Ant</th> <th>Cable</th> <th>Preamp</th> <th>APos</th> <th>TPos</th> <th>Remark</th> </tr> <tr> <th>Freq</th> <th>Level</th> <th>Line</th> <th>(dB)</th> <th>Level</th> <th>Factor</th> <th>Loss</th> <th>Factor</th> <th></th> </tr> <tr> <th>MHz</th> <th>dBuV/m</th> <th>dBuV/m</th> <th>dBuV</th> <th>dB/m</th> <th>dB</th> <th>dB</th> <th>cm</th> <th>deg</th> </tr> </thead> <tbody> <tr> <td>1</td> <td>5436.00</td> <td>52.72</td> <td>74.00</td> <td>-21.28</td> <td>39.03</td> <td>34.81</td> <td>11.02</td> <td>32.14</td> <td>102</td> <td>302</td> <td>PEAK</td> </tr> <tr> <td>2</td> <td>5469.30</td> <td>53.90</td> <td>68.30</td> <td>-14.40</td> <td>40.11</td> <td>34.81</td> <td>11.16</td> <td>32.18</td> <td>102</td> <td>302</td> <td>PEAK</td> </tr> </tbody> </table>	Limit	Margin	Read	Ant	Cable	Preamp	APos	TPos	Remark	Freq	Level	Line	(dB)	Level	Factor	Loss	Factor		MHz	dBuV/m	dBuV/m	dBuV	dB/m	dB	dB	cm	deg	1	5436.00	52.72	74.00	-21.28	39.03	34.81	11.02	32.14	102	302	PEAK	2	5469.30	53.90	68.30	-14.40	40.11	34.81	11.16	32.18	102	302	PEAK	<table border="1"> <thead> <tr> <th>Limit</th> <th>Margin</th> <th>Read</th> <th>Ant</th> <th>Cable</th> <th>Preamp</th> <th>APos</th> <th>TPos</th> <th>Remark</th> </tr> <tr> <th>Freq</th> <th>Level</th> <th>Line</th> <th>(dB)</th> <th>Level</th> <th>Factor</th> <th>Loss</th> <th>Factor</th> <th></th> </tr> <tr> <th>MHz</th> <th>dBuV/m</th> <th>dBuV/m</th> <th>dBuV</th> <th>dB/m</th> <th>dB</th> <th>dB</th> <th>cm</th> <th>deg</th> </tr> </thead> <tbody> <tr> <td>1</td> <td>5510.00</td> <td>101.73</td> <td>-----</td> <td>-----</td> <td>87.82</td> <td>34.81</td> <td>11.32</td> <td>32.22</td> <td>102</td> <td>302</td> <td>PEAK</td> </tr> </tbody> </table>	Limit	Margin	Read	Ant	Cable	Preamp	APos	TPos	Remark	Freq	Level	Line	(dB)	Level	Factor	Loss	Factor		MHz	dBuV/m	dBuV/m	dBuV	dB/m	dB	dB	cm	deg	1	5510.00	101.73	-----	-----	87.82	34.81	11.32	32.22	102	302	PEAK
	Limit	Margin	Read	Ant	Cable	Preamp	APos	TPos	Remark																																																																																			
Freq	Level	Line	(dB)	Level	Factor	Loss	Factor																																																																																					
MHz	dBuV/m	dBuV/m	dBuV	dB/m	dB	dB	cm	deg																																																																																				
1	5436.00	52.72	74.00	-21.28	39.03	34.81	11.02	32.14	102	302	PEAK																																																																																	
2	5469.30	53.90	68.30	-14.40	40.11	34.81	11.16	32.18	102	302	PEAK																																																																																	
Limit	Margin	Read	Ant	Cable	Preamp	APos	TPos	Remark																																																																																				
Freq	Level	Line	(dB)	Level	Factor	Loss	Factor																																																																																					
MHz	dBuV/m	dBuV/m	dBuV	dB/m	dB	dB	cm	deg																																																																																				
1	5510.00	101.73	-----	-----	87.82	34.81	11.32	32.22	102	302	PEAK																																																																																	
Avg	<table border="1"> <thead> <tr> <th>Limit</th> <th>Margin</th> <th>Read</th> <th>Ant</th> <th>Cable</th> <th>Preamp</th> <th>APos</th> <th>TPos</th> <th>Remark</th> </tr> <tr> <th>Freq</th> <th>Level</th> <th>Line</th> <th>(dB)</th> <th>Level</th> <th>Factor</th> <th>Loss</th> <th>Factor</th> <th></th> </tr> <tr> <th>MHz</th> <th>dBuV/m</th> <th>dBuV/m</th> <th>dBuV</th> <th>dB/m</th> <th>dB</th> <th>dB</th> <th>cm</th> <th>deg</th> </tr> </thead> <tbody> <tr> <td>1</td> <td>5456.18</td> <td>45.59</td> <td>54.00</td> <td>-8.41</td> <td>31.84</td> <td>34.81</td> <td>11.10</td> <td>32.16</td> <td>102</td> <td>302</td> <td>AVERAGE</td> </tr> </tbody> </table>	Limit	Margin	Read	Ant	Cable	Preamp	APos	TPos	Remark	Freq	Level	Line	(dB)	Level	Factor	Loss	Factor		MHz	dBuV/m	dBuV/m	dBuV	dB/m	dB	dB	cm	deg	1	5456.18	45.59	54.00	-8.41	31.84	34.81	11.10	32.16	102	302	AVERAGE	<table border="1"> <thead> <tr> <th>Limit</th> <th>Margin</th> <th>Read</th> <th>Ant</th> <th>Cable</th> <th>Preamp</th> <th>APos</th> <th>TPos</th> <th>Remark</th> </tr> <tr> <th>Freq</th> <th>Level</th> <th>Line</th> <th>(dB)</th> <th>Level</th> <th>Factor</th> <th>Loss</th> <th>Factor</th> <th></th> </tr> <tr> <th>MHz</th> <th>dBuV/m</th> <th>dBuV/m</th> <th>dBuV</th> <th>dB/m</th> <th>dB</th> <th>dB</th> <th>cm</th> <th>deg</th> </tr> </thead> <tbody> <tr> <td>1</td> <td>5510.00</td> <td>93.51</td> <td>-----</td> <td>-----</td> <td>79.60</td> <td>34.81</td> <td>11.32</td> <td>32.22</td> <td>102</td> <td>302</td> <td>AVERAGE</td> </tr> </tbody> </table>	Limit	Margin	Read	Ant	Cable	Preamp	APos	TPos	Remark	Freq	Level	Line	(dB)	Level	Factor	Loss	Factor		MHz	dBuV/m	dBuV/m	dBuV	dB/m	dB	dB	cm	deg	1	5510.00	93.51	-----	-----	79.60	34.81	11.32	32.22	102	302	AVERAGE												
Limit	Margin	Read	Ant	Cable	Preamp	APos	TPos	Remark																																																																																				
Freq	Level	Line	(dB)	Level	Factor	Loss	Factor																																																																																					
MHz	dBuV/m	dBuV/m	dBuV	dB/m	dB	dB	cm	deg																																																																																				
1	5456.18	45.59	54.00	-8.41	31.84	34.81	11.10	32.16	102	302	AVERAGE																																																																																	
Limit	Margin	Read	Ant	Cable	Preamp	APos	TPos	Remark																																																																																				
Freq	Level	Line	(dB)	Level	Factor	Loss	Factor																																																																																					
MHz	dBuV/m	dBuV/m	dBuV	dB/m	dB	dB	cm	deg																																																																																				
1	5510.00	93.51	-----	-----	79.60	34.81	11.32	32.22	102	302	AVERAGE																																																																																	



Mode	23																																							
	Band Edge - R																																							
	U-NII-2C_5.47-5.725_802.11ax HE40_CH102_Full RU_5510MHz																																							
ANT	8+6																																							
Pol.	Horizontal	Fundamental																																						
Peak	<p>Date: 2023-12-07</p> <table border="1"> <thead> <tr> <th>Limit</th> <th>Margin</th> <th>Read</th> <th>Ant</th> <th>Cable</th> <th>Preamp</th> <th>APos</th> <th>TPos</th> <th>Remark</th> </tr> <tr> <th>Freq</th> <th>Level</th> <th>Line</th> <th>Level</th> <th>Factor</th> <th>Loss Factor</th> <th></th> <th></th> <th></th> </tr> <tr> <th>MHz</th> <th>dBuV/m</th> <th>dBuV/m</th> <th>dBuV</th> <th>dB/m</th> <th>dB</th> <th>dB</th> <th>cm</th> <th>deg</th> </tr> </thead> <tbody> <tr> <td>1</td> <td>5730.70</td> <td>52.43</td> <td>68.30</td> <td>-15.87</td> <td>38.05</td> <td>35.12</td> <td>11.65</td> <td>32.39</td> <td>102</td> <td>302 PEAK</td> </tr> </tbody> </table>	Limit	Margin	Read	Ant	Cable	Preamp	APos	TPos	Remark	Freq	Level	Line	Level	Factor	Loss Factor				MHz	dBuV/m	dBuV/m	dBuV	dB/m	dB	dB	cm	deg	1	5730.70	52.43	68.30	-15.87	38.05	35.12	11.65	32.39	102	302 PEAK	Blank
Limit	Margin	Read	Ant	Cable	Preamp	APos	TPos	Remark																																
Freq	Level	Line	Level	Factor	Loss Factor																																			
MHz	dBuV/m	dBuV/m	dBuV	dB/m	dB	dB	cm	deg																																
1	5730.70	52.43	68.30	-15.87	38.05	35.12	11.65	32.39	102	302 PEAK																														



Mode	23																																																																																											
	Band Edge - L																																																																																											
	U-NII-2C_5.47-5.725_802.11ax HE40_CH102_Full RU_5510MHz																																																																																											
ANT	8+6																																																																																											
Pol.	Vertical	Fundamental																																																																																										
Peak	 <p>Date: 2023-12-07</p> <table border="1"> <thead> <tr> <th>Limit</th> <th>Margin</th> <th>Read</th> <th>Ant</th> <th>Cable</th> <th>Preamp</th> <th>APos</th> <th>TPos</th> <th>Remark</th> </tr> <tr> <th>Freq</th> <th>Level</th> <th>Line</th> <th>(dB)</th> <th>Level</th> <th>Factor</th> <th>Loss</th> <th>Factor</th> <th></th> </tr> <tr> <th>MHz</th> <th>dBuV/m</th> <th>dBuV/m</th> <th>dBuV</th> <th>dB/m</th> <th>dB</th> <th>dB</th> <th>cm</th> <th>deg</th> </tr> </thead> <tbody> <tr> <td>1</td> <td>5352.64</td> <td>52.37</td> <td>74.00</td> <td>-21.63</td> <td>38.63</td> <td>34.83</td> <td>10.94</td> <td>32.03</td> <td>300</td> <td>284</td> <td>PEAK</td> </tr> <tr> <td>2</td> <td>5460.80</td> <td>52.79</td> <td>68.30</td> <td>-15.51</td> <td>39.03</td> <td>34.81</td> <td>11.12</td> <td>32.17</td> <td>300</td> <td>284</td> <td>PEAK</td> </tr> </tbody> </table>	Limit	Margin	Read	Ant	Cable	Preamp	APos	TPos	Remark	Freq	Level	Line	(dB)	Level	Factor	Loss	Factor		MHz	dBuV/m	dBuV/m	dBuV	dB/m	dB	dB	cm	deg	1	5352.64	52.37	74.00	-21.63	38.63	34.83	10.94	32.03	300	284	PEAK	2	5460.80	52.79	68.30	-15.51	39.03	34.81	11.12	32.17	300	284	PEAK	 <p>Date: 2023-12-07</p> <table border="1"> <thead> <tr> <th>Limit</th> <th>Margin</th> <th>Read</th> <th>Ant</th> <th>Cable</th> <th>Preamp</th> <th>APos</th> <th>TPos</th> <th>Remark</th> </tr> <tr> <th>Freq</th> <th>Level</th> <th>Line</th> <th>(dB)</th> <th>Level</th> <th>Factor</th> <th>Loss</th> <th>Factor</th> <th></th> </tr> <tr> <th>MHz</th> <th>dBuV/m</th> <th>dBuV/m</th> <th>dBuV</th> <th>dB/m</th> <th>dB</th> <th>dB</th> <th>cm</th> <th>deg</th> </tr> </thead> <tbody> <tr> <td>1</td> <td>5510.00</td> <td>96.32</td> <td>-----</td> <td>-----</td> <td>82.41</td> <td>34.81</td> <td>11.32</td> <td>32.22</td> <td>300</td> <td>284</td> <td>PEAK</td> </tr> </tbody> </table>	Limit	Margin	Read	Ant	Cable	Preamp	APos	TPos	Remark	Freq	Level	Line	(dB)	Level	Factor	Loss	Factor		MHz	dBuV/m	dBuV/m	dBuV	dB/m	dB	dB	cm	deg	1	5510.00	96.32	-----	-----	82.41	34.81	11.32	32.22	300	284	PEAK
	Limit	Margin	Read	Ant	Cable	Preamp	APos	TPos	Remark																																																																																			
Freq	Level	Line	(dB)	Level	Factor	Loss	Factor																																																																																					
MHz	dBuV/m	dBuV/m	dBuV	dB/m	dB	dB	cm	deg																																																																																				
1	5352.64	52.37	74.00	-21.63	38.63	34.83	10.94	32.03	300	284	PEAK																																																																																	
2	5460.80	52.79	68.30	-15.51	39.03	34.81	11.12	32.17	300	284	PEAK																																																																																	
Limit	Margin	Read	Ant	Cable	Preamp	APos	TPos	Remark																																																																																				
Freq	Level	Line	(dB)	Level	Factor	Loss	Factor																																																																																					
MHz	dBuV/m	dBuV/m	dBuV	dB/m	dB	dB	cm	deg																																																																																				
1	5510.00	96.32	-----	-----	82.41	34.81	11.32	32.22	300	284	PEAK																																																																																	
Avg	 <p>Date: 2023-12-07</p> <table border="1"> <thead> <tr> <th>Limit</th> <th>Margin</th> <th>Read</th> <th>Ant</th> <th>Cable</th> <th>Preamp</th> <th>APos</th> <th>TPos</th> <th>Remark</th> </tr> <tr> <th>Freq</th> <th>Level</th> <th>Line</th> <th>(dB)</th> <th>Level</th> <th>Factor</th> <th>Loss</th> <th>Factor</th> <th></th> </tr> <tr> <th>MHz</th> <th>dBuV/m</th> <th>dBuV/m</th> <th>dBuV</th> <th>dB/m</th> <th>dB</th> <th>dB</th> <th>cm</th> <th>deg</th> </tr> </thead> <tbody> <tr> <td>1</td> <td>5458.56</td> <td>44.82</td> <td>54.00</td> <td>-9.18</td> <td>31.06</td> <td>34.81</td> <td>11.11</td> <td>32.16</td> <td>300</td> <td>284</td> <td>AVERAGE</td> </tr> </tbody> </table>	Limit	Margin	Read	Ant	Cable	Preamp	APos	TPos	Remark	Freq	Level	Line	(dB)	Level	Factor	Loss	Factor		MHz	dBuV/m	dBuV/m	dBuV	dB/m	dB	dB	cm	deg	1	5458.56	44.82	54.00	-9.18	31.06	34.81	11.11	32.16	300	284	AVERAGE	 <p>Date: 2023-12-07</p> <table border="1"> <thead> <tr> <th>Limit</th> <th>Margin</th> <th>Read</th> <th>Ant</th> <th>Cable</th> <th>Preamp</th> <th>APos</th> <th>TPos</th> <th>Remark</th> </tr> <tr> <th>Freq</th> <th>Level</th> <th>Line</th> <th>(dB)</th> <th>Level</th> <th>Factor</th> <th>Loss</th> <th>Factor</th> <th></th> </tr> <tr> <th>MHz</th> <th>dBuV/m</th> <th>dBuV/m</th> <th>dBuV</th> <th>dB/m</th> <th>dB</th> <th>dB</th> <th>cm</th> <th>deg</th> </tr> </thead> <tbody> <tr> <td>1</td> <td>5510.00</td> <td>89.90</td> <td>-----</td> <td>-----</td> <td>75.99</td> <td>34.81</td> <td>11.32</td> <td>32.22</td> <td>300</td> <td>284</td> <td>AVERAGE</td> </tr> </tbody> </table>	Limit	Margin	Read	Ant	Cable	Preamp	APos	TPos	Remark	Freq	Level	Line	(dB)	Level	Factor	Loss	Factor		MHz	dBuV/m	dBuV/m	dBuV	dB/m	dB	dB	cm	deg	1	5510.00	89.90	-----	-----	75.99	34.81	11.32	32.22	300	284	AVERAGE												
Limit	Margin	Read	Ant	Cable	Preamp	APos	TPos	Remark																																																																																				
Freq	Level	Line	(dB)	Level	Factor	Loss	Factor																																																																																					
MHz	dBuV/m	dBuV/m	dBuV	dB/m	dB	dB	cm	deg																																																																																				
1	5458.56	44.82	54.00	-9.18	31.06	34.81	11.11	32.16	300	284	AVERAGE																																																																																	
Limit	Margin	Read	Ant	Cable	Preamp	APos	TPos	Remark																																																																																				
Freq	Level	Line	(dB)	Level	Factor	Loss	Factor																																																																																					
MHz	dBuV/m	dBuV/m	dBuV	dB/m	dB	dB	cm	deg																																																																																				
1	5510.00	89.90	-----	-----	75.99	34.81	11.32	32.22	300	284	AVERAGE																																																																																	



Mode	23																																									
	Band Edge - R																																									
	U-NII-2C_5.47-5.725_802.11ax HE40_CH102_Full RU_5510MHz																																									
ANT	8+6																																									
Pol.	Vertical	Fundamental																																								
Peak	<p>Date: 2023-12-07</p> <table border="1"> <thead> <tr> <th>Limit</th> <th>Margin</th> <th>Read</th> <th>Ant</th> <th>Cable</th> <th>Preamp</th> <th>APos</th> <th>TPos</th> <th>Remark</th> </tr> <tr> <th>Freq</th> <th>Level</th> <th>Line</th> <th>(dB)</th> <th>Level</th> <th>Factor</th> <th>Loss</th> <th>Factor</th> <th></th> </tr> <tr> <th>MHz</th> <th>dBuV/m</th> <th>dBuV/m</th> <th>dB</th> <th>dBuV</th> <th>dB/m</th> <th>dB</th> <th>dB</th> <th>cm</th> <th>deg</th> </tr> </thead> <tbody> <tr> <td>1</td> <td>5734.27</td> <td>52.85</td> <td>68.30</td> <td>-15.45</td> <td>38.46</td> <td>35.13</td> <td>11.65</td> <td>32.39</td> <td>300</td> <td>284</td> <td>PEAK</td> </tr> </tbody> </table>	Limit	Margin	Read	Ant	Cable	Preamp	APos	TPos	Remark	Freq	Level	Line	(dB)	Level	Factor	Loss	Factor		MHz	dBuV/m	dBuV/m	dB	dBuV	dB/m	dB	dB	cm	deg	1	5734.27	52.85	68.30	-15.45	38.46	35.13	11.65	32.39	300	284	PEAK	Blank
Limit	Margin	Read	Ant	Cable	Preamp	APos	TPos	Remark																																		
Freq	Level	Line	(dB)	Level	Factor	Loss	Factor																																			
MHz	dBuV/m	dBuV/m	dB	dBuV	dB/m	dB	dB	cm	deg																																	
1	5734.27	52.85	68.30	-15.45	38.46	35.13	11.65	32.39	300	284	PEAK																															

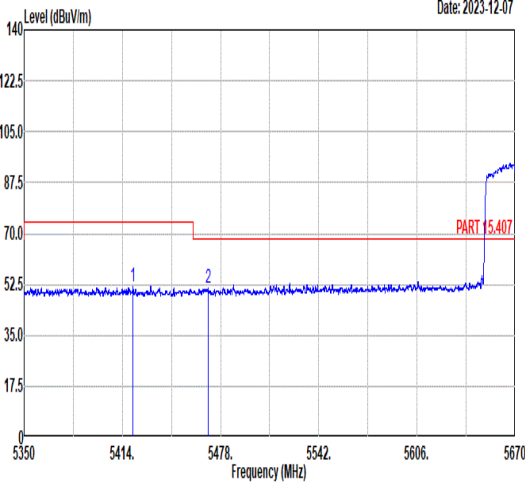
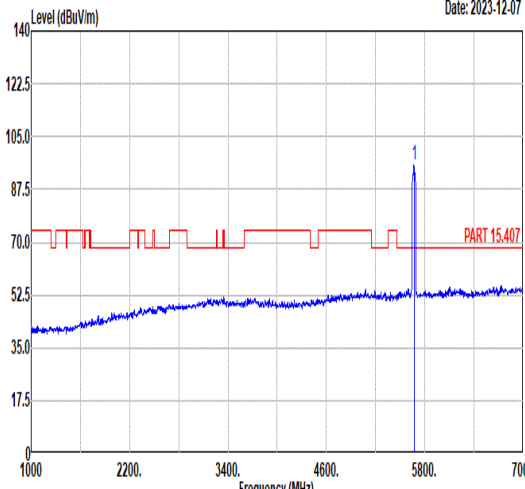
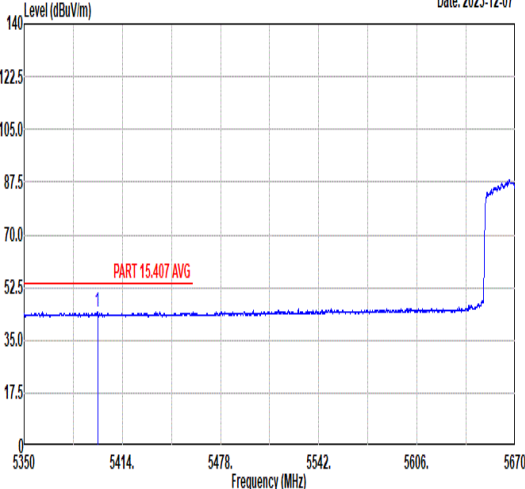
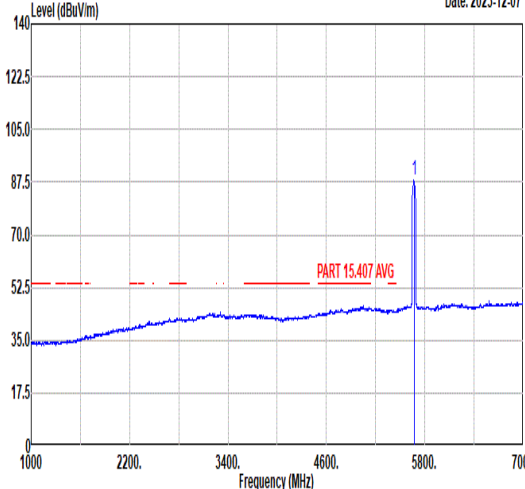


Mode	24																																																																																											
	Band Edge - L																																																																																											
	U-NII-2C_5.47-5.725_802.11ax HE40_CH134_Full RU_5670MHz																																																																																											
ANT	8+6																																																																																											
Pol.	Horizontal	Fundamental																																																																																										
Peak	<table border="1"> <thead> <tr> <th>Limit</th> <th>Margin</th> <th>Read</th> <th>Ant</th> <th>Cable</th> <th>Preamp</th> <th>APos</th> <th>TPos</th> <th>Remark</th> </tr> <tr> <th>Freq</th> <th>Level</th> <th>Line</th> <th>(dB)</th> <th>Level</th> <th>Factor</th> <th>Loss</th> <th>Factor</th> <th></th> </tr> <tr> <th>MHz</th> <th>dBuV/m</th> <th>dBuV/m</th> <th>dBuV</th> <th>dB/m</th> <th>dB</th> <th>dB</th> <th>cm</th> <th>deg</th> </tr> </thead> <tbody> <tr> <td>1</td> <td>5456.72</td> <td>52.45</td> <td>74.00</td> <td>-21.55</td> <td>38.69</td> <td>34.81</td> <td>11.11</td> <td>32.16</td> <td>100</td> <td>300</td> <td>PEAK</td> </tr> <tr> <td>2</td> <td>5466.96</td> <td>51.35</td> <td>68.30</td> <td>-16.95</td> <td>37.56</td> <td>34.81</td> <td>11.15</td> <td>32.17</td> <td>100</td> <td>300</td> <td>PEAK</td> </tr> </tbody> </table>	Limit	Margin	Read	Ant	Cable	Preamp	APos	TPos	Remark	Freq	Level	Line	(dB)	Level	Factor	Loss	Factor		MHz	dBuV/m	dBuV/m	dBuV	dB/m	dB	dB	cm	deg	1	5456.72	52.45	74.00	-21.55	38.69	34.81	11.11	32.16	100	300	PEAK	2	5466.96	51.35	68.30	-16.95	37.56	34.81	11.15	32.17	100	300	PEAK	<table border="1"> <thead> <tr> <th>Limit</th> <th>Margin</th> <th>Read</th> <th>Ant</th> <th>Cable</th> <th>Preamp</th> <th>APos</th> <th>TPos</th> <th>Remark</th> </tr> <tr> <th>Freq</th> <th>Level</th> <th>Line</th> <th>(dB)</th> <th>Level</th> <th>Factor</th> <th>Loss</th> <th>Factor</th> <th></th> </tr> <tr> <th>MHz</th> <th>dBuV/m</th> <th>dBuV/m</th> <th>dBuV</th> <th>dB/m</th> <th>dB</th> <th>dB</th> <th>cm</th> <th>deg</th> </tr> </thead> <tbody> <tr> <td>1</td> <td>5670.00</td> <td>101.75</td> <td>-----</td> <td>-----</td> <td>87.38</td> <td>35.03</td> <td>11.68</td> <td>32.34</td> <td>100</td> <td>300</td> <td>PEAK</td> </tr> </tbody> </table>	Limit	Margin	Read	Ant	Cable	Preamp	APos	TPos	Remark	Freq	Level	Line	(dB)	Level	Factor	Loss	Factor		MHz	dBuV/m	dBuV/m	dBuV	dB/m	dB	dB	cm	deg	1	5670.00	101.75	-----	-----	87.38	35.03	11.68	32.34	100	300	PEAK
	Limit	Margin	Read	Ant	Cable	Preamp	APos	TPos	Remark																																																																																			
Freq	Level	Line	(dB)	Level	Factor	Loss	Factor																																																																																					
MHz	dBuV/m	dBuV/m	dBuV	dB/m	dB	dB	cm	deg																																																																																				
1	5456.72	52.45	74.00	-21.55	38.69	34.81	11.11	32.16	100	300	PEAK																																																																																	
2	5466.96	51.35	68.30	-16.95	37.56	34.81	11.15	32.17	100	300	PEAK																																																																																	
Limit	Margin	Read	Ant	Cable	Preamp	APos	TPos	Remark																																																																																				
Freq	Level	Line	(dB)	Level	Factor	Loss	Factor																																																																																					
MHz	dBuV/m	dBuV/m	dBuV	dB/m	dB	dB	cm	deg																																																																																				
1	5670.00	101.75	-----	-----	87.38	35.03	11.68	32.34	100	300	PEAK																																																																																	
Avg	<table border="1"> <thead> <tr> <th>Limit</th> <th>Margin</th> <th>Read</th> <th>Ant</th> <th>Cable</th> <th>Preamp</th> <th>APos</th> <th>TPos</th> <th>Remark</th> </tr> <tr> <th>Freq</th> <th>Level</th> <th>Line</th> <th>(dB)</th> <th>Level</th> <th>Factor</th> <th>Loss</th> <th>Factor</th> <th></th> </tr> <tr> <th>MHz</th> <th>dBuV/m</th> <th>dBuV/m</th> <th>dBuV</th> <th>dB/m</th> <th>dB</th> <th>dB</th> <th>cm</th> <th>deg</th> </tr> </thead> <tbody> <tr> <td>1</td> <td>5422.80</td> <td>44.66</td> <td>54.00</td> <td>-9.34</td> <td>30.99</td> <td>34.82</td> <td>10.97</td> <td>32.12</td> <td>100</td> <td>300</td> <td>AVERAGE</td> </tr> </tbody> </table>	Limit	Margin	Read	Ant	Cable	Preamp	APos	TPos	Remark	Freq	Level	Line	(dB)	Level	Factor	Loss	Factor		MHz	dBuV/m	dBuV/m	dBuV	dB/m	dB	dB	cm	deg	1	5422.80	44.66	54.00	-9.34	30.99	34.82	10.97	32.12	100	300	AVERAGE	<table border="1"> <thead> <tr> <th>Limit</th> <th>Margin</th> <th>Read</th> <th>Ant</th> <th>Cable</th> <th>Preamp</th> <th>APos</th> <th>TPos</th> <th>Remark</th> </tr> <tr> <th>Freq</th> <th>Level</th> <th>Line</th> <th>(dB)</th> <th>Level</th> <th>Factor</th> <th>Loss</th> <th>Factor</th> <th></th> </tr> <tr> <th>MHz</th> <th>dBuV/m</th> <th>dBuV/m</th> <th>dBuV</th> <th>dB/m</th> <th>dB</th> <th>dB</th> <th>cm</th> <th>deg</th> </tr> </thead> <tbody> <tr> <td>1</td> <td>5670.00</td> <td>94.77</td> <td>-----</td> <td>-----</td> <td>80.40</td> <td>35.03</td> <td>11.68</td> <td>32.34</td> <td>100</td> <td>300</td> <td>AVERAGE</td> </tr> </tbody> </table>	Limit	Margin	Read	Ant	Cable	Preamp	APos	TPos	Remark	Freq	Level	Line	(dB)	Level	Factor	Loss	Factor		MHz	dBuV/m	dBuV/m	dBuV	dB/m	dB	dB	cm	deg	1	5670.00	94.77	-----	-----	80.40	35.03	11.68	32.34	100	300	AVERAGE												
Limit	Margin	Read	Ant	Cable	Preamp	APos	TPos	Remark																																																																																				
Freq	Level	Line	(dB)	Level	Factor	Loss	Factor																																																																																					
MHz	dBuV/m	dBuV/m	dBuV	dB/m	dB	dB	cm	deg																																																																																				
1	5422.80	44.66	54.00	-9.34	30.99	34.82	10.97	32.12	100	300	AVERAGE																																																																																	
Limit	Margin	Read	Ant	Cable	Preamp	APos	TPos	Remark																																																																																				
Freq	Level	Line	(dB)	Level	Factor	Loss	Factor																																																																																					
MHz	dBuV/m	dBuV/m	dBuV	dB/m	dB	dB	cm	deg																																																																																				
1	5670.00	94.77	-----	-----	80.40	35.03	11.68	32.34	100	300	AVERAGE																																																																																	



Mode	24																																									
	Band Edge - R																																									
	U-NII-2C_5.47-5.725_802.11ax HE40_CH134_Full RU_5670MHz																																									
ANT	8+6																																									
Pol.	Horizontal	Fundamental																																								
Peak	<p>Date: 2023-12-07</p> <table border="1"> <thead> <tr> <th>Limit</th> <th>Margin</th> <th>Read</th> <th>Ant</th> <th>Cable</th> <th>Preamp</th> <th>APos</th> <th>TPos</th> <th></th> </tr> <tr> <th>Freq</th> <th>Level</th> <th>Line</th> <th>(dB)</th> <th>Level</th> <th>Factor</th> <th>Loss</th> <th>Factor</th> <th>Remark</th> </tr> <tr> <th>MHz</th> <th>dBuV/m</th> <th>dBuV/m</th> <th>dB</th> <th>dBuV</th> <th>dB/m</th> <th>dB</th> <th>dB</th> <th>cm</th> <th>deg</th> </tr> </thead> <tbody> <tr> <td>1</td> <td>5729.05</td> <td>53.69</td> <td>68.30</td> <td>-14.61</td> <td>39.31</td> <td>35.12</td> <td>11.65</td> <td>32.39</td> <td>100</td> <td>300</td> <td>PEAK</td> </tr> </tbody> </table>	Limit	Margin	Read	Ant	Cable	Preamp	APos	TPos		Freq	Level	Line	(dB)	Level	Factor	Loss	Factor	Remark	MHz	dBuV/m	dBuV/m	dB	dBuV	dB/m	dB	dB	cm	deg	1	5729.05	53.69	68.30	-14.61	39.31	35.12	11.65	32.39	100	300	PEAK	Blank
Limit	Margin	Read	Ant	Cable	Preamp	APos	TPos																																			
Freq	Level	Line	(dB)	Level	Factor	Loss	Factor	Remark																																		
MHz	dBuV/m	dBuV/m	dB	dBuV	dB/m	dB	dB	cm	deg																																	
1	5729.05	53.69	68.30	-14.61	39.31	35.12	11.65	32.39	100	300	PEAK																															



Mode	24																																																																																											
	Band Edge - L																																																																																											
	U-NII-2C_5.47-5.725_802.11ax HE40_CH134_Full RU_5670MHz																																																																																											
ANT	8+6																																																																																											
Pol.	Vertical	Fundamental																																																																																										
Peak	 <p>Date: 2023-12-07</p> <table border="1"> <thead> <tr> <th>Limit</th> <th>Margin</th> <th>Read</th> <th>Ant</th> <th>Cable</th> <th>Preamp</th> <th>APos</th> <th>TPos</th> <th>Remark</th> </tr> <tr> <th>Freq</th> <th>Level</th> <th>Line</th> <th>Level</th> <th>Factor</th> <th>Loss Factor</th> <th></th> <th></th> <th></th> </tr> <tr> <th>MHz</th> <th>dBuV/m</th> <th>dBuV/m</th> <th>dBuV</th> <th>dB/m</th> <th>dB</th> <th>dB</th> <th>cm</th> <th>deg</th> </tr> </thead> <tbody> <tr> <td>1</td> <td>5420.88</td> <td>52.03</td> <td>74.00</td> <td>-21.97</td> <td>38.37</td> <td>34.82</td> <td>10.96</td> <td>32.12</td> <td>303</td> <td>168</td> <td>PEAK</td> </tr> <tr> <td>2</td> <td>5469.84</td> <td>51.32</td> <td>68.30</td> <td>-16.98</td> <td>37.53</td> <td>34.81</td> <td>11.16</td> <td>32.18</td> <td>303</td> <td>168</td> <td>PEAK</td> </tr> </tbody> </table>	Limit	Margin	Read	Ant	Cable	Preamp	APos	TPos	Remark	Freq	Level	Line	Level	Factor	Loss Factor				MHz	dBuV/m	dBuV/m	dBuV	dB/m	dB	dB	cm	deg	1	5420.88	52.03	74.00	-21.97	38.37	34.82	10.96	32.12	303	168	PEAK	2	5469.84	51.32	68.30	-16.98	37.53	34.81	11.16	32.18	303	168	PEAK	 <p>Date: 2023-12-07</p> <table border="1"> <thead> <tr> <th>Limit</th> <th>Margin</th> <th>Read</th> <th>Ant</th> <th>Cable</th> <th>Preamp</th> <th>APos</th> <th>TPos</th> <th>Remark</th> </tr> <tr> <th>Freq</th> <th>Level</th> <th>Line</th> <th>Level</th> <th>Factor</th> <th>Loss Factor</th> <th></th> <th></th> <th></th> </tr> <tr> <th>MHz</th> <th>dBuV/m</th> <th>dBuV/m</th> <th>dBuV</th> <th>dB/m</th> <th>dB</th> <th>dB</th> <th>cm</th> <th>deg</th> </tr> </thead> <tbody> <tr> <td>1</td> <td>5670.00</td> <td>95.50</td> <td>-----</td> <td>-----</td> <td>81.13</td> <td>35.03</td> <td>11.68</td> <td>32.34</td> <td>303</td> <td>168</td> <td>PEAK</td> </tr> </tbody> </table>	Limit	Margin	Read	Ant	Cable	Preamp	APos	TPos	Remark	Freq	Level	Line	Level	Factor	Loss Factor				MHz	dBuV/m	dBuV/m	dBuV	dB/m	dB	dB	cm	deg	1	5670.00	95.50	-----	-----	81.13	35.03	11.68	32.34	303	168	PEAK
	Limit	Margin	Read	Ant	Cable	Preamp	APos	TPos	Remark																																																																																			
Freq	Level	Line	Level	Factor	Loss Factor																																																																																							
MHz	dBuV/m	dBuV/m	dBuV	dB/m	dB	dB	cm	deg																																																																																				
1	5420.88	52.03	74.00	-21.97	38.37	34.82	10.96	32.12	303	168	PEAK																																																																																	
2	5469.84	51.32	68.30	-16.98	37.53	34.81	11.16	32.18	303	168	PEAK																																																																																	
Limit	Margin	Read	Ant	Cable	Preamp	APos	TPos	Remark																																																																																				
Freq	Level	Line	Level	Factor	Loss Factor																																																																																							
MHz	dBuV/m	dBuV/m	dBuV	dB/m	dB	dB	cm	deg																																																																																				
1	5670.00	95.50	-----	-----	81.13	35.03	11.68	32.34	303	168	PEAK																																																																																	
Avg	 <p>Date: 2023-12-07</p> <table border="1"> <thead> <tr> <th>Limit</th> <th>Margin</th> <th>Read</th> <th>Ant</th> <th>Cable</th> <th>Preamp</th> <th>APos</th> <th>TPos</th> <th>Remark</th> </tr> <tr> <th>Freq</th> <th>Level</th> <th>Line</th> <th>Level</th> <th>Factor</th> <th>Loss Factor</th> <th></th> <th></th> <th></th> </tr> <tr> <th>MHz</th> <th>dBuV/m</th> <th>dBuV/m</th> <th>dBuV</th> <th>dB/m</th> <th>dB</th> <th>dB</th> <th>cm</th> <th>deg</th> </tr> </thead> <tbody> <tr> <td>1</td> <td>5397.84</td> <td>44.35</td> <td>54.00</td> <td>-9.65</td> <td>30.71</td> <td>34.82</td> <td>10.91</td> <td>32.09</td> <td>303</td> <td>168</td> <td>AVERAGE</td> </tr> </tbody> </table>	Limit	Margin	Read	Ant	Cable	Preamp	APos	TPos	Remark	Freq	Level	Line	Level	Factor	Loss Factor				MHz	dBuV/m	dBuV/m	dBuV	dB/m	dB	dB	cm	deg	1	5397.84	44.35	54.00	-9.65	30.71	34.82	10.91	32.09	303	168	AVERAGE	 <p>Date: 2023-12-07</p> <table border="1"> <thead> <tr> <th>Limit</th> <th>Margin</th> <th>Read</th> <th>Ant</th> <th>Cable</th> <th>Preamp</th> <th>APos</th> <th>TPos</th> <th>Remark</th> </tr> <tr> <th>Freq</th> <th>Level</th> <th>Line</th> <th>Level</th> <th>Factor</th> <th>Loss Factor</th> <th></th> <th></th> <th></th> </tr> <tr> <th>MHz</th> <th>dBuV/m</th> <th>dBuV/m</th> <th>dBuV</th> <th>dB/m</th> <th>dB</th> <th>dB</th> <th>cm</th> <th>deg</th> </tr> </thead> <tbody> <tr> <td>1</td> <td>5670.00</td> <td>88.09</td> <td>-----</td> <td>-----</td> <td>73.72</td> <td>35.03</td> <td>11.68</td> <td>32.34</td> <td>303</td> <td>168</td> <td>AVERAGE</td> </tr> </tbody> </table>	Limit	Margin	Read	Ant	Cable	Preamp	APos	TPos	Remark	Freq	Level	Line	Level	Factor	Loss Factor				MHz	dBuV/m	dBuV/m	dBuV	dB/m	dB	dB	cm	deg	1	5670.00	88.09	-----	-----	73.72	35.03	11.68	32.34	303	168	AVERAGE												
Limit	Margin	Read	Ant	Cable	Preamp	APos	TPos	Remark																																																																																				
Freq	Level	Line	Level	Factor	Loss Factor																																																																																							
MHz	dBuV/m	dBuV/m	dBuV	dB/m	dB	dB	cm	deg																																																																																				
1	5397.84	44.35	54.00	-9.65	30.71	34.82	10.91	32.09	303	168	AVERAGE																																																																																	
Limit	Margin	Read	Ant	Cable	Preamp	APos	TPos	Remark																																																																																				
Freq	Level	Line	Level	Factor	Loss Factor																																																																																							
MHz	dBuV/m	dBuV/m	dBuV	dB/m	dB	dB	cm	deg																																																																																				
1	5670.00	88.09	-----	-----	73.72	35.03	11.68	32.34	303	168	AVERAGE																																																																																	



Mode	24																																								
	Band Edge - R																																								
	U-NII-2C_5.47-5.725_802.11ax HE40_CH134_Full RU_5670MHz																																								
ANT	8+6																																								
Pol.	Vertical	Fundamental																																							
Peak	<p>Date: 2023-12-07</p> <table border="1"> <thead> <tr> <th>Limit</th> <th>Margin</th> <th>Read</th> <th>Ant</th> <th>Cable</th> <th>Preamp</th> <th>APos</th> <th>TPos</th> <th>Remark</th> </tr> <tr> <th>Freq</th> <th>Level</th> <th>Line</th> <th>(dB)</th> <th>Level</th> <th>Factor</th> <th>Loss</th> <th>Factor</th> <th></th> </tr> <tr> <th>MHz</th> <th>dBuV/m</th> <th>dBuV/m</th> <th>dB</th> <th>dBuV</th> <th>dB/m</th> <th>dB</th> <th>dB</th> <th>cm</th> <th>deg</th> </tr> </thead> <tbody> <tr> <td>1</td> <td>5757.93</td> <td>52.83</td> <td>68.30</td> <td>-15.47</td> <td>38.44</td> <td>35.16</td> <td>11.64</td> <td>32.41</td> <td>303</td> <td>168 PEAK</td> </tr> </tbody> </table>	Limit	Margin	Read	Ant	Cable	Preamp	APos	TPos	Remark	Freq	Level	Line	(dB)	Level	Factor	Loss	Factor		MHz	dBuV/m	dBuV/m	dB	dBuV	dB/m	dB	dB	cm	deg	1	5757.93	52.83	68.30	-15.47	38.44	35.16	11.64	32.41	303	168 PEAK	Blank
Limit	Margin	Read	Ant	Cable	Preamp	APos	TPos	Remark																																	
Freq	Level	Line	(dB)	Level	Factor	Loss	Factor																																		
MHz	dBuV/m	dBuV/m	dB	dBuV	dB/m	dB	dB	cm	deg																																
1	5757.93	52.83	68.30	-15.47	38.44	35.16	11.64	32.41	303	168 PEAK																															

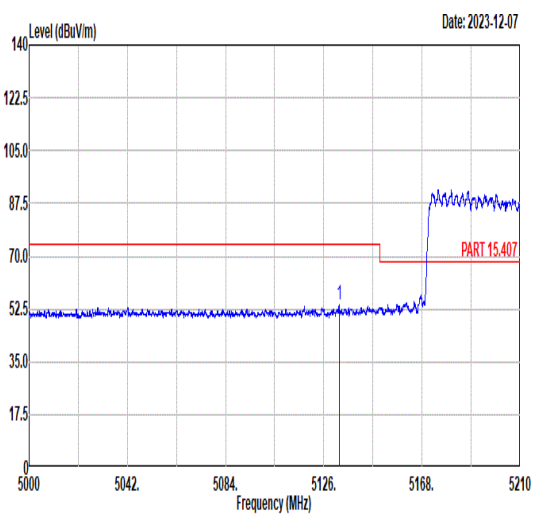
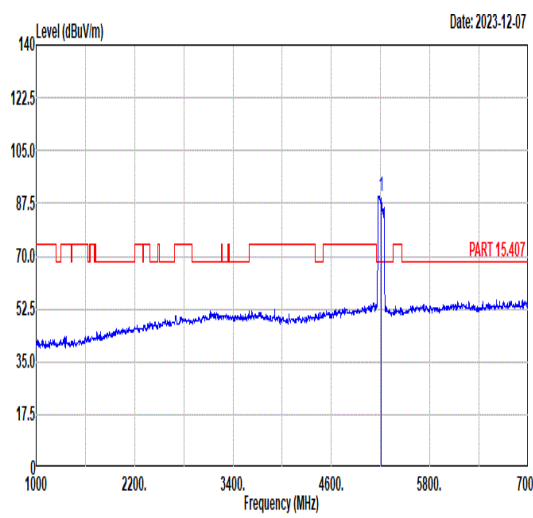
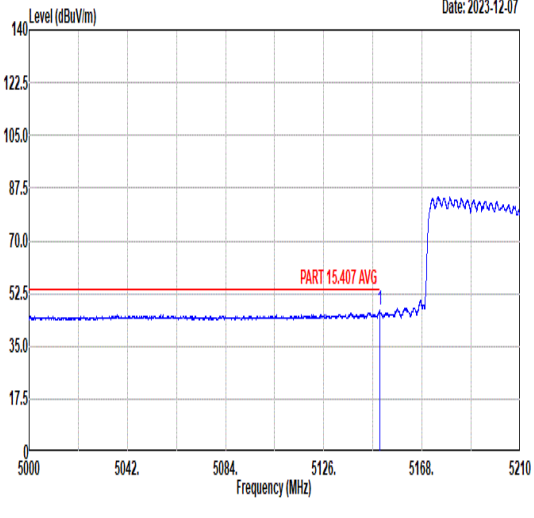
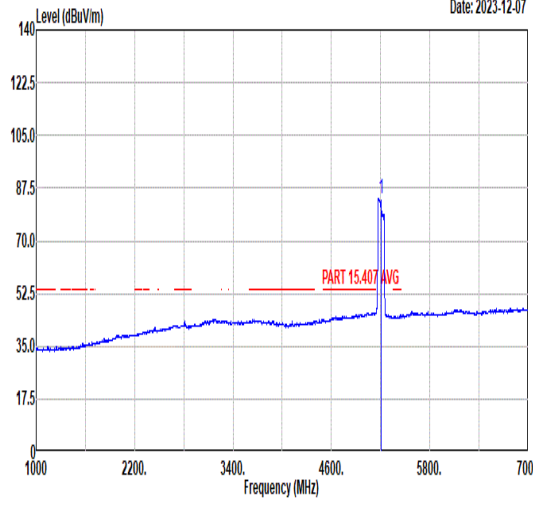


Mode	25																																																																															
	Band Edge - L																																																																															
	U-NII-1_5.15-5.25_802.11ax HE80_CH42_Full_RU_5210MHz																																																																															
ANT	8+6																																																																															
Pol.	Horizontal	Fundamental																																																																														
Peak	<table border="1"> <thead> <tr> <th>Limit</th> <th>Margin</th> <th>Read</th> <th>Ant</th> <th>Cable</th> <th>Preamp</th> <th>APos</th> <th>TPos</th> <th>Remark</th> </tr> <tr> <th>Freq</th> <th>Level</th> <th>Line</th> <th>(dB)</th> <th>Level</th> <th>Factor</th> <th>Loss</th> <th>Factor</th> <th></th> </tr> <tr> <th>MHz</th> <th>dBuV/m</th> <th>dBuV/m</th> <th>dB</th> <th>dBuV</th> <th>dB/m</th> <th>dB</th> <th>dB</th> <th>cm</th> <th>deg</th> </tr> </thead> <tbody> <tr> <td>1</td> <td>5149.65</td> <td>56.23</td> <td>74.00</td> <td>-17.77</td> <td>42.05</td> <td>34.87</td> <td>11.09</td> <td>31.78</td> <td>100</td> <td>304 PEAK</td> </tr> </tbody> </table>	Limit	Margin	Read	Ant	Cable	Preamp	APos	TPos	Remark	Freq	Level	Line	(dB)	Level	Factor	Loss	Factor		MHz	dBuV/m	dBuV/m	dB	dBuV	dB/m	dB	dB	cm	deg	1	5149.65	56.23	74.00	-17.77	42.05	34.87	11.09	31.78	100	304 PEAK	<table border="1"> <thead> <tr> <th>Limit</th> <th>Margin</th> <th>Read</th> <th>Ant</th> <th>Cable</th> <th>Preamp</th> <th>APos</th> <th>TPos</th> <th>Remark</th> </tr> <tr> <th>Freq</th> <th>Level</th> <th>Line</th> <th>(dB)</th> <th>Level</th> <th>Factor</th> <th>Loss</th> <th>Factor</th> <th></th> </tr> <tr> <th>MHz</th> <th>dBuV/m</th> <th>dBuV/m</th> <th>dB</th> <th>dBuV</th> <th>dB/m</th> <th>dB</th> <th>dB</th> <th>cm</th> <th>deg</th> </tr> </thead> <tbody> <tr> <td>1</td> <td>5210.00</td> <td>96.78</td> <td>-----</td> <td>-----</td> <td>82.73</td> <td>34.86</td> <td>11.05</td> <td>31.86</td> <td>100</td> <td>304 PEAK</td> </tr> </tbody> </table>	Limit	Margin	Read	Ant	Cable	Preamp	APos	TPos	Remark	Freq	Level	Line	(dB)	Level	Factor	Loss	Factor		MHz	dBuV/m	dBuV/m	dB	dBuV	dB/m	dB	dB	cm	deg	1	5210.00	96.78	-----	-----	82.73	34.86	11.05	31.86	100	304 PEAK
	Limit	Margin	Read	Ant	Cable	Preamp	APos	TPos	Remark																																																																							
Freq	Level	Line	(dB)	Level	Factor	Loss	Factor																																																																									
MHz	dBuV/m	dBuV/m	dB	dBuV	dB/m	dB	dB	cm	deg																																																																							
1	5149.65	56.23	74.00	-17.77	42.05	34.87	11.09	31.78	100	304 PEAK																																																																						
Limit	Margin	Read	Ant	Cable	Preamp	APos	TPos	Remark																																																																								
Freq	Level	Line	(dB)	Level	Factor	Loss	Factor																																																																									
MHz	dBuV/m	dBuV/m	dB	dBuV	dB/m	dB	dB	cm	deg																																																																							
1	5210.00	96.78	-----	-----	82.73	34.86	11.05	31.86	100	304 PEAK																																																																						
Avg	<table border="1"> <thead> <tr> <th>Limit</th> <th>Margin</th> <th>Read</th> <th>Ant</th> <th>Cable</th> <th>Preamp</th> <th>APos</th> <th>TPos</th> <th>Remark</th> </tr> <tr> <th>Freq</th> <th>Level</th> <th>Line</th> <th>(dB)</th> <th>Level</th> <th>Factor</th> <th>Loss</th> <th>Factor</th> <th></th> </tr> <tr> <th>MHz</th> <th>dBuV/m</th> <th>dBuV/m</th> <th>dB</th> <th>dBuV</th> <th>dB/m</th> <th>dB</th> <th>dB</th> <th>cm</th> <th>deg</th> </tr> </thead> <tbody> <tr> <td>1</td> <td>5149.23</td> <td>48.56</td> <td>54.00</td> <td>-5.44</td> <td>34.38</td> <td>34.87</td> <td>11.09</td> <td>31.78</td> <td>100</td> <td>304 AVERAGE</td> </tr> </tbody> </table>	Limit	Margin	Read	Ant	Cable	Preamp	APos	TPos	Remark	Freq	Level	Line	(dB)	Level	Factor	Loss	Factor		MHz	dBuV/m	dBuV/m	dB	dBuV	dB/m	dB	dB	cm	deg	1	5149.23	48.56	54.00	-5.44	34.38	34.87	11.09	31.78	100	304 AVERAGE	<table border="1"> <thead> <tr> <th>Limit</th> <th>Margin</th> <th>Read</th> <th>Ant</th> <th>Cable</th> <th>Preamp</th> <th>APos</th> <th>TPos</th> <th>Remark</th> </tr> <tr> <th>Freq</th> <th>Level</th> <th>Line</th> <th>(dB)</th> <th>Level</th> <th>Factor</th> <th>Loss</th> <th>Factor</th> <th></th> </tr> <tr> <th>MHz</th> <th>dBuV/m</th> <th>dBuV/m</th> <th>dB</th> <th>dBuV</th> <th>dB/m</th> <th>dB</th> <th>dB</th> <th>cm</th> <th>deg</th> </tr> </thead> <tbody> <tr> <td>1</td> <td>5210.00</td> <td>90.27</td> <td>-----</td> <td>-----</td> <td>76.21</td> <td>34.86</td> <td>11.05</td> <td>31.85</td> <td>100</td> <td>304 AVERAGE</td> </tr> </tbody> </table>	Limit	Margin	Read	Ant	Cable	Preamp	APos	TPos	Remark	Freq	Level	Line	(dB)	Level	Factor	Loss	Factor		MHz	dBuV/m	dBuV/m	dB	dBuV	dB/m	dB	dB	cm	deg	1	5210.00	90.27	-----	-----	76.21	34.86	11.05	31.85	100	304 AVERAGE
Limit	Margin	Read	Ant	Cable	Preamp	APos	TPos	Remark																																																																								
Freq	Level	Line	(dB)	Level	Factor	Loss	Factor																																																																									
MHz	dBuV/m	dBuV/m	dB	dBuV	dB/m	dB	dB	cm	deg																																																																							
1	5149.23	48.56	54.00	-5.44	34.38	34.87	11.09	31.78	100	304 AVERAGE																																																																						
Limit	Margin	Read	Ant	Cable	Preamp	APos	TPos	Remark																																																																								
Freq	Level	Line	(dB)	Level	Factor	Loss	Factor																																																																									
MHz	dBuV/m	dBuV/m	dB	dBuV	dB/m	dB	dB	cm	deg																																																																							
1	5210.00	90.27	-----	-----	76.21	34.86	11.05	31.85	100	304 AVERAGE																																																																						



Mode	25																																								
	Band Edge - R																																								
	U-NII-1_5.15-5.25_802.11ax HE80_CH42_Full_RU_5210MHz																																								
ANT	8+6																																								
Pol.	Horizontal	Fundamental																																							
Peak	<p>Date: 2023-12-07</p> <table border="1"> <thead> <tr> <th>Limit</th> <th>Margin</th> <th>Read</th> <th>Ant</th> <th>Cable</th> <th>Preamp</th> <th>APos</th> <th>TPos</th> <th>Remark</th> </tr> <tr> <th>Freq</th> <th>Level</th> <th>Line</th> <th>(dB)</th> <th>Level</th> <th>Factor</th> <th>Loss</th> <th>Factor</th> <th></th> </tr> <tr> <th>MHz</th> <th>dBuV/m</th> <th>dBuV/m</th> <th>dBuV</th> <th>dB/m</th> <th>dB</th> <th>dB</th> <th>cm</th> <th>deg</th> </tr> </thead> <tbody> <tr> <td>1</td> <td>5356.65</td> <td>53.14</td> <td>74.00</td> <td>-20.86</td> <td>39.41</td> <td>34.83</td> <td>10.94</td> <td>32.04</td> <td>100</td> <td>304</td> <td>PEAK</td> </tr> </tbody> </table>	Limit	Margin	Read	Ant	Cable	Preamp	APos	TPos	Remark	Freq	Level	Line	(dB)	Level	Factor	Loss	Factor		MHz	dBuV/m	dBuV/m	dBuV	dB/m	dB	dB	cm	deg	1	5356.65	53.14	74.00	-20.86	39.41	34.83	10.94	32.04	100	304	PEAK	Blank
Limit	Margin	Read	Ant	Cable	Preamp	APos	TPos	Remark																																	
Freq	Level	Line	(dB)	Level	Factor	Loss	Factor																																		
MHz	dBuV/m	dBuV/m	dBuV	dB/m	dB	dB	cm	deg																																	
1	5356.65	53.14	74.00	-20.86	39.41	34.83	10.94	32.04	100	304	PEAK																														
Avg	<p>Date: 2023-12-07</p> <table border="1"> <thead> <tr> <th>Limit</th> <th>Margin</th> <th>Read</th> <th>Ant</th> <th>Cable</th> <th>Preamp</th> <th>APos</th> <th>TPos</th> <th>Remark</th> </tr> <tr> <th>Freq</th> <th>Level</th> <th>Line</th> <th>(dB)</th> <th>Level</th> <th>Factor</th> <th>Loss</th> <th>Factor</th> <th></th> </tr> <tr> <th>MHz</th> <th>dBuV/m</th> <th>dBuV/m</th> <th>dBuV</th> <th>dB/m</th> <th>dB</th> <th>dB</th> <th>cm</th> <th>deg</th> </tr> </thead> <tbody> <tr> <td>1</td> <td>5459.65</td> <td>44.43</td> <td>54.00</td> <td>-9.57</td> <td>30.66</td> <td>34.81</td> <td>11.12</td> <td>32.16</td> <td>100</td> <td>304</td> <td>AVERAGE</td> </tr> </tbody> </table>	Limit	Margin	Read	Ant	Cable	Preamp	APos	TPos	Remark	Freq	Level	Line	(dB)	Level	Factor	Loss	Factor		MHz	dBuV/m	dBuV/m	dBuV	dB/m	dB	dB	cm	deg	1	5459.65	44.43	54.00	-9.57	30.66	34.81	11.12	32.16	100	304	AVERAGE	Blank
Limit	Margin	Read	Ant	Cable	Preamp	APos	TPos	Remark																																	
Freq	Level	Line	(dB)	Level	Factor	Loss	Factor																																		
MHz	dBuV/m	dBuV/m	dBuV	dB/m	dB	dB	cm	deg																																	
1	5459.65	44.43	54.00	-9.57	30.66	34.81	11.12	32.16	100	304	AVERAGE																														



Mode	25																																																																															
	Band Edge - L																																																																															
	U-NII-1_5.15-5.25_802.11ax HE80_CH42_Full_RU_5210MHz																																																																															
ANT	8+6																																																																															
Pol.	Vertical	Fundamental																																																																														
Peak	 <p>Date: 2023-12-07</p> <table border="1"> <thead> <tr> <th>Limit</th> <th>Margin</th> <th>Read</th> <th>Ant</th> <th>Cable</th> <th>Preamp</th> <th>APos</th> <th>TPos</th> <th>Remark</th> </tr> <tr> <th>Freq</th> <th>Level</th> <th>Line</th> <th>(dB)</th> <th>Level</th> <th>Factor</th> <th>Loss</th> <th>Factor</th> <th></th> </tr> <tr> <th>MHz</th> <th>dBuV/m</th> <th>dBuV/m</th> <th>dB</th> <th>dBuV</th> <th>dB/m</th> <th>dB</th> <th>dB</th> <th>cm</th> <th>deg</th> </tr> </thead> <tbody> <tr> <td>1</td> <td>5132.64</td> <td>53.99</td> <td>74.00</td> <td>-20.01</td> <td>39.79</td> <td>34.87</td> <td>11.09</td> <td>31.76</td> <td>376</td> <td>237 PEAK</td> </tr> </tbody> </table>	Limit	Margin	Read	Ant	Cable	Preamp	APos	TPos	Remark	Freq	Level	Line	(dB)	Level	Factor	Loss	Factor		MHz	dBuV/m	dBuV/m	dB	dBuV	dB/m	dB	dB	cm	deg	1	5132.64	53.99	74.00	-20.01	39.79	34.87	11.09	31.76	376	237 PEAK	 <p>Date: 2023-12-07</p> <table border="1"> <thead> <tr> <th>Limit</th> <th>Margin</th> <th>Read</th> <th>Ant</th> <th>Cable</th> <th>Preamp</th> <th>APos</th> <th>TPos</th> <th>Remark</th> </tr> <tr> <th>Freq</th> <th>Level</th> <th>Line</th> <th>(dB)</th> <th>Level</th> <th>Factor</th> <th>Loss</th> <th>Factor</th> <th></th> </tr> <tr> <th>MHz</th> <th>dBuV/m</th> <th>dBuV/m</th> <th>dB</th> <th>dBuV</th> <th>dB/m</th> <th>dB</th> <th>dB</th> <th>cm</th> <th>deg</th> </tr> </thead> <tbody> <tr> <td>1</td> <td>5210.00</td> <td>90.06</td> <td>-----</td> <td>-----</td> <td>75.95</td> <td>34.86</td> <td>11.07</td> <td>31.82</td> <td>376</td> <td>237 PEAK</td> </tr> </tbody> </table>	Limit	Margin	Read	Ant	Cable	Preamp	APos	TPos	Remark	Freq	Level	Line	(dB)	Level	Factor	Loss	Factor		MHz	dBuV/m	dBuV/m	dB	dBuV	dB/m	dB	dB	cm	deg	1	5210.00	90.06	-----	-----	75.95	34.86	11.07	31.82	376	237 PEAK
	Limit	Margin	Read	Ant	Cable	Preamp	APos	TPos	Remark																																																																							
Freq	Level	Line	(dB)	Level	Factor	Loss	Factor																																																																									
MHz	dBuV/m	dBuV/m	dB	dBuV	dB/m	dB	dB	cm	deg																																																																							
1	5132.64	53.99	74.00	-20.01	39.79	34.87	11.09	31.76	376	237 PEAK																																																																						
Limit	Margin	Read	Ant	Cable	Preamp	APos	TPos	Remark																																																																								
Freq	Level	Line	(dB)	Level	Factor	Loss	Factor																																																																									
MHz	dBuV/m	dBuV/m	dB	dBuV	dB/m	dB	dB	cm	deg																																																																							
1	5210.00	90.06	-----	-----	75.95	34.86	11.07	31.82	376	237 PEAK																																																																						
Avg	 <p>Date: 2023-12-07</p> <table border="1"> <thead> <tr> <th>Limit</th> <th>Margin</th> <th>Read</th> <th>Ant</th> <th>Cable</th> <th>Preamp</th> <th>APos</th> <th>TPos</th> <th>Remark</th> </tr> <tr> <th>Freq</th> <th>Level</th> <th>Line</th> <th>(dB)</th> <th>Level</th> <th>Factor</th> <th>Loss</th> <th>Factor</th> <th></th> </tr> <tr> <th>MHz</th> <th>dBuV/m</th> <th>dBuV/m</th> <th>dB</th> <th>dBuV</th> <th>dB/m</th> <th>dB</th> <th>dB</th> <th>cm</th> <th>deg</th> </tr> </thead> <tbody> <tr> <td>1</td> <td>5149.84</td> <td>46.77</td> <td>54.00</td> <td>-7.23</td> <td>32.59</td> <td>34.87</td> <td>11.09</td> <td>31.78</td> <td>376</td> <td>237 AVERAGE</td> </tr> </tbody> </table>	Limit	Margin	Read	Ant	Cable	Preamp	APos	TPos	Remark	Freq	Level	Line	(dB)	Level	Factor	Loss	Factor		MHz	dBuV/m	dBuV/m	dB	dBuV	dB/m	dB	dB	cm	deg	1	5149.84	46.77	54.00	-7.23	32.59	34.87	11.09	31.78	376	237 AVERAGE	 <p>Date: 2023-12-07</p> <table border="1"> <thead> <tr> <th>Limit</th> <th>Margin</th> <th>Read</th> <th>Ant</th> <th>Cable</th> <th>Preamp</th> <th>APos</th> <th>TPos</th> <th>Remark</th> </tr> <tr> <th>Freq</th> <th>Level</th> <th>Line</th> <th>(dB)</th> <th>Level</th> <th>Factor</th> <th>Loss</th> <th>Factor</th> <th></th> </tr> <tr> <th>MHz</th> <th>dBuV/m</th> <th>dBuV/m</th> <th>dB</th> <th>dBuV</th> <th>dB/m</th> <th>dB</th> <th>dB</th> <th>cm</th> <th>deg</th> </tr> </thead> <tbody> <tr> <td>1</td> <td>5210.00</td> <td>83.98</td> <td>-----</td> <td>-----</td> <td>69.83</td> <td>34.87</td> <td>11.08</td> <td>31.80</td> <td>376</td> <td>237 AVERAGE</td> </tr> </tbody> </table>	Limit	Margin	Read	Ant	Cable	Preamp	APos	TPos	Remark	Freq	Level	Line	(dB)	Level	Factor	Loss	Factor		MHz	dBuV/m	dBuV/m	dB	dBuV	dB/m	dB	dB	cm	deg	1	5210.00	83.98	-----	-----	69.83	34.87	11.08	31.80	376	237 AVERAGE
Limit	Margin	Read	Ant	Cable	Preamp	APos	TPos	Remark																																																																								
Freq	Level	Line	(dB)	Level	Factor	Loss	Factor																																																																									
MHz	dBuV/m	dBuV/m	dB	dBuV	dB/m	dB	dB	cm	deg																																																																							
1	5149.84	46.77	54.00	-7.23	32.59	34.87	11.09	31.78	376	237 AVERAGE																																																																						
Limit	Margin	Read	Ant	Cable	Preamp	APos	TPos	Remark																																																																								
Freq	Level	Line	(dB)	Level	Factor	Loss	Factor																																																																									
MHz	dBuV/m	dBuV/m	dB	dBuV	dB/m	dB	dB	cm	deg																																																																							
1	5210.00	83.98	-----	-----	69.83	34.87	11.08	31.80	376	237 AVERAGE																																																																						



Mode	25																																								
	Band Edge - R																																								
	U-NII-1_5.15-5.25_802.11ax HE80_CH42_Full_RU_5210MHz																																								
ANT	8+6																																								
Pol.	Vertical	Fundamental																																							
Peak	<p>Date: 2023-12-07</p> <table border="1"> <thead> <tr> <th>Limit</th> <th>Margin</th> <th>Read</th> <th>Ant</th> <th>Cable</th> <th>Preamp</th> <th>APos</th> <th>TPos</th> <th>Remark</th> </tr> <tr> <th>Freq</th> <th>Level</th> <th>Line</th> <th>(dB)</th> <th>Level</th> <th>Factor</th> <th>Loss</th> <th>Factor</th> <th></th> </tr> <tr> <th>MHz</th> <th>dBuV/m</th> <th>dBuV/m</th> <th>dBuV</th> <th>dB/m</th> <th>dB</th> <th>dB</th> <th>cm</th> <th>deg</th> </tr> </thead> <tbody> <tr> <td>1</td> <td>5406.88</td> <td>52.69</td> <td>74.00</td> <td>-21.31</td> <td>39.07</td> <td>34.82</td> <td>10.90</td> <td>32.10</td> <td>376</td> <td>237</td> <td>PEAK</td> </tr> </tbody> </table>	Limit	Margin	Read	Ant	Cable	Preamp	APos	TPos	Remark	Freq	Level	Line	(dB)	Level	Factor	Loss	Factor		MHz	dBuV/m	dBuV/m	dBuV	dB/m	dB	dB	cm	deg	1	5406.88	52.69	74.00	-21.31	39.07	34.82	10.90	32.10	376	237	PEAK	Blank
Limit	Margin	Read	Ant	Cable	Preamp	APos	TPos	Remark																																	
Freq	Level	Line	(dB)	Level	Factor	Loss	Factor																																		
MHz	dBuV/m	dBuV/m	dBuV	dB/m	dB	dB	cm	deg																																	
1	5406.88	52.69	74.00	-21.31	39.07	34.82	10.90	32.10	376	237	PEAK																														
Avg	<p>Date: 2023-12-07</p> <table border="1"> <thead> <tr> <th>Limit</th> <th>Margin</th> <th>Read</th> <th>Ant</th> <th>Cable</th> <th>Preamp</th> <th>APos</th> <th>TPos</th> <th>Remark</th> </tr> <tr> <th>Freq</th> <th>Level</th> <th>Line</th> <th>(dB)</th> <th>Level</th> <th>Factor</th> <th>Loss</th> <th>Factor</th> <th></th> </tr> <tr> <th>MHz</th> <th>dBuV/m</th> <th>dBuV/m</th> <th>dBuV</th> <th>dB/m</th> <th>dB</th> <th>dB</th> <th>cm</th> <th>deg</th> </tr> </thead> <tbody> <tr> <td>1</td> <td>5442.38</td> <td>44.31</td> <td>54.00</td> <td>-9.69</td> <td>30.59</td> <td>34.81</td> <td>11.05</td> <td>32.14</td> <td>376</td> <td>237</td> <td>AVERAGE</td> </tr> </tbody> </table>	Limit	Margin	Read	Ant	Cable	Preamp	APos	TPos	Remark	Freq	Level	Line	(dB)	Level	Factor	Loss	Factor		MHz	dBuV/m	dBuV/m	dBuV	dB/m	dB	dB	cm	deg	1	5442.38	44.31	54.00	-9.69	30.59	34.81	11.05	32.14	376	237	AVERAGE	Blank
Limit	Margin	Read	Ant	Cable	Preamp	APos	TPos	Remark																																	
Freq	Level	Line	(dB)	Level	Factor	Loss	Factor																																		
MHz	dBuV/m	dBuV/m	dBuV	dB/m	dB	dB	cm	deg																																	
1	5442.38	44.31	54.00	-9.69	30.59	34.81	11.05	32.14	376	237	AVERAGE																														

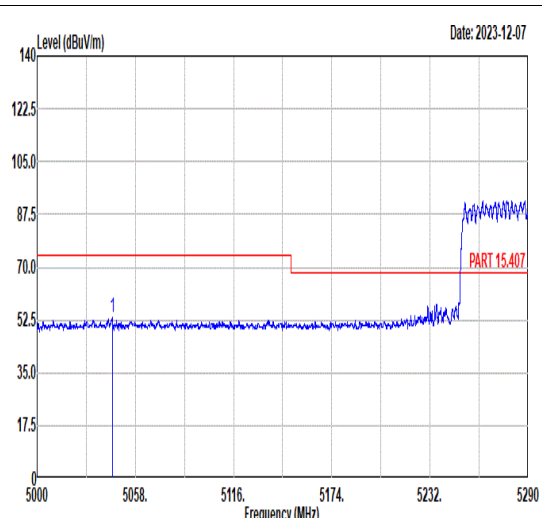
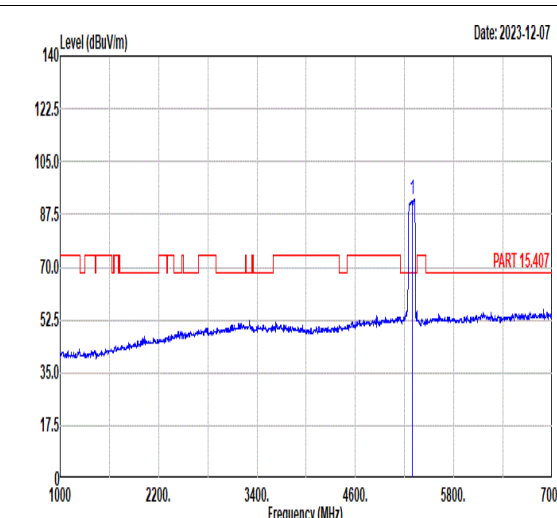
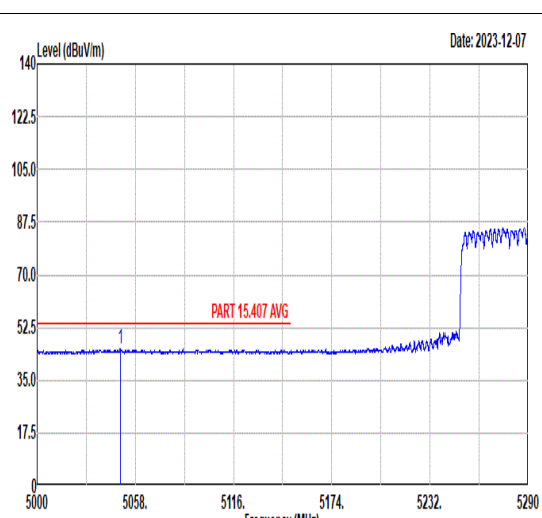
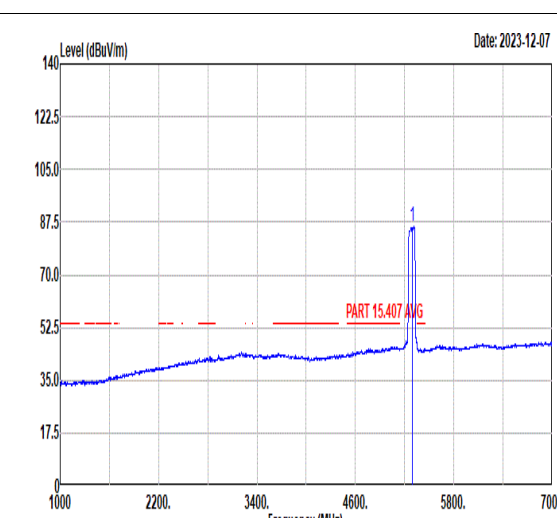


Mode	26																																																																																	
	Band Edge - L																																																																																	
	U-NII-2A_5.25-5.35_802.11ax HE80_CH58_Full RU_5290MHz																																																																																	
ANT	8+6																																																																																	
Pol.	Horizontal	Fundamental																																																																																
Peak	<table border="1"> <thead> <tr> <th>Limit</th> <th>Margin</th> <th>Read</th> <th>Ant</th> <th>Cable</th> <th>Preamp</th> <th>APos</th> <th>TPos</th> <th>Remark</th> </tr> <tr> <th>Freq</th> <th>Level</th> <th>Line</th> <th>(dB)</th> <th>Level</th> <th>Factor</th> <th>Loss</th> <th>Factor</th> <th></th> </tr> <tr> <th>MHz</th> <th>dBuV/m</th> <th>dBuV/m</th> <th>dB</th> <th>dBuV</th> <th>dB/m</th> <th>dB</th> <th>dB</th> <th>cm</th> <th>deg</th> </tr> </thead> <tbody> <tr> <td>1</td> <td>5123.40</td> <td>52.74</td> <td>74.00</td> <td>-21.26</td> <td>38.51</td> <td>34.88</td> <td>11.10</td> <td>31.75</td> <td>100</td> <td>299</td> <td>PEAK</td> </tr> </tbody> </table>	Limit	Margin	Read	Ant	Cable	Preamp	APos	TPos	Remark	Freq	Level	Line	(dB)	Level	Factor	Loss	Factor		MHz	dBuV/m	dBuV/m	dB	dBuV	dB/m	dB	dB	cm	deg	1	5123.40	52.74	74.00	-21.26	38.51	34.88	11.10	31.75	100	299	PEAK	<table border="1"> <thead> <tr> <th>Limit</th> <th>Margin</th> <th>Read</th> <th>Ant</th> <th>Cable</th> <th>Preamp</th> <th>APos</th> <th>TPos</th> <th>Remark</th> </tr> <tr> <th>Freq</th> <th>Level</th> <th>Line</th> <th>(dB)</th> <th>Level</th> <th>Factor</th> <th>Loss</th> <th>Factor</th> <th></th> </tr> <tr> <th>MHz</th> <th>dBuV/m</th> <th>dBuV/m</th> <th>dB</th> <th>dBuV</th> <th>dB/m</th> <th>dB</th> <th>dB</th> <th>cm</th> <th>deg</th> </tr> </thead> <tbody> <tr> <td>1</td> <td>5290.00</td> <td>97.76</td> <td>-----</td> <td>-----</td> <td>83.86</td> <td>34.84</td> <td>11.00</td> <td>31.94</td> <td>100</td> <td>299</td> <td>PEAK</td> </tr> </tbody> </table>	Limit	Margin	Read	Ant	Cable	Preamp	APos	TPos	Remark	Freq	Level	Line	(dB)	Level	Factor	Loss	Factor		MHz	dBuV/m	dBuV/m	dB	dBuV	dB/m	dB	dB	cm	deg	1	5290.00	97.76	-----	-----	83.86	34.84	11.00	31.94	100	299	PEAK
	Limit	Margin	Read	Ant	Cable	Preamp	APos	TPos	Remark																																																																									
Freq	Level	Line	(dB)	Level	Factor	Loss	Factor																																																																											
MHz	dBuV/m	dBuV/m	dB	dBuV	dB/m	dB	dB	cm	deg																																																																									
1	5123.40	52.74	74.00	-21.26	38.51	34.88	11.10	31.75	100	299	PEAK																																																																							
Limit	Margin	Read	Ant	Cable	Preamp	APos	TPos	Remark																																																																										
Freq	Level	Line	(dB)	Level	Factor	Loss	Factor																																																																											
MHz	dBuV/m	dBuV/m	dB	dBuV	dB/m	dB	dB	cm	deg																																																																									
1	5290.00	97.76	-----	-----	83.86	34.84	11.00	31.94	100	299	PEAK																																																																							
Avg	<table border="1"> <thead> <tr> <th>Limit</th> <th>Margin</th> <th>Read</th> <th>Ant</th> <th>Cable</th> <th>Preamp</th> <th>APos</th> <th>TPos</th> <th>Remark</th> </tr> <tr> <th>Freq</th> <th>Level</th> <th>Line</th> <th>(dB)</th> <th>Level</th> <th>Factor</th> <th>Loss</th> <th>Factor</th> <th></th> </tr> <tr> <th>MHz</th> <th>dBuV/m</th> <th>dBuV/m</th> <th>dB</th> <th>dBuV</th> <th>dB/m</th> <th>dB</th> <th>dB</th> <th>cm</th> <th>deg</th> </tr> </thead> <tbody> <tr> <td>1</td> <td>5067.43</td> <td>45.60</td> <td>54.00</td> <td>-8.40</td> <td>31.26</td> <td>34.89</td> <td>11.13</td> <td>31.68</td> <td>100</td> <td>299</td> <td>AVERAGE</td> </tr> </tbody> </table>	Limit	Margin	Read	Ant	Cable	Preamp	APos	TPos	Remark	Freq	Level	Line	(dB)	Level	Factor	Loss	Factor		MHz	dBuV/m	dBuV/m	dB	dBuV	dB/m	dB	dB	cm	deg	1	5067.43	45.60	54.00	-8.40	31.26	34.89	11.13	31.68	100	299	AVERAGE	<table border="1"> <thead> <tr> <th>Limit</th> <th>Margin</th> <th>Read</th> <th>Ant</th> <th>Cable</th> <th>Preamp</th> <th>APos</th> <th>TPos</th> <th>Remark</th> </tr> <tr> <th>Freq</th> <th>Level</th> <th>Line</th> <th>(dB)</th> <th>Level</th> <th>Factor</th> <th>Loss</th> <th>Factor</th> <th></th> </tr> <tr> <th>MHz</th> <th>dBuV/m</th> <th>dBuV/m</th> <th>dB</th> <th>dBuV</th> <th>dB/m</th> <th>dB</th> <th>dB</th> <th>cm</th> <th>deg</th> </tr> </thead> <tbody> <tr> <td>1</td> <td>5290.00</td> <td>90.79</td> <td>-----</td> <td>-----</td> <td>76.92</td> <td>34.84</td> <td>10.99</td> <td>31.96</td> <td>100</td> <td>299</td> <td>AVERAGE</td> </tr> </tbody> </table>	Limit	Margin	Read	Ant	Cable	Preamp	APos	TPos	Remark	Freq	Level	Line	(dB)	Level	Factor	Loss	Factor		MHz	dBuV/m	dBuV/m	dB	dBuV	dB/m	dB	dB	cm	deg	1	5290.00	90.79	-----	-----	76.92	34.84	10.99	31.96	100	299	AVERAGE
Limit	Margin	Read	Ant	Cable	Preamp	APos	TPos	Remark																																																																										
Freq	Level	Line	(dB)	Level	Factor	Loss	Factor																																																																											
MHz	dBuV/m	dBuV/m	dB	dBuV	dB/m	dB	dB	cm	deg																																																																									
1	5067.43	45.60	54.00	-8.40	31.26	34.89	11.13	31.68	100	299	AVERAGE																																																																							
Limit	Margin	Read	Ant	Cable	Preamp	APos	TPos	Remark																																																																										
Freq	Level	Line	(dB)	Level	Factor	Loss	Factor																																																																											
MHz	dBuV/m	dBuV/m	dB	dBuV	dB/m	dB	dB	cm	deg																																																																									
1	5290.00	90.79	-----	-----	76.92	34.84	10.99	31.96	100	299	AVERAGE																																																																							



Mode	26																																									
	Band Edge - R																																									
	U-NII-2A_5.25-5.35_802.11ax HE80_CH58_Full RU_5290MHz																																									
ANT	8+6																																									
Pol.	Horizontal	Fundamental																																								
Peak	<p>Date: 2023-12-07</p> <table border="1"> <thead> <tr> <th>Limit</th> <th>Margin</th> <th>Read</th> <th>Ant</th> <th>Cable</th> <th>Preamp</th> <th>APos</th> <th>TPos</th> <th>Remark</th> </tr> <tr> <th>Freq</th> <th>Level</th> <th>Line</th> <th>(dB)</th> <th>Level</th> <th>Factor</th> <th>Loss</th> <th>Factor</th> <th></th> </tr> <tr> <th>MHz</th> <th>dBuV/m</th> <th>dBuV/m</th> <th>dB</th> <th>dBuV</th> <th>dB/m</th> <th>dB</th> <th>dB</th> <th>cm</th> <th>deg</th> </tr> </thead> <tbody> <tr> <td>1</td> <td>5350.96</td> <td>55.26</td> <td>74.00</td> <td>-18.74</td> <td>41.52</td> <td>34.83</td> <td>10.94</td> <td>32.03</td> <td>100</td> <td>299</td> <td>PEAK</td> </tr> </tbody> </table>	Limit	Margin	Read	Ant	Cable	Preamp	APos	TPos	Remark	Freq	Level	Line	(dB)	Level	Factor	Loss	Factor		MHz	dBuV/m	dBuV/m	dB	dBuV	dB/m	dB	dB	cm	deg	1	5350.96	55.26	74.00	-18.74	41.52	34.83	10.94	32.03	100	299	PEAK	Blank
Limit	Margin	Read	Ant	Cable	Preamp	APos	TPos	Remark																																		
Freq	Level	Line	(dB)	Level	Factor	Loss	Factor																																			
MHz	dBuV/m	dBuV/m	dB	dBuV	dB/m	dB	dB	cm	deg																																	
1	5350.96	55.26	74.00	-18.74	41.52	34.83	10.94	32.03	100	299	PEAK																															
Avg	<p>Date: 2023-12-07</p> <table border="1"> <thead> <tr> <th>Limit</th> <th>Margin</th> <th>Read</th> <th>Ant</th> <th>Cable</th> <th>Preamp</th> <th>APos</th> <th>TPos</th> <th>Remark</th> </tr> <tr> <th>Freq</th> <th>Level</th> <th>Line</th> <th>(dB)</th> <th>Level</th> <th>Factor</th> <th>Loss</th> <th>Factor</th> <th></th> </tr> <tr> <th>MHz</th> <th>dBuV/m</th> <th>dBuV/m</th> <th>dB</th> <th>dBuV</th> <th>dB/m</th> <th>dB</th> <th>dB</th> <th>cm</th> <th>deg</th> </tr> </thead> <tbody> <tr> <td>1</td> <td>5350.44</td> <td>47.99</td> <td>54.00</td> <td>-6.01</td> <td>34.25</td> <td>34.83</td> <td>10.94</td> <td>32.03</td> <td>100</td> <td>299</td> <td>AVERAGE</td> </tr> </tbody> </table>	Limit	Margin	Read	Ant	Cable	Preamp	APos	TPos	Remark	Freq	Level	Line	(dB)	Level	Factor	Loss	Factor		MHz	dBuV/m	dBuV/m	dB	dBuV	dB/m	dB	dB	cm	deg	1	5350.44	47.99	54.00	-6.01	34.25	34.83	10.94	32.03	100	299	AVERAGE	Blank
Limit	Margin	Read	Ant	Cable	Preamp	APos	TPos	Remark																																		
Freq	Level	Line	(dB)	Level	Factor	Loss	Factor																																			
MHz	dBuV/m	dBuV/m	dB	dBuV	dB/m	dB	dB	cm	deg																																	
1	5350.44	47.99	54.00	-6.01	34.25	34.83	10.94	32.03	100	299	AVERAGE																															



Mode	26																																																																																	
	Band Edge - L																																																																																	
	U-NII-2A_5.25-5.35_802.11ax HE80_CH58_Full RU_5290MHz																																																																																	
ANT	8+6																																																																																	
Pol.	Vertical	Fundamental																																																																																
Peak	 <p>Date: 2023-12-07</p> <table border="1"> <thead> <tr> <th>Limit</th> <th>Margin</th> <th>Read</th> <th>Ant</th> <th>Cable</th> <th>Preamp</th> <th>APos</th> <th>TPos</th> <th>Remark</th> </tr> <tr> <th>Freq</th> <th>Level</th> <th>Line</th> <th>(dB)</th> <th>Level</th> <th>Factor</th> <th>Loss</th> <th>Factor</th> <th></th> </tr> <tr> <th>MHz</th> <th>dBuV/m</th> <th>dBuV/m</th> <th>dB</th> <th>dBuV</th> <th>dB/m</th> <th>dB</th> <th>dB</th> <th>cm</th> <th>deg</th> </tr> </thead> <tbody> <tr> <td>1</td> <td>5044.52</td> <td>53.39</td> <td>74.00</td> <td>-20.61</td> <td>39.01</td> <td>34.89</td> <td>11.14</td> <td>31.65</td> <td>330</td> <td>280</td> <td>PEAK</td> </tr> </tbody> </table>	Limit	Margin	Read	Ant	Cable	Preamp	APos	TPos	Remark	Freq	Level	Line	(dB)	Level	Factor	Loss	Factor		MHz	dBuV/m	dBuV/m	dB	dBuV	dB/m	dB	dB	cm	deg	1	5044.52	53.39	74.00	-20.61	39.01	34.89	11.14	31.65	330	280	PEAK	 <p>Date: 2023-12-07</p> <table border="1"> <thead> <tr> <th>Limit</th> <th>Margin</th> <th>Read</th> <th>Ant</th> <th>Cable</th> <th>Preamp</th> <th>APos</th> <th>TPos</th> <th>Remark</th> </tr> <tr> <th>Freq</th> <th>Level</th> <th>Line</th> <th>(dB)</th> <th>Level</th> <th>Factor</th> <th>Loss</th> <th>Factor</th> <th></th> </tr> <tr> <th>MHz</th> <th>dBuV/m</th> <th>dBuV/m</th> <th>dB</th> <th>dBuV</th> <th>dB/m</th> <th>dB</th> <th>dB</th> <th>cm</th> <th>deg</th> </tr> </thead> <tbody> <tr> <td>1</td> <td>5290.00</td> <td>92.57</td> <td>-----</td> <td>-----</td> <td>78.77</td> <td>34.84</td> <td>10.96</td> <td>32.00</td> <td>330</td> <td>280</td> <td>PEAK</td> </tr> </tbody> </table>	Limit	Margin	Read	Ant	Cable	Preamp	APos	TPos	Remark	Freq	Level	Line	(dB)	Level	Factor	Loss	Factor		MHz	dBuV/m	dBuV/m	dB	dBuV	dB/m	dB	dB	cm	deg	1	5290.00	92.57	-----	-----	78.77	34.84	10.96	32.00	330	280	PEAK
	Limit	Margin	Read	Ant	Cable	Preamp	APos	TPos	Remark																																																																									
Freq	Level	Line	(dB)	Level	Factor	Loss	Factor																																																																											
MHz	dBuV/m	dBuV/m	dB	dBuV	dB/m	dB	dB	cm	deg																																																																									
1	5044.52	53.39	74.00	-20.61	39.01	34.89	11.14	31.65	330	280	PEAK																																																																							
Limit	Margin	Read	Ant	Cable	Preamp	APos	TPos	Remark																																																																										
Freq	Level	Line	(dB)	Level	Factor	Loss	Factor																																																																											
MHz	dBuV/m	dBuV/m	dB	dBuV	dB/m	dB	dB	cm	deg																																																																									
1	5290.00	92.57	-----	-----	78.77	34.84	10.96	32.00	330	280	PEAK																																																																							
Avg	 <p>Date: 2023-12-07</p> <table border="1"> <thead> <tr> <th>Limit</th> <th>Margin</th> <th>Read</th> <th>Ant</th> <th>Cable</th> <th>Preamp</th> <th>APos</th> <th>TPos</th> <th>Remark</th> </tr> <tr> <th>Freq</th> <th>Level</th> <th>Line</th> <th>(dB)</th> <th>Level</th> <th>Factor</th> <th>Loss</th> <th>Factor</th> <th></th> </tr> <tr> <th>MHz</th> <th>dBuV/m</th> <th>dBuV/m</th> <th>dB</th> <th>dBuV</th> <th>dB/m</th> <th>dB</th> <th>dB</th> <th>cm</th> <th>deg</th> </tr> </thead> <tbody> <tr> <td>1</td> <td>5049.18</td> <td>45.55</td> <td>54.00</td> <td>-8.45</td> <td>31.18</td> <td>34.89</td> <td>11.14</td> <td>31.66</td> <td>330</td> <td>280</td> <td>AVERAGE</td> </tr> </tbody> </table>	Limit	Margin	Read	Ant	Cable	Preamp	APos	TPos	Remark	Freq	Level	Line	(dB)	Level	Factor	Loss	Factor		MHz	dBuV/m	dBuV/m	dB	dBuV	dB/m	dB	dB	cm	deg	1	5049.18	45.55	54.00	-8.45	31.18	34.89	11.14	31.66	330	280	AVERAGE	 <p>Date: 2023-12-07</p> <table border="1"> <thead> <tr> <th>Limit</th> <th>Margin</th> <th>Read</th> <th>Ant</th> <th>Cable</th> <th>Preamp</th> <th>APos</th> <th>TPos</th> <th>Remark</th> </tr> <tr> <th>Freq</th> <th>Level</th> <th>Line</th> <th>(dB)</th> <th>Level</th> <th>Factor</th> <th>Loss</th> <th>Factor</th> <th></th> </tr> <tr> <th>MHz</th> <th>dBuV/m</th> <th>dBuV/m</th> <th>dB</th> <th>dBuV</th> <th>dB/m</th> <th>dB</th> <th>dB</th> <th>cm</th> <th>deg</th> </tr> </thead> <tbody> <tr> <td>1</td> <td>5290.00</td> <td>86.10</td> <td>-----</td> <td>-----</td> <td>72.27</td> <td>34.84</td> <td>10.97</td> <td>31.98</td> <td>330</td> <td>280</td> <td>AVERAGE</td> </tr> </tbody> </table>	Limit	Margin	Read	Ant	Cable	Preamp	APos	TPos	Remark	Freq	Level	Line	(dB)	Level	Factor	Loss	Factor		MHz	dBuV/m	dBuV/m	dB	dBuV	dB/m	dB	dB	cm	deg	1	5290.00	86.10	-----	-----	72.27	34.84	10.97	31.98	330	280	AVERAGE
Limit	Margin	Read	Ant	Cable	Preamp	APos	TPos	Remark																																																																										
Freq	Level	Line	(dB)	Level	Factor	Loss	Factor																																																																											
MHz	dBuV/m	dBuV/m	dB	dBuV	dB/m	dB	dB	cm	deg																																																																									
1	5049.18	45.55	54.00	-8.45	31.18	34.89	11.14	31.66	330	280	AVERAGE																																																																							
Limit	Margin	Read	Ant	Cable	Preamp	APos	TPos	Remark																																																																										
Freq	Level	Line	(dB)	Level	Factor	Loss	Factor																																																																											
MHz	dBuV/m	dBuV/m	dB	dBuV	dB/m	dB	dB	cm	deg																																																																									
1	5290.00	86.10	-----	-----	72.27	34.84	10.97	31.98	330	280	AVERAGE																																																																							



Mode	26																																									
	Band Edge - R																																									
	U-NII-2A_5.25-5.35_802.11ax HE80_CH58_Full RU_5290MHz																																									
ANT	8+6																																									
Pol.	Vertical	Fundamental																																								
Peak	<p>Date: 2023-12-07</p> <table border="1"> <thead> <tr> <th>Limit</th> <th>Margin</th> <th>Read</th> <th>Ant</th> <th>Cable</th> <th>Preamp</th> <th>APos</th> <th>TPos</th> <th>Remark</th> </tr> <tr> <th>Freq</th> <th>Level</th> <th>Line</th> <th>(dB)</th> <th>Level</th> <th>Factor</th> <th>Loss</th> <th>Factor</th> <th></th> </tr> <tr> <th>MHz</th> <th>dBuV/m</th> <th>dBuV/m</th> <th>dB</th> <th>dBuV</th> <th>dB/m</th> <th>dB</th> <th>dB</th> <th>cm</th> <th>deg</th> </tr> </thead> <tbody> <tr> <td>1</td> <td>5353.17</td> <td>58.65</td> <td>74.00</td> <td>-15.35</td> <td>44.91</td> <td>34.83</td> <td>10.94</td> <td>32.03</td> <td>330</td> <td>280</td> <td>PEAK</td> </tr> </tbody> </table>	Limit	Margin	Read	Ant	Cable	Preamp	APos	TPos	Remark	Freq	Level	Line	(dB)	Level	Factor	Loss	Factor		MHz	dBuV/m	dBuV/m	dB	dBuV	dB/m	dB	dB	cm	deg	1	5353.17	58.65	74.00	-15.35	44.91	34.83	10.94	32.03	330	280	PEAK	Blank
Limit	Margin	Read	Ant	Cable	Preamp	APos	TPos	Remark																																		
Freq	Level	Line	(dB)	Level	Factor	Loss	Factor																																			
MHz	dBuV/m	dBuV/m	dB	dBuV	dB/m	dB	dB	cm	deg																																	
1	5353.17	58.65	74.00	-15.35	44.91	34.83	10.94	32.03	330	280	PEAK																															
Avg	<p>Date: 2023-12-07</p> <table border="1"> <thead> <tr> <th>Limit</th> <th>Margin</th> <th>Read</th> <th>Ant</th> <th>Cable</th> <th>Preamp</th> <th>APos</th> <th>TPos</th> <th>Remark</th> </tr> <tr> <th>Freq</th> <th>Level</th> <th>Line</th> <th>(dB)</th> <th>Level</th> <th>Factor</th> <th>Loss</th> <th>Factor</th> <th></th> </tr> <tr> <th>MHz</th> <th>dBuV/m</th> <th>dBuV/m</th> <th>dB</th> <th>dBuV</th> <th>dB/m</th> <th>dB</th> <th>dB</th> <th>cm</th> <th>deg</th> </tr> </thead> <tbody> <tr> <td>1</td> <td>5352.48</td> <td>48.39</td> <td>54.00</td> <td>-5.61</td> <td>34.65</td> <td>34.83</td> <td>10.94</td> <td>32.03</td> <td>330</td> <td>280</td> <td>AVERAGE</td> </tr> </tbody> </table>	Limit	Margin	Read	Ant	Cable	Preamp	APos	TPos	Remark	Freq	Level	Line	(dB)	Level	Factor	Loss	Factor		MHz	dBuV/m	dBuV/m	dB	dBuV	dB/m	dB	dB	cm	deg	1	5352.48	48.39	54.00	-5.61	34.65	34.83	10.94	32.03	330	280	AVERAGE	Blank
Limit	Margin	Read	Ant	Cable	Preamp	APos	TPos	Remark																																		
Freq	Level	Line	(dB)	Level	Factor	Loss	Factor																																			
MHz	dBuV/m	dBuV/m	dB	dBuV	dB/m	dB	dB	cm	deg																																	
1	5352.48	48.39	54.00	-5.61	34.65	34.83	10.94	32.03	330	280	AVERAGE																															



27																																																																																											
Band Edge - L																																																																																											
U-NII-2C_5.47-5.725_802.11ax HE80_CH106_Full RU_5530MHz																																																																																											
ANT 8+6																																																																																											
Pol.	Horizontal																																																																																										
Peak	<div style="display: flex; justify-content: space-between;"> <div style="width: 48%;"> <table border="1"> <thead> <tr> <th>Limit</th> <th>Margin</th> <th>Read</th> <th>Ant</th> <th>Cable</th> <th>Preamp</th> <th>APos</th> <th>TPos</th> <th>Remark</th> </tr> <tr> <th>Freq</th> <th>Level</th> <th>Line</th> <th>(dB)</th> <th>Level</th> <th>Factor</th> <th>Loss</th> <th>Factor</th> <th></th> </tr> <tr> <th>MHz</th> <th>dBuV/m</th> <th>dBuV/m</th> <th>dBuV</th> <th>dB/m</th> <th>dB</th> <th>dB</th> <th>cm</th> <th>deg</th> </tr> </thead> <tbody> <tr> <td>1</td> <td>5436.31</td> <td>52.81</td> <td>74.00</td> <td>-21.19</td> <td>39.12</td> <td>34.81</td> <td>11.02</td> <td>32.14</td> <td>100</td> <td>298</td> <td>PEAK</td> </tr> <tr> <td>2</td> <td>5460.09</td> <td>52.74</td> <td>68.30</td> <td>-15.56</td> <td>38.98</td> <td>34.81</td> <td>11.12</td> <td>32.17</td> <td>100</td> <td>298</td> <td>PEAK</td> </tr> </tbody> </table> </div> <div style="width: 48%;"> <table border="1"> <thead> <tr> <th>Limit</th> <th>Margin</th> <th>Read</th> <th>Ant</th> <th>Cable</th> <th>Preamp</th> <th>APos</th> <th>TPos</th> <th>Remark</th> </tr> <tr> <th>Freq</th> <th>Level</th> <th>Line</th> <th>(dB)</th> <th>Level</th> <th>Factor</th> <th>Loss</th> <th>Factor</th> <th></th> </tr> <tr> <th>MHz</th> <th>dBuV/m</th> <th>dBuV/m</th> <th>dBuV</th> <th>dB/m</th> <th>dB</th> <th>dB</th> <th>cm</th> <th>deg</th> </tr> </thead> <tbody> <tr> <td>1</td> <td>5530.00</td> <td>94.95</td> <td>-----</td> <td>-----</td> <td>80.86</td> <td>34.86</td> <td>11.47</td> <td>32.24</td> <td>100</td> <td>298</td> <td>PEAK</td> </tr> </tbody> </table> </div> </div>	Limit	Margin	Read	Ant	Cable	Preamp	APos	TPos	Remark	Freq	Level	Line	(dB)	Level	Factor	Loss	Factor		MHz	dBuV/m	dBuV/m	dBuV	dB/m	dB	dB	cm	deg	1	5436.31	52.81	74.00	-21.19	39.12	34.81	11.02	32.14	100	298	PEAK	2	5460.09	52.74	68.30	-15.56	38.98	34.81	11.12	32.17	100	298	PEAK	Limit	Margin	Read	Ant	Cable	Preamp	APos	TPos	Remark	Freq	Level	Line	(dB)	Level	Factor	Loss	Factor		MHz	dBuV/m	dBuV/m	dBuV	dB/m	dB	dB	cm	deg	1	5530.00	94.95	-----	-----	80.86	34.86	11.47	32.24	100	298	PEAK
Limit	Margin	Read	Ant	Cable	Preamp	APos	TPos	Remark																																																																																			
Freq	Level	Line	(dB)	Level	Factor	Loss	Factor																																																																																				
MHz	dBuV/m	dBuV/m	dBuV	dB/m	dB	dB	cm	deg																																																																																			
1	5436.31	52.81	74.00	-21.19	39.12	34.81	11.02	32.14	100	298	PEAK																																																																																
2	5460.09	52.74	68.30	-15.56	38.98	34.81	11.12	32.17	100	298	PEAK																																																																																
Limit	Margin	Read	Ant	Cable	Preamp	APos	TPos	Remark																																																																																			
Freq	Level	Line	(dB)	Level	Factor	Loss	Factor																																																																																				
MHz	dBuV/m	dBuV/m	dBuV	dB/m	dB	dB	cm	deg																																																																																			
1	5530.00	94.95	-----	-----	80.86	34.86	11.47	32.24	100	298	PEAK																																																																																
Avg	<div style="display: flex; justify-content: space-between;"> <div style="width: 48%;"> <table border="1"> <thead> <tr> <th>Limit</th> <th>Margin</th> <th>Read</th> <th>Ant</th> <th>Cable</th> <th>Preamp</th> <th>APos</th> <th>TPos</th> <th>Remark</th> </tr> <tr> <th>Freq</th> <th>Level</th> <th>Line</th> <th>(dB)</th> <th>Level</th> <th>Factor</th> <th>Loss</th> <th>Factor</th> <th></th> </tr> <tr> <th>MHz</th> <th>dBuV/m</th> <th>dBuV/m</th> <th>dBuV</th> <th>dB/m</th> <th>dB</th> <th>dB</th> <th>cm</th> <th>deg</th> </tr> </thead> <tbody> <tr> <td>1</td> <td>5440.63</td> <td>45.32</td> <td>54.00</td> <td>-8.68</td> <td>31.61</td> <td>34.81</td> <td>11.04</td> <td>32.14</td> <td>100</td> <td>298</td> <td>AVERAGE</td> </tr> </tbody> </table> </div> <div style="width: 48%;"> <table border="1"> <thead> <tr> <th>Limit</th> <th>Margin</th> <th>Read</th> <th>Ant</th> <th>Cable</th> <th>Preamp</th> <th>APos</th> <th>TPos</th> <th>Remark</th> </tr> <tr> <th>Freq</th> <th>Level</th> <th>Line</th> <th>(dB)</th> <th>Level</th> <th>Factor</th> <th>Loss</th> <th>Factor</th> <th></th> </tr> <tr> <th>MHz</th> <th>dBuV/m</th> <th>dBuV/m</th> <th>dBuV</th> <th>dB/m</th> <th>dB</th> <th>dB</th> <th>cm</th> <th>deg</th> </tr> </thead> <tbody> <tr> <td>1</td> <td>5530.00</td> <td>87.29</td> <td>-----</td> <td>-----</td> <td>73.28</td> <td>34.84</td> <td>11.40</td> <td>32.23</td> <td>100</td> <td>298</td> <td>AVERAGE</td> </tr> </tbody> </table> </div> </div>	Limit	Margin	Read	Ant	Cable	Preamp	APos	TPos	Remark	Freq	Level	Line	(dB)	Level	Factor	Loss	Factor		MHz	dBuV/m	dBuV/m	dBuV	dB/m	dB	dB	cm	deg	1	5440.63	45.32	54.00	-8.68	31.61	34.81	11.04	32.14	100	298	AVERAGE	Limit	Margin	Read	Ant	Cable	Preamp	APos	TPos	Remark	Freq	Level	Line	(dB)	Level	Factor	Loss	Factor		MHz	dBuV/m	dBuV/m	dBuV	dB/m	dB	dB	cm	deg	1	5530.00	87.29	-----	-----	73.28	34.84	11.40	32.23	100	298	AVERAGE												
Limit	Margin	Read	Ant	Cable	Preamp	APos	TPos	Remark																																																																																			
Freq	Level	Line	(dB)	Level	Factor	Loss	Factor																																																																																				
MHz	dBuV/m	dBuV/m	dBuV	dB/m	dB	dB	cm	deg																																																																																			
1	5440.63	45.32	54.00	-8.68	31.61	34.81	11.04	32.14	100	298	AVERAGE																																																																																
Limit	Margin	Read	Ant	Cable	Preamp	APos	TPos	Remark																																																																																			
Freq	Level	Line	(dB)	Level	Factor	Loss	Factor																																																																																				
MHz	dBuV/m	dBuV/m	dBuV	dB/m	dB	dB	cm	deg																																																																																			
1	5530.00	87.29	-----	-----	73.28	34.84	11.40	32.23	100	298	AVERAGE																																																																																



Mode	27																																								
	Band Edge - R																																								
	U-NII-2C_5.47-5.725_802.11ax HE80_CH106_Full RU_5530MHz																																								
ANT	8+6																																								
Pol.	Horizontal	Fundamental																																							
Peak	<p>Date: 2023-12-07</p> <table border="1"> <thead> <tr> <th>Limit</th> <th>Margin</th> <th>Read</th> <th>Ant</th> <th>Cable</th> <th>Preamp</th> <th>APos</th> <th>TPos</th> <th>Remark</th> </tr> <tr> <th>Freq</th> <th>Level</th> <th>Line</th> <th>(dB)</th> <th>Level</th> <th>Factor</th> <th>Loss</th> <th>Factor</th> <th></th> </tr> <tr> <th>MHz</th> <th>dBuV/m</th> <th>dBuV/m</th> <th>dBuV</th> <th>dB/m</th> <th>dB</th> <th>dB</th> <th>cm</th> <th>deg</th> </tr> </thead> <tbody> <tr> <td>1</td> <td>5744.91</td> <td>52.51</td> <td>68.30</td> <td>-15.79</td> <td>38.13</td> <td>35.14</td> <td>11.64</td> <td>32.40</td> <td>100</td> <td>298</td> <td>PEAK</td> </tr> </tbody> </table>	Limit	Margin	Read	Ant	Cable	Preamp	APos	TPos	Remark	Freq	Level	Line	(dB)	Level	Factor	Loss	Factor		MHz	dBuV/m	dBuV/m	dBuV	dB/m	dB	dB	cm	deg	1	5744.91	52.51	68.30	-15.79	38.13	35.14	11.64	32.40	100	298	PEAK	Blank
Limit	Margin	Read	Ant	Cable	Preamp	APos	TPos	Remark																																	
Freq	Level	Line	(dB)	Level	Factor	Loss	Factor																																		
MHz	dBuV/m	dBuV/m	dBuV	dB/m	dB	dB	cm	deg																																	
1	5744.91	52.51	68.30	-15.79	38.13	35.14	11.64	32.40	100	298	PEAK																														