

**System Performance Check Data(Head)**

Type: Phone measurement (Complete)

Area scan resolution: dx=8mm,dy=8mm

Zoom scan resolution: dx=8mm, dy=8mm, dz=5mm

Date of measurement: 2014.5.6

Measurement duration: 13 minutes 30 seconds

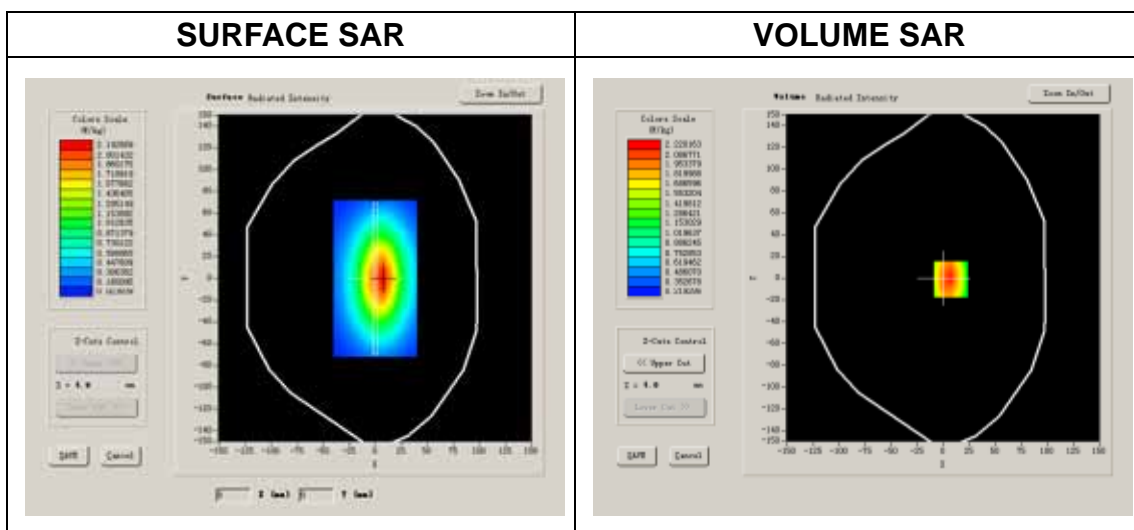
**A. Experimental conditions.**

<b>Phantom File</b>	surf_sam_plan.txt
<b>Phantom</b>	Flat Plane
<b>Device Position</b>	
<b>Band</b>	835MHz
<b>Channels</b>	
<b>Signal</b>	CW

**B. SAR Measurement Results.**

Band SAR

<b>Frequency (MHz)</b>	835.000000
<b>Relative permittivity (real part)</b>	41.083715
<b>Conductivity (S/m)</b>	0.914381
<b>Power drift (%)</b>	2.110000
<b>Ambient Temperature:</b>	22.9°C
<b>Liquid Temperature:</b>	22.1°C
<b>ConvF:</b>	6.73
<b>Crest factor:</b>	1:1

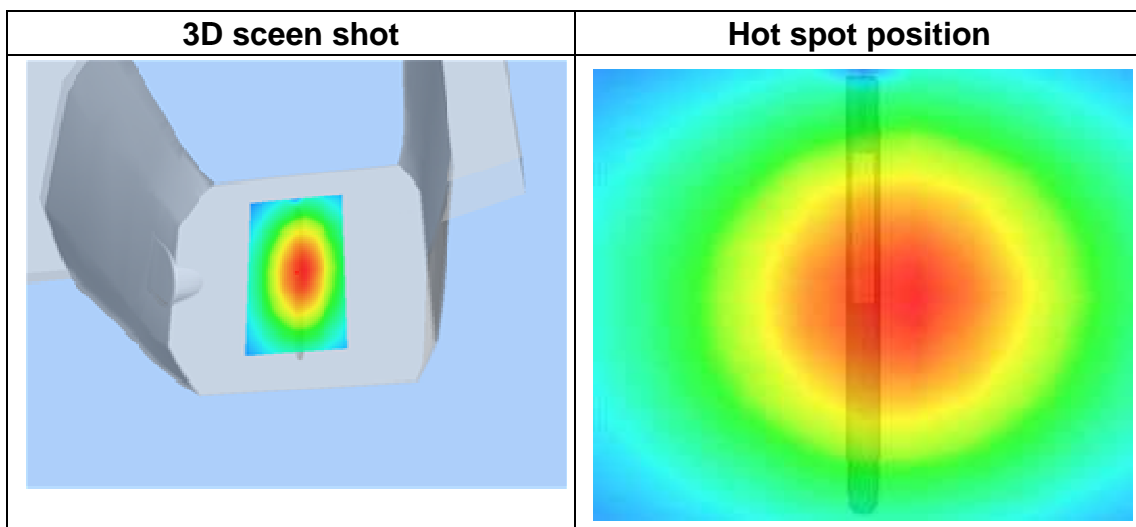
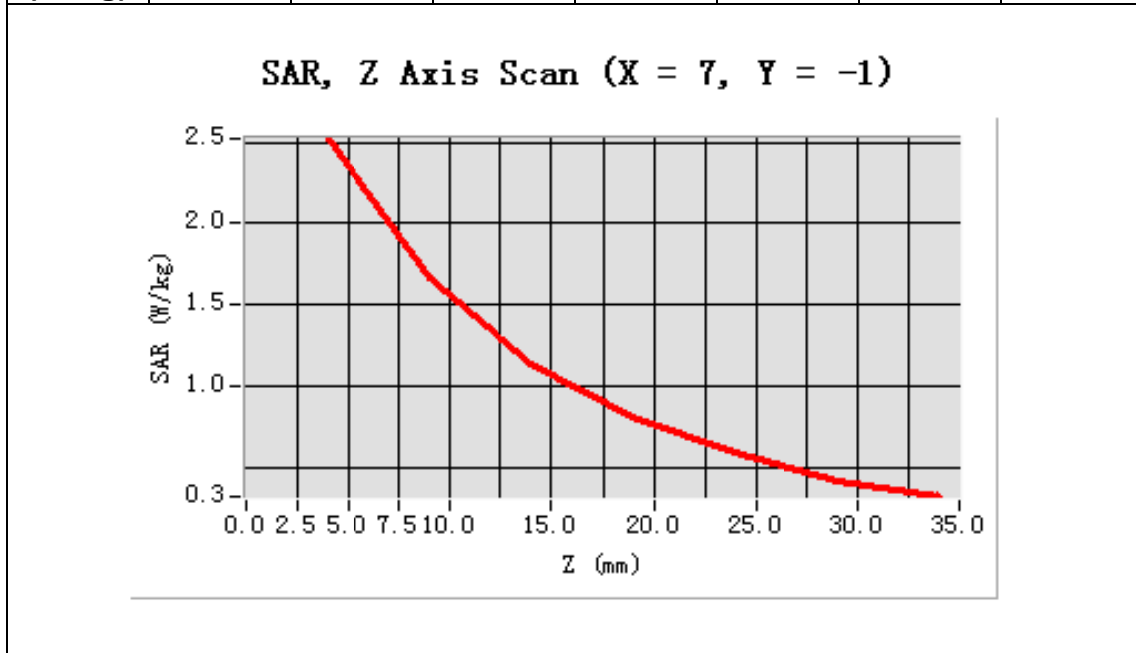


Maximum location: X=7.00, Y=-1.00

SAR 10g (W/Kg)	1.537154
SAR 1g (W/Kg)	2.413052

**Z Axis Scan**

Z (mm)	0.00	4.00	9.00	14.00	19.00	24.00	29.00
SAR (W/Kg)	0.0000	2.5209	1.6629	1.1437	0.8075	0.5889	0.4143



**System Performance Check Data(Body)**

Type: Phone measurement (Complete)

Area scan resolution: dx=8mm,dy=8mm

Zoom scan resolution: dx=8mm, dy=8mm, dz=5mm

Date of measurement: 2014.5.6

Measurement duration: 13 minutes 30 seconds

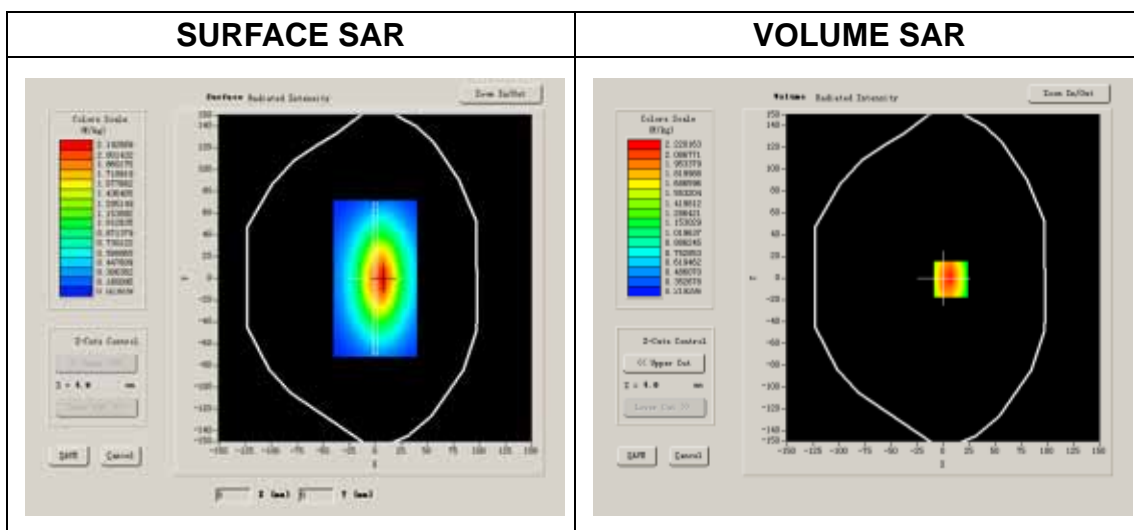
**A. Experimental conditions.**

<b>Phantom File</b>	surf_sam_plan.txt
<b>Phantom</b>	Flat Plane
<b>Device Position</b>	
<b>Band</b>	835MHz
<b>Channels</b>	
<b>Signal</b>	CW

**B. SAR Measurement Results**

Band SAR

<b>Frequency (MHz)</b>	835.000000
<b>Relative permittivity (real part)</b>	55.431852
<b>Conductivity (S/m)</b>	0.953726
<b>Power drift (%)</b>	-1.060000
<b>Ambient Temperature:</b>	22.9°C
<b>Liquid Temperature:</b>	22.1°C
<b>ConvF:</b>	6.99
<b>Crest factor:</b>	1:1

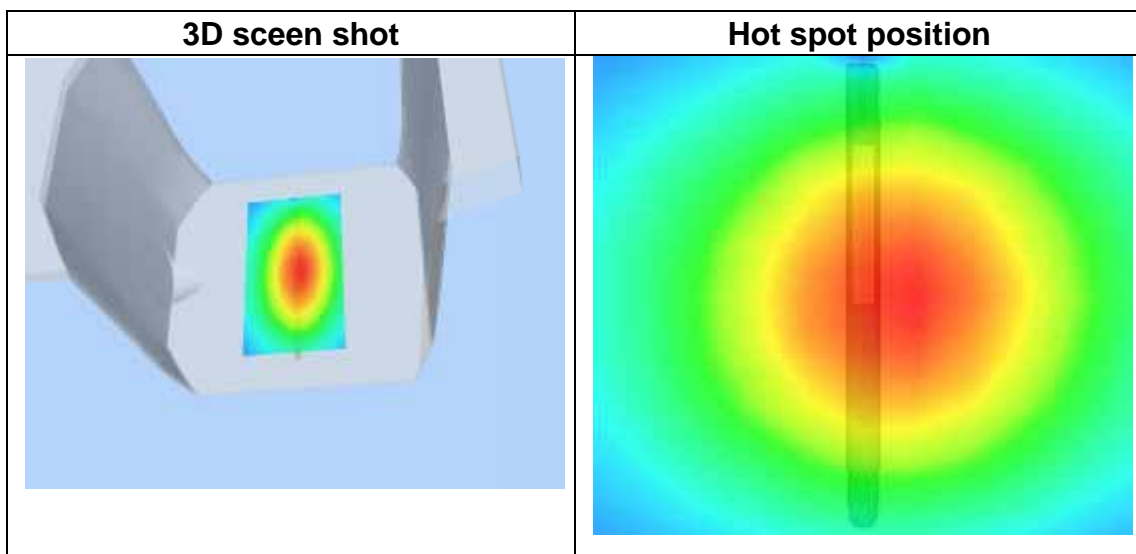
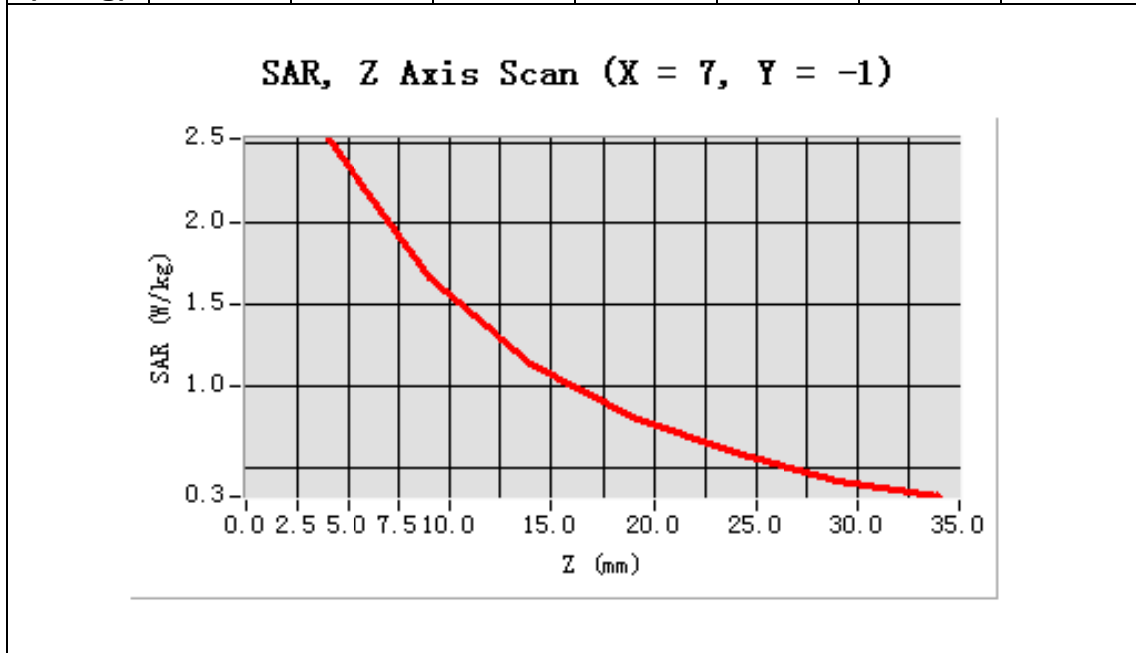


Maximum location: X=7.00, Y=-1.00

SAR 10g (W/Kg)	1.518246
SAR 1g (W/Kg)	2.456271

**Z Axis Scan**

Z (mm)	0.00	4.00	9.00	14.00	19.00	24.00	29.00
SAR (W/Kg)	0.0000	2.5813	1.6571	1.1510	0.8106	0.5875	0.4216



### System Performance Check Data(Head)

Type: Phone measurement (Complete)

Area scan resolution: dx=8mm,dy=8mm

Zoom scan resolution: dx=8mm, dy=8mm, dz=5mm

Date of measurement: 2014.5.8

Measurement duration: 13 minutes 28 seconds

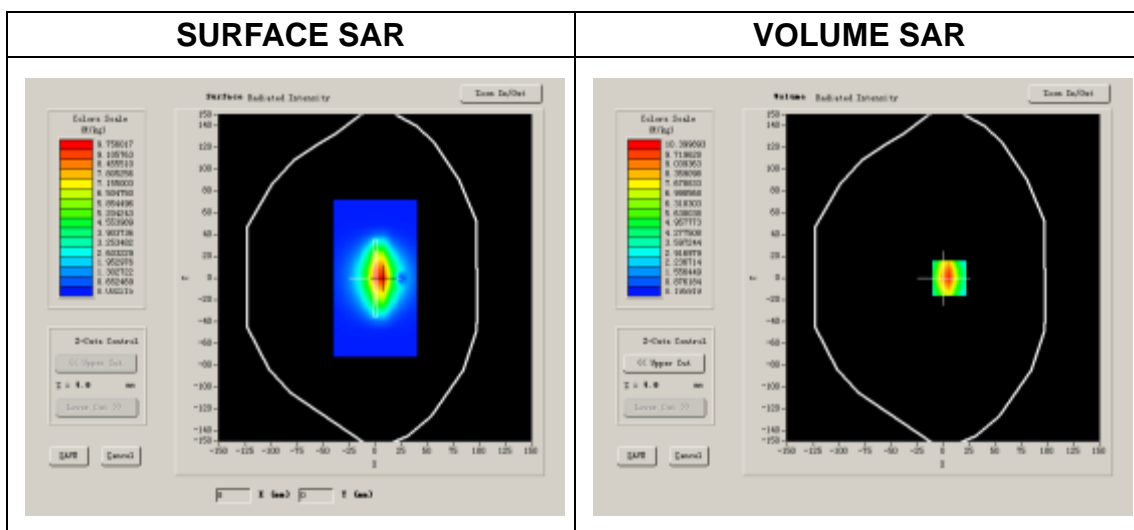
#### A. Experimental conditions.

<b>Phantom File</b>	surf_sam_plan.txt
<b>Phantom</b>	Flat Plane
<b>Device Position</b>	
<b>Band</b>	1900MHz
<b>Channels</b>	
<b>Signal</b>	CW

#### B. SAR Measurement Results

##### Band SAR

<b>Frequency (MHz)</b>	1900.000000
<b>Relative permittivity (real part)</b>	40.114286
<b>Conductivity (S/m)</b>	1.408273
<b>Power drift (%)</b>	-0.670000
<b>Ambient Temperature:</b>	22.9°C
<b>Liquid Temperature:</b>	22.1°C
<b>ConvF:</b>	6.00
<b>Crest factor:</b>	1:1

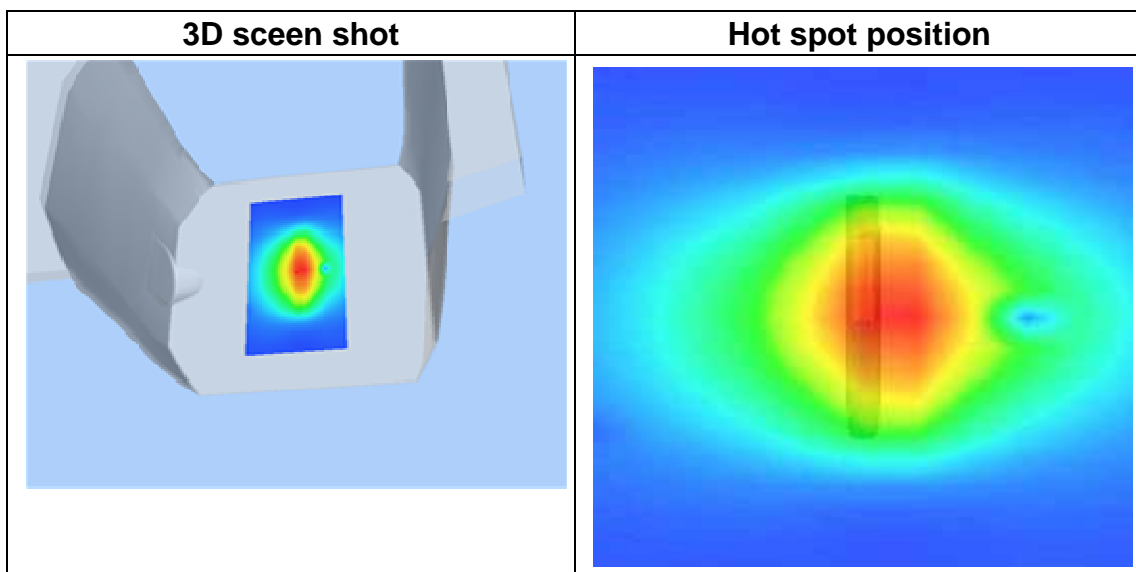
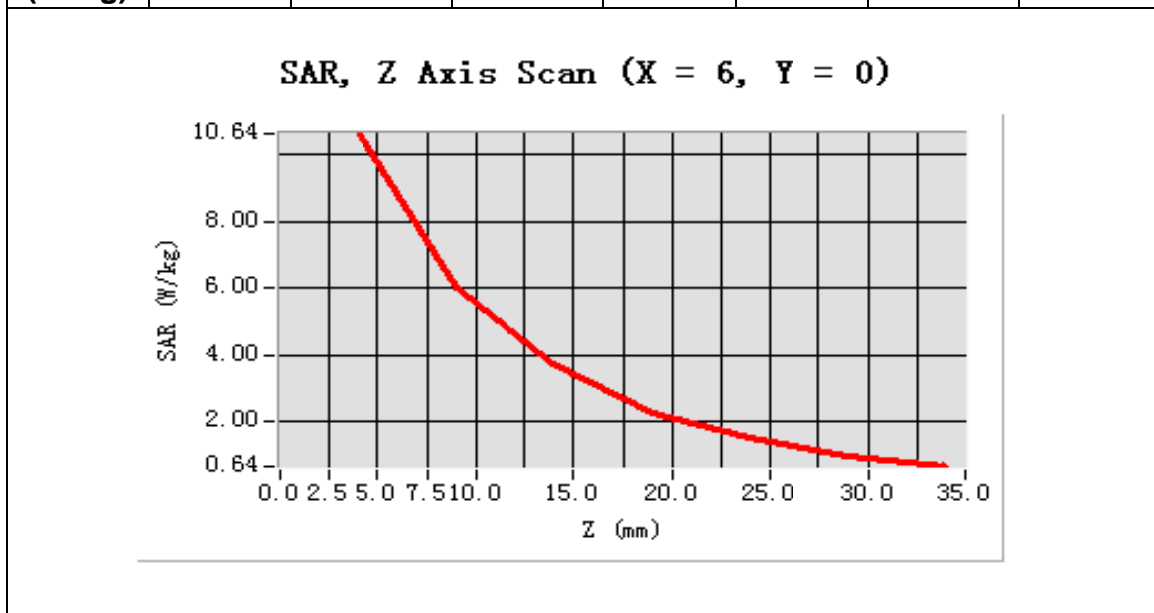


Maximum location: X=6.00, Y=0.00

SAR 10g (W/Kg)	6.302761
SAR 1g (W/Kg)	9.747283

**Z Axis Scan**

Z (mm)	0.00	4.00	9.00	14.00	19.00	24.00	29.00
SAR (W/Kg)	0.0000	10.6419	6.0043	3.7297	2.2606	1.5119	0.9792



**System Performance Check Data(Body)**

Type: Phone measurement (Complete)

Area scan resolution: dx=8mm,dy=8mm

Zoom scan resolution: dx=8mm, dy=8mm, dz=5mm

Date of measurement: 2014.5.8

Measurement duration: 13 minutes 28 seconds

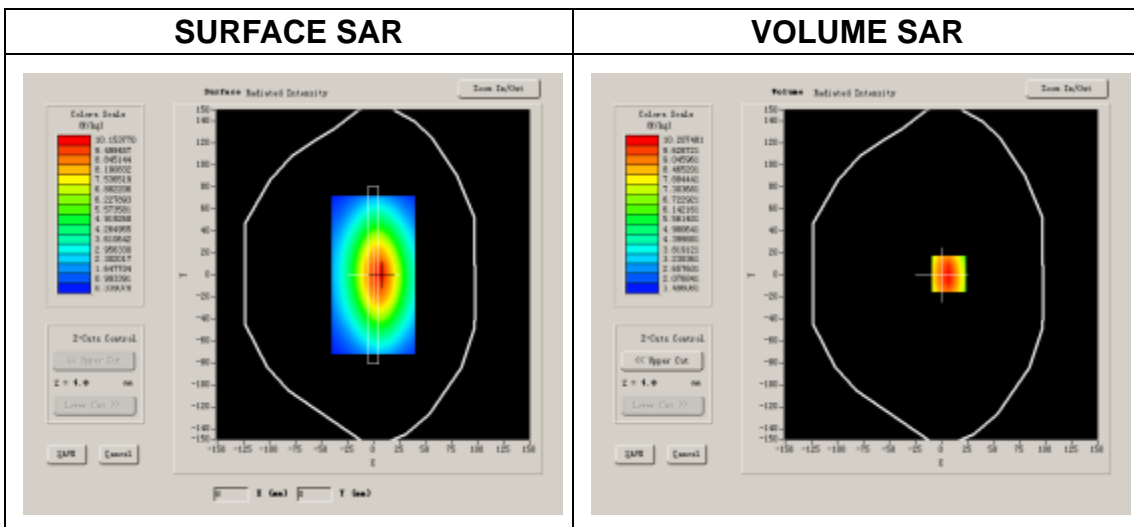
**A. Experimental conditions.**

<b>Phantom File</b>	surf_sam_plan.txt
<b>Phantom</b>	Flat Plane
<b>Device Position</b>	
<b>Band</b>	1900MHz
<b>Channels</b>	
<b>Signal</b>	CW

**B. SAR Measurement Results**

Band SAR

<b>Frequency (MHz)</b>	1900.000000
<b>Relative permittivity (real part)</b>	53.092715
<b>Conductivity (S/m)</b>	1.524086
<b>Power drift (%)</b>	-2.120000
<b>Ambient Temperature:</b>	22.9°C
<b>Liquid Temperature:</b>	22.1°C
<b>ConvF:</b>	6.17
<b>Crest factor:</b>	1:1

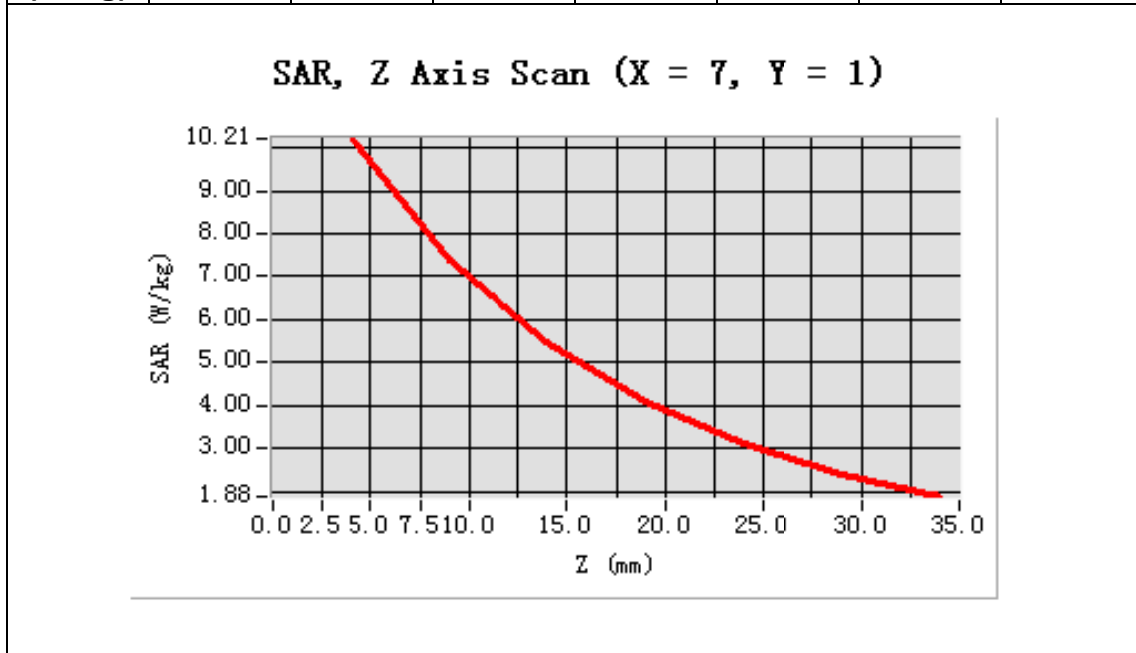


Maximum location: X=7.00, Y=1.00

SAR 10g (W/Kg)	6.428431
SAR 1g (W/Kg)	9.948034

**Z Axis Scan**

Z (mm)	0.00	4.00	9.00	14.00	19.00	24.00	29.00
SAR (W/Kg)	0.0000	10.2075	7.3996	5.4654	4.1101	3.1286	2.4128





**System Performance Check Data(Head)**

Type: Phone measurement (Complete)

Area scan resolution: dx=8mm,dy=8mm

Zoom scan resolution: dx=5mm, dy=5mm, dz=5mm

Date of measurement: 2014.5.9

Measurement duration: 13 minutes 27 seconds

**A. Experimental conditions.**

<b>Phantom File</b>	surf_sam_plan.txt
<b>Phantom</b>	Validation plane
<b>Device Position</b>	
<b>Band</b>	2450MHz
<b>Channels</b>	
<b>Signal</b>	CW

**B. SAR Measurement Results**

Band SAR

<b>Frequency (MHz)</b>	2450.000000
<b>Relative permittivity (real part)</b>	39.307254
<b>Conductivity (S/m)</b>	1.786292
<b>Power Drift (%)</b>	0.520000
<b>Ambient Temperature:</b>	22.9°C
<b>Liquid Temperature:</b>	22.1°C
<b>ConvF:</b>	4.80
<b>Crest factor:</b>	1:1

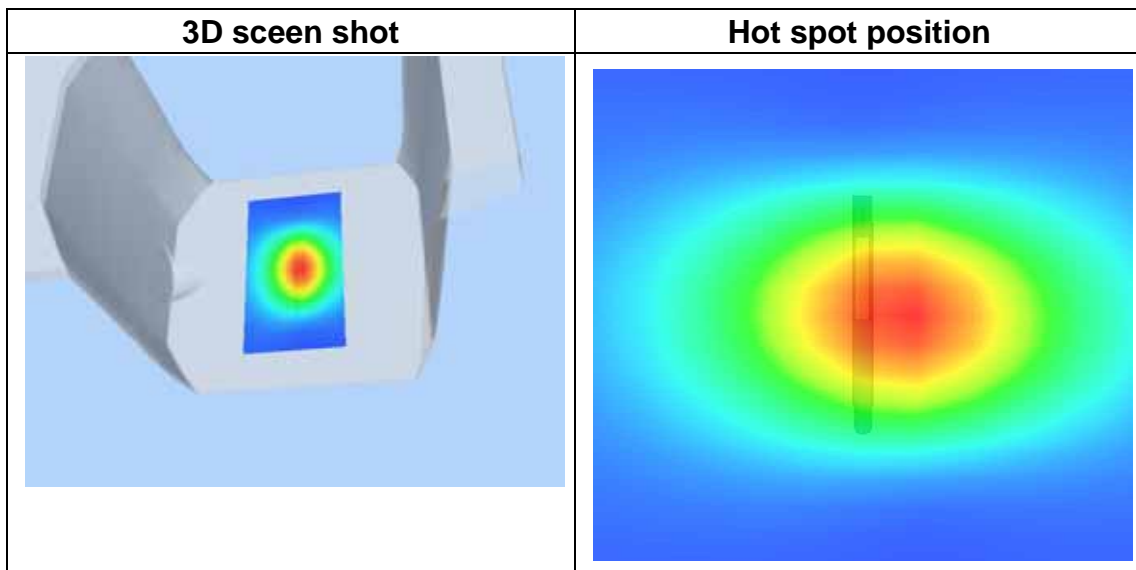
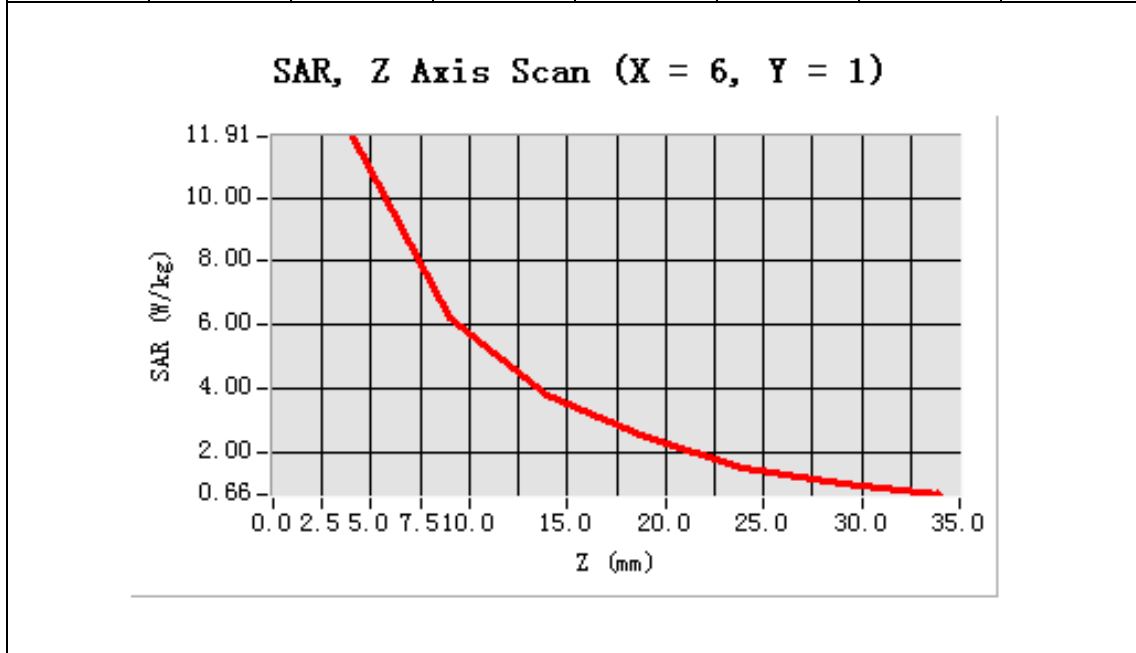


Maximum location: X=6.00, Y=1.00

SAR 10g (W/Kg)	7.680621
SAR 1g (W/Kg)	12.726348

**Z Axis Scan**

Z (mm)	0.00	4.00	9.00	14.00	19.00	24.00	29.00
SAR (W/Kg)	0.0000	11.9115	6.2096	3.8187	2.4504	1.5036	1.0219



**System Performance Check Data(Body)**

Type: Phone measurement (Complete)

Area scan resolution: dx=8mm,dy=8mm

Zoom scan resolution: dx=5mm, dy=5mm, dz=5mm

Date of measurement: 2014.5.9

Measurement duration: 13 minutes 27 seconds

**A. Experimental conditions.**

<b>Phantom File</b>	surf_sam_plan.txt
<b>Phantom</b>	Validation plane
<b>Device Position</b>	
<b>Band</b>	2450MHz
<b>Channels</b>	
<b>Signal</b>	CW

**B. SAR Measurement Results**

Band SAR

<b>Frequency (MHz)</b>	2450.000000
<b>Relative permittivity (real part)</b>	52.421837
<b>Conductivity (S/m)</b>	1.886273
<b>Power Drift (%)</b>	1.030000
<b>Ambient Temperature:</b>	22.9°C
<b>Liquid Temperature:</b>	22.1°C
<b>ConvF:</b>	4.96
<b>Crest factor:</b>	1:1



Maximum location: X=-1.00, Y=-50.00

SAR 10g (W/Kg)	7.267162
SAR 1g (W/Kg)	13.041386

**Z Axis Scan**

Z (mm)	0.00	4.00	9.00	14.00	19.00
SAR (W/Kg)	0.0000	13.1279	6.8312	3.5991	1.3473

