

MEASUREMENT 1

Type: Phone measurement (Complete)

Area scan resolution: dx=8mm,dy=8mm

Zoom scan resolution: dx=8mm, dy=8mm, dz=5mm

Date of measurement: 2014.5.6

Measurement duration: 9 minutes 3 seconds

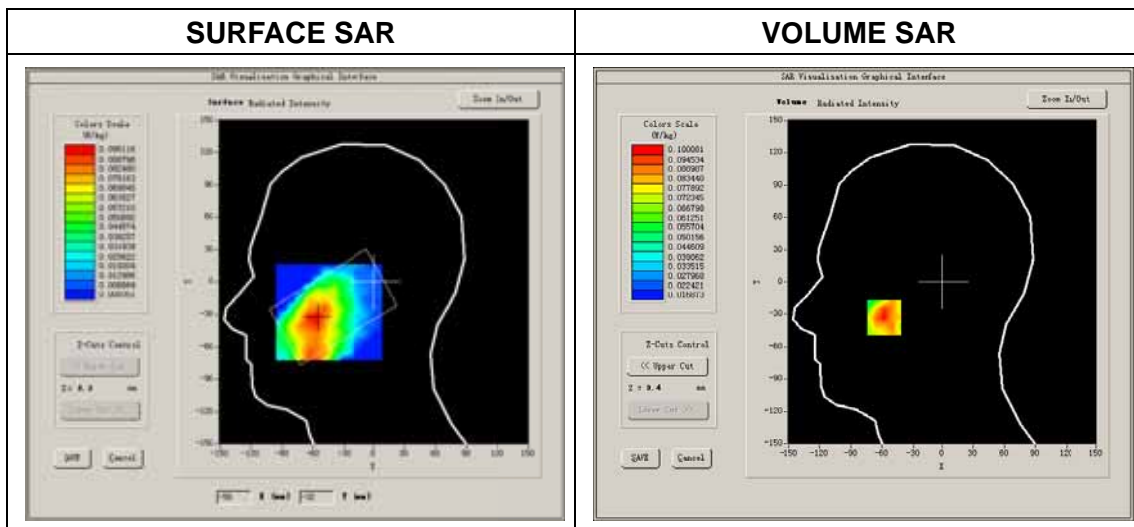
A. Experimental conditions.

Phantom File	sam_direct_droit2_surf8mm.txt
Phantom	Right head
Device Position	Cheek
Band	GSM850
Channels	Low
Signal	GSM

B. SAR Measurement Results

Low Band SAR (Channel 128):

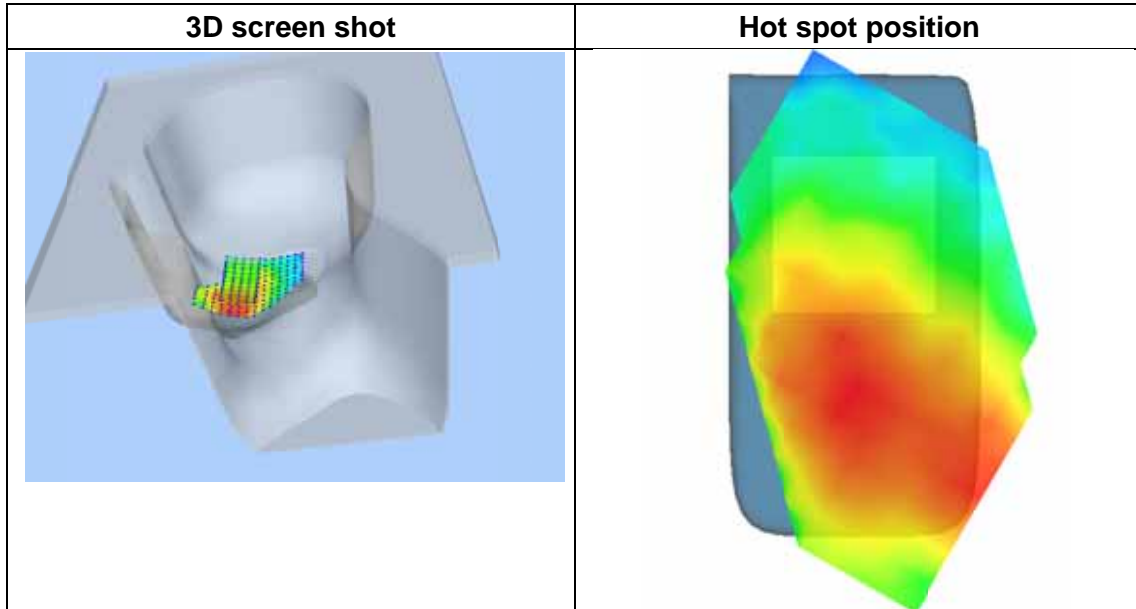
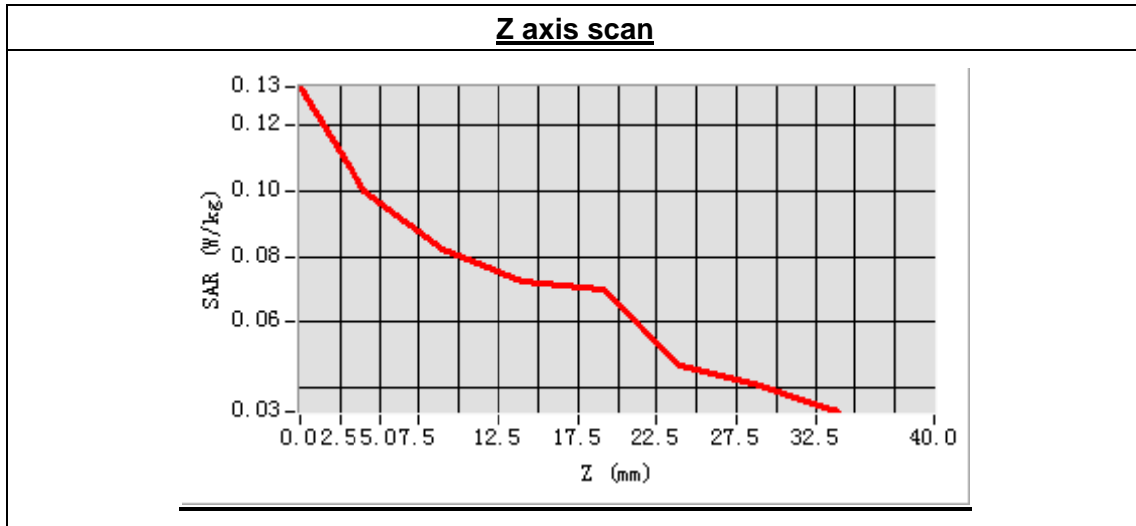
Frequency (MHz)	842.200000
Relative permittivity (real part)	41.083715
Conductivity (S/m)	0.914381
Power drift (%)	-3.280000
Ambient Temperature:	22.3°C
Liquid Temperature:	22.6°C
ConvF:	6.73
Crest factor:	1:8



Maximum location: X=-58.00, Y=-33.00

SAR Peak: 0.13 W/kg

SAR 10g (W/Kg)	0.075005
SAR 1g (W/Kg)	0.098534



MEASUREMENT 2

Type: Phone measurement (Complete)

Area scan resolution: dx=8mm,dy=8mm

Zoom scan resolution: dx=8mm, dy=8mm, dz=5mm

Date of measurement: 2014.5.6

Measurement duration: 8 minutes 18 seconds

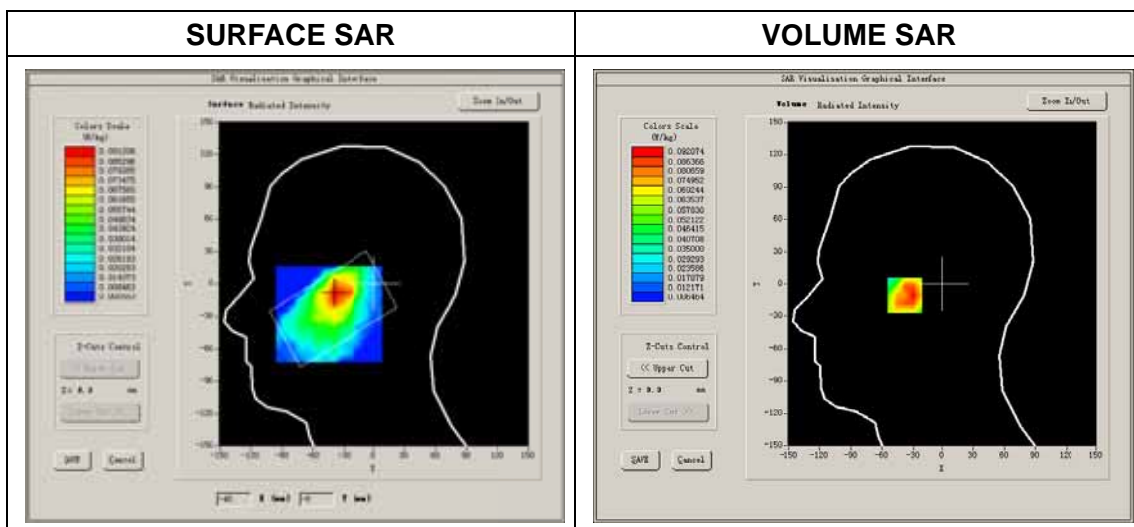
A. Experimental conditions.

Phantom File	sam_direct_droit2_surf8mm.txt
Phantom	Right head
Device Position	Tilt
Band	GSM850
Channels	Low
Signal	GSM

B. SAR Measurement Results

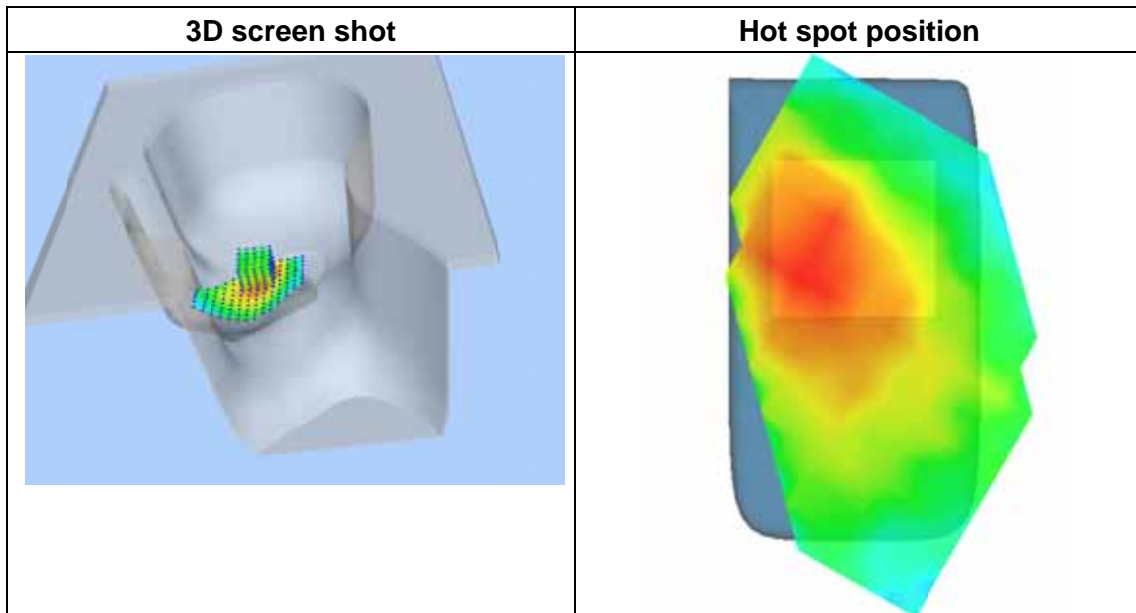
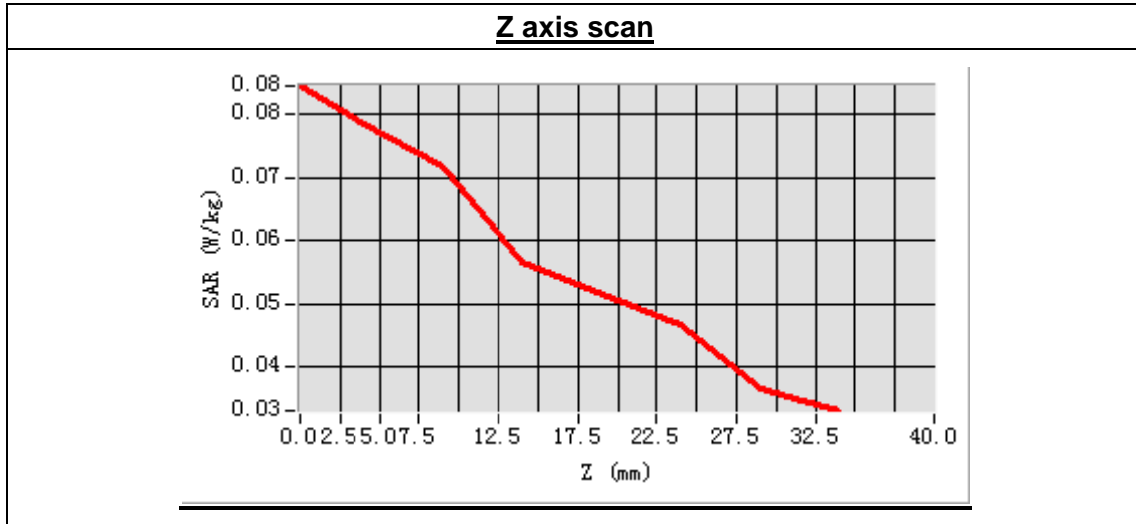
Low Band SAR (Channel 128):

Frequency (MHz)	842.200000
Relative permittivity (real part)	41.083715
Conductivity (S/m)	0.914381
Power drift (%)	-1.510000
Ambient Temperature:	22.5°C
Liquid Temperature:	22.8°C
ConvF:	6.73
Crest factor:	1:8



Maximum location: X=-38.00, Y=-9.00
 SAR Peak: 0.13 W/kg

SAR 10g (W/Kg)	0.063897
SAR 1g (W/Kg)	0.087749



MEASUREMENT 3

Type: Phone measurement (Complete)

Area scan resolution: dx=8mm,dy=8mm

Zoom scan resolution: dx=8mm, dy=8mm, dz=5mm

Date of measurement: 2014.5.6

Measurement duration: 8 minutes 55 seconds

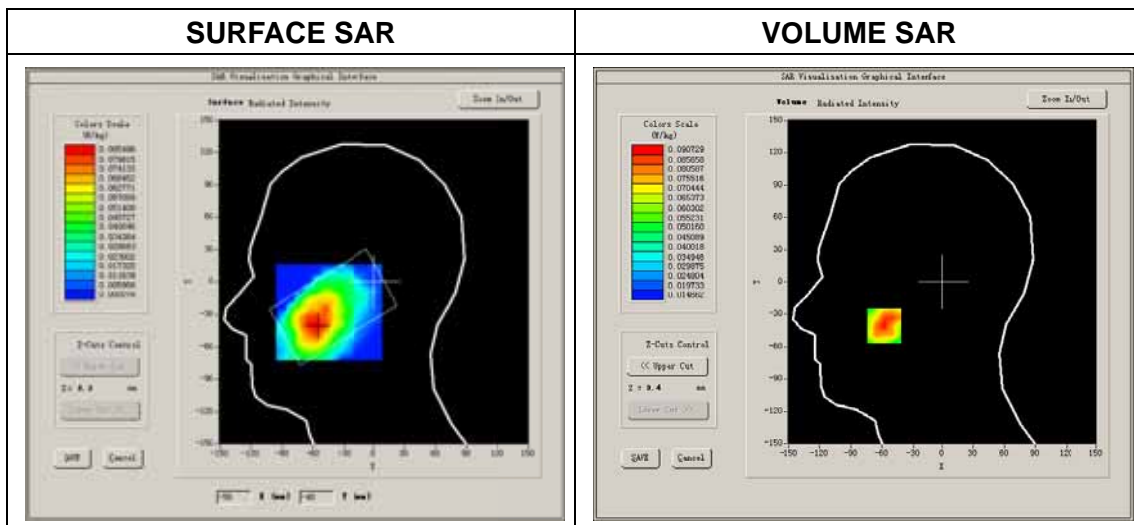
A. Experimental conditions.

Phantom File	sam_direct_droit2_surf8mm.txt
Phantom	Left head
Device Position	Cheek
Band	GSM850
Channels	Low
Signal	GSM

B. SAR Measurement Results

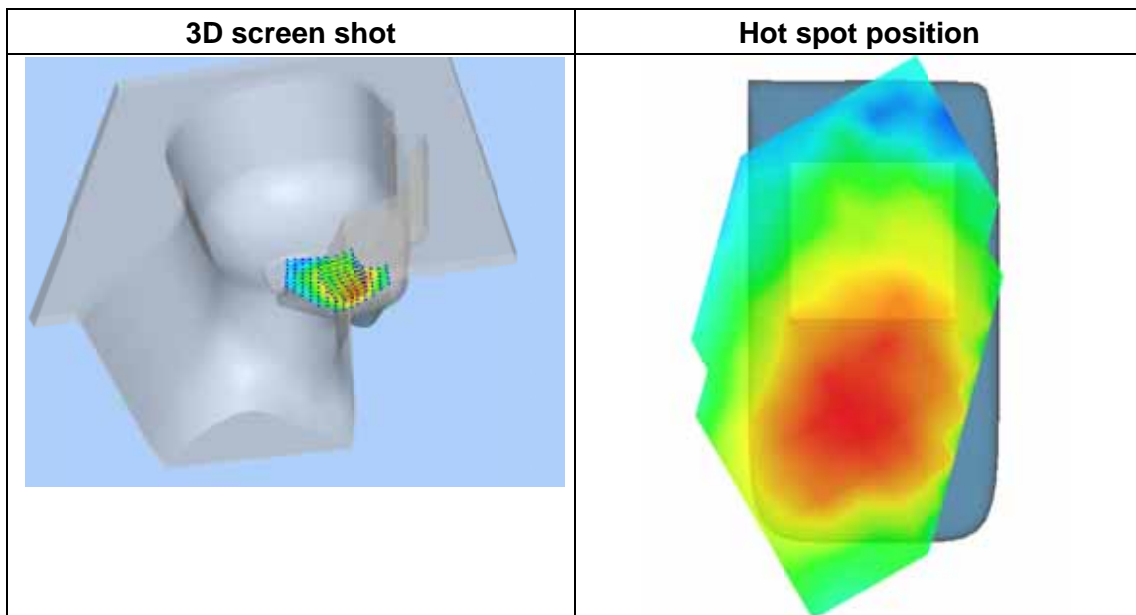
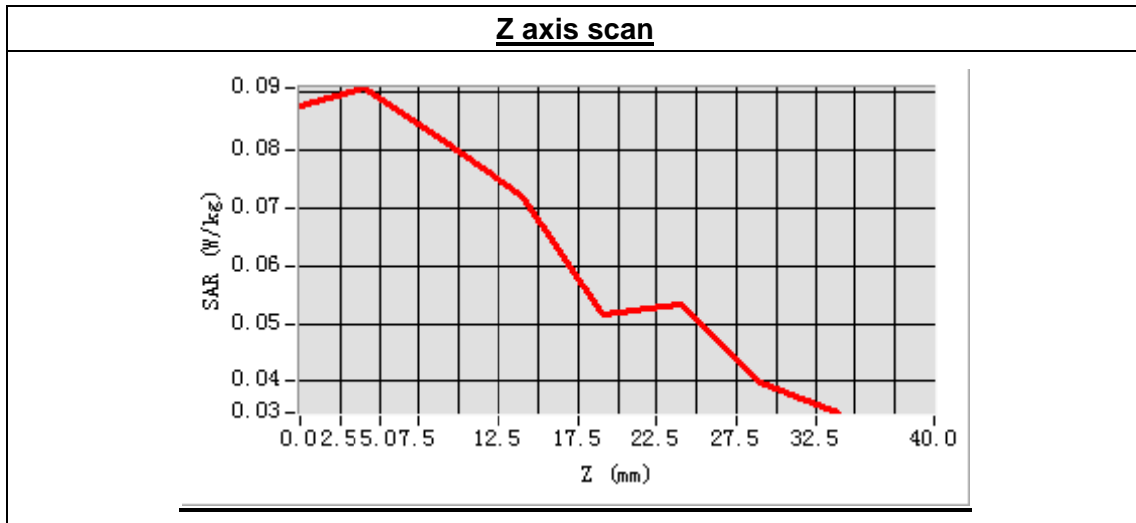
Low Band SAR (Channel 128):

Frequency (MHz)	842.200000
Relative permittivity (real part)	41.083715
Conductivity (S/m)	0.914381
Power drift (%)	-4.970000
Ambient Temperature:	22.5°C
Liquid Temperature:	22.8°C
ConvF:	6.73
Crest factor:	1:8



Maximum location: X=-58.00, Y=-41.00
 SAR Peak: 0.11 W/kg

SAR 10g (W/Kg)	0.067675
SAR 1g (W/Kg)	0.085900



MEASUREMENT 4

Type: Phone measurement (Complete)

Area scan resolution: dx=8mm,dy=8mm

Zoom scan resolution: dx=8mm, dy=8mm, dz=5mm

Date of measurement: 2014.5.6

Measurement duration: 8 minutes 27 seconds

A. Experimental conditions.

Phantom File	sam_direct_droit2_surf8mm.txt
Phantom	Left head
Device Position	Tilt
Band	GSM850
Channels	Low
Signal	GSM

B. SAR Measurement Results

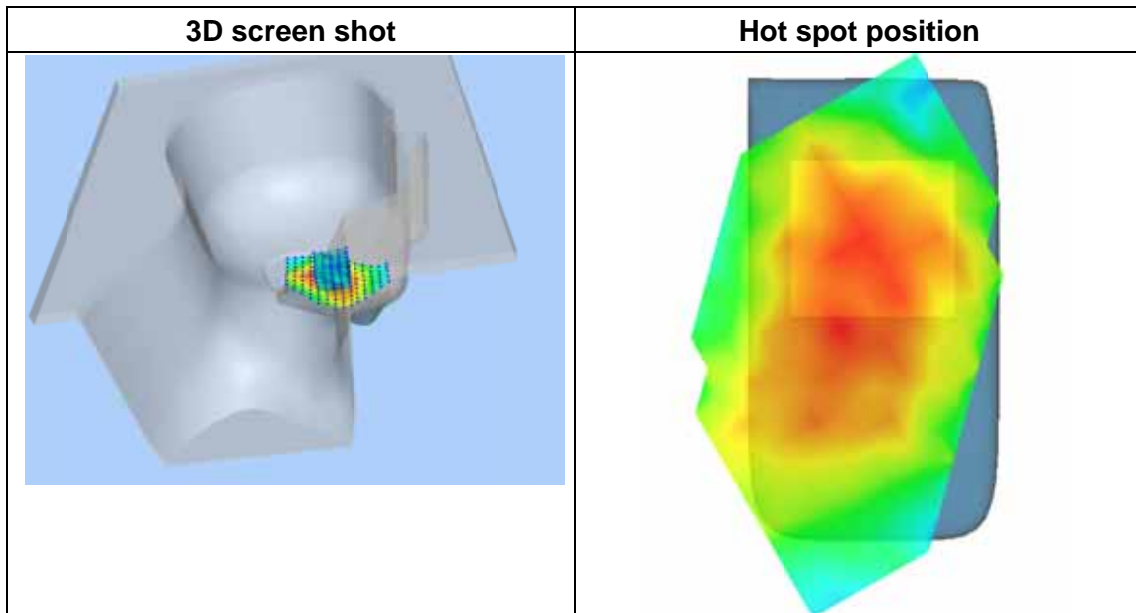
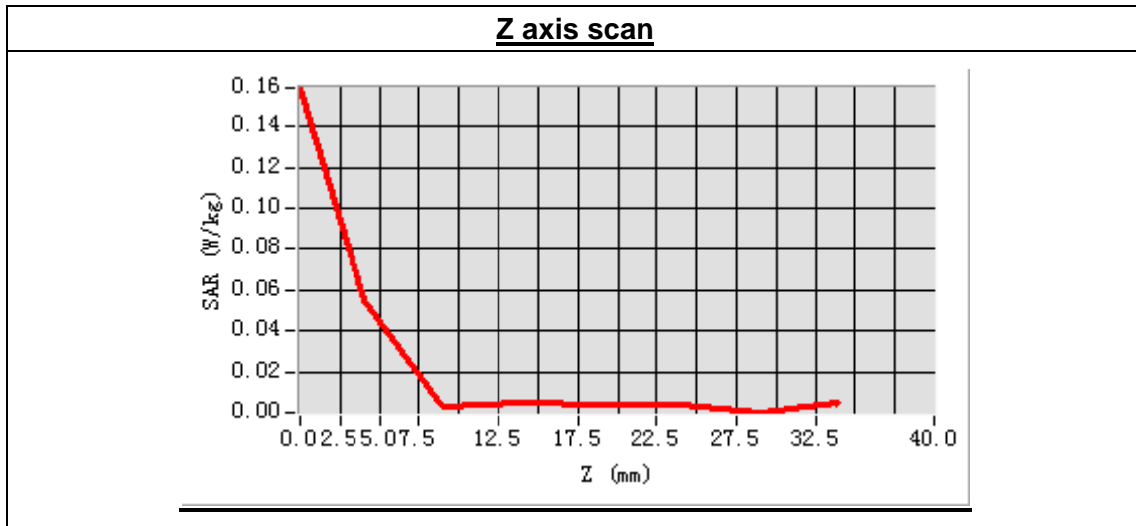
Low Band SAR (Channel 128):

Frequency (MHz)	842.200000
Relative permittivity (real part)	41.083715
Conductivity (S/m)	0.914381
Power drift (%)	-2.200000
Ambient Temperature:	22.5°C
Liquid Temperature:	22.8°C
ConvF:	6.73
Crest factor:	1:8



Maximum location: X=-40.00, Y=-32.00
 SAR Peak: 0.15 W/kg

SAR 10g (W/Kg)	0.024184
SAR 1g (W/Kg)	0.065010



MEASUREMENT 5

Type: Phone measurement (Complete)

Area scan resolution: dx=8mm,dy=8mm

Zoom scan resolution: dx=8mm, dy=8mm, dz=5mm

Date of measurement: 2014.5.6

Measurement duration: 9 minutes 30 seconds

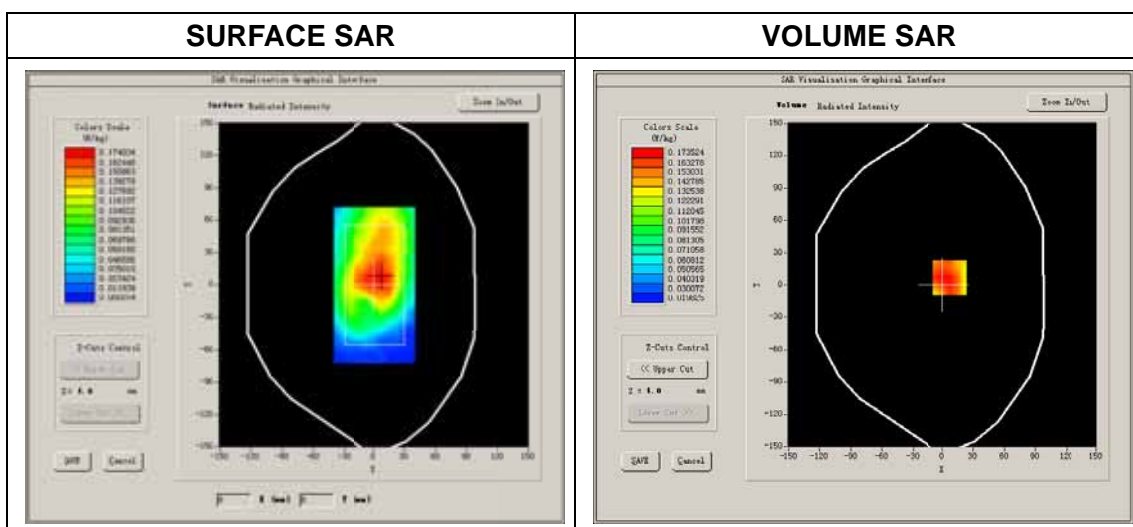
A. Experimental conditions.

Phantom File	surf_sam_plan.txt
Phantom	Validation plane
Device Position	Body
Band	GSM850
Channels	Low
Signal	GSM

B. SAR Measurement Results

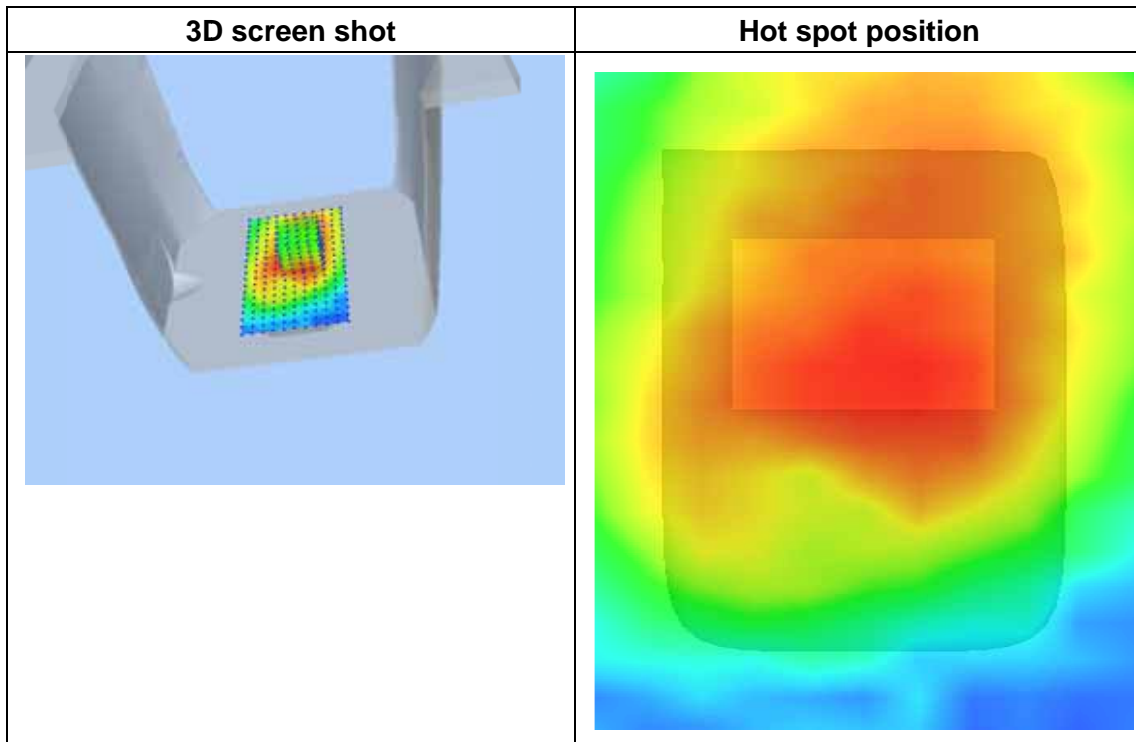
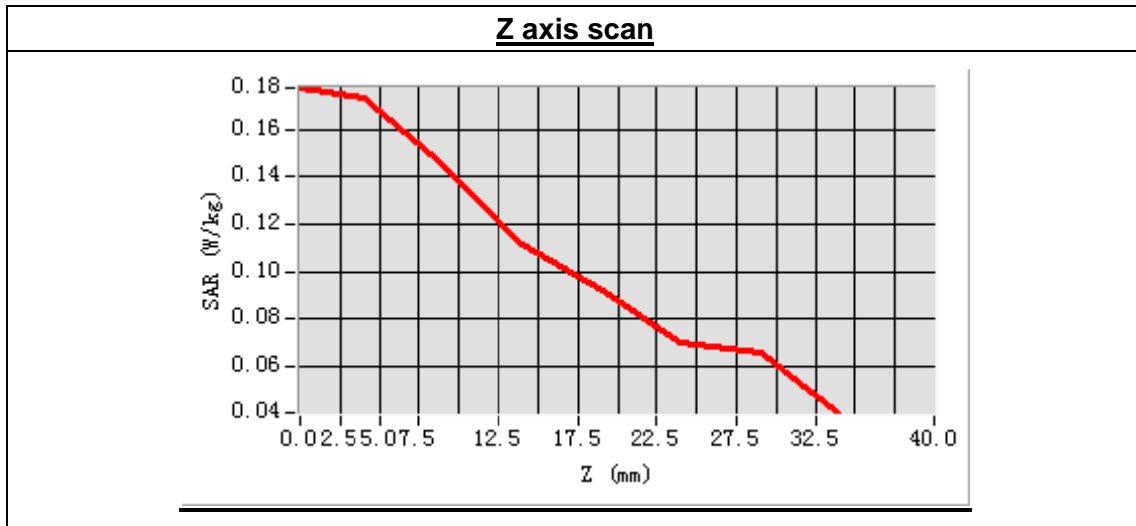
Low Band SAR (Channel 128):

Frequency (MHz)	842.200000
Relative permittivity (real part)	55.431852
Conductivity (S/m)	0.953726
Power drift (%)	-1.870000
Ambient Temperature:	22.5°C
Liquid Temperature:	22.8°C
ConvF:	6.99
Crest factor:	1:8



Maximum location: X=7.00, Y=7.00
 SAR Peak: 0.25 W/kg

SAR 10g (W/Kg)	0.139543
SAR 1g (W/Kg)	0.179372



MEASUREMENT 6

Type: Phone measurement (Complete)

Area scan resolution: dx=8mm,dy=8mm

Zoom scan resolution: dx=8mm, dy=8mm, dz=5mm

Date of measurement: 2014.5.6

Measurement duration: 9 minutes 31 seconds

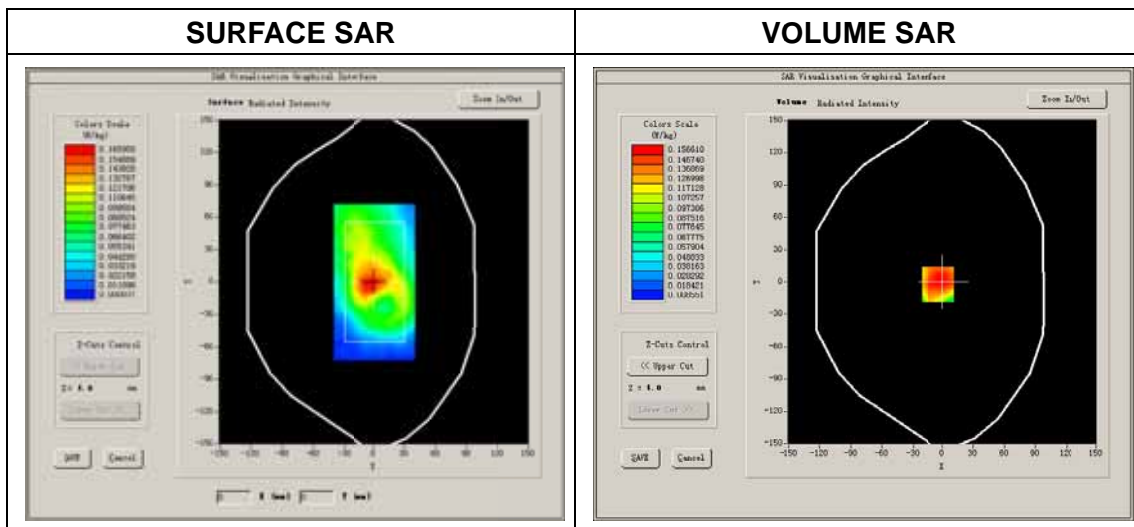
A. Experimental conditions.

Phantom File	surf_sam_plan.txt
Phantom	Validation plane
Device Position	Body
Band	GSM850
Channels	Low
Signal	GSM

B. SAR Measurement Results

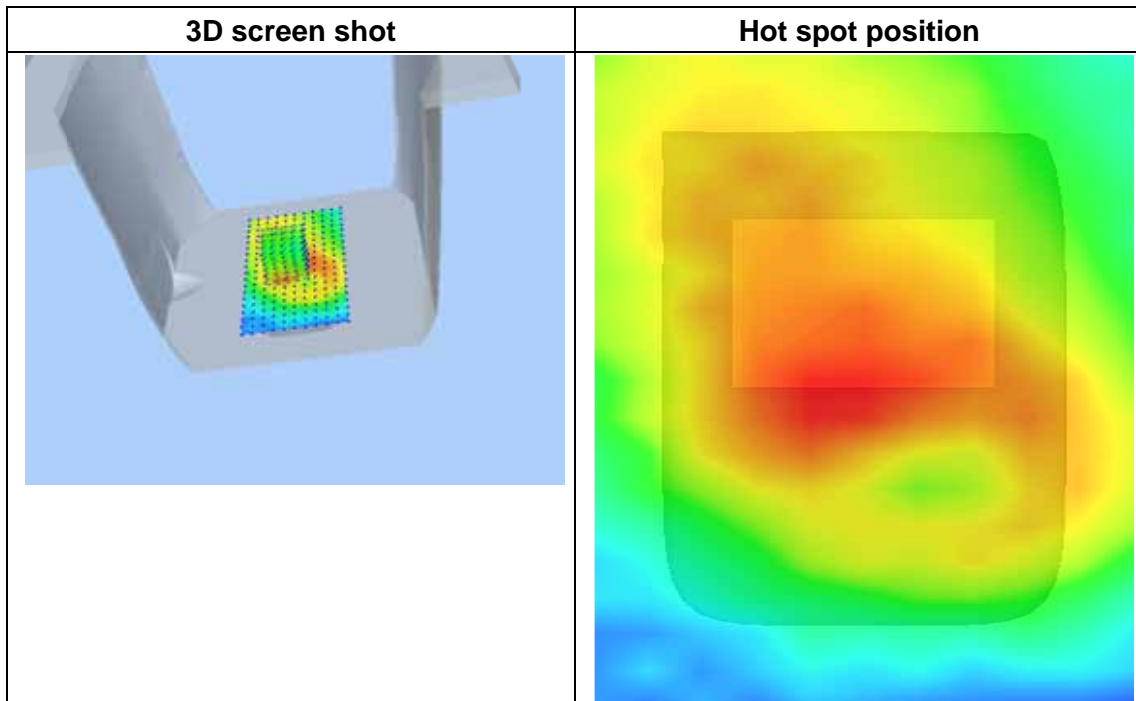
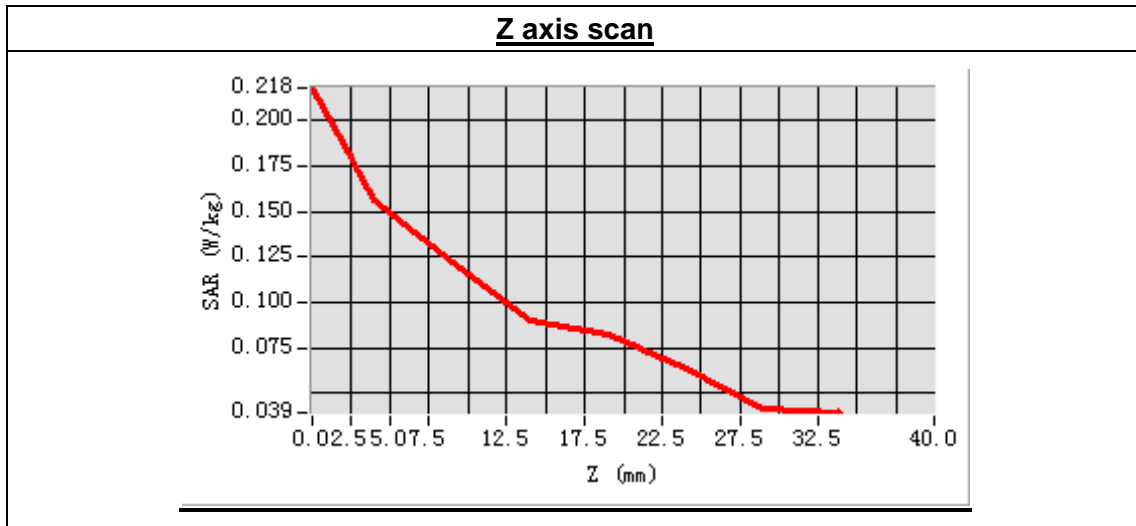
Low Band SAR (Channel 128):

Frequency (MHz)	842.200000
Relative permittivity (real part)	55.431852
Conductivity (S/m)	0.953726
Power drift (%)	-2.220000
Ambient Temperature:	22.5°C
Liquid Temperature:	22.8°C
ConvF:	6.99
Crest factor:	1:8



Maximum location: X=-5.00, Y=-2.00
 SAR Peak: 0.23 W/kg

SAR 10g (W/Kg)	0.123063
SAR 1g (W/Kg)	0.170082



MEASUREMENT 7

Type: Phone measurement (Complete)

Area scan resolution: dx=8mm,dy=8mm

Zoom scan resolution: dx=8mm, dy=8mm, dz=5mm

Date of measurement: 2014.5.6

Measurement duration: 9 minutes 31 seconds

A. Experimental conditions.

Phantom File	surf_sam_plan.txt
Phantom	Flat Plane
Device Position	Body
Band	GSM850
Channels	Middle
Signal	EDGE

B. SAR Measurement Results

Middle Band SAR (Channel 190):

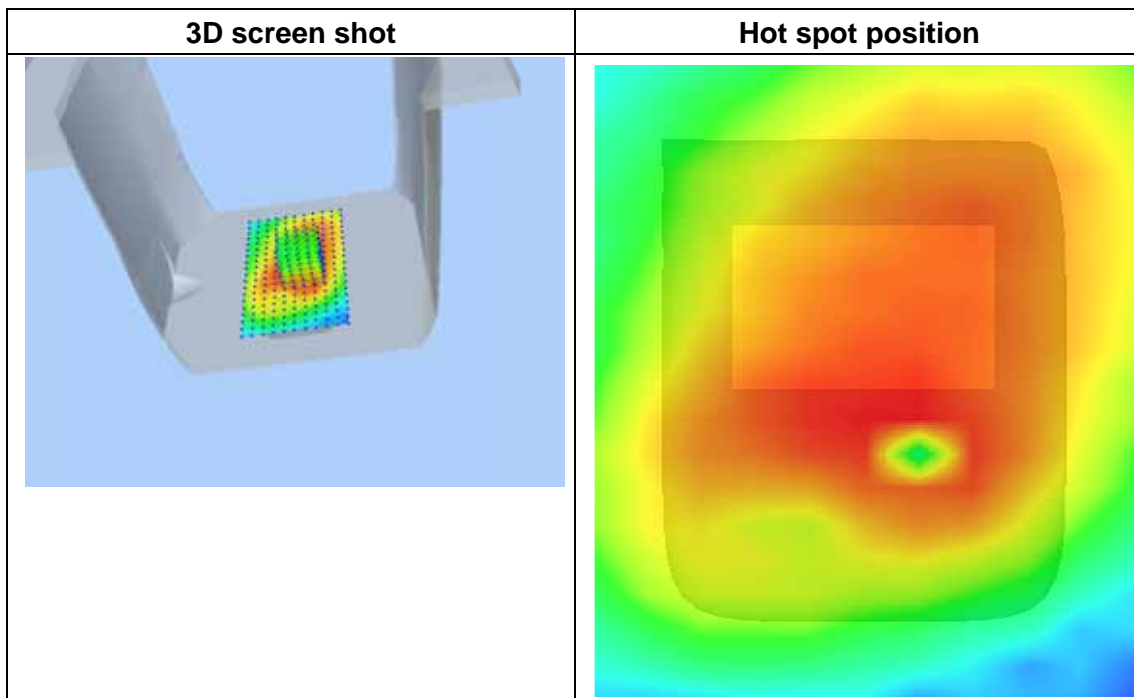
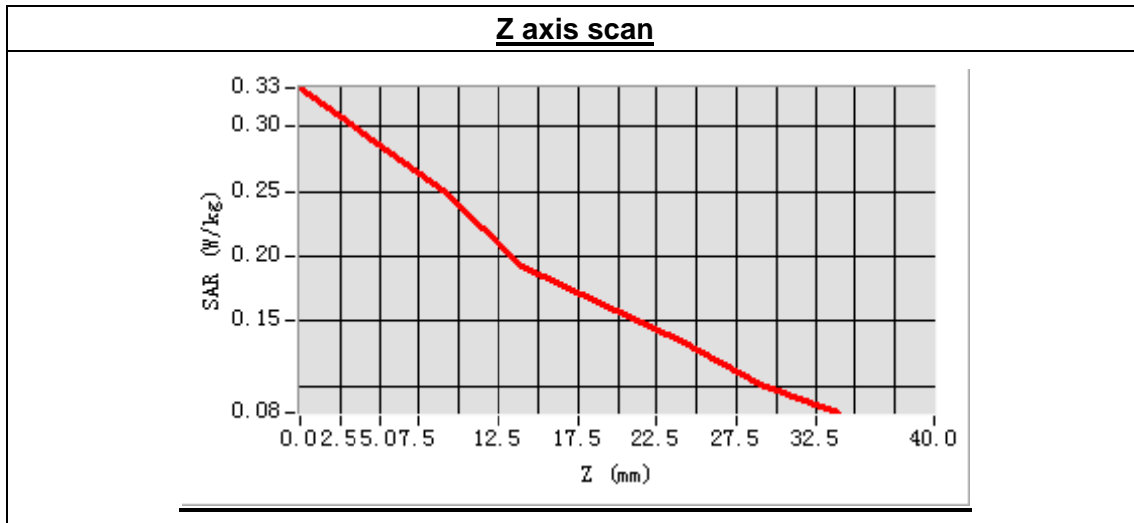
Frequency (MHz)	836.600000
Relative permittivity (real part)	55.431852
Conductivity (S/m)	0.953726
Power drift(%)	-1.800000
Ambient Temperature:	22.3°C
Liquid Temperature:	22.3°C
ConvF:	6.99
Crest factor:	1:2



Maximum location: X=7.00, Y=-5.00

SAR Peak: 0.43 W/kg

SAR 10g (W/Kg)	0.221672
SAR 1g (W/Kg)	0.297856



MEASUREMENT 8

Type: Phone measurement (Complete)

Area scan resolution: dx=8mm,dy=8mm

Zoom scan resolution: dx=8mm, dy=8mm, dz=5mm

Date of measurement: 2014.5.6

Measurement duration: 9 minutes 32 seconds

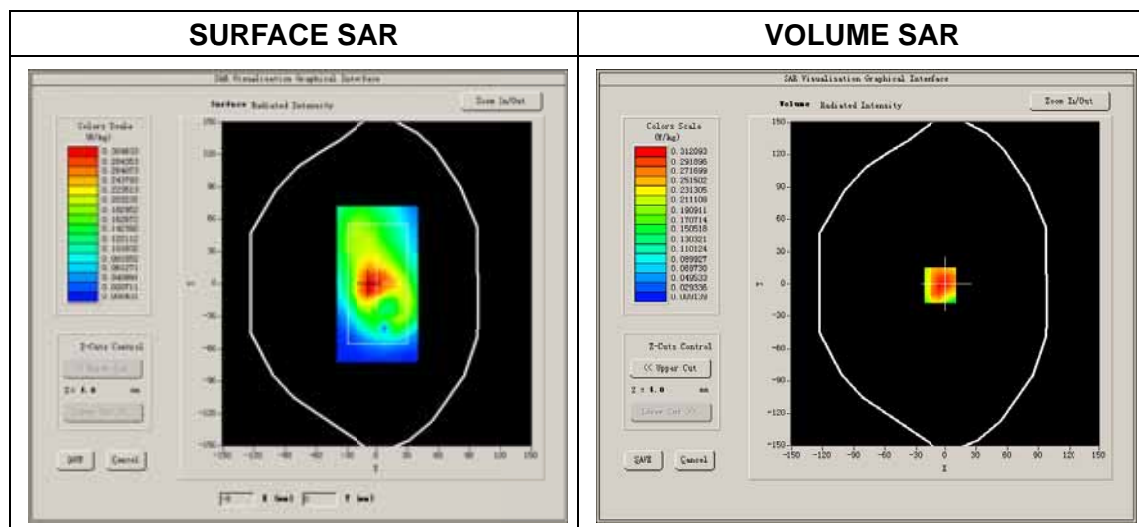
A. Experimental conditions.

Phantom File	surf_sam_plan.txt
Phantom	Flat Plane
Device Position	Body
Band	GSM850
Channels	Middle
Signal	EDGE

B. SAR Measurement Results

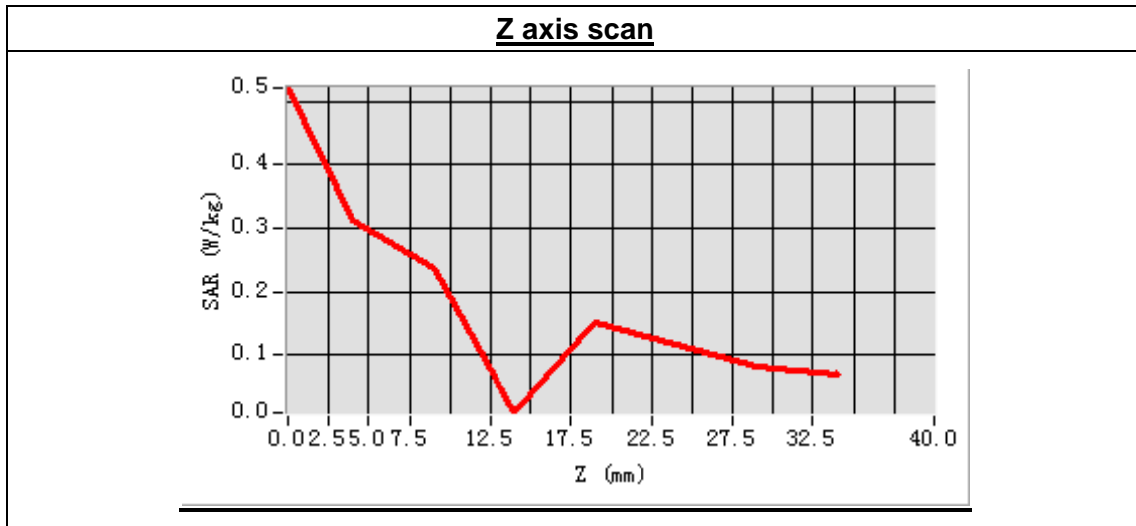
Middle Band SAR (Channel 190):

Frequency (MHz)	836.600000
Relative permittivity (real part)	55.431852
Conductivity (S/m)	0.953726
Power drift(%)	-1.610000
Ambient Temperature:	22.3°C
Liquid Temperature:	22.3°C
ConvF:	6.99
Crest factor:	1:2



Maximum location: X=-6.00, Y=-1.00
 SAR Peak: 0.53 W/kg

SAR 10g (W/Kg)	0.214975
SAR 1g (W/Kg)	0.318226



MEASUREMENT 9

Type: Phone measurement (Complete)

Area scan resolution: dx=8mm,dy=8mm

Zoom scan resolution: dx=8mm, dy=8mm, dz=5mm

Date of measurement: 2014.5.6

Measurement duration: 9 minutes 31 seconds

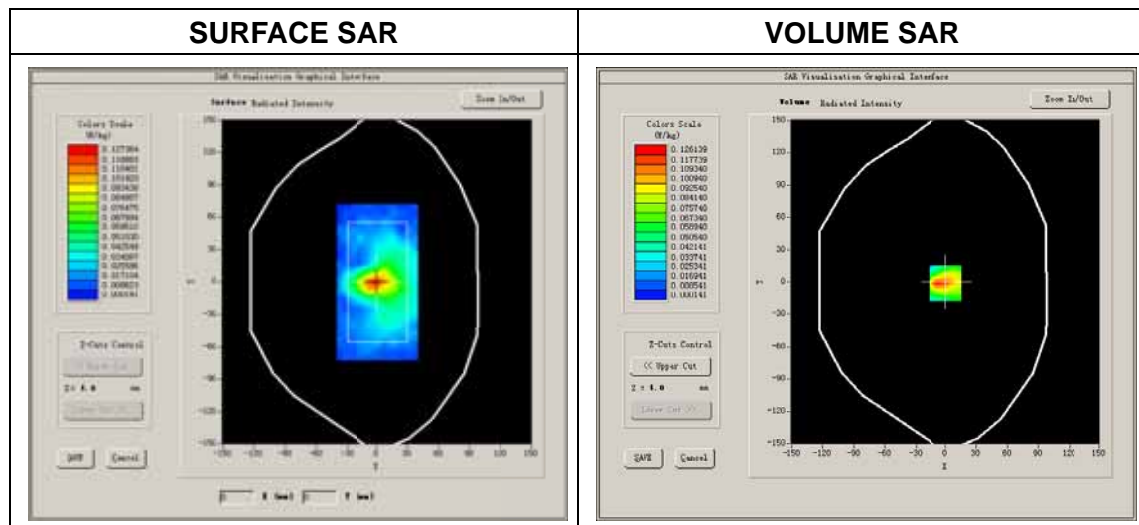
A. Experimental conditions.

Phantom File	surf_sam_plan.txt
Phantom	Flat Plane
Device Position	Body
Band	GSM850
Channels	Middle
Signal	EDGE

B. SAR Measurement Results

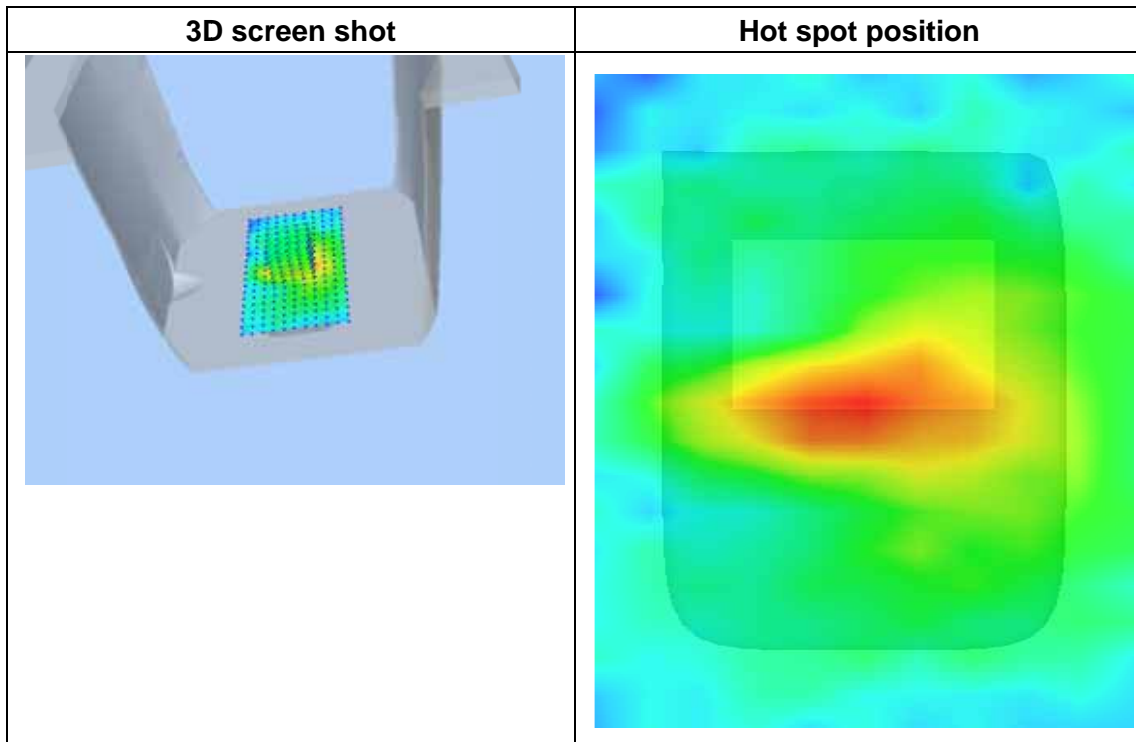
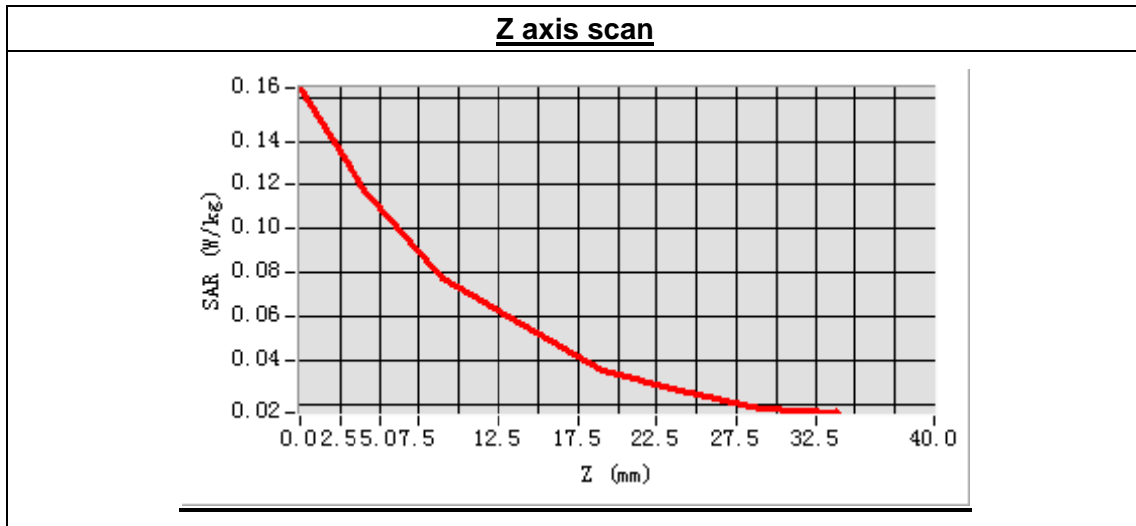
Middle Band SAR (Channel 190):

Frequency (MHz)	836.600000
Relative permittivity (real part)	55.431852
Conductivity (S/m)	0.953726
Power drift(%)	-3.250000
Ambient Temperature:	22.3°C
Liquid Temperature:	22.3°C
ConvF:	6.99
Crest factor:	1:2



Maximum location: X=-1.00, Y=-1.00
 SAR Peak: 0.16 W/kg

SAR 10g (W/Kg)	0.065961
SAR 1g (W/Kg)	0.110929



MEASUREMENT 10

Type: Phone measurement (Complete)

Area scan resolution: dx=8mm,dy=8mm

Zoom scan resolution: dx=8mm, dy=8mm, dz=5mm

Date of measurement: 2014.5.6

Measurement duration: 9 minutes 37 seconds

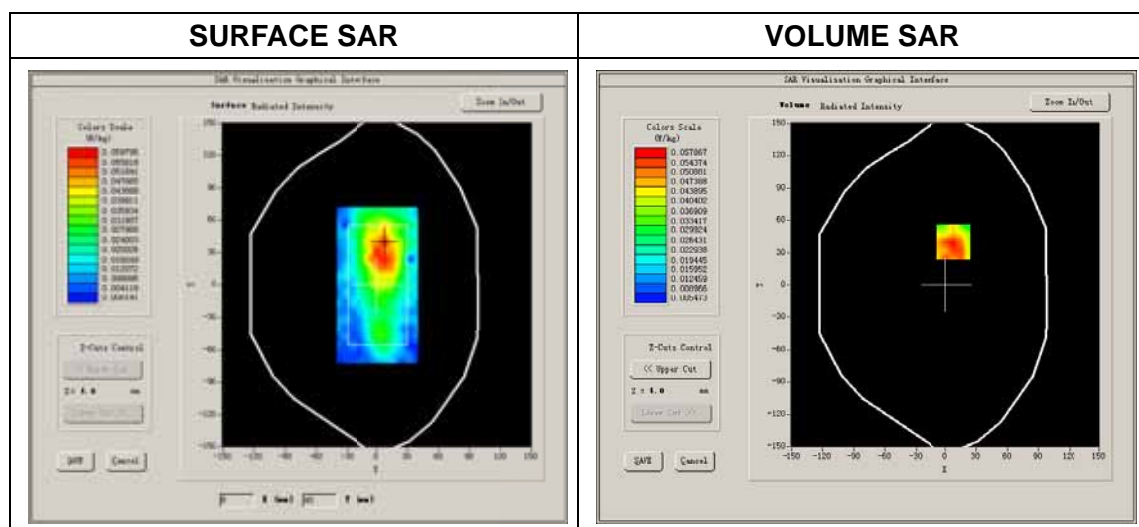
A. Experimental conditions.

Phantom File	surf_sam_plan.txt
Phantom	Flat Plane
Device Position	Body
Band	GSM850
Channels	Middle
Signal	EDGE

B. SAR Measurement Results

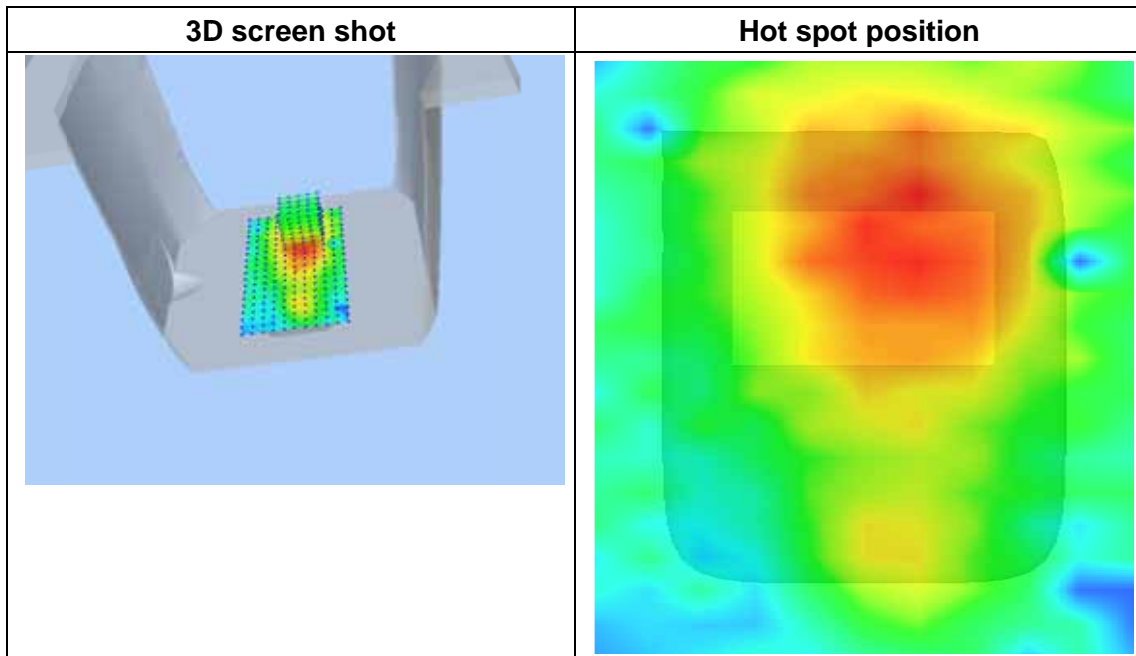
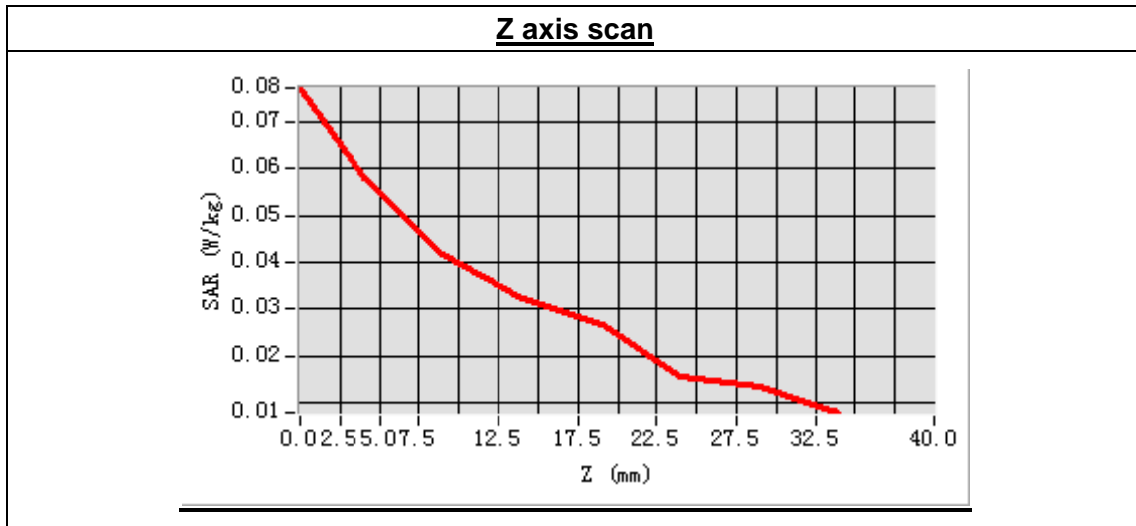
Middle Band SAR (Channel 190):

Frequency (MHz)	836.600000
Relative permittivity (real part)	55.431852
Conductivity (S/m)	0.953726
Power drift(%)	-3.150000
Ambient Temperature:	22.3°C
Liquid Temperature:	22.3°C
ConvF:	6.99
Crest factor:	1:2



Maximum location: X=8.00, Y=40.00
 SAR Peak: 0.09 W/kg

SAR 10g (W/Kg)	0.037147
SAR 1g (W/Kg)	0.054805



MEASUREMENT 11

Type: Phone measurement (Complete)

Area scan resolution: dx=8mm,dy=8mm

Zoom scan resolution: dx=8mm, dy=8mm, dz=5mm

Date of measurement: 2014.5.6

Measurement duration: 9 minutes 32 seconds

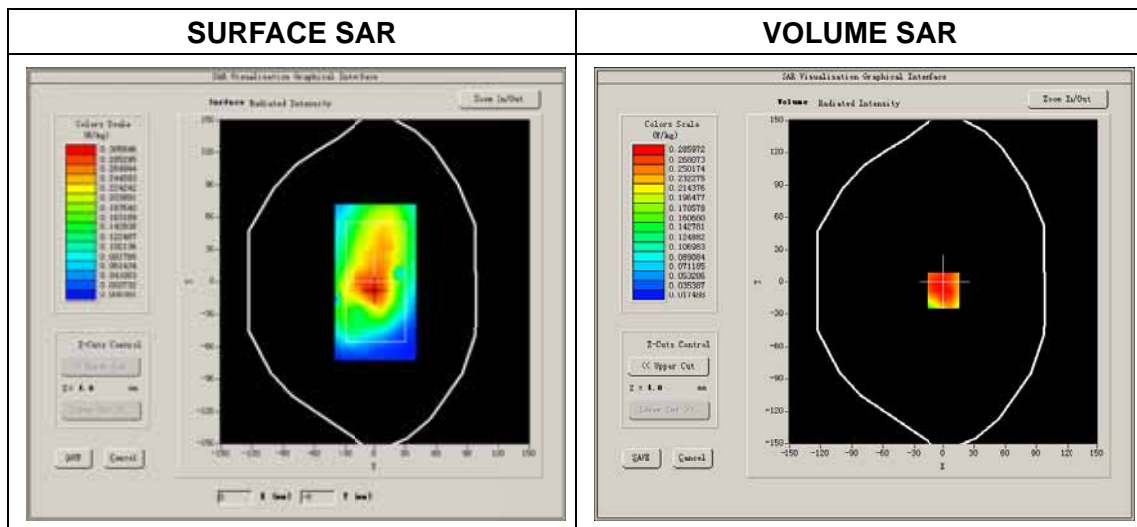
A. Experimental conditions.

Phantom File	surf_sam_plan.txt
Phantom	Flat Plane
Device Position	Body
Band	GSM850
Channels	Middle
Signal	GPRS

B. SAR Measurement Results

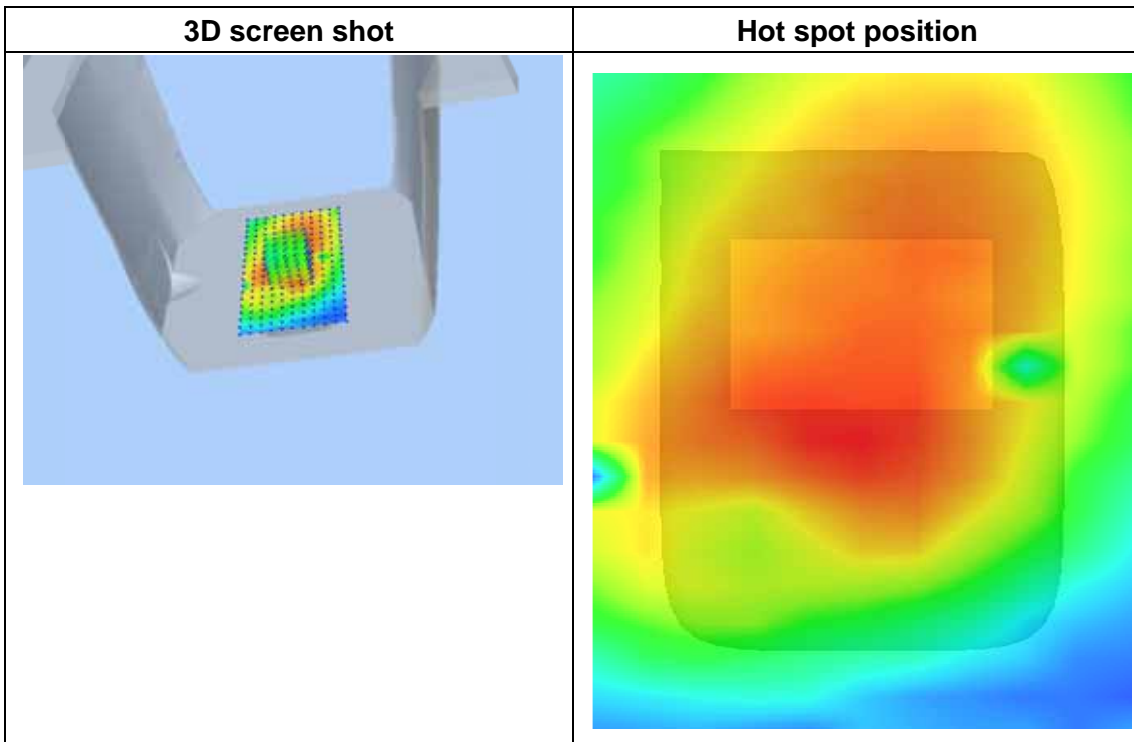
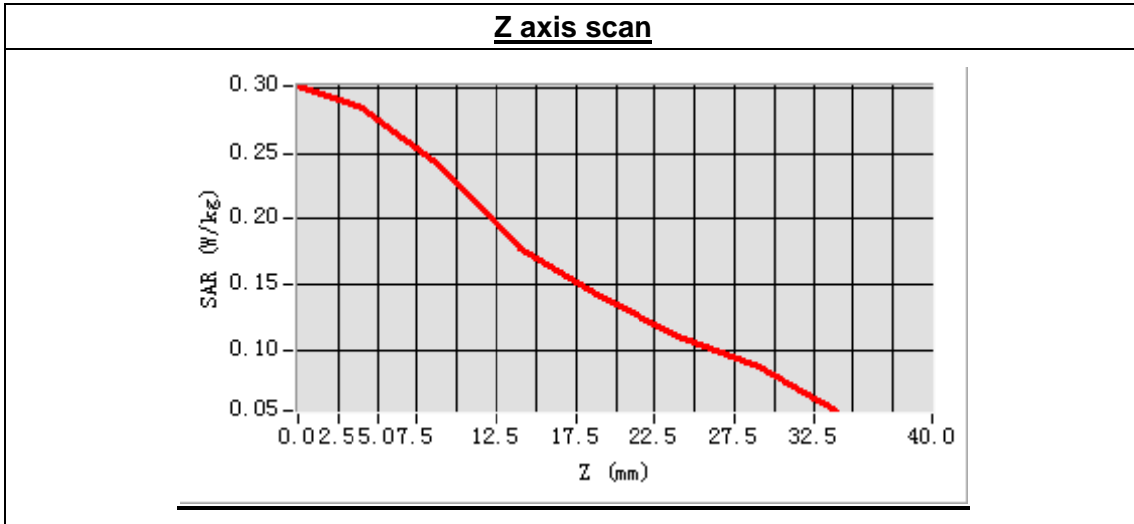
Middle Band SAR (Channel 190):

Frequency (MHz)	836.600000
Relative permittivity (real part)	55.431852
Conductivity (S/m)	0.953726
Power drift(%)	-0.160000
Ambient Temperature:	22.3°C
Liquid Temperature:	22.3°C
ConvF:	6.99
Crest factor:	1:2



Maximum location: X=-1.00, Y=-8.00
 SAR Peak: 0.37 W/kg

SAR 10g (W/Kg)	0.215148
SAR 1g (W/Kg)	0.283536



MEASUREMENT 12

Type: Phone measurement (Complete)

Area scan resolution: dx=8mm,dy=8mm

Zoom scan resolution: dx=8mm, dy=8mm, dz=5mm

Date of measurement: 2014.5.8

Measurement duration: 9 minutes 8 seconds

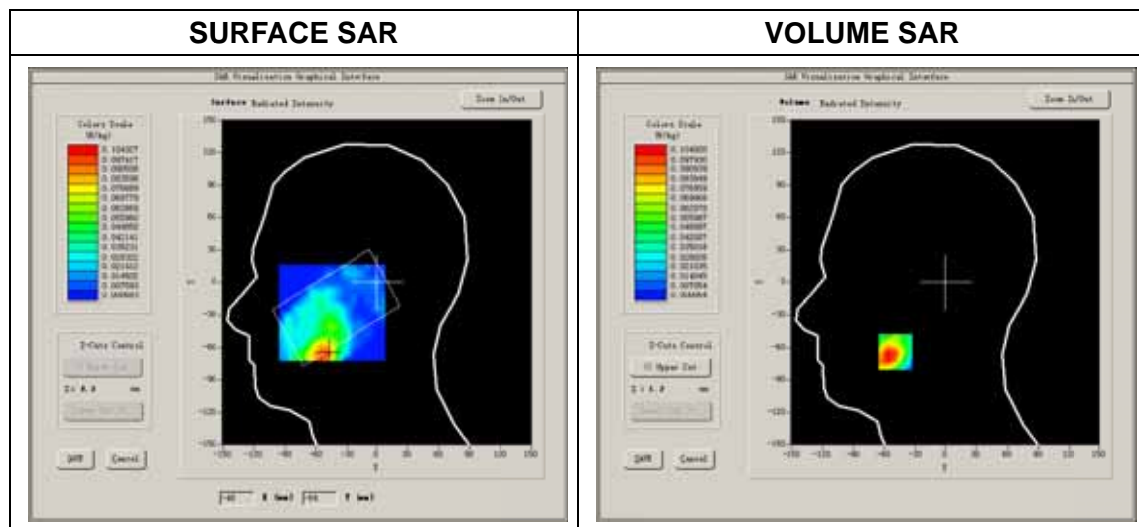
A. Experimental conditions.

Phantom File	sam_direct_droit2_surf8mm.txt
Phantom	Right head
Device Position	Cheek
Band	GSM1900
Channels	Low
Signal	GSM

B. SAR Measurement Results

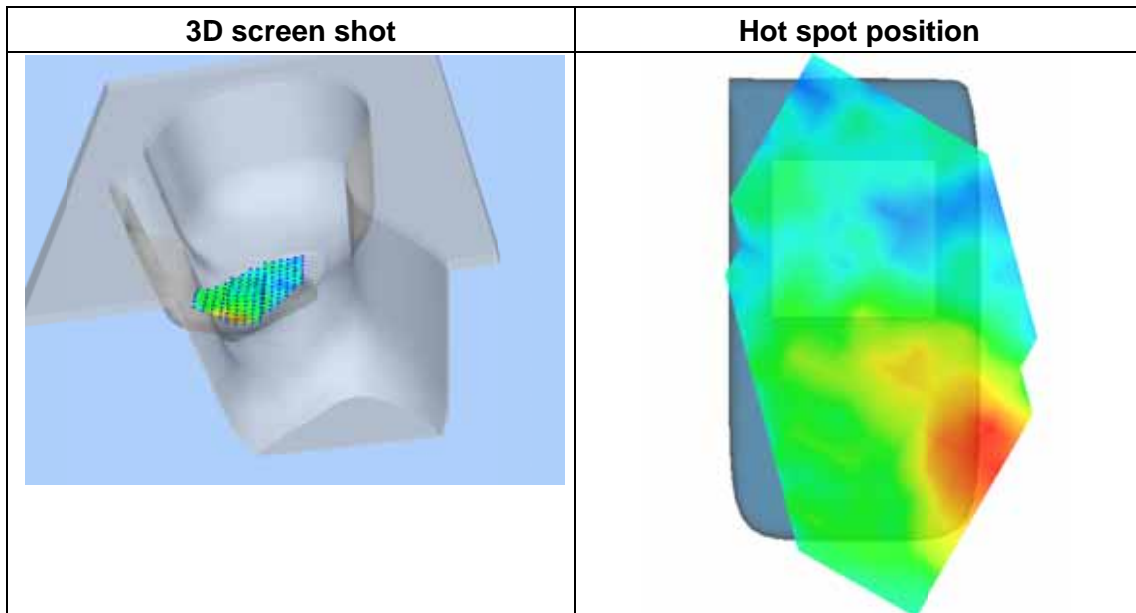
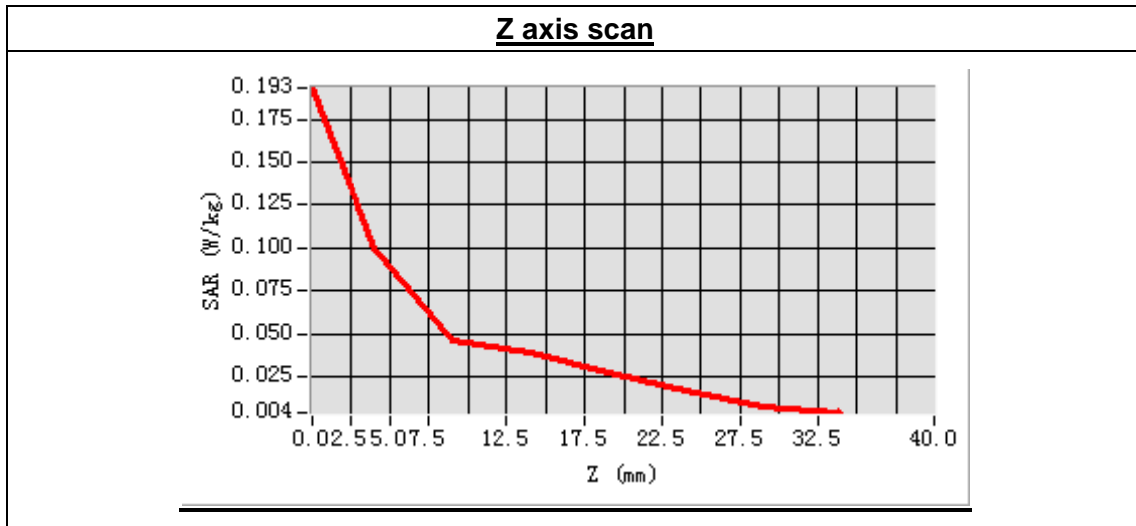
Low Band SAR (Channel 512):

Frequency (MHz)	1850.200000
Relative permittivity (real part)	40.114286
Conductivity (S/m)	1.408273
Power drift(%)	0.270000
Ambient Temperature:	22.3°C
Liquid Temperature:	22.3°C
ConvF:	6.00
Crest factor:	1:8



Maximum location: X=-49.00, Y=-64.00
 SAR Peak: 0.19 W/kg

SAR 10g (W/Kg)	0.056610
SAR 1g (W/Kg)	0.106659



MEASUREMENT 13

Type: Phone measurement (Complete)

Area scan resolution: dx=8mm,dy=8mm

Zoom scan resolution: dx=8mm, dy=8mm, dz=5mm

Date of measurement: 2014.5.8

Measurement duration: 7 minutes 51 seconds

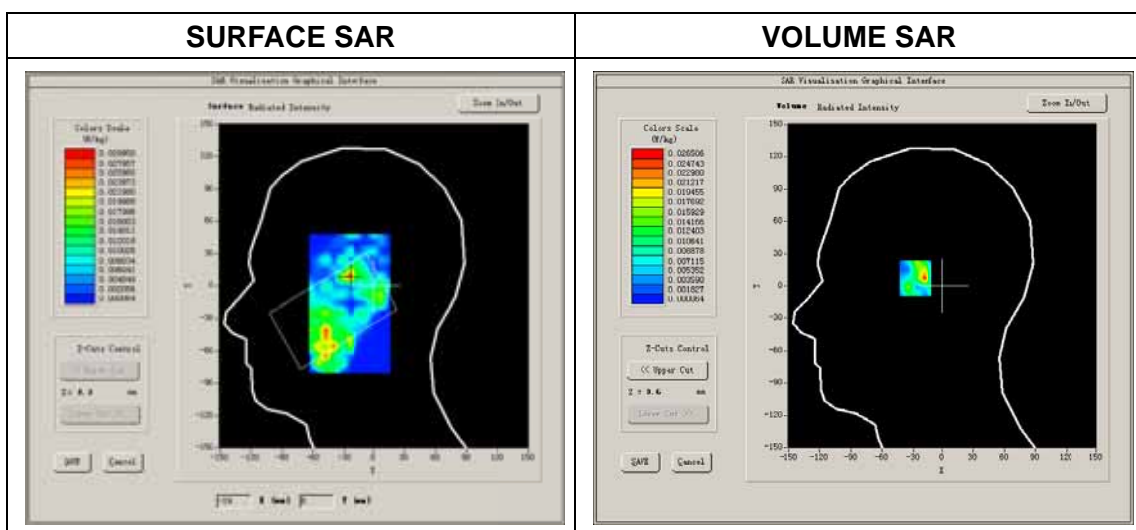
A. Experimental conditions.

Phantom File	sam_direct_droit2_surf8mm.txt
Phantom	Right head
Device Position	Tilt
Band	GSM1900
Channels	Low
Signal	GSM

B. SAR Measurement Results

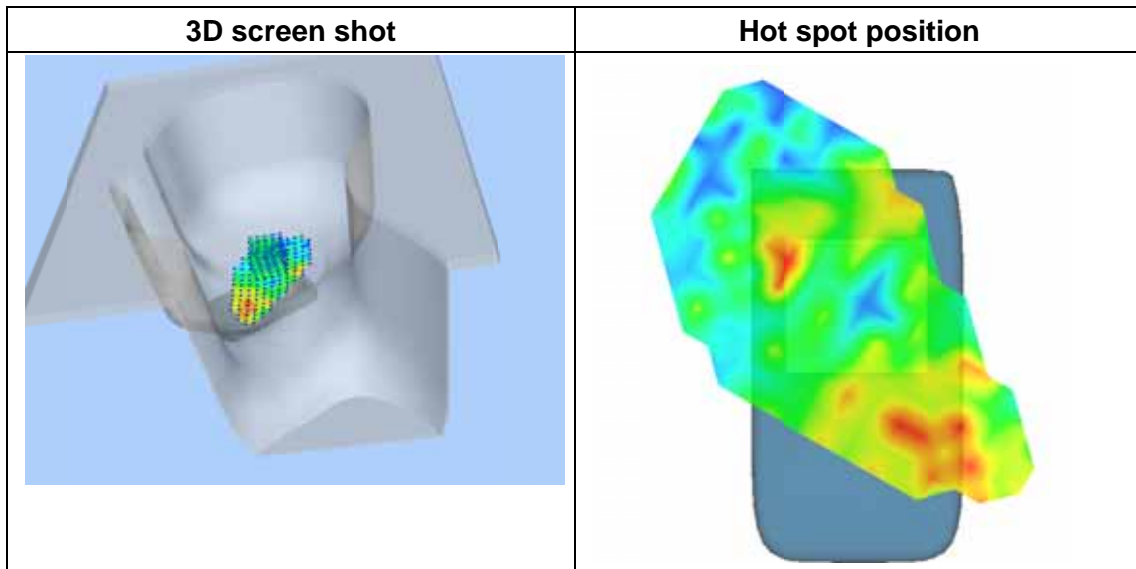
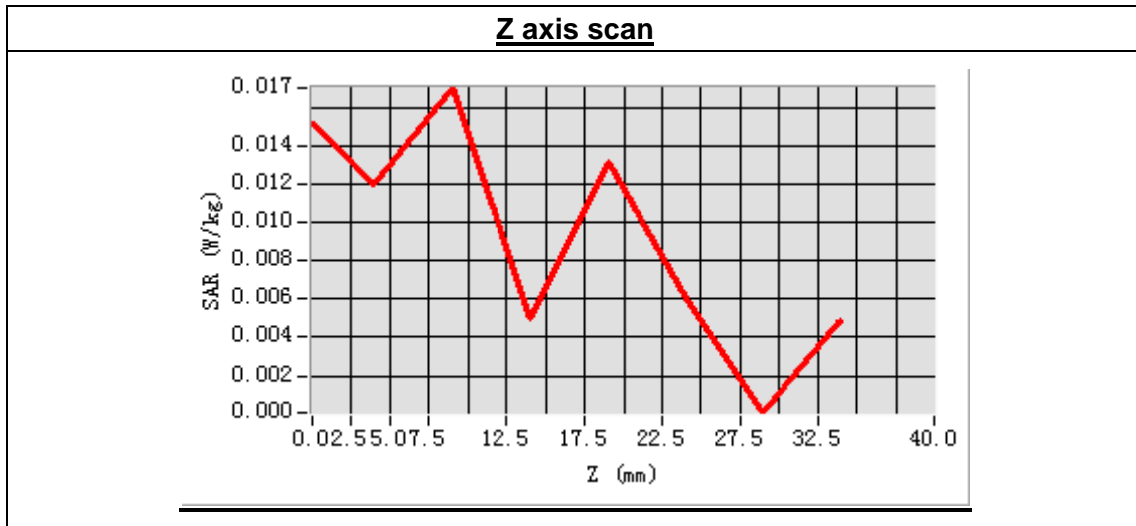
Low Band SAR (Channel 512):

Frequency (MHz)	1850.200000
Relative permittivity (real part)	40.114286
Conductivity (S/m)	1.408273
Power drift(%)	-0.610000
Ambient Temperature:	22.3°C
Liquid Temperature:	22.3°C
ConvF:	6.00
Crest factor:	1:8



Maximum location: X=-25.00, Y=9.00
 SAR Peak: 0.07 W/kg

SAR 10g (W/Kg)	0.008245
SAR 1g (W/Kg)	0.023359



MEASUREMENT 14

Type: Phone measurement (Complete)

Area scan resolution: dx=8mm,dy=8mm

Zoom scan resolution: dx=8mm, dy=8mm, dz=5mm

Date of measurement: 2014.5.8

Measurement duration: 8 minutes 57 seconds

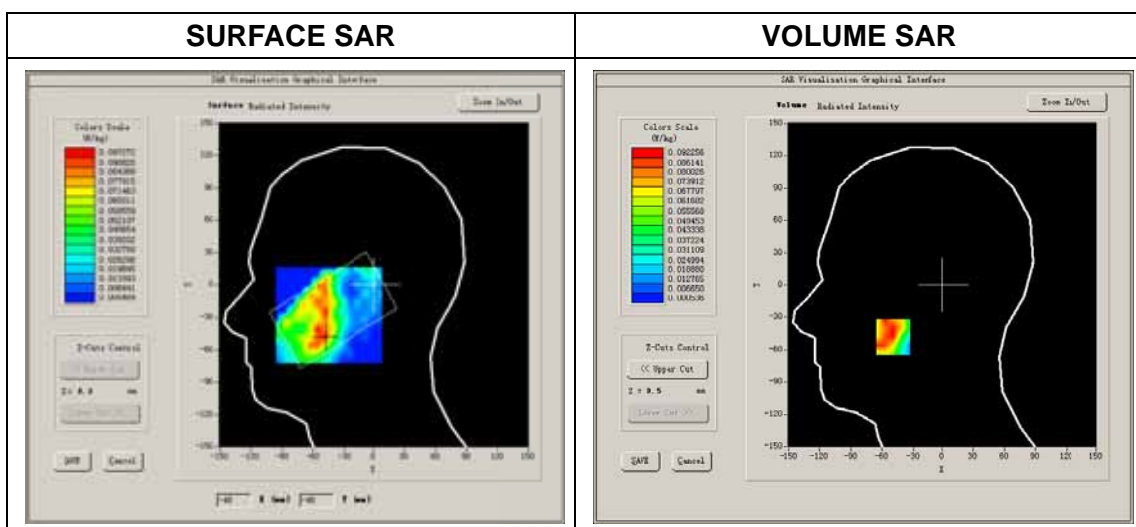
A. Experimental conditions.

Phantom File	sam_direct_droit2_surf8mm.txt
Phantom	Left head
Device Position	Cheek
Band	GSM1900
Channels	Low
Signal	GSM

B. SAR Measurement Results

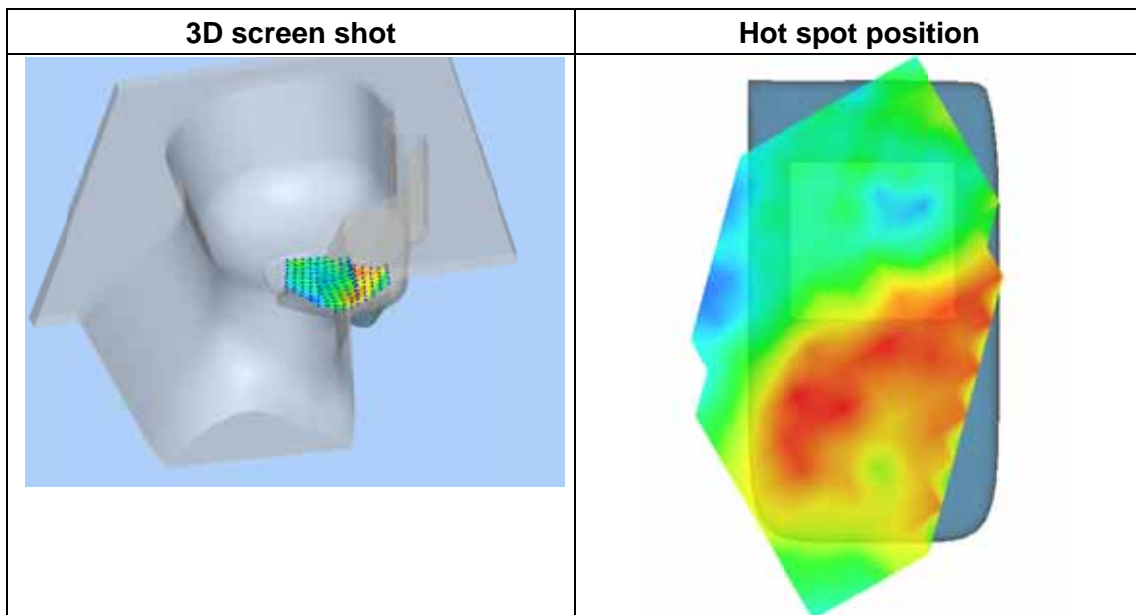
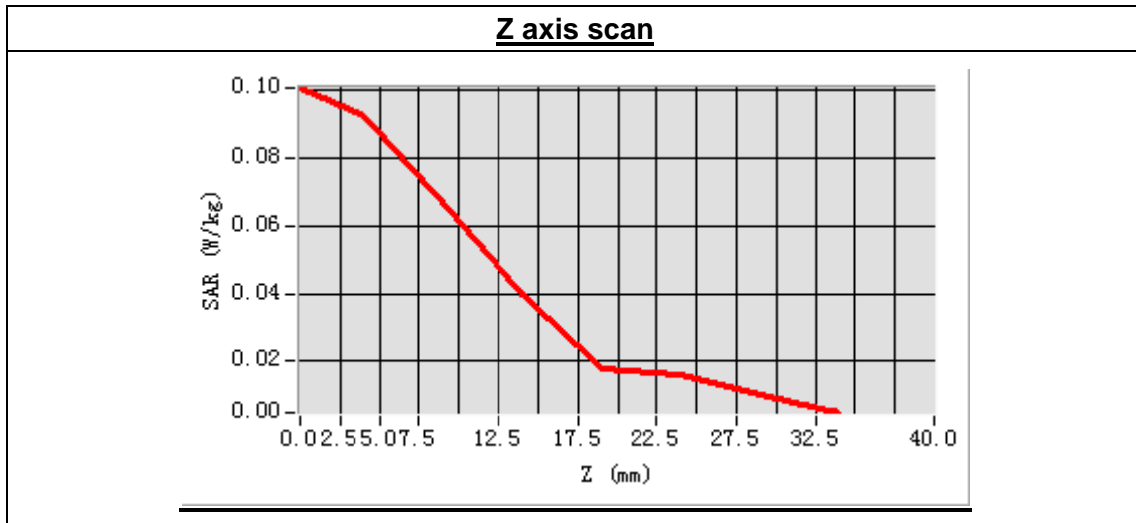
Low Band SAR (Channel 512):

Frequency (MHz)	1850.200000
Relative permittivity (real part)	40.114286
Conductivity (S/m)	1.408273
Power drift(%)	0.720000
Ambient Temperature:	22.3°C
Liquid Temperature:	22.3°C
ConvF:	6.00
Crest factor:	1:8



Maximum location: X=-49.00, Y=-48.00
 SAR Peak: 0.16 W/kg

SAR 10g (W/Kg)	0.053721
SAR 1g (W/Kg)	0.091910



MEASUREMENT 15

Type: Phone measurement (Complete)

Area scan resolution: dx=8mm,dy=8mm

Zoom scan resolution: dx=8mm, dy=8mm, dz=5mm

Date of measurement: 2014.5.8

Measurement duration: 7 minutes 47 seconds

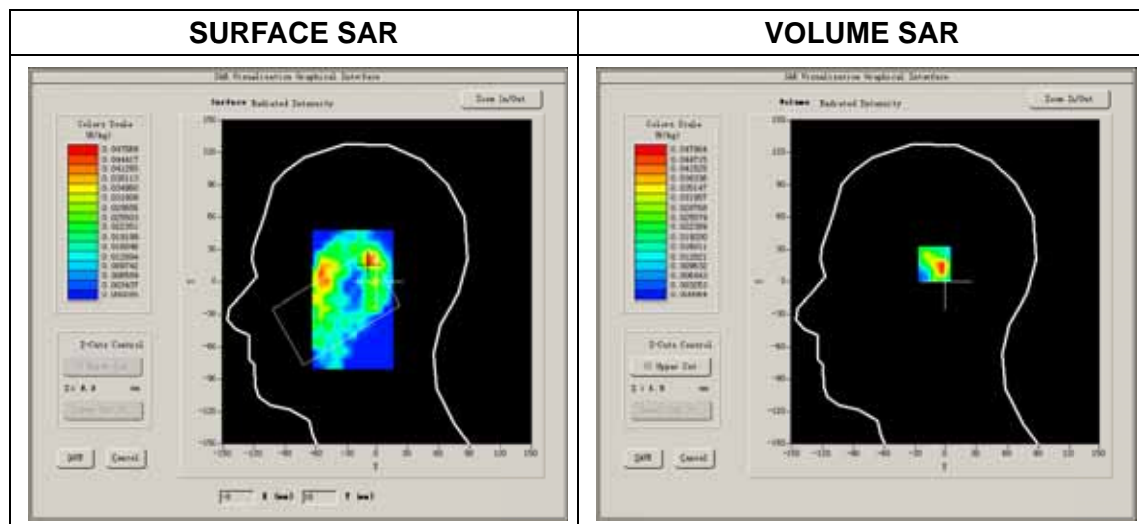
A. Experimental conditions.

Phantom File	sam_direct_droit2_surf8mm.txt
Phantom	Left head
Device Position	Tilt
Band	GSM1900
Channels	Low
Signal	GSM

B. SAR Measurement Results

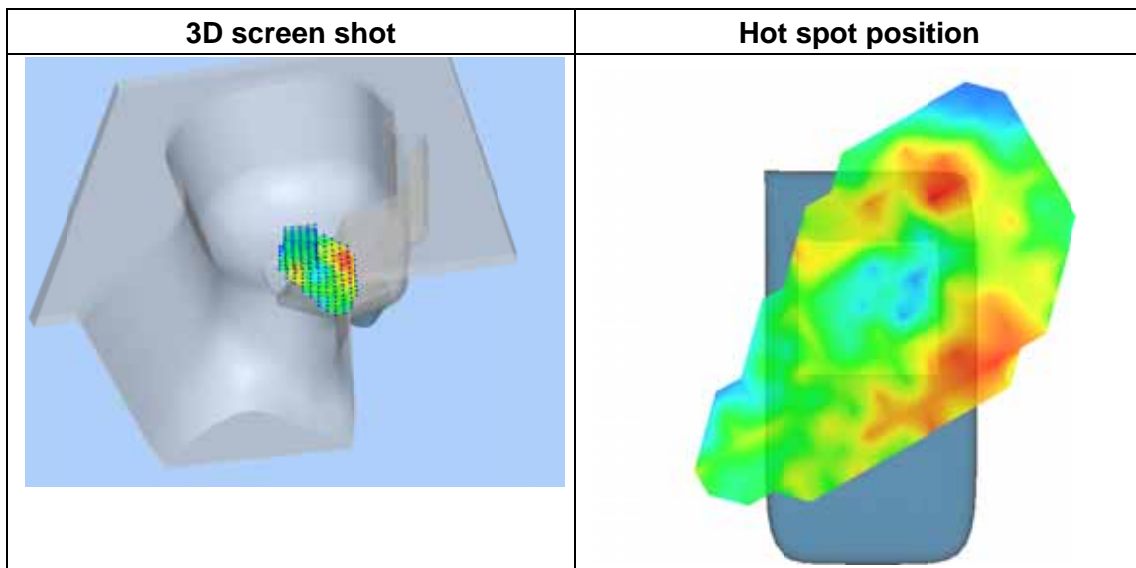
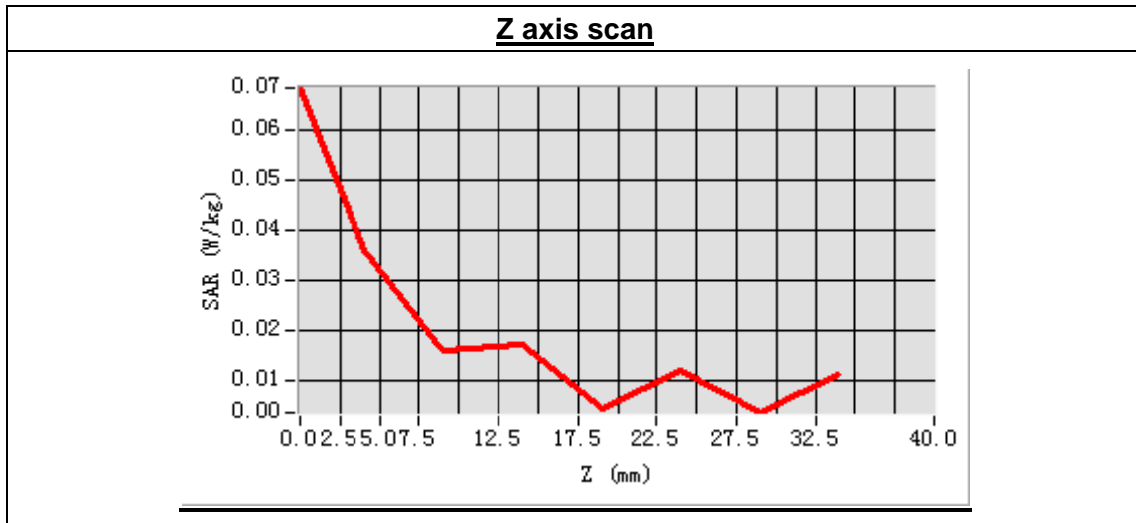
Low Band SAR (Channel 512):

Frequency (MHz)	1850.200000
Relative permittivity (real part)	40.114286
Conductivity (S/m)	1.408273
Power drift(%)	-1.940000
Ambient Temperature:	22.3°C
Liquid Temperature:	22.3°C
ConvF:	6.00
Crest factor:	1:8



Maximum location: X=-7.00, Y=18.00
 SAR Peak: 0.12 W/kg

SAR 10g (W/Kg)	0.019050
SAR 1g (W/Kg)	0.048024



MEASUREMENT 16

Type: Phone measurement (Complete)

Area scan resolution: dx=8mm,dy=8mm

Zoom scan resolution: dx=8mm, dy=8mm, dz=5mm

Date of measurement: 2014.5.8

Measurement duration: 9 minutes 30 seconds

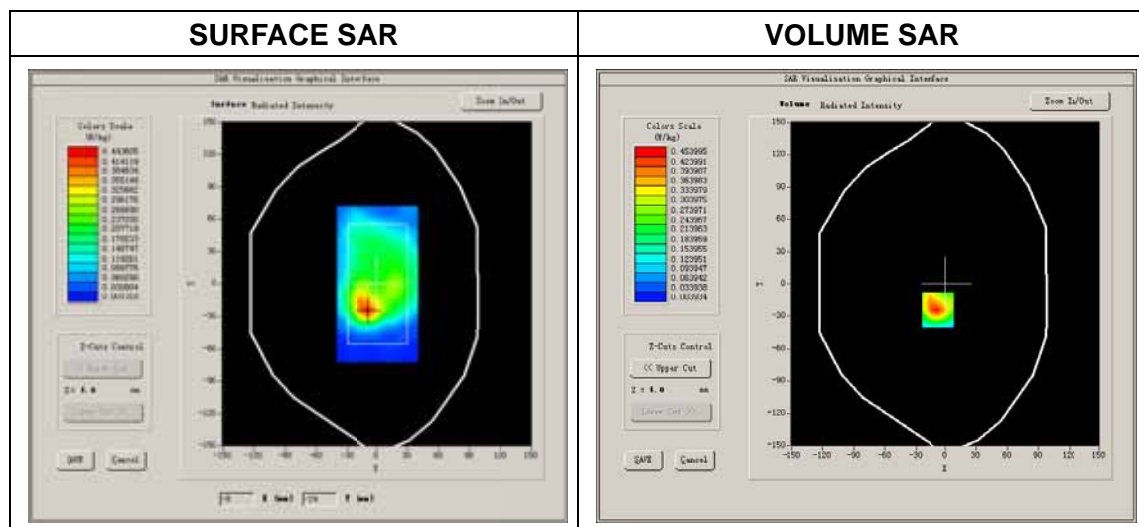
A. Experimental conditions.

Phantom File	surf_sam_plan.txt
Phantom	Flat Plane
Device Position	Body
Band	GSM1900
Channels	Low
Signal	GSM

B. SAR Measurement Results

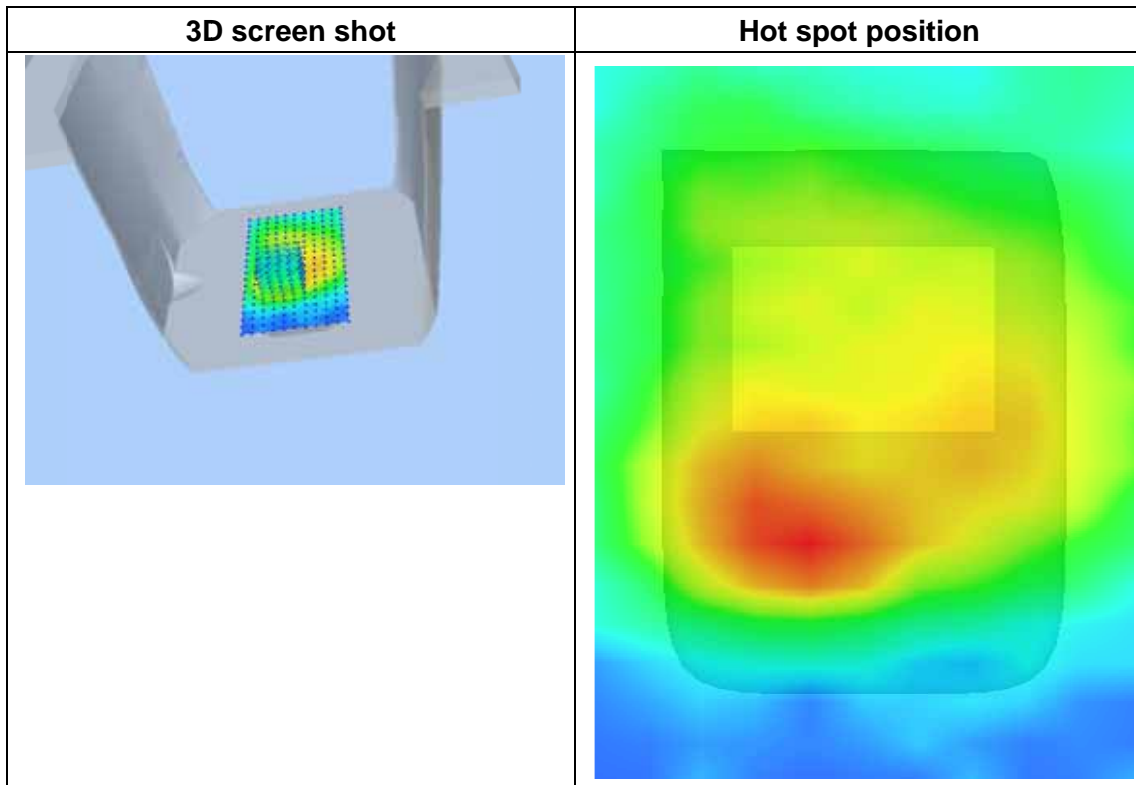
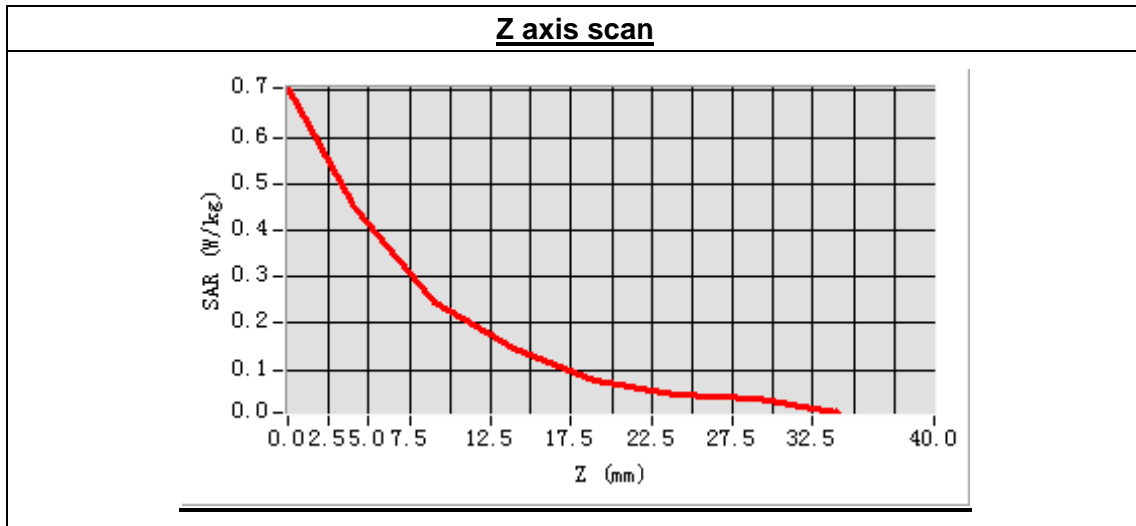
Low Band SAR (Channel 512):

Frequency (MHz)	1850.200000
Relative permittivity (real part)	53.092715
Conductivity (S/m)	1.524086
Power drift(%)	-4.560000
Ambient Temperature:	22.3°C
Liquid Temperature:	22.3°C
ConvF:	6.17
Crest factor:	1:8



Maximum location: X=-8.00, Y=-24.00
 SAR Peak: 0.78 W/kg

SAR 10g (W/Kg)	0.237659
SAR 1g (W/Kg)	0.459899



MEASUREMENT 17

Type: Phone measurement (Complete)

Area scan resolution: dx=8mm,dy=8mm

Zoom scan resolution: dx=8mm, dy=8mm, dz=5mm

Date of measurement: 2014.5.8

Measurement duration: 9 minutes 34 seconds

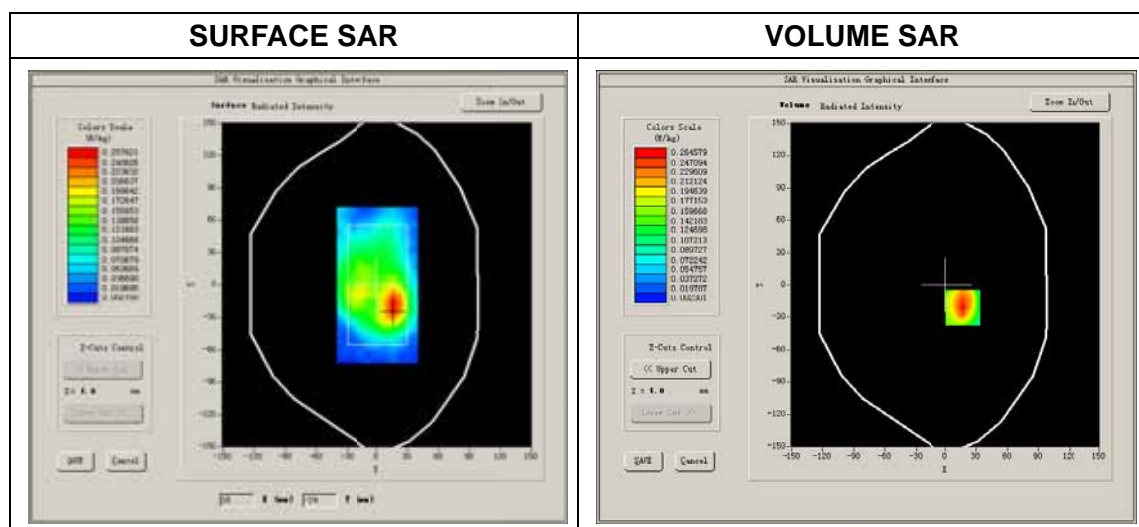
A. Experimental conditions.

Phantom File	surf_sam_plan.txt
Phantom	Flat Plane
Device Position	Body
Band	GSM1900
Channels	Low
Signal	GSM

B. SAR Measurement Results

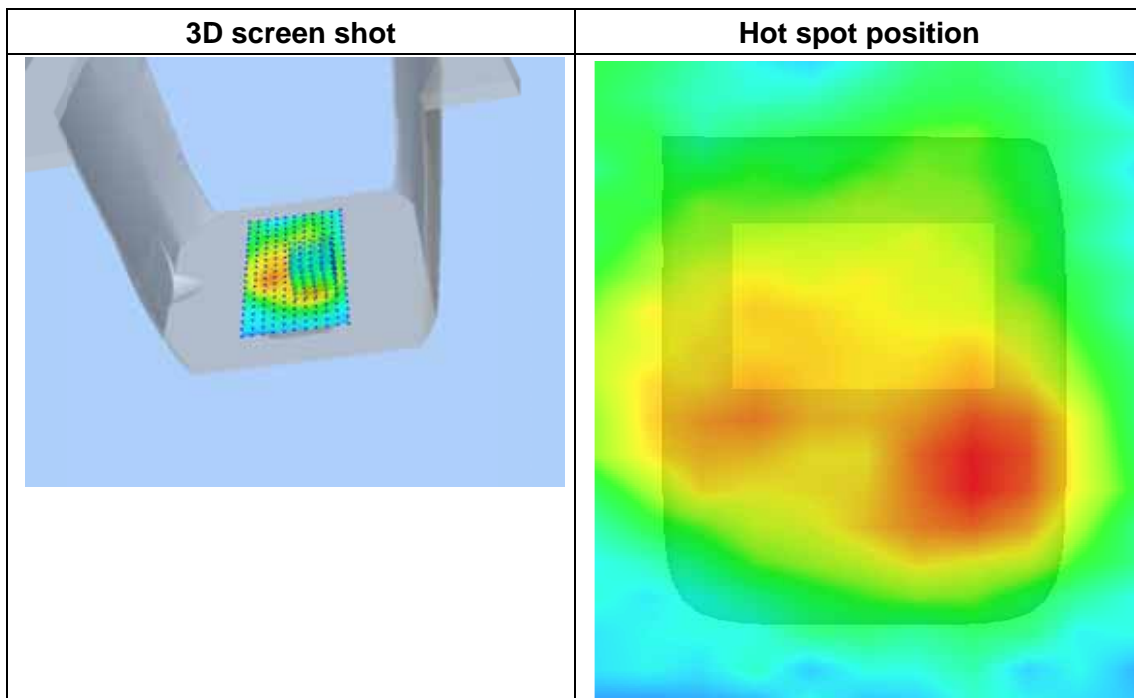
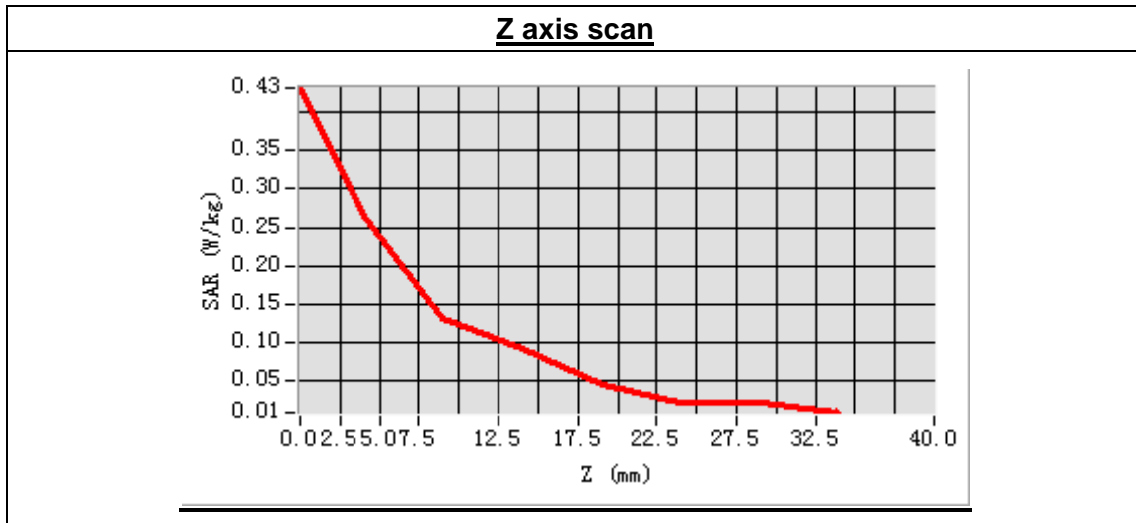
Low Band SAR (Channel 512):

Frequency (MHz)	1850.200000
Relative permittivity (real part)	53.092715
Conductivity (S/m)	1.524086
Power drift(%)	-1.920000
Ambient Temperature:	22.7°C
Liquid Temperature:	22.3°C
ConvF:	6.17
Crest factor:	1:8



Maximum location: X=17.00, Y=-21.00
 SAR Peak: 0.48 W/kg

SAR 10g (W/Kg)	0.142608
SAR 1g (W/Kg)	0.270946



MEASUREMENT 18

Type: Phone measurement (Complete)

Area scan resolution: dx=8mm,dy=8mm

Zoom scan resolution: dx=8mm, dy=8mm, dz=5mm

Date of measurement: 2014.5.8

Measurement duration: 9 minutes 31 seconds

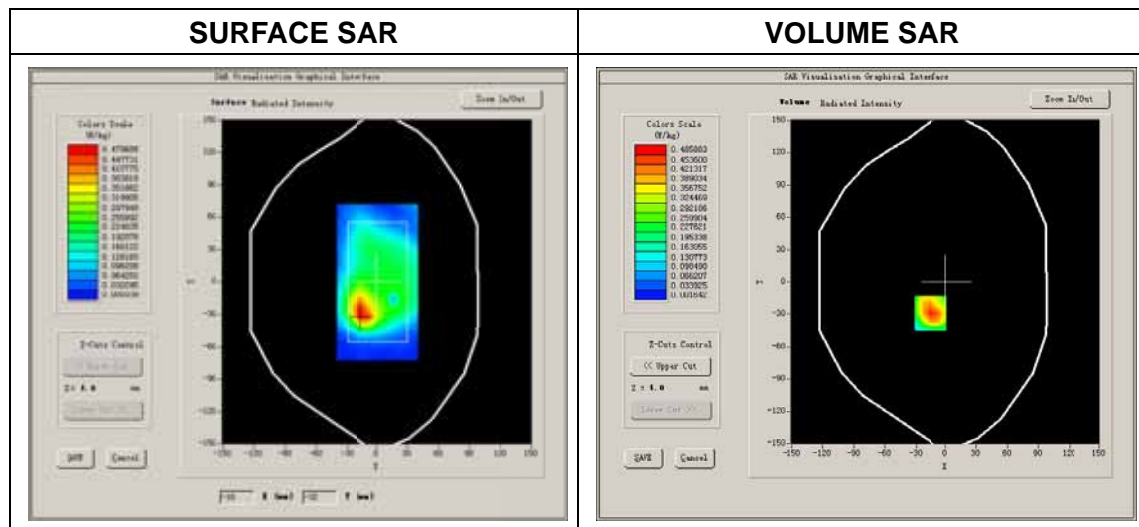
A. Experimental conditions.

Phantom File	surf_sam_plan.txt
Phantom	Flat Plane
Device Position	Body
Band	GSM1900
Channels	Low
Signal	EDGE

B. SAR Measurement Results

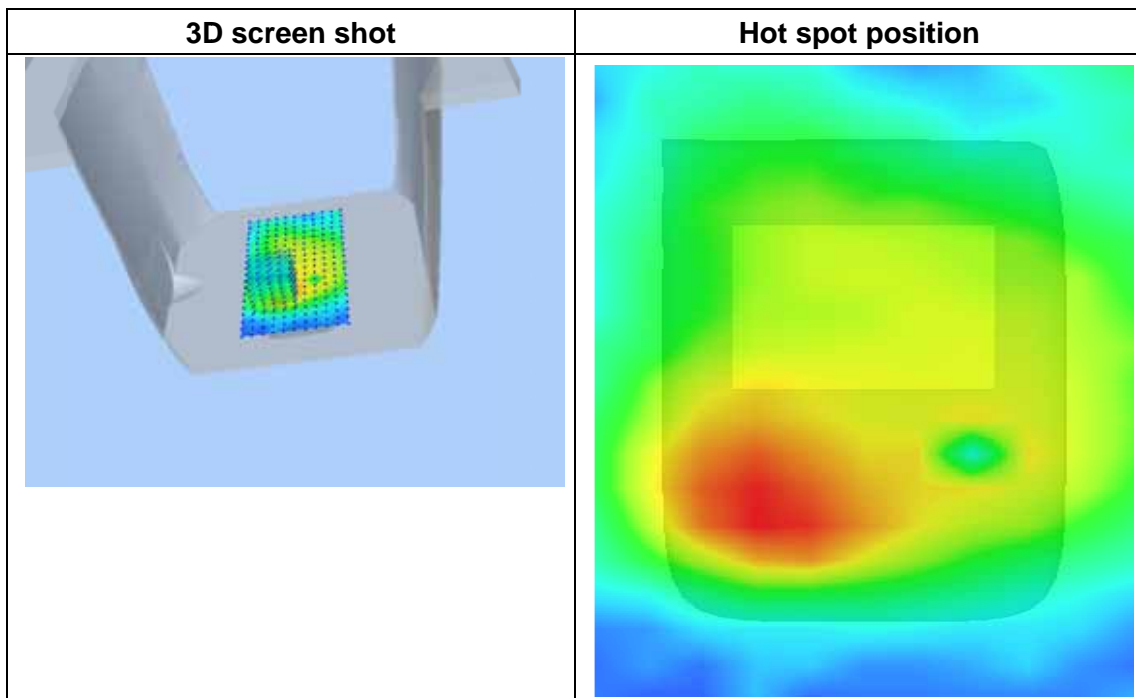
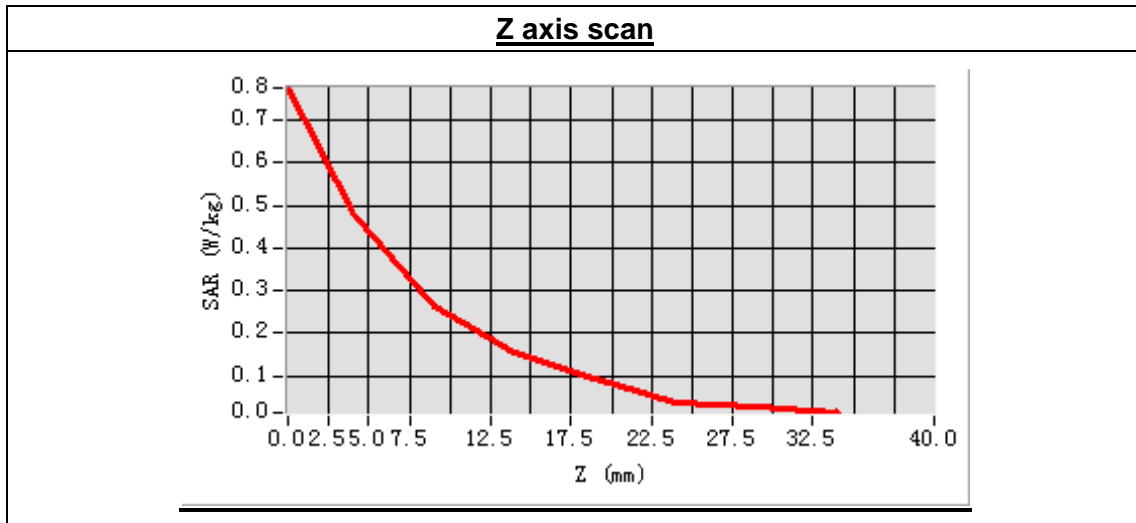
Low Band SAR (Channel 512):

Frequency (MHz)	1850.200000
Relative permittivity (real part)	53.092715
Conductivity (S/m)	1.524086
Power drift(%)	-0.250000
Ambient Temperature:	22.7°C
Liquid Temperature:	22.3°C
ConvF:	6.17
Crest factor:	1:2



Maximum location: X=-15.00, Y=-29.00
 SAR Peak: 0.78 W/kg

SAR 10g (W/Kg)	0.244034
SAR 1g (W/Kg)	0.475079



MEASUREMENT 19

Type: Phone measurement (Complete)

Area scan resolution: dx=8mm,dy=8mm

Zoom scan resolution: dx=8mm, dy=8mm, dz=5mm

Date of measurement: 2014.5.8

Measurement duration: 9 minutes 38 seconds

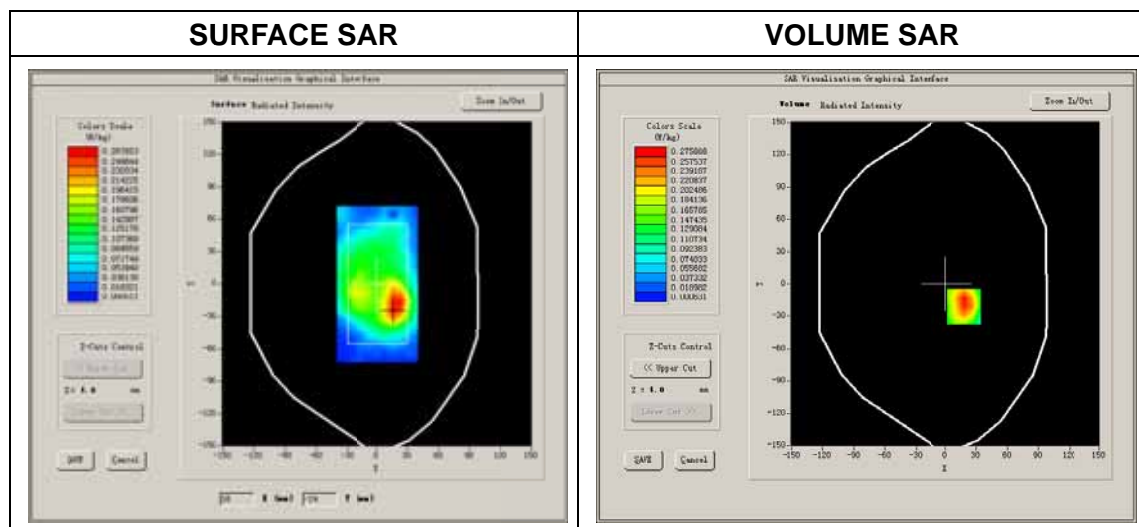
A. Experimental conditions.

Phantom File	surf_sam_plan.txt
Phantom	Flat Plane
Device Position	Body
Band	GSM1900
Channels	Low
Signal	EDGE

B. SAR Measurement Results

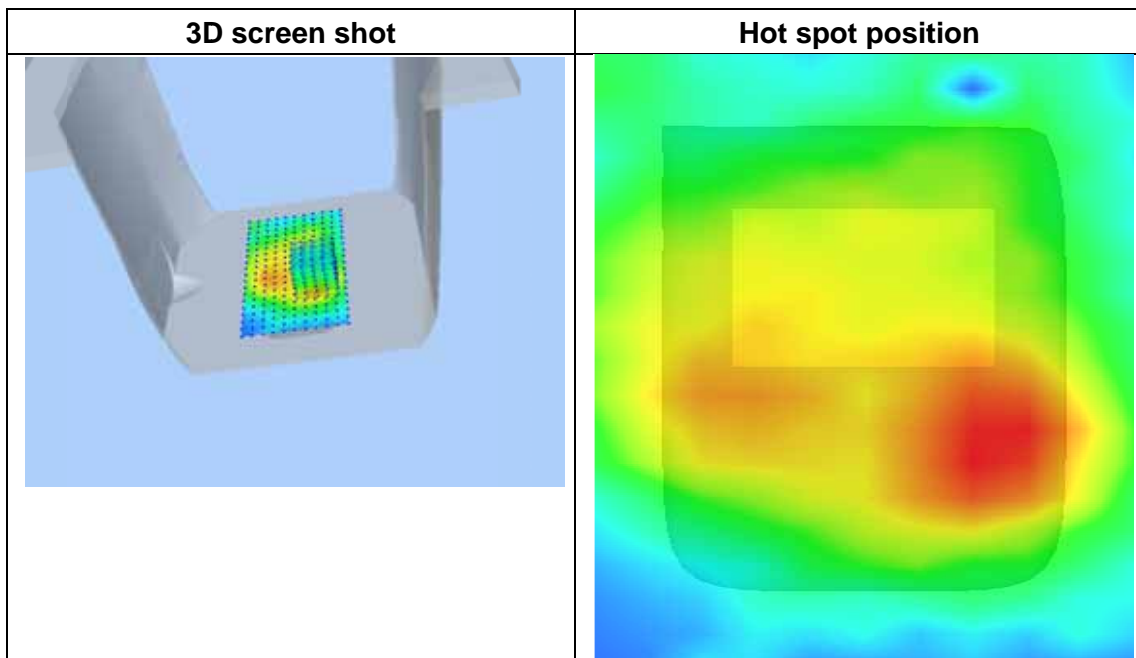
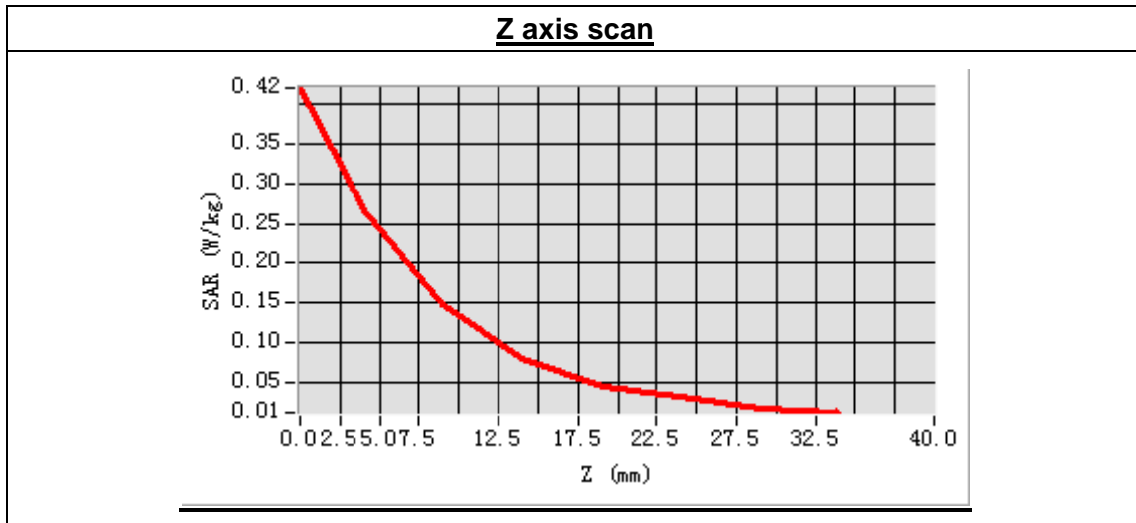
Low Band SAR (Channel 512):

Frequency (MHz)	1850.200000
Relative permittivity (real part)	53.092715
Conductivity (S/m)	1.524086
Power drift(%)	-4.490000
Ambient Temperature:	22.7°C
Liquid Temperature:	22.3°C
ConvF:	6.17
Crest factor:	1:2



Maximum location: X=18.00, Y=-21.00
 SAR Peak: 0.46 W/kg

SAR 10g (W/Kg)	0.139117
SAR 1g (W/Kg)	0.270020



MEASUREMENT 20

Type: Phone measurement (Complete)

Area scan resolution: dx=8mm,dy=8mm

Zoom scan resolution: dx=8mm, dy=8mm, dz=5mm

Date of measurement: 2014.5.8

Measurement duration: 9 minutes 34 seconds

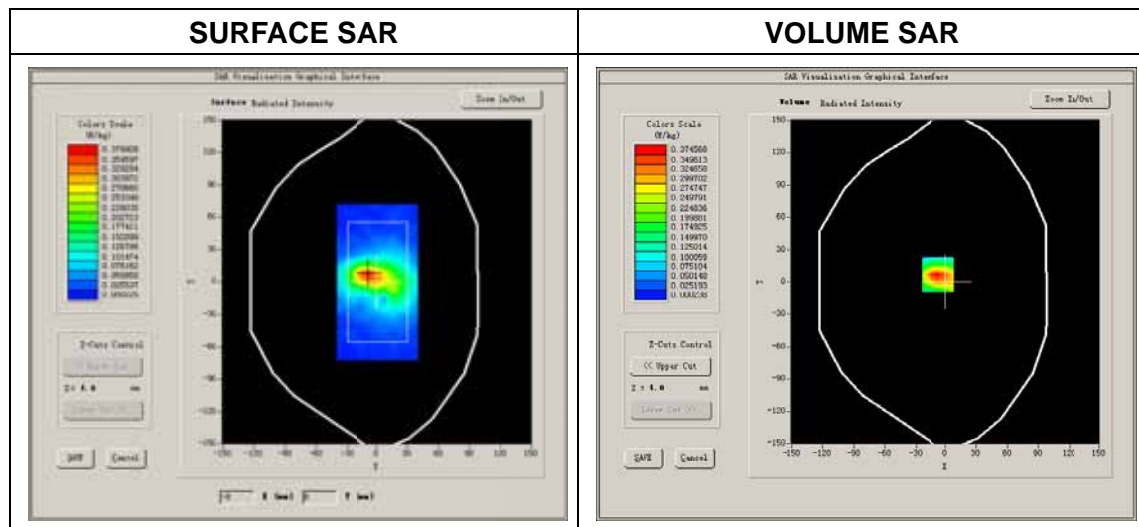
A. Experimental conditions.

Phantom File	surf_sam_plan.txt
Phantom	Flat Plane
Device Position	Body
Band	GSM1900
Channels	Low
Signal	EDGE

B. SAR Measurement Results

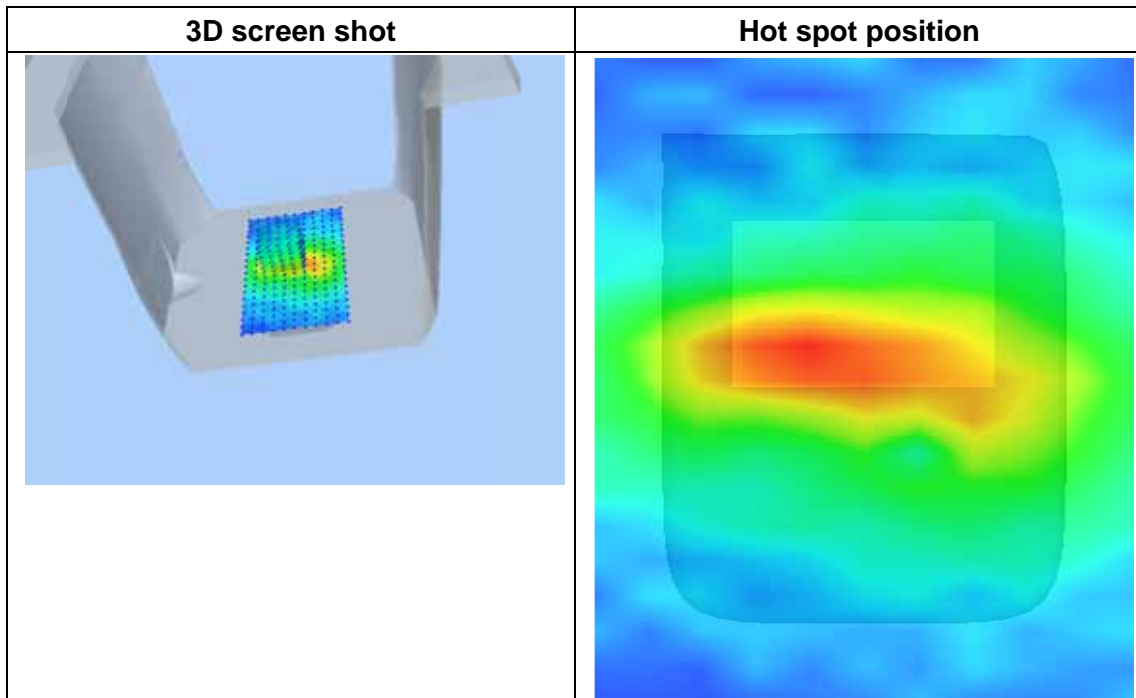
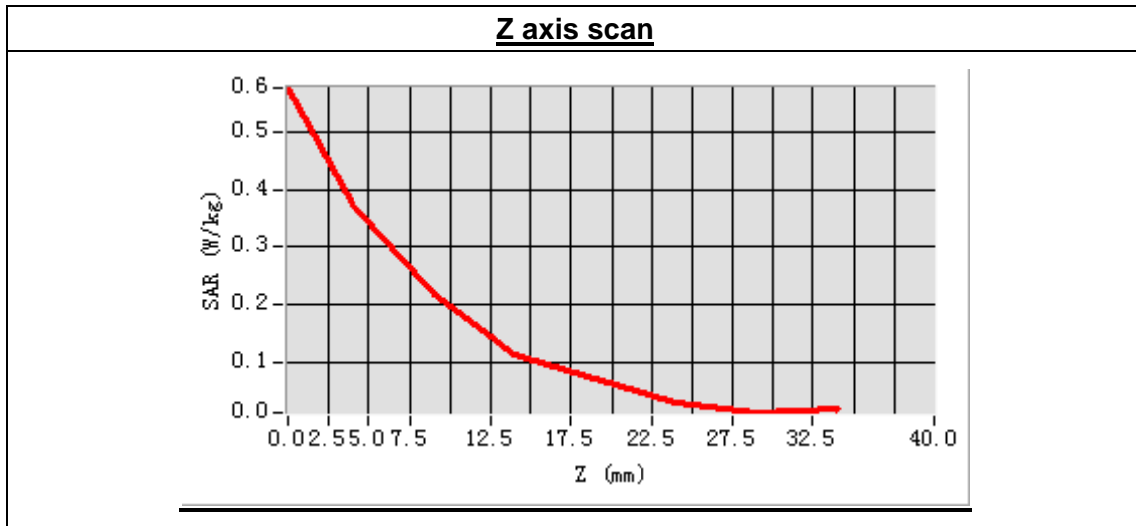
Low Band SAR (Channel 512):

Frequency (MHz)	1850.200000
Relative permittivity (real part)	53.092715
Conductivity (S/m)	1.524086
Power drift(%)	3.650000
Ambient Temperature:	22.7°C
Liquid Temperature:	22.3°C
ConvF:	6.17
Crest factor:	1:2



Maximum location: X=-8.00, Y=7.00
 SAR Peak: 0.62 W/kg

SAR 10g (W/Kg)	0.181132
SAR 1g (W/Kg)	0.364538



MEASUREMENT 21

Type: Phone measurement (Complete)

Area scan resolution: dx=8mm,dy=8mm

Zoom scan resolution: dx=8mm, dy=8mm, dz=5mm

Date of measurement: 2014.5.8

Measurement duration: 9 minutes 33 seconds

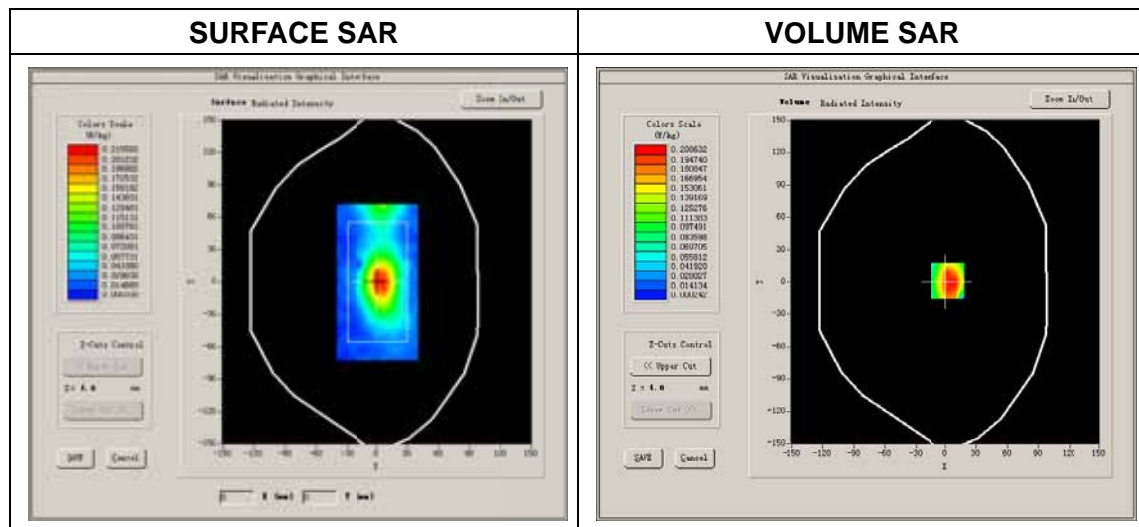
A. Experimental conditions.

Phantom File	surf_sam_plan.txt
Phantom	Flat Plane
Device Position	Body
Band	GSM1900
Channels	Low
Signal	EDGE

B. SAR Measurement Results

Low Band SAR (Channel 512):

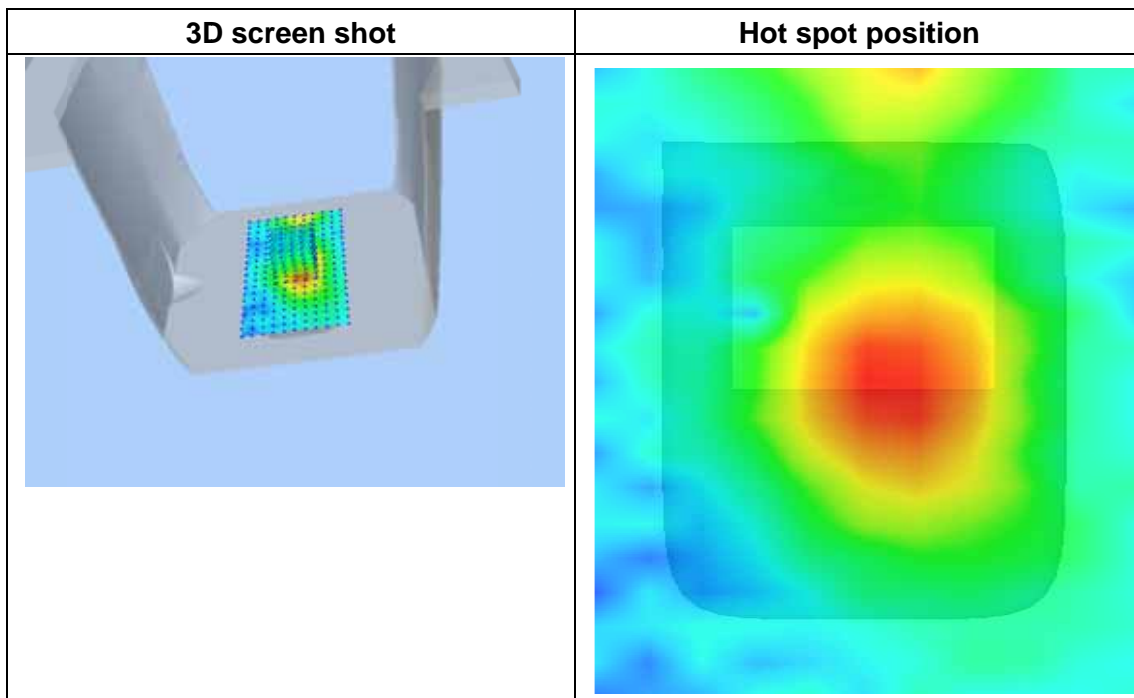
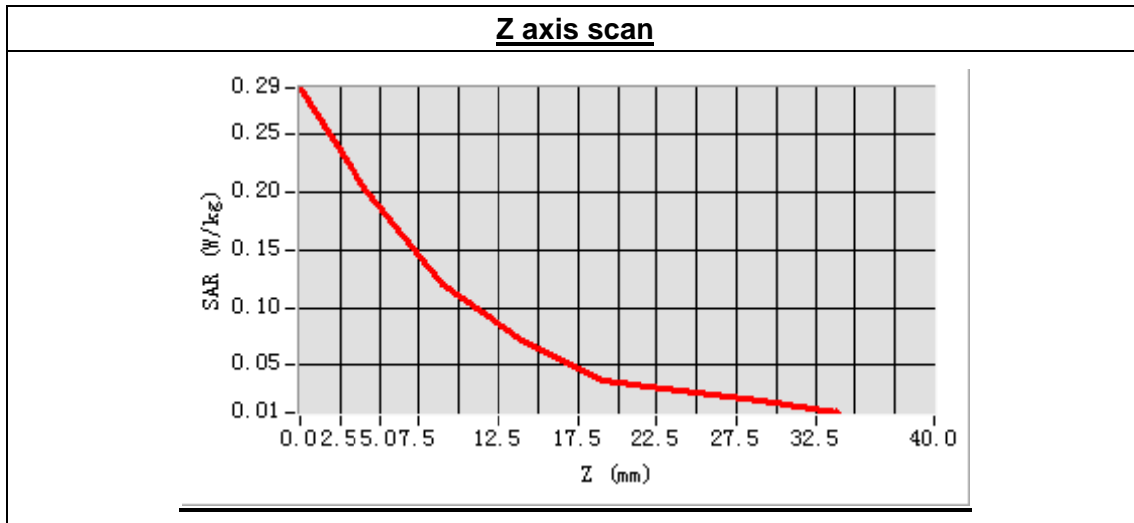
Frequency (MHz)	1850.200000
Relative permittivity (real part)	53.092715
Conductivity (S/m)	1.524086
Power drift(%)	4.800000
Ambient Temperature:	22.7°C
Liquid Temperature:	22.3°C
ConvF:	6.17
Crest factor:	1:2



Maximum location: X=2.00, Y=1.00

SAR Peak: 0.34 W/kg

SAR 10g (W/Kg)	0.110093
SAR 1g (W/Kg)	0.205871



MEASUREMENT 22

Type: Phone measurement (Complete)

Area scan resolution: dx=8mm,dy=8mm

Zoom scan resolution: dx=8mm, dy=8mm, dz=5mm

Date of measurement: 2014.5.8

Measurement duration: 9 minutes 31 seconds

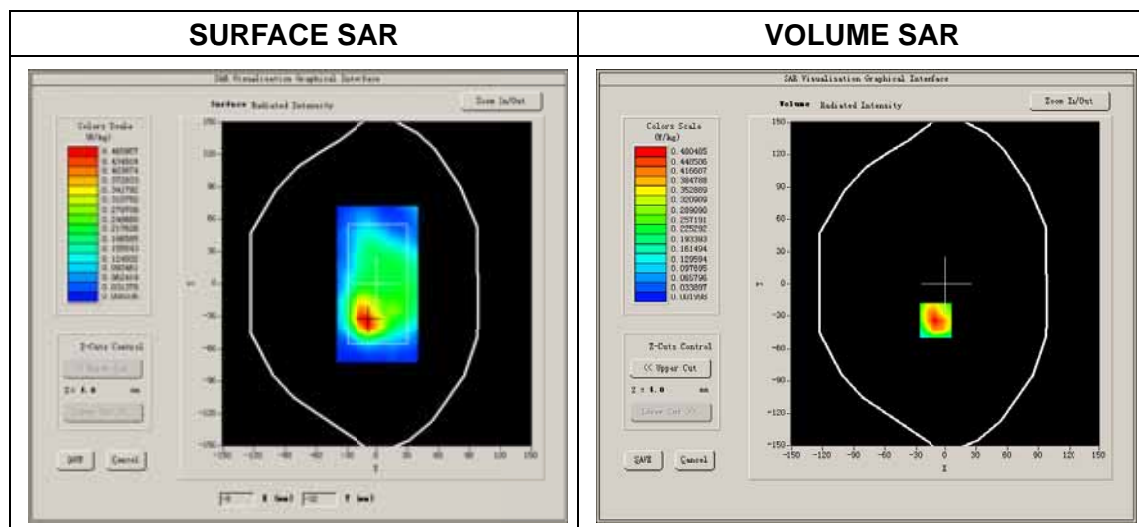
A. Experimental conditions.

Phantom File	surf_sam_plan.txt
Phantom	Flat Plane
Device Position	Body
Band	GSM1900
Channels	Middle
Signal	GPRS

B. SAR Measurement Results

Low Band SAR (Channel 512):

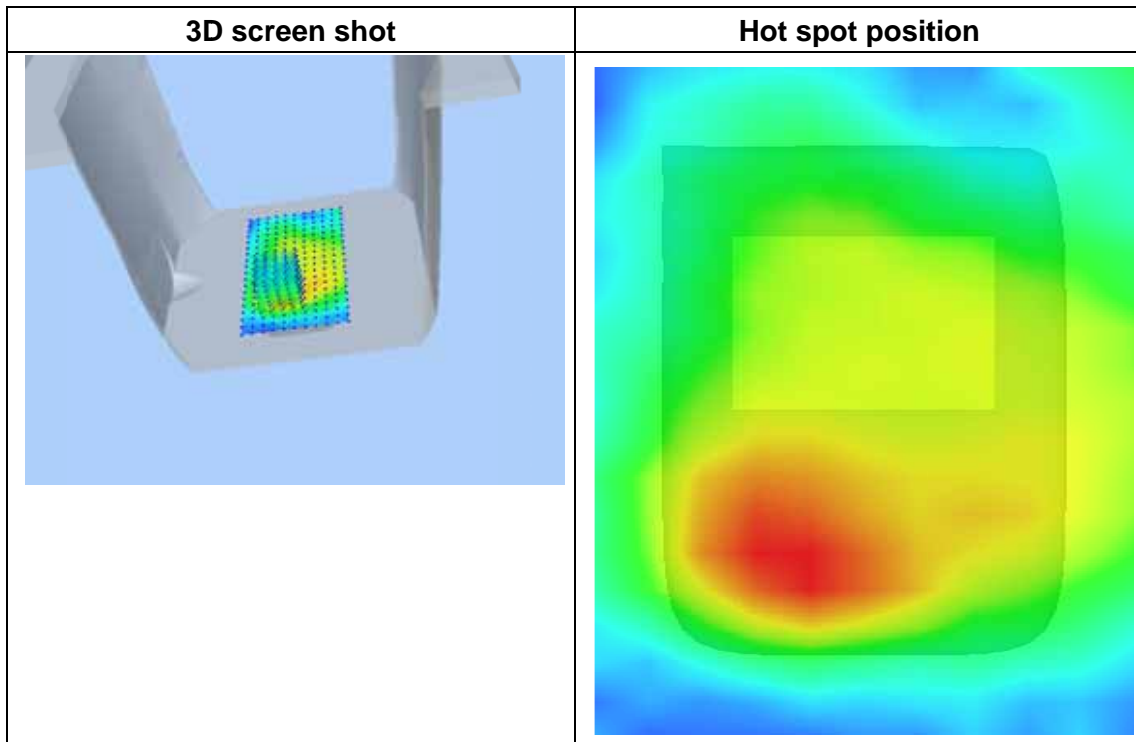
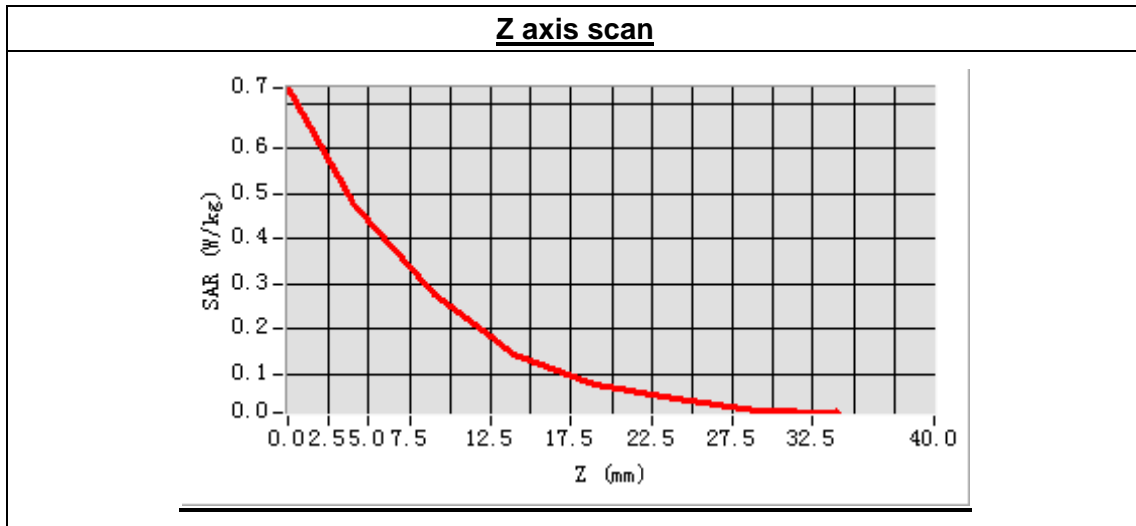
Frequency (MHz)	1850.200000
Relative permittivity (real part)	53.092715
Conductivity (S/m)	1.524086
Power drift(%)	1.570000
Ambient Temperature:	22.7°C
Liquid Temperature:	22.3°C
ConvF:	6.17
Crest factor:	1:2



Maximum location: X=-10.00, Y=-34.00

SAR Peak: 0.74 W/kg

SAR 10g (W/Kg)	0.237971
SAR 1g (W/Kg)	0.461982



MEASUREMENT 23

Type: Phone measurement (Complete)

Area scan resolution: dx=8mm,dy=8mm

Zoom scan resolution: dx=8mm, dy=8mm, dz=5mm

Date of measurement: 2014.5.6

Measurement duration: 9 minutes 29 seconds

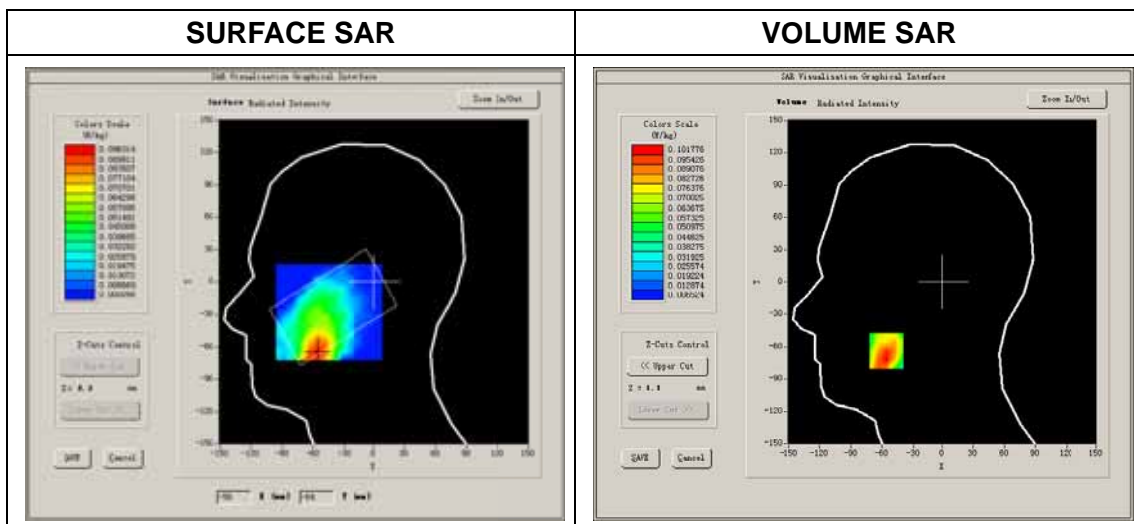
A. Experimental conditions.

Phantom File	sam_direct_droit2_surf8mm.txt
Phantom	Right head
Device Position	Cheek
Band	WCDMA850
Channels	High
Signal	CDMA

B. SAR Measurement Results

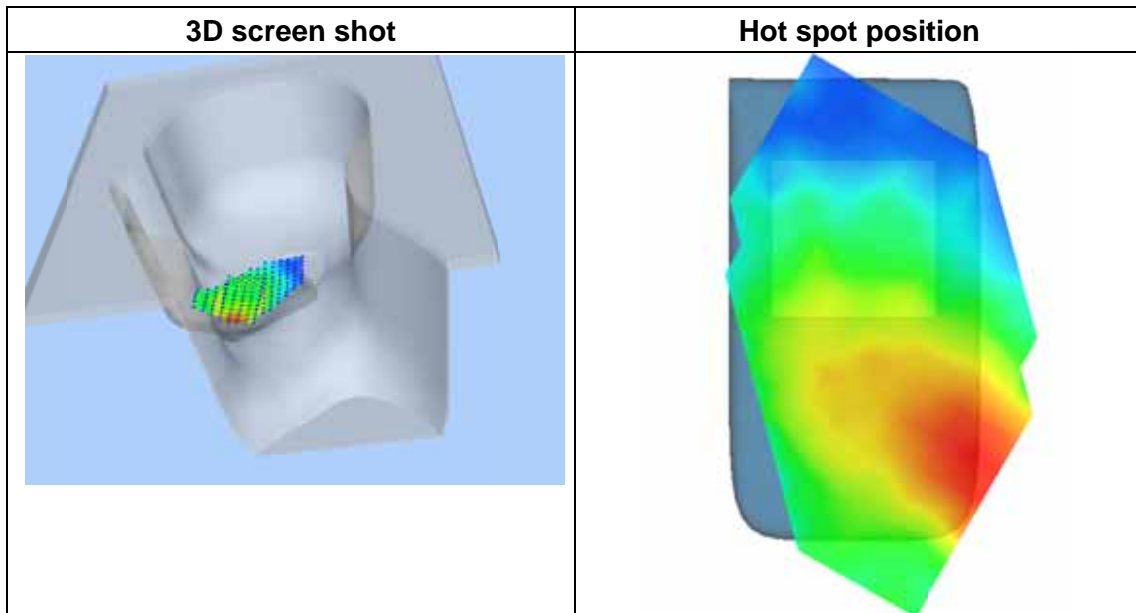
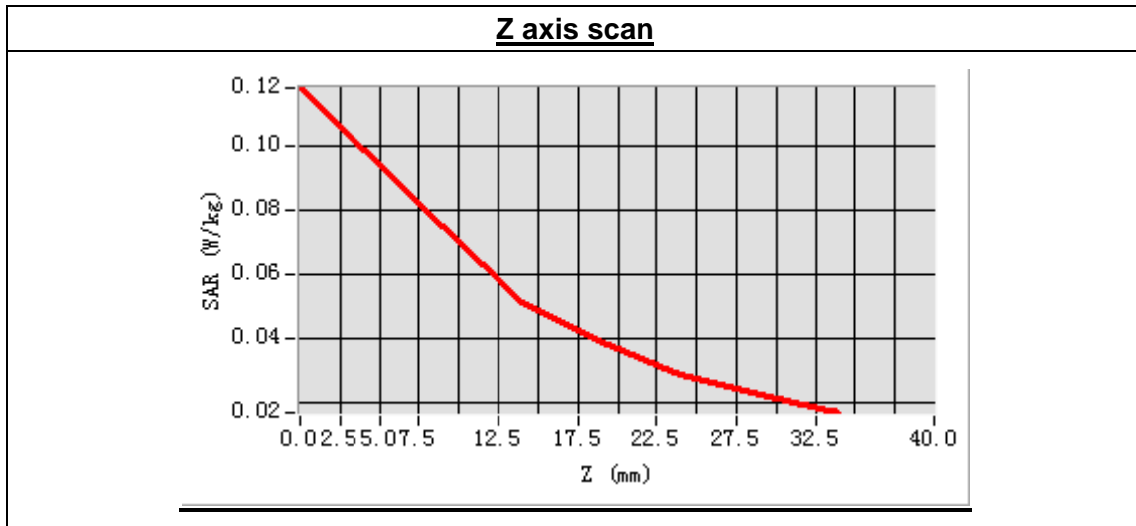
High Band SAR (Channel 4233):

Frequency (MHz)	846.600000
Relative permittivity (real part)	41.083715
Conductivity (S/m)	0.914381
Power drift (%)	3.420000
Ambient Temperature:	22.7°C
Liquid Temperature:	22.3°C
ConvF:	6.73
Crest factor:	1:1



Maximum location: X=-56.00, Y=-64.00
 SAR Peak: 0.14 W/kg

SAR 10g (W/Kg)	0.063347
SAR 1g (W/Kg)	0.096912



MEASUREMENT 24

Type: Phone measurement (Complete)

Area scan resolution: dx=8mm,dy=8mm

Zoom scan resolution: dx=8mm, dy=8mm, dz=5mm

Date of measurement: 2014.5.6

Measurement duration: 8 minutes 21 seconds

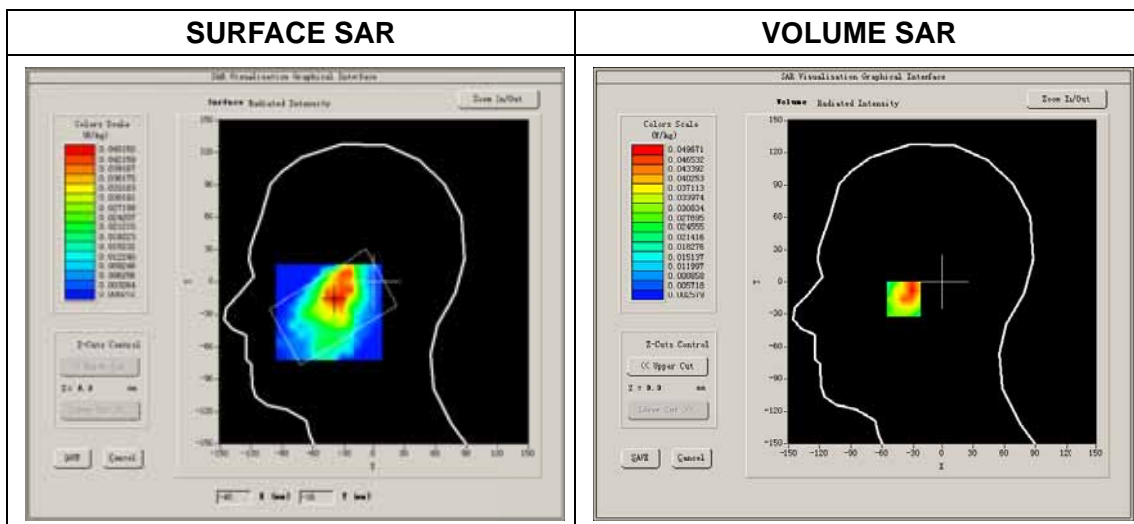
A. Experimental conditions.

Phantom File	sam_direct_droit2_surf8mm.txt
Phantom	Right head
Device Position	Tilt
Band	WCDMA850
Channels	High
Signal	CDMA

B. SAR Measurement Results

High Band SAR (Channel 4233):

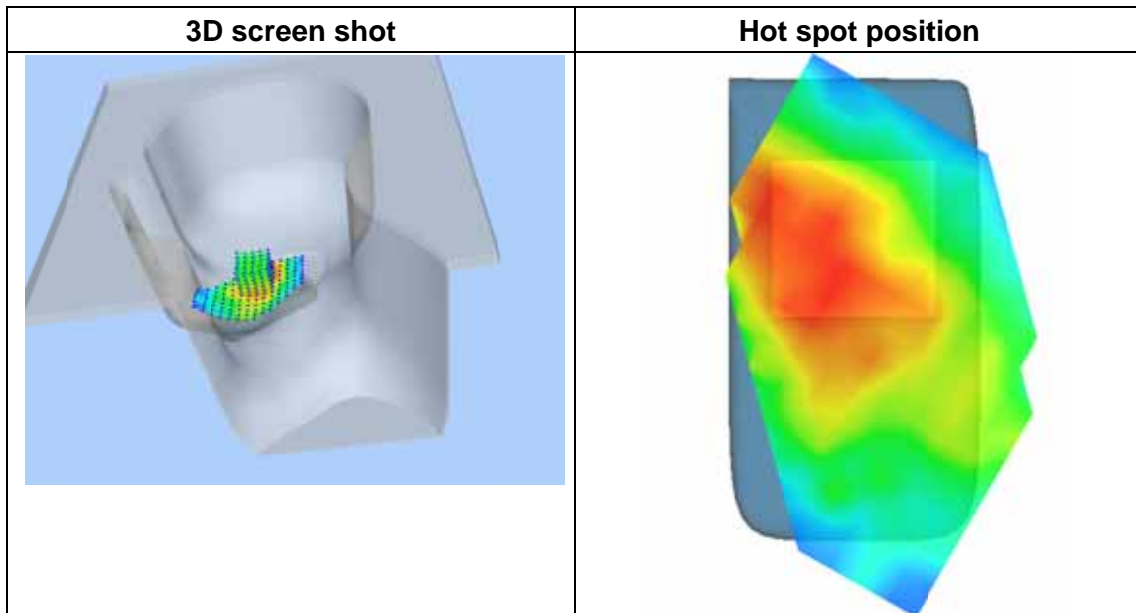
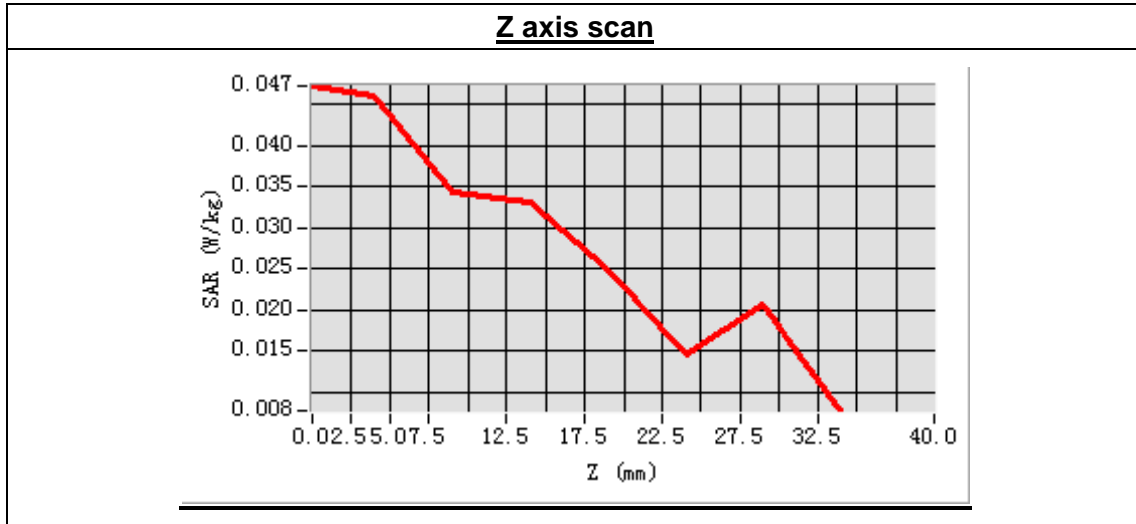
Frequency (MHz)	846.600000
Relative permittivity (real part)	41.083715
Conductivity (S/m)	0.914381
Power drift (%)	-1.600000
Ambient Temperature:	22.7°C
Liquid Temperature:	22.3°C
ConvF:	6.73
Crest factor:	1:1



Maximum location: X=-39.00, Y=-16.00

SAR Peak: 0.07 W/kg

SAR 10g (W/Kg)	0.033294
SAR 1g (W/Kg)	0.046490



MEASUREMENT 25

Type: Phone measurement (Complete)

Area scan resolution: dx=8mm,dy=8mm

Zoom scan resolution: dx=8mm, dy=8mm, dz=5mm

Date of measurement: 2014.5.6

Measurement duration: 9 minutes 40 seconds

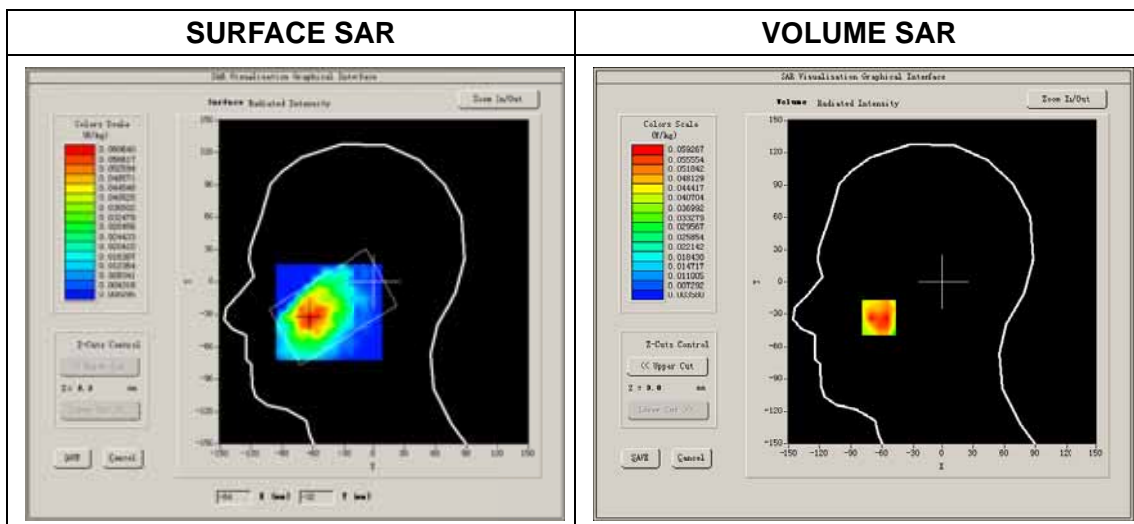
A. Experimental conditions.

Phantom File	sam_direct_droit2_surf8mm.txt
Phantom	Left head
Device Position	Cheek
Band	WCDMA850
Channels	High
Signal	CDMA

B. SAR Measurement Results

High Band SAR (Channel 4233):

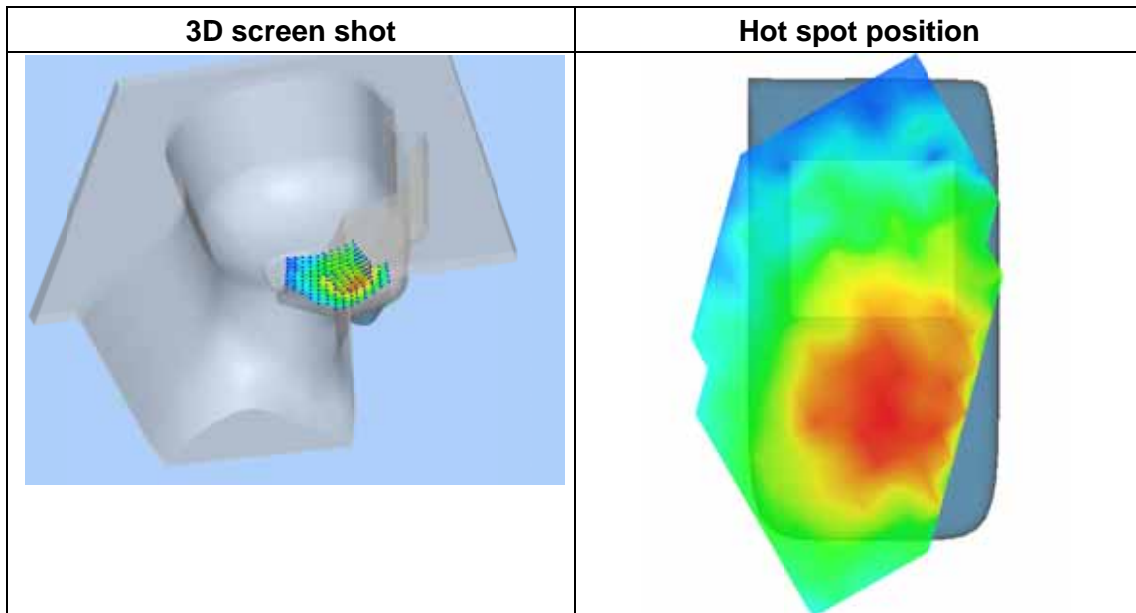
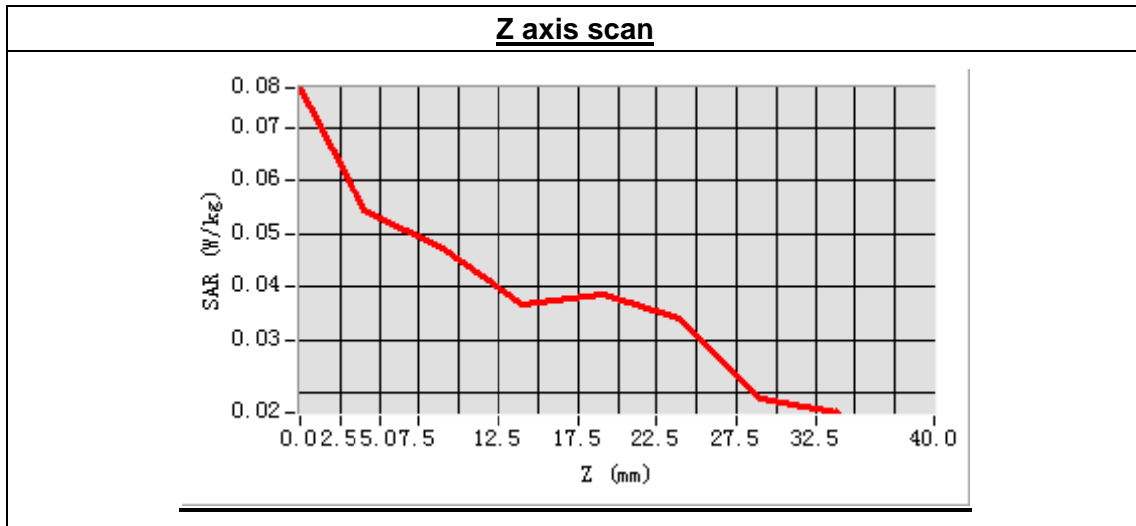
Frequency (MHz)	846.600000
Relative permittivity (real part)	41.083715
Conductivity (S/m)	0.914381
Power drift (%)	3.400000
Ambient Temperature:	22.7°C
Liquid Temperature:	22.3°C
ConvF:	6.73
Crest factor:	1:1



Maximum location: X=-63.00, Y=-33.00

SAR Peak: 0.08 W/kg

SAR 10g (W/Kg)	0.043537
SAR 1g (W/Kg)	0.058290



MEASUREMENT 26

Type: Phone measurement (Complete)

Area scan resolution: dx=8mm,dy=8mm

Zoom scan resolution: dx=8mm, dy=8mm, dz=5mm

Date of measurement: 2014.5.6

Measurement duration: 8 minutes 12 seconds

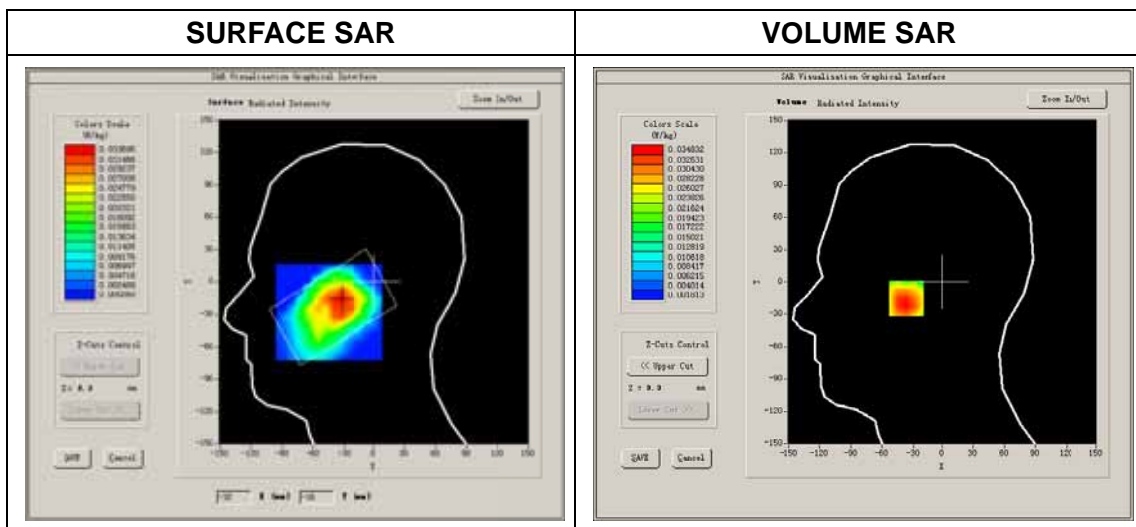
A. Experimental conditions.

Phantom File	sam_direct_droit2_surf8mm.txt
Phantom	Left head
Device Position	Tilt
Band	WCDMA850
Channels	High
Signal	CDMA

B. SAR Measurement Results

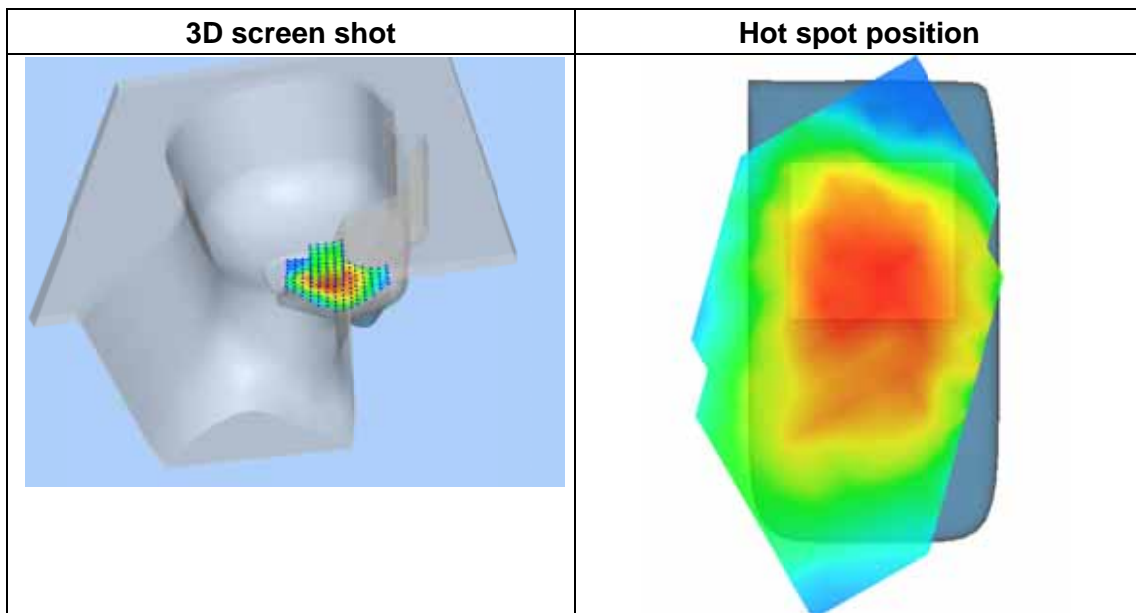
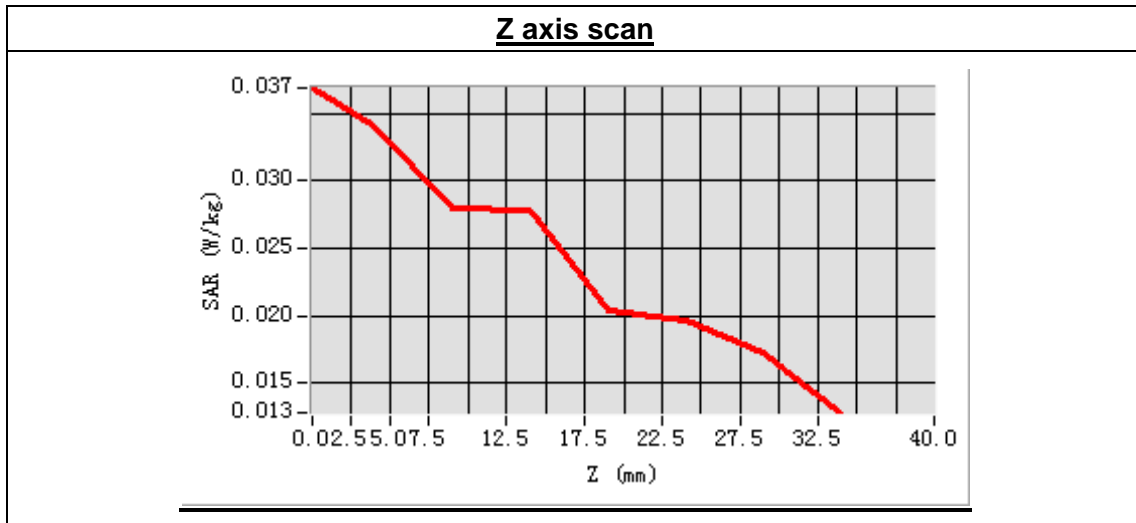
High Band SAR (Channel 4233):

Frequency (MHz)	846.600000
Relative permittivity (real part)	41.083715
Conductivity (S/m)	0.914381
Power drift (%)	-2.830000
Ambient Temperature:	22.7°C
Liquid Temperature:	22.3°C
ConvF:	6.73
Crest factor:	1:1



Maximum location: X=-33.00, Y=-15.00
 SAR Peak: 0.04 W/kg

SAR 10g (W/Kg)	0.026427
SAR 1g (W/Kg)	0.033941



MEASUREMENT 27

Type: Phone measurement (Complete)

Area scan resolution: dx=8mm,dy=8mm

Zoom scan resolution: dx=8mm, dy=8mm, dz=5mm

Date of measurement: 2014.5.6

Measurement duration: 9 minutes 36 seconds

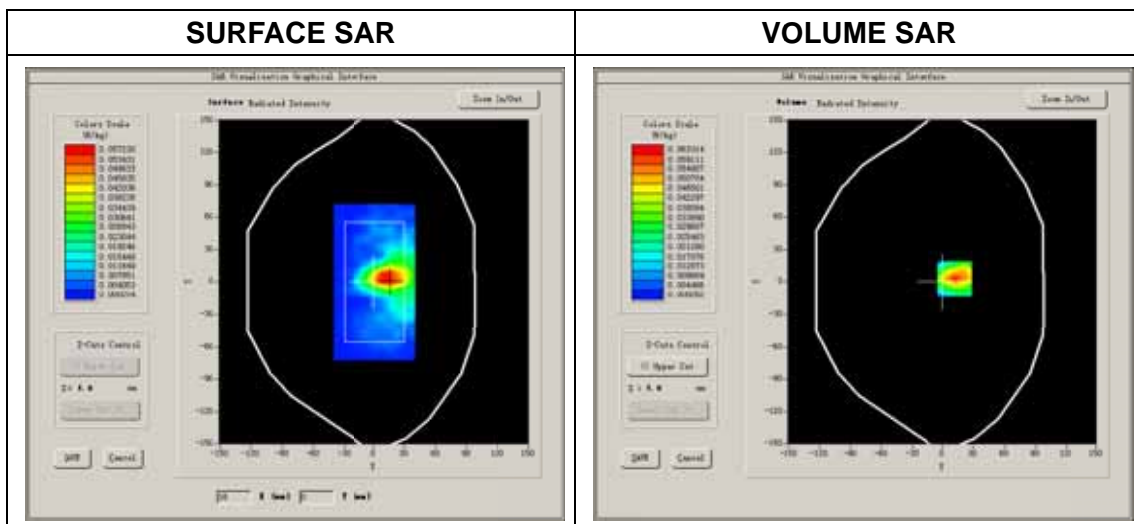
A. Experimental conditions.

Phantom File	surf_sam_plan.txt
Phantom	Validation plane
Device Position	Body
Band	WCDMA850
Channels	High
Signal	CDMA

B. SAR Measurement Results

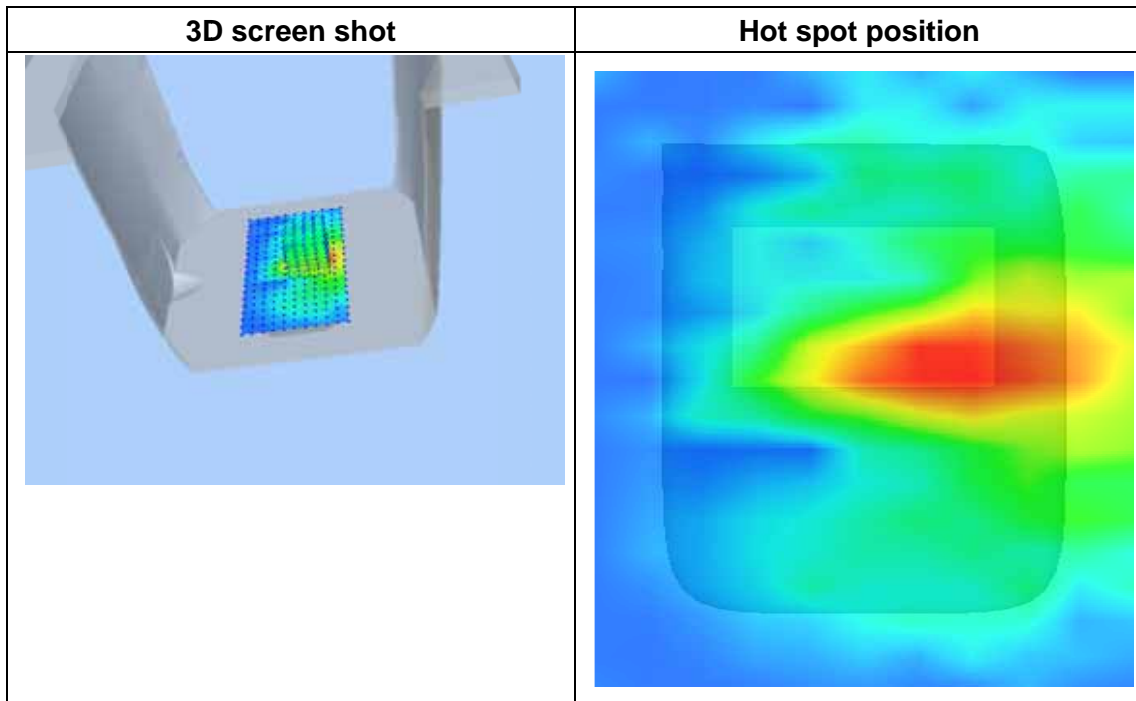
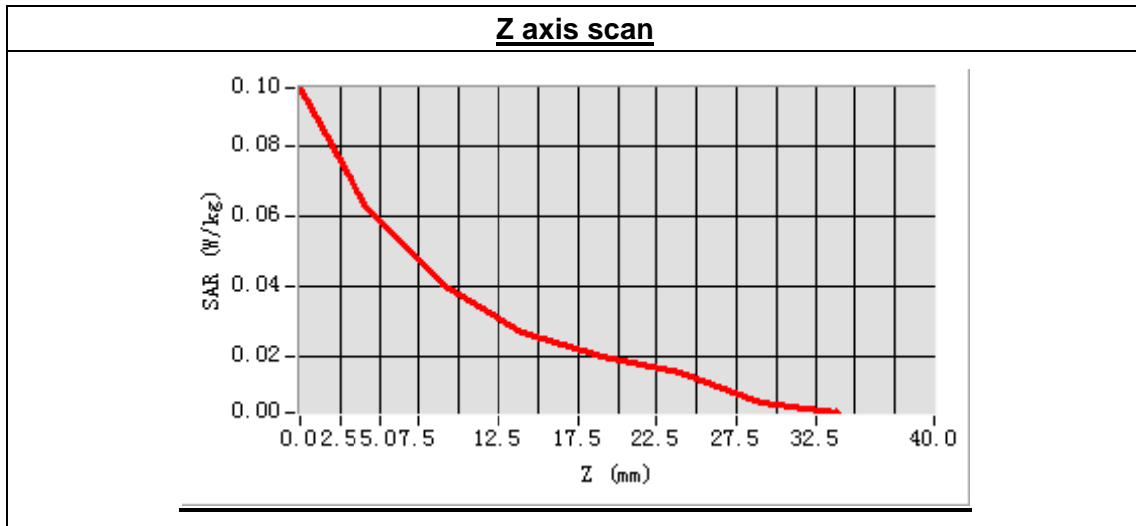
High Band SAR (Channel 4233):

Frequency (MHz)	846.600000
Relative permittivity (real part)	55.431852
Conductivity (S/m)	0.953726
Power drift (%)	-1.950000
Ambient Temperature:	22.7°C
Liquid Temperature:	22.3°C
ConvF:	6.99
Crest factor:	1:1



Maximum location: X=12.00, Y=3.00
 SAR Peak: 0.10 W/kg

SAR 10g (W/Kg)	0.036368
SAR 1g (W/Kg)	0.063287



MEASUREMENT 28

Type: Phone measurement (Complete)

Area scan resolution: dx=8mm,dy=8mm

Zoom scan resolution: dx=8mm, dy=8mm, dz=5mm

Date of measurement: 2014.5.6

Measurement duration: 9 minutes 30 seconds

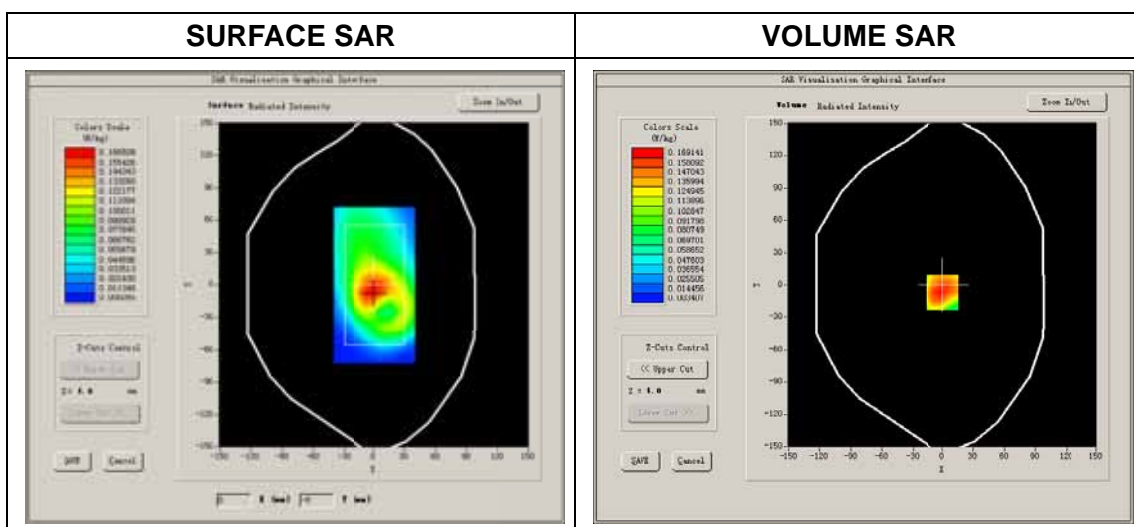
A. Experimental conditions.

Phantom File	surf_sam_plan.txt
Phantom	Validation plane
Device Position	Body
Band	WCDMA850
Channels	High
Signal	CDMA

B. SAR Measurement Results

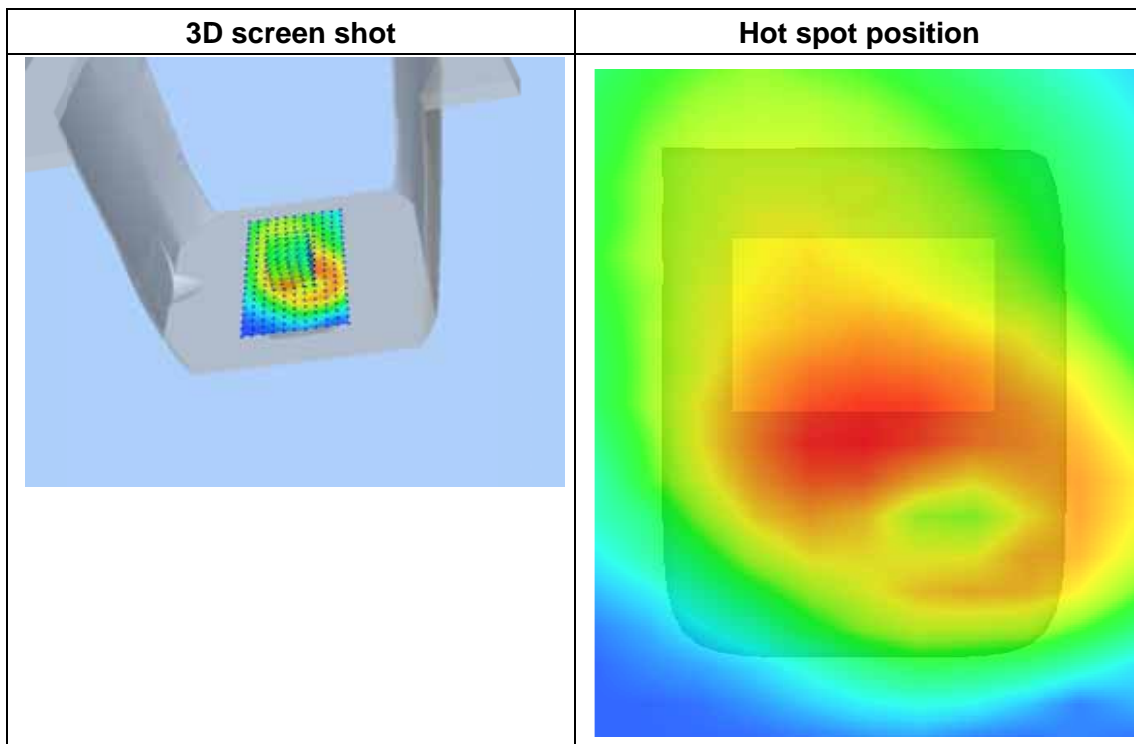
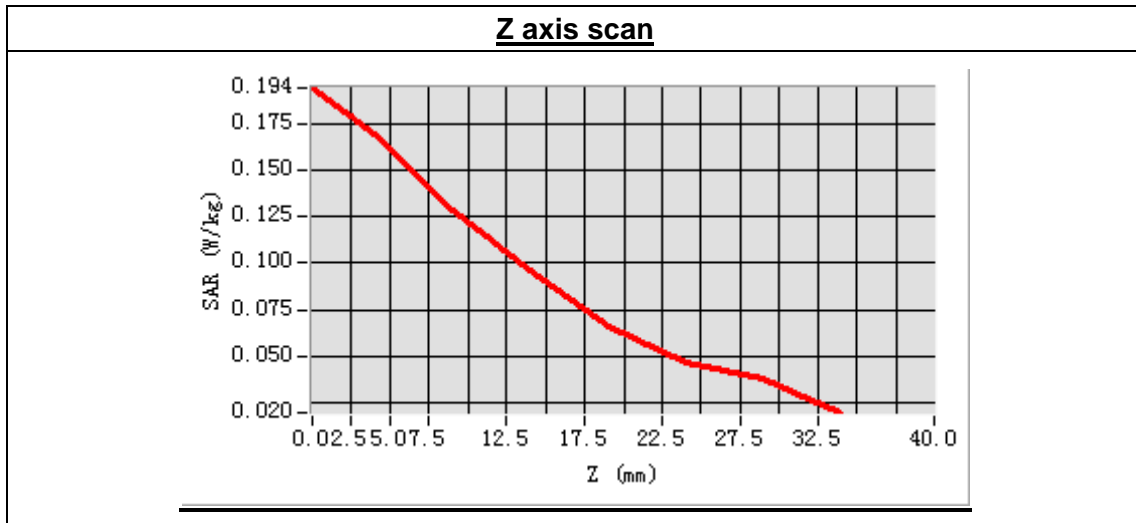
High Band SAR (Channel 4233):

Frequency (MHz)	846.600000
Relative permittivity (real part)	55.431852
Conductivity (S/m)	0.953726
Power drift (%)	3.860000
Ambient Temperature:	22.7°C
Liquid Temperature:	22.3°C
ConvF:	6.99
Crest factor:	1:1



Maximum location: X=-1.00, Y=-7.00
 SAR Peak: 0.23 W/kg

SAR 10g (W/Kg)	0.124036
SAR 1g (W/Kg)	0.172590



MEASUREMENT 29

Type: Phone measurement (Complete)

Area scan resolution: dx=8mm,dy=8mm

Zoom scan resolution: dx=8mm, dy=8mm, dz=5mm

Date of measurement: 2014.5.6

Measurement duration: 9 minutes 33 seconds

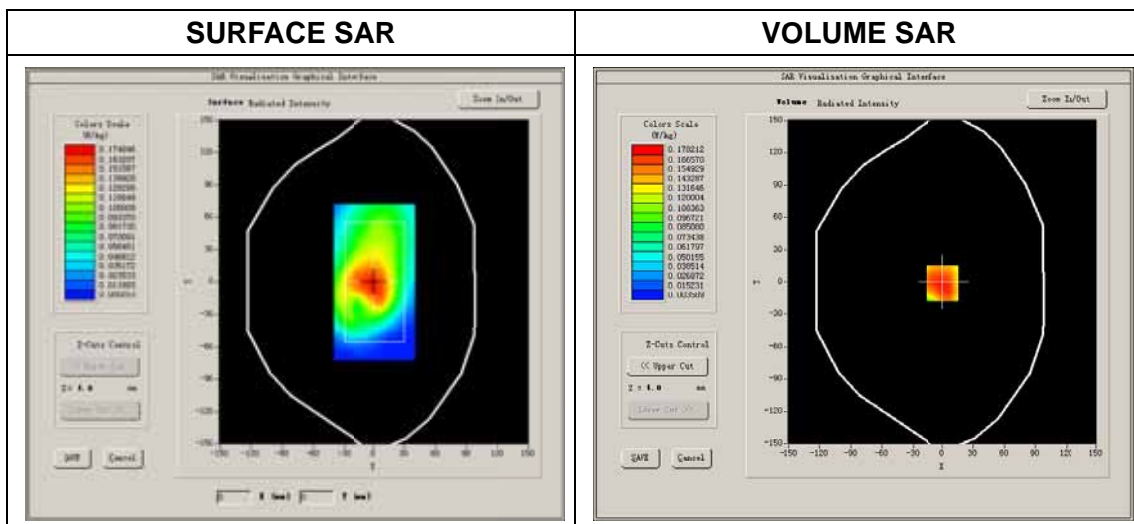
A. Experimental conditions.

Phantom File	surf_sam_plan.txt
Phantom	Validation plane
Device Position	Body
Band	WCDMA850
Channels	High
Signal	CDMA

B. SAR Measurement Results

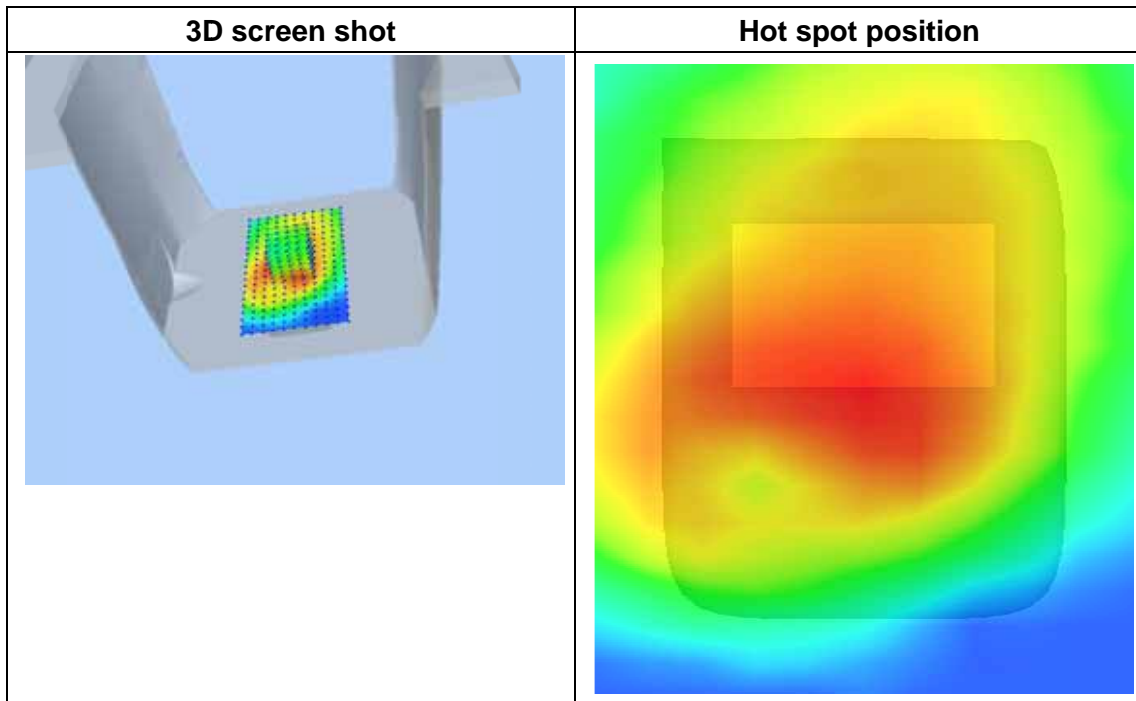
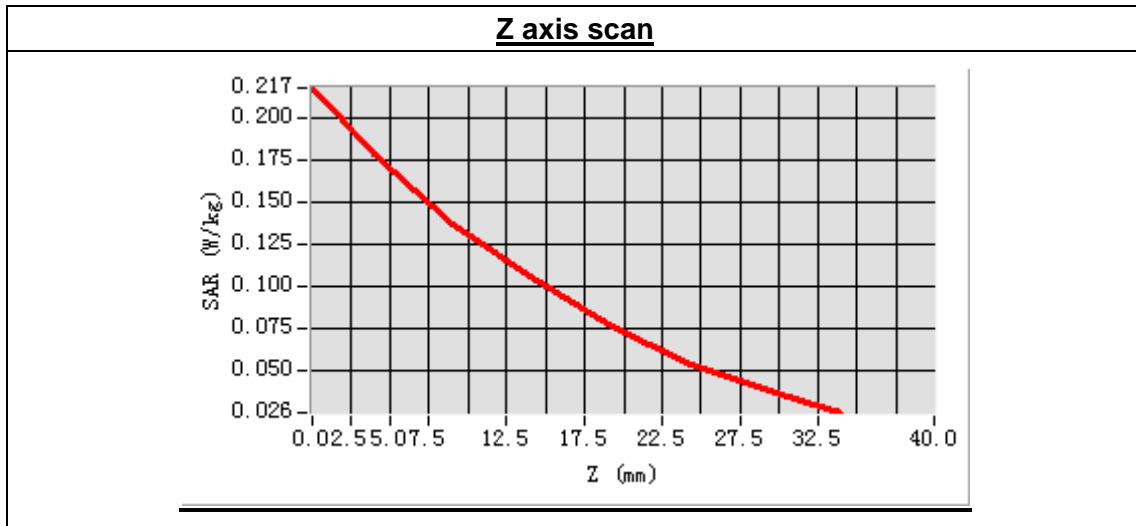
High Band SAR (Channel 4233):

Frequency (MHz)	846.600000
Relative permittivity (real part)	55.431852
Conductivity (S/m)	0.953726
Power drift (%)	-0.830000
Ambient Temperature:	22.7°C
Liquid Temperature:	22.3°C
ConvF:	6.99
Crest factor:	1:1



Maximum location: X=-1.00, Y=-1.00
 SAR Peak: 0.25 W/kg

SAR 10g (W/Kg)	0.135308
SAR 1g (W/Kg)	0.186869



MEASUREMENT 30

Type: Phone measurement (Complete)

Area scan resolution: dx=8mm,dy=8mm

Zoom scan resolution: dx=8mm, dy=8mm, dz=5mm

Date of measurement: 2014.5.6

Measurement duration: 9 minutes 29 seconds

A. Experimental conditions.

Phantom File	surf_sam_plan.txt
Phantom	Validation plane
Device Position	Body
Band	WCDMA850
Channels	High
Signal	CDMA

B. SAR Measurement Results

High Band SAR (Channel 4233):

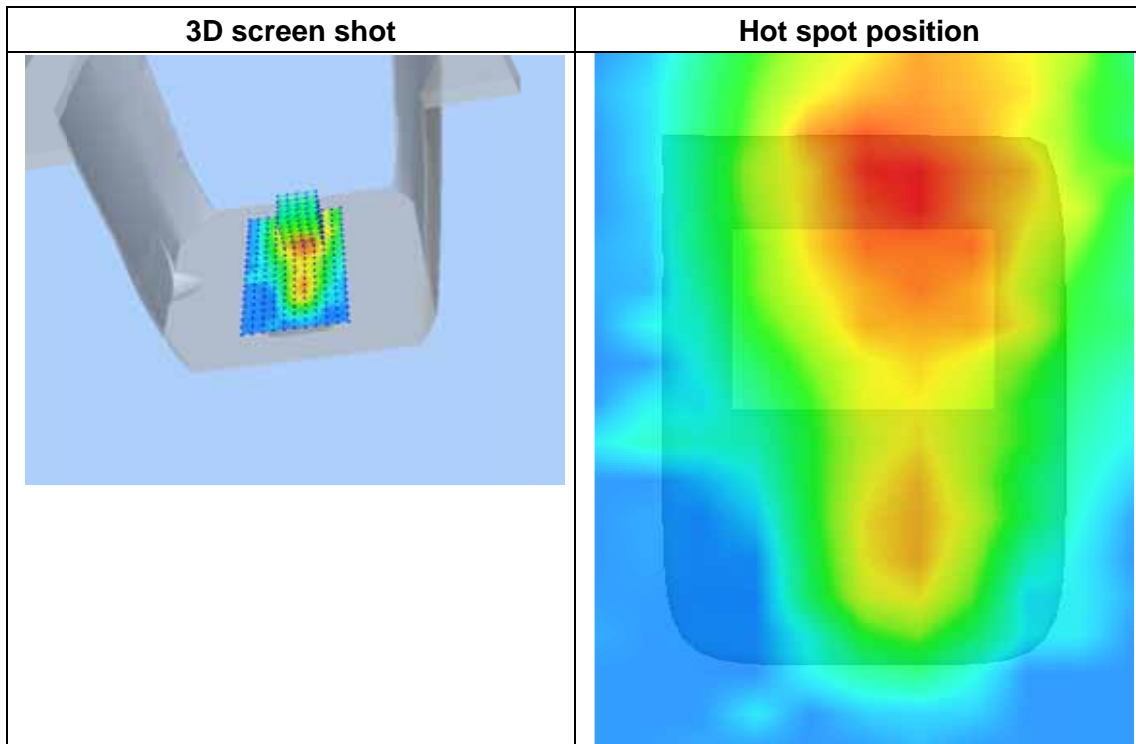
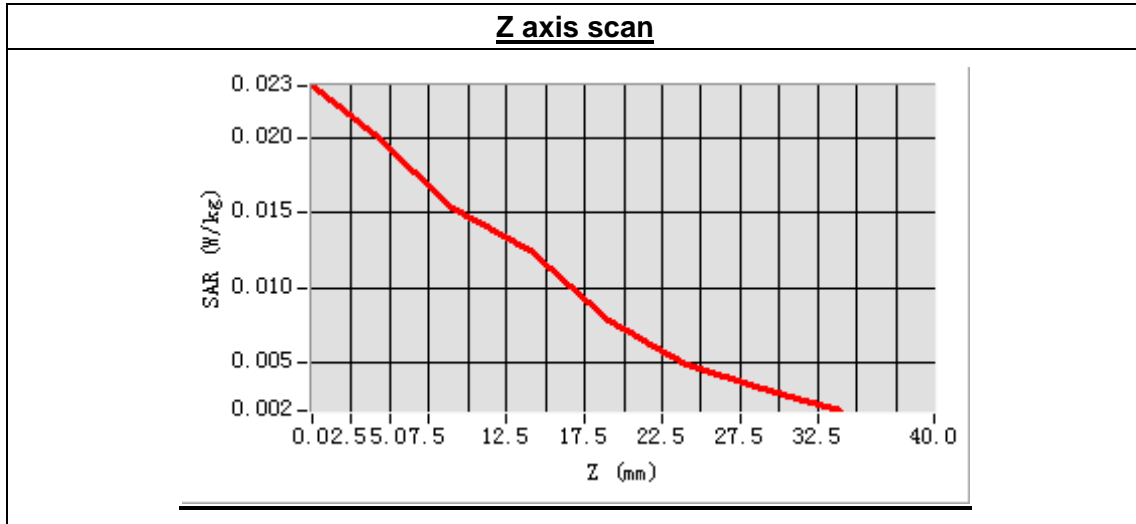
Frequency (MHz)	846.600000
Relative permittivity (real part)	55.431852
Conductivity (S/m)	0.953726
Power drift (%)	-2.720000
Ambient Temperature:	22.7°C
Liquid Temperature:	22.3°C
ConvF:	6.99
Crest factor:	1:1



Maximum location: X=7.00, Y=43.00

SAR Peak: 0.04 W/kg

SAR 10g (W/Kg)	0.014341
SAR 1g (W/Kg)	0.023179



MEASUREMENT 31

Type: Phone measurement (Complete)

Area scan resolution: dx=8mm,dy=8mm

Zoom scan resolution: dx=8mm, dy=8mm, dz=5mm

Date of measurement: 2014.5.8

Measurement duration: 9 minutes 7 seconds

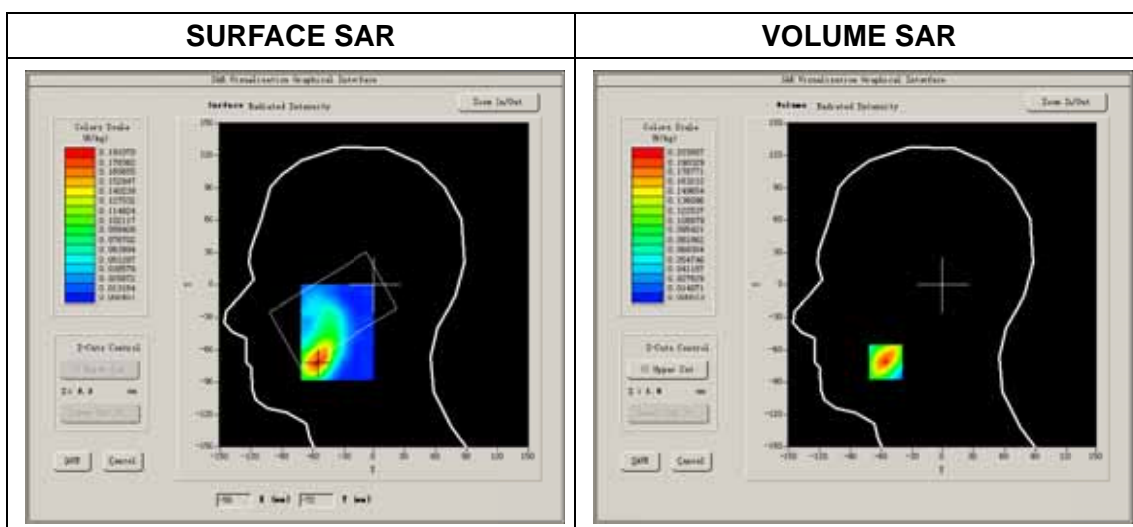
A. Experimental conditions.

Phantom File	sam_direct_droit2_surf8mm.txt
Phantom	Right head
Device Position	Cheek
Band	WCDMA1900
Channels	Middle
Signal	CDMA

B. SAR Measurement Results

Middle Band SAR (Channel 9400):

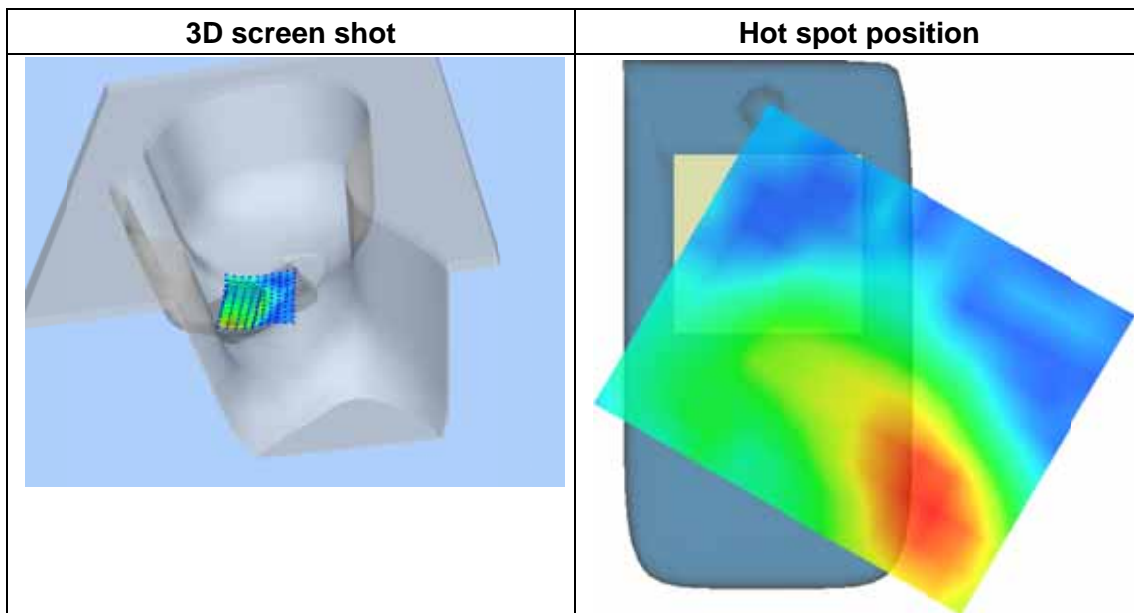
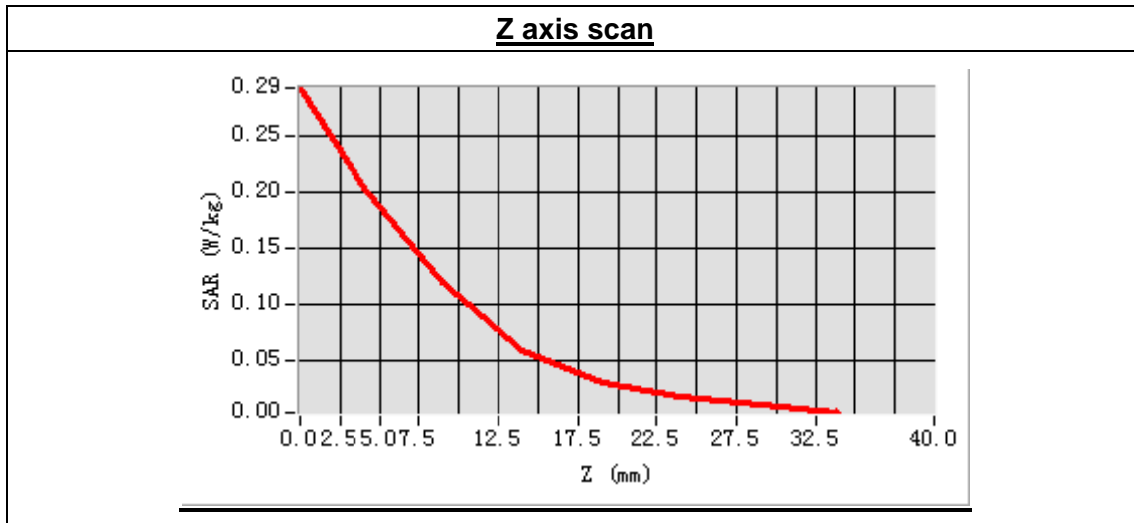
Frequency (MHz)	1880.000000
Relative permittivity (real part)	40.114286
Conductivity (S/m)	1.408273
Power drift (%)	3.490000
Ambient Temperature:	22.7°C
Liquid Temperature:	22.3°C
ConvF:	6.00
Crest factor:	1:1



Maximum location: X=-56.00, Y=-71.00

SAR Peak: 0.32 W/kg

SAR 10g (W/Kg)	0.094326
SAR 1g (W/Kg)	0.184277



MEASUREMENT 32

Type: Phone measurement (Complete)

Area scan resolution: dx=8mm,dy=8mm

Zoom scan resolution: dx=8mm, dy=8mm, dz=5mm

Date of measurement: 2014.5.8

Measurement duration: 7 minutes 52 seconds

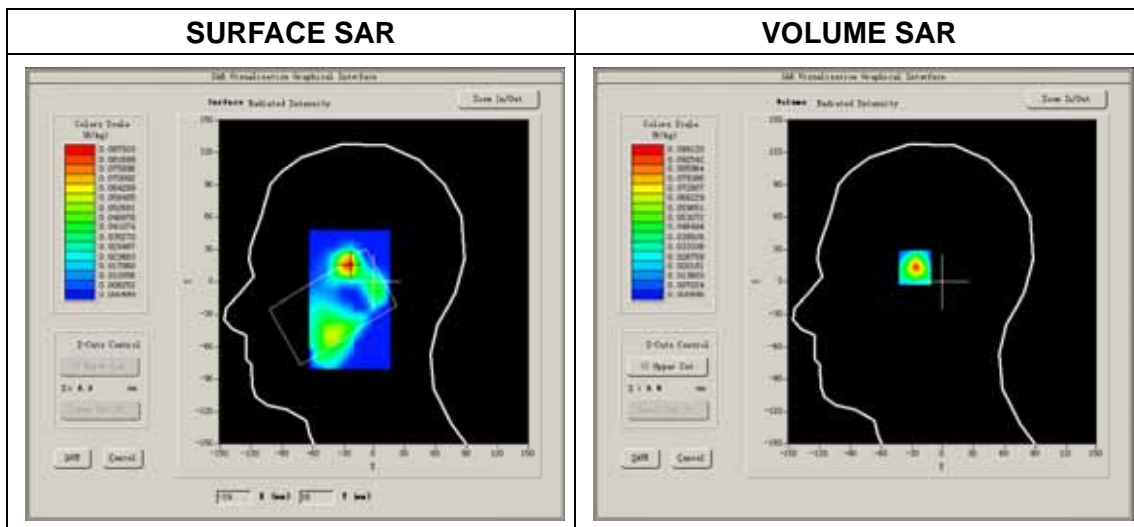
A. Experimental conditions.

Phantom File	sam_direct_droit2_surf8mm.txt
Phantom	Right head
Device Position	Tilt
Band	WCDMA1900
Channels	Middle
Signal	CDMA

B. SAR Measurement Results

Middle Band SAR (Channel 9400):

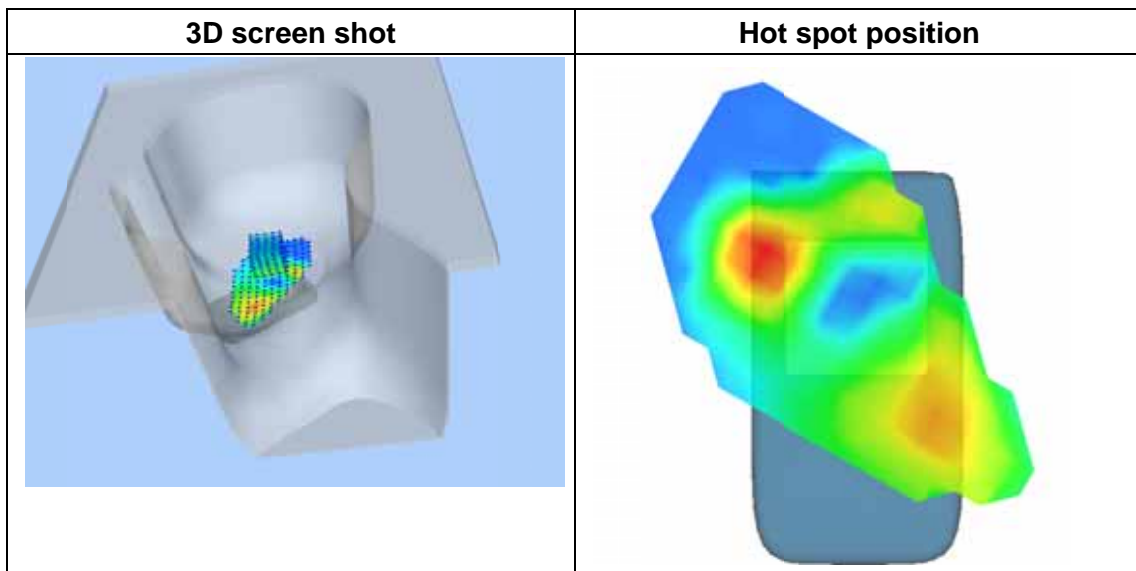
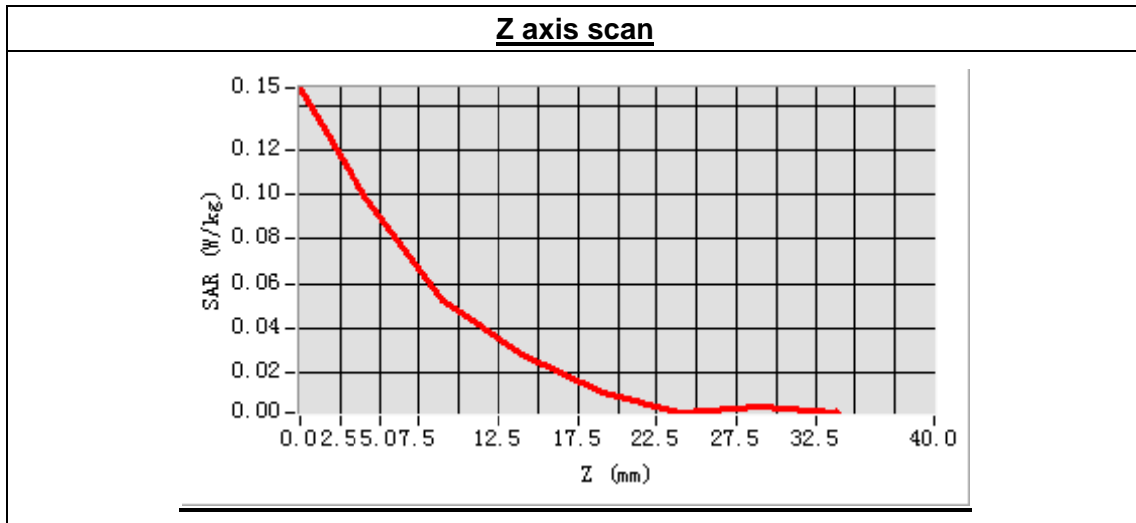
Frequency (MHz)	1880.000000
Relative permittivity (real part)	40.114286
Conductivity (S/m)	1.408273
Power drift (%)	-2.770000
Ambient Temperature:	22.7°C
Liquid Temperature:	22.3°C
ConvF:	6.00
Crest factor:	1:1



Maximum location: X=-26.00, Y=16.00

SAR Peak: 0.15 W/kg

SAR 10g (W/Kg)	0.035716
SAR 1g (W/Kg)	0.084590



MEASUREMENT 33

Type: Phone measurement (Complete)

Area scan resolution: dx=8mm,dy=8mm

Zoom scan resolution: dx=8mm, dy=8mm, dz=5mm

Date of measurement: 2014.5.8

Measurement duration: 8 minutes 46 seconds

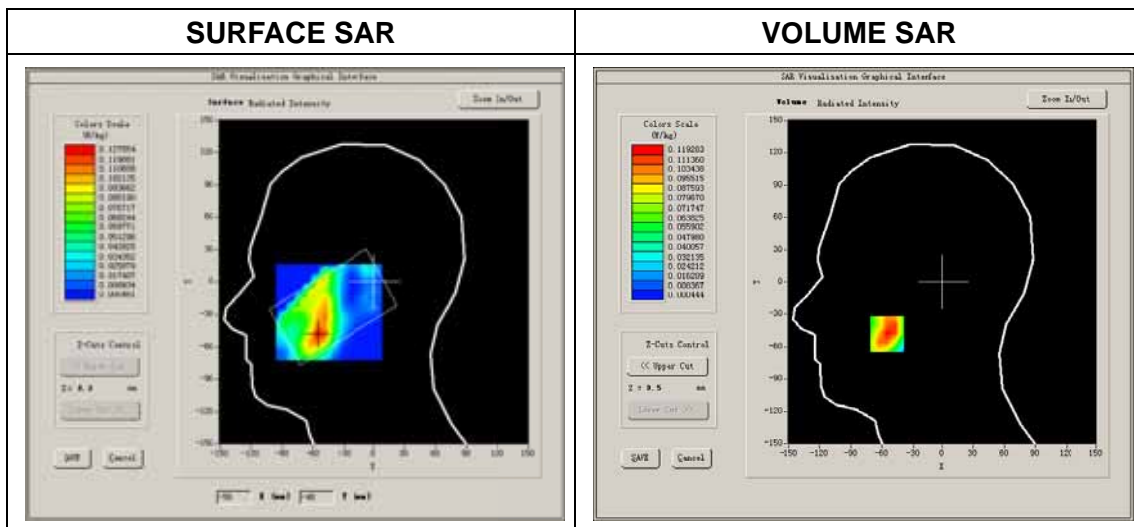
A. Experimental conditions.

Phantom File	sam_direct_droit2_surf8mm.txt
Phantom	Left head
Device Position	Cheek
Band	WCDMA1900
Channels	Middle
Signal	CDMA

B. SAR Measurement Results

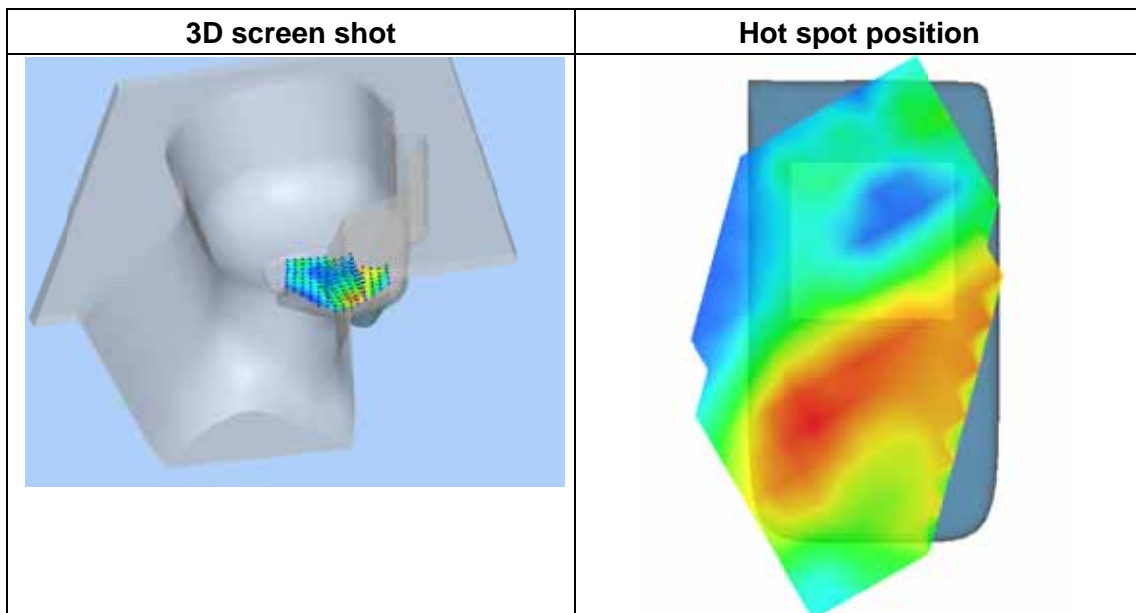
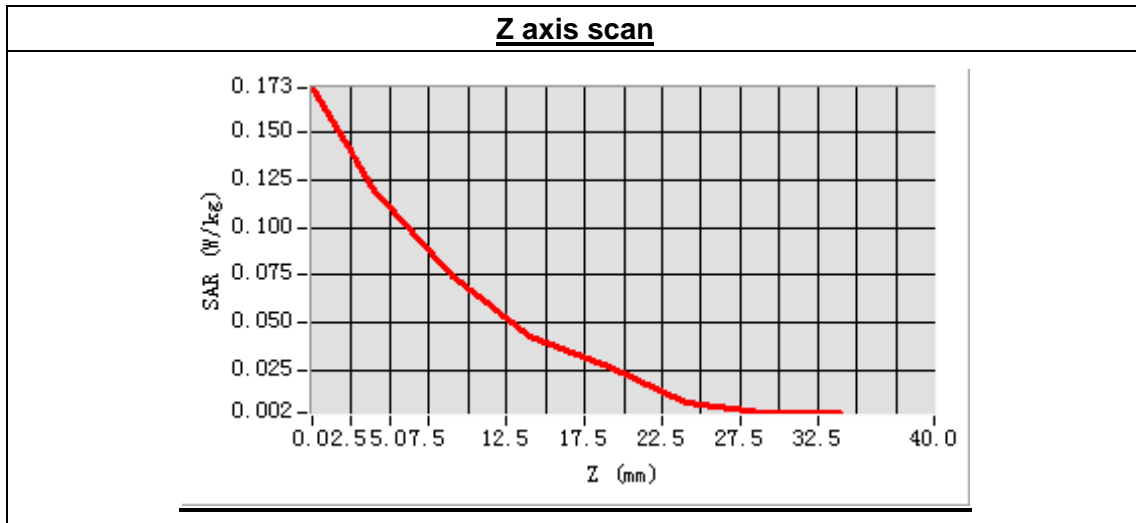
Middle Band SAR (Channel 9400):

Frequency (MHz)	1880.000000
Relative permittivity (real part)	40.114286
Conductivity (S/m)	1.408273
Power drift (%)	-3.680000
Ambient Temperature:	22.7°C
Liquid Temperature:	22.3°C
ConvF:	6.00
Crest factor:	1:1



Maximum location: X=-55.00, Y=-48.00
 SAR Peak: 0.19 W/kg

SAR 10g (W/Kg)	0.062259
SAR 1g (W/Kg)	0.115862



MEASUREMENT 34

Type: Phone measurement (Complete)

Area scan resolution: dx=8mm,dy=8mm

Zoom scan resolution: dx=8mm, dy=8mm, dz=5mm

Date of measurement: 2014.5.8

Measurement duration: 7 minutes 46 seconds

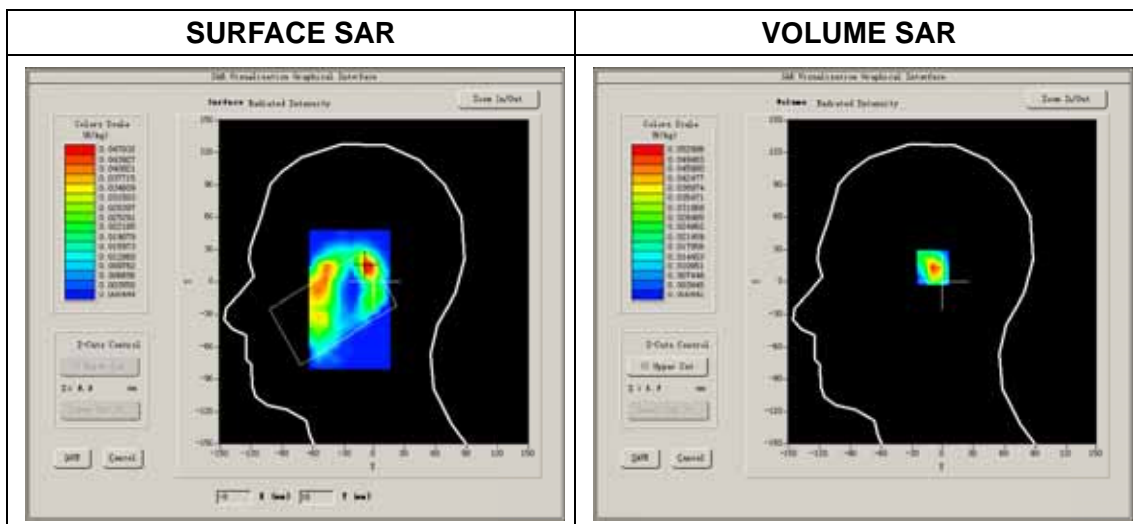
A. Experimental conditions.

Phantom File	sam_direct_droit2_surf8mm.txt
Phantom	Left head
Device Position	Tilt
Band	WCDMA1900
Channels	Middle
Signal	CDMA

B. SAR Measurement Results

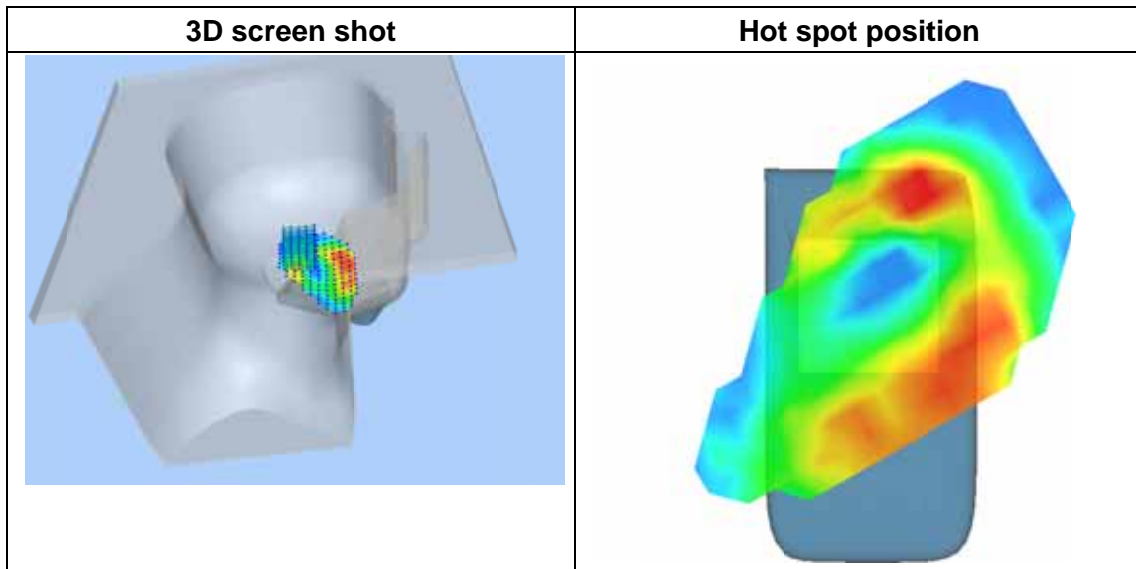
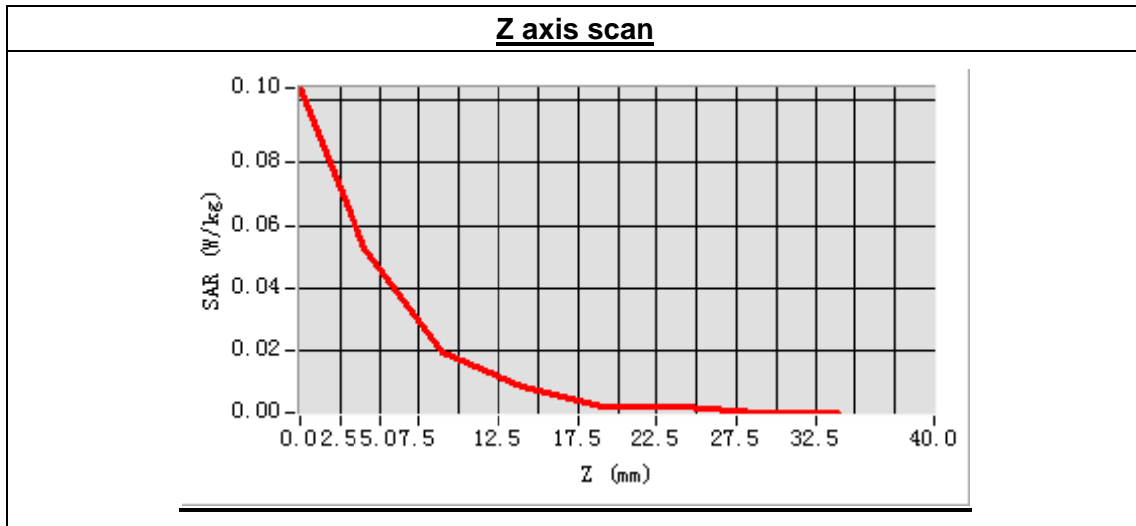
Middle Band SAR (Channel 9400):

Frequency (MHz)	1880.000000
Relative permittivity (real part)	40.114286
Conductivity (S/m)	1.408273
Power drift (%)	3.360000
Ambient Temperature:	22.7°C
Liquid Temperature:	22.3°C
ConvF:	6.00
Crest factor:	1:1



Maximum location: X=-5.00, Y=13.00
 SAR Peak: 0.11 W/kg

SAR 10g (W/Kg)	0.018616
SAR 1g (W/Kg)	0.049478



MEASUREMENT 35

Type: Phone measurement (Complete)

Area scan resolution: dx=8mm,dy=8mm

Zoom scan resolution: dx=8mm, dy=8mm, dz=5mm

Date of measurement: 2014.5.8

Measurement duration: 9 minutes 34 seconds

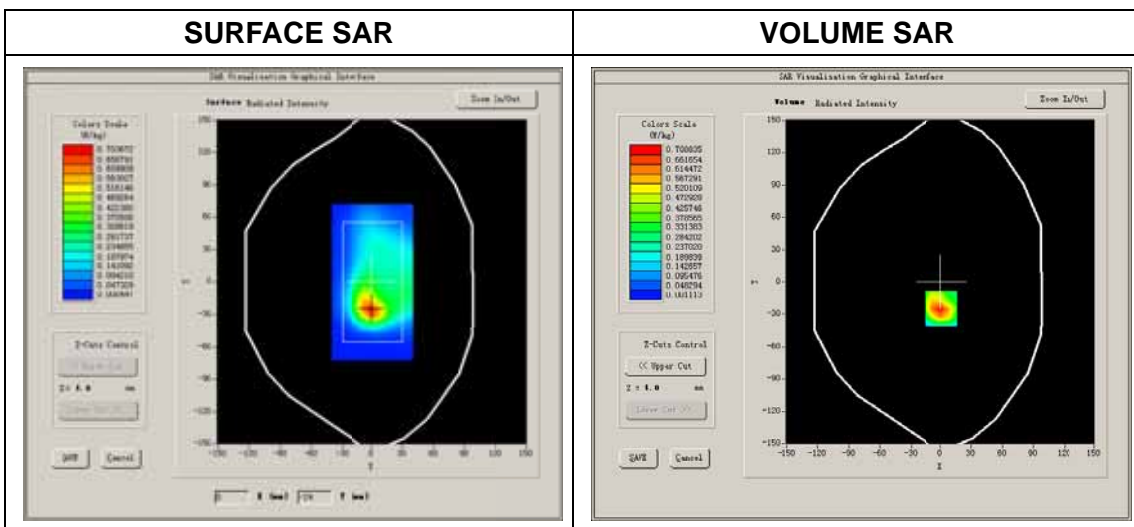
A. Experimental conditions.

Phantom File	surf_sam_plan.txt
Phantom	Validation plane
Device Position	Body
Band	WCDMA1900
Channels	Middle
Signal	CDMA

B. SAR Measurement Results

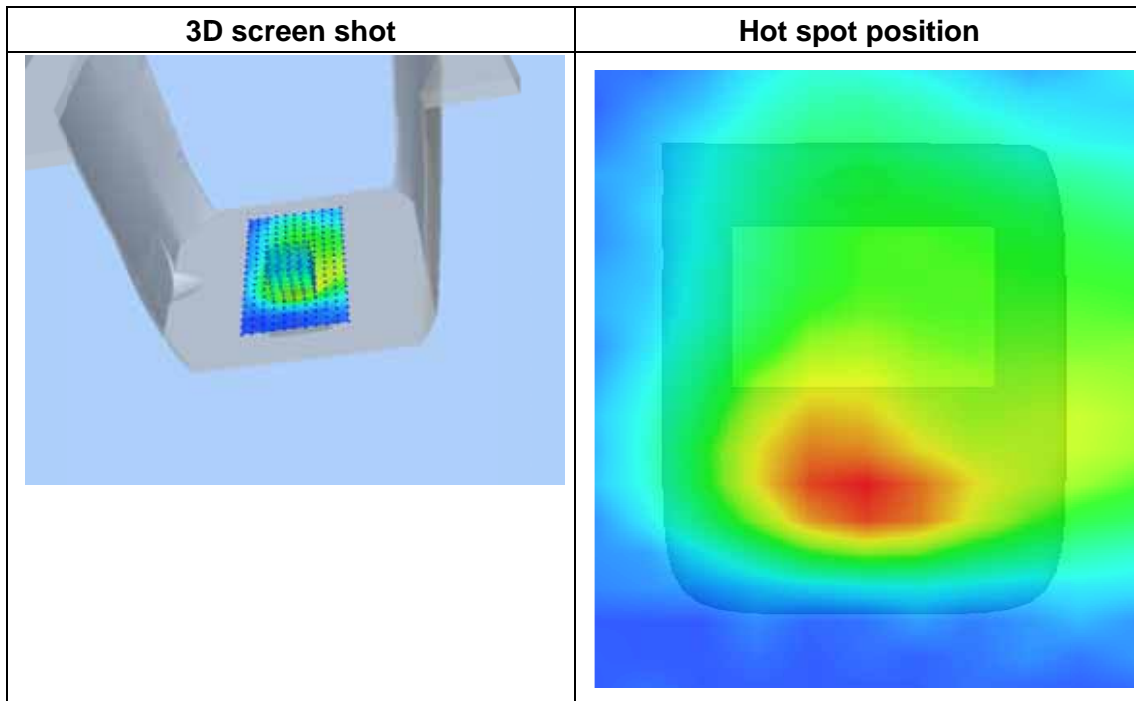
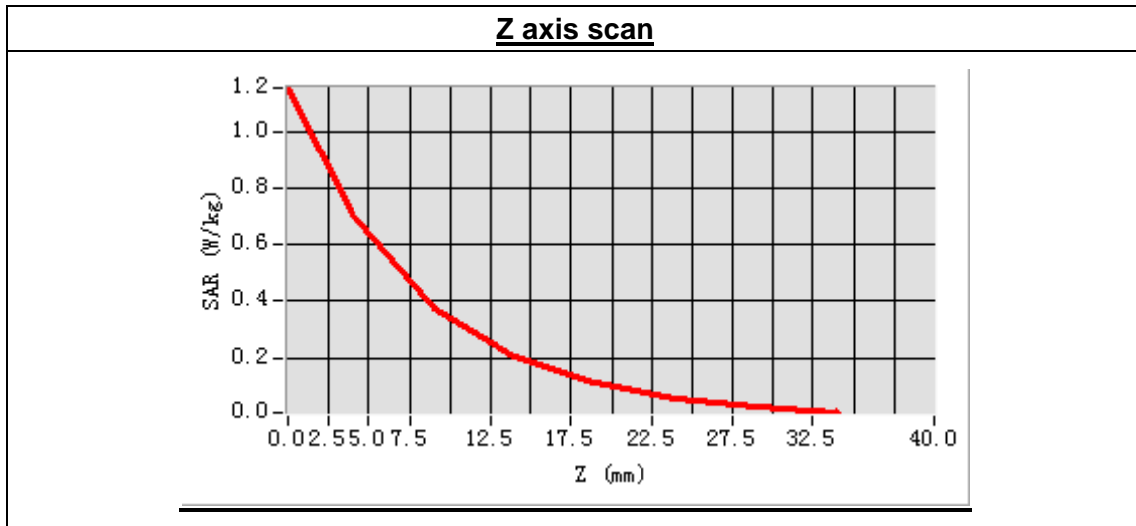
Middle Band SAR (Channel 9400):

Frequency (MHz)	1880.000000
Relative permittivity (real part)	53.092715
Conductivity (S/m)	1.524086
Power drift (%)	0.150000
Ambient Temperature:	22.7°C
Liquid Temperature:	22.3°C
ConvF:	6.17
Crest factor:	1:1



Maximum location: X=0.00, Y=-25.00
 SAR Peak: 1.29 W/kg

SAR 10g (W/Kg)	0.358211
SAR 1g (W/Kg)	0.736513



MEASUREMENT 36

Type: Phone measurement (Complete)

Area scan resolution: dx=8mm,dy=8mm

Zoom scan resolution: dx=8mm, dy=8mm, dz=5mm

Date of measurement: 2014.5.8

Measurement duration: 9 minutes 33 seconds

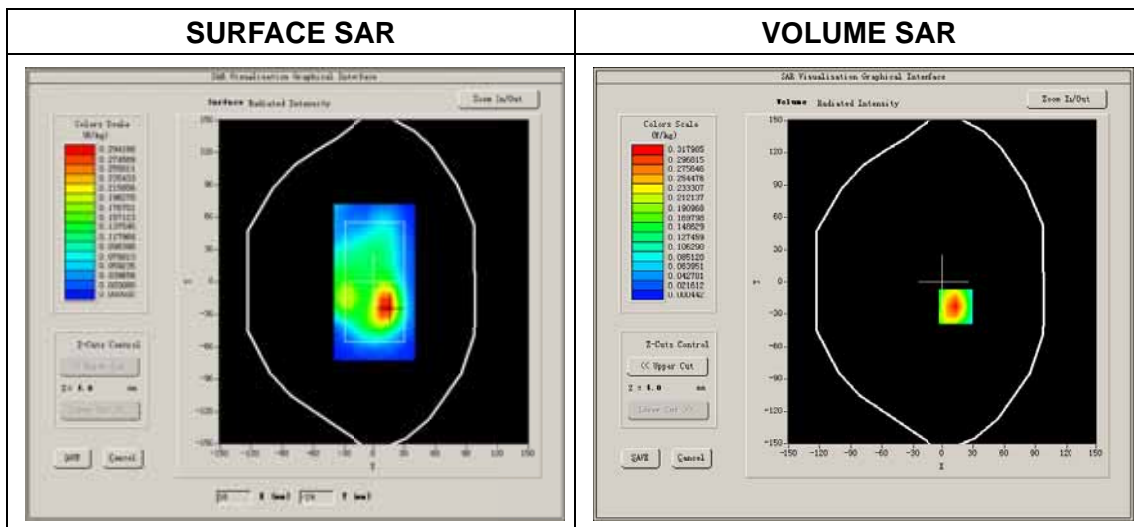
A. Experimental conditions.

Phantom File	surf_sam_plan.txt
Phantom	Validation plane
Device Position	Body
Band	WCDMA1900
Channels	Middle
Signal	CDMA

B. SAR Measurement Results

Middle Band SAR (Channel 9400):

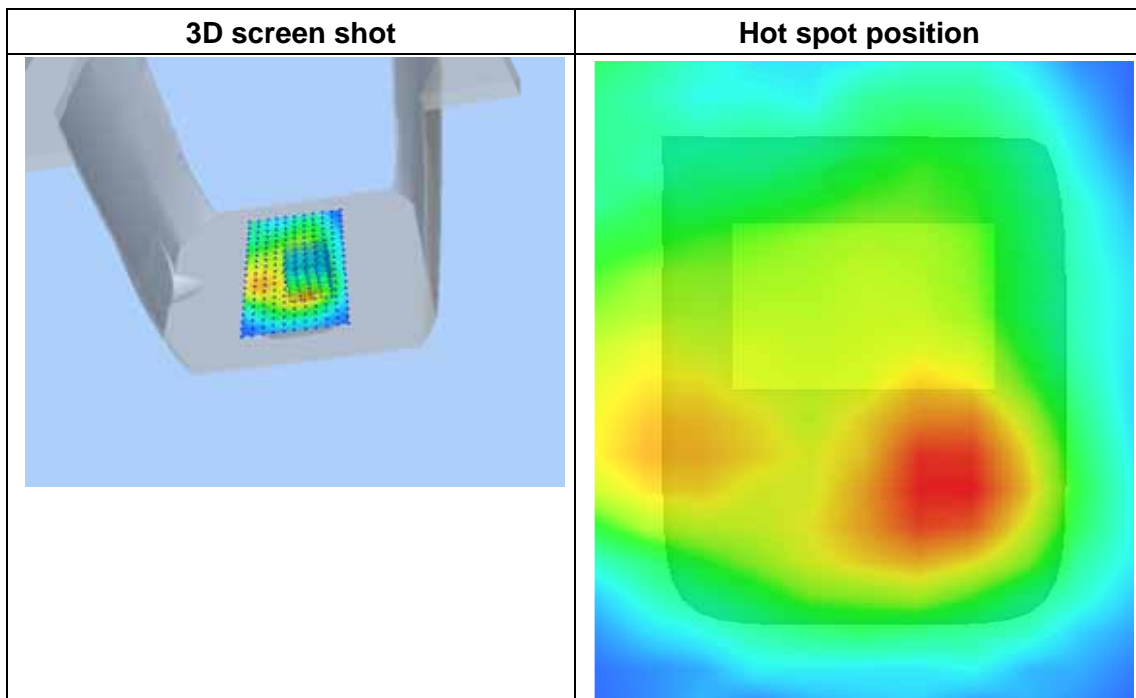
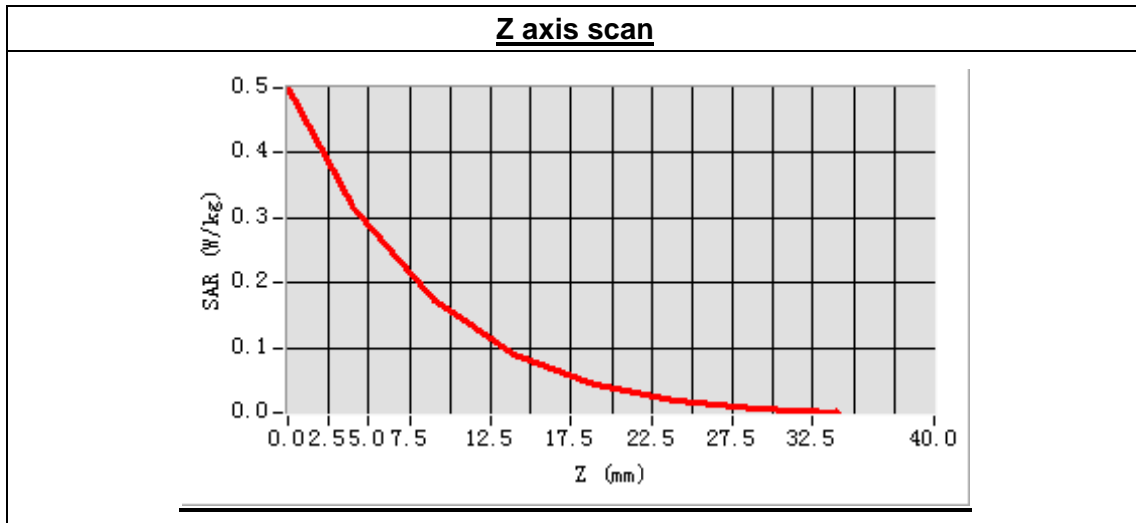
Frequency (MHz)	1880.000000
Relative permittivity (real part)	53.092715
Conductivity (S/m)	1.524086
Power drift (%)	-1.190000
Ambient Temperature:	22.7°C
Liquid Temperature:	22.3°C
ConvF:	6.17
Crest factor:	1:1



Maximum location: X=13.00, Y=-23.00

SAR Peak: 0.54 W/kg

SAR 10g (W/Kg)	0.165379
SAR 1g (W/Kg)	0.324474



MEASUREMENT 37

Type: Phone measurement (Complete)

Area scan resolution: dx=8mm,dy=8mm

Zoom scan resolution: dx=8mm, dy=8mm, dz=5mm

Date of measurement: 2014.5.8

Measurement duration: 9 minutes 31 seconds

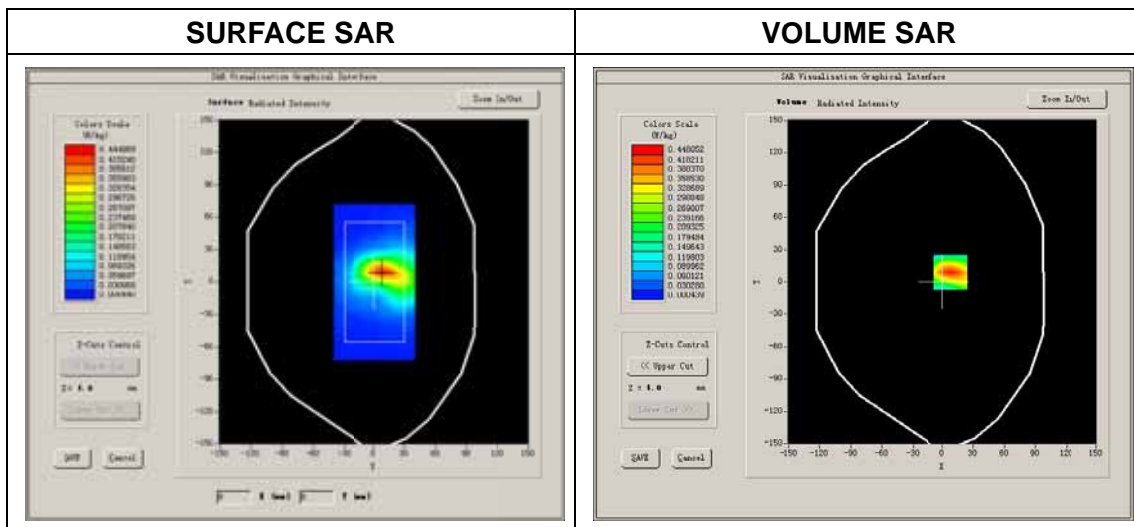
A. Experimental conditions.

Phantom File	surf_sam_plan.txt
Phantom	Validation plane
Device Position	Body
Band	WCDMA1900
Channels	Middle
Signal	CDMA

B. SAR Measurement Results

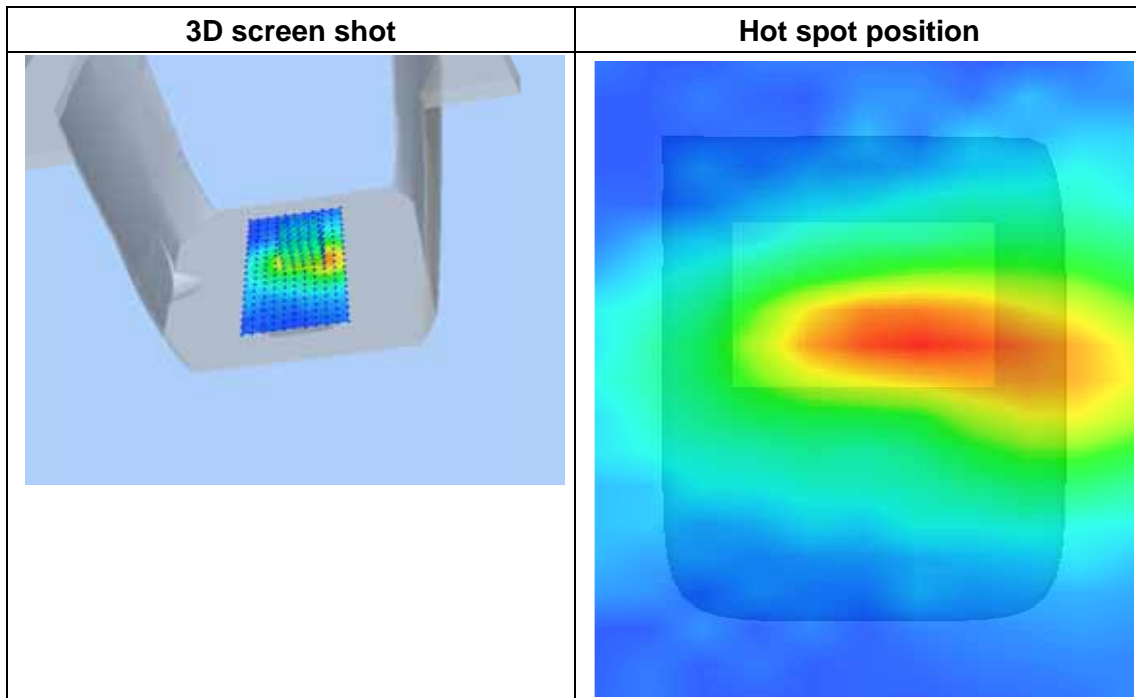
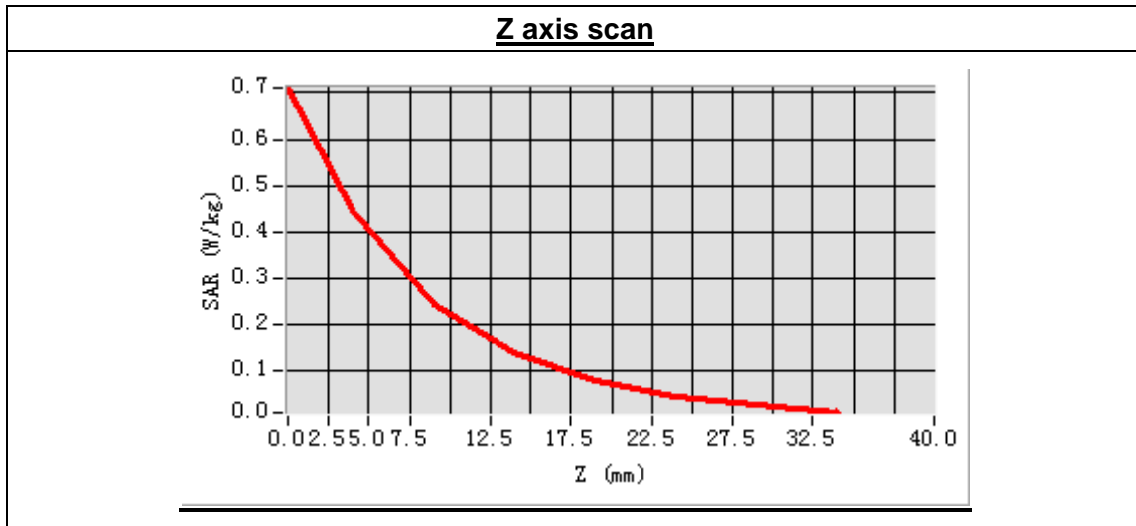
Middle Band SAR (Channel 9400):

Frequency (MHz)	1880.000000
Relative permittivity (real part)	53.092715
Conductivity (S/m)	1.524086
Power drift (%)	-2.970000
Ambient Temperature:	22.7°C
Liquid Temperature:	22.3°C
ConvF:	6.17
Crest factor:	1:1



Maximum location: X=8.00, Y=9.00
 SAR Peak: 0.77 W/kg

SAR 10g (W/Kg)	0.229017
SAR 1g (W/Kg)	0.453827



MEASUREMENT 38

Type: Phone measurement (Complete)

Area scan resolution: dx=8mm,dy=8mm

Zoom scan resolution: dx=8mm, dy=8mm, dz=5mm

Date of measurement: 2014.5.8

Measurement duration: 9 minutes 33 seconds

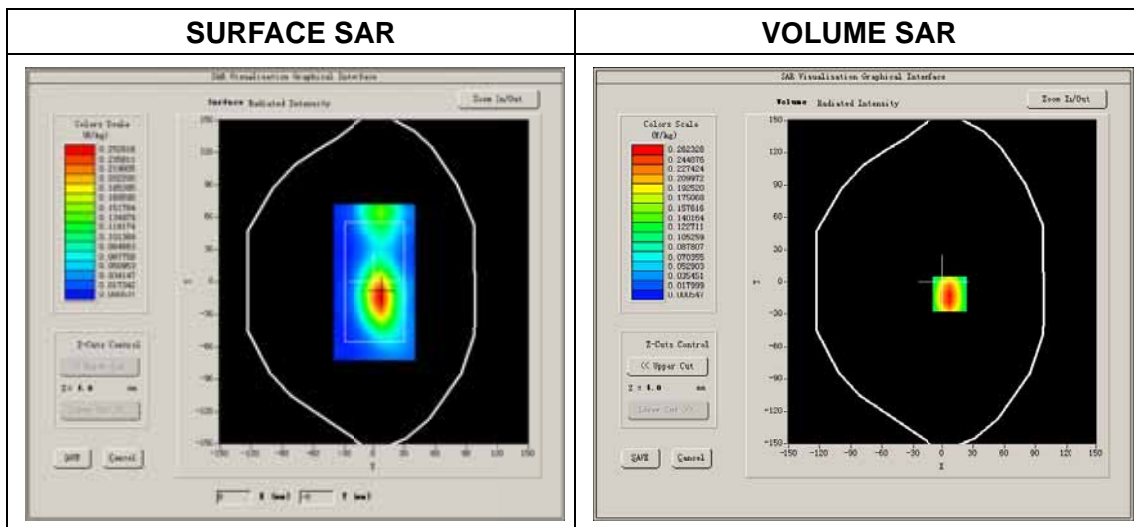
A. Experimental conditions.

Phantom File	surf_sam_plan.txt
Phantom	Validation plane
Device Position	Body
Band	WCDMA1900
Channels	Middle
Signal	CDMA

B. SAR Measurement Results

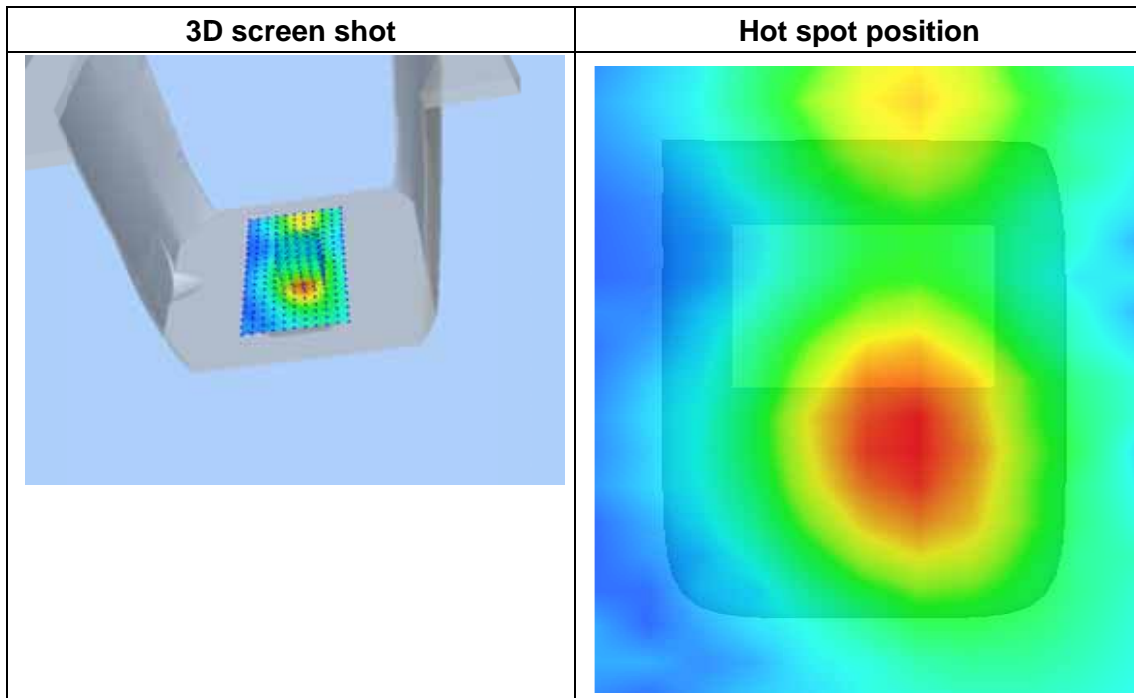
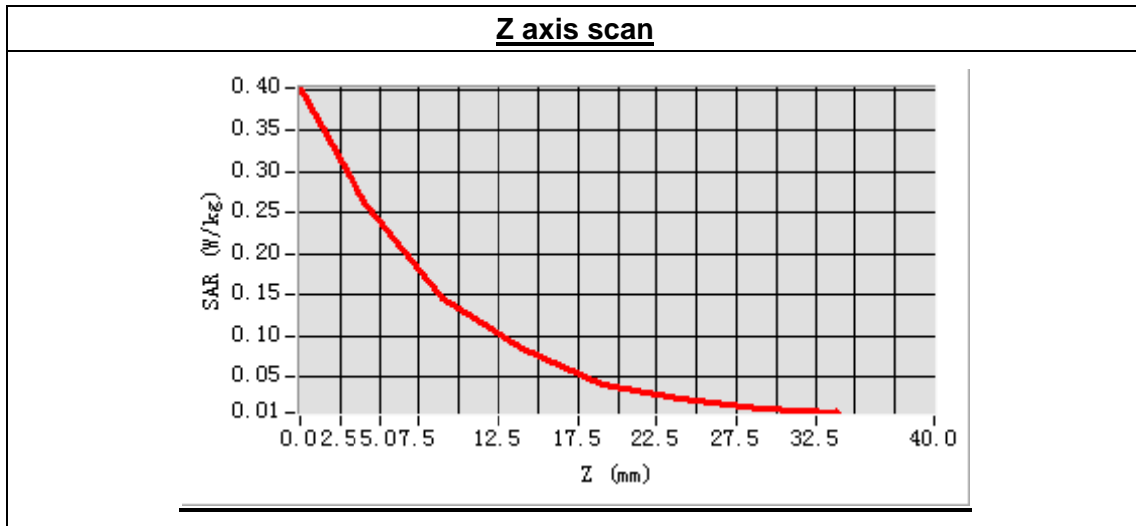
Middle Band SAR (Channel 9400):

Frequency (MHz)	1880.000000
Relative permittivity (real part)	53.092715
Conductivity (S/m)	1.524086
Power drift (%)	0.580000
Ambient Temperature:	22.7°C
Liquid Temperature:	22.3°C
ConvF:	6.17
Crest factor:	1:1



Maximum location: X=7.00, Y=-11.00
 SAR Peak: 0.44 W/kg

SAR 10g (W/Kg)	0.141909
SAR 1g (W/Kg)	0.270100



MEASUREMENT 39

Type: Phone measurement (Complete)

Area scan resolution: dx=8mm,dy=8mm

Zoom scan resolution: dx=5mm, dy=5mm, dz=5mm

Date of measurement: 2014.5.9

Measurement duration: 8 minutes 2 seconds

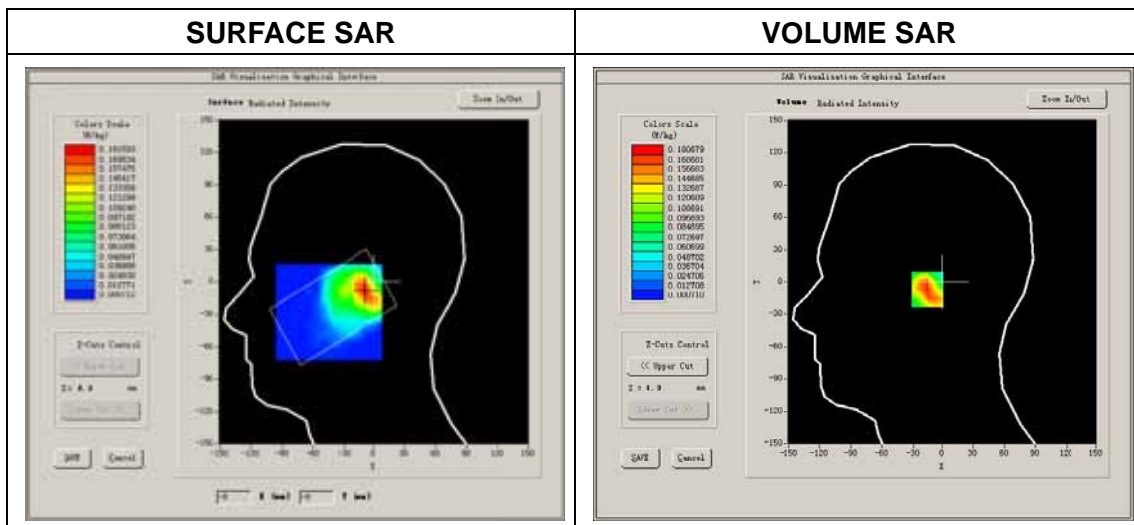
A. Experimental conditions.

Phantom File	surf_sam_plan.txt
Phantom	Right head
Device Position	Cheek
Band	802.11b
Channels	High
Signal	DSSS

B. SAR Measurement Results

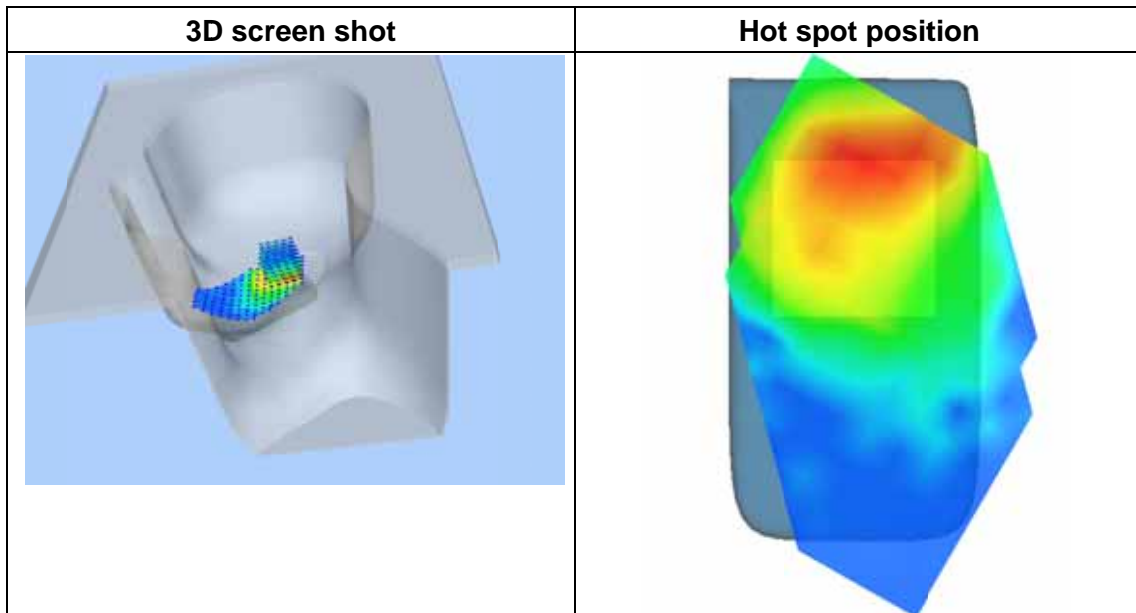
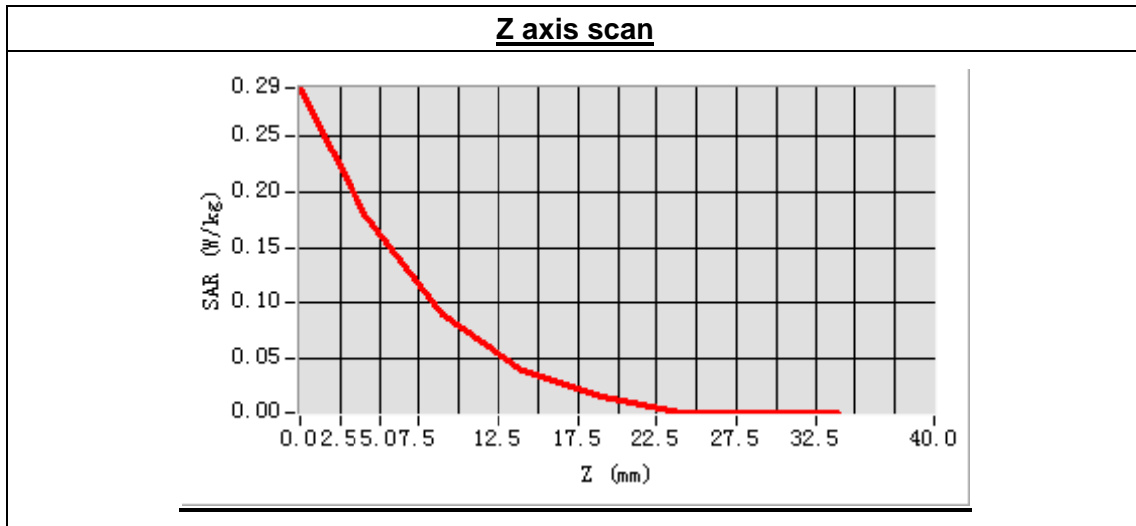
High Band SAR (Channel 11):

Frequency (MHz)	2462.000000
Relative permittivity (real part)	39.307254
Conductivity (S/m)	1.786292
Power drift (%)	1.340000
Ambient Temperature:	22.3°C
Liquid Temperature:	21.5°C
ConvF:	4.80
Crest factor:	1:1



Maximum location: X=-9.00, Y=-7.00
 SAR Peak: 0.33 W/kg

SAR 10g (W/Kg)	0.076694
SAR 1g (W/Kg)	0.170504



MEASUREMENT 40

Type: Phone measurement (Complete)

Area scan resolution: dx=8mm,dy=8mm

Zoom scan resolution: dx=5mm, dy=5mm, dz=5mm

Date of measurement: 2014.5.9

Measurement duration: 7 minutes 51 seconds

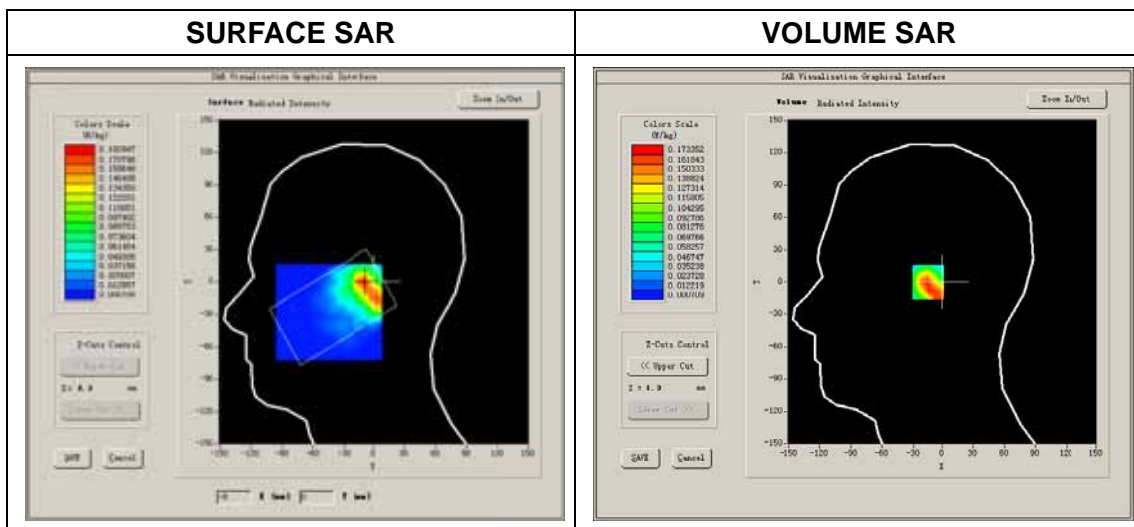
A. Experimental conditions.

Phantom File	surf_sam_plan.txt
Phantom	Right head
Device Position	Tilt
Band	802.11b
Channels	High
Signal	DSSS

B. SAR Measurement Results

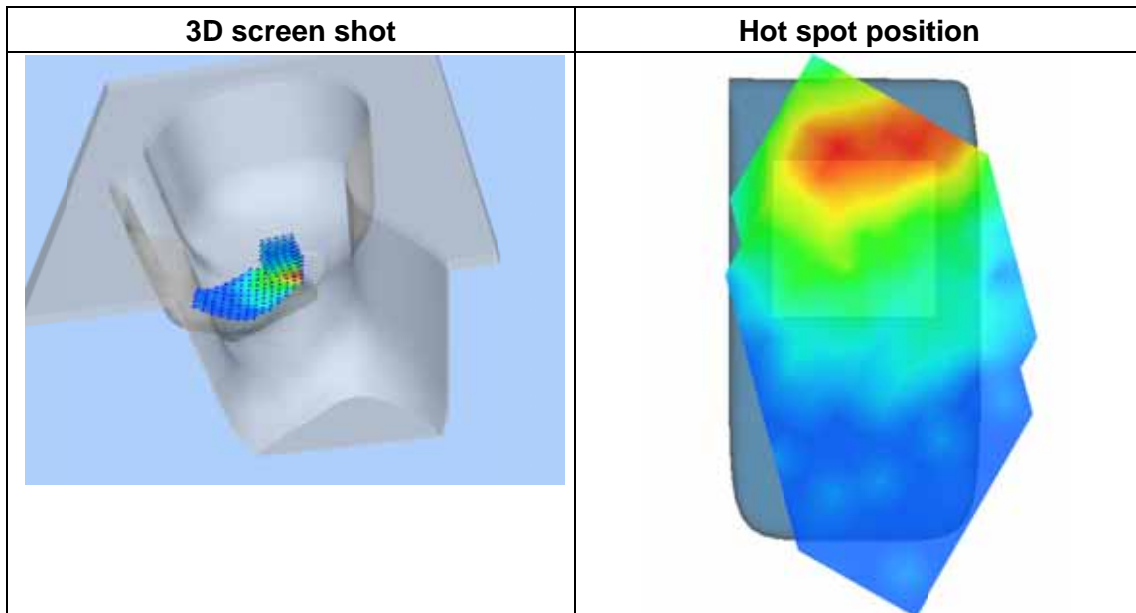
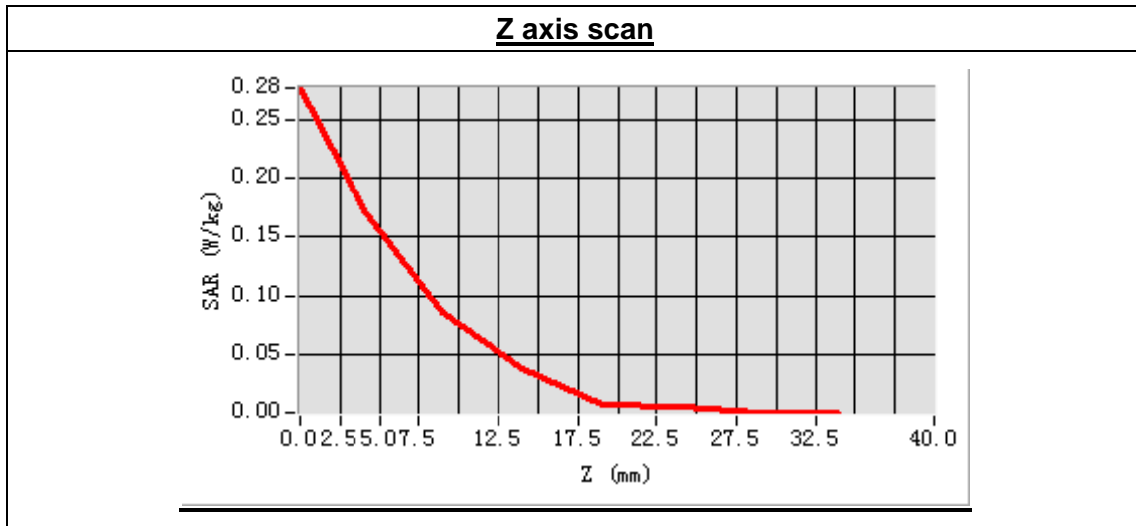
High Band SAR (Channel 11):

Frequency (MHz)	2462.000000
Relative permittivity (real part)	39.307254
Conductivity (S/m)	1.786292
Power drift (%)	-2.630000
Ambient Temperature:	22.3°C
Liquid Temperature:	21.5°C
ConvF:	4.80
Crest factor:	1:1



Maximum location: X=-9.00, Y=0.00
 SAR Peak: 0.31 W/kg

SAR 10g (W/Kg)	0.075040
SAR 1g (W/Kg)	0.164348



MEASUREMENT 41

Type: Phone measurement (Complete)

Area scan resolution: dx=8mm,dy=8mm

Zoom scan resolution: dx=5mm, dy=5mm, dz=5mm

Date of measurement: 2014.5.9

Measurement duration: 7 minutes 41 seconds

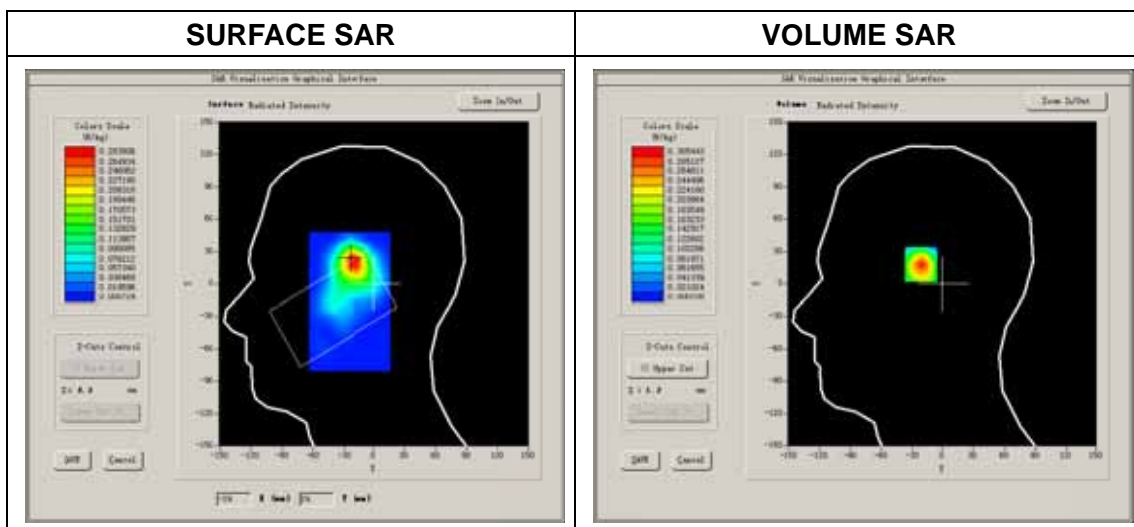
A. Experimental conditions.

Phantom File	surf_sam_plan.txt
Phantom	Left head
Device Position	Cheek
Band	802.11b
Channels	High
Signal	DSSS

B. SAR Measurement Results

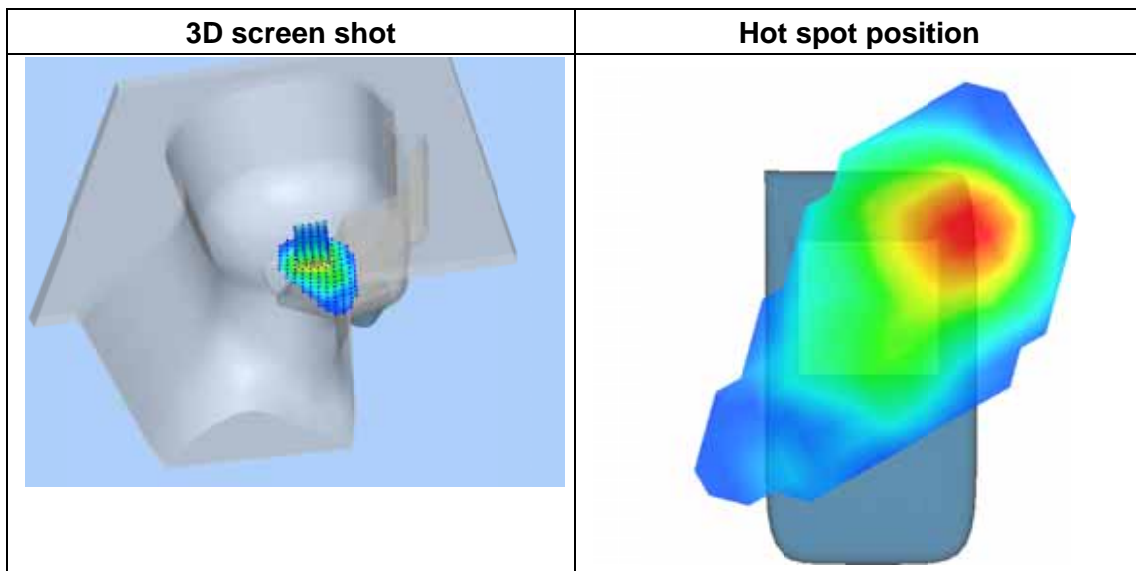
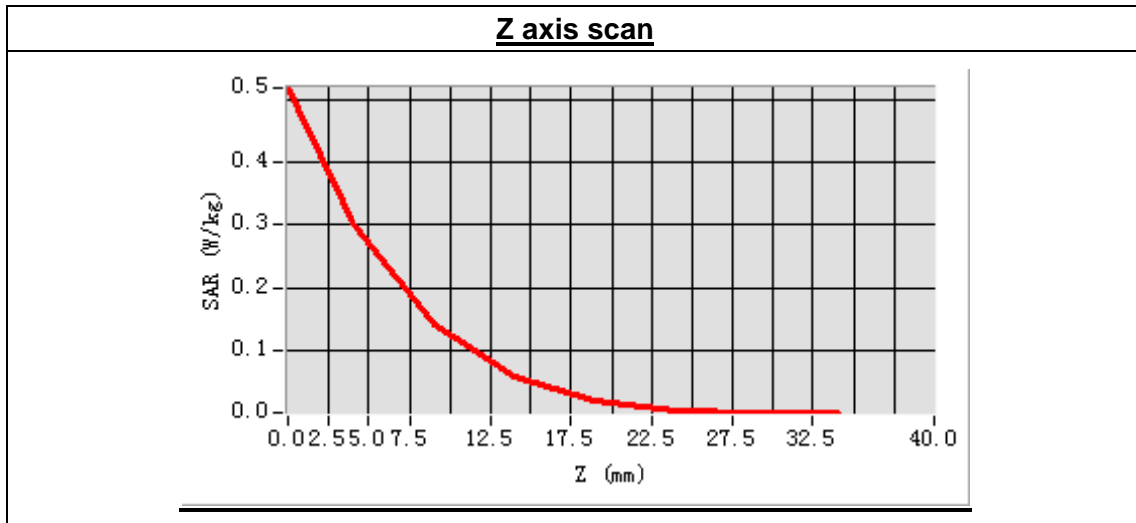
High Band SAR (Channel 11):

Frequency (MHz)	2462.000000
Relative permittivity (real part)	39.307254
Conductivity (S/m)	1.786292
Power drift (%)	-0.750000
Ambient Temperature:	22.3°C
Liquid Temperature:	21.5°C
ConvF:	4.80
Crest factor:	1:1



Maximum location: X=-20.00, Y=21.00
 SAR Peak: 0.52 W/kg

SAR 10g (W/Kg)	0.128872
SAR 1g (W/Kg)	0.282981



MEASUREMENT 42

Type: Phone measurement (Complete)

Area scan resolution: dx=8mm,dy=8mm

Zoom scan resolution: dx=5mm, dy=5mm, dz=5mm

Date of measurement: 2014.5.9

Measurement duration: 7 minutes 38 seconds

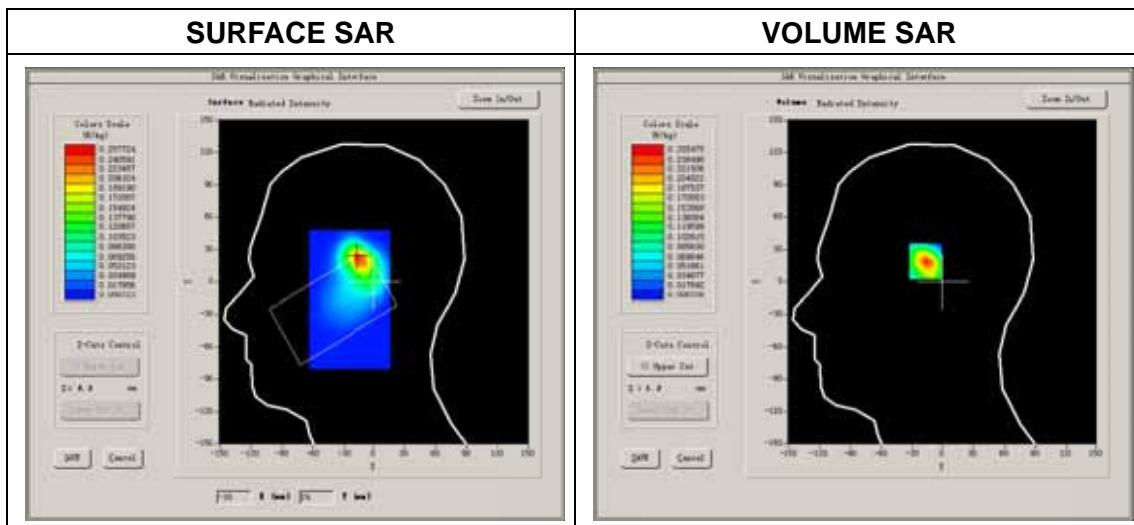
A. Experimental conditions.

Phantom File	surf_sam_plan.txt
Phantom	Left head
Device Position	Tilt
Band	802.11b
Channels	High
Signal	DSSS

B. SAR Measurement Results

High Band SAR (Channel 11)

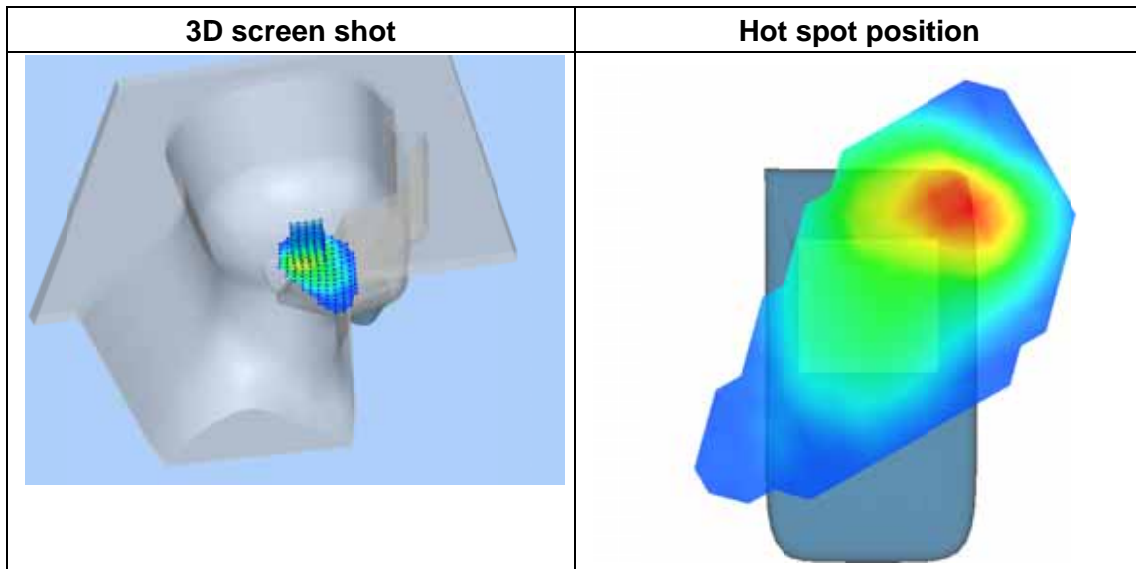
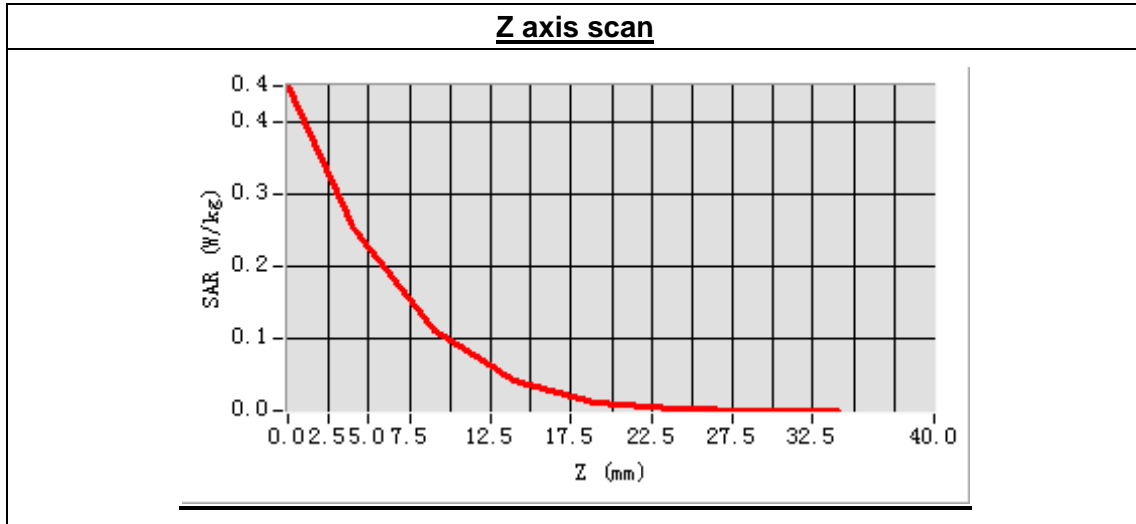
Frequency (MHz)	2462.000000
Relative permittivity (real part)	39.307254
Conductivity (S/m)	1.786292
Power drift (%)	1.730000
Ambient Temperature:	22.3°C
Liquid Temperature:	21.5°C
ConvF:	4.80
Crest factor:	1:1



Maximum location: X=-15.00, Y=22.00

SAR Peak: 0.46 W/kg

SAR 10g (W/Kg)	0.101612
SAR 1g (W/Kg)	0.237629



MEASUREMENT 43

Type: Phone measurement (Complete)

Area scan resolution: dx=8mm,dy=8mm

Zoom scan resolution: dx=5mm, dy=5mm, dz=5mm

Date of measurement: 2014.5.9

Measurement duration: 9 minutes 29 seconds

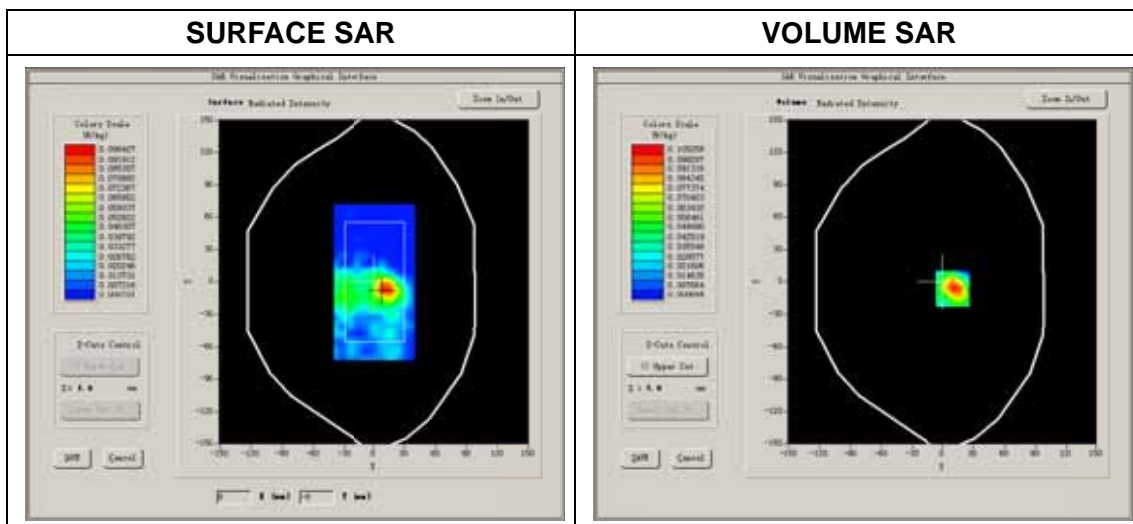
A. Experimental conditions.

Phantom File	surf_sam_plan.txt
Phantom	Validation plane
Device Position	Body
Band	802.11b
Channels	High
Signal	DSSS

B. SAR Measurement Results

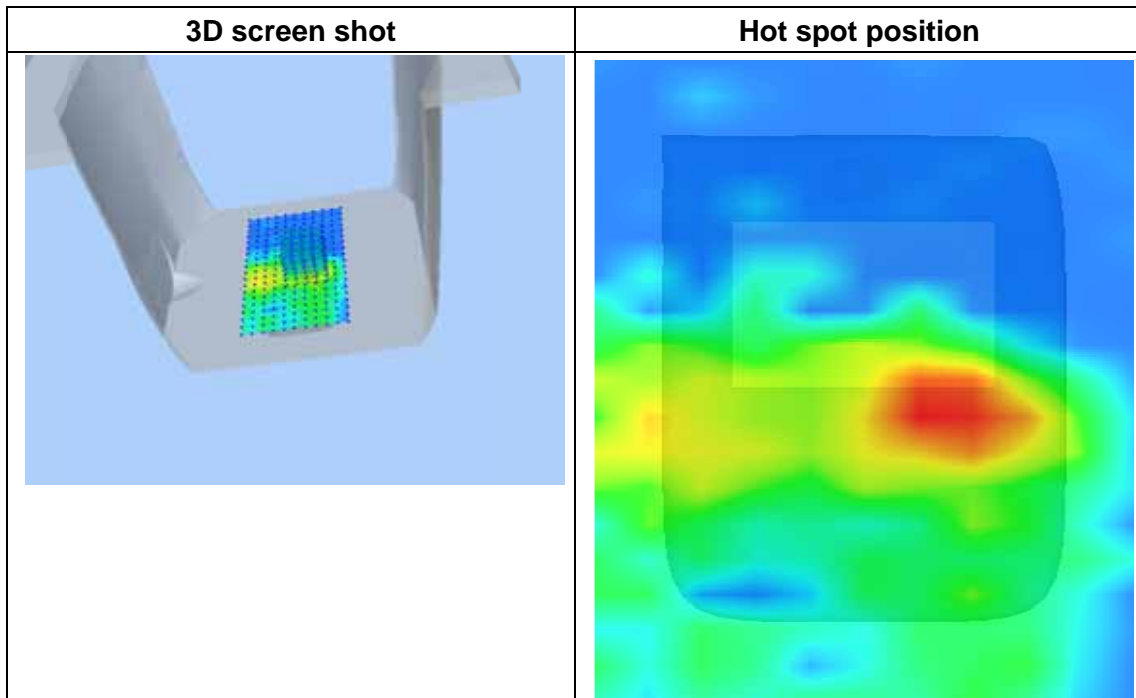
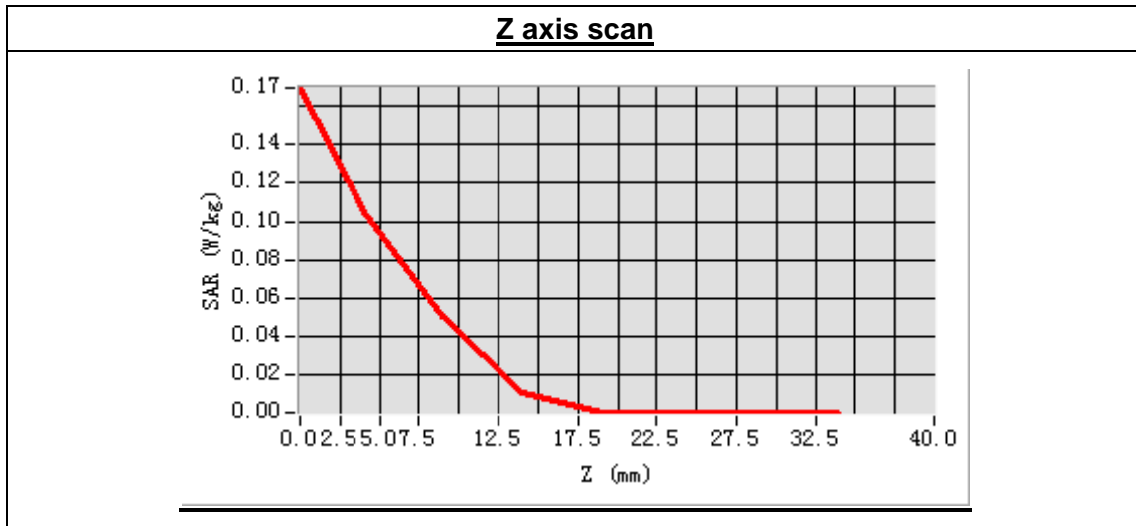
High Band SAR (Channel 11):

Frequency (MHz)	2462.000000
Relative permittivity (real part)	52.421837
Conductivity (S/m)	1.886273
Power drift (%)	1.310000
Ambient Temperature:	22.0°C
Liquid Temperature:	21.8°C
ConvF:	4.96
Crest factor:	1:1



Maximum location: X=10.00, Y=-6.00
 SAR Peak: 0.23 W/kg

SAR 10g (W/Kg)	0.041638
SAR 1g (W/Kg)	0.108420



MEASUREMENT 44

Type: Phone measurement (Complete)

Area scan resolution: dx=8mm,dy=8mm

Zoom scan resolution: dx=5mm, dy=5mm, dz=5mm

Date of measurement: 2014.5.9

Measurement duration: 9 minutes 31 seconds

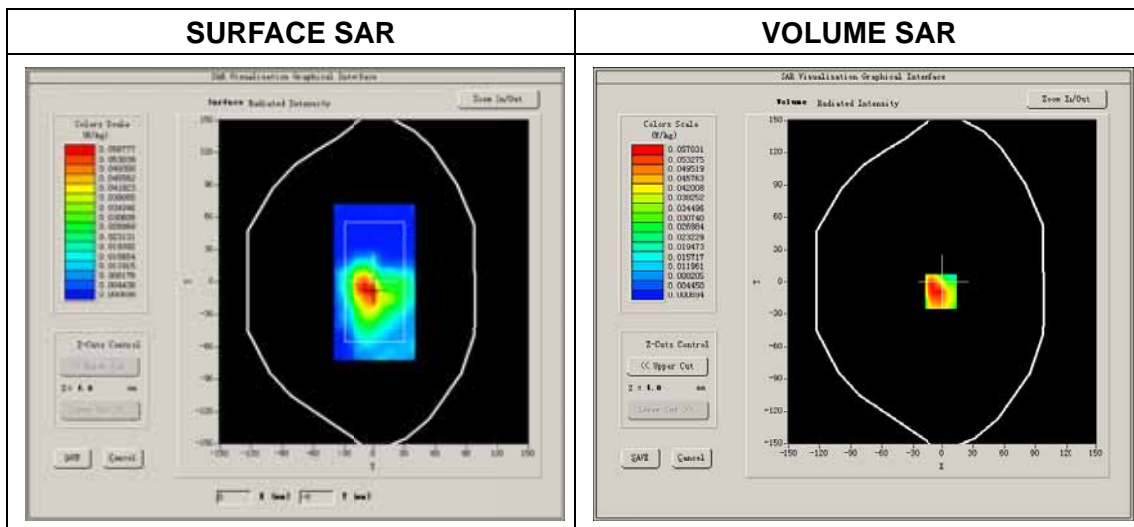
A. Experimental conditions.

Phantom File	surf_sam_plan.txt
Phantom	Validation plane
Device Position	Body
Band	802.11b
Channels	High
Signal	DSSS

B. SAR Measurement Results

High Band SAR (Channel 1)

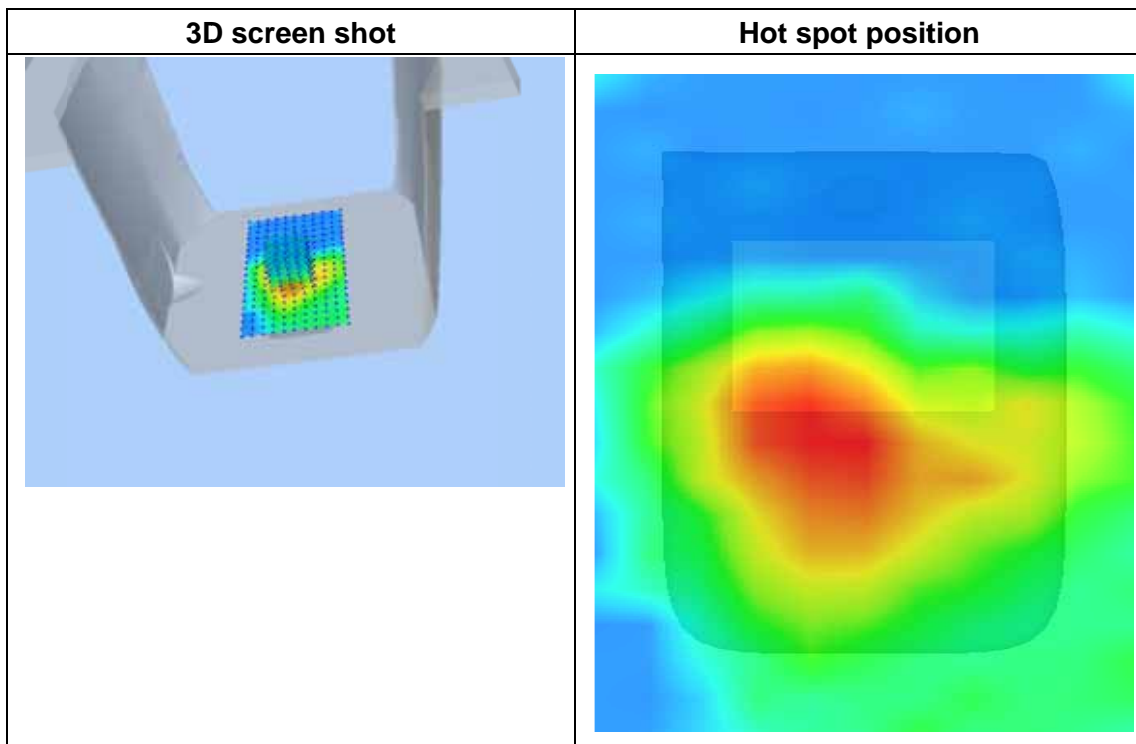
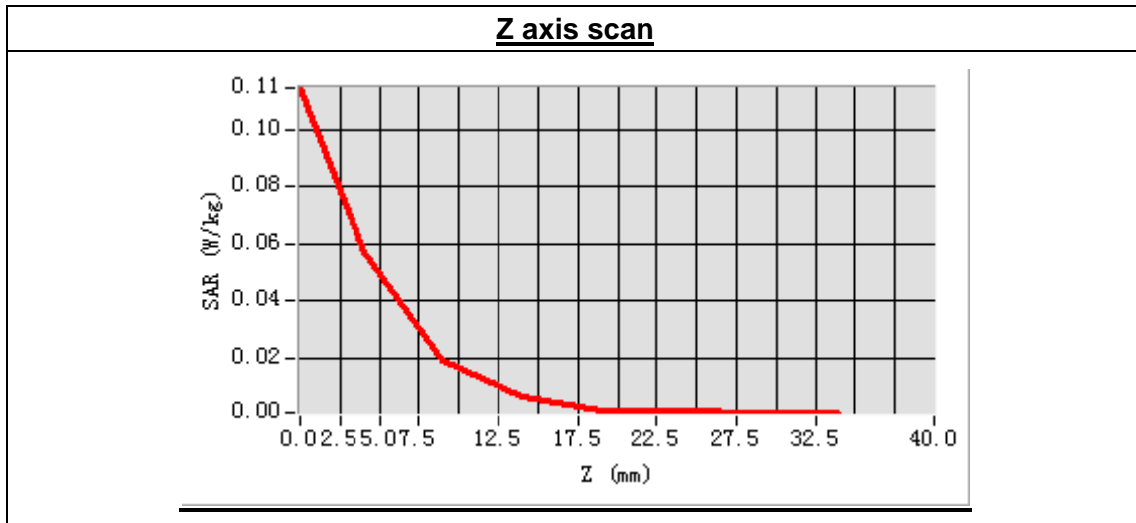
Frequency (MHz)	2462.000000
Relative permittivity (real part)	52.421837
Conductivity (S/m)	1.886273
Power drift (%)	-0.980000
Ambient Temperature:	22.0°C
Liquid Temperature:	21.8°C
ConvF:	4.96
Crest factor:	1:1



Maximum location: X=-2.00, Y=-9.00

SAR Peak: 0.12 W/kg

SAR 10g (W/Kg)	0.025749
SAR 1g (W/Kg)	0.060582



MEASUREMENT 45

Type: Phone measurement (Complete)

Area scan resolution: dx=8mm,dy=8mm

Zoom scan resolution: dx=5mm, dy=5mm, dz=5mm

Date of measurement: 2014.5.9

Measurement duration: 9 minutes 29 seconds

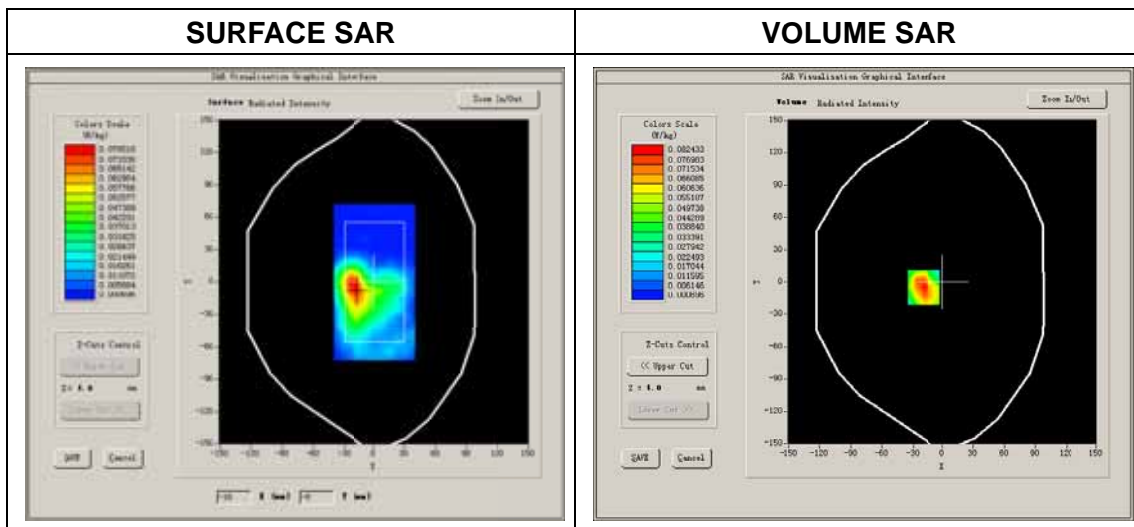
A. Experimental conditions.

Phantom File	surf_sam_plan.txt
Phantom	Validation plane
Device Position	Body
Band	802.11b
Channels	High
Signal	DSSS

B. SAR Measurement Results

High Band SAR (Channel 11):

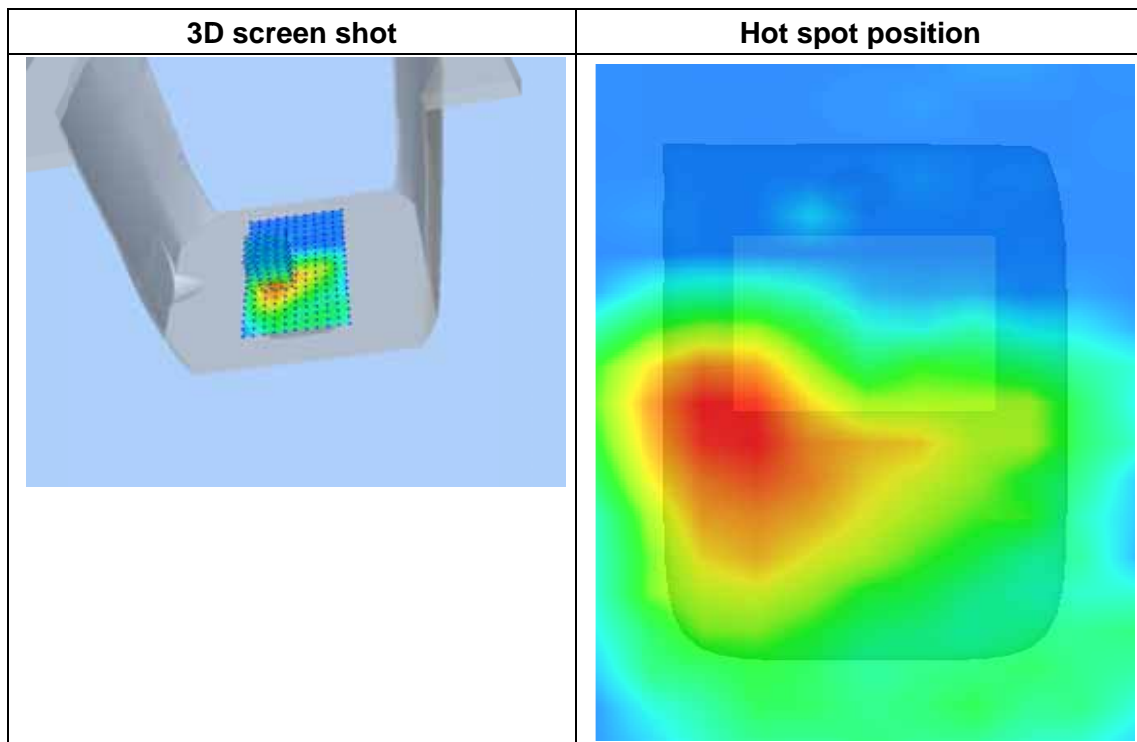
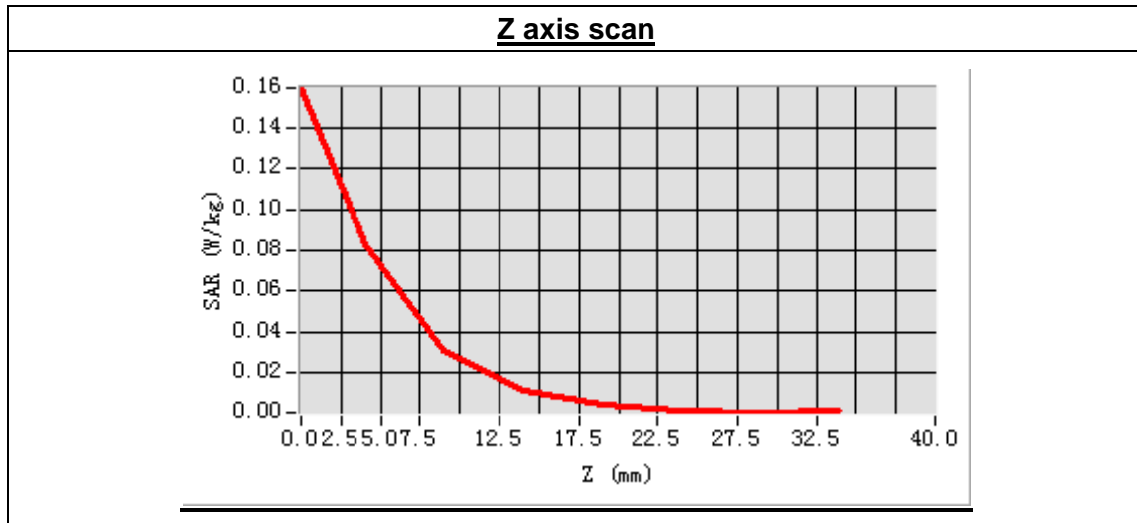
Frequency (MHz)	2462.000000
Relative permittivity (real part)	52.421837
Conductivity (S/m)	1.886273
Power drift (%)	3.600000
Ambient Temperature:	22.0°C
Liquid Temperature:	21.8°C
ConvF:	4.96
Crest factor:	1:1



Maximum location: X=-19.00, Y=-5.00

SAR Peak: 0.18 W/kg

SAR 10g (W/Kg)	0.036332
SAR 1g (W/Kg)	0.086233



MEASUREMENT 46

Type: Phone measurement (Complete)

Area scan resolution: dx=8mm,dy=8mm

Zoom scan resolution: dx=5mm, dy=5mm, dz=5mm

Date of measurement: 2014.5.9

Measurement duration: 9 minutes 31 seconds

A. Experimental conditions.

Phantom File	surf_sam_plan.txt
Phantom	Validation plane
Device Position	Body
Band	802.11b
Channels	High
Signal	DSSS

B. SAR Measurement Results

High Band SAR (Channel 11):

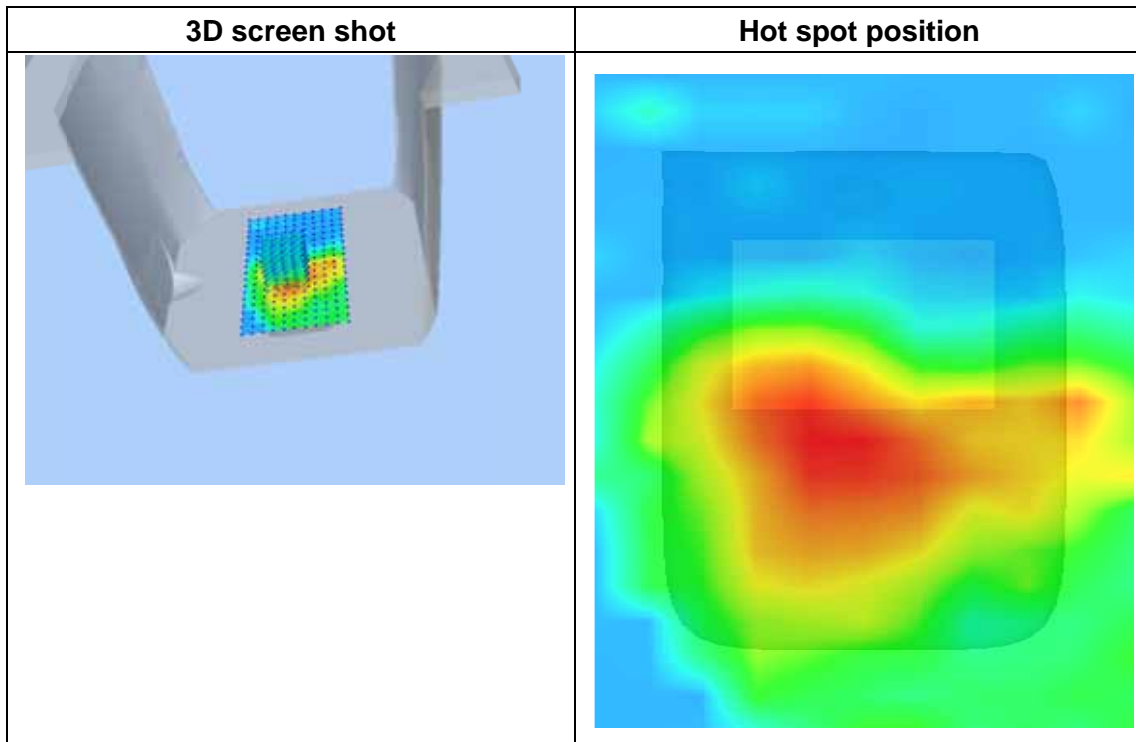
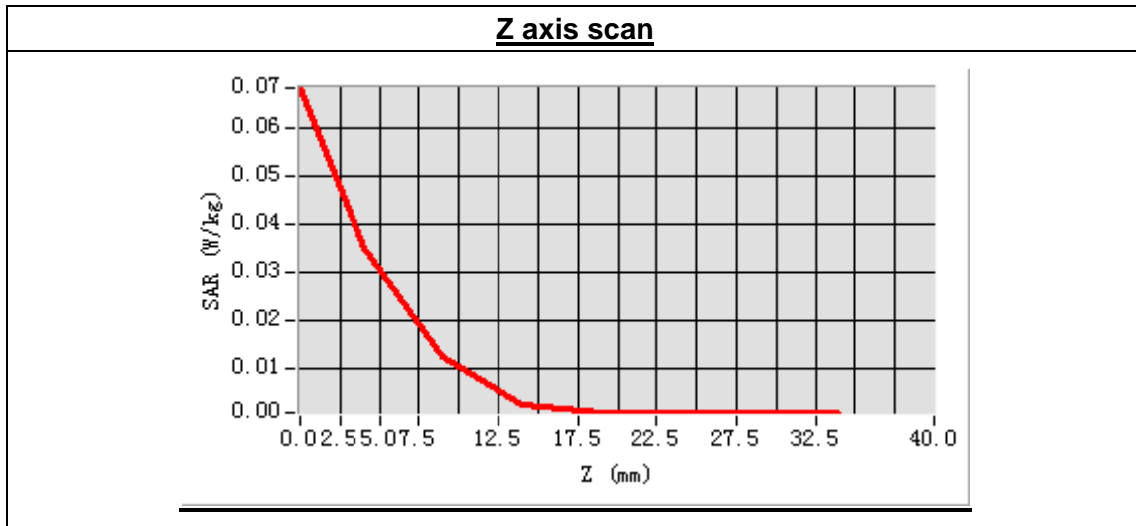
Frequency (MHz)	2462.000000
Relative permittivity (real part)	52.421837
Conductivity (S/m)	1.886273
Power drift (%)	2.460000
Ambient Temperature:	22.0°C
Liquid Temperature:	21.8°C
ConvF:	4.96
Crest factor:	1:1



Maximum location: X=-5.00, Y=-10.00

SAR Peak: 0.08 W/kg

SAR 10g (W/Kg)	0.015698
SAR 1g (W/Kg)	0.037951



MEASUREMENT 47

Type: Phone measurement (Complete)

Area scan resolution: dx=8mm,dy=8mm

Zoom scan resolution: dx=5mm, dy=5mm, dz=5mm

Date of measurement: 2014.5.9

Measurement duration: 8 minutes 57 seconds

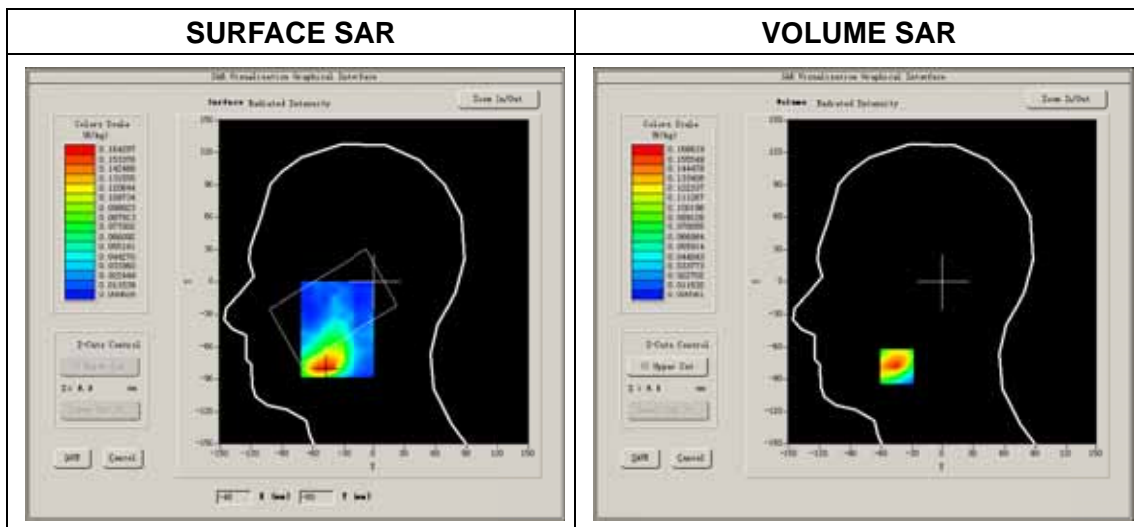
A. Experimental conditions.

Phantom File	surf_sam_plan.txt
Phantom	Right head
Device Position	Cheek
Band	Bluetooth
Channels	Middle
Signal	GFSK

B. SAR Measurement Results

Middle Band SAR (Channel 39)

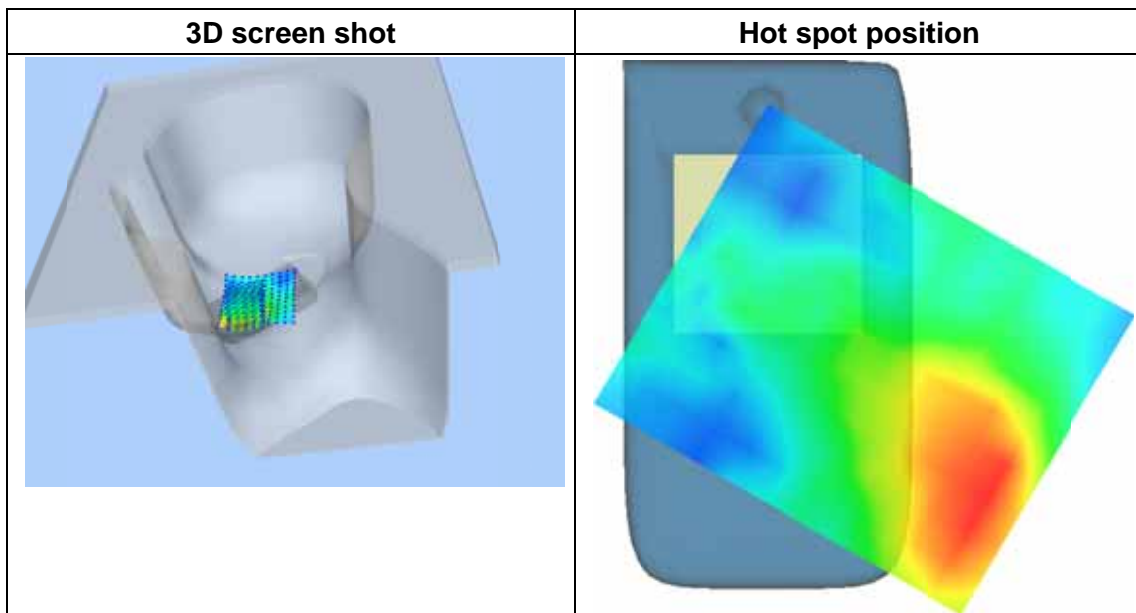
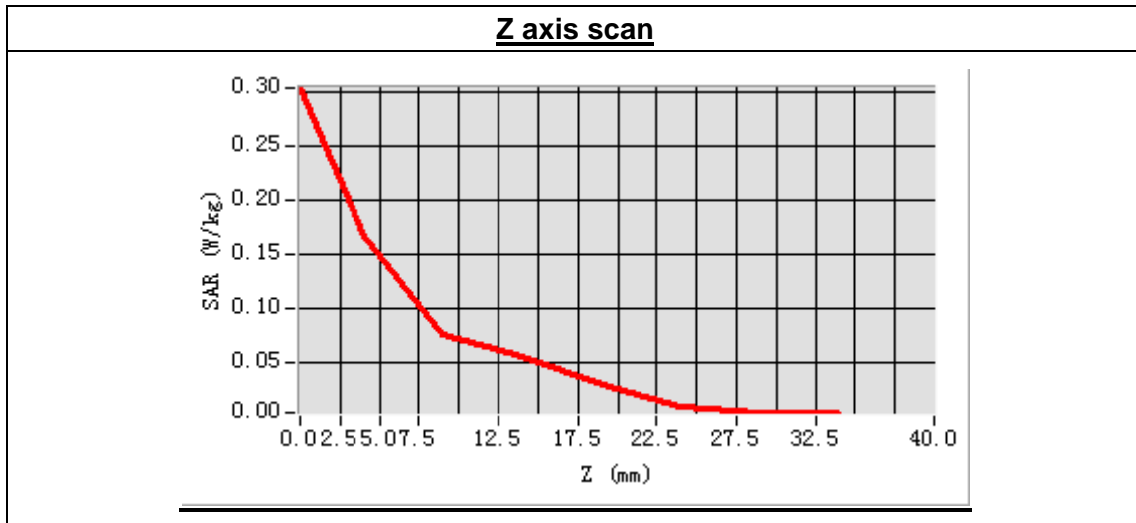
Frequency (MHz)	2441.000000
Relative permittivity (real part)	39.307254
Conductivity (S/m)	1.786292
Power drift (%)	-3.690000
Ambient Temperature:	22.3°C
Liquid Temperature:	21.5°C
ConvF:	4.80
Crest factor:	1:1



Maximum location: X=-45.00, Y=-78.00

SAR Peak: 0.30 W/kg

SAR 10g (W/Kg)	0.077233
SAR 1g (W/Kg)	0.160313



MEASUREMENT 48

Type: Phone measurement (Complete)

Area scan resolution: dx=8mm,dy=8mm

Zoom scan resolution: dx=5mm, dy=5mm, dz=5mm

Date of measurement: 2014.5.9

Measurement duration: 7 minutes 55 seconds

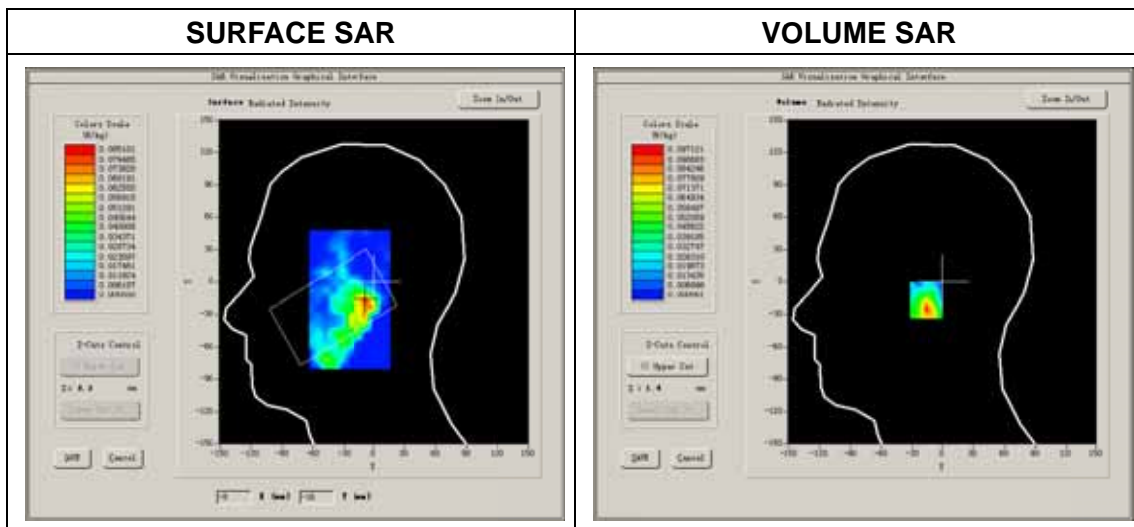
A. Experimental conditions.

Phantom File	surf_sam_plan.txt
Phantom	Right head
Device Position	Tilt
Band	Bluetooth
Channels	Middle
Signal	GFSK

B. SAR Measurement Results

Middle Band SAR (Channel 39)

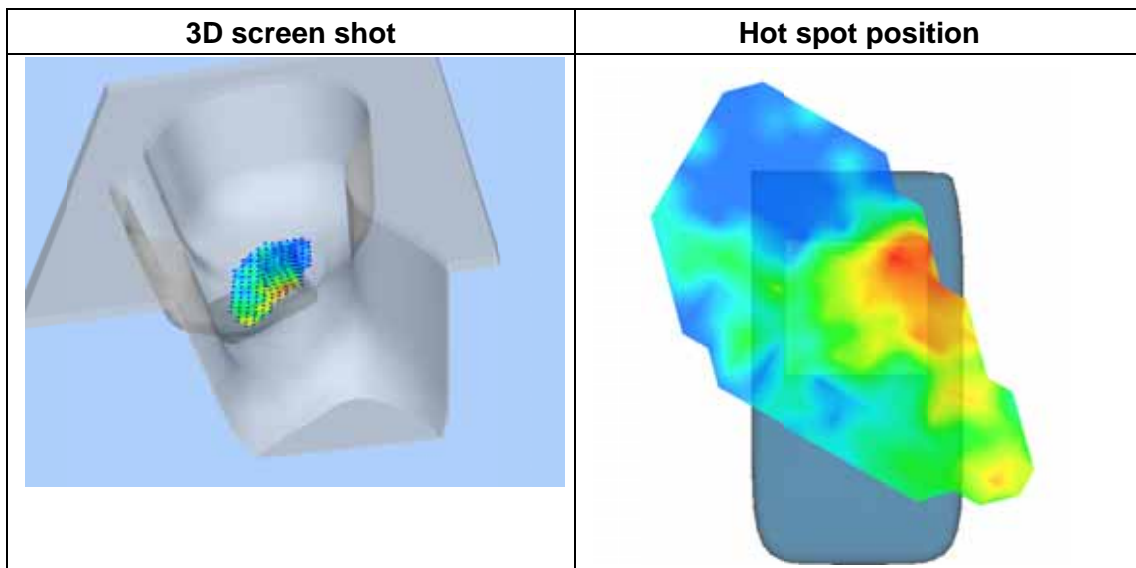
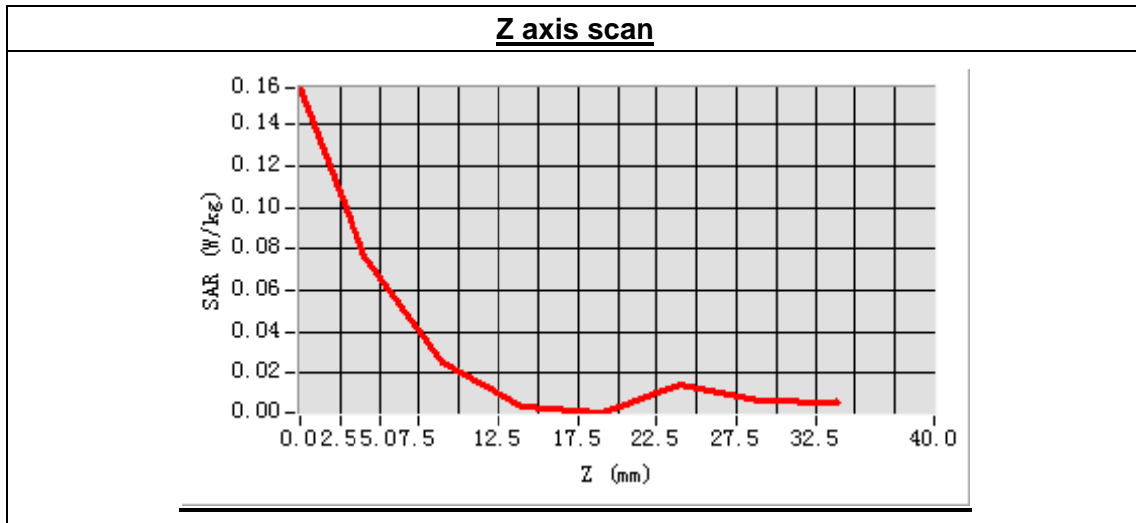
Frequency (MHz)	2441.000000
Relative permittivity (real part)	39.307254
Conductivity (S/m)	1.786292
Power drift (%)	4.620000
Ambient Temperature:	22.3°C
Liquid Temperature:	21.5°C
ConvF:	4.80
Crest factor:	1:1



Maximum location: X=-8.00, Y=-17.00

SAR Peak: 0.22 W/kg

SAR 10g (W/Kg)	0.039561
SAR 1g (W/Kg)	0.096345



MEASUREMENT 49

Type: Phone measurement (Complete)

Area scan resolution: dx=8mm,dy=8mm

Zoom scan resolution: dx=5mm, dy=5mm, dz=5mm

Date of measurement: 2014.5.9

Measurement duration: 8 minutes 24 seconds

A. Experimental conditions.

Phantom File	surf_sam_plan.txt
Phantom	Left head
Device Position	Cheek
Band	Bluetooth
Channels	Middle
Signal	GFSK

B. SAR Measurement Results

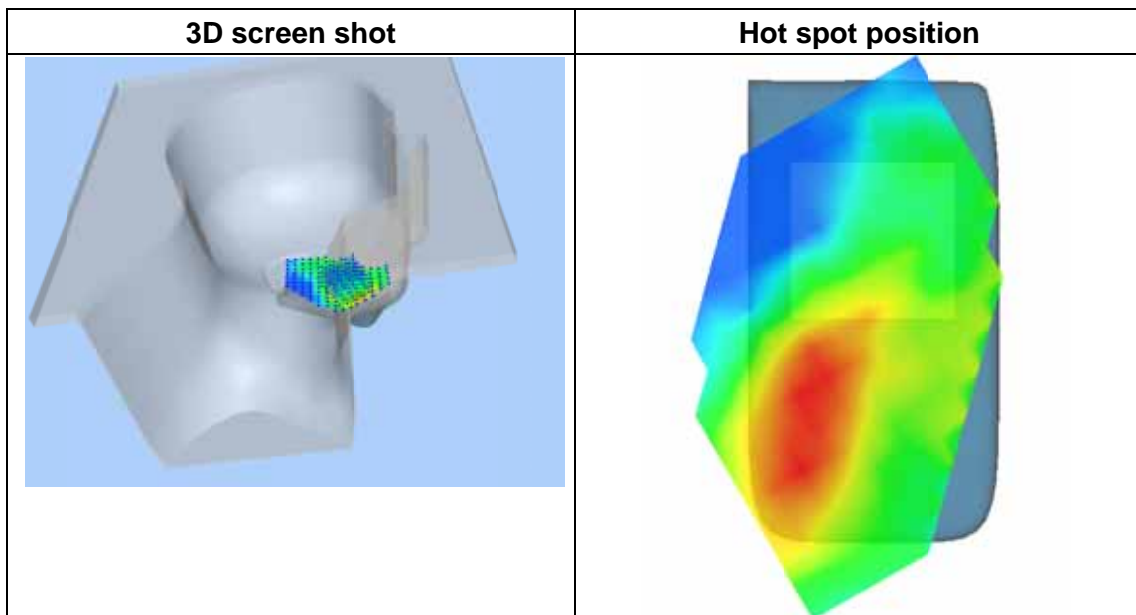
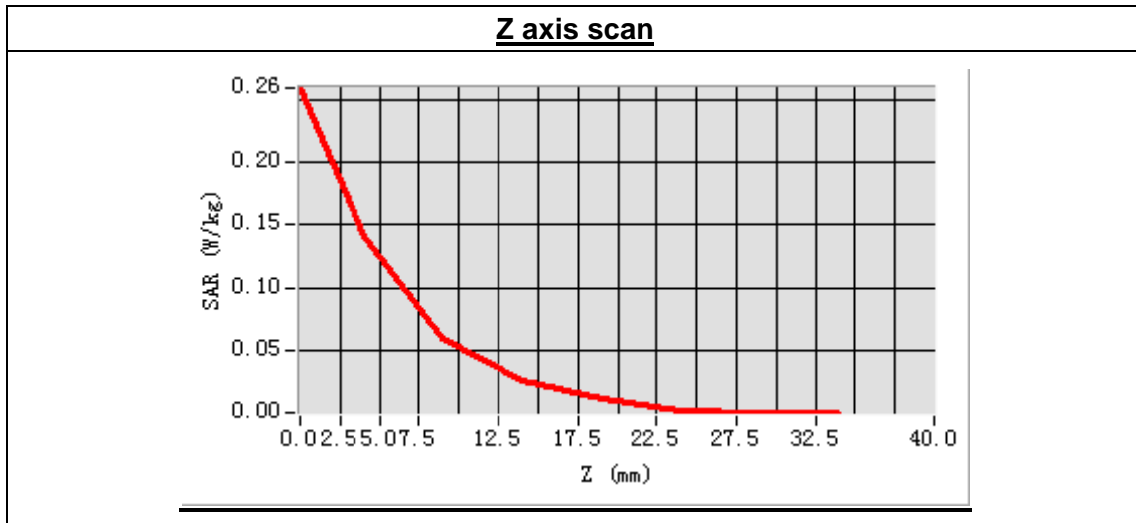
Middle Band SAR (Channel 39)

Frequency (MHz)	2441.000000
Relative permittivity (real part)	39.307254
Conductivity (S/m)	1.786292
Power drift (%)	2.330000
Ambient Temperature:	22.3°C
Liquid Temperature:	21.5°C
ConvF:	4.80
Crest factor:	1:1



Maximum location: X=-63.00, Y=-56.00
 SAR Peak: 0.26 W/kg

SAR 10g (W/Kg)	0.066609
SAR 1g (W/Kg)	0.140546



MEASUREMENT 50

Type: Phone measurement (Complete)

Area scan resolution: dx=8mm,dy=8mm

Zoom scan resolution: dx=5mm, dy=5mm, dz=5mm

Date of measurement: 2014.5.9

Measurement duration: 8 minutes 3 seconds

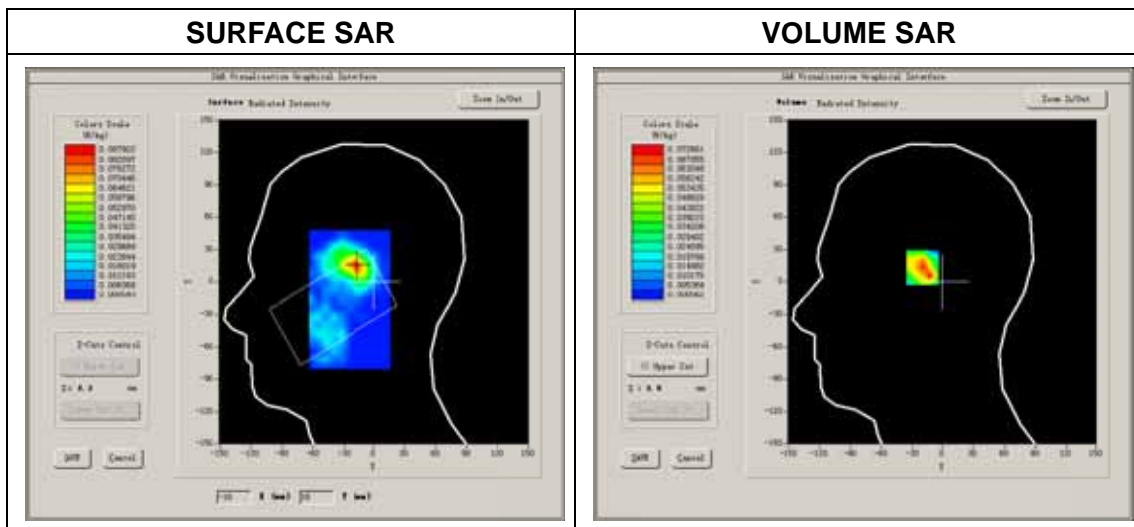
A. Experimental conditions.

Phantom File	surf_sam_plan.txt
Phantom	Left head
Device Position	Tilt
Band	Bluetooth
Channels	Middle
Signal	GFSK

B. SAR Measurement Results

Middle Band SAR (Channel 39)

Frequency (MHz)	2441.000000
Relative permittivity (real part)	39.307254
Conductivity (S/m)	1.786292
Power drift (%)	0.020000
Ambient Temperature:	22.3°C
Liquid Temperature:	21.5°C
ConvF:	4.80
Crest factor:	1:1



Maximum location: X=-17.00, Y=15.00

SAR Peak: 0.15 W/kg

SAR 10g (W/Kg)	0.027960
SAR 1g (W/Kg)	0.067699

