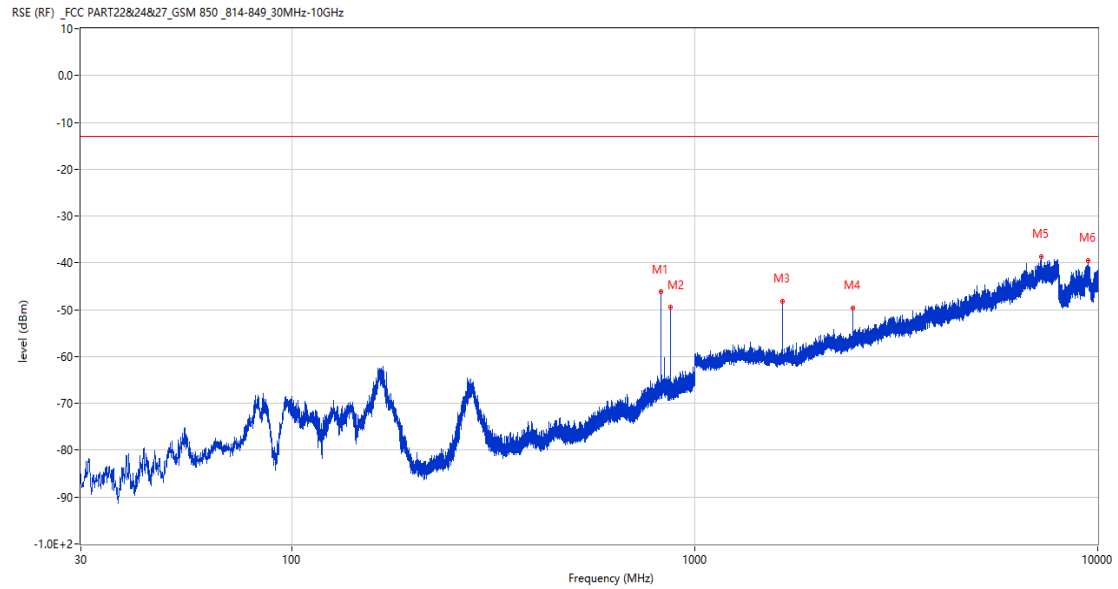


A.7 Field Strength of Spurious Radiation

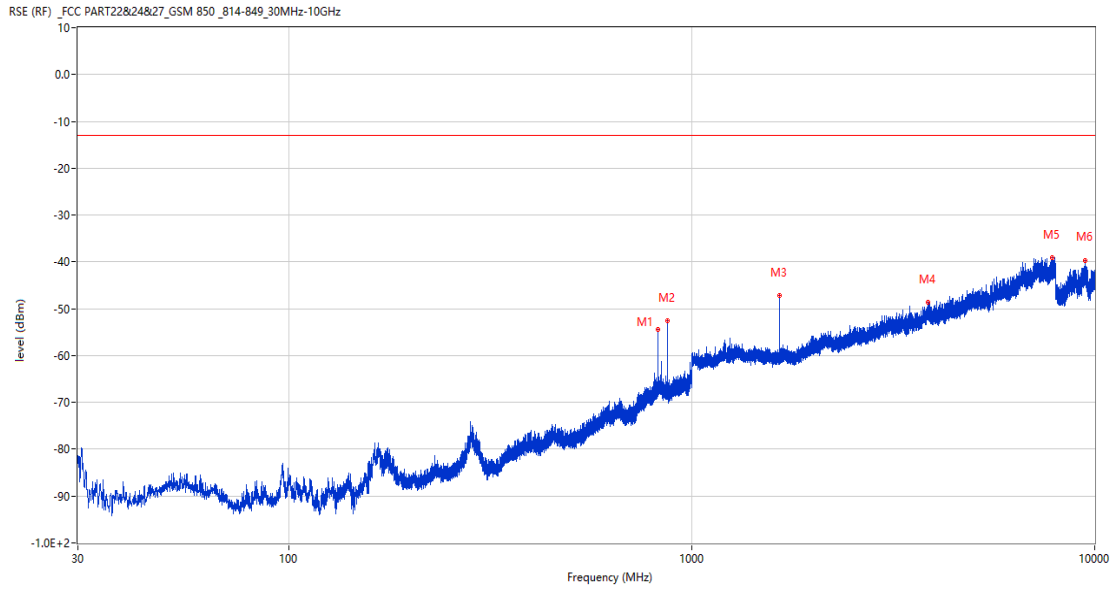
GSM
 1 GSM 850
 1.1 GSM 850 Low Channel

RSE-H&H GSM 850 CH128



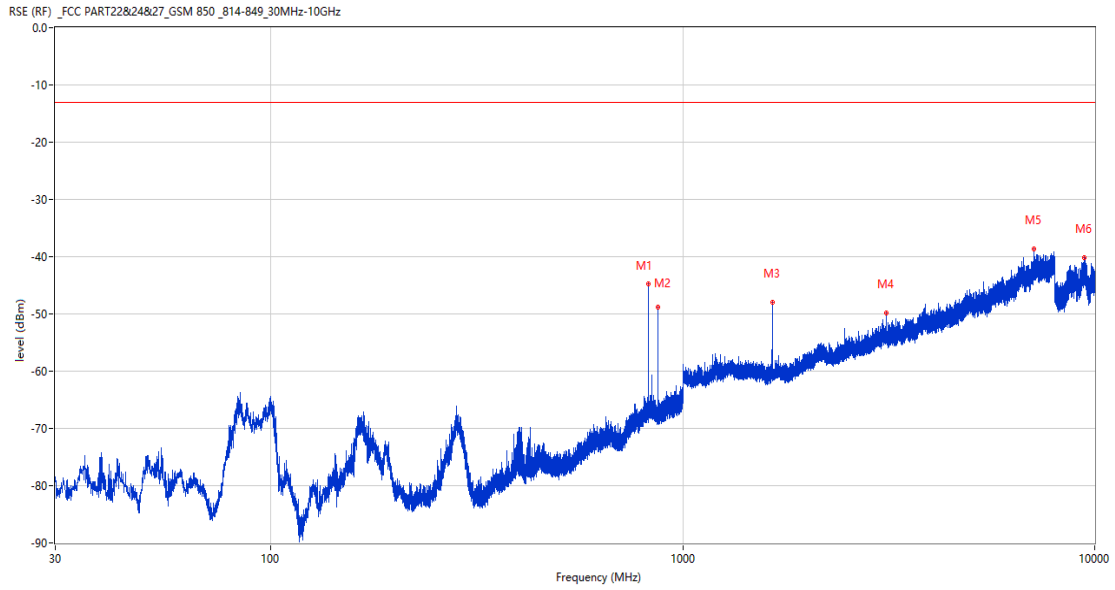
Frequency (MHz)	Result (dBm)	Factor (dB)	PK Limit (dBm)	Margin (dB)	Table (o)	ANT	EUT	Verdict
824.284	-46.06	4.26	-13.0	33.06	143.00	Horizontal	Horizontal	N/A
869.196	-49.51	3.50	-13.0	36.51	164.00	Horizontal	Horizontal	N/A
1649.100	-48.22	-5.92	-13.0	35.22	337.00	Horizontal	Horizontal	Pass
2473.200	-49.63	-1.67	-13.0	36.63	83.00	Horizontal	Horizontal	Pass
7227.500	-38.75	14.17	-13.0	25.75	160.00	Horizontal	Horizontal	Pass
9460.799	-39.51	13.55	-13.0	26.51	352.00	Horizontal	Horizontal	Pass

RSE-H&V GSM 850 CH128



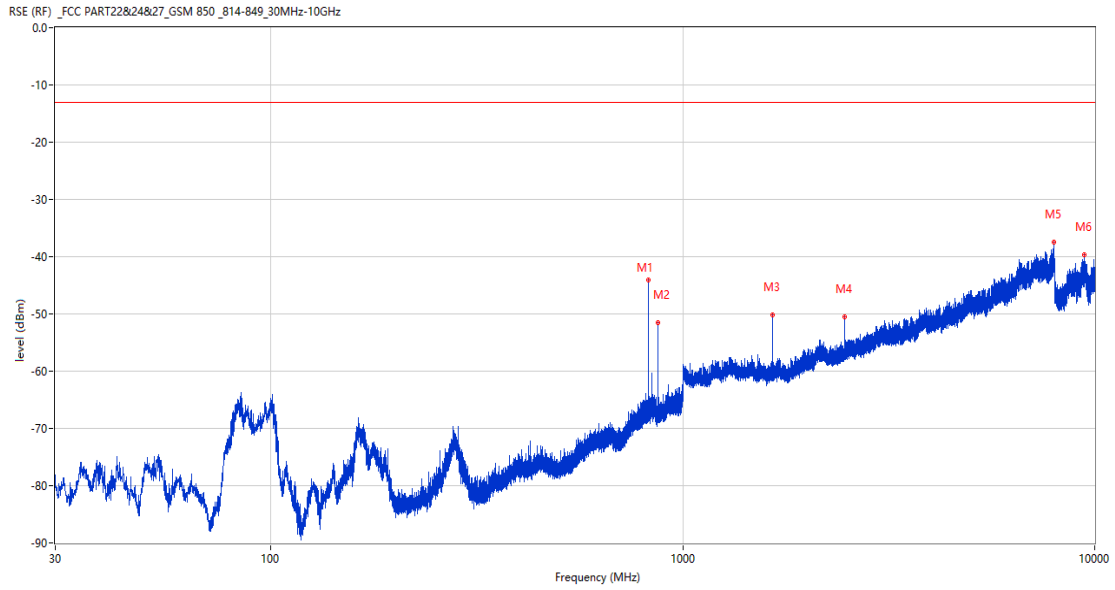
Frequency (MHz)	Result (dBm)	Factor (dB)	PK Limit (dBm)	Margin (dB)	Table (o)	ANT	EUT	Verdict
824.188	-54.52	4.26	-13.0	41.52	124.00	Horizontal	Vertical	N/A
869.292	-52.60	3.51	-13.0	39.60	171.00	Horizontal	Vertical	N/A
1648.900	-47.25	-5.92	-13.0	34.25	113.00	Horizontal	Vertical	Pass
3850.000	-48.60	7.07	-13.0	35.60	213.00	Horizontal	Vertical	Pass
7831.000	-39.10	15.02	-13.0	26.10	39.00	Horizontal	Vertical	Pass
9446.100	-39.62	13.75	-13.0	26.62	204.00	Horizontal	Vertical	Pass

RSE-V&V GSM 850 CH128



Frequency (MHz)	Result (dBm)	Factor (dB)	PK Limit (dBm)	Margin (dB)	Table (o)	ANT	EUT	Verdict
824.284	-44.79	4.26	-13.0	31.79	107.00	Vertical	Vertical	N/A
869.196	-48.78	3.50	-13.0	35.78	360.00	Vertical	Vertical	N/A
1649.400	-47.96	-5.89	-13.0	34.96	192.00	Vertical	Vertical	Pass
3113.000	-49.80	4.01	-13.0	36.80	360.00	Vertical	Vertical	Pass
7134.250	-38.62	13.84	-13.0	25.62	20.00	Vertical	Vertical	Pass
9445.000	-40.17	13.74	-13.0	27.17	12.00	Vertical	Vertical	Pass

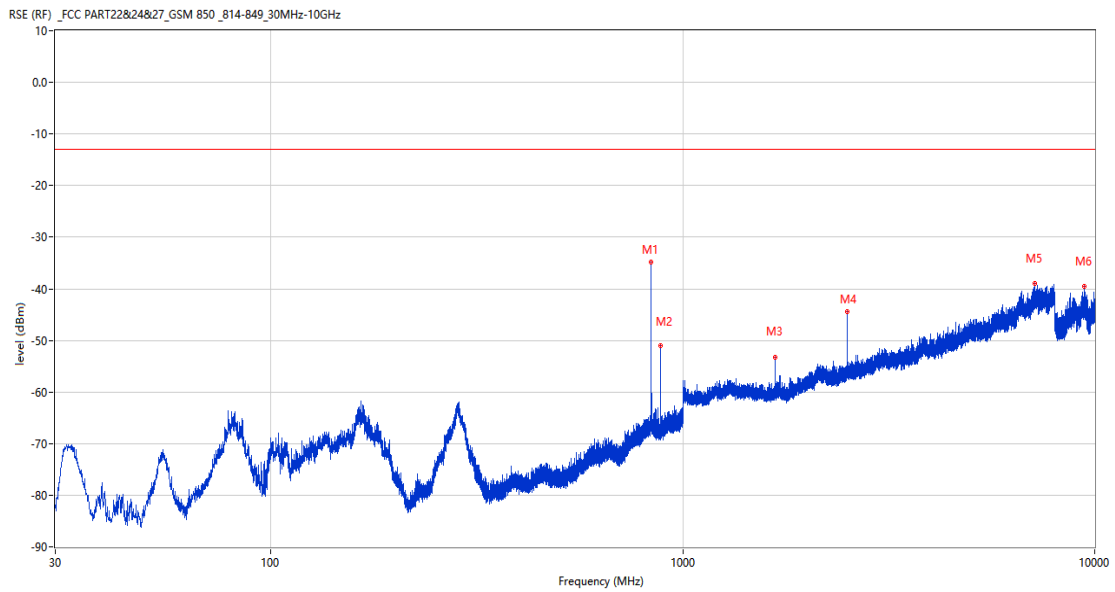
RSE-V&H GSM 850 CH128



Frequency (MHz)	Result (dBm)	Factor (dB)	PK Limit (dBm)	Margin (dB)	Table (o)	ANT	EUT	Verdict
824.284	-44.15	4.26	-13.0	31.15	33.00	Vertical	Horizontal	N/A
869.147	-51.60	3.50	-13.0	38.60	233.00	Vertical	Horizontal	N/A
1649.200	-50.24	-5.91	-13.0	37.24	184.00	Vertical	Horizontal	Pass
2473.200	-50.52	-1.67	-13.0	37.52	2.00	Vertical	Horizontal	Pass
7967.500	-37.47	15.26	-13.0	24.47	73.00	Vertical	Horizontal	Pass
9431.099	-39.70	13.63	-13.0	26.70	1.00	Vertical	Horizontal	Pass

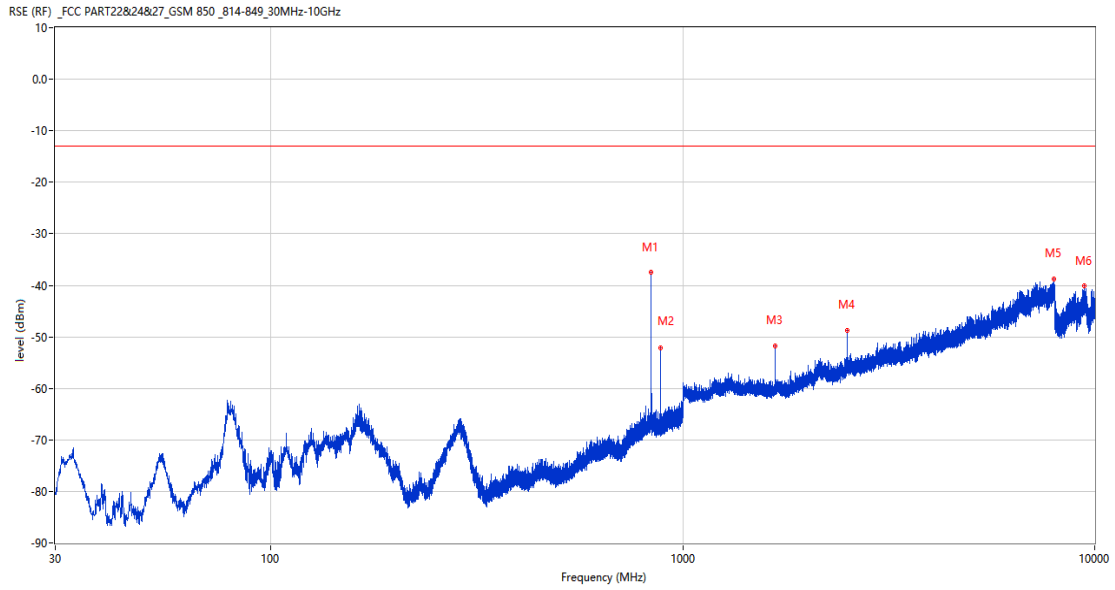
1.2 GSM 850 Middle Channel

RSE-H&H GSM 850 CH190



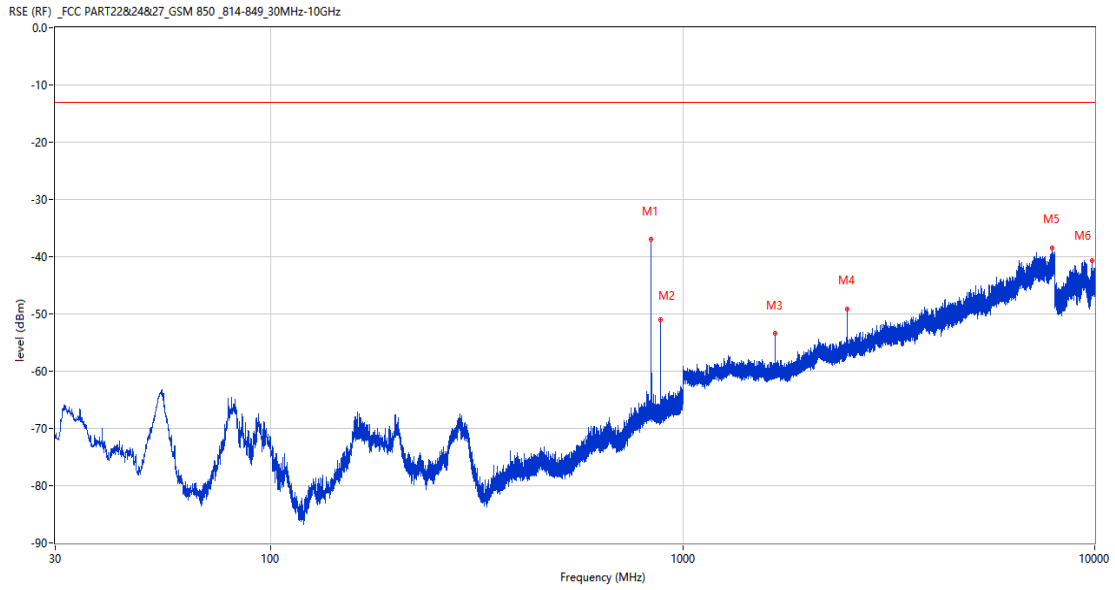
Frequency (MHz)	Result (dBm)	Factor (dB)	PK Limit (dBm)	Margin (dB)	Table (o)	ANT	EUT	Verdict
836.652	-34.89	4.74	-13.0	21.89	246.00	Horizontal	Horizontal	N/A
881.660	-51.03	3.51	-13.0	38.03	112.00	Horizontal	Horizontal	N/A
1674.200	-53.26	-5.65	-13.0	40.26	116.00	Horizontal	Horizontal	Pass
2510.800	-44.42	-0.64	-13.0	31.42	129.00	Horizontal	Horizontal	Pass
7141.000	-38.99	13.84	-13.0	25.99	181.00	Horizontal	Horizontal	Pass
9447.700	-39.56	13.76	-13.0	26.56	294.00	Horizontal	Horizontal	Pass

RSE-H&V GSM 850 CH190



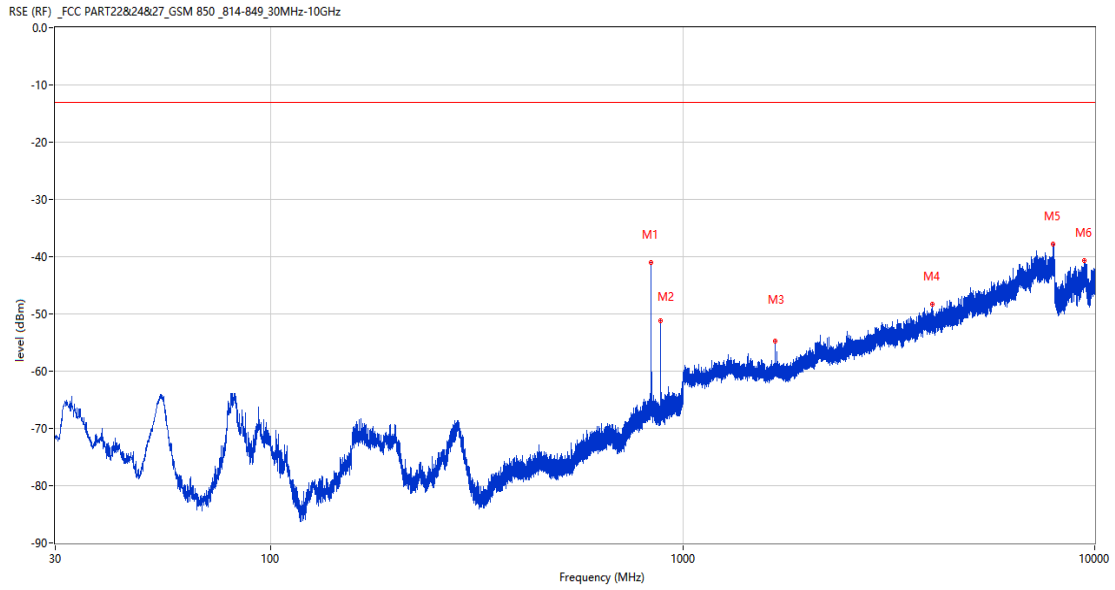
Frequency (MHz)	Result (dBm)	Factor (dB)	PK Limit (dBm)	Margin (dB)	Table (o)	ANT	EUT	Verdict
836.604	-37.47	4.74	-13.0	24.47	242.00	Horizontal	Vertical	N/A
881.563	-52.13	3.51	-13.0	39.13	175.00	Horizontal	Vertical	N/A
1673.800	-51.71	-5.62	-13.0	38.71	146.00	Horizontal	Vertical	Pass
2510.900	-48.72	-0.62	-13.0	35.72	126.00	Horizontal	Vertical	Pass
7969.250	-38.72	15.29	-13.0	25.72	227.00	Horizontal	Vertical	Pass
9430.300	-40.11	13.62	-13.0	27.11	318.00	Horizontal	Vertical	Pass

RSE-V&V GSM 850 CH190



Frequency (MHz)	Result (dBm)	Factor (dB)	PK Limit (dBm)	Margin (dB)	Table (o)	ANT	EUT	Verdict
836.652	-36.99	4.74	-13.0	23.99	47.00	Vertical	Vertical	N/A
881.660	-51.06	3.51	-13.0	38.06	253.00	Vertical	Vertical	N/A
1674.100	-53.47	-5.64	-13.0	40.47	327.00	Vertical	Vertical	Pass
2510.800	-49.09	-0.64	-13.0	36.09	340.00	Vertical	Vertical	Pass
7875.250	-38.42	14.71	-13.0	25.42	356.00	Vertical	Vertical	Pass
9847.000	-40.62	12.40	-13.0	27.62	246.00	Vertical	Vertical	Pass

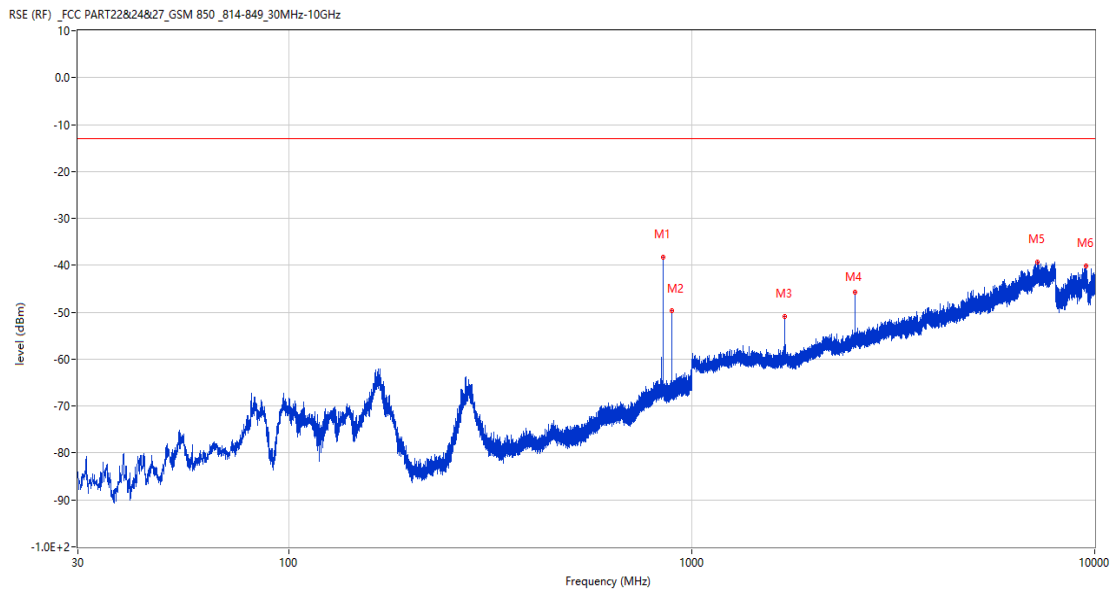
RSE-V&H GSM 850 CH190



Frequency (MHz)	Result (dBm)	Factor (dB)	PK Limit (dBm)	Margin (dB)	Table (o)	ANT	EUT	Verdict
836.652	-41.04	4.74	-13.0	28.04	273.00	Vertical	Horizontal	N/A
881.563	-51.26	3.51	-13.0	38.26	253.00	Vertical	Horizontal	N/A
1674.300	-54.73	-5.65	-13.0	41.73	267.00	Vertical	Horizontal	Pass
4039.750	-48.31	6.73	-13.0	35.31	288.00	Vertical	Horizontal	Pass
7914.750	-37.84	14.60	-13.0	24.84	148.00	Vertical	Horizontal	Pass
9450.200	-40.73	13.78	-13.0	27.73	343.00	Vertical	Horizontal	Pass

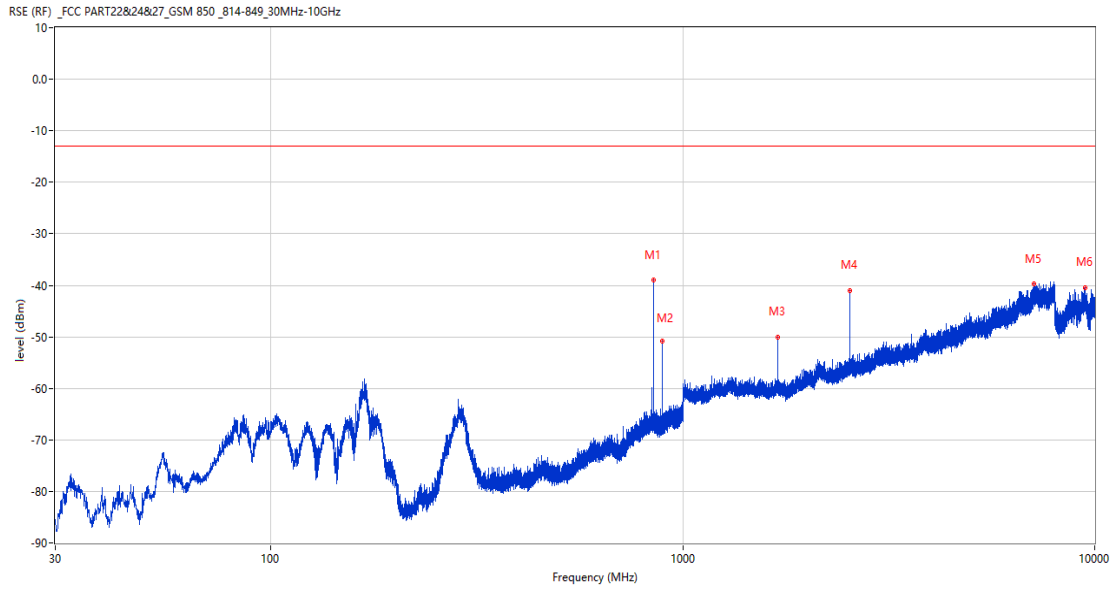
1.3 GSM 850 High Channel

RSE-H&H GSM 850 CH251



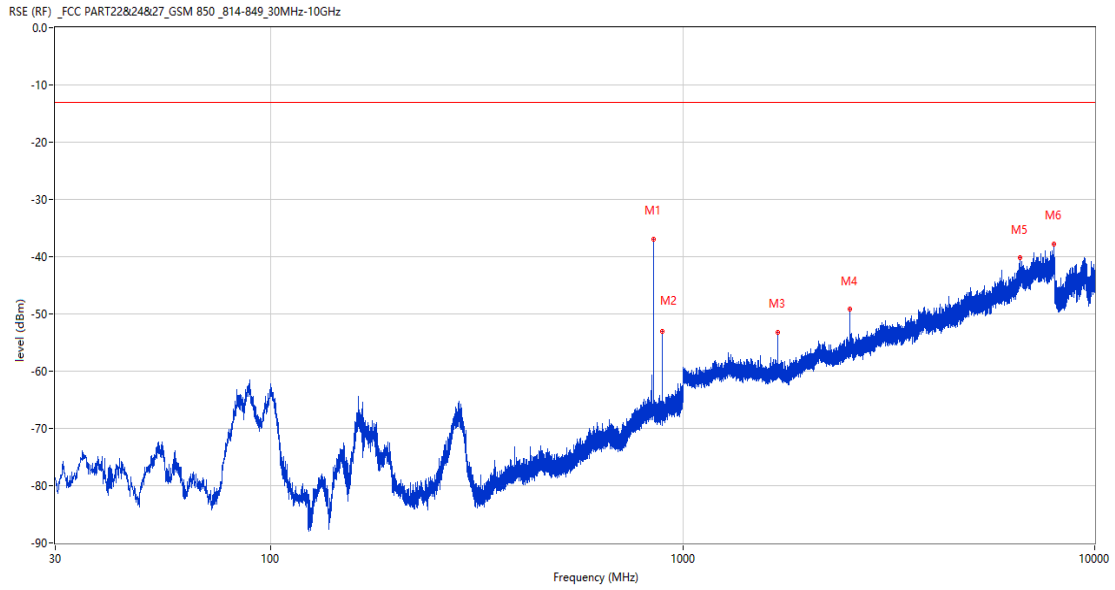
Frequency (MHz)	Result (dBm)	Factor (dB)	PK Limit (dBm)	Margin (dB)	Table (o)	ANT	EUT	Verdict
848.874	-38.30	4.53	-13.0	25.30	5.00	Horizontal	Horizontal	N/A
893.833	-49.75	4.01	-13.0	36.75	286.00	Horizontal	Horizontal	N/A
1698.100	-50.90	-4.96	-13.0	37.90	141.00	Horizontal	Horizontal	Pass
2547.300	-45.77	-0.43	-13.0	32.77	91.00	Horizontal	Horizontal	Pass
7204.750	-39.37	14.19	-13.0	26.37	144.00	Horizontal	Horizontal	Pass
9515.700	-40.23	12.91	-13.0	27.23	37.00	Horizontal	Horizontal	Pass

RSE-H&V GSM 850 CH251



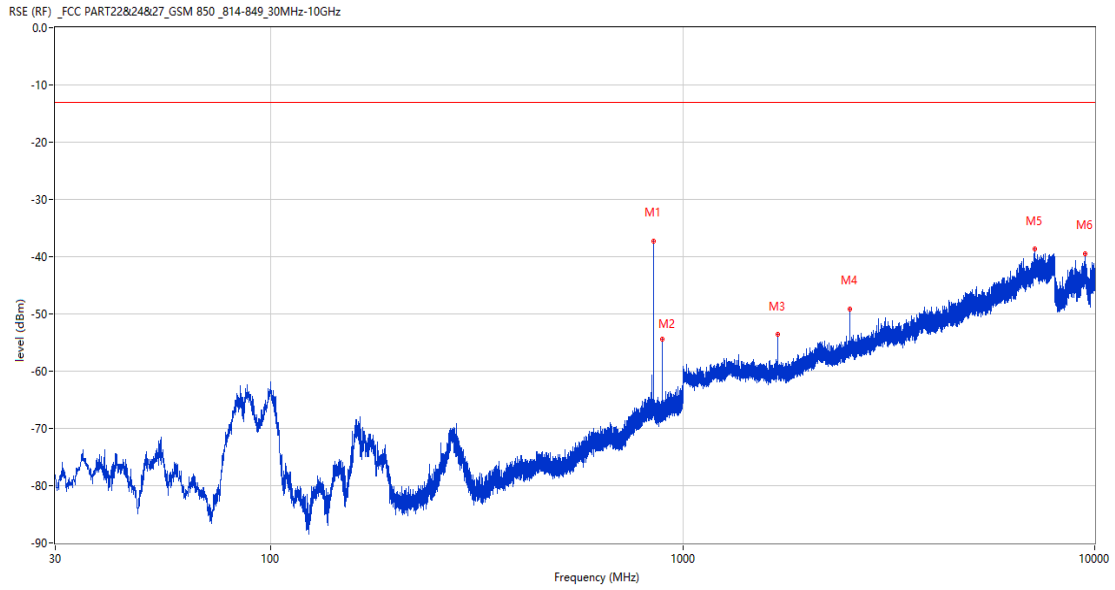
Frequency (MHz)	Result (dBm)	Factor (dB)	PK Limit (dBm)	Margin (dB)	Table (o)	ANT	EUT	Verdict
848.874	-39.01	4.53	-13.0	26.01	139.00	Horizontal	Vertical	N/A
893.737	-50.81	4.01	-13.0	37.81	66.00	Horizontal	Vertical	N/A
1698.300	-50.01	-4.94	-13.0	37.01	2.00	Horizontal	Vertical	Pass
2547.000	-40.98	-0.34	-13.0	27.98	143.00	Horizontal	Vertical	Pass
7125.750	-39.78	13.85	-13.0	26.78	299.00	Horizontal	Vertical	Pass
9480.600	-40.47	13.13	-13.0	27.47	61.00	Horizontal	Vertical	Pass

RSE-V&V GSM 850 CH251



Frequency (MHz)	Result (dBm)	Factor (dB)	PK Limit (dBm)	Margin (dB)	Table (o)	ANT	EUT	Verdict
848.874	-36.88	4.53	-13.0	23.88	37.00	Vertical	Vertical	N/A
893.785	-53.03	4.01	-13.0	40.03	359.00	Vertical	Vertical	N/A
1698.300	-53.19	-4.94	-13.0	40.19	203.00	Vertical	Vertical	Pass
2547.200	-49.20	-0.40	-13.0	36.20	121.00	Vertical	Vertical	Pass
6575.250	-40.22	13.22	-13.0	27.22	141.00	Vertical	Vertical	Pass
7954.500	-37.77	14.95	-13.0	24.77	3.00	Vertical	Vertical	Pass

RSE-V&H GSM 850 CH251

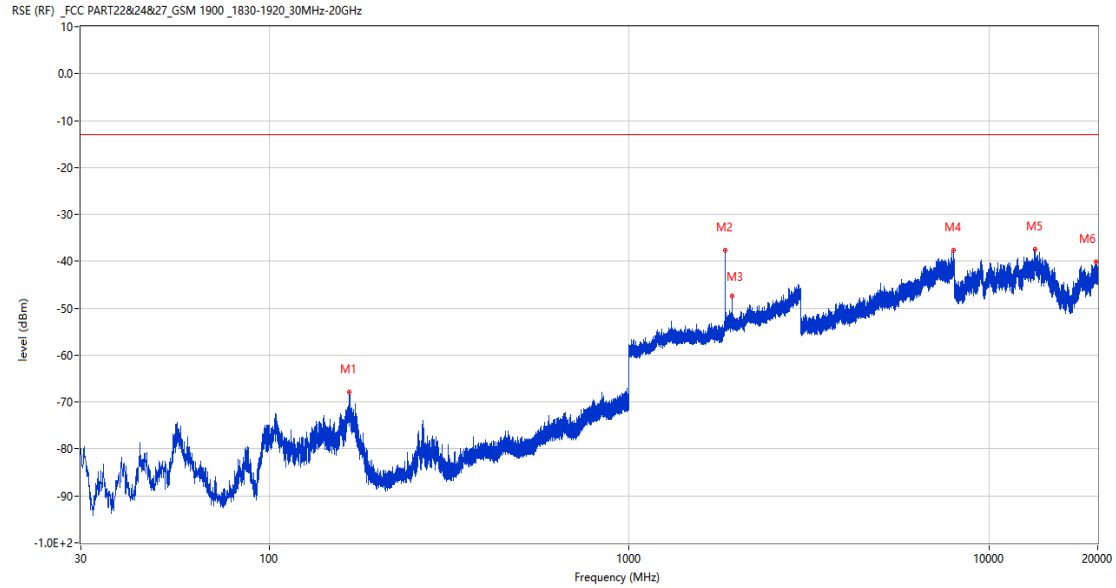


Frequency (MHz)	Result (dBm)	Factor (dB)	PK Limit (dBm)	Margin (dB)	Table (o)	ANT	EUT	Verdict
848.874	-37.23	4.53	-13.0	24.23	37.00	Vertical	Horizontal	N/A
893.833	-54.49	4.01	-13.0	41.49	188.00	Vertical	Horizontal	N/A
1698.200	-53.57	-4.95	-13.0	40.57	152.00	Vertical	Horizontal	Pass
2547.400	-49.13	-0.46	-13.0	36.13	360.00	Vertical	Horizontal	Pass
7159.000	-38.67	13.84	-13.0	25.67	3.00	Vertical	Horizontal	Pass
9484.200	-39.56	13.05	-13.0	26.56	1.00	Vertical	Horizontal	Pass

2 GSM 1900

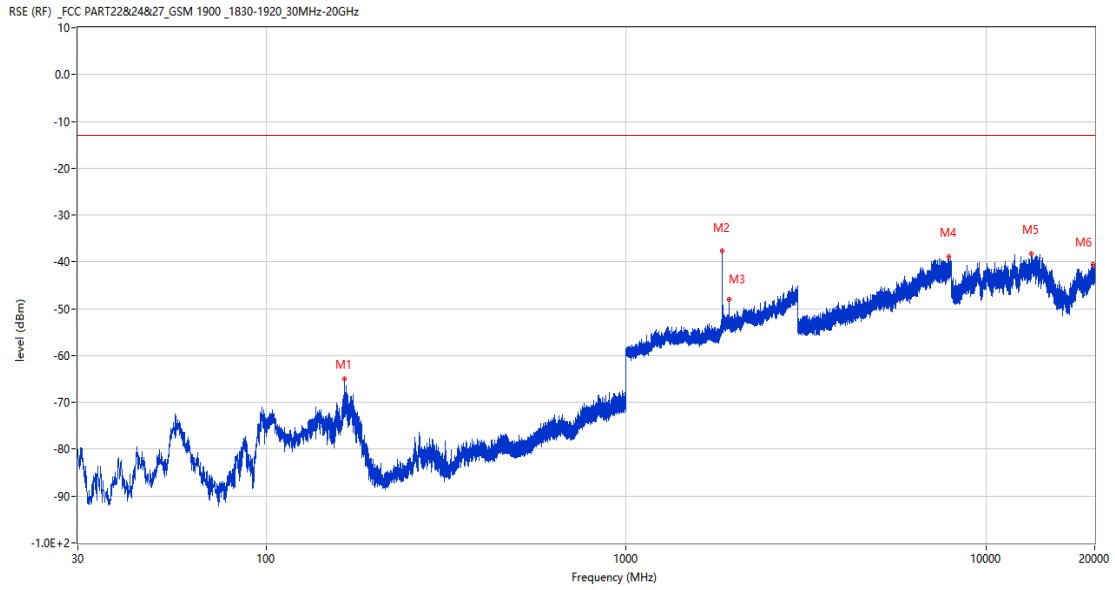
2.1 GSM 1900 Low Channel

RSE-H&H GSM 1900 CH512



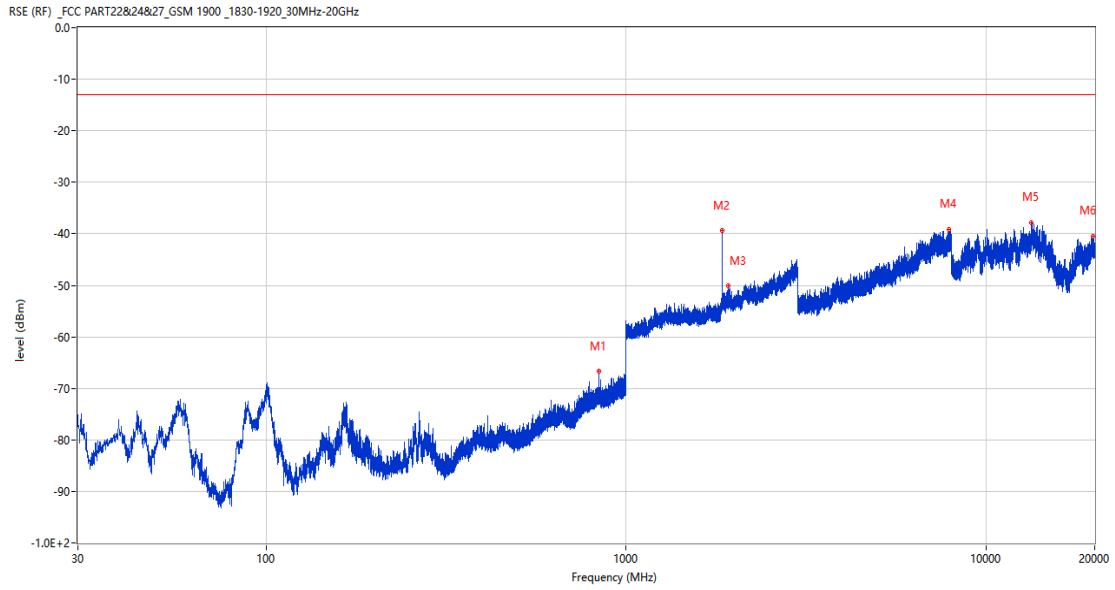
Frequency (MHz)	Result (dBm)	Factor (dB)	PK Limit (dBm)	Margin (dB)	Table (o)	ANT	EUT	Verdict
166.576	-67.99	-18.52	-13.0	54.99	232.00	Horizontal	Horizontal	Pass
1850.700	-37.59	1.16	-13.0	24.59	76.00	Horizontal	Horizontal	N/A
1930.700	-47.41	2.03	-13.0	34.41	254.00	Horizontal	Horizontal	N/A
7947.000	-37.59	15.09	-13.0	24.59	1.00	Horizontal	Horizontal	Pass
13375.674	-37.53	16.72	-13.0	24.53	360.00	Horizontal	Horizontal	Pass
19772.713	-40.09	12.67	-13.0	27.09	1.00	Horizontal	Horizontal	Pass

RSE-H&V GSM 1900 CH512



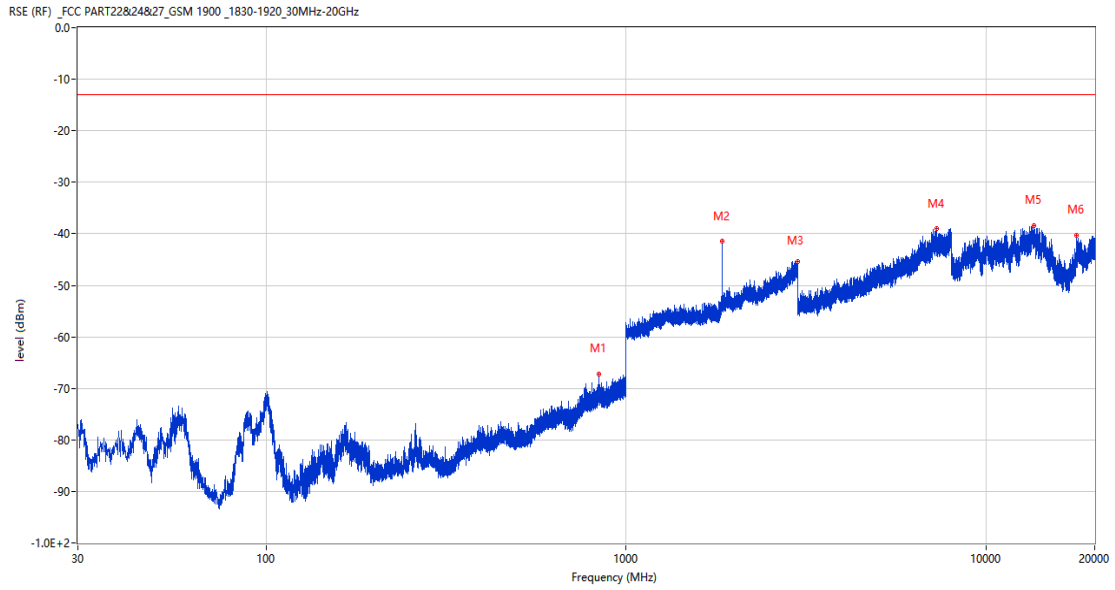
Frequency (MHz)	Result (dBm)	Factor (dB)	PK Limit (dBm)	Margin (dB)	Table (o)	ANT	EUT	Verdict
165.024	-65.05	-18.63	-13.0	52.05	236.00	Horizontal	Vertical	Pass
1850.900	-37.60	1.17	-13.0	24.60	131.00	Horizontal	Vertical	N/A
1930.700	-47.95	2.03	-13.0	34.95	83.00	Horizontal	Vertical	N/A
7873.250	-38.93	14.58	-13.0	25.93	279.00	Horizontal	Vertical	Pass
13329.637	-38.24	16.08	-13.0	25.24	360.00	Horizontal	Vertical	Pass
19725.588	-40.48	12.66	-13.0	27.48	244.00	Horizontal	Vertical	Pass

RSE-V&V GSM 1900 CH512



Frequency (MHz)	Result (dBm)	Factor (dB)	PK Limit (dBm)	Margin (dB)	Table (o)	ANT	EUT	Verdict
839.998	-66.71	-0.14	-13.0	53.71	123.00	Vertical	Vertical	Pass
1851.000	-39.42	1.17	-13.0	26.42	129.00	Vertical	Vertical	N/A
1925.100	-50.10	2.01	-13.0	37.10	257.00	Vertical	Vertical	Pass
7879.000	-39.19	14.83	-13.0	26.19	357.00	Vertical	Vertical	Pass
13348.850	-37.79	16.73	-13.0	24.79	1.00	Vertical	Vertical	Pass
19742.261	-40.44	12.66	-13.0	27.44	115.00	Vertical	Vertical	Pass

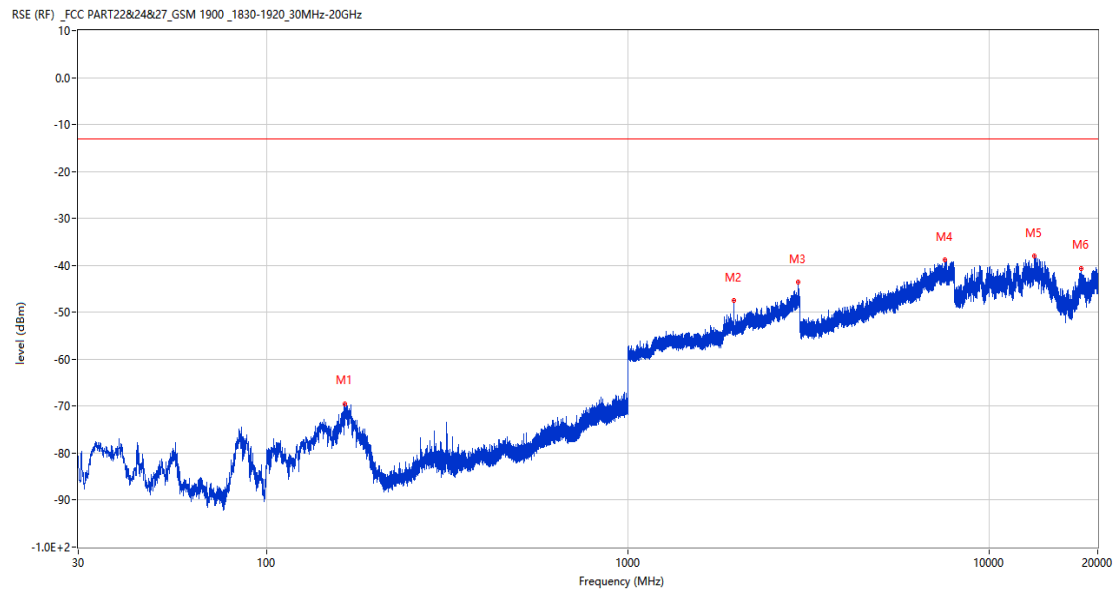
RSE-V&H GSM 1900 CH512



Frequency (MHz)	Result (dBm)	Factor (dB)	PK Limit (dBm)	Margin (dB)	Table (o)	ANT	EUT	Verdict
839.998	-67.21	-0.14	-13.0	54.21	1.00	Vertical	Horizontal	Pass
1850.800	-41.50	1.17	-13.0	28.50	162.00	Vertical	Horizontal	N/A
2989.400	-45.40	9.28	-13.0	32.40	1.00	Vertical	Horizontal	Pass
7262.000	-39.07	14.64	-13.0	26.07	50.00	Vertical	Horizontal	Pass
13542.425	-38.38	16.46	-13.0	25.38	360.00	Vertical	Horizontal	Pass
17824.274	-40.28	12.05	-13.0	27.28	360.00	Vertical	Horizontal	Pass

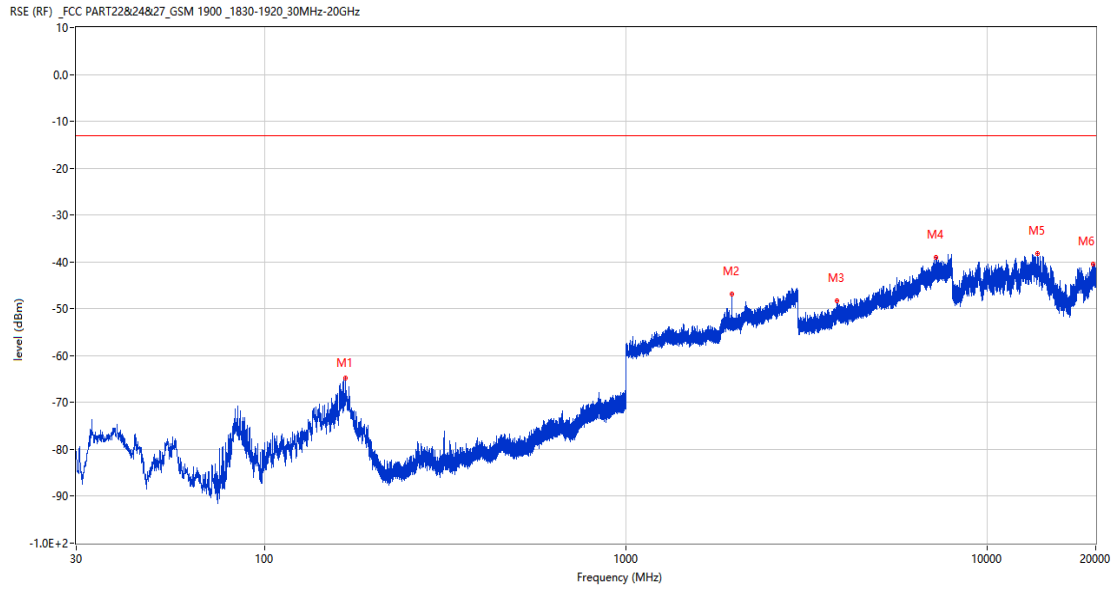
2.2 GSM 1900 Middle Channel

RSE-H&H GSM 1900 CH661



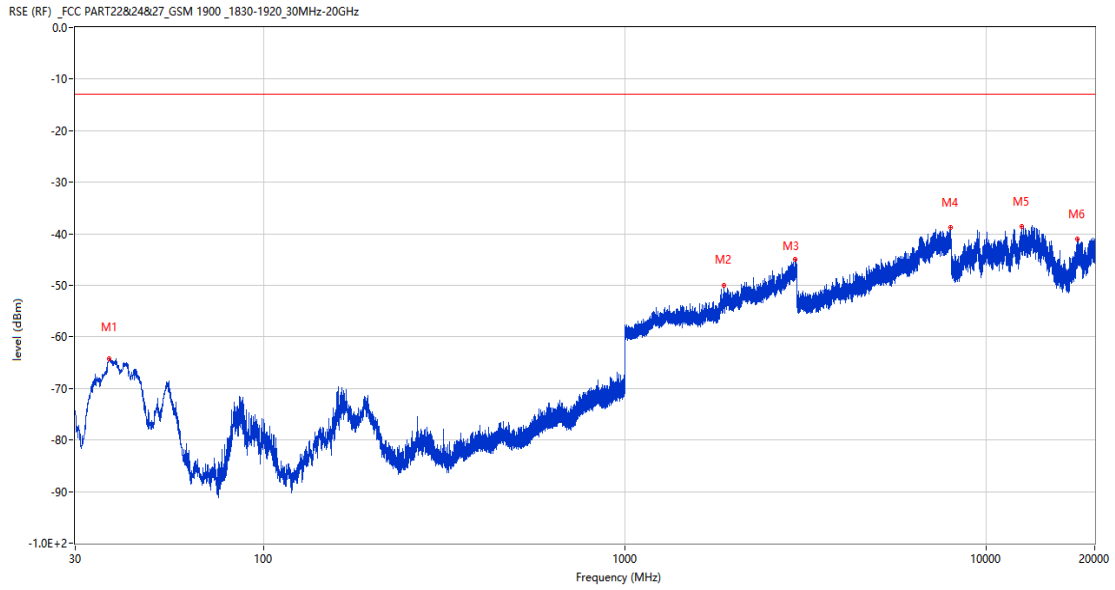
Frequency (MHz)	Result (dBm)	Factor (dB)	PK Limit (dBm)	Margin (dB)	Table (o)	ANT	EUT	Verdict
164.587	-69.43	-18.64	-13.0	56.43	228.00	Horizontal	Horizontal	Pass
1960.700	-47.53	1.23	-13.0	34.53	248.00	Horizontal	Horizontal	N/A
2962.500	-43.60	10.03	-13.0	30.60	239.00	Horizontal	Horizontal	Pass
7535.750	-38.89	13.17	-13.0	25.89	75.00	Horizontal	Horizontal	Pass
13349.576	-37.99	16.76	-13.0	24.99	94.00	Horizontal	Horizontal	Pass
17955.500	-40.60	13.66	-13.0	27.60	45.00	Horizontal	Horizontal	Pass

RSE-H&V GSM 1900 CH661



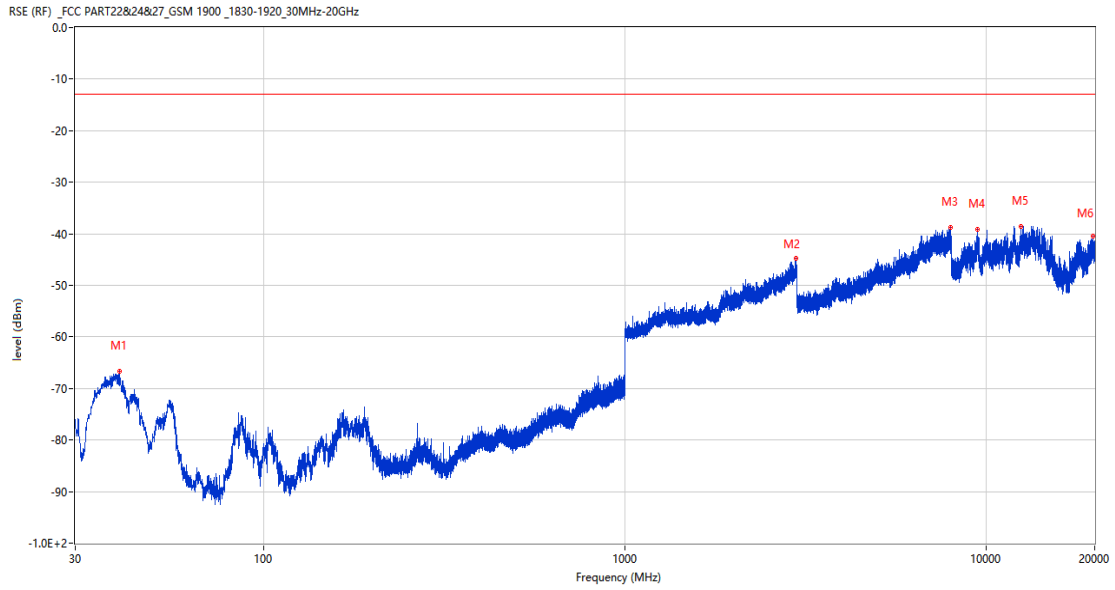
Frequency (MHz)	Result (dBm)	Factor (dB)	PK Limit (dBm)	Margin (dB)	Table (o)	ANT	EUT	Verdict
166.867	-64.76	-18.47	-13.0	51.76	234.00	Horizontal	Vertical	Pass
1960.800	-46.81	1.23	-13.0	33.81	63.00	Horizontal	Vertical	N/A
3839.500	-48.35	6.57	-13.0	35.35	156.00	Horizontal	Vertical	Pass
7229.500	-39.10	14.31	-13.0	26.10	134.00	Horizontal	Vertical	Pass
13828.076	-38.26	16.69	-13.0	25.26	317.00	Horizontal	Vertical	Pass
19662.150	-40.49	12.64	-13.0	27.49	3.00	Horizontal	Vertical	Pass

RSE-V&V GSM 1900 CH661



Frequency (MHz)	Result (dBm)	Factor (dB)	PK Limit (dBm)	Margin (dB)	Table (o)	ANT	EUT	Verdict
37.324	-64.31	-21.15	-13.0	51.31	1.00	Vertical	Vertical	Pass
1880.900	-50.00	1.63	-13.0	37.00	360.00	Vertical	Vertical	N/A
2967.200	-44.98	10.19	-13.0	31.98	154.00	Vertical	Vertical	Pass
7958.000	-38.85	14.94	-13.0	25.85	1.00	Vertical	Vertical	Pass
12531.025	-38.56	13.93	-13.0	25.56	347.00	Vertical	Vertical	Pass
17944.263	-41.10	13.59	-13.0	28.10	45.00	Vertical	Vertical	Pass

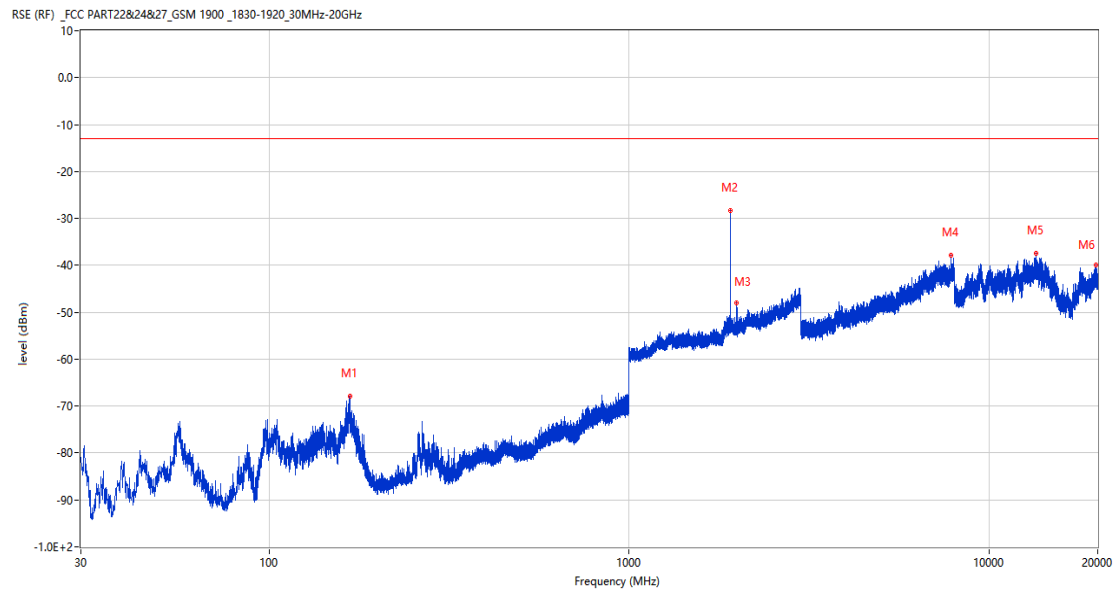
RSE-V&H GSM 1900 CH661



Frequency (MHz)	Result (dBm)	Factor (dB)	PK Limit (dBm)	Margin (dB)	Table (o)	ANT	EUT	Verdict
39.700	-66.66	-19.56	-13.0	53.66	3.00	Vertical	Horizontal	Pass
2969.000	-44.84	10.10	-13.0	31.84	1.00	Vertical	Horizontal	Pass
7956.750	-38.72	15.06	-13.0	25.72	169.00	Vertical	Horizontal	Pass
9486.513	-39.16	13.01	-13.0	26.16	287.00	Vertical	Horizontal	Pass
12501.100	-38.49	14.60	-13.0	25.49	360.00	Vertical	Horizontal	Pass
19805.700	-40.36	12.68	-13.0	27.36	3.00	Vertical	Horizontal	Pass

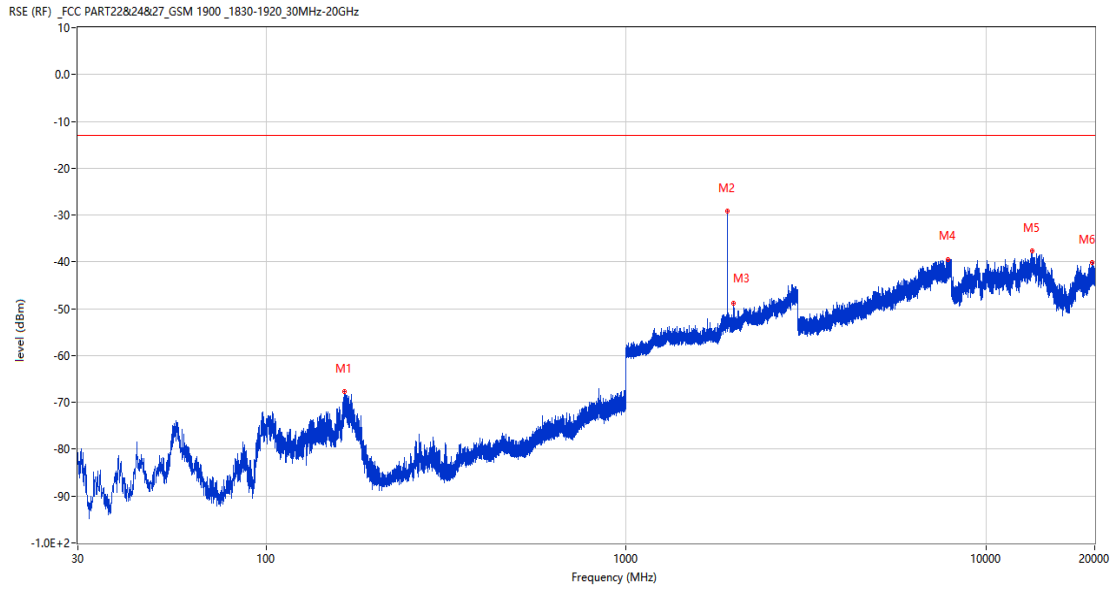
2.3 GSM 1900 High Channel

RSE-H&H GSM 1900 CH810



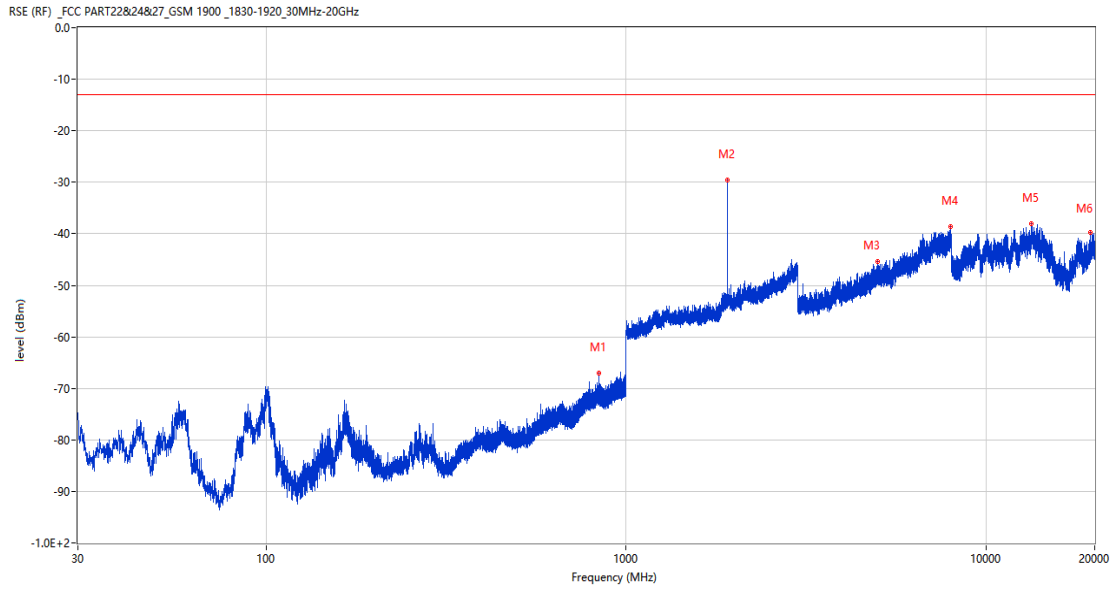
Frequency (MHz)	Result (dBm)	Factor (dB)	PK Limit (dBm)	Margin (dB)	Table (o)	ANT	EUT	Verdict
167.304	-67.88	-18.43	-13.0	54.88	206.00	Horizontal	Horizontal	Pass
1910.500	-28.38	1.96	-13.0	15.38	84.00	Horizontal	Horizontal	N/A
1990.400	-48.10	0.93	-13.0	35.10	260.00	Horizontal	Horizontal	N/A
7831.250	-37.94	15.01	-13.0	24.94	4.00	Horizontal	Horizontal	Pass
13452.888	-37.44	16.27	-13.0	24.44	360.00	Horizontal	Horizontal	Pass
19805.338	-39.85	12.68	-13.0	26.85	318.00	Horizontal	Horizontal	Pass

RSE-H&V GSM 1900 CH810



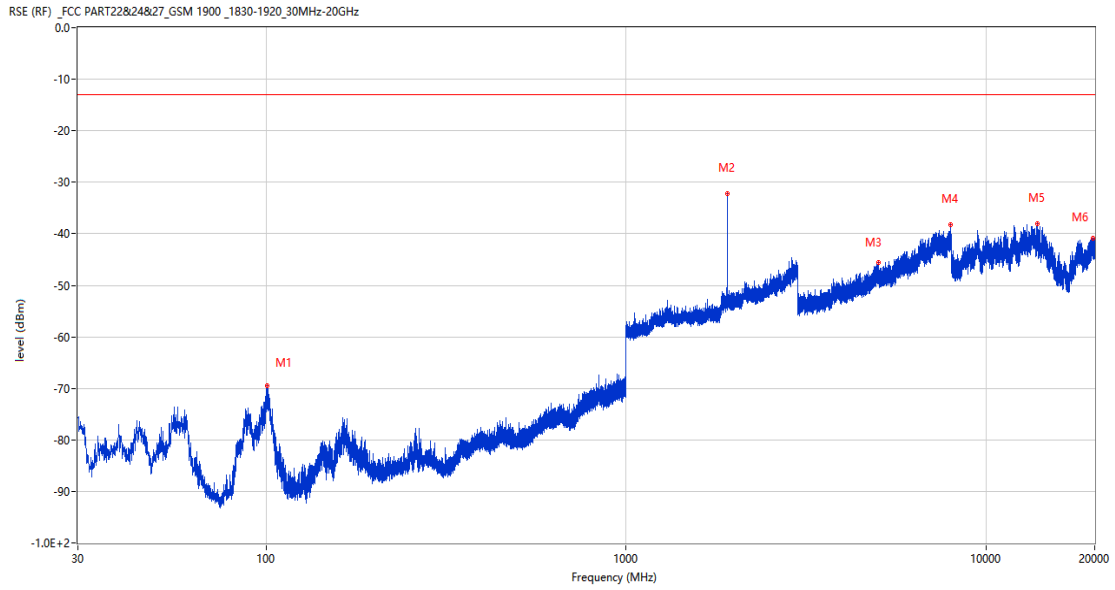
Frequency (MHz)	Result (dBm)	Factor (dB)	PK Limit (dBm)	Margin (dB)	Table (o)	ANT	EUT	Verdict
165.412	-67.65	-18.66	-13.0	54.65	268.00	Horizontal	Vertical	Pass
1910.600	-29.25	1.96	-13.0	16.25	316.00	Horizontal	Vertical	N/A
1990.400	-48.93	0.93	-13.0	35.93	217.00	Horizontal	Vertical	N/A
7816.750	-39.43	15.40	-13.0	26.43	1.00	Horizontal	Vertical	Pass
13409.388	-37.70	16.61	-13.0	24.70	116.00	Horizontal	Vertical	Pass
19634.962	-40.22	12.64	-13.0	27.22	1.00	Horizontal	Vertical	Pass

RSE-V&V GSM 1900 CH810



Frequency (MHz)	Result (dBm)	Factor (dB)	PK Limit (dBm)	Margin (dB)	Table (o)	ANT	EUT	Verdict
839.998	-67.01	-0.14	-13.0	54.01	33.00	Vertical	Vertical	Pass
1910.600	-29.57	1.96	-13.0	16.57	141.00	Vertical	Vertical	N/A
4987.750	-45.36	9.10	-13.0	32.36	360.00	Vertical	Vertical	Pass
7949.250	-38.61	15.10	-13.0	25.61	360.00	Vertical	Vertical	Pass
13345.225	-38.04	16.61	-13.0	25.04	78.00	Vertical	Vertical	Pass
19460.600	-39.79	12.60	-13.0	26.79	360.00	Vertical	Vertical	Pass

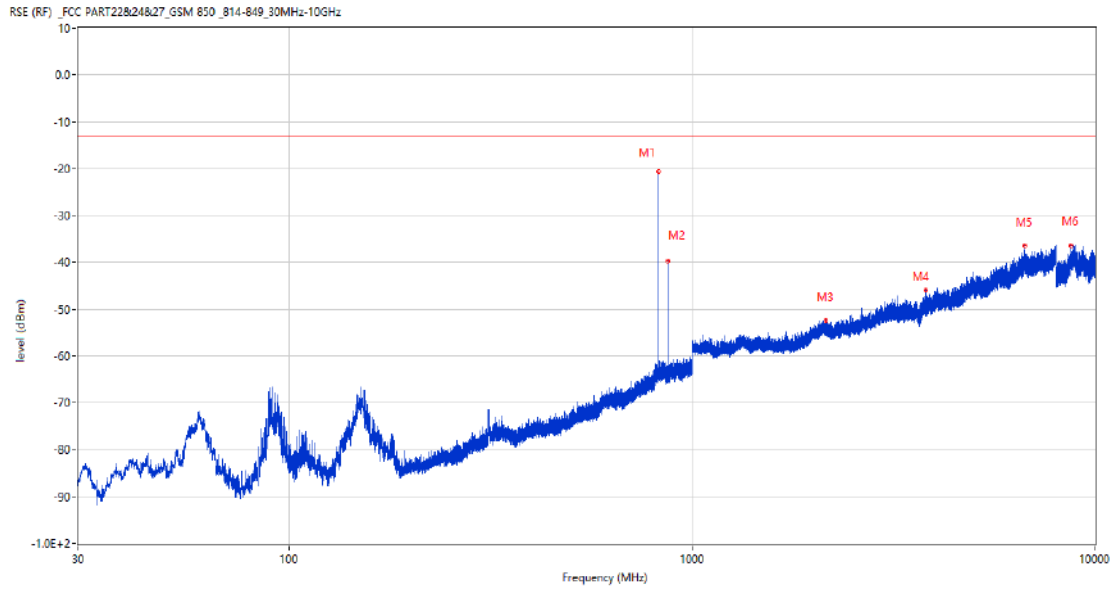
RSE-V&H GSM 1900 CH810



Frequency (MHz)	Result (dBm)	Factor (dB)	PK Limit (dBm)	Margin (dB)	Table (o)	ANT	EUT	Verdict
100.713	-69.48	-19.36	-13.0	56.48	280.00	Vertical	Horizontal	Pass
1910.500	-32.18	1.96	-13.0	19.18	149.00	Vertical	Horizontal	N/A
5009.250	-45.64	8.94	-13.0	32.64	7.00	Vertical	Horizontal	Pass
7964.500	-38.23	15.10	-13.0	25.23	1.00	Vertical	Horizontal	Pass
13826.625	-37.95	16.71	-13.0	24.95	150.00	Vertical	Horizontal	Pass
19754.949	-40.81	12.67	-13.0	27.81	1.00	Vertical	Horizontal	Pass

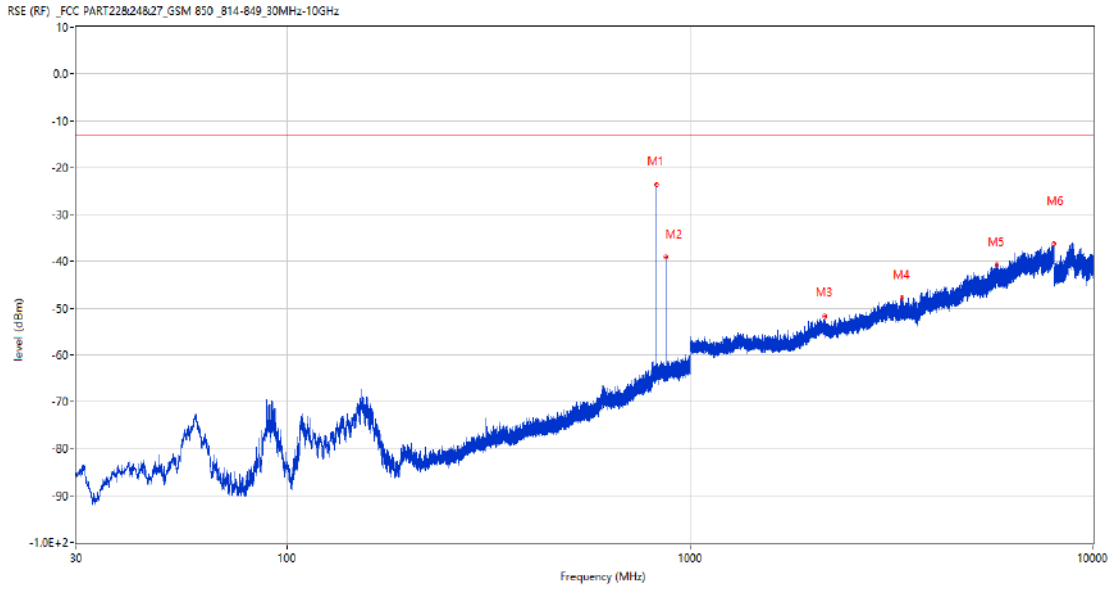
EGPRS
 3 EGPRS 850
 3.1 EGPRS 850 Low Channel

RSE-H&H EGPRS 850 CH128



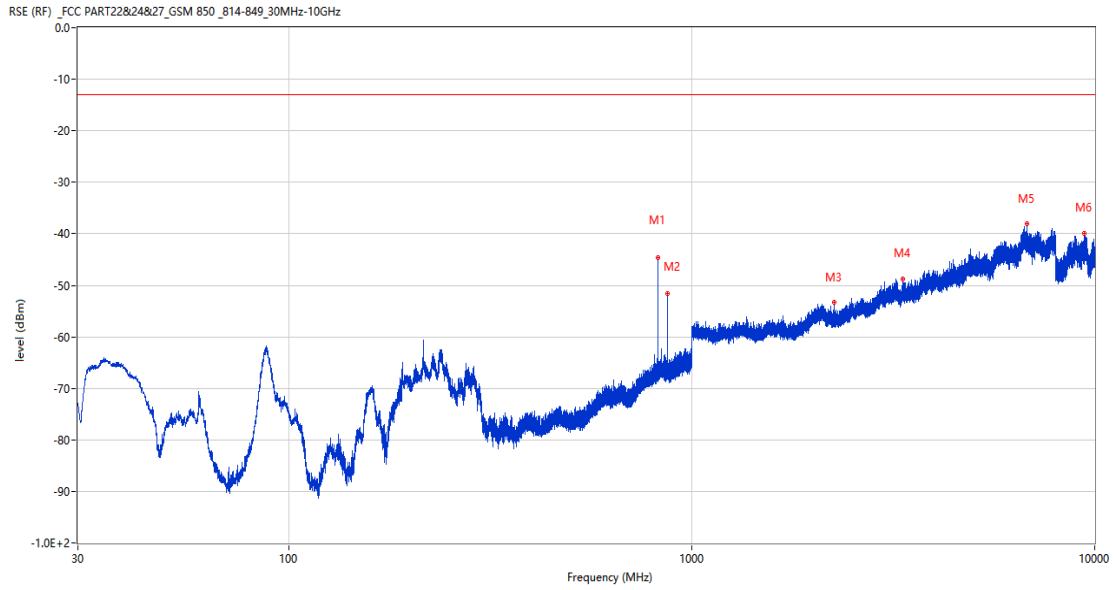
Frequency (MHz)	Result (dBm)	Factor (dB)	PK Limit (dBm)	Margin (dB)	Table (o)	ANT	EUT	Verdict
824.236	-20.73	6.91	-13.0	7.73	289.00	Horizontal	Horizontal	N/A
869.147	-39.80	6.35	-13.0	26.80	360.00	Horizontal	Horizontal	N/A
2150.900	-52.31	-0.06	-13.0	39.31	119.00	Horizontal	Horizontal	Pass
3807.750	-45.98	9.06	-13.0	32.98	136.00	Horizontal	Horizontal	Pass
6687.750	-36.36	17.04	-13.0	23.36	186.00	Horizontal	Horizontal	Pass
8690.099	-36.31	19.12	-13.0	23.31	265.00	Horizontal	Horizontal	Pass

RSE-H&V EGPRS 850 CH128



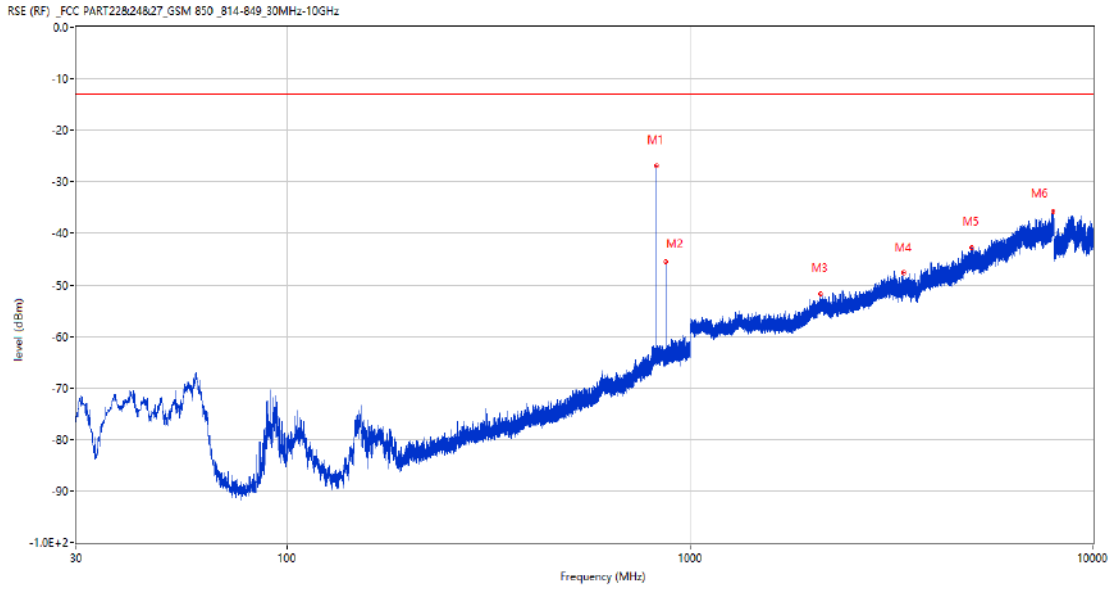
Frequency (MHz)	Result (dBm)	Factor (dB)	PK Limit (dBm)	Margin (dB)	Table (o)	ANT	EUT	Verdict
824.188	-23.60	6.91	-13.0	10.60	108.00	Horizontal	Vertical	N/A
869.292	-39.15	6.37	-13.0	26.15	347.00	Horizontal	Vertical	N/A
2164.300	-51.65	-0.24	-13.0	38.65	217.00	Horizontal	Vertical	Pass
3357.000	-47.73	6.85	-13.0	34.73	90.00	Horizontal	Vertical	Pass
5764.750	-40.78	14.37	-13.0	27.78	253.00	Horizontal	Vertical	Pass
7998.500	-36.13	18.88	-13.0	23.13	3.00	Horizontal	Vertical	Pass

RSE-V&V EGPRS 850 CH128



Frequency (MHz)	Result (dBm)	Factor (dB)	PK Limit (dBm)	Margin (dB)	Table (o)	ANT	EUT	Verdict
824.284	-26.30	6.91	-13.0	13.30	360.00	Vertical	Vertical	N/A
869.196	-45.18	6.35	-13.0	32.18	0.00	Vertical	Vertical	N/A
2126.200	-51.78	-0.32	-13.0	38.78	220.00	Vertical	Vertical	Pass
5213.000	-41.27	12.34	-13.0	28.27	236.00	Vertical	Vertical	Pass
7943.750	-36.13	18.88	-13.0	23.13	318.00	Vertical	Vertical	Pass
8834.500	-36.02	20.11	-13.0	23.02	220.00	Vertical	Vertical	Pass

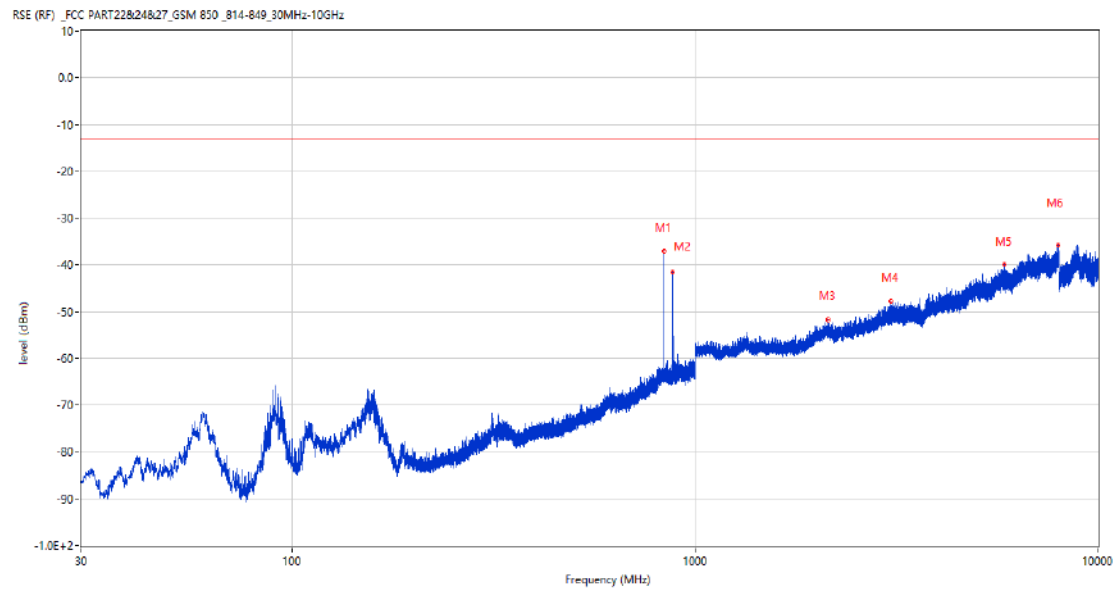
RSE-V&H EGPRS 850 CH128



Frequency (MHz)	Result (dBm)	Factor (dB)	PK Limit (dBm)	Margin (dB)	Table (o)	ANT	EUT	Verdict
824.284	-26.89	6.91	-13.0	13.89	165.00	Vertical	Horizontal	N/A
869.244	-45.61	6.36	-13.0	32.61	302.00	Vertical	Horizontal	N/A
2102.800	-51.74	0.13	-13.0	38.74	302.00	Vertical	Horizontal	Pass
3388.000	-47.71	6.82	-13.0	34.71	1.00	Vertical	Horizontal	Pass
4983.000	-42.68	13.29	-13.0	29.68	22.00	Vertical	Horizontal	Pass
7973.750	-35.69	18.11	-13.0	22.69	22.00	Vertical	Horizontal	Pass

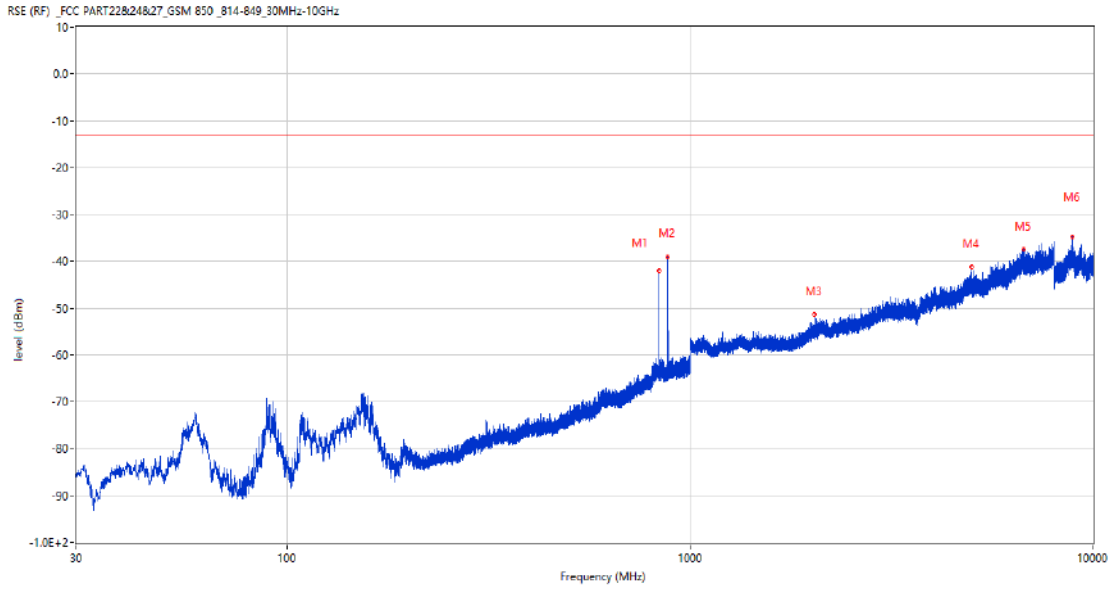
3.2 EGPRS 850 Middle Channel

RSE-H&H EGPRS 850 CH190



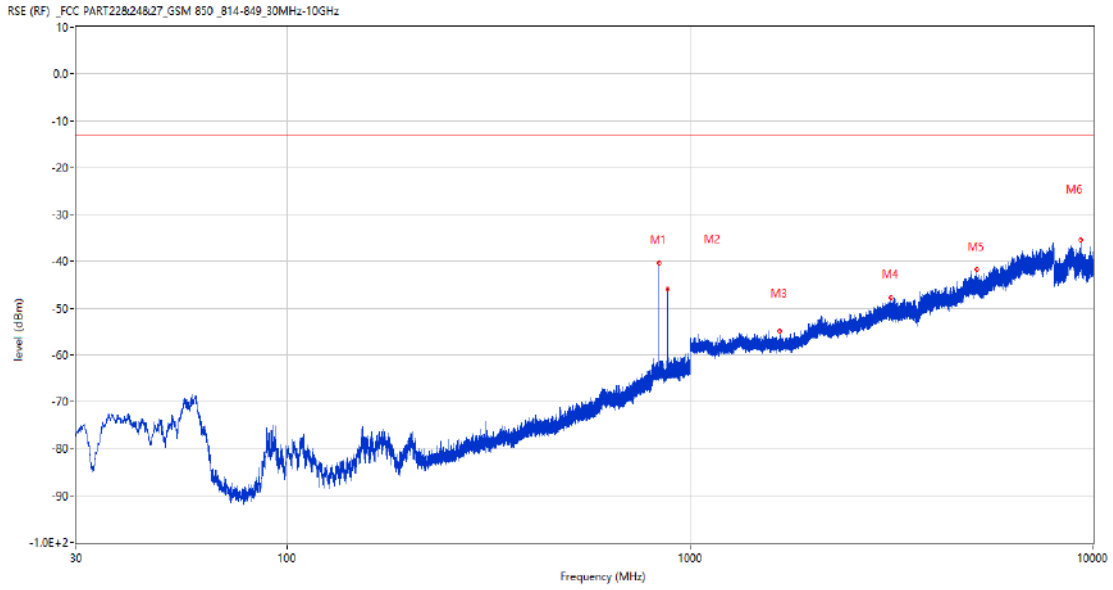
Frequency (MHz)	Result (dBm)	Factor (dB)	PK Limit (dBm)	Margin (dB)	Table (o)	ANT	EUT	Verdict
836.652	-37.02	7.13	-13.0	24.02	307.00	Horizontal	Horizontal	N/A
881.563	-41.59	6.75	-13.0	28.59	356.00	Horizontal	Horizontal	N/A
2134.800	-51.78	-0.32	-13.0	38.78	137.00	Horizontal	Horizontal	Pass
3051.750	-47.71	6.74	-13.0	34.71	1.00	Horizontal	Horizontal	Pass
5853.000	-39.93	14.41	-13.0	26.93	73.00	Horizontal	Horizontal	Pass
7952.750	-35.72	18.47	-13.0	22.72	1.00	Horizontal	Horizontal	Pass

RSE-H&V EGPRS 850 CH190



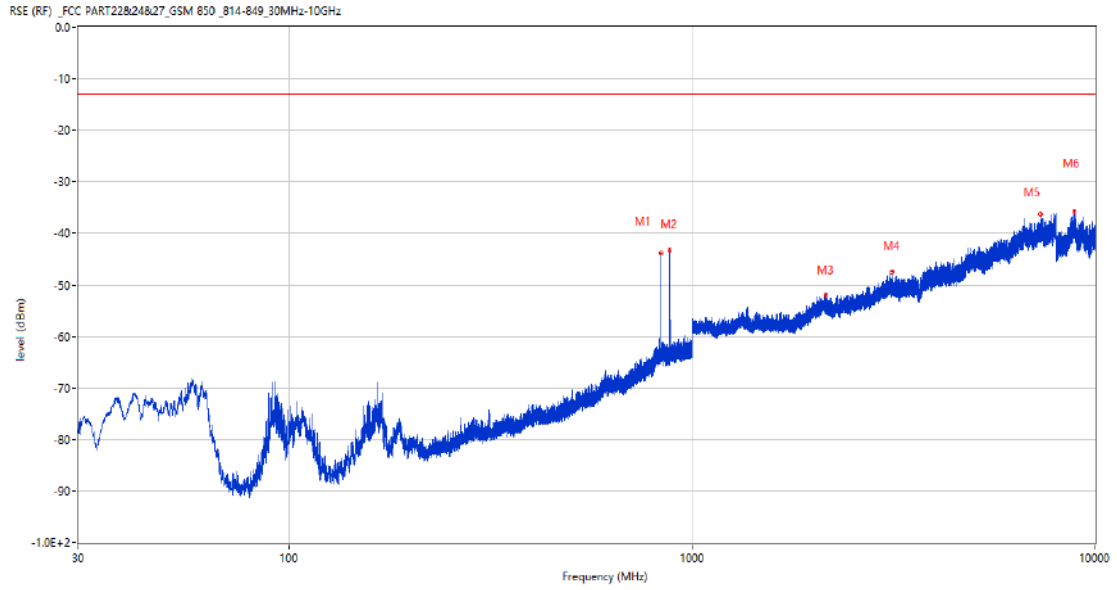
Frequency (MHz)	Result (dBm)	Factor (dB)	PK Limit (dBm)	Margin (dB)	Table (o)	ANT	EUT	Verdict
836.604	-42.01	7.13	-13.0	29.01	0.00	Horizontal	Vertical	N/A
881.660	-38.99	6.75	-13.0	25.99	355.00	Horizontal	Vertical	N/A
2038.000	-51.34	-0.74	-13.0	38.34	113.00	Horizontal	Vertical	Pass
4985.250	-41.23	13.22	-13.0	28.23	283.00	Horizontal	Vertical	Pass
6723.500	-37.49	16.61	-13.0	24.49	67.00	Horizontal	Vertical	Pass
8858.900	-34.85	20.25	-13.0	21.85	360.00	Horizontal	Vertical	Pass

RSE-V&V EGPRS 850 CH190



Frequency (MHz)	Result (dBm)	Factor (dB)	PK Limit (dBm)	Margin (dB)	Table (o)	ANT	EUT	Verdict
836.555	-40.35	7.13	-13.0	27.35	360.00	Vertical	Vertical	N/A
881.563	-45.89	6.75	-13.0	32.89	167.00	Vertical	Vertical	N/A
1668.600	-54.76	-3.73	-13.0	41.76	134.00	Vertical	Vertical	Pass
3152.250	-47.70	5.97	-13.0	34.70	168.00	Vertical	Vertical	Pass
5156.250	-41.79	12.11	-13.0	28.79	84.00	Vertical	Vertical	Pass
9320.401	-35.35	19.52	-13.0	22.35	219.00	Vertical	Vertical	Pass

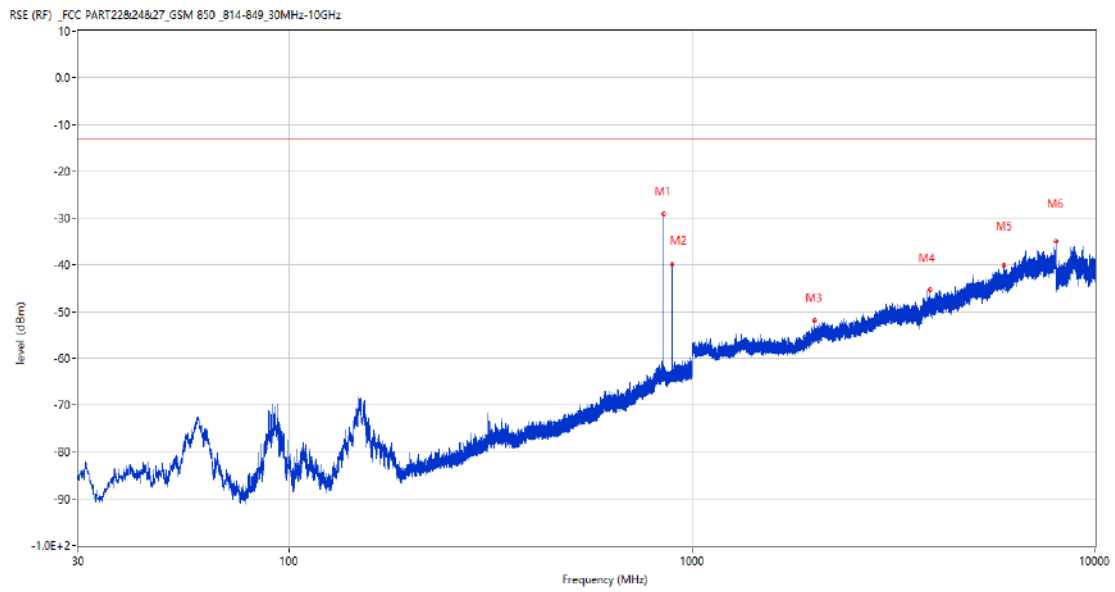
RSE-V&H EGPRS 850 CH190



Frequency (MHz)	Result (dBm)	Factor (dB)	PK Limit (dBm)	Margin (dB)	Table (o)	ANT	EUT	Verdict
836.652	-43.95	7.13	-13.0	30.95	354.00	Vertical	Horizontal	N/A
881.612	-43.26	6.75	-13.0	30.26	330.00	Vertical	Horizontal	N/A
2147.800	-52.02	-0.10	-13.0	39.02	290.00	Vertical	Horizontal	Pass
3133.500	-47.42	7.04	-13.0	34.42	202.00	Vertical	Horizontal	Pass
7317.000	-36.33	17.12	-13.0	23.33	253.00	Vertical	Horizontal	Pass
8867.800	-35.85	20.14	-13.0	22.85	360.00	Vertical	Horizontal	Pass

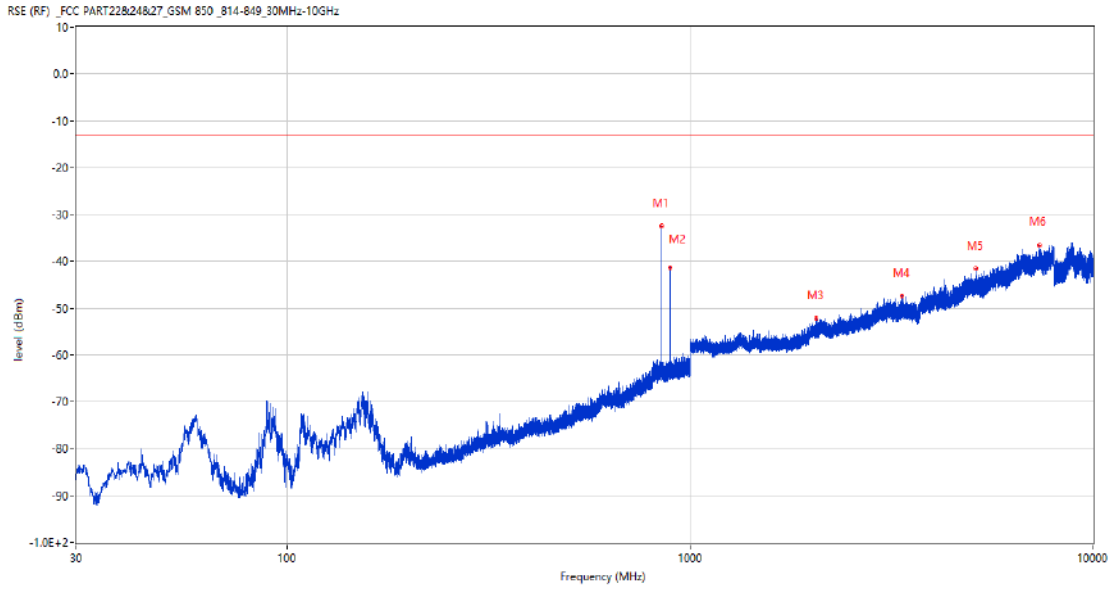
3.3 EGPRS 850 High Channel

RSE-H&H EGPRS 850 CH251



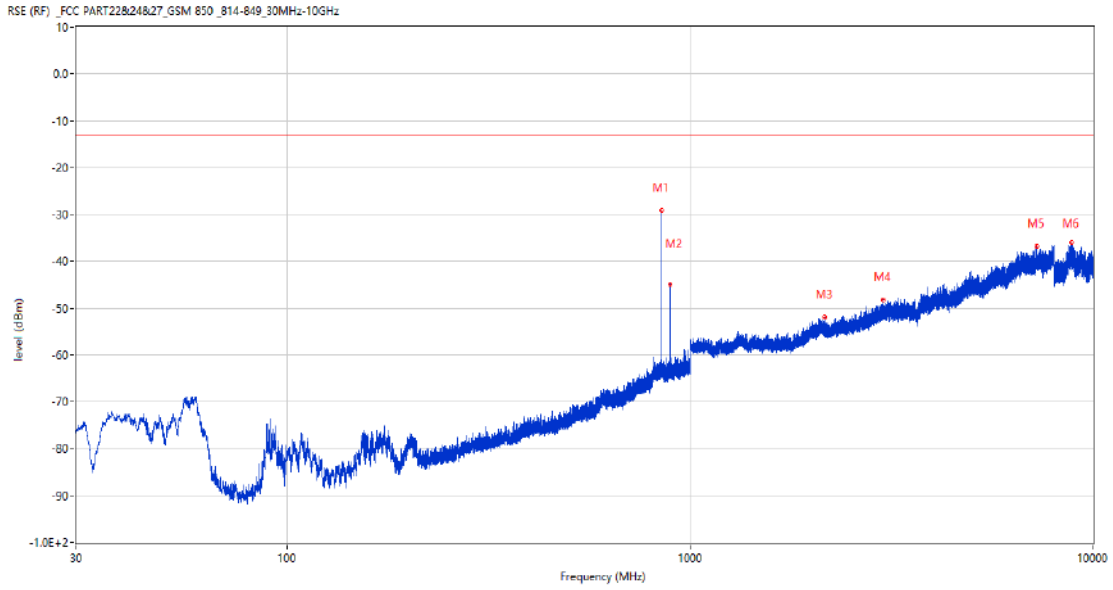
Frequency (MHz)	Result (dBm)	Factor (dB)	PK Limit (dBm)	Margin (dB)	Table (o)	ANT	EUT	Verdict
848.825	-29.13	7.31	-13.0	16.13	282.00	Horizontal	Horizontal	N/A
893.737	-40.01	6.90	-13.0	27.01	352.00	Horizontal	Horizontal	N/A
2012.900	-51.89	-0.83	-13.0	38.89	39.00	Horizontal	Horizontal	Pass
3901.500	-45.30	10.18	-13.0	32.30	202.00	Horizontal	Horizontal	Pass
5926.750	-40.17	14.41	-13.0	27.17	317.00	Horizontal	Horizontal	Pass
7992.500	-34.93	18.51	-13.0	21.93	168.00	Horizontal	Horizontal	Pass

RSE-H&V EGPRS 850 CH251



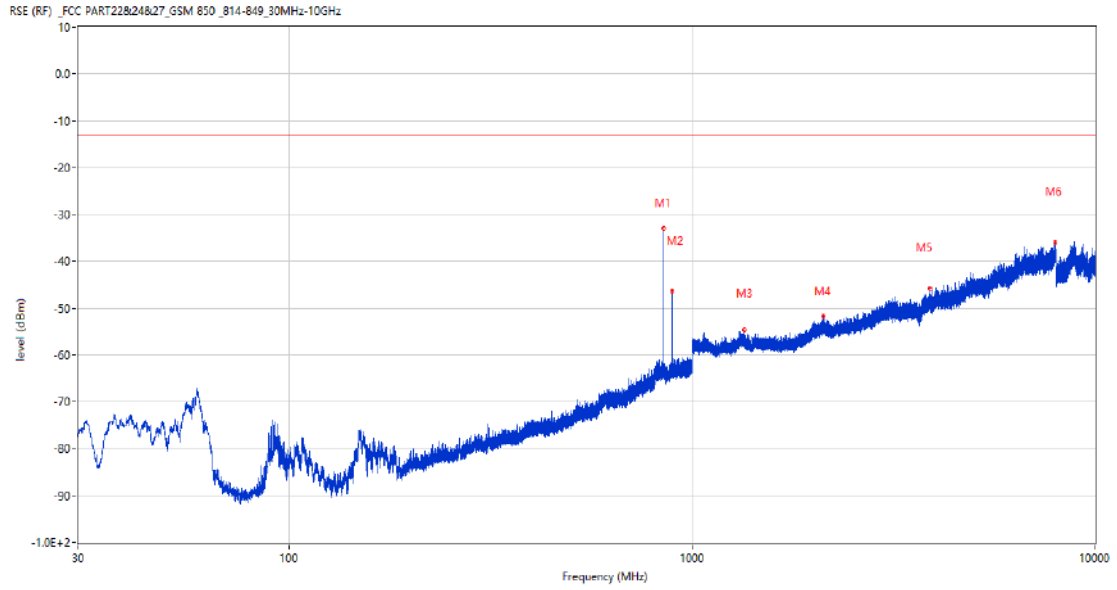
Frequency (MHz)	Result (dBm)	Factor (dB)	PK Limit (dBm)	Margin (dB)	Table (o)	ANT	EUT	Verdict
848.825	-32.46	7.31	-13.0	19.46	0.00	Horizontal	Vertical	N/A
893.882	-41.35	6.88	-13.0	28.35	283.00	Horizontal	Vertical	N/A
2054.400	-52.13	-0.54	-13.0	39.13	14.00	Horizontal	Vertical	Pass
3361.750	-47.48	6.80	-13.0	34.48	186.00	Horizontal	Vertical	Pass
5118.000	-41.56	12.28	-13.0	28.56	103.00	Horizontal	Vertical	Pass
7352.000	-36.52	17.24	-13.0	23.52	334.00	Horizontal	Vertical	Pass

RSE-V&V EGPRS 850 CH251



Frequency (MHz)	Result (dBm)	Factor (dB)	PK Limit (dBm)	Margin (dB)	Table (o)	ANT	EUT	Verdict
848.825	-29.23	7.31	-13.0	16.23	9.00	Vertical	Vertical	N/A
893.882	-44.88	6.88	-13.0	31.88	179.00	Vertical	Vertical	N/A
2163.400	-51.99	-0.33	-13.0	38.99	158.00	Vertical	Vertical	Pass
3007.250	-48.20	5.69	-13.0	35.20	1.00	Vertical	Vertical	Pass
7258.750	-36.92	17.68	-13.0	23.92	3.00	Vertical	Vertical	Pass
8852.100	-35.97	20.33	-13.0	22.97	15.00	Vertical	Vertical	Pass

RSE-V&H EGPRS 850 CH251

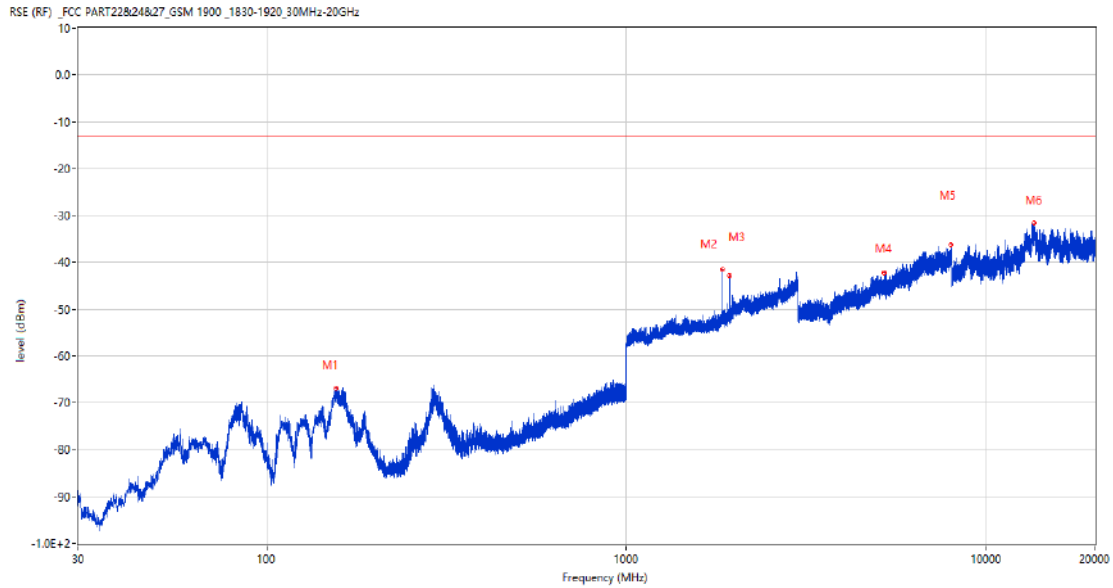


Frequency (MHz)	Result (dBm)	Factor (dB)	PK Limit (dBm)	Margin (dB)	Table (o)	ANT	EUT	Verdict
848.825	-32.85	7.31	-13.0	19.85	143.00	Vertical	Horizontal	N/A
893.785	-46.28	6.89	-13.0	33.28	138.00	Vertical	Horizontal	N/A
1346.000	-54.69	-2.72	-13.0	41.69	58.00	Vertical	Horizontal	Pass
2112.300	-51.69	0.27	-13.0	38.69	64.00	Vertical	Horizontal	Pass
3886.750	-45.65	9.64	-13.0	32.65	360.00	Vertical	Horizontal	Pass
7968.250	-35.96	18.08	-13.0	22.96	6.00	Vertical	Horizontal	Pass

4 EGPRS 1900

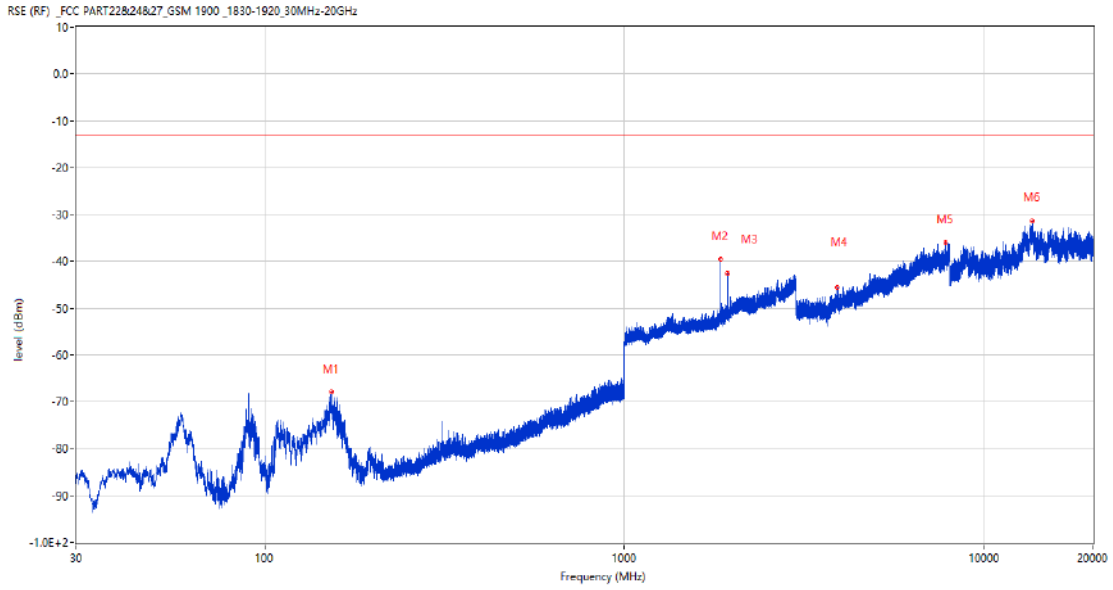
4.1 EGPRS 1900 Low Channel

RSE-H&H EGPRS 1900 CH512



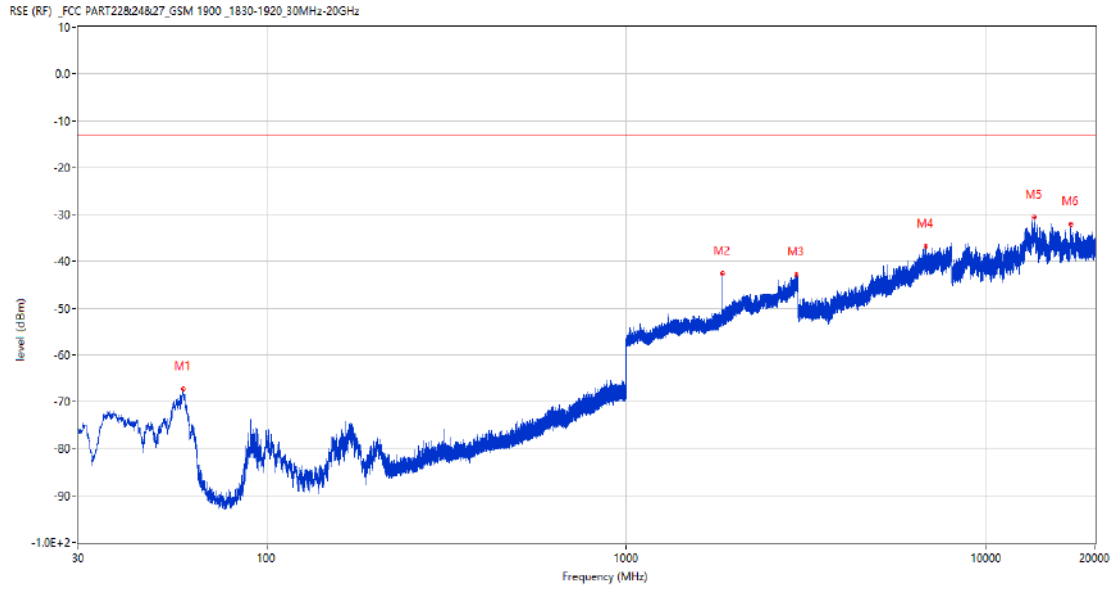
Frequency (MHz)	Result (dBm)	Factor (dB)	PK Limit (dBm)	Margin (dB)	Table (o)	ANT	EUT	Verdict
155.906	-66.80	-18.98	-13.0	53.80	218.00	Horizontal	Horizontal	Pass
1850.900	-41.49	2.54	-13.0	28.49	52.00	Horizontal	Horizontal	N/A
1931.000	-42.86	3.16	-13.0	29.86	278.00	Horizontal	Horizontal	N/A
5175.250	-42.29	12.20	-13.0	29.29	30.00	Horizontal	Horizontal	Pass
7950.750	-36.17	18.62	-13.0	23.17	63.00	Horizontal	Horizontal	Pass
13568.525	-31.72	25.09	-13.0	18.72	3.00	Horizontal	Horizontal	Pass

RSE-H&V EGPRS 1900 CH512



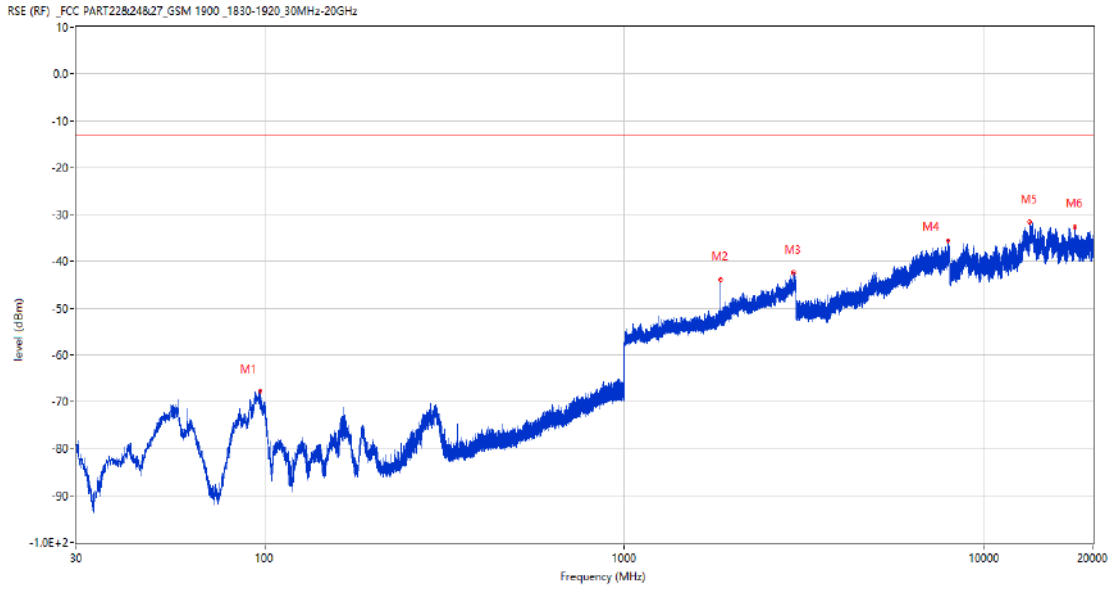
Frequency (MHz)	Result (dBm)	Factor (dB)	PK Limit (dBm)	Margin (dB)	Table (o)	ANT	EUT	Verdict
153.723	-67.83	-19.58	-13.0	54.83	70.00	Horizontal	Vertical	Pass
1851.000	-39.48	2.54	-13.0	26.48	8.00	Horizontal	Vertical	N/A
1931.100	-42.64	3.16	-13.0	29.64	106.00	Horizontal	Vertical	N/A
3897.750	-45.60	10.25	-13.0	32.60	310.00	Horizontal	Vertical	Pass
7799.750	-36.03	18.19	-13.0	23.03	353.00	Horizontal	Vertical	Pass
13533.362	-31.35	24.79	-13.0	18.35	320.00	Horizontal	Vertical	Pass

RSE-V&V EGPRS 1900 CH512



Frequency (MHz)	Result (dBm)	Factor (dB)	PK Limit (dBm)	Margin (dB)	Table (o)	ANT	EUT	Verdict
58.615	-67.33	-17.56	-13.0	54.33	160.00	Vertical	Vertical	Pass
1850.900	-42.61	2.54	-13.0	29.61	158.00	Vertical	Vertical	N/A
2956.600	-42.87	10.80	-13.0	29.87	25.00	Vertical	Vertical	Pass
6787.500	-36.78	16.39	-13.0	23.78	309.00	Vertical	Vertical	Pass
13593.538	-30.67	24.92	-13.0	17.67	363.00	Vertical	Vertical	Pass
17112.688	-32.05	23.63	-13.0	19.05	0.00	Vertical	Vertical	Pass

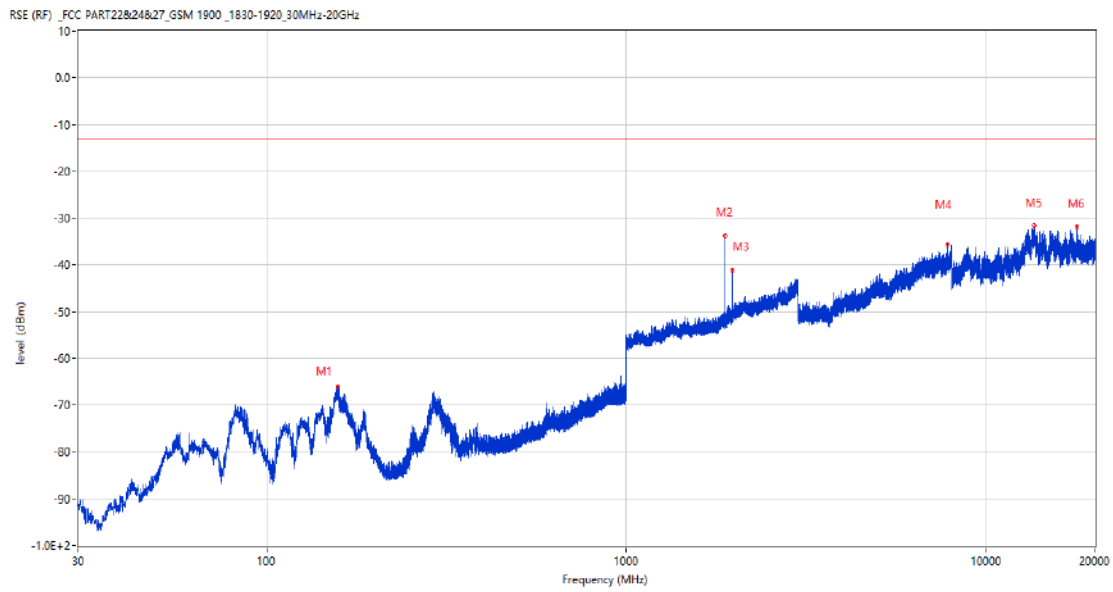
RSE-V&H EGPRS 1900 CH512



Frequency (MHz)	Result (dBm)	Factor (dB)	PK Limit (dBm)	Margin (dB)	Table (o)	ANT	EUT	Verdict
97.318	-67.78	-18.71	-13.0	54.78	250.00	Vertical	Horizontal	Pass
1851.200	-43.82	2.54	-13.0	30.82	25.00	Vertical	Horizontal	N/A
2946.700	-42.50	10.93	-13.0	29.50	182.00	Vertical	Horizontal	Pass
7930.750	-35.58	18.76	-13.0	22.58	82.00	Vertical	Horizontal	Pass
13353.925	-31.64	24.56	-13.0	18.64	274.00	Vertical	Horizontal	Pass
17802.162	-32.60	22.75	-13.0	19.60	63.00	Vertical	Horizontal	Pass

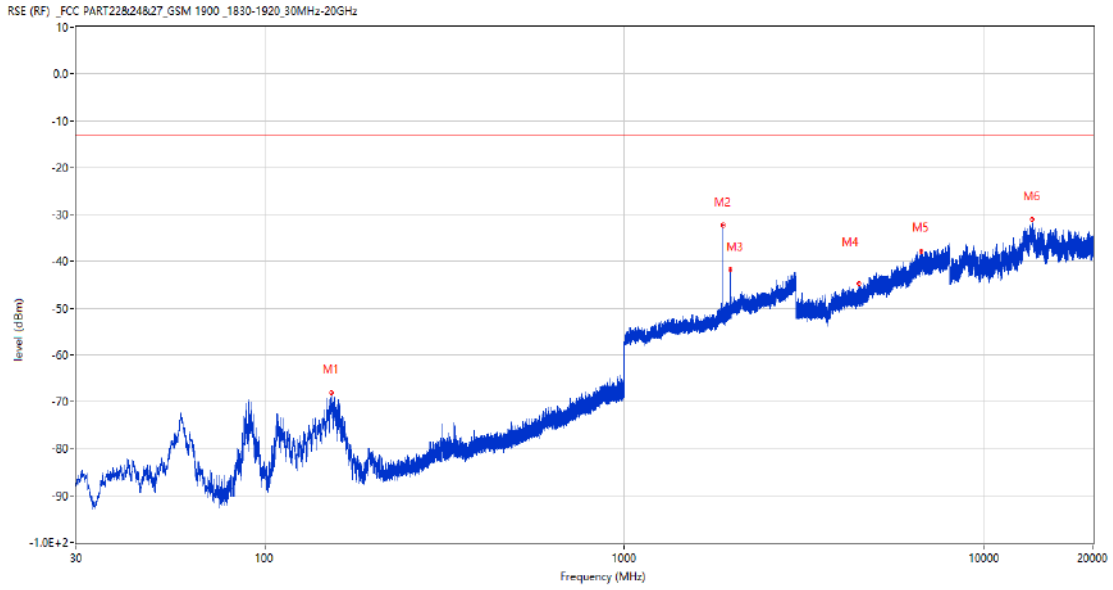
4.2 EGPRS 1900 Middle Channel

RSE-H&H EGPRS 1900 CH661



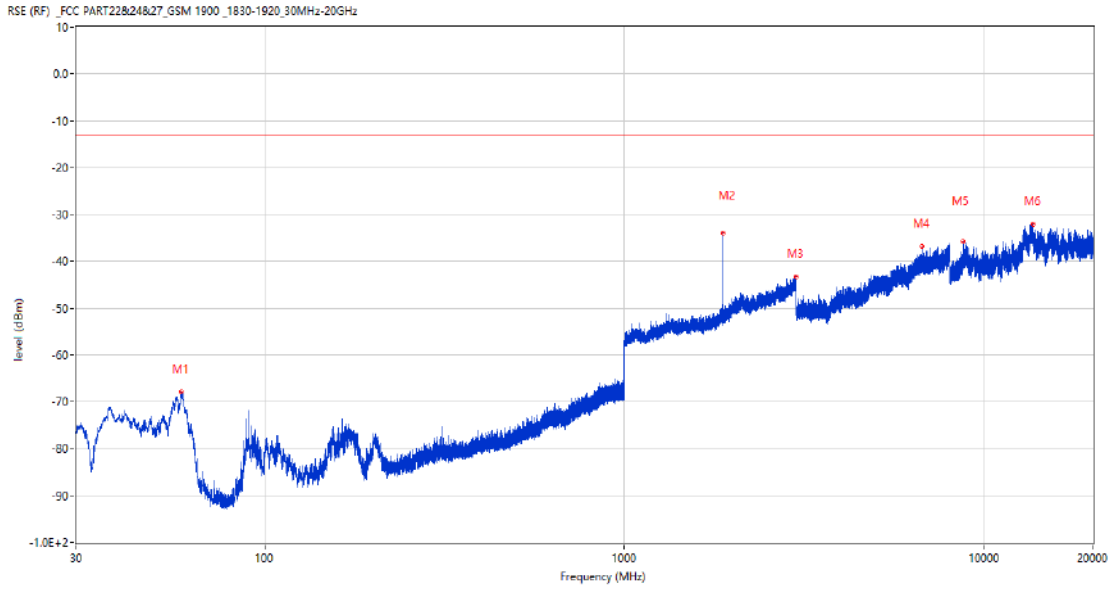
Frequency (MHz)	Result (dBm)	Factor (dB)	PK Limit (dBm)	Margin (dB)	Table (o)	ANT	EUT	Verdict
158.040	-66.10	-18.60	-13.0	53.10	39.00	Horizontal	Horizontal	Pass
1880.800	-33.79	2.77	-13.0	20.79	42.00	Horizontal	Horizontal	N/A
1960.800	-41.26	3.39	-13.0	28.26	279.00	Horizontal	Horizontal	N/A
7789.500	-35.61	18.31	-13.0	22.61	169.00	Horizontal	Horizontal	Pass
13593.175	-31.65	24.92	-13.0	18.65	17.00	Horizontal	Horizontal	Pass
17825.364	-31.89	21.98	-13.0	18.89	132.00	Horizontal	Horizontal	Pass

RSE-H&V EGPRS 1900 CH661



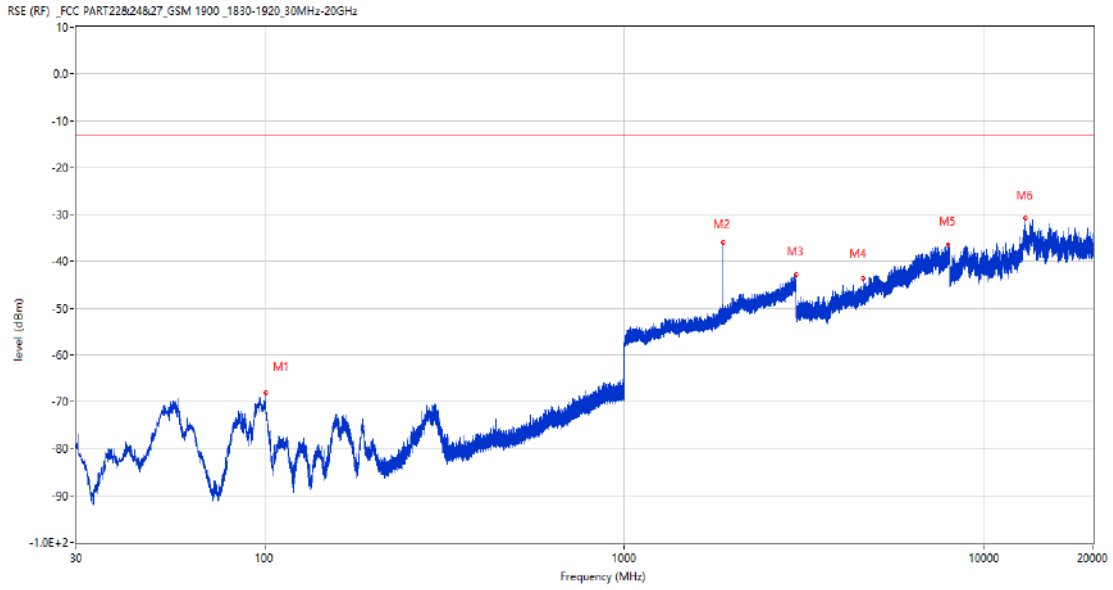
Frequency (MHz)	Result (dBm)	Factor (dB)	PK Limit (dBm)	Margin (dB)	Table (o)	ANT	EUT	Verdict
153.820	-68.02	-19.57	-13.0	55.02	84.00	Horizontal	Vertical	Pass
1880.900	-32.33	2.77	-13.0	19.33	357.00	Horizontal	Vertical	N/A
1961.000	-41.76	3.38	-13.0	28.76	271.00	Horizontal	Vertical	N/A
4477.500	-44.67	10.59	-13.0	31.67	211.00	Horizontal	Vertical	Pass
6677.750	-37.93	16.80	-13.0	24.93	201.00	Horizontal	Vertical	Pass
13555.112	-31.03	25.18	-13.0	18.03	360.00	Horizontal	Vertical	Pass

RSE-V&V EGPRS 1900 CH661



Frequency (MHz)	Result (dBm)	Factor (dB)	PK Limit (dBm)	Margin (dB)	Table (o)	ANT	EUT	Verdict
58.712	-67.86	-17.55	-13.0	54.86	171.00	Vertical	Vertical	Pass
1881.000	-33.94	2.77	-13.0	20.94	27.00	Vertical	Vertical	N/A
2996.400	-43.17	10.50	-13.0	30.17	2.00	Vertical	Vertical	Pass
6683.250	-36.75	16.97	-13.0	23.75	189.00	Vertical	Vertical	Pass
8694.925	-35.83	19.27	-13.0	22.83	151.00	Vertical	Vertical	Pass
13647.912	-32.10	24.83	-13.0	19.10	46.00	Vertical	Vertical	Pass

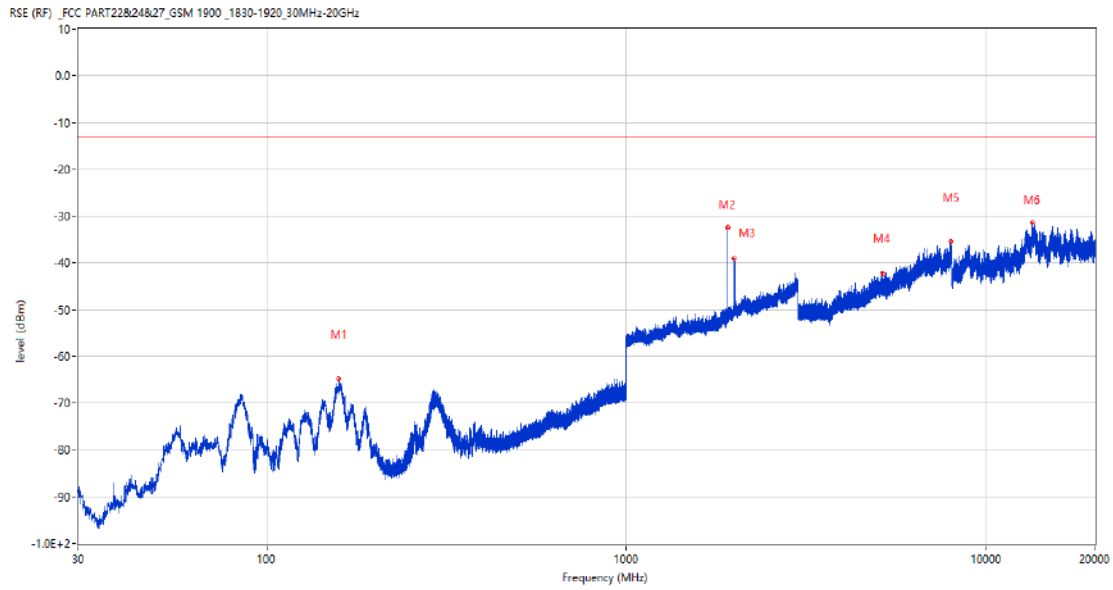
RSE-V&H EGPRS 1900 CH661



Frequency (MHz)	Result (dBm)	Factor (dB)	PK Limit (dBm)	Margin (dB)	Table (o)	ANT	EUT	Verdict
100.519	-68.12	-18.61	-13.0	55.12	231.00	Vertical	Horizontal	Pass
1880.900	-36.03	2.77	-13.0	23.03	27.00	Vertical	Horizontal	N/A
2996.600	-42.76	10.51	-13.0	29.76	180.00	Vertical	Horizontal	Pass
4589.750	-43.60	10.13	-13.0	30.60	74.00	Vertical	Horizontal	Pass
7933.000	-36.49	18.73	-13.0	23.49	139.00	Vertical	Horizontal	Pass
12947.562	-30.80	23.26	-13.0	17.80	137.00	Vertical	Horizontal	Pass

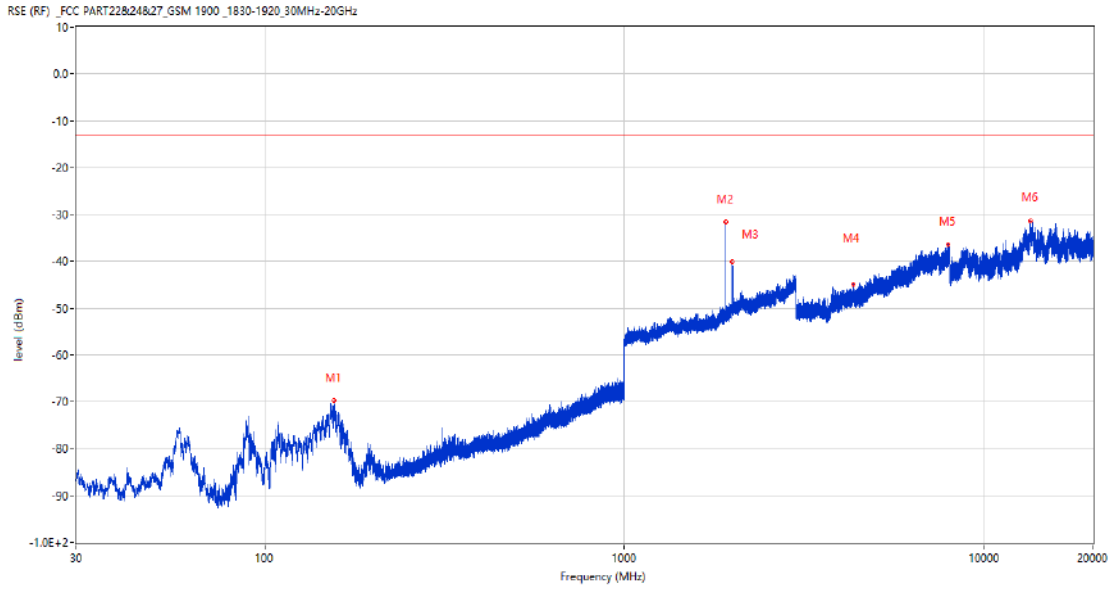
4.3 EGPRS 1900 High Channel

RSE-H&H EGPRS 1900 CH810



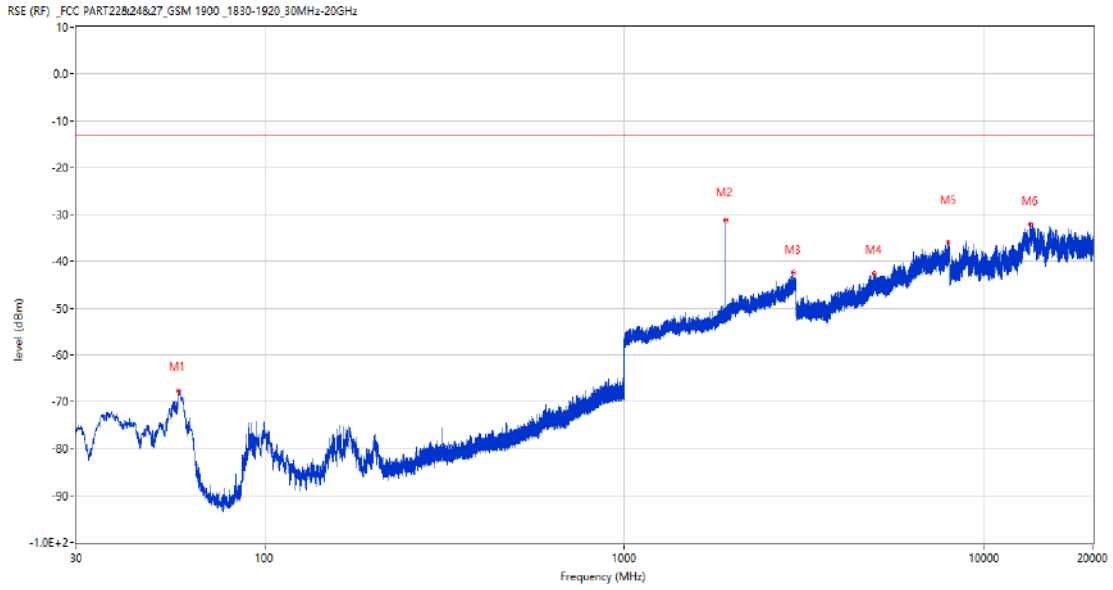
Frequency (MHz)	Result (dBm)	Factor (dB)	PK Limit (dBm)	Margin (dB)	Table (o)	ANT	EUT	Verdict
158.816	-64.84	-18.45	-13.0	51.84	70.00	Horizontal	Horizontal	Pass
1910.600	-32.56	3.10	-13.0	19.56	125.00	Horizontal	Horizontal	N/A
1990.400	-39.17	4.56	-13.0	26.17	279.00	Horizontal	Horizontal	N/A
5139.000	-42.18	12.17	-13.0	29.18	353.00	Horizontal	Horizontal	Pass
7937.250	-35.40	18.96	-13.0	22.40	360.00	Horizontal	Horizontal	Pass
13381.838	-31.41	24.74	-13.0	18.41	159.00	Horizontal	Horizontal	Pass

RSE-H&V EGPRS 1900 CH810



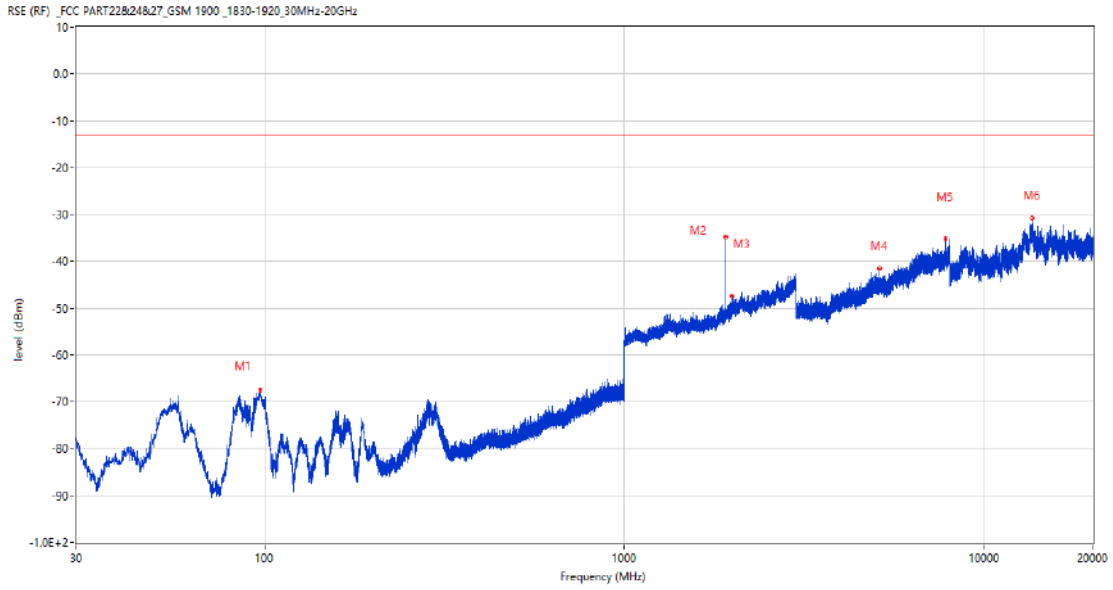
Frequency (MHz)	Result (dBm)	Factor (dB)	PK Limit (dBm)	Margin (dB)	Table (o)	ANT	EUT	Verdict
156.488	-69.82	-18.84	-13.0	56.82	52.00	Horizontal	Vertical	Pass
1910.600	-31.62	3.10	-13.0	18.62	360.00	Horizontal	Vertical	N/A
1990.600	-40.12	4.55	-13.0	27.12	266.00	Horizontal	Vertical	N/A
4324.000	-44.83	10.12	-13.0	31.83	233.00	Horizontal	Vertical	Pass
7929.000	-36.46	18.59	-13.0	23.46	190.00	Horizontal	Vertical	Pass
13438.026	-31.35	24.59	-13.0	18.35	360.00	Horizontal	Vertical	Pass

RSE-V&V EGPRS 1900 CH810



Frequency (MHz)	Result (dBm)	Factor (dB)	PK Limit (dBm)	Margin (dB)	Table (o)	ANT	EUT	Verdict
57.791	-67.60	-17.52	-13.0	54.60	159.00	Vertical	Vertical	Pass
1910.600	-31.14	3.10	-13.0	18.14	38.00	Vertical	Vertical	N/A
2944.100	-42.41	10.69	-13.0	29.41	0.00	Vertical	Vertical	Pass
4948.750	-42.56	12.87	-13.0	29.56	121.00	Vertical	Vertical	Pass
7920.000	-36.08	18.21	-13.0	23.08	343.00	Vertical	Vertical	Pass
13428.963	-32.13	24.65	-13.0	19.13	160.00	Vertical	Vertical	Pass

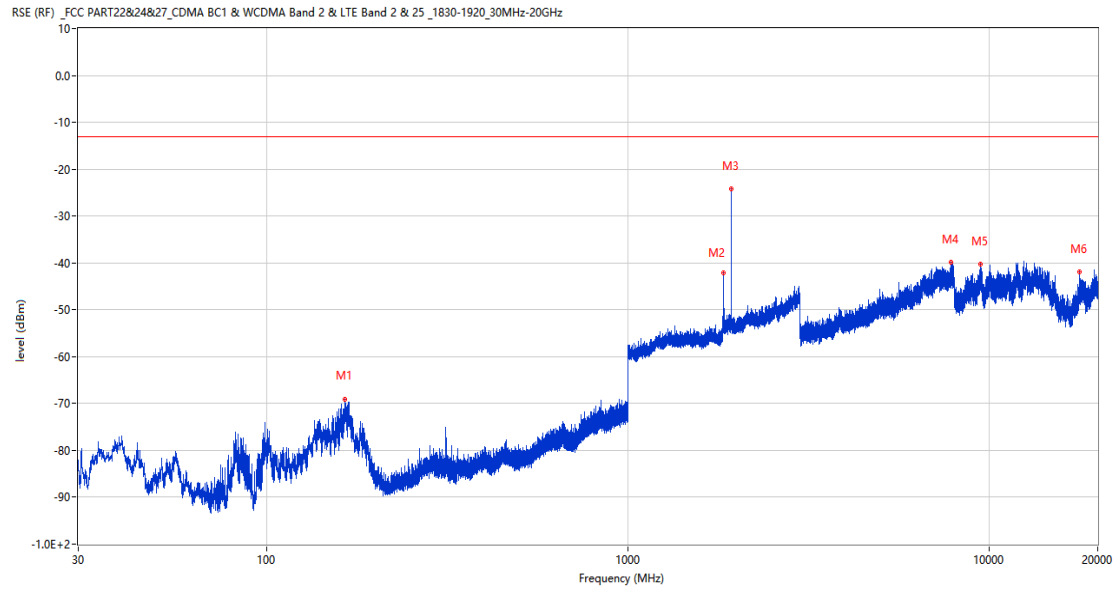
RSE-V&H EGPRS 1900 CH810



Frequency (MHz)	Result (dBm)	Factor (dB)	PK Limit (dBm)	Margin (dB)	Table (o)	ANT	EUT	Verdict
97.464	-67.53	-18.72	-13.0	54.53	228.00	Vertical	Horizontal	Pass
1910.700	-34.79	3.11	-13.0	21.79	230.00	Vertical	Horizontal	N/A
1990.800	-47.42	4.53	-13.0	34.42	360.00	Vertical	Horizontal	N/A
5104.000	-41.52	12.37	-13.0	28.52	267.00	Vertical	Horizontal	Pass
7795.750	-35.18	18.15	-13.0	22.18	224.00	Vertical	Horizontal	Pass
13588.100	-30.84	24.95	-13.0	17.84	269.00	Vertical	Horizontal	Pass

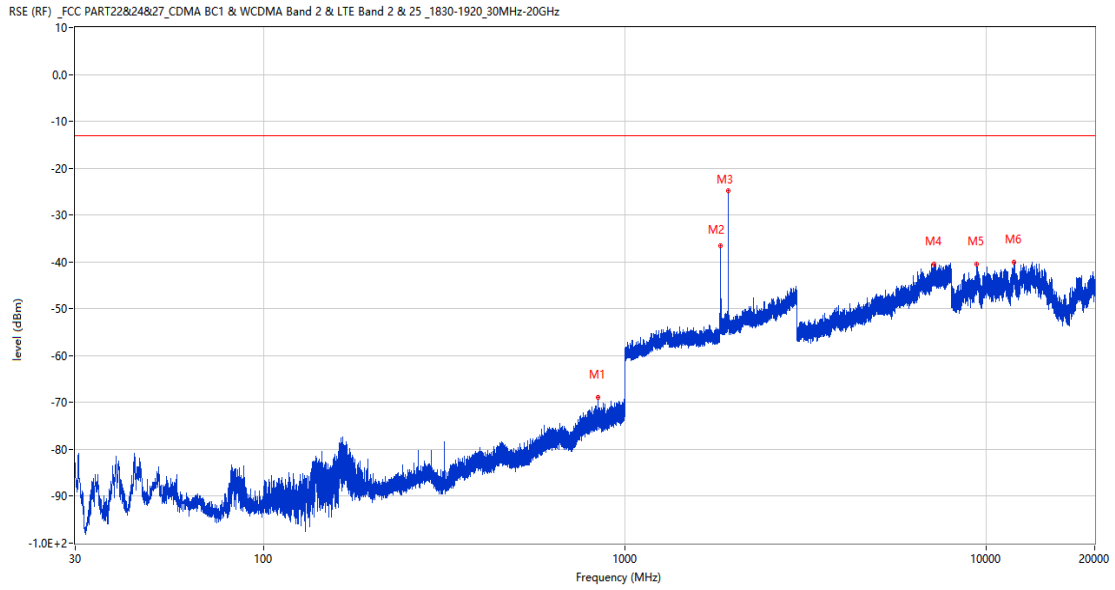
WCDMA
 5 WCDMA Band 2
 5.1 WCDMA Band 2 Low Channel

RSE-H&H WCDMA Band 2 CH9262



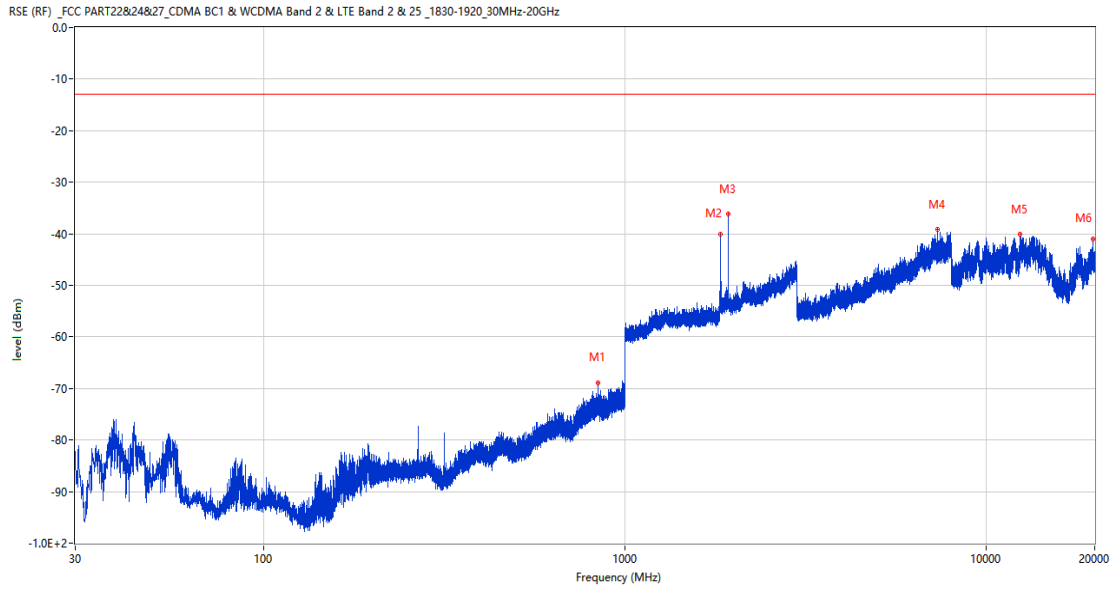
Frequency (MHz)	Result (dBm)	Factor (dB)	PK Limit (dBm)	Margin (dB)	Table (o)	ANT	EUT	Verdict
163.957	-69.00	-18.68	-13.0	56.00	256.00	Horizontal	Horizontal	Pass
1840.200	-42.09	1.07	-13.0	29.09	97.00	Horizontal	Horizontal	Pass
1932.400	-24.22	1.66	-13.0	11.22	260.00	Horizontal	Horizontal	N/A
7823.500	-39.79	15.30	-13.0	26.79	65.00	Horizontal	Horizontal	Pass
9491.500	-40.25	12.90	-13.0	27.25	296.00	Horizontal	Horizontal	Pass
17797.450	-41.90	12.44	-13.0	28.90	251.00	Horizontal	Horizontal	Pass

RSE-H&V WCDMA Band 2 CH9262



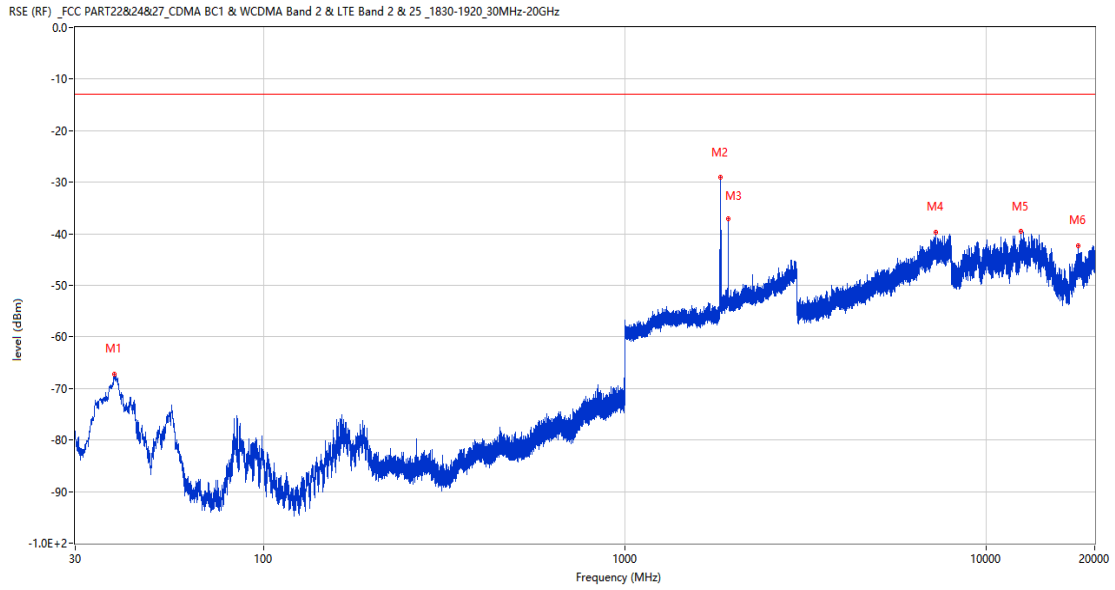
Frequency (MHz)	Result (dBm)	Factor (dB)	PK Limit (dBm)	Margin (dB)	Table (o)	ANT	EUT	Verdict
839.998	-68.97	-0.14	-13.0	55.97	360.00	Horizontal	Vertical	Pass
1833.900	-36.58	-0.14	-13.0	23.58	139.00	Horizontal	Vertical	Pass
1932.400	-24.74	1.82	-13.0	11.74	250.00	Horizontal	Vertical	N/A
7195.250	-40.46	14.42	-13.0	27.46	237.00	Horizontal	Vertical	Pass
9437.825	-40.45	13.68	-13.0	27.45	360.00	Horizontal	Vertical	Pass
11938.224	-40.10	13.94	-13.0	27.10	72.00	Horizontal	Vertical	Pass

RSE-V&V WCDMA Band 2 CH9262



Frequency (MHz)	Result (dBm)	Factor (dB)	PK Limit (dBm)	Margin (dB)	Table (o)	ANT	EUT	Verdict
839.998	-68.83	-0.14	-13.0	55.83	360.00	Vertical	Vertical	Pass
1840.000	-40.09	1.07	-13.0	27.09	1.00	Vertical	Vertical	Pass
1932.300	-36.19	1.68	-13.0	23.19	189.00	Vertical	Vertical	N/A
7355.750	-39.18	14.73	-13.0	26.18	184.00	Vertical	Vertical	Pass
12446.950	-40.12	13.91	-13.0	27.12	259.00	Vertical	Vertical	Pass
19735.738	-40.93	12.66	-13.0	27.93	353.00	Vertical	Vertical	Pass

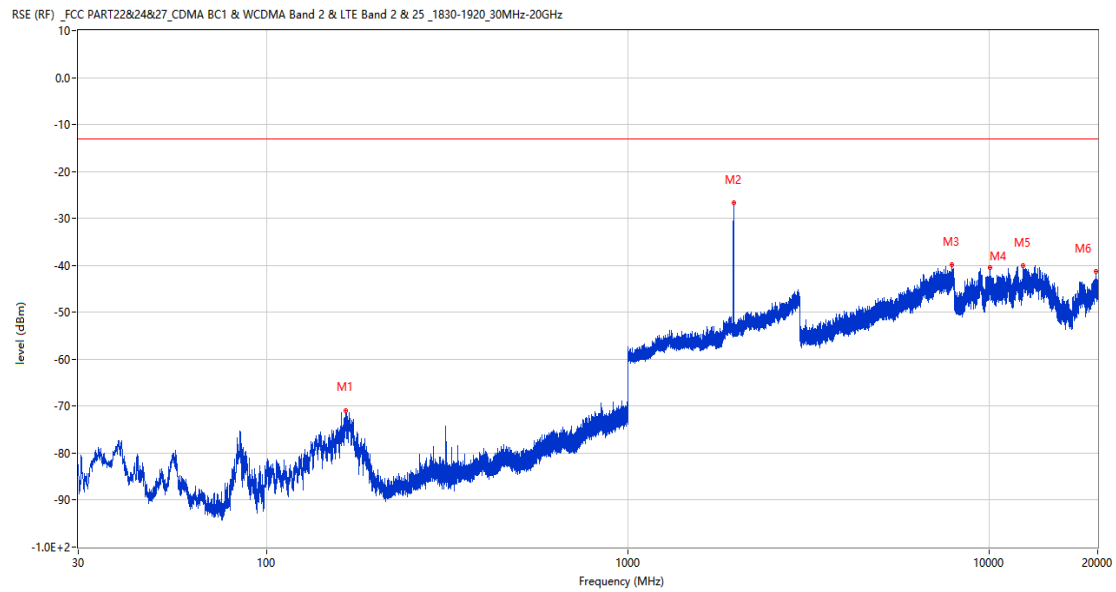
RSE-V&H WCDMA Band 2 CH9262



Frequency (MHz)	Result (dBm)	Factor (dB)	PK Limit (dBm)	Margin (dB)	Table (o)	ANT	EUT	Verdict
38.536	-67.14	-20.07	-13.0	54.14	204.00	Vertical	Horizontal	Pass
1839.100	-29.09	0.93	-13.0	16.09	360.00	Vertical	Horizontal	Pass
1932.500	-37.03	1.65	-13.0	24.03	133.00	Vertical	Horizontal	N/A
7252.000	-39.63	14.68	-13.0	26.63	296.00	Vertical	Horizontal	Pass
12507.513	-39.60	14.45	-13.0	26.60	118.00	Vertical	Horizontal	Pass
17957.313	-42.24	13.60	-13.0	29.24	244.00	Vertical	Horizontal	Pass

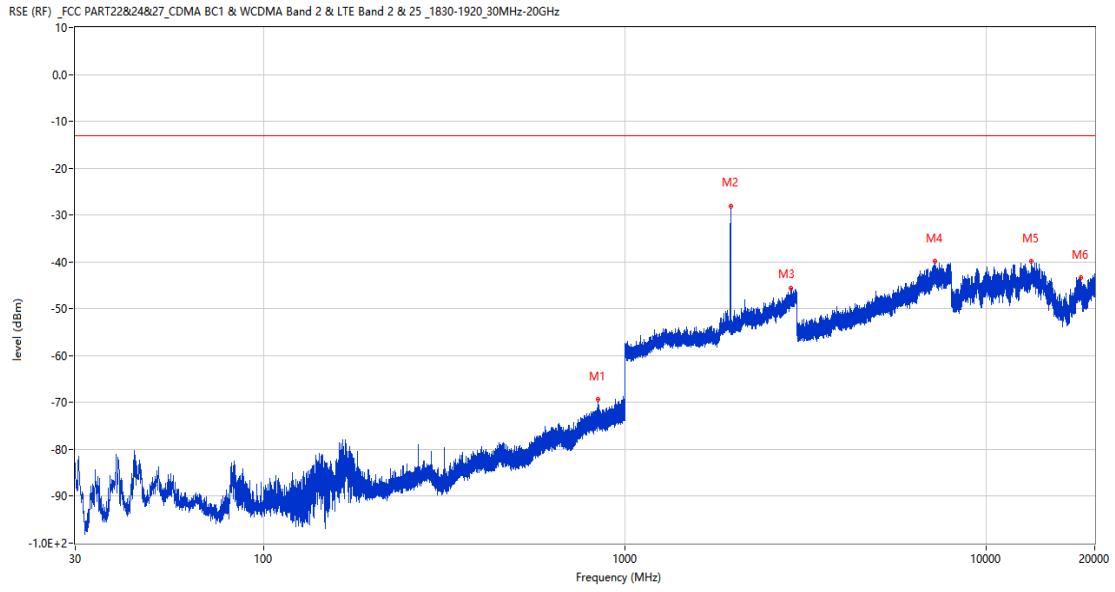
5.2 WCDMA Band 2 Middle Channel

RSE-H&H WCDMA Band 2 CH9400



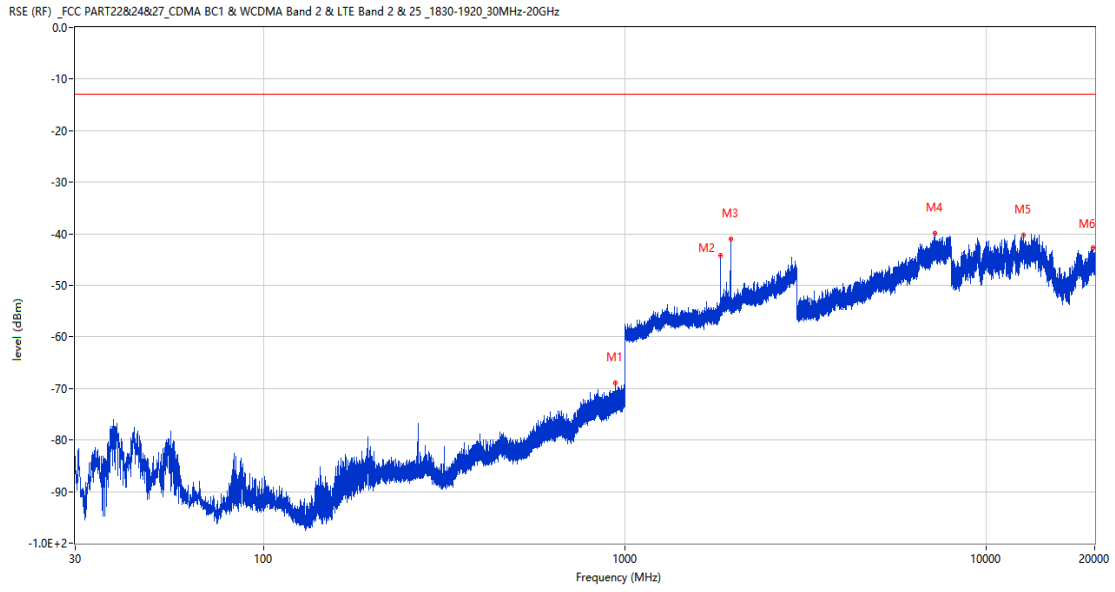
Frequency (MHz)	Result (dBm)	Factor (dB)	PK Limit (dBm)	Margin (dB)	Table (o)	ANT	EUT	Verdict
165.460	-70.90	-18.66	-13.0	57.90	242.00	Horizontal	Horizontal	Pass
1960.600	-26.68	1.43	-13.0	13.68	248.00	Horizontal	Horizontal	N/A
7875.750	-39.90	14.72	-13.0	26.90	270.00	Horizontal	Horizontal	Pass
10061.263	-40.38	13.81	-13.0	27.38	92.00	Horizontal	Horizontal	Pass
12454.313	-40.10	14.00	-13.0	27.10	166.00	Horizontal	Horizontal	Pass
19823.100	-41.32	12.68	-13.0	28.32	223.00	Horizontal	Horizontal	Pass

RSE-H&V WCDMA Band 2 CH9400



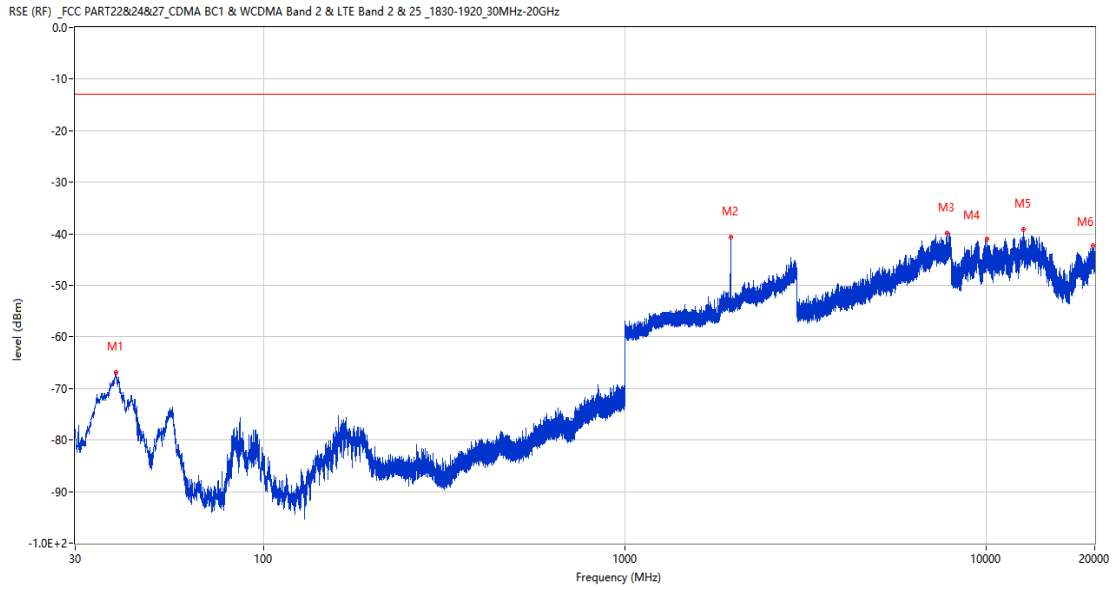
Frequency (MHz)	Result (dBm)	Factor (dB)	PK Limit (dBm)	Margin (dB)	Table (o)	ANT	EUT	Verdict
840.047	-69.27	-0.13	-13.0	56.27	4.00	Horizontal	Vertical	Pass
1959.600	-28.04	1.20	-13.0	15.04	68.00	Horizontal	Vertical	N/A
2883.500	-45.60	9.20	-13.0	32.60	28.00	Horizontal	Vertical	Pass
7199.500	-39.85	14.27	-13.0	26.85	287.00	Horizontal	Vertical	Pass
13341.963	-39.87	16.50	-13.0	26.87	129.00	Horizontal	Vertical	Pass
18270.876	-43.36	12.32	-13.0	30.36	178.00	Horizontal	Vertical	Pass

RSE-V&V WCDMA Band 2 CH9400



Frequency (MHz)	Result (dBm)	Factor (dB)	PK Limit (dBm)	Margin (dB)	Table (o)	ANT	EUT	Verdict
939.860	-68.93	0.84	-13.0	55.93	11.00	Vertical	Vertical	Pass
1834.300	-44.21	-0.18	-13.0	31.21	2.00	Vertical	Vertical	Pass
1960.700	-41.04	1.46	-13.0	28.04	262.00	Vertical	Vertical	N/A
7233.500	-39.91	14.26	-13.0	26.91	-1.00	Vertical	Vertical	Pass
12705.825	-40.29	14.86	-13.0	27.29	343.00	Vertical	Vertical	Pass
19808.600	-42.79	12.68	-13.0	29.79	151.00	Vertical	Vertical	Pass

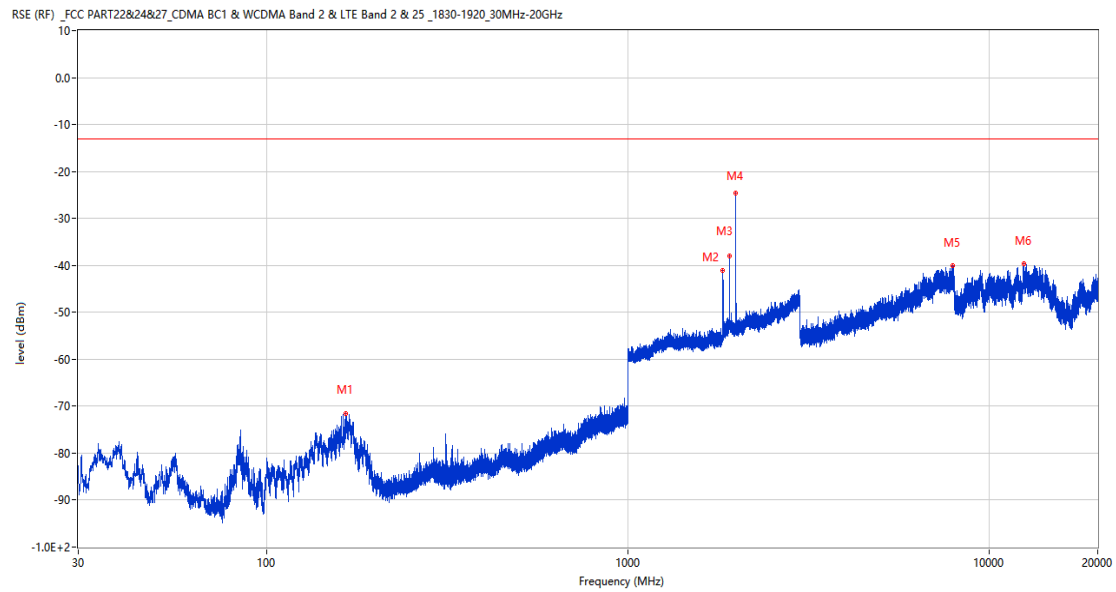
RSE-V&H WCDMA Band 2 CH9400



Frequency (MHz)	Result (dBm)	Factor (dB)	PK Limit (dBm)	Margin (dB)	Table (o)	ANT	EUT	Verdict
38.876	-66.84	-19.86	-13.0	53.84	302.00	Vertical	Horizontal	Pass
1959.800	-40.67	1.21	-13.0	27.67	99.00	Vertical	Horizontal	N/A
7819.250	-39.93	15.31	-13.0	26.93	90.00	Vertical	Horizontal	Pass
10082.162	-41.00	13.13	-13.0	28.00	292.00	Vertical	Horizontal	Pass
12675.900	-39.16	14.51	-13.0	26.16	192.00	Vertical	Horizontal	Pass
19769.448	-42.35	12.67	-13.0	29.35	314.00	Vertical	Horizontal	Pass

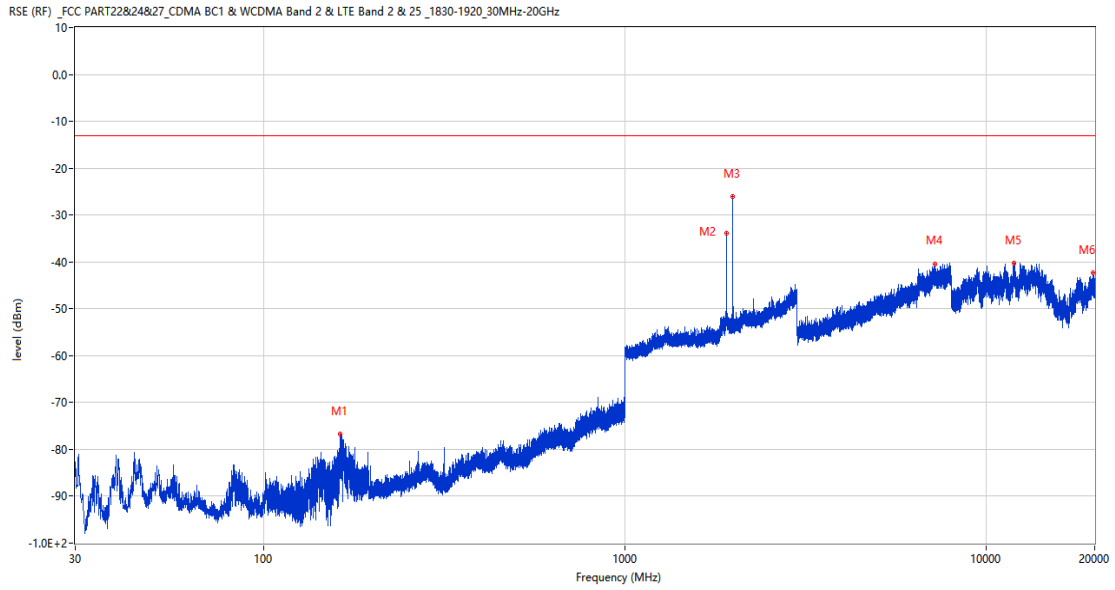
5.3 WCDMA Band 2 High Channel

RSE-H&H WCDMA Band 2 CH9538



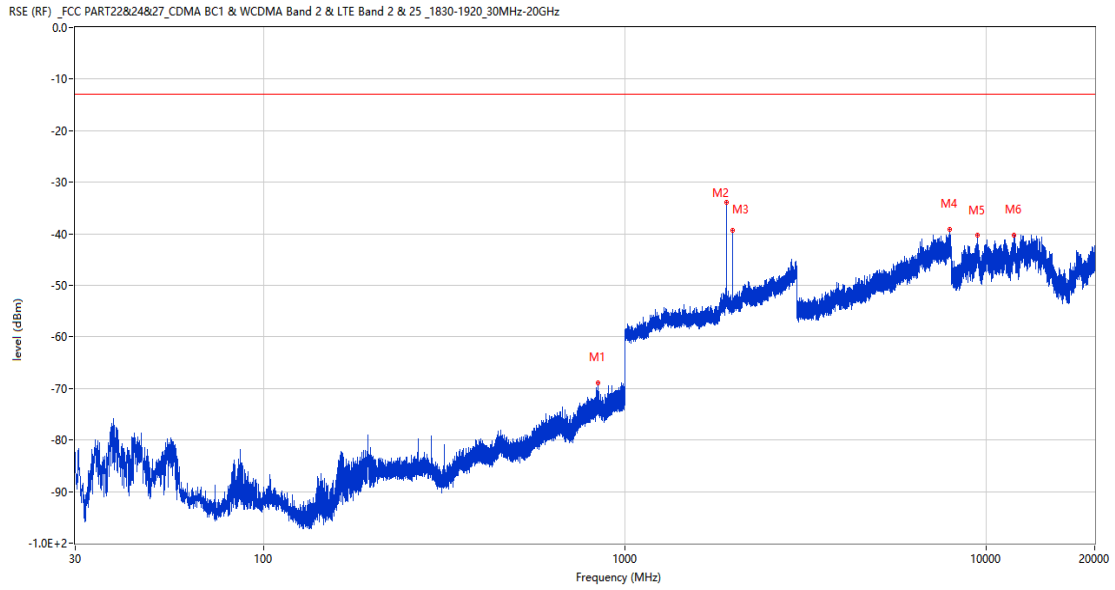
Frequency (MHz)	Result (dBm)	Factor (dB)	PK Limit (dBm)	Margin (dB)	Table (o)	ANT	EUT	Verdict
165.606	-71.51	-18.68	-13.0	58.51	250.00	Horizontal	Horizontal	Pass
1832.500	-41.14	-0.13	-13.0	28.14	87.00	Horizontal	Horizontal	Pass
1907.100	-37.91	1.96	-13.0	24.91	93.00	Horizontal	Horizontal	N/A
1987.200	-24.64	0.96	-13.0	11.64	245.00	Horizontal	Horizontal	N/A
7950.500	-40.08	15.09	-13.0	27.08	172.00	Horizontal	Horizontal	Pass
12505.612	-39.66	14.49	-13.0	26.66	93.00	Horizontal	Horizontal	Pass

RSE-H&V WCDMA Band 2 CH9538



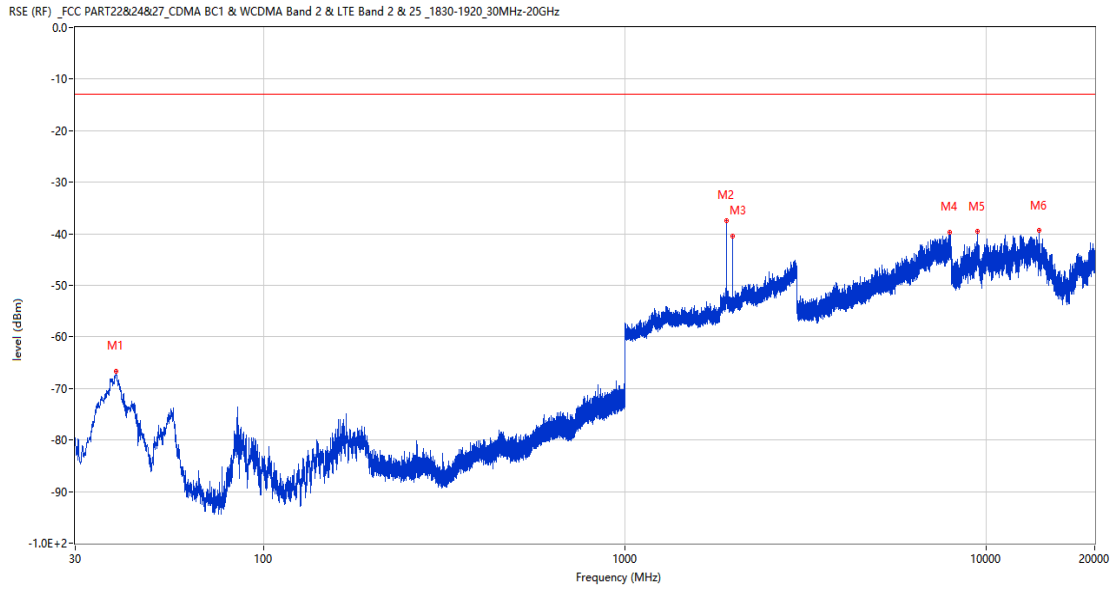
Frequency (MHz)	Result (dBm)	Factor (dB)	PK Limit (dBm)	Margin (dB)	Table (o)	ANT	EUT	Verdict
162.793	-76.82	-18.90	-13.0	63.82	250.00	Horizontal	Vertical	Pass
1907.500	-33.86	1.96	-13.0	20.86	164.00	Horizontal	Vertical	N/A
1987.100	-26.01	0.90	-13.0	13.01	244.00	Horizontal	Vertical	N/A
7228.250	-40.46	14.27	-13.0	27.46	50.00	Horizontal	Vertical	Pass
11951.762	-40.29	14.04	-13.0	27.29	125.00	Horizontal	Vertical	Pass
19810.413	-42.36	12.68	-13.0	29.36	1.00	Horizontal	Vertical	Pass

RSE-V&V WCDMA Band 2 CH9538



Frequency (MHz)	Result (dBm)	Factor (dB)	PK Limit (dBm)	Margin (dB)	Table (o)	ANT	EUT	Verdict
839.950	-68.85	-0.14	-13.0	55.85	24.00	Vertical	Vertical	Pass
1907.500	-33.91	1.96	-13.0	20.91	360.00	Vertical	Vertical	N/A
1987.800	-39.39	0.90	-13.0	26.39	157.00	Vertical	Vertical	N/A
7926.250	-39.14	14.87	-13.0	26.14	253.00	Vertical	Vertical	Pass
9481.287	-40.34	13.12	-13.0	27.34	140.00	Vertical	Vertical	Pass
11977.650	-40.18	14.02	-13.0	27.18	189.00	Vertical	Vertical	Pass

RSE-V&H WCDMA Band 2 CH9538

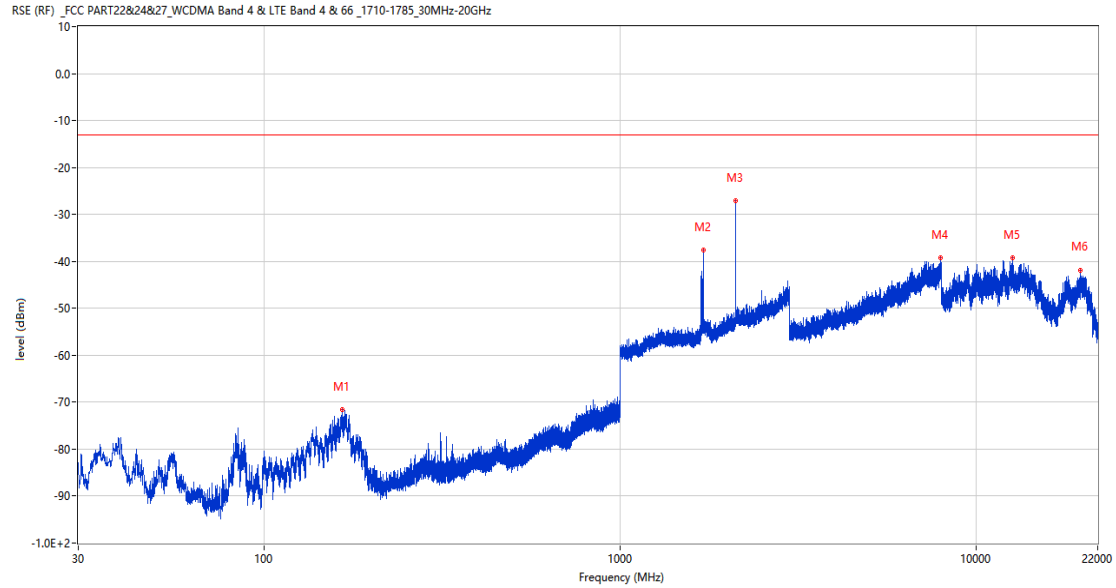


Frequency (MHz)	Result (dBm)	Factor (dB)	PK Limit (dBm)	Margin (dB)	Table (o)	ANT	EUT	Verdict
38.876	-66.68	-19.86	-13.0	53.68	256.00	Vertical	Horizontal	Pass
1907.500	-37.45	1.96	-13.0	24.45	9.00	Vertical	Horizontal	N/A
1987.700	-40.38	0.95	-13.0	27.38	101.00	Vertical	Horizontal	N/A
7948.750	-39.70	15.09	-13.0	26.70	36.00	Vertical	Horizontal	Pass
9446.375	-39.58	13.75	-13.0	26.58	165.00	Vertical	Horizontal	Pass
14063.700	-39.40	17.03	-13.0	26.40	100.00	Vertical	Horizontal	Pass

6 WCDMA Band 4

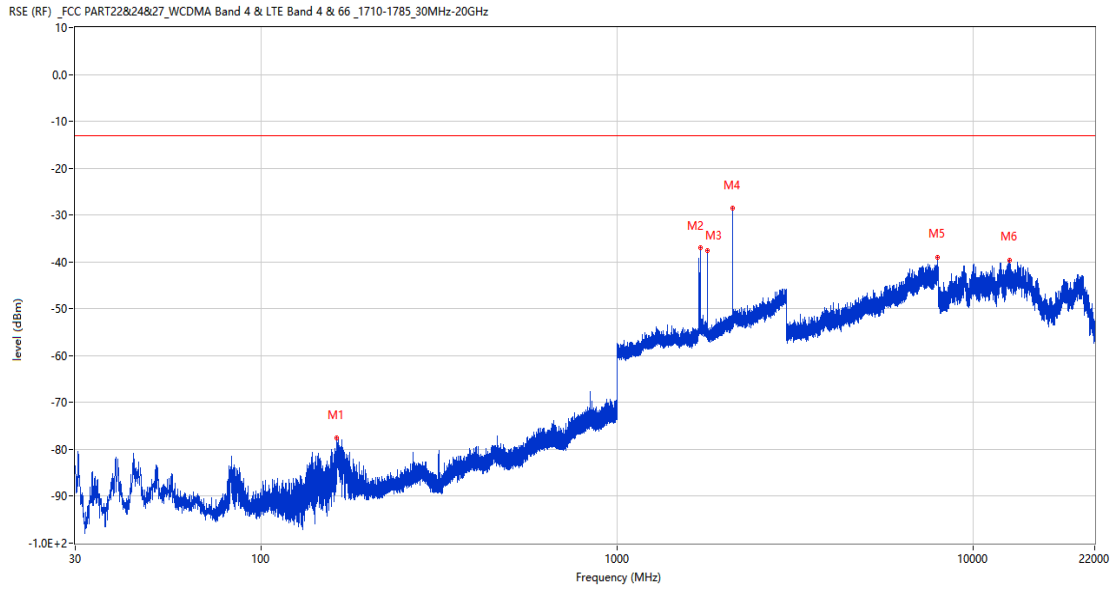
6.1 WCDMA Band 4 Low Channel

RSE-H&H WCDMA Band 4 CH1312



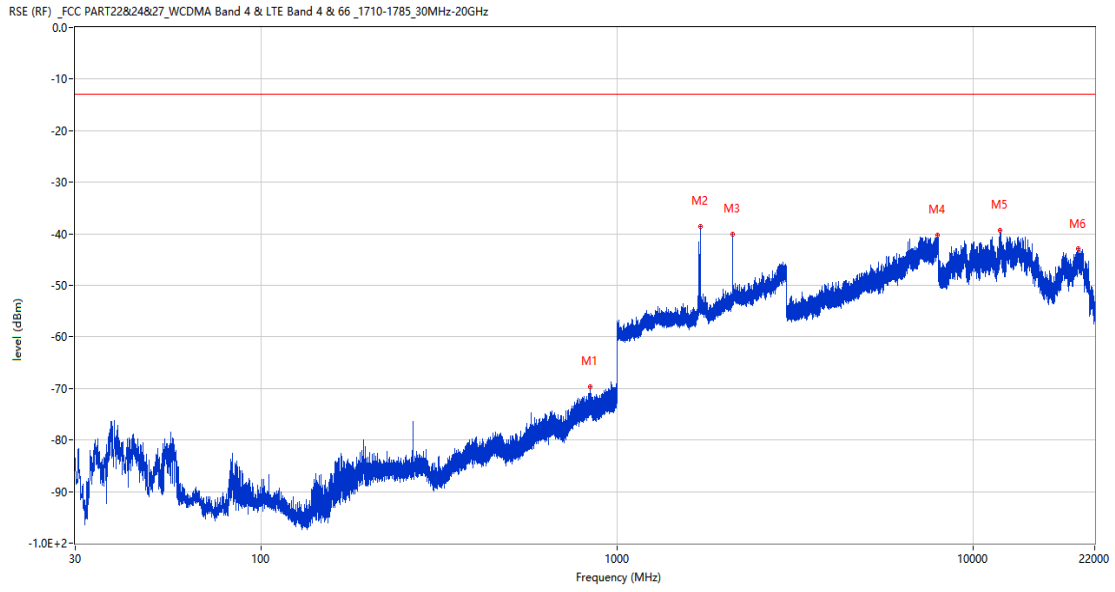
Frequency (MHz)	Result (dBm)	Factor (dB)	PK Limit (dBm)	Margin (dB)	Table (o)	ANT	EUT	Verdict
165.751	-71.65	-18.69	-13.0	58.65	230.00	Horizontal	Horizontal	Pass
1711.800	-37.68	1.37	-13.0	24.68	124.00	Horizontal	Horizontal	N/A
2112.000	-27.09	2.74	-13.0	14.09	254.00	Horizontal	Horizontal	N/A
7957.250	-39.26	15.04	-13.0	26.26	49.00	Horizontal	Horizontal	Pass
12712.237	-39.24	14.85	-13.0	26.24	23.00	Horizontal	Horizontal	Pass
19707.849	-41.86	12.65	-13.0	28.86	288.00	Horizontal	Horizontal	Pass

RSE-H&V WCDMA Band 4 CH1312



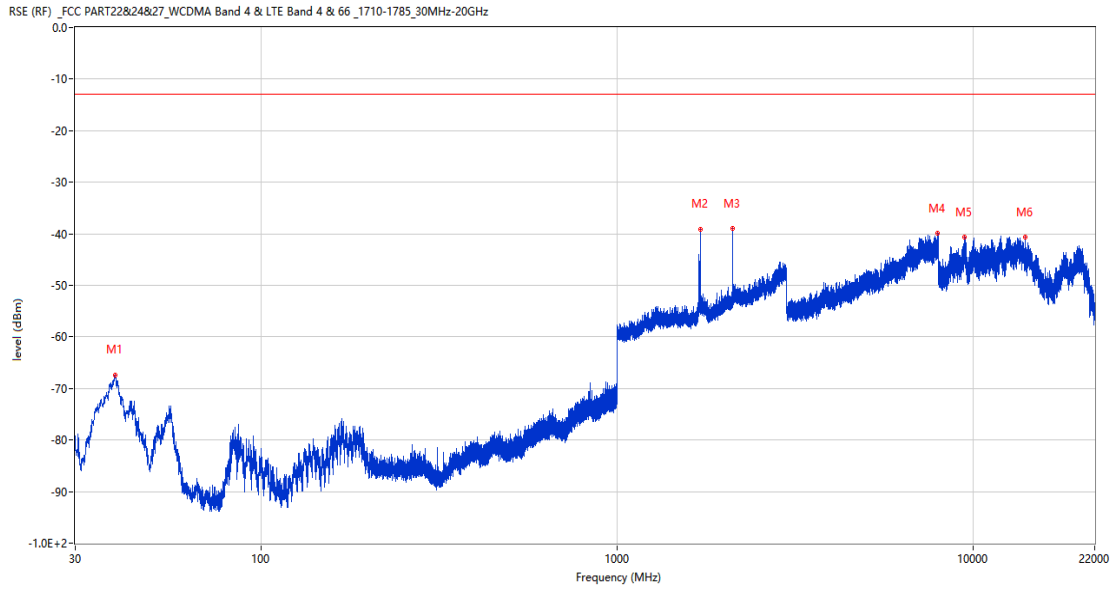
Frequency (MHz)	Result (dBm)	Factor (dB)	PK Limit (dBm)	Margin (dB)	Table (o)	ANT	EUT	Verdict
162.939	-77.58	-18.86	-13.0	64.58	248.00	Horizontal	Vertical	Pass
1711.800	-37.07	1.37	-13.0	24.07	135.00	Horizontal	Vertical	N/A
1792.800	-37.50	0.51	-13.0	24.50	1.00	Horizontal	Vertical	Pass
2112.500	-28.57	2.93	-13.0	15.57	255.00	Horizontal	Vertical	N/A
7943.500	-38.93	15.00	-13.0	25.93	22.00	Horizontal	Vertical	Pass
12705.825	-39.59	14.86	-13.0	26.59	91.00	Horizontal	Vertical	Pass

RSE-V&V WCDMA Band 4 CH1312



Frequency (MHz)	Result (dBm)	Factor (dB)	PK Limit (dBm)	Margin (dB)	Table (o)	ANT	EUT	Verdict
839.998	-69.69	-0.14	-13.0	56.69	180.00	Vertical	Vertical	Pass
1712.100	-38.55	1.37	-13.0	25.55	136.00	Vertical	Vertical	N/A
2112.900	-39.99	2.89	-13.0	26.99	314.00	Vertical	Vertical	N/A
7953.000	-40.35	15.10	-13.0	27.35	15.00	Vertical	Vertical	Pass
11916.375	-39.25	13.75	-13.0	26.25	3.00	Vertical	Vertical	Pass
19754.099	-42.93	12.67	-13.0	29.93	138.00	Vertical	Vertical	Pass

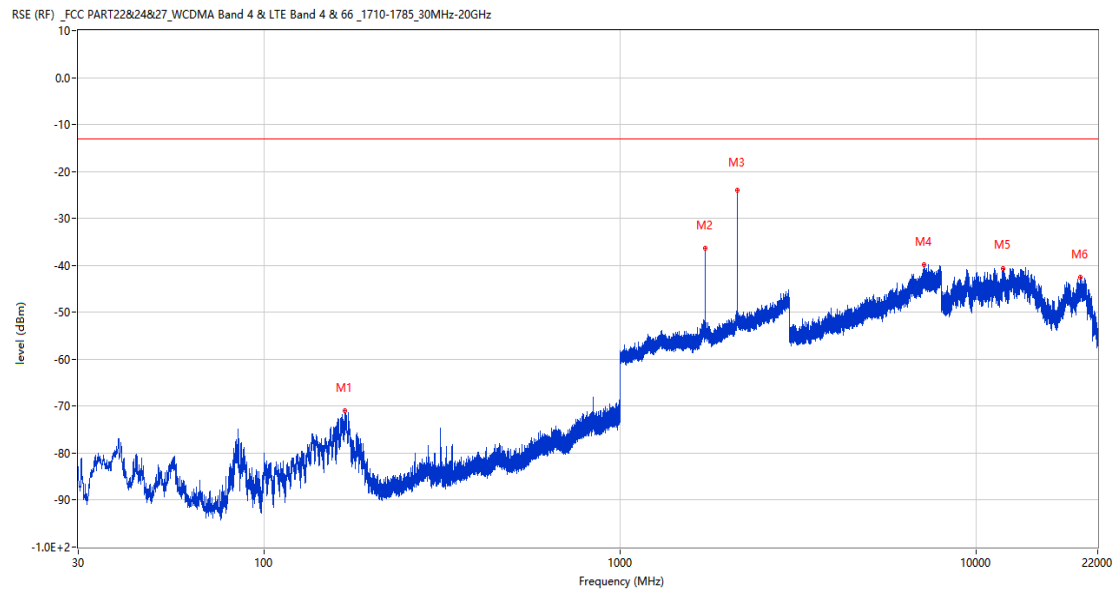
RSE-V&H WCDMA Band 4 CH1312



Frequency (MHz)	Result (dBm)	Factor (dB)	PK Limit (dBm)	Margin (dB)	Table (o)	ANT	EUT	Verdict
38.876	-67.42	-19.86	-13.0	54.42	215.00	Vertical	Horizontal	Pass
1711.900	-39.13	1.37	-13.0	26.13	186.00	Vertical	Horizontal	N/A
2112.600	-38.99	2.77	-13.0	25.99	318.00	Vertical	Horizontal	N/A
7936.500	-39.97	14.73	-13.0	26.97	113.00	Vertical	Horizontal	Pass
9453.263	-40.69	13.71	-13.0	27.69	92.00	Vertical	Horizontal	Pass
14046.387	-40.72	17.38	-13.0	27.72	360.00	Vertical	Horizontal	Pass

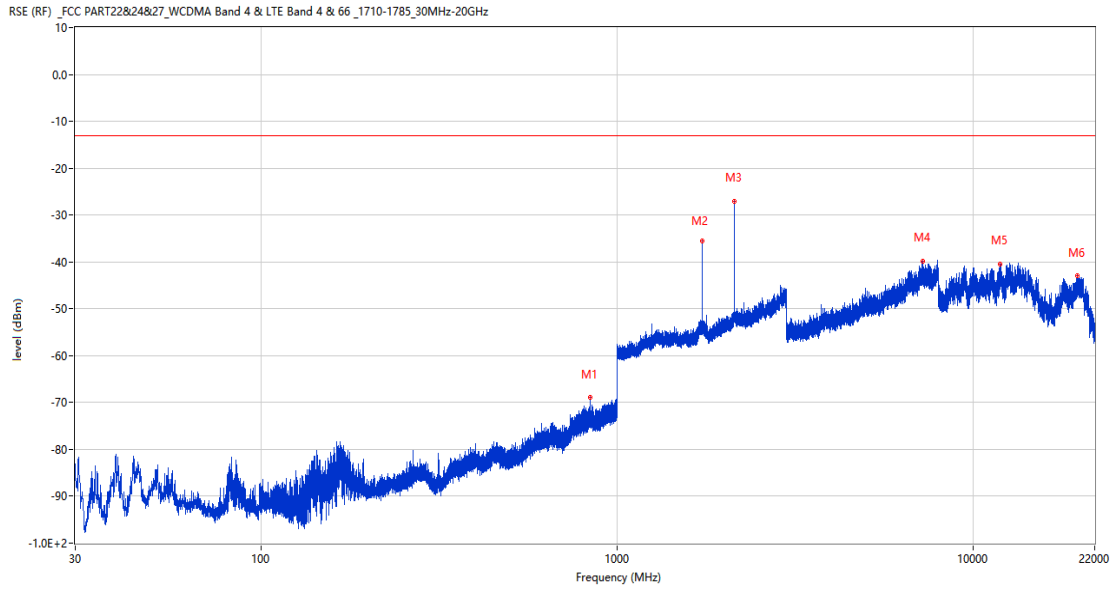
6.2 WCDMA Band 4 Middle Channel

RSE-H&H WCDMA Band 4 CH1412



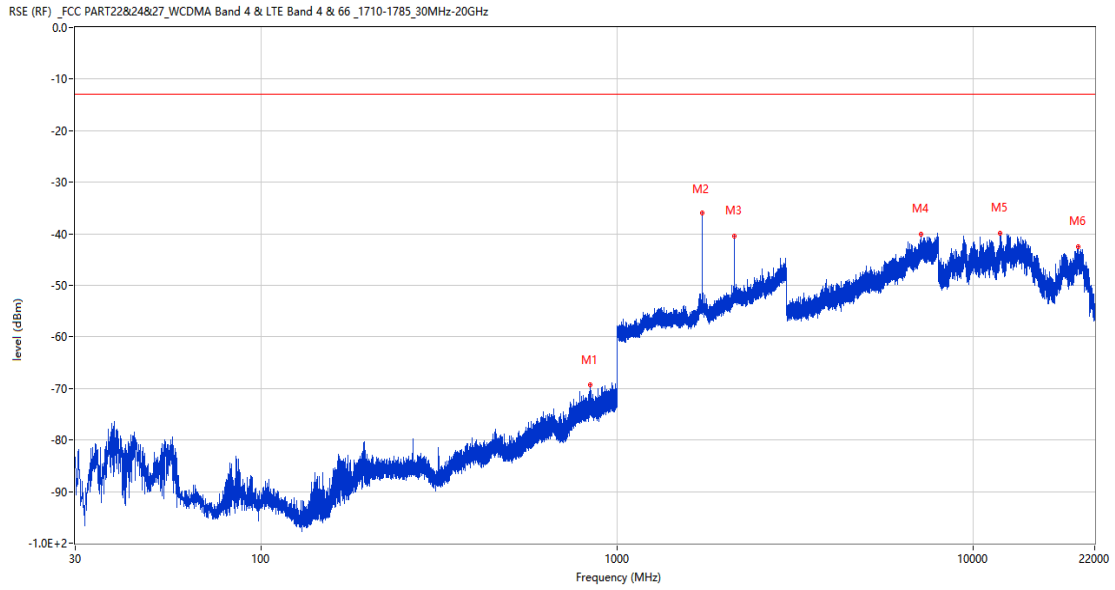
Frequency (MHz)	Result (dBm)	Factor (dB)	PK Limit (dBm)	Margin (dB)	Table (o)	ANT	EUT	Verdict
168.662	-70.94	-18.29	-13.0	57.94	245.00	Horizontal	Horizontal	Pass
1731.600	-36.30	1.10	-13.0	23.30	124.00	Horizontal	Horizontal	N/A
2132.000	-23.97	3.01	-13.0	10.97	244.00	Horizontal	Horizontal	N/A
7150.500	-39.94	13.69	-13.0	26.94	1.00	Horizontal	Horizontal	Pass
11950.576	-40.61	14.04	-13.0	27.61	195.00	Horizontal	Horizontal	Pass
19681.489	-42.51	12.65	-13.0	29.51	87.00	Horizontal	Horizontal	Pass

RSE-H&V WCDMA Band 4 CH1412



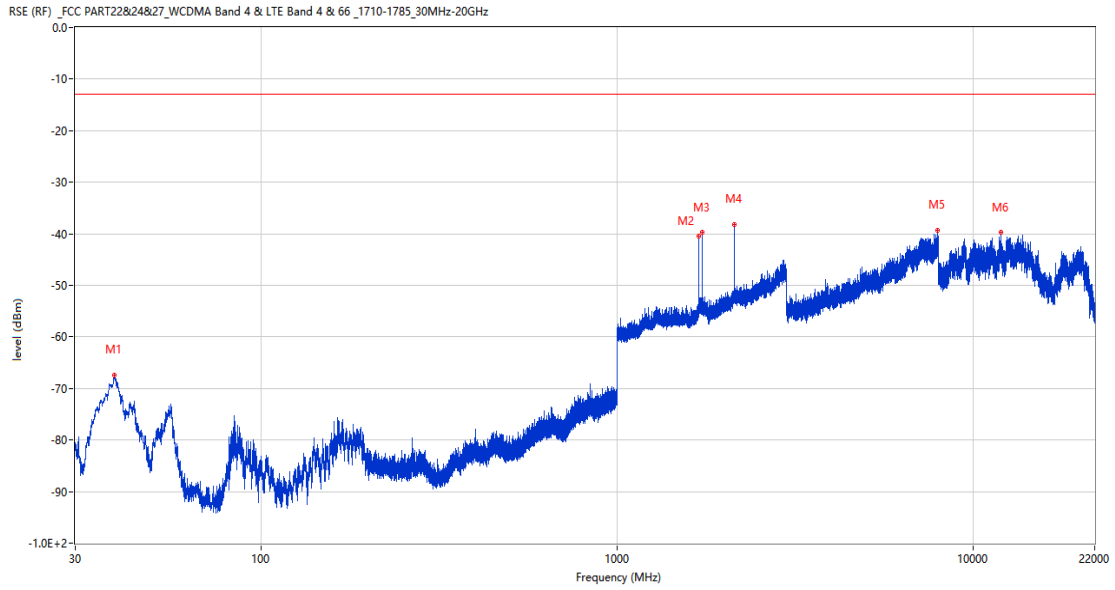
Frequency (MHz)	Result (dBm)	Factor (dB)	PK Limit (dBm)	Margin (dB)	Table (o)	ANT	EUT	Verdict
839.998	-68.92	-0.14	-13.0	55.92	316.00	Horizontal	Vertical	Pass
1731.800	-35.55	1.10	-13.0	22.55	175.00	Horizontal	Vertical	N/A
2131.800	-26.98	3.00	-13.0	13.98	246.00	Horizontal	Vertical	N/A
7239.750	-39.78	14.40	-13.0	26.78	1.00	Horizontal	Vertical	Pass
11924.450	-40.37	13.82	-13.0	27.37	246.00	Horizontal	Vertical	Pass
19695.825	-42.97	12.65	-13.0	29.97	15.00	Horizontal	Vertical	Pass

RSE-V&V WCDMA Band 4 CH1412



Frequency (MHz)	Result (dBm)	Factor (dB)	PK Limit (dBm)	Margin (dB)	Table (o)	ANT	EUT	Verdict
839.998	-69.36	-0.14	-13.0	56.36	2.00	Vertical	Vertical	Pass
1732.500	-35.99	1.09	-13.0	22.99	155.00	Vertical	Vertical	N/A
2132.200	-40.43	3.03	-13.0	27.43	336.00	Vertical	Vertical	N/A
7157.250	-40.08	13.82	-13.0	27.08	139.00	Vertical	Vertical	Pass
11949.150	-39.84	14.03	-13.0	26.84	116.00	Vertical	Vertical	Pass
19808.213	-42.46	12.68	-13.0	29.46	51.00	Vertical	Vertical	Pass

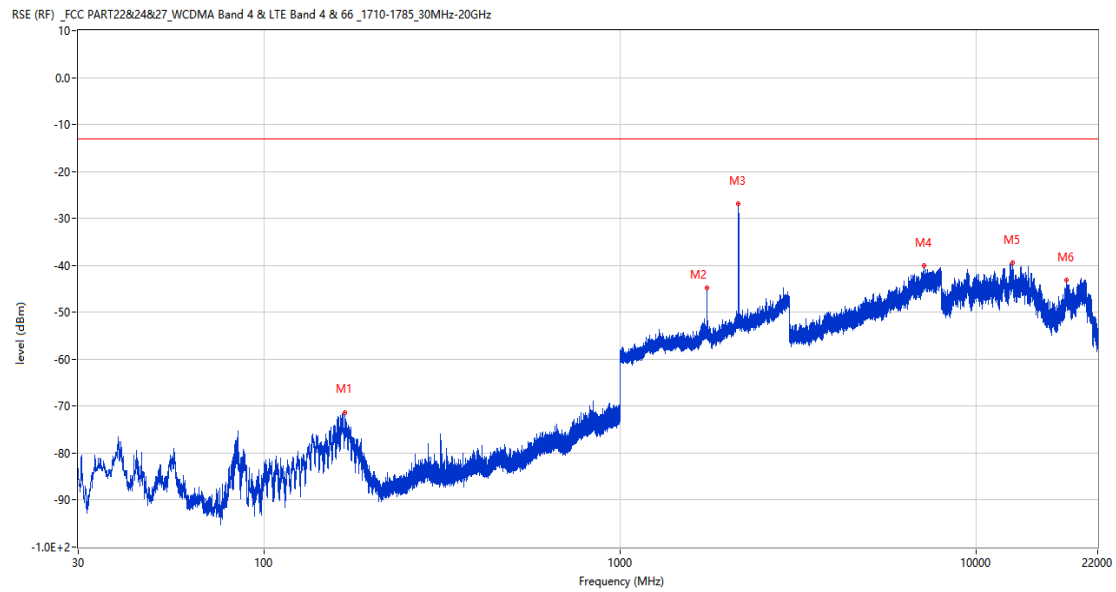
RSE-V&H WCDMA Band 4 CH1412



Frequency (MHz)	Result (dBm)	Factor (dB)	PK Limit (dBm)	Margin (dB)	Table (o)	ANT	EUT	Verdict
38.681	-67.45	-19.98	-13.0	54.45	3.00	Vertical	Horizontal	Pass
1698.200	-40.46	0.66	-13.0	27.46	205.00	Vertical	Horizontal	Pass
1731.900	-39.78	1.10	-13.0	26.78	348.00	Vertical	Horizontal	N/A
2132.000	-38.16	3.18	-13.0	25.16	195.00	Vertical	Horizontal	N/A
7960.750	-39.35	15.00	-13.0	26.35	360.00	Vertical	Horizontal	Pass
11981.213	-39.78	14.02	-13.0	26.78	1.00	Vertical	Horizontal	Pass

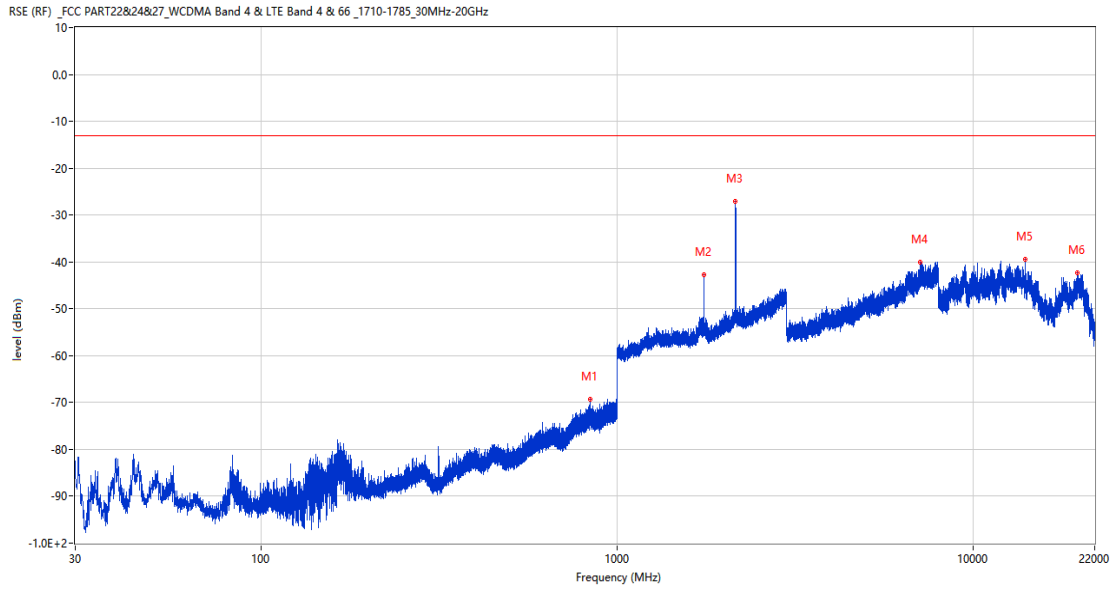
6.3 WCDMA Band 4 High Channel

RSE-H&H WCDMA Band 4 CH1513



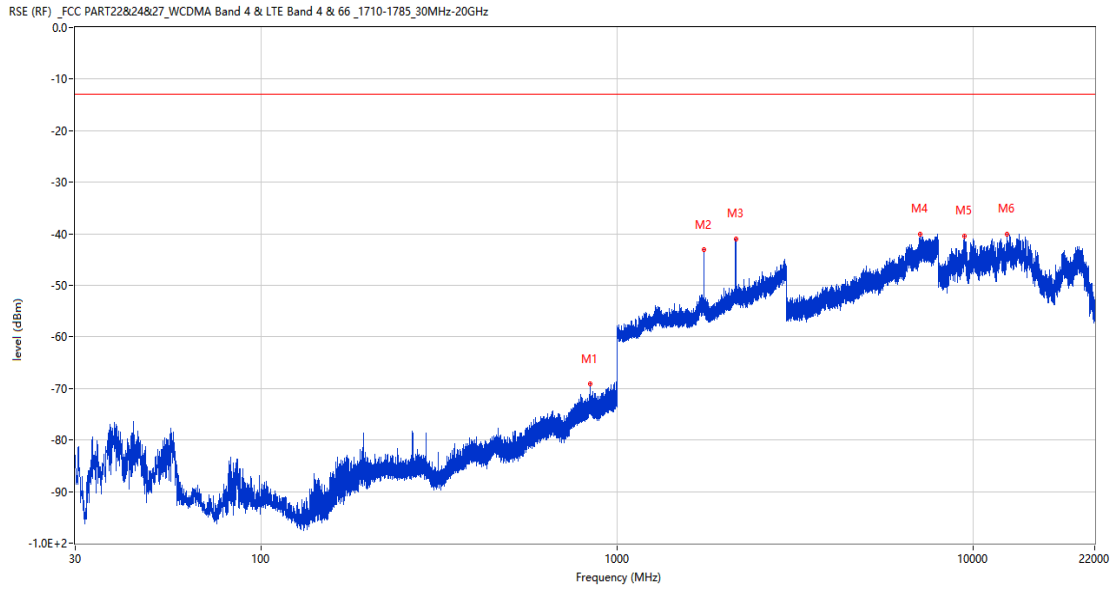
Frequency (MHz)	Result (dBm)	Factor (dB)	PK Limit (dBm)	Margin (dB)	Table (o)	ANT	EUT	Verdict
168.468	-71.32	-18.27	-13.0	58.32	229.00	Horizontal	Horizontal	Pass
1752.700	-44.72	0.83	-13.0	31.72	91.00	Horizontal	Horizontal	N/A
2152.200	-26.93	3.09	-13.0	13.93	243.00	Horizontal	Horizontal	N/A
7131.000	-40.08	13.83	-13.0	27.08	313.00	Horizontal	Horizontal	Pass
12692.763	-39.46	14.76	-13.0	26.46	315.00	Horizontal	Horizontal	Pass
17962.375	-43.14	13.44	-13.0	30.14	1.00	Horizontal	Horizontal	Pass

RSE-H&V WCDMA Band 4 CH1513



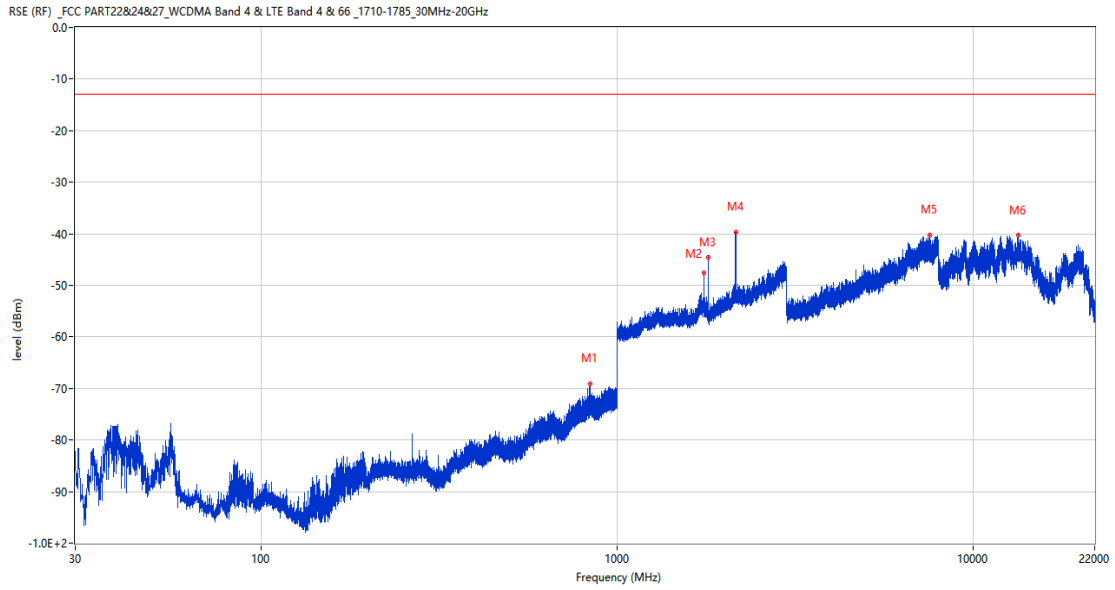
Frequency (MHz)	Result (dBm)	Factor (dB)	PK Limit (dBm)	Margin (dB)	Table (o)	ANT	EUT	Verdict
839.950	-69.39	-0.14	-13.0	56.39	236.00	Horizontal	Vertical	Pass
1753.100	-42.71	0.83	-13.0	29.71	135.00	Horizontal	Vertical	N/A
2153.100	-27.17	3.10	-13.0	14.17	245.00	Horizontal	Vertical	N/A
7117.750	-40.16	13.72	-13.0	27.16	345.00	Horizontal	Vertical	Pass
14054.713	-39.44	17.38	-13.0	26.44	360.00	Horizontal	Vertical	Pass
19685.188	-42.42	12.65	-13.0	29.42	347.00	Horizontal	Vertical	Pass

RSE-V&V WCDMA Band 4 CH1513



Frequency (MHz)	Result (dBm)	Factor (dB)	PK Limit (dBm)	Margin (dB)	Table (o)	ANT	EUT	Verdict
839.950	-69.09	-0.14	-13.0	56.09	141.00	Vertical	Vertical	Pass
1753.300	-43.14	0.83	-13.0	30.14	125.00	Vertical	Vertical	N/A
2152.600	-40.98	3.02	-13.0	27.98	360.00	Vertical	Vertical	N/A
7120.750	-40.16	13.78	-13.0	27.16	316.00	Vertical	Vertical	Pass
9453.737	-40.38	13.70	-13.0	27.38	3.00	Vertical	Vertical	Pass
12455.026	-40.07	14.01	-13.0	27.07	317.00	Vertical	Vertical	Pass

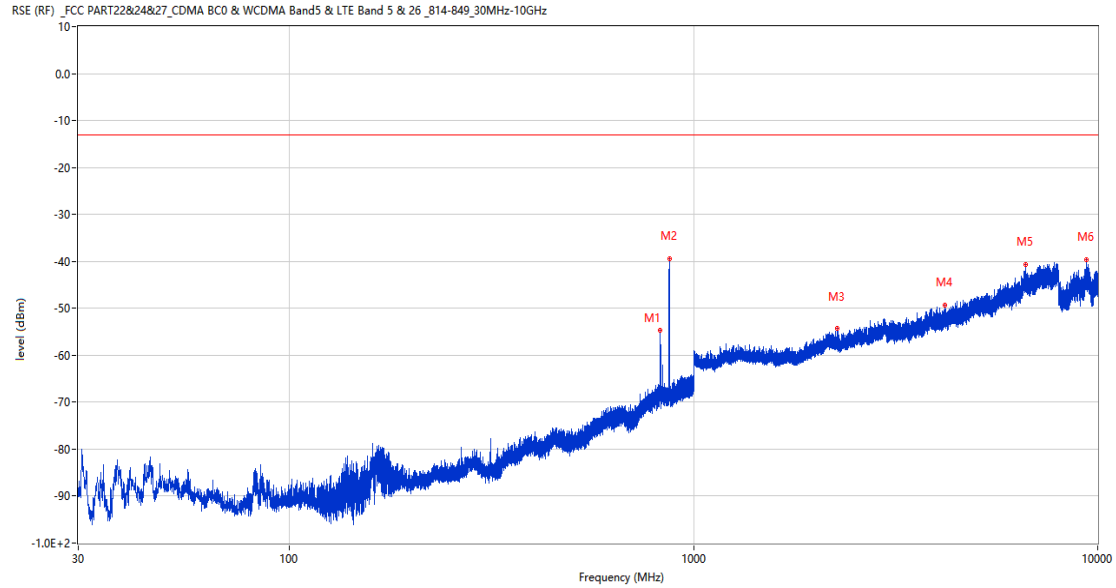
RSE-V&H WCDMA Band 4 CH1513



Frequency (MHz)	Result (dBm)	Factor (dB)	PK Limit (dBm)	Margin (dB)	Table (o)	ANT	EUT	Verdict
839.998	-69.05	-0.14	-13.0	56.05	82.00	Vertical	Horizontal	Pass
1753.200	-47.63	0.83	-13.0	34.63	346.00	Vertical	Horizontal	N/A
1803.300	-44.65	-0.58	-13.0	31.65	54.00	Vertical	Horizontal	Pass
2152.800	-39.65	3.03	-13.0	26.65	1.00	Vertical	Horizontal	N/A
7579.250	-40.23	14.42	-13.0	27.23	0.00	Vertical	Horizontal	Pass
13442.362	-40.31	16.37	-13.0	27.31	3.00	Vertical	Horizontal	Pass

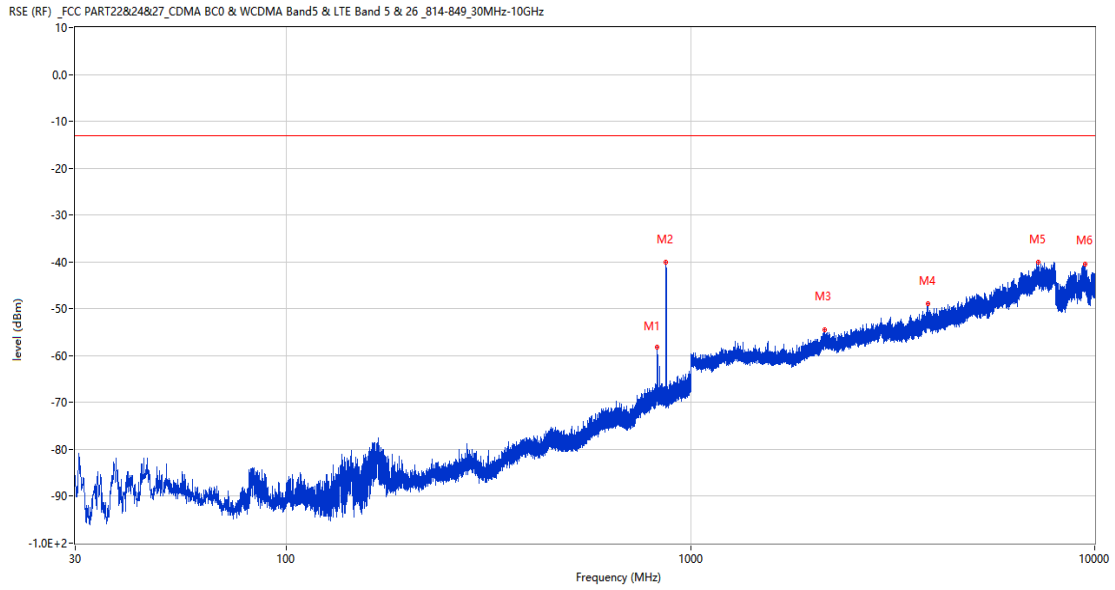
7 WCDMA Band 5
7.1 WCDMA Band 5 Low Channel

RSE-H&H WCDMA Band 5 CH4132



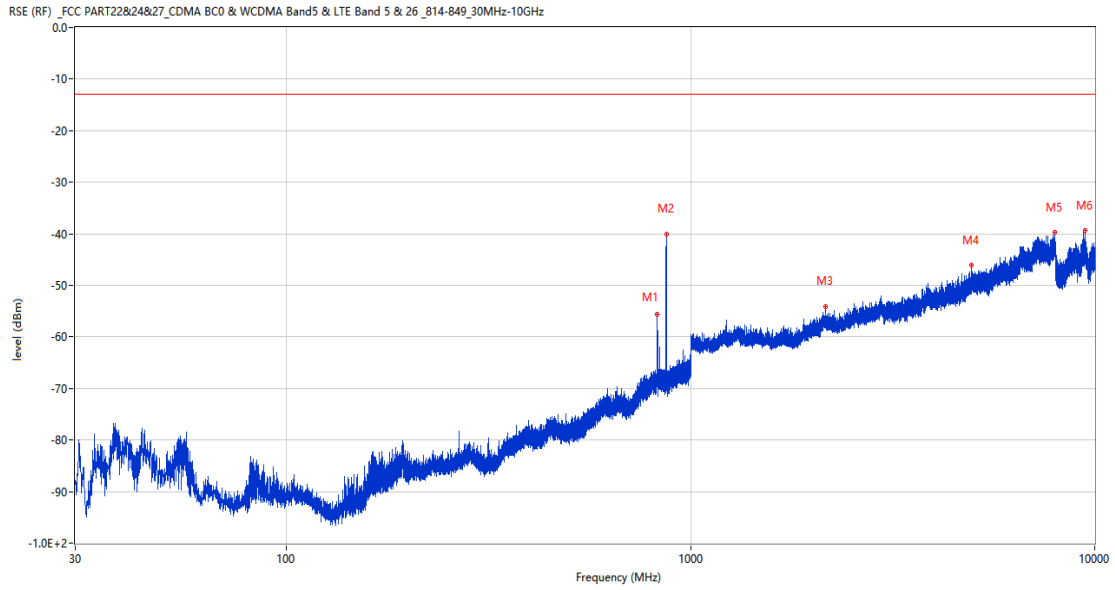
Frequency (MHz)	Result (dBm)	Factor (dB)	PK Limit (dBm)	Margin (dB)	Table (o)	ANT	EUT	Verdict
825.740	-54.77	4.48	-13.0	41.77	212.00	Horizontal	Horizontal	N/A
871.233	-39.47	4.35	-13.0	26.47	253.00	Horizontal	Horizontal	N/A
2269.100	-54.22	-2.85	-13.0	41.22	0.00	Horizontal	Horizontal	Pass
4189.750	-49.37	7.41	-13.0	36.37	77.00	Horizontal	Horizontal	Pass
6644.750	-40.76	13.08	-13.0	27.76	247.00	Horizontal	Horizontal	Pass
9393.000	-39.72	13.45	-13.0	26.72	132.00	Horizontal	Horizontal	Pass

RSE-H&V WCDMA Band 5 CH4132



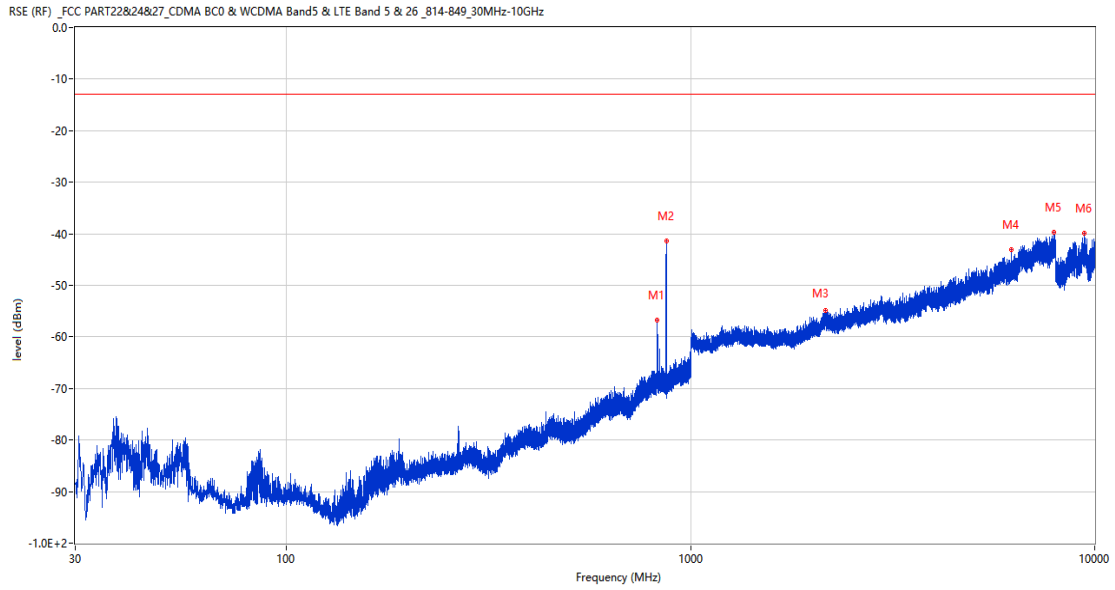
Frequency (MHz)	Result (dBm)	Factor (dB)	PK Limit (dBm)	Margin (dB)	Table (o)	ANT	EUT	Verdict
826.922	-58.14	4.56	-13.0	45.14	203.00	Horizontal	Vertical	N/A
871.778	-40.02	4.42	-13.0	27.02	176.00	Horizontal	Vertical	N/A
2148.100	-54.47	-1.86	-13.0	41.47	360.00	Horizontal	Vertical	Pass
3861.500	-48.99	7.07	-13.0	35.99	190.00	Horizontal	Vertical	Pass
7244.500	-40.15	14.58	-13.0	27.15	326.00	Horizontal	Vertical	Pass
9450.500	-40.38	13.77	-13.0	27.38	60.00	Horizontal	Vertical	Pass

RSE-V&V WCDMA Band 5 CH4132



Frequency (MHz)	Result (dBm)	Factor (dB)	PK Limit (dBm)	Margin (dB)	Table (o)	ANT	EUT	Verdict
826.109	-55.67	4.45	-13.0	42.67	142.00	Vertical	Vertical	N/A
872.300	-40.03	4.26	-13.0	27.03	67.00	Vertical	Vertical	N/A
2156.700	-54.13	-2.08	-13.0	41.13	360.00	Vertical	Vertical	Pass
4959.750	-46.14	8.77	-13.0	33.14	360.00	Vertical	Vertical	Pass
7956.750	-39.74	15.06	-13.0	26.74	195.00	Vertical	Vertical	Pass
9449.000	-39.40	13.77	-13.0	26.40	247.00	Vertical	Vertical	Pass

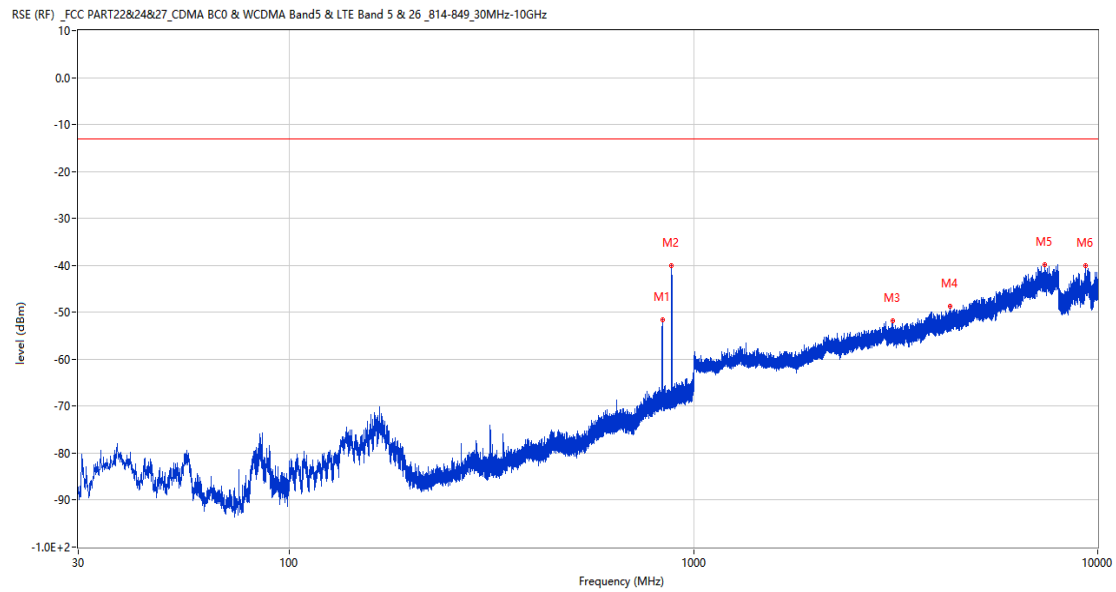
RSE-V&H WCDMA Band 5 CH4132



Frequency (MHz)	Result (dBm)	Factor (dB)	PK Limit (dBm)	Margin (dB)	Table (o)	ANT	EUT	Verdict
826.497	-56.68	4.47	-13.0	43.68	302.00	Vertical	Horizontal	N/A
872.785	-41.46	4.16	-13.0	28.46	62.00	Vertical	Horizontal	N/A
2156.100	-54.85	-2.04	-13.0	41.85	355.00	Vertical	Horizontal	Pass
6208.250	-43.11	10.46	-13.0	30.11	294.00	Vertical	Horizontal	Pass
7942.000	-39.76	14.89	-13.0	26.76	316.00	Vertical	Horizontal	Pass
9446.100	-39.94	13.75	-13.0	26.94	46.00	Vertical	Horizontal	Pass

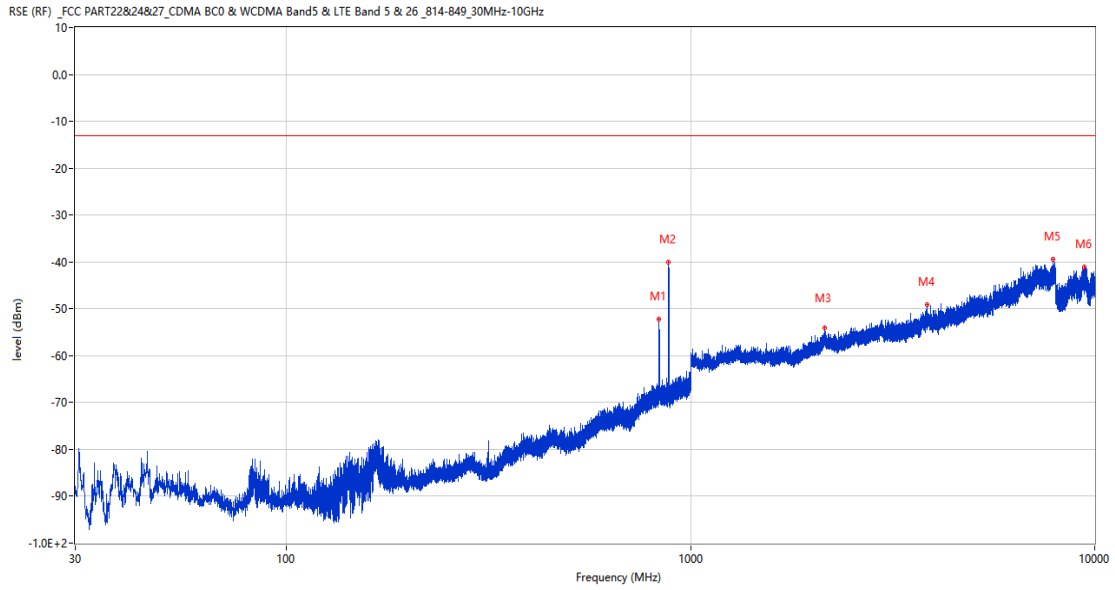
7.2 WCDMA Band 5 Middle Channel

RSE-H&H WCDMA Band 5 CH4182



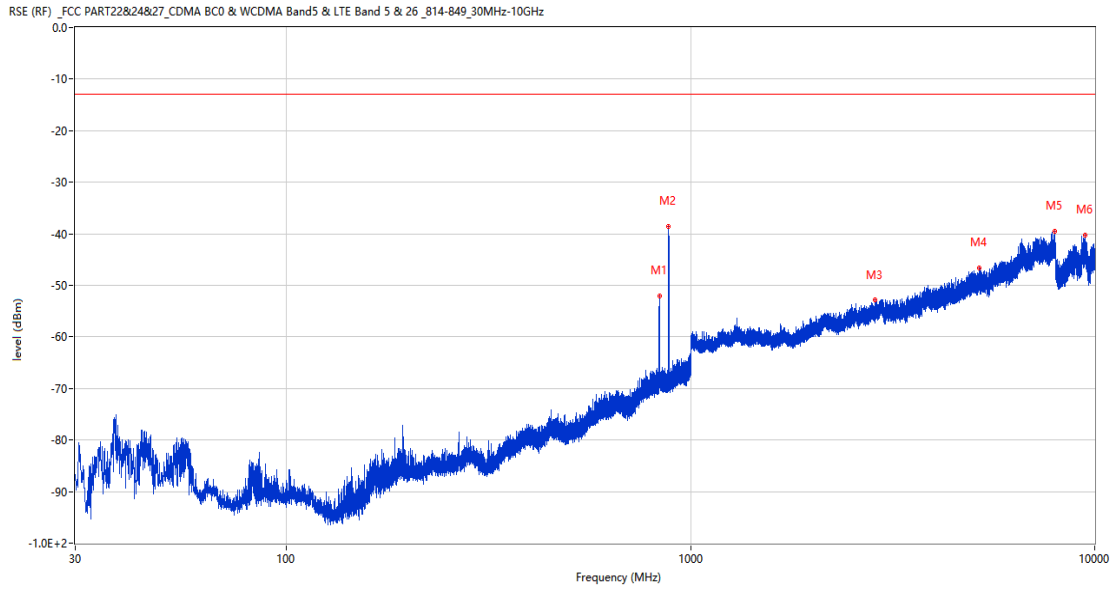
Frequency (MHz)	Result (dBm)	Factor (dB)	PK Limit (dBm)	Margin (dB)	Table (o)	ANT	EUT	Verdict
836.991	-51.53	4.91	-13.0	38.53	255.00	Horizontal	Horizontal	N/A
881.417	-40.03	4.19	-13.0	27.03	283.00	Horizontal	Horizontal	N/A
3118.000	-51.81	4.28	-13.0	38.81	89.00	Horizontal	Horizontal	Pass
4306.500	-48.80	6.96	-13.0	35.80	66.00	Horizontal	Horizontal	Pass
7406.000	-39.84	14.17	-13.0	26.84	215.00	Horizontal	Horizontal	Pass
9342.500	-40.06	13.99	-13.0	27.06	270.00	Horizontal	Horizontal	Pass

RSE-H&V WCDMA Band 5 CH4182



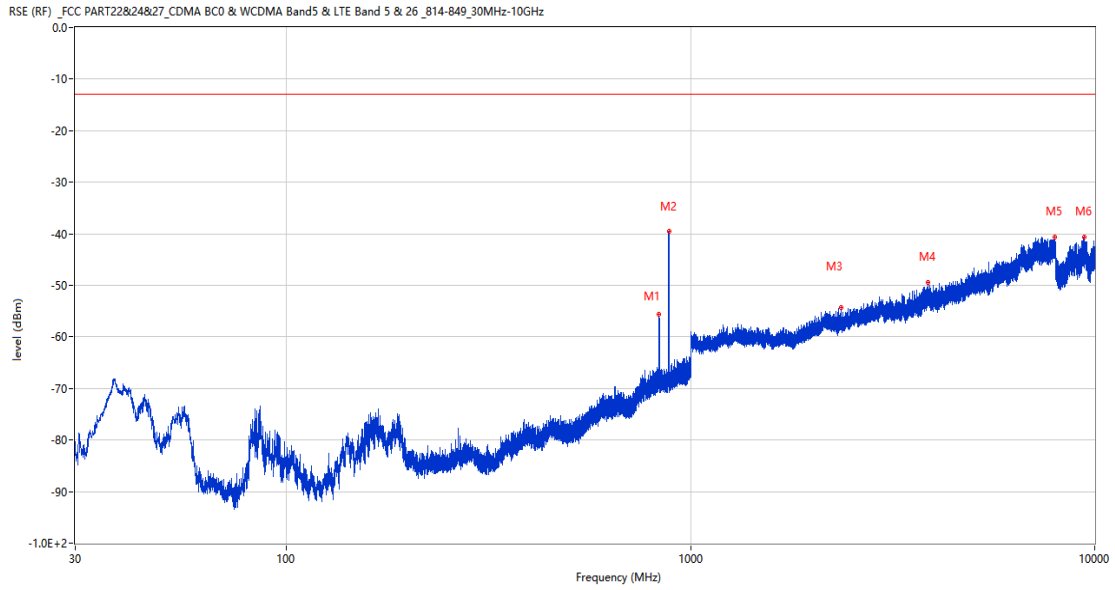
Frequency (MHz)	Result (dBm)	Factor (dB)	PK Limit (dBm)	Margin (dB)	Table (o)	ANT	EUT	Verdict
836.022	-52.22	4.87	-13.0	39.22	209.00	Horizontal	Vertical	N/A
881.903	-40.09	4.25	-13.0	27.09	169.00	Horizontal	Vertical	N/A
2144.800	-54.12	-1.90	-13.0	41.12	34.00	Horizontal	Vertical	Pass
3849.750	-49.20	7.07	-13.0	36.20	293.00	Horizontal	Vertical	Pass
7876.000	-39.47	14.73	-13.0	26.47	317.00	Horizontal	Vertical	Pass
9407.901	-41.04	13.43	-13.0	28.04	34.00	Horizontal	Vertical	Pass

RSE-V&V WCDMA Band 5 CH4182



Frequency (MHz)	Result (dBm)	Factor (dB)	PK Limit (dBm)	Margin (dB)	Table (o)	ANT	EUT	Verdict
836.700	-52.07	4.90	-13.0	39.07	36.00	Vertical	Vertical	N/A
881.078	-38.60	4.21	-13.0	25.60	122.00	Vertical	Vertical	N/A
2860.200	-52.85	0.91	-13.0	39.85	222.00	Vertical	Vertical	Pass
5166.500	-46.67	9.12	-13.0	33.67	344.00	Vertical	Vertical	Pass
7946.000	-39.50	15.17	-13.0	26.50	0.00	Vertical	Vertical	Pass
9449.600	-40.22	13.78	-13.0	27.22	166.00	Vertical	Vertical	Pass

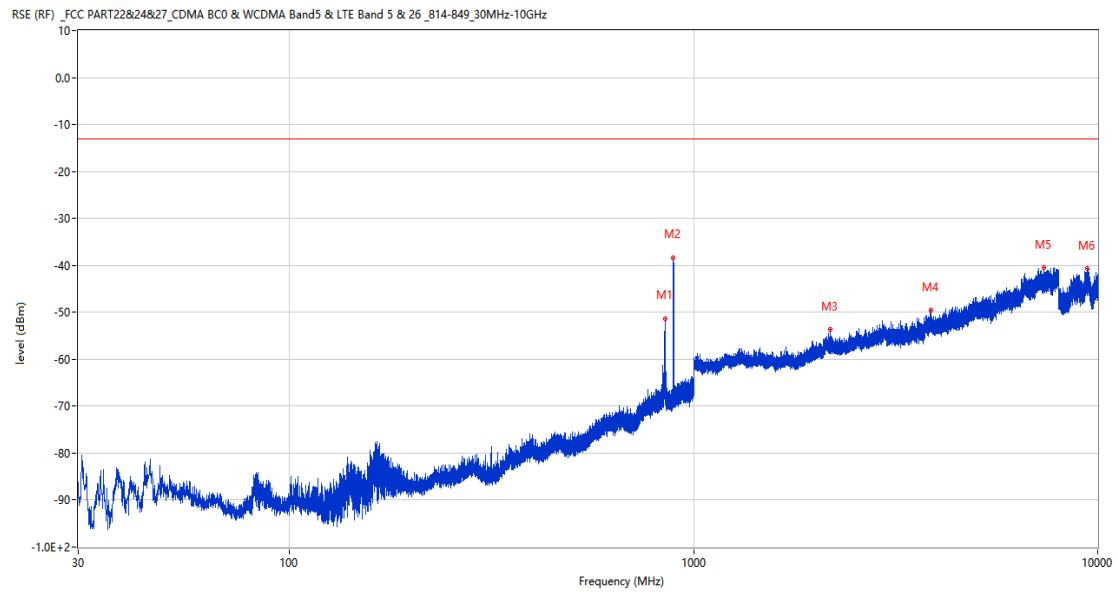
RSE-V&H WCDMA Band 5 CH4182



Frequency (MHz)	Result (dBm)	Factor (dB)	PK Limit (dBm)	Margin (dB)	Table (o)	ANT	EUT	Verdict
836.100	-55.62	4.84	-13.0	42.62	56.00	Vertical	Horizontal	N/A
881.969	-39.60	4.35	-13.0	26.60	63.00	Vertical	Horizontal	N/A
2363.200	-54.37	-1.99	-13.0	41.37	202.00	Vertical	Horizontal	Pass
3874.250	-49.34	7.17	-13.0	36.34	204.00	Vertical	Horizontal	Pass
7956.750	-40.65	15.06	-13.0	27.65	342.00	Vertical	Horizontal	Pass
9437.600	-40.60	13.68	-13.0	27.60	151.00	Vertical	Horizontal	Pass

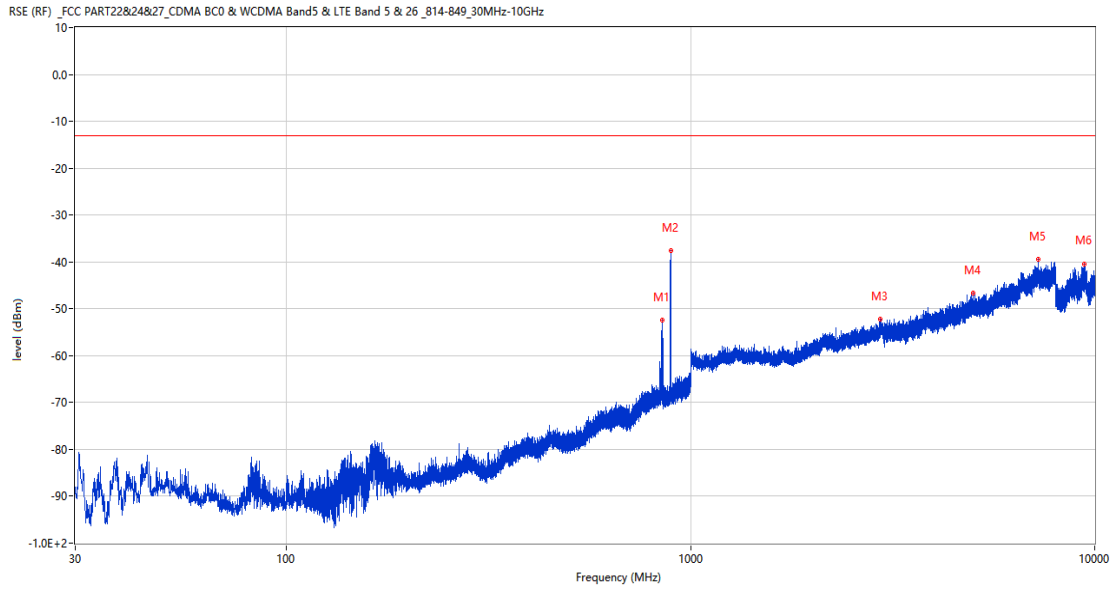
7.3 WCDMA Band 5 High Channel

RSE-H&H WCDMA Band 5 CH4233



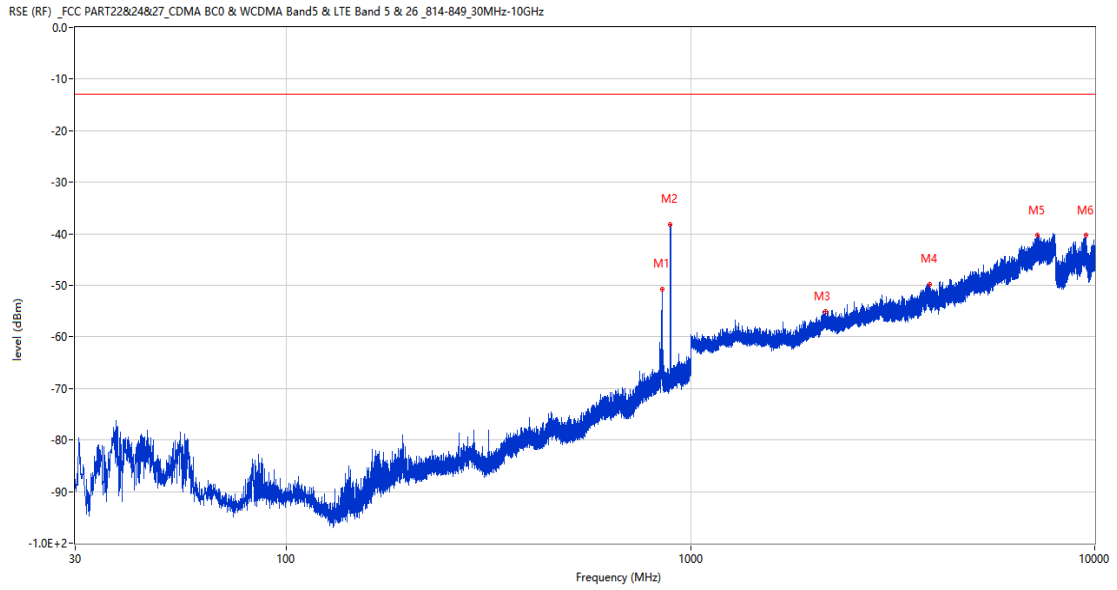
Frequency (MHz)	Result (dBm)	Factor (dB)	PK Limit (dBm)	Margin (dB)	Table (o)	ANT	EUT	Verdict
846.318	-51.30	4.56	-13.0	38.30	253.00	Horizontal	Horizontal	N/A
891.360	-38.32	4.70	-13.0	25.32	287.00	Horizontal	Horizontal	N/A
2175.900	-53.71	-2.20	-13.0	40.71	287.00	Horizontal	Horizontal	Pass
3874.000	-49.55	7.16	-13.0	36.55	230.00	Horizontal	Horizontal	Pass
7351.750	-40.44	14.52	-13.0	27.44	218.00	Horizontal	Horizontal	Pass
9439.000	-40.67	13.69	-13.0	27.67	75.00	Horizontal	Horizontal	Pass

RSE-H&V WCDMA Band 5 CH4233



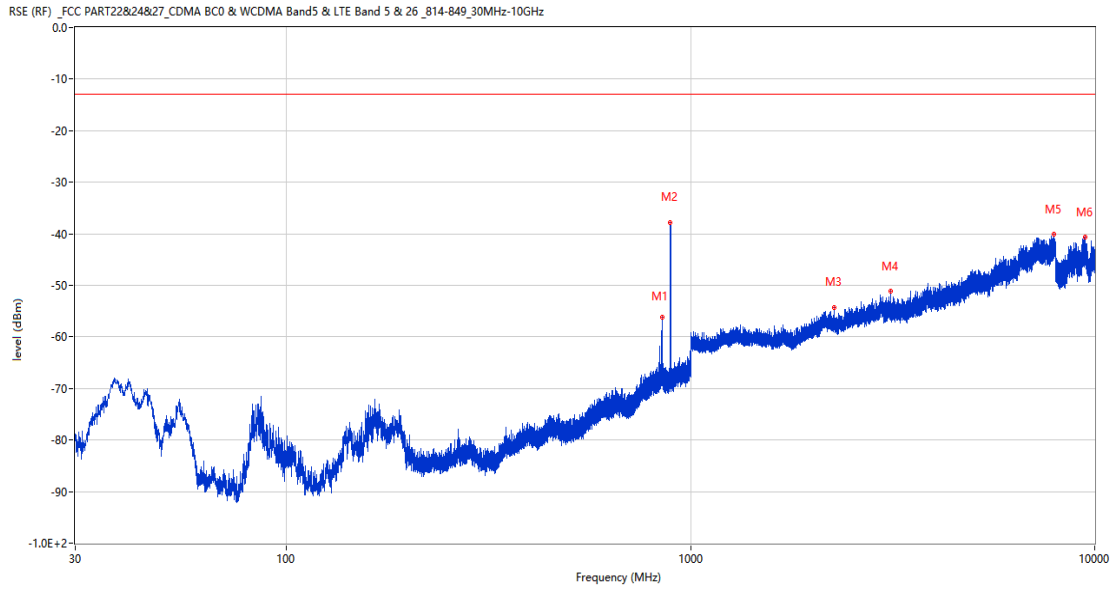
Frequency (MHz)	Result (dBm)	Factor (dB)	PK Limit (dBm)	Margin (dB)	Table (o)	ANT	EUT	Verdict
846.008	-52.47	4.61	-13.0	39.47	202.00	Horizontal	Vertical	N/A
891.621	-37.69	4.72	-13.0	24.69	170.00	Horizontal	Vertical	N/A
2953.100	-52.18	2.40	-13.0	39.18	220.00	Horizontal	Vertical	Pass
4996.750	-46.74	9.10	-13.0	33.74	55.00	Horizontal	Vertical	Pass
7234.500	-39.44	14.41	-13.0	26.44	20.00	Horizontal	Vertical	Pass
9440.500	-40.38	13.70	-13.0	27.38	360.00	Horizontal	Vertical	Pass

RSE-V&V WCDMA Band 5 CH4233



Frequency (MHz)	Result (dBm)	Factor (dB)	PK Limit (dBm)	Margin (dB)	Table (o)	ANT	EUT	Verdict
846.250	-50.76	4.60	-13.0	37.76	55.00	Vertical	Vertical	N/A
891.651	-38.13	4.71	-13.0	25.13	110.00	Vertical	Vertical	N/A
2155.500	-55.13	-2.02	-13.0	42.13	46.00	Vertical	Vertical	Pass
3896.500	-49.75	7.05	-13.0	36.75	44.00	Vertical	Vertical	Pass
7198.000	-40.33	14.31	-13.0	27.33	162.00	Vertical	Vertical	Pass
9495.900	-40.35	12.81	-13.0	27.35	47.00	Vertical	Vertical	Pass

RSE-V&H WCDMA Band 5 CH4233



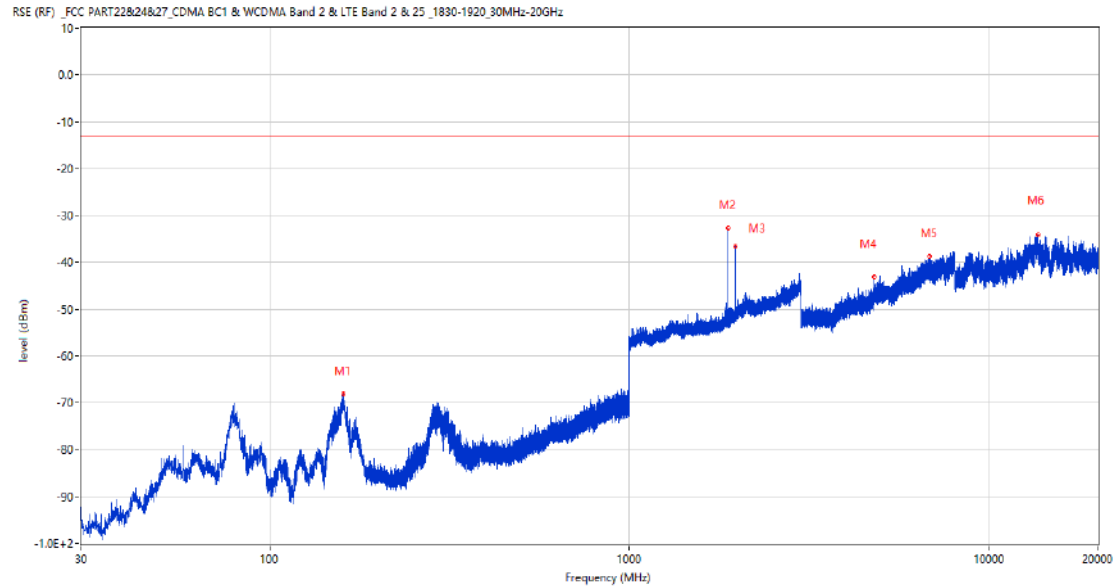
Frequency (MHz)	Result (dBm)	Factor (dB)	PK Limit (dBm)	Margin (dB)	Table (o)	ANT	EUT	Verdict
846.814	-56.21	4.61	-13.0	43.21	231.00	Vertical	Horizontal	N/A
891.875	-37.80	4.69	-13.0	24.80	224.00	Vertical	Horizontal	N/A
2269.600	-54.25	-2.80	-13.0	41.25	266.00	Vertical	Horizontal	Pass
3123.000	-51.20	4.16	-13.0	38.20	351.00	Vertical	Horizontal	Pass
7929.250	-40.10	14.83	-13.0	27.10	340.00	Vertical	Horizontal	Pass
9457.100	-40.71	13.63	-13.0	27.71	294.00	Vertical	Horizontal	Pass

LTE

8 LTE Band 2

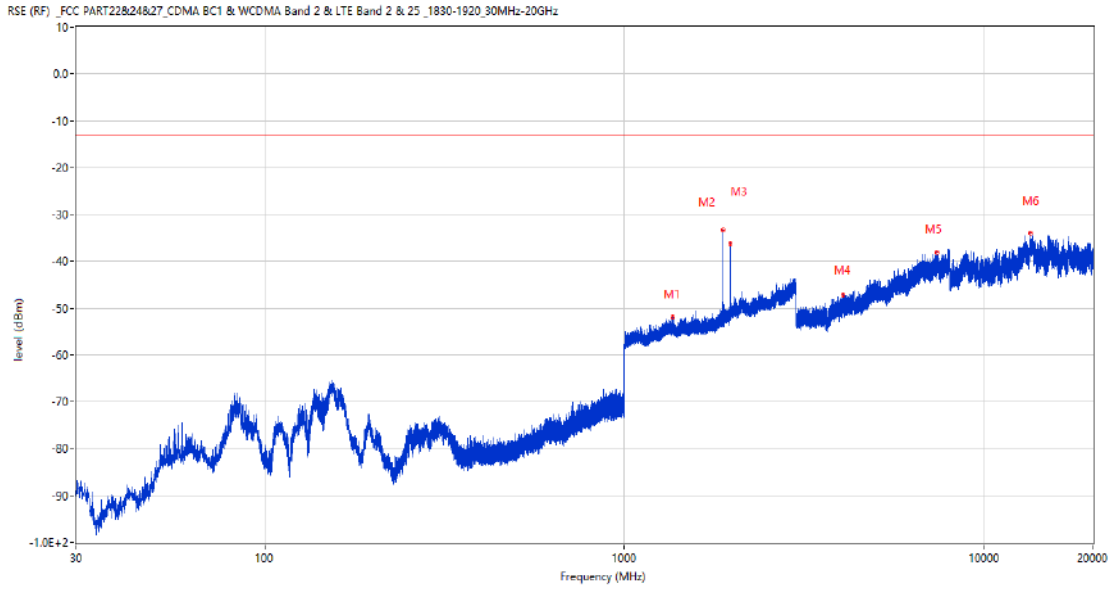
8.1 LTE Band 2 BW1.4, Middle Channel

RSE-H&H LTE Band 2 BW1.4 CH18300



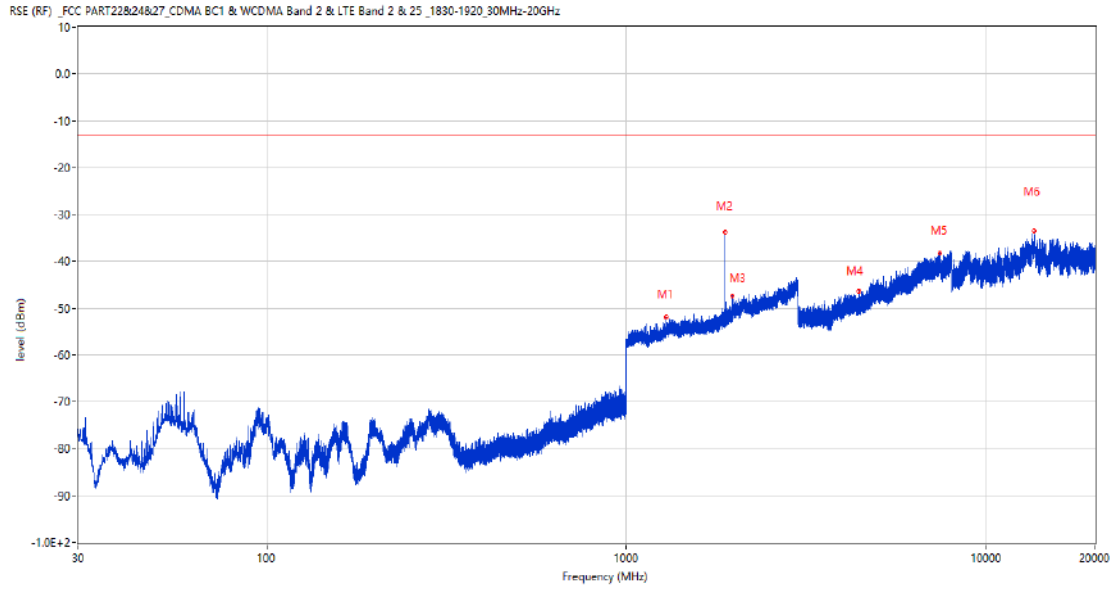
Frequency (MHz)	Result (dBm)	Factor (dB)	PK Limit (dBm)	Margin (dB)	Table (o)	ANT	EUT	Verdict
160.562	-68.05	-18.20	-13.0	55.05	326.00	Horizontal	Horizontal	Pass
1880.400	-32.70	2.76	-13.0	19.70	43.00	Horizontal	Horizontal	N/A
1960.500	-36.58	3.41	-13.0	23.58	273.00	Horizontal	Horizontal	N/A
4761.000	-43.13	11.43	-13.0	30.13	288.00	Horizontal	Horizontal	Pass
6797.000	-38.74	16.52	-13.0	25.74	353.00	Horizontal	Horizontal	Pass
13616.012	-34.03	24.86	-13.0	21.03	298.00	Horizontal	Horizontal	Pass

RSE-H&V LTE Band 2 BW1.4 CH18300



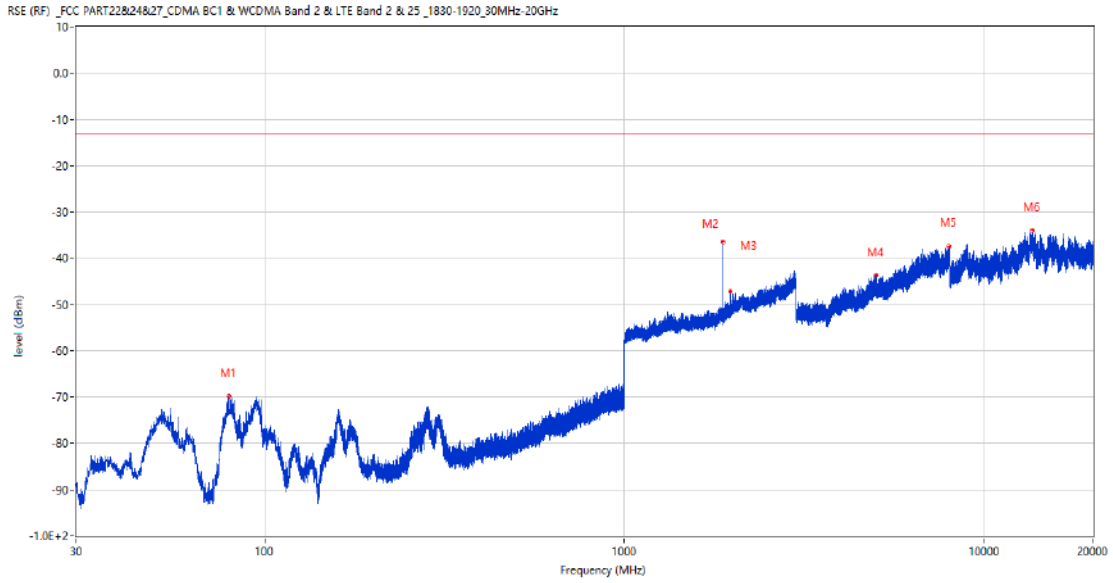
Frequency (MHz)	Result (dBm)	Factor (dB)	PK Limit (dBm)	Margin (dB)	Table (o)	ANT	EUT	Verdict
1357.200	-51.90	0.52	-13.0	38.90	59.00	Horizontal	Vertical	Pass
1880.400	-33.32	2.76	-13.0	20.32	211.00	Horizontal	Vertical	N/A
1960.100	-36.29	3.38	-13.0	23.29	114.00	Horizontal	Vertical	N/A
4045.250	-47.16	10.44	-13.0	34.16	189.00	Horizontal	Vertical	Pass
7360.500	-38.02	17.22	-13.0	25.02	276.00	Horizontal	Vertical	Pass
13380.750	-33.86	24.73	-13.0	20.86	70.00	Horizontal	Vertical	Pass

RSE-V&V LTE Band 2 BW1.4 CH18300



Frequency (MHz)	Result (dBm)	Factor (dB)	PK Limit (dBm)	Margin (dB)	Table (o)	ANT	EUT	Verdict
1284.600	-52.04	0.18	-13.0	39.04	10.00	Vertical	Vertical	Pass
1880.500	-33.73	2.76	-13.0	20.73	137.00	Vertical	Vertical	N/A
1960.600	-47.31	3.40	-13.0	34.31	64.00	Vertical	Vertical	N/A
4419.750	-46.24	10.67	-13.0	33.24	331.00	Vertical	Vertical	Pass
7402.500	-38.36	17.85	-13.0	25.36	0.00	Vertical	Vertical	Pass
13542.425	-33.49	25.03	-13.0	20.49	360.00	Vertical	Vertical	Pass

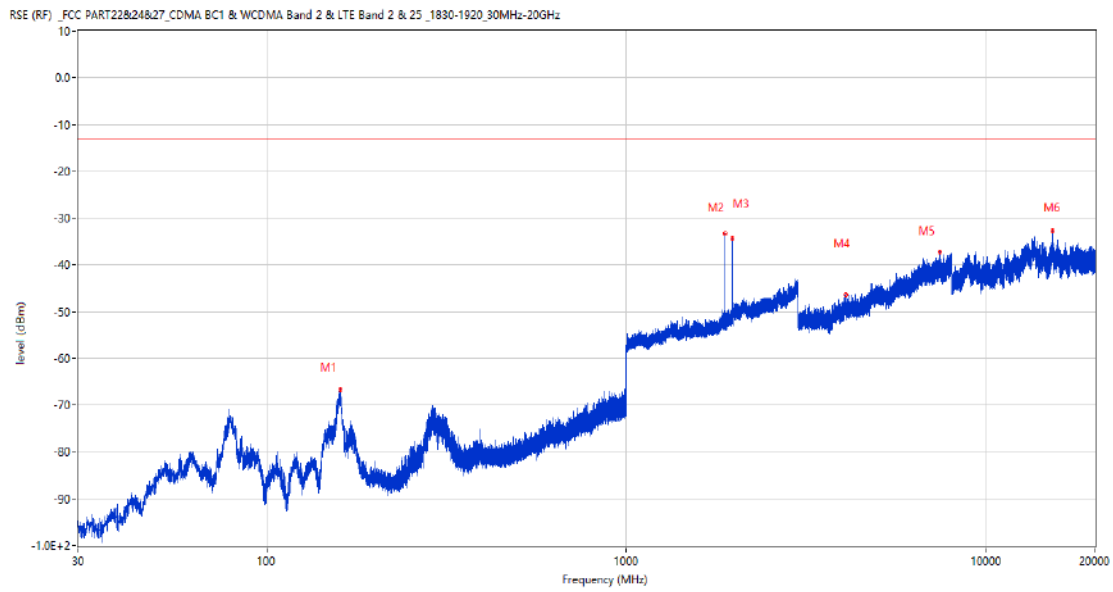
RSE-V&H LTE Band 2 BW1.4 CH18300



Frequency (MHz)	Result (dBm)	Factor (dB)	PK Limit (dBm)	Margin (dB)	Table (o)	ANT	EUT	Verdict
79.519	-69.85	-20.41	-13.0	56.85	312.00	Vertical	Horizontal	Pass
1880.400	-36.36	2.76	-13.0	23.36	212.00	Vertical	Horizontal	N/A
1960.400	-47.13	3.41	-13.0	34.13	65.00	Vertical	Horizontal	N/A
4990.500	-43.69	13.11	-13.0	30.69	213.00	Vertical	Horizontal	Pass
7939.750	-37.34	18.97	-13.0	24.34	360.00	Vertical	Horizontal	Pass
13582.300	-33.93	24.99	-13.0	20.93	229.00	Vertical	Horizontal	Pass

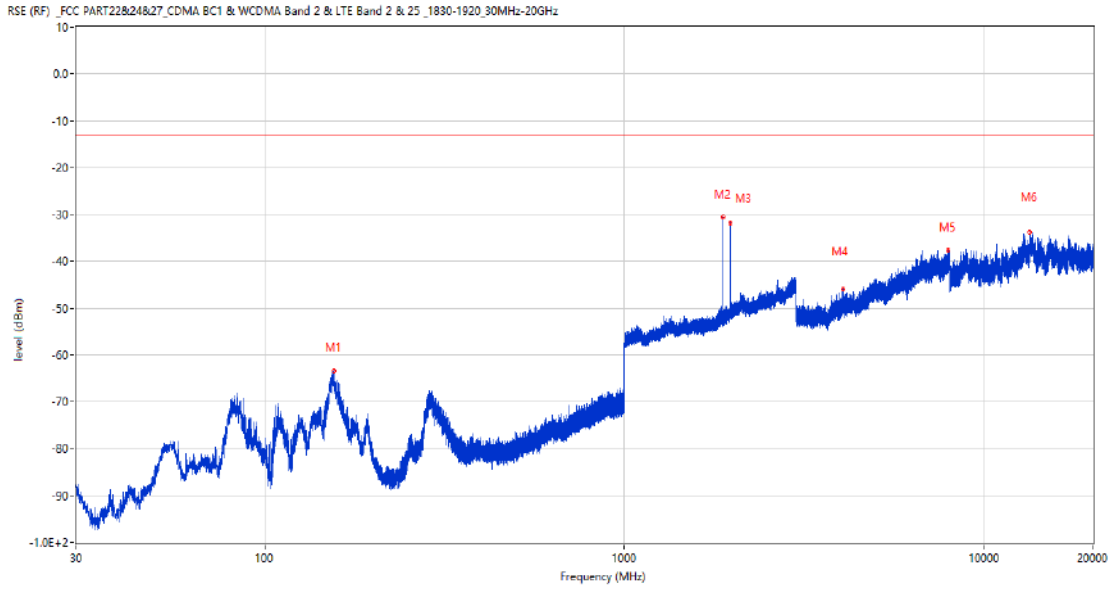
8.2 LTE Band 2 BW3, Middle Channel

RSE-H&H LTE Band 2 BW3 CH18300



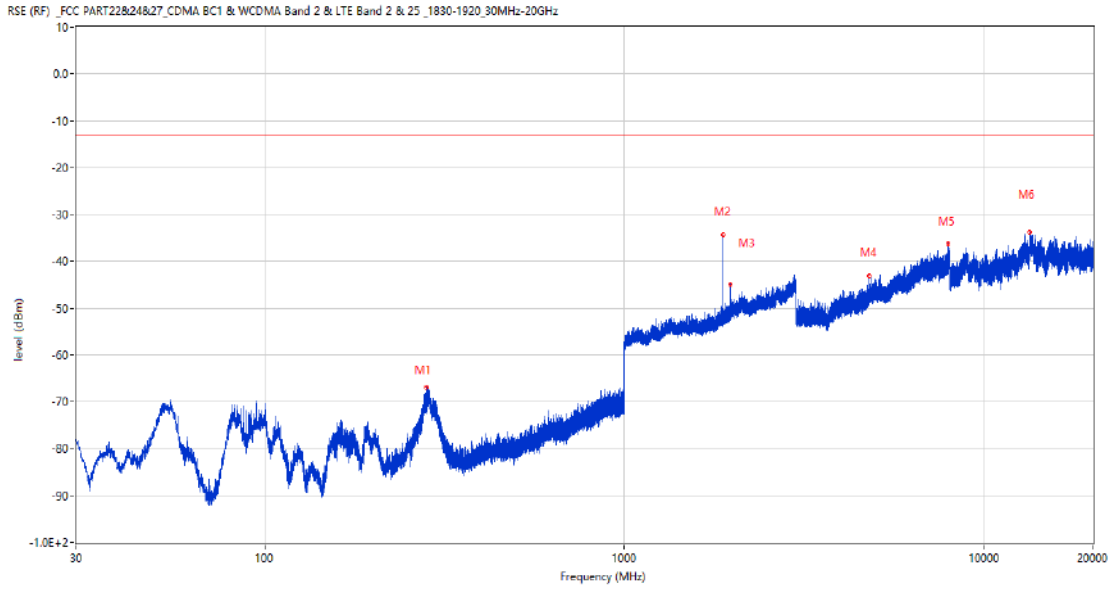
Frequency (MHz)	Result (dBm)	Factor (dB)	PK Limit (dBm)	Margin (dB)	Table (o)	ANT	EUT	Verdict
160.222	-66.57	-18.21	-13.0	53.57	289.00	Horizontal	Horizontal	Pass
1879.600	-33.37	2.76	-13.0	20.37	101.00	Horizontal	Horizontal	N/A
1960.400	-34.32	3.41	-13.0	21.32	284.00	Horizontal	Horizontal	N/A
4058.500	-46.31	10.78	-13.0	33.31	235.00	Horizontal	Horizontal	Pass
7416.750	-37.23	18.16	-13.0	24.23	21.00	Horizontal	Horizontal	Pass
15259.225	-32.76	23.34	-13.0	19.76	138.00	Horizontal	Horizontal	Pass

RSE-H&V LTE Band 2 BW3 CH18300



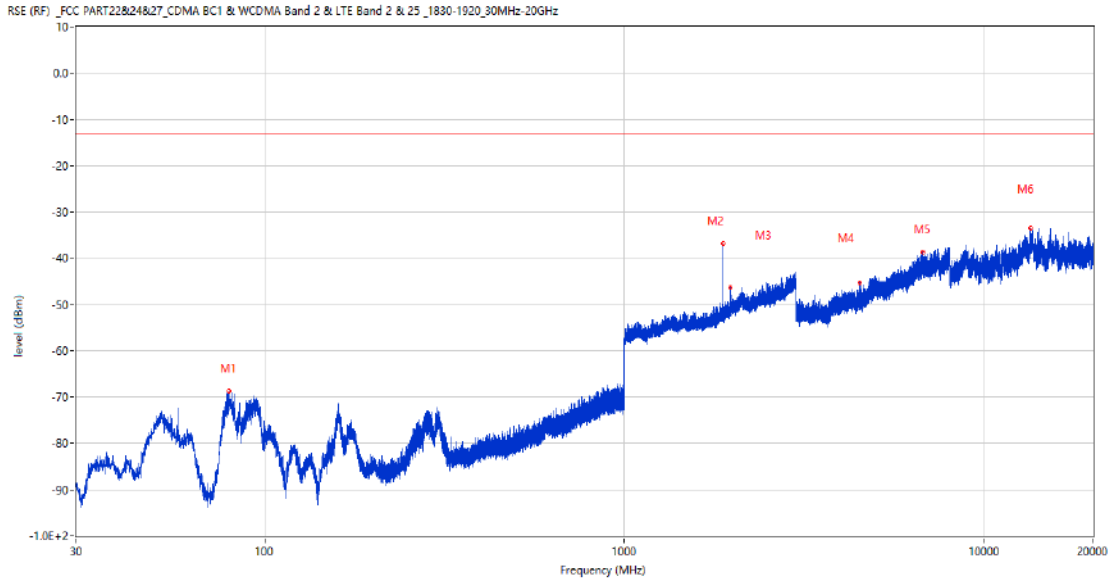
Frequency (MHz)	Result (dBm)	Factor (dB)	PK Limit (dBm)	Margin (dB)	Table (o)	ANT	EUT	Verdict
156.246	-63.37	-18.90	-13.0	50.37	244.00	Horizontal	Vertical	Pass
1879.700	-30.67	2.76	-13.0	17.67	192.00	Horizontal	Vertical	N/A
1960.600	-31.78	3.40	-13.0	18.78	265.00	Horizontal	Vertical	N/A
4043.250	-45.84	10.33	-13.0	32.84	148.00	Horizontal	Vertical	Pass
7917.750	-37.60	18.18	-13.0	24.60	323.00	Horizontal	Vertical	Pass
13357.912	-33.65	24.59	-13.0	20.65	360.00	Horizontal	Vertical	Pass

RSE-V&V LTE Band 2 BW3 CH18300



Frequency (MHz)	Result (dBm)	Factor (dB)	PK Limit (dBm)	Margin (dB)	Table (o)	ANT	EUT	Verdict
281.909	-66.79	-11.98	-13.0	53.79	183.00	Vertical	Vertical	Pass
1879.600	-34.31	2.76	-13.0	21.31	90.00	Vertical	Vertical	N/A
1960.900	-45.00	3.39	-13.0	32.00	121.00	Vertical	Vertical	N/A
4783.500	-43.01	12.99	-13.0	30.01	126.00	Vertical	Vertical	Pass
7933.750	-36.19	18.81	-13.0	23.19	360.00	Vertical	Vertical	Pass
13371.688	-33.76	24.67	-13.0	20.76	204.00	Vertical	Vertical	Pass

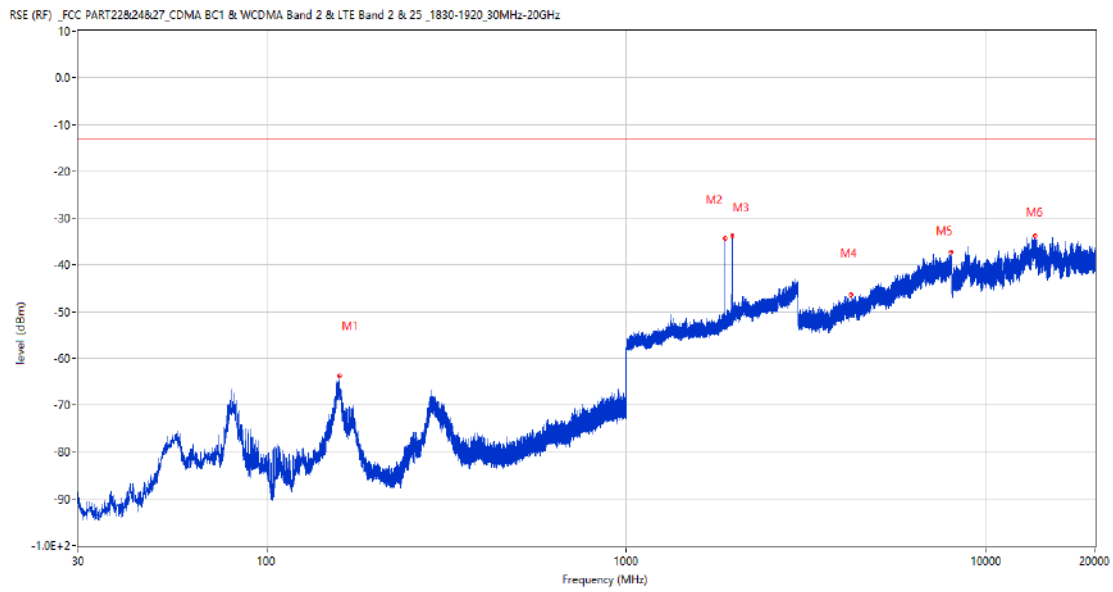
RSE-V&H LTE Band 2 BW3 CH18300



Frequency (MHz)	Result (dBm)	Factor (dB)	PK Limit (dBm)	Margin (dB)	Table (o)	ANT	EUT	Verdict
79.567	-68.68	-20.40	-13.0	55.68	308.00	Vertical	Horizontal	Pass
1879.700	-36.88	2.76	-13.0	23.88	34.00	Vertical	Horizontal	N/A
1960.700	-46.35	3.40	-13.0	33.35	193.00	Vertical	Horizontal	N/A
4488.250	-45.41	10.78	-13.0	32.41	7.00	Vertical	Horizontal	Pass
6717.250	-38.78	16.65	-13.0	25.78	0.00	Vertical	Horizontal	Pass
13431.862	-33.47	24.63	-13.0	20.47	360.00	Vertical	Horizontal	Pass

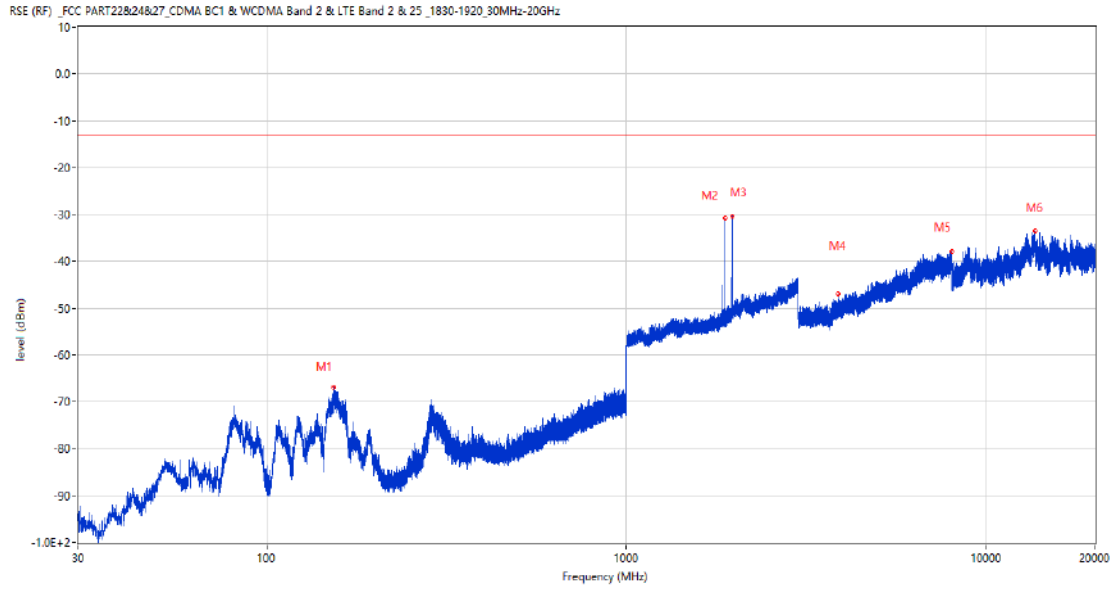
8.3 LTE Band 2 BW5, Middle Channel

RSE-H&H LTE Band 2 BW5 CH18300



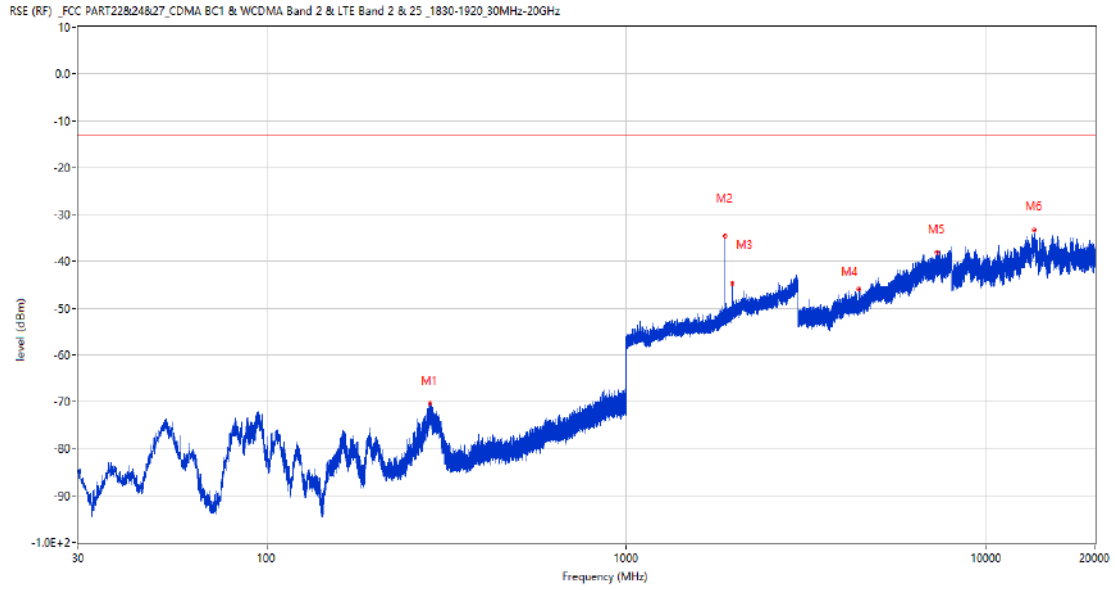
Frequency (MHz)	Result (dBm)	Factor (dB)	PK Limit (dBm)	Margin (dB)	Table (o)	ANT	EUT	Verdict
159.398	-63.83	-18.34	-13.0	50.83	293.00	Horizontal	Horizontal	Pass
1878.700	-34.36	2.75	-13.0	21.36	193.00	Horizontal	Horizontal	N/A
1962.500	-33.67	3.29	-13.0	20.67	279.00	Horizontal	Horizontal	N/A
4193.250	-46.40	10.63	-13.0	33.40	18.00	Horizontal	Horizontal	Pass
7937.500	-37.18	18.95	-13.0	24.18	280.00	Horizontal	Horizontal	Pass
13634.500	-33.74	24.84	-13.0	20.74	110.00	Horizontal	Horizontal	Pass

RSE-H&V LTE Band 2 BW5 CH18300



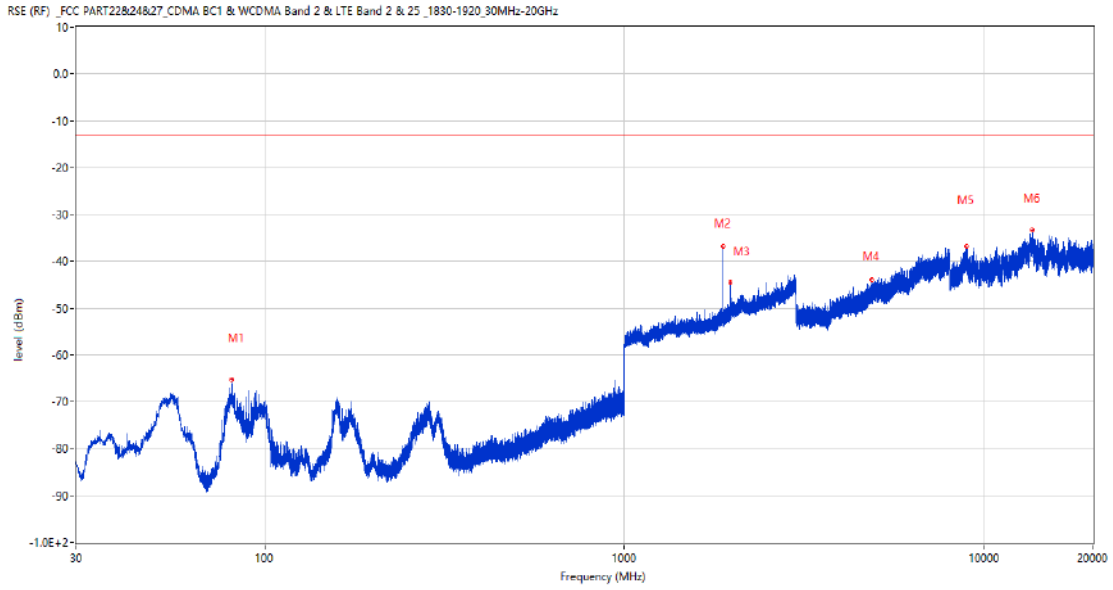
Frequency (MHz)	Result (dBm)	Factor (dB)	PK Limit (dBm)	Margin (dB)	Table (o)	ANT	EUT	Verdict
153.675	-66.94	-19.58	-13.0	53.94	253.00	Horizontal	Vertical	Pass
1878.800	-30.81	2.75	-13.0	17.81	192.00	Horizontal	Vertical	N/A
1960.700	-30.48	3.40	-13.0	17.48	279.00	Horizontal	Vertical	N/A
3866.500	-46.92	9.84	-13.0	33.92	15.00	Horizontal	Vertical	Pass
7985.750	-37.80	18.21	-13.0	24.80	255.00	Horizontal	Vertical	Pass
13633.412	-33.44	24.84	-13.0	20.44	204.00	Horizontal	Vertical	Pass

RSE-V&V LTE Band 2 BW5 CH18300



Frequency (MHz)	Result (dBm)	Factor (dB)	PK Limit (dBm)	Margin (dB)	Table (o)	ANT	EUT	Verdict
283.801	-70.45	-11.99	-13.0	57.45	179.00	Vertical	Vertical	Pass
1878.800	-34.58	2.75	-13.0	21.58	136.00	Vertical	Vertical	N/A
1960.200	-44.66	3.42	-13.0	31.66	204.00	Vertical	Vertical	N/A
4423.250	-45.90	10.67	-13.0	32.90	332.00	Vertical	Vertical	Pass
7273.250	-38.09	17.14	-13.0	25.09	213.00	Vertical	Vertical	Pass
13594.263	-33.19	24.91	-13.0	20.19	109.00	Vertical	Vertical	Pass

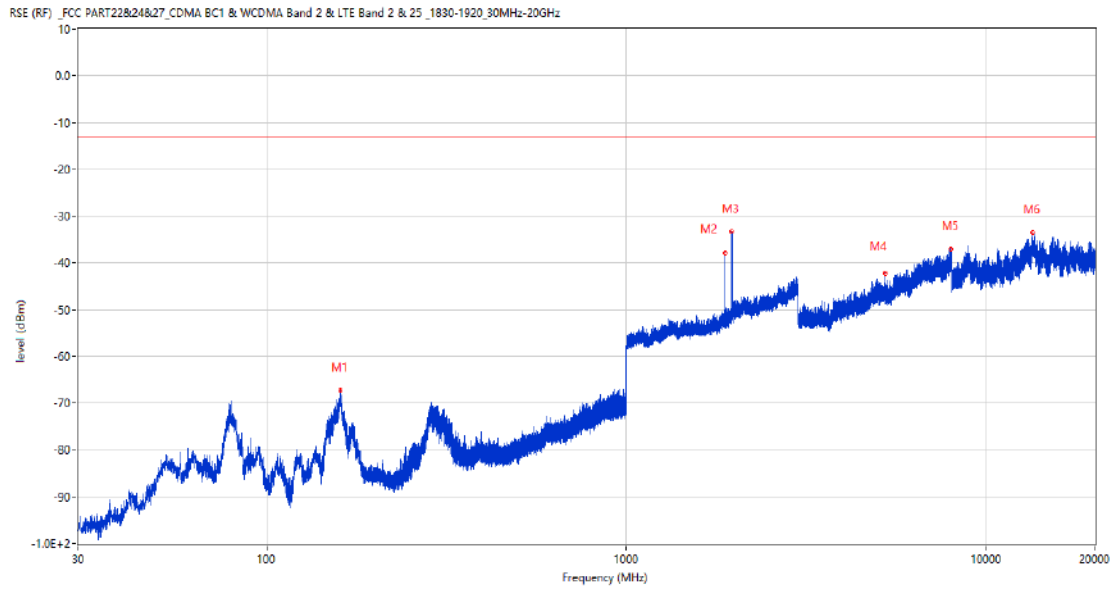
RSE-V&H LTE Band 2 BW5 CH18300



Frequency (MHz)	Result (dBm)	Factor (dB)	PK Limit (dBm)	Margin (dB)	Table (o)	ANT	EUT	Verdict
81.265	-65.13	-20.12	-13.0	52.13	315.00	Vertical	Horizontal	Pass
1878.800	-36.75	2.75	-13.0	23.75	205.00	Vertical	Horizontal	N/A
1960.000	-44.39	3.41	-13.0	31.39	52.00	Vertical	Horizontal	N/A
4843.000	-43.86	12.56	-13.0	30.86	191.00	Vertical	Horizontal	Pass
8901.550	-36.82	19.74	-13.0	23.82	129.00	Vertical	Horizontal	Pass
13584.474	-33.30	24.98	-13.0	20.30	229.00	Vertical	Horizontal	Pass

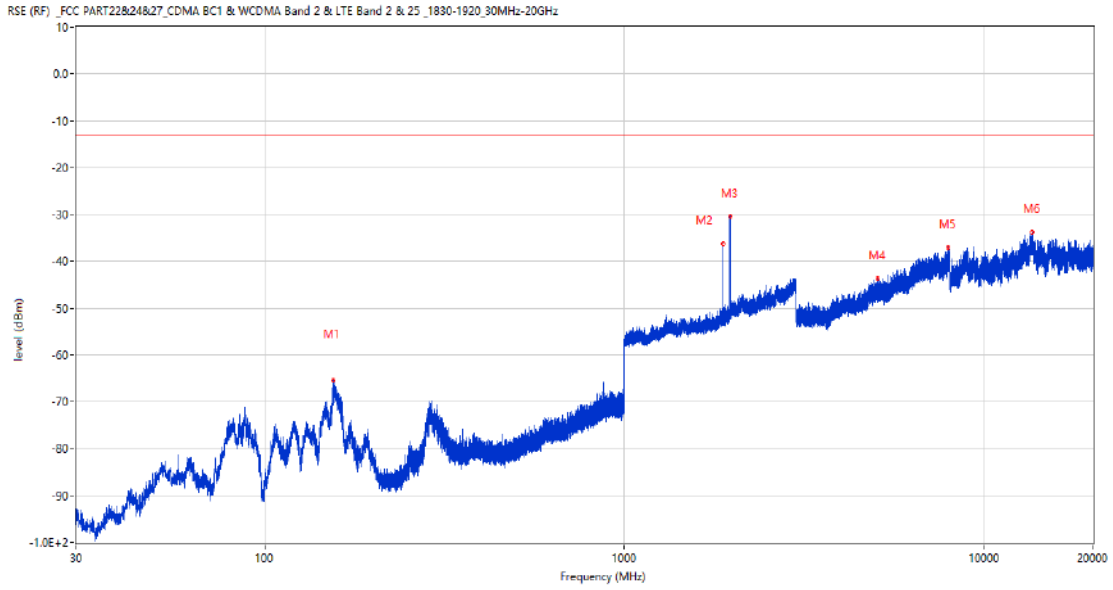
8.4 LTE Band 2 BW10, Middle Channel

RSE-H&H LTE Band 2 BW10 CH18300



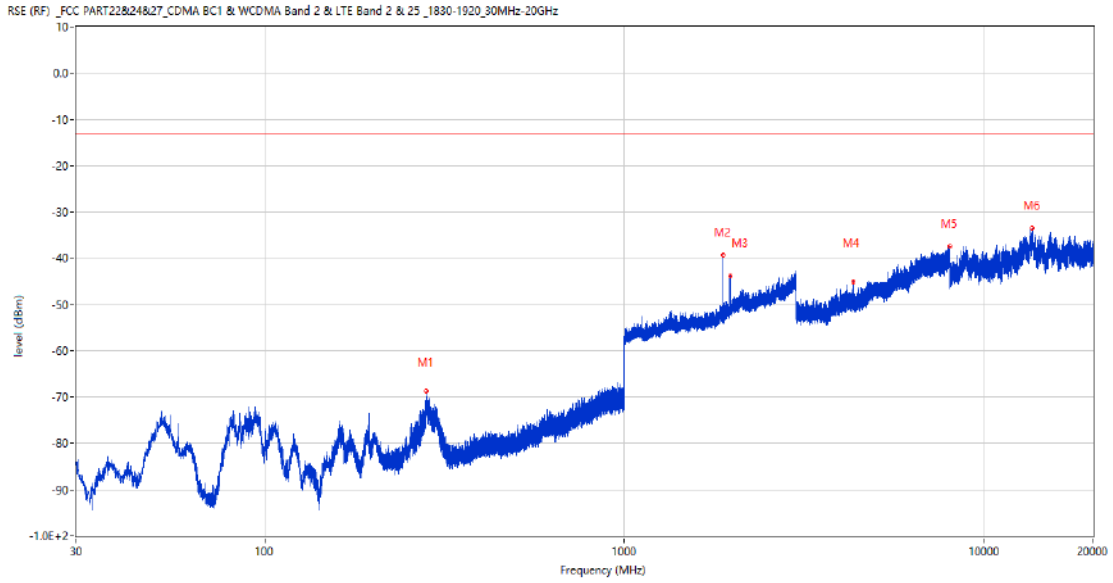
Frequency (MHz)	Result (dBm)	Factor (dB)	PK Limit (dBm)	Margin (dB)	Table (o)	ANT	EUT	Verdict
160.368	-67.29	-18.21	-13.0	54.29	307.00	Horizontal	Horizontal	Pass
1876.500	-37.92	2.73	-13.0	24.92	168.00	Horizontal	Horizontal	N/A
1957.200	-33.30	3.41	-13.0	20.30	291.00	Horizontal	Horizontal	N/A
5226.500	-42.28	12.43	-13.0	29.28	116.00	Horizontal	Horizontal	Pass
7969.250	-37.12	18.08	-13.0	24.12	191.00	Horizontal	Horizontal	Pass
13413.737	-33.46	24.76	-13.0	20.46	229.00	Horizontal	Horizontal	Pass

RSE-H&V LTE Band 2 BW10 CH18300



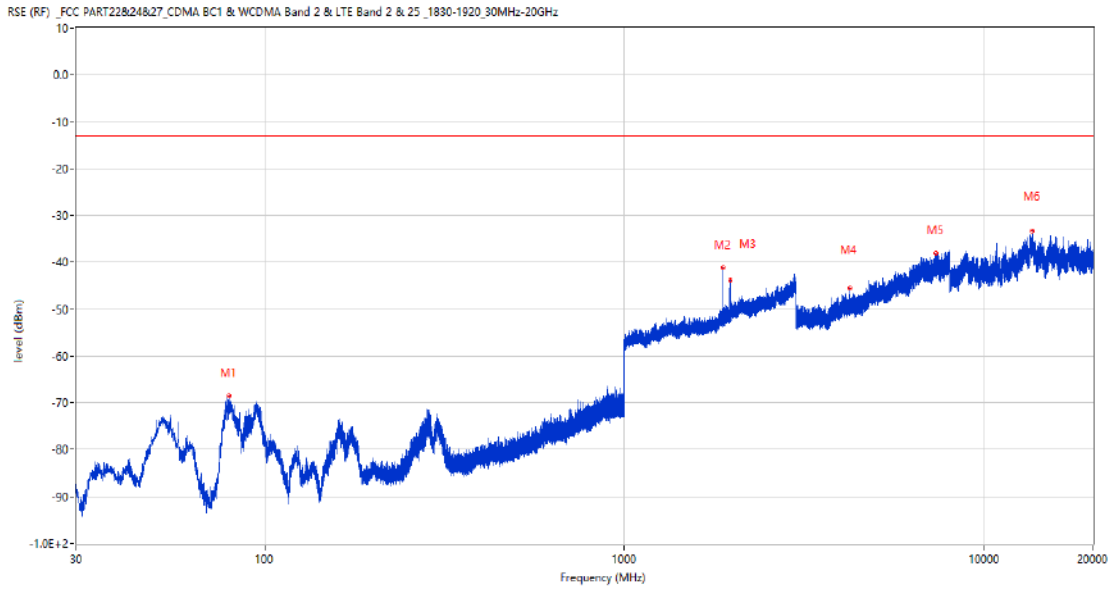
Frequency (MHz)	Result (dBm)	Factor (dB)	PK Limit (dBm)	Margin (dB)	Table (o)	ANT	EUT	Verdict
155.276	-65.44	-19.07	-13.0	52.44	85.00	Horizontal	Vertical	Pass
1876.600	-36.22	2.73	-13.0	23.22	360.00	Horizontal	Vertical	N/A
1959.300	-30.45	3.35	-13.0	17.45	284.00	Horizontal	Vertical	N/A
5037.750	-43.62	12.04	-13.0	30.62	197.00	Horizontal	Vertical	Pass
7930.500	-37.13	18.76	-13.0	24.13	165.00	Horizontal	Vertical	Pass
13593.175	-33.69	24.92	-13.0	20.69	203.00	Horizontal	Vertical	Pass

RSE-V&V LTE Band 2 BW10 CH18300



Frequency (MHz)	Result (dBm)	Factor (dB)	PK Limit (dBm)	Margin (dB)	Table (o)	ANT	EUT	Verdict
281.133	-68.72	-11.95	-13.0	55.72	223.00	Vertical	Vertical	Pass
1876.500	-39.25	2.73	-13.0	26.25	27.00	Vertical	Vertical	N/A
1958.900	-43.95	3.41	-13.0	30.95	133.00	Vertical	Vertical	N/A
4311.750	-45.03	10.30	-13.0	32.03	267.00	Vertical	Vertical	Pass
7995.500	-37.48	18.76	-13.0	24.48	73.00	Vertical	Vertical	Pass
13544.963	-33.52	25.09	-13.0	20.52	160.00	Vertical	Vertical	Pass

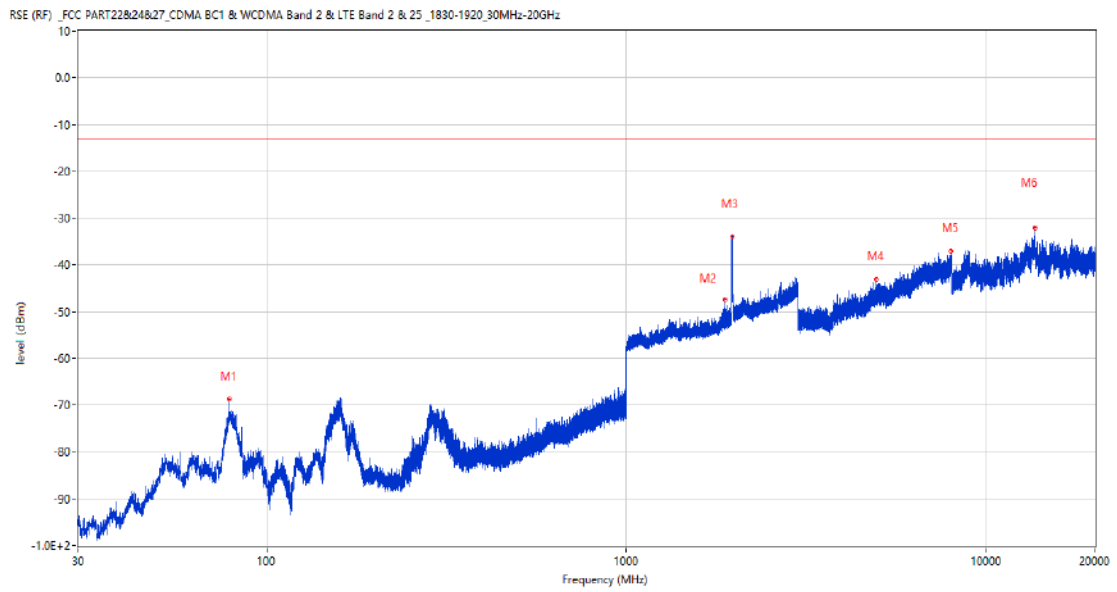
RSE-V&H LTE Band 2 BW10 CH18300



Frequency (MHz)	Result (dBm)	Factor (dB)	PK Limit (dBm)	Margin (dB)	Table (o)	ANT	EUT	Verdict
79.519	-68.57	-20.41	-13.0	55.57	318.00	Vertical	Horizontal	Pass
1876.500	-41.20	2.73	-13.0	28.20	212.00	Vertical	Horizontal	N/A
1960.500	-43.93	3.41	-13.0	30.93	49.00	Vertical	Horizontal	N/A
4214.500	-45.44	10.62	-13.0	32.44	360.00	Vertical	Horizontal	Pass
7314.000	-38.05	17.11	-13.0	25.05	158.00	Vertical	Horizontal	Pass
13545.326	-33.38	25.10	-13.0	20.38	360.00	Vertical	Horizontal	Pass

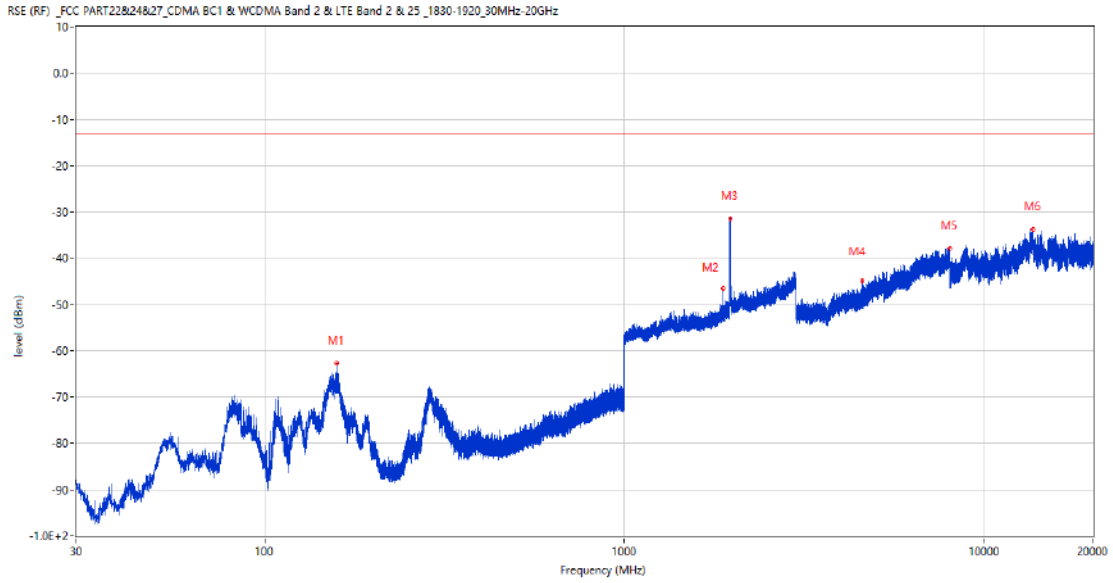
8.5 LTE Band 2 BW15, Middle Channel

RSE-H&H LTE Band 2 BW15 CH18300



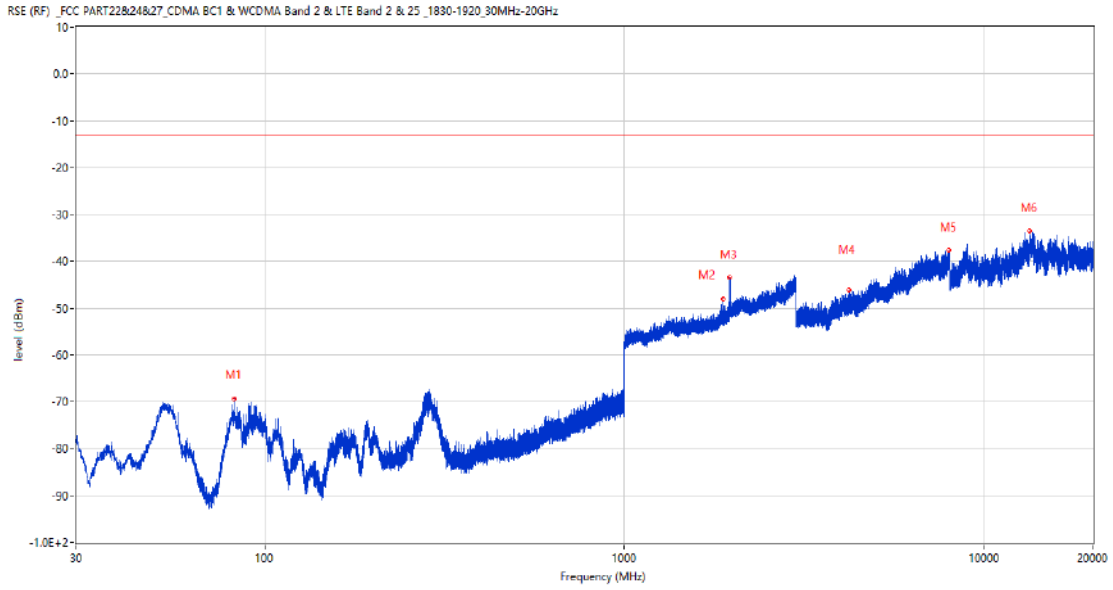
Frequency (MHz)	Result (dBm)	Factor (dB)	PK Limit (dBm)	Margin (dB)	Table (o)	ANT	EUT	Verdict
78.937	-68.81	-20.52	-13.0	55.81	230.00	Horizontal	Horizontal	Pass
1874.400	-47.32	2.72	-13.0	34.32	187.00	Horizontal	Horizontal	N/A
1960.000	-33.84	3.41	-13.0	20.84	279.00	Horizontal	Horizontal	N/A
4933.750	-42.96	12.78	-13.0	29.96	306.00	Horizontal	Horizontal	Pass
7940.750	-37.12	18.98	-13.0	24.12	285.00	Horizontal	Horizontal	Pass
13640.300	-32.15	24.84	-13.0	19.15	301.00	Horizontal	Horizontal	Pass

RSE-H&V LTE Band 2 BW15 CH18300



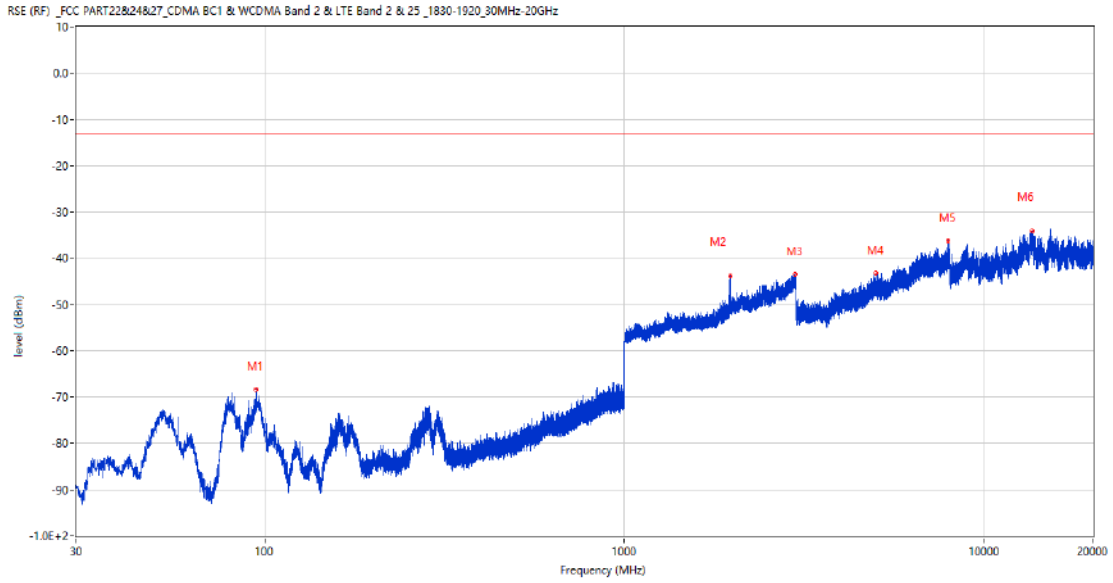
Frequency (MHz)	Result (dBm)	Factor (dB)	PK Limit (dBm)	Margin (dB)	Table (o)	ANT	EUT	Verdict
159.107	-62.70	-18.40	-13.0	49.70	85.00	Horizontal	Vertical	Pass
1874.200	-46.66	2.72	-13.0	33.66	360.00	Horizontal	Vertical	N/A
1961.700	-31.50	3.34	-13.0	18.50	290.00	Horizontal	Vertical	N/A
4556.750	-44.91	10.15	-13.0	31.91	360.00	Horizontal	Vertical	Pass
7998.750	-37.78	18.91	-13.0	24.78	74.00	Horizontal	Vertical	Pass
13625.075	-33.78	24.85	-13.0	20.78	320.00	Horizontal	Vertical	Pass

RSE-V&V LTE Band 2 BW15 CH18300



Frequency (MHz)	Result (dBm)	Factor (dB)	PK Limit (dBm)	Margin (dB)	Table (o)	ANT	EUT	Verdict
82.331	-69.26	-19.97	-13.0	56.26	342.00	Vertical	Vertical	Pass
1874.400	-48.09	2.72	-13.0	35.09	144.00	Vertical	Vertical	N/A
1956.300	-43.48	3.35	-13.0	30.48	205.00	Vertical	Vertical	N/A
4191.500	-46.12	10.48	-13.0	33.12	299.00	Vertical	Vertical	Pass
7953.500	-37.67	18.52	-13.0	24.67	125.00	Vertical	Vertical	Pass
13346.675	-33.57	24.41	-13.0	20.57	319.00	Vertical	Vertical	Pass

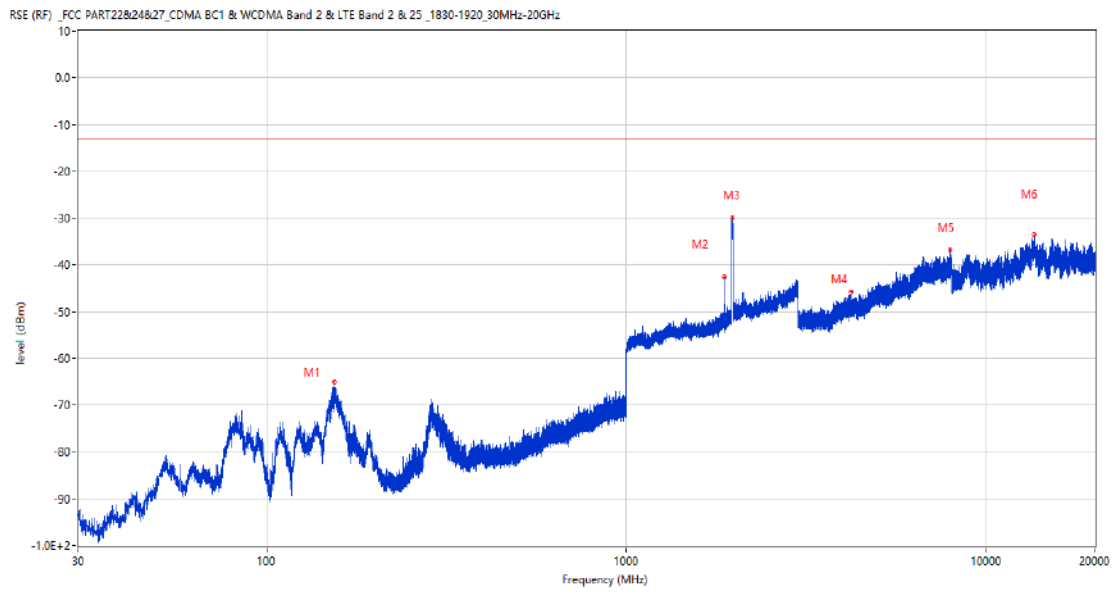
RSE-V&H LTE Band 2 BW15 CH18300



Frequency (MHz)	Result (dBm)	Factor (dB)	PK Limit (dBm)	Margin (dB)	Table (o)	ANT	EUT	Verdict
94.941	-68.40	-18.65	-13.0	55.40	267.00	Vertical	Horizontal	Pass
1960.200	-43.85	3.42	-13.0	30.85	53.00	Vertical	Horizontal	N/A
2974.900	-43.45	11.72	-13.0	30.45	253.00	Vertical	Horizontal	Pass
4985.000	-43.24	13.24	-13.0	30.24	96.00	Vertical	Horizontal	Pass
7929.750	-36.18	18.61	-13.0	23.18	128.00	Vertical	Horizontal	Pass
13523.937	-34.03	24.55	-13.0	21.03	160.00	Vertical	Horizontal	Pass

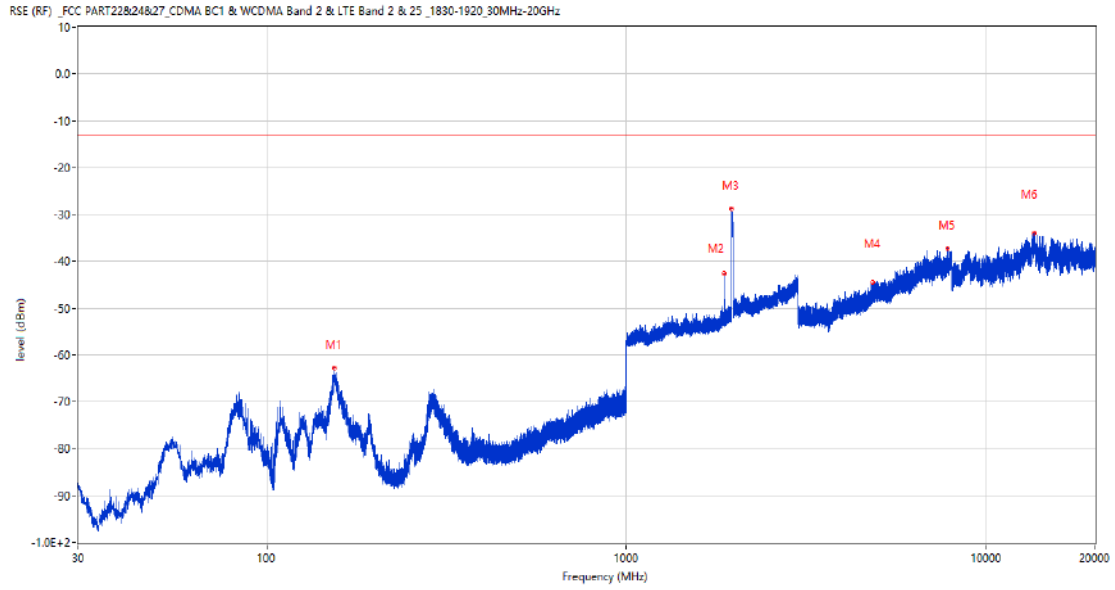
8.6 LTE Band 2 BW20, Middle Channel

RSE-H&H LTE Band 2 BW20 CH18300



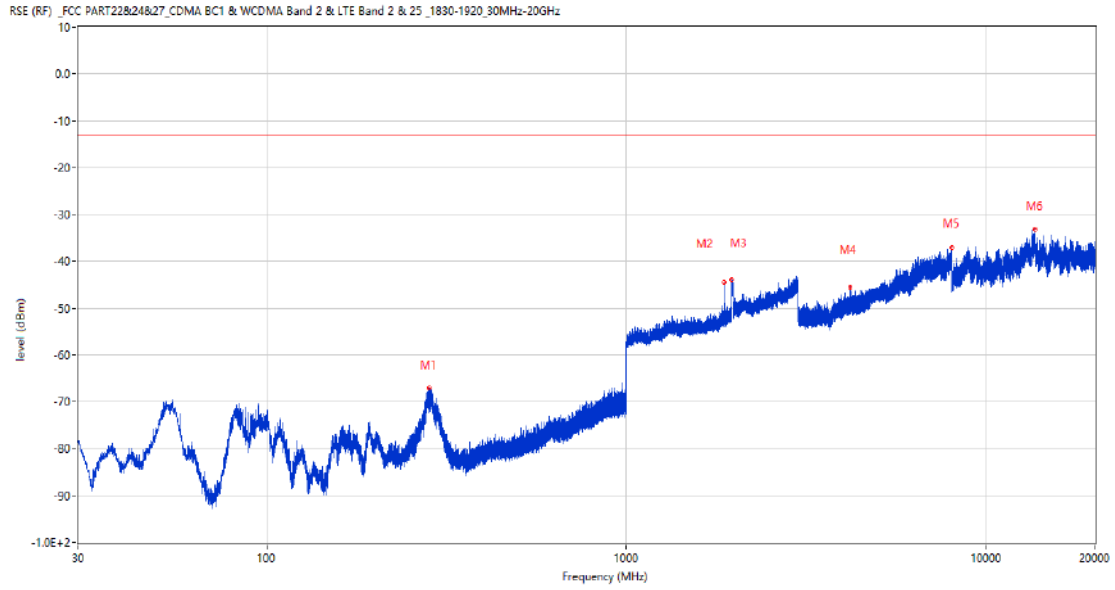
Frequency (MHz)	Result (dBm)	Factor (dB)	PK Limit (dBm)	Margin (dB)	Table (o)	ANT	EUT	Verdict
154.742	-64.91	-19.14	-13.0	51.91	74.00	Horizontal	Horizontal	Pass
1872.100	-42.60	2.70	-13.0	29.60	200.00	Horizontal	Horizontal	N/A
1964.200	-29.93	3.30	-13.0	16.93	279.00	Horizontal	Horizontal	N/A
4194.000	-45.72	10.67	-13.0	32.72	288.00	Horizontal	Horizontal	Pass
7924.250	-36.91	18.34	-13.0	23.91	203.00	Horizontal	Horizontal	Pass
13572.150	-33.43	25.06	-13.0	20.43	3.00	Horizontal	Horizontal	Pass

RSE-H&V LTE Band 2 BW20 CH18300



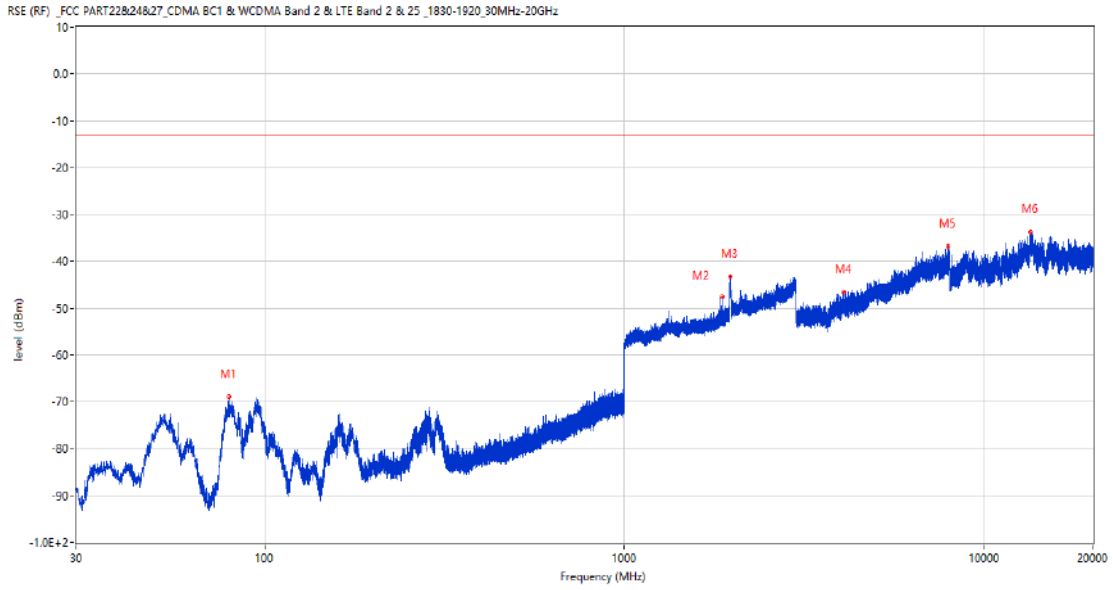
Frequency (MHz)	Result (dBm)	Factor (dB)	PK Limit (dBm)	Margin (dB)	Table (o)	ANT	EUT	Verdict
154.014	-62.70	-19.52	-13.0	49.70	249.00	Horizontal	Vertical	Pass
1871.900	-42.67	2.70	-13.0	29.67	204.00	Horizontal	Vertical	N/A
1955.100	-28.70	3.27	-13.0	15.70	278.00	Horizontal	Vertical	N/A
4836.250	-44.45	12.44	-13.0	31.45	300.00	Horizontal	Vertical	Pass
7798.750	-37.29	18.13	-13.0	24.29	256.00	Horizontal	Vertical	Pass
13575.412	-33.88	25.04	-13.0	20.88	248.00	Horizontal	Vertical	Pass

RSE-V&V LTE Band 2 BW20 CH18300



Frequency (MHz)	Result (dBm)	Factor (dB)	PK Limit (dBm)	Margin (dB)	Table (o)	ANT	EUT	Verdict
282.491	-67.01	-11.98	-13.0	54.01	209.00	Vertical	Vertical	Pass
1872.000	-44.53	2.70	-13.0	31.53	83.00	Vertical	Vertical	N/A
1956.000	-43.81	3.33	-13.0	30.81	71.00	Vertical	Vertical	N/A
4187.000	-45.56	10.22	-13.0	32.56	320.00	Vertical	Vertical	Pass
7998.750	-36.94	18.91	-13.0	23.94	0.00	Vertical	Vertical	Pass
13629.787	-33.17	24.85	-13.0	20.17	228.00	Vertical	Vertical	Pass

RSE-V&H LTE Band 2 BW20 CH18300

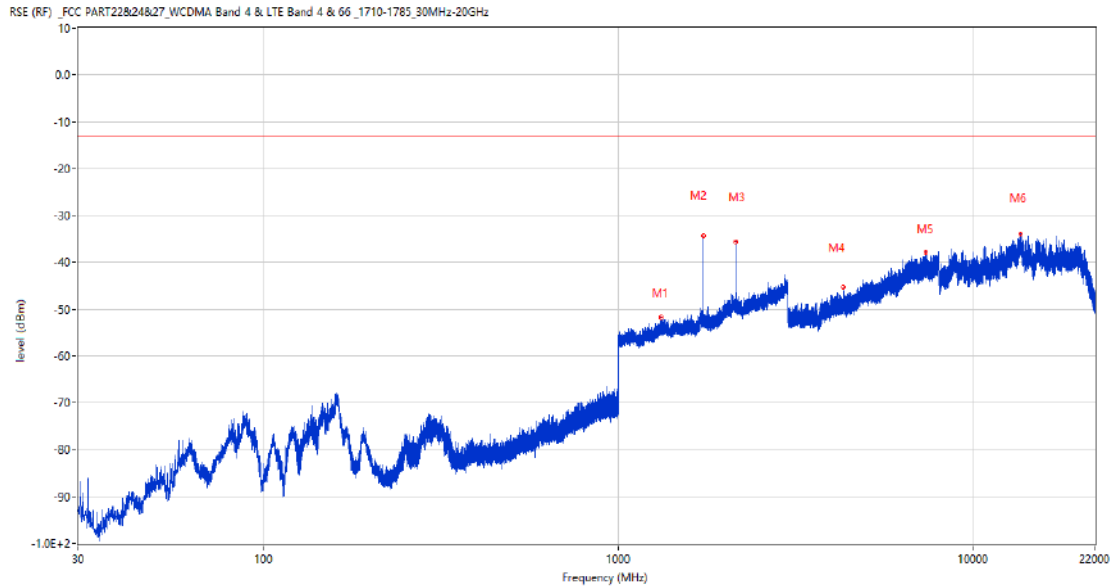


Frequency (MHz)	Result (dBm)	Factor (dB)	PK Limit (dBm)	Margin (dB)	Table (o)	ANT	EUT	Verdict
79.519	-68.99	-20.41	-13.0	55.99	311.00	Vertical	Horizontal	Pass
1872.000	-47.59	2.70	-13.0	34.59	40.00	Vertical	Horizontal	N/A
1965.900	-43.23	3.34	-13.0	30.23	53.00	Vertical	Horizontal	N/A
4058.500	-46.63	10.78	-13.0	33.63	128.00	Vertical	Horizontal	Pass
7904.500	-36.90	17.91	-13.0	23.90	117.00	Vertical	Horizontal	Pass
13376.037	-33.80	24.70	-13.0	20.80	320.00	Vertical	Horizontal	Pass

9 LTE Band 4

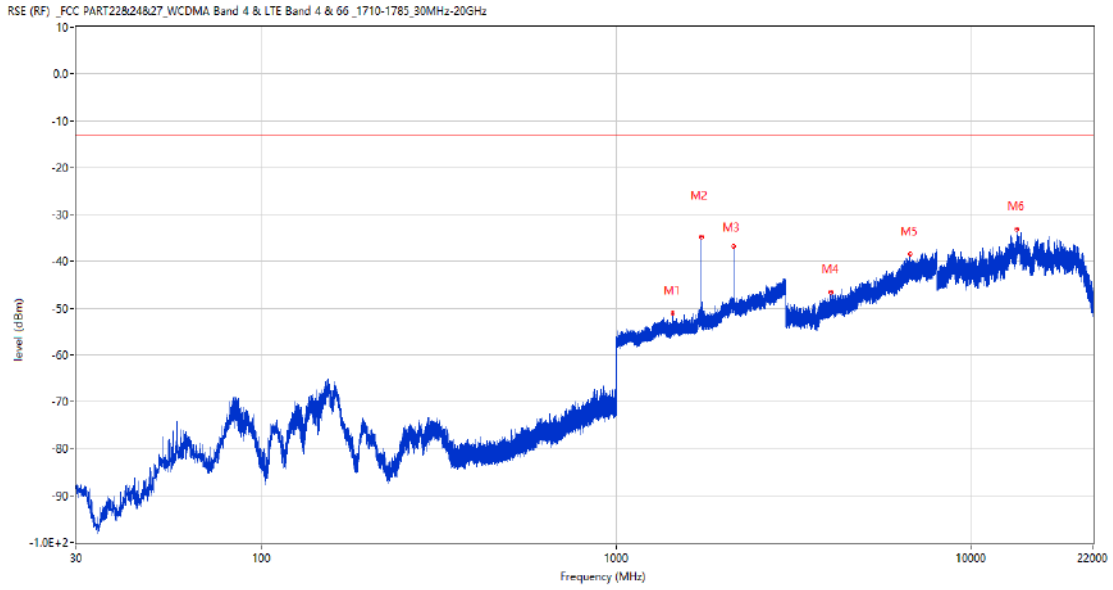
9.1 LTE Band 4 BW1.4, Middle Channel

RSE-H&H LTE Band 4 BW1.4 CH20175



Frequency (MHz)	Result (dBm)	Factor (dB)	PK Limit (dBm)	Margin (dB)	Table (o)	ANT	EUT	Verdict
1314.400	-51.65	0.53	-13.0	38.65	318.00	Horizontal	Horizontal	Pass
1733.000	-34.39	2.44	-13.0	21.39	203.00	Horizontal	Horizontal	N/A
2133.500	-35.47	4.86	-13.0	22.47	164.00	Horizontal	Horizontal	N/A
4305.000	-45.41	10.77	-13.0	32.41	286.00	Horizontal	Horizontal	Pass
7332.500	-37.83	17.21	-13.0	24.83	143.00	Horizontal	Horizontal	Pass
13575.562	-33.94	25.04	-13.0	20.94	40.00	Horizontal	Horizontal	Pass

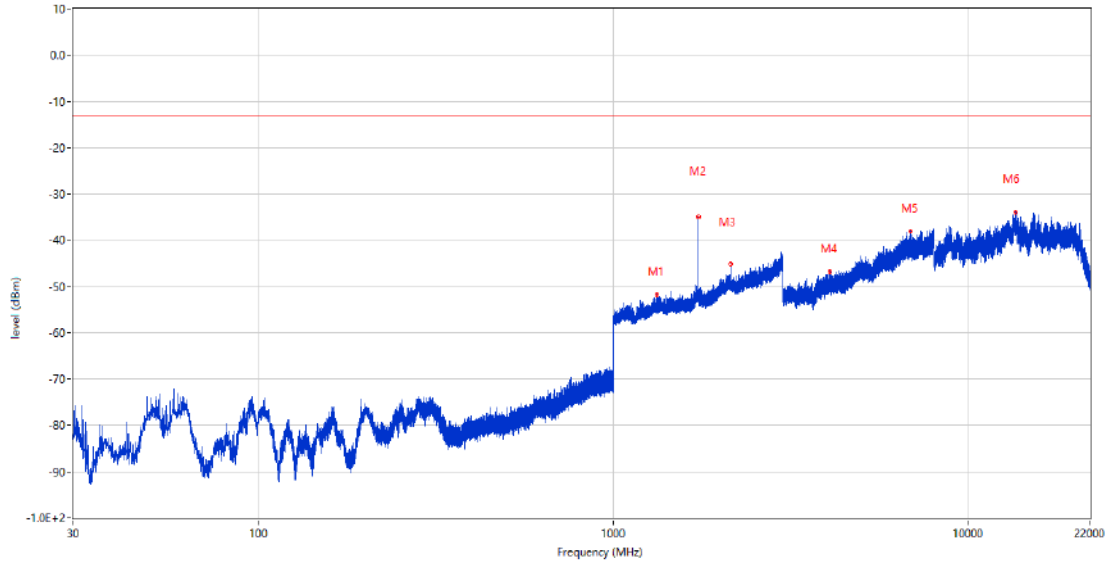
RSE-H&V LTE Band 4 BW1.4 CH20175



Frequency (MHz)	Result (dBm)	Factor (dB)	PK Limit (dBm)	Margin (dB)	Table (o)	ANT	EUT	Verdict
1443.000	-51.10	0.70	-13.0	38.10	29.00	Horizontal	Vertical	Pass
1733.000	-34.72	2.44	-13.0	21.72	174.00	Horizontal	Vertical	N/A
2133.000	-36.91	4.87	-13.0	23.91	144.00	Horizontal	Vertical	N/A
4006.250	-46.62	9.76	-13.0	33.62	60.00	Horizontal	Vertical	Pass
6685.250	-38.53	17.02	-13.0	25.53	265.00	Horizontal	Vertical	Pass
13362.813	-33.19	24.62	-13.0	20.19	132.00	Horizontal	Vertical	Pass

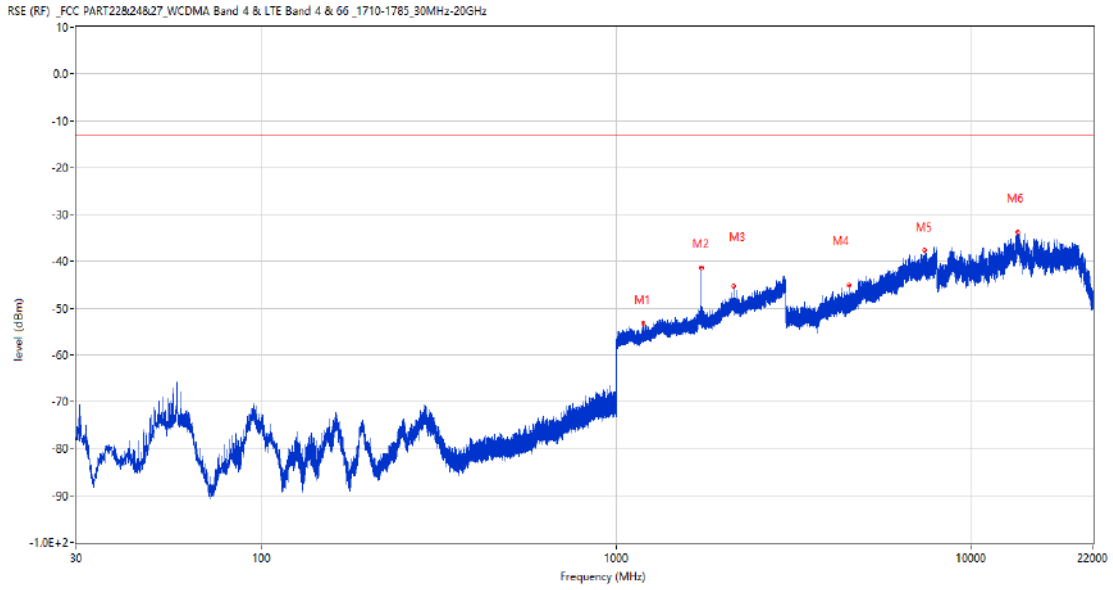
RSE-V&V LTE Band 4 BW1.4 CH20175

RSE (RF) _FCC PART22&24&27_WCDMA Band 4 & LTE Band 4 & 66 _1710-1785_30MHz-20GHz



Frequency (MHz)	Result (dBm)	Factor (dB)	PK Limit (dBm)	Margin (dB)	Table (o)	ANT	EUT	Verdict
1325.800	-51.66	0.62	-13.0	38.66	149.00	Vertical	Vertical	Pass
1732.900	-35.03	2.44	-13.0	22.03	131.00	Vertical	Vertical	N/A
2133.300	-45.18	4.86	-13.0	32.18	15.00	Vertical	Vertical	N/A
4058.750	-46.77	10.76	-13.0	33.77	353.00	Vertical	Vertical	Pass
6857.250	-38.05	16.47	-13.0	25.05	52.00	Vertical	Vertical	Pass
13558.450	-33.93	25.16	-13.0	20.93	183.00	Vertical	Vertical	Pass

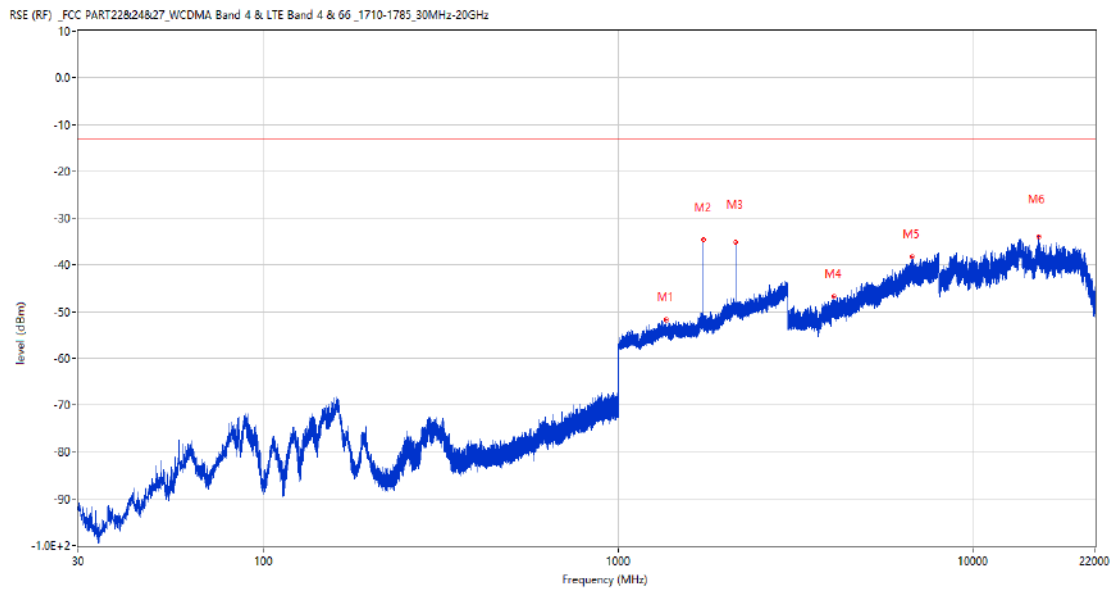
RSE-V&H LTE Band 4 BW1.4 CH20175



Frequency (MHz)	Result (dBm)	Factor (dB)	PK Limit (dBm)	Margin (dB)	Table (o)	ANT	EUT	Verdict
1186.100	-53.20	-0.81	-13.0	40.20	74.00	Vertical	Horizontal	Pass
1733.000	-41.28	2.44	-13.0	28.28	261.00	Vertical	Horizontal	N/A
2133.300	-45.22	4.86	-13.0	32.22	158.00	Vertical	Horizontal	N/A
4508.500	-45.10	11.62	-13.0	32.10	310.00	Vertical	Horizontal	Pass
7387.250	-37.74	17.68	-13.0	24.74	234.00	Vertical	Horizontal	Pass
13443.750	-33.63	24.55	-13.0	20.63	360.00	Vertical	Horizontal	Pass

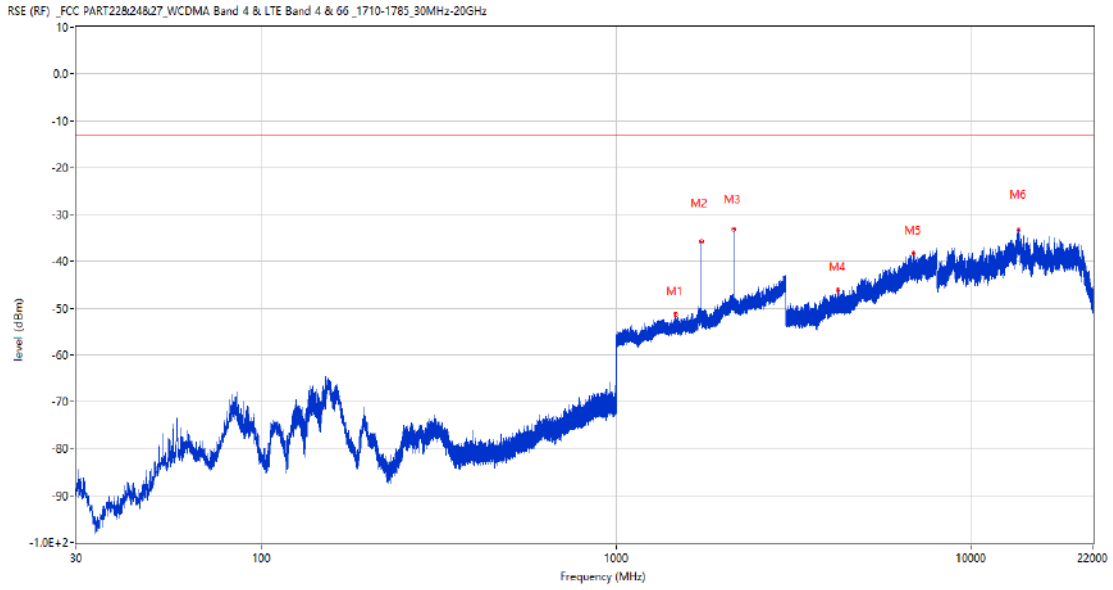
9.2 LTE Band 4 BW3, Middle Channel

RSE-H&H LTE Band 4 BW3 CH20175



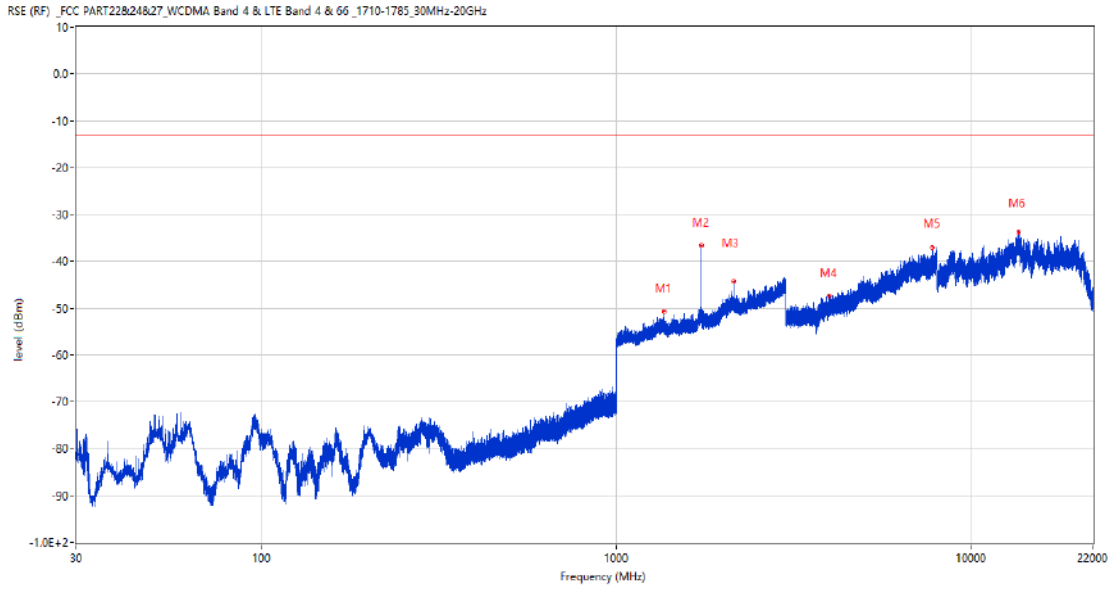
Frequency (MHz)	Result (dBm)	Factor (dB)	PK Limit (dBm)	Margin (dB)	Table (o)	ANT	EUT	Verdict
1359.700	-51.78	0.80	-13.0	38.78	155.00	Horizontal	Horizontal	Pass
1732.100	-34.50	2.45	-13.0	21.50	199.00	Horizontal	Horizontal	N/A
2133.500	-35.15	4.86	-13.0	22.15	269.00	Horizontal	Horizontal	N/A
4043.000	-46.72	10.26	-13.0	33.72	327.00	Horizontal	Horizontal	Pass
6688.750	-38.37	17.05	-13.0	25.37	228.00	Horizontal	Horizontal	Pass
15296.525	-33.85	23.08	-13.0	20.85	360.00	Horizontal	Horizontal	Pass

RSE-H&V LTE Band 4 BW3 CH20175



Frequency (MHz)	Result (dBm)	Factor (dB)	PK Limit (dBm)	Margin (dB)	Table (o)	ANT	EUT	Verdict
1463.900	-51.39	0.64	-13.0	38.39	196.00	Horizontal	Vertical	Pass
1732.200	-35.79	2.45	-13.0	22.79	183.00	Horizontal	Vertical	N/A
2133.300	-33.19	4.86	-13.0	20.19	105.00	Horizontal	Vertical	N/A
4203.750	-46.18	11.20	-13.0	33.18	331.00	Horizontal	Vertical	Pass
6855.250	-38.37	16.48	-13.0	25.37	2.00	Horizontal	Vertical	Pass
13563.076	-33.20	25.13	-13.0	20.20	87.00	Horizontal	Vertical	Pass

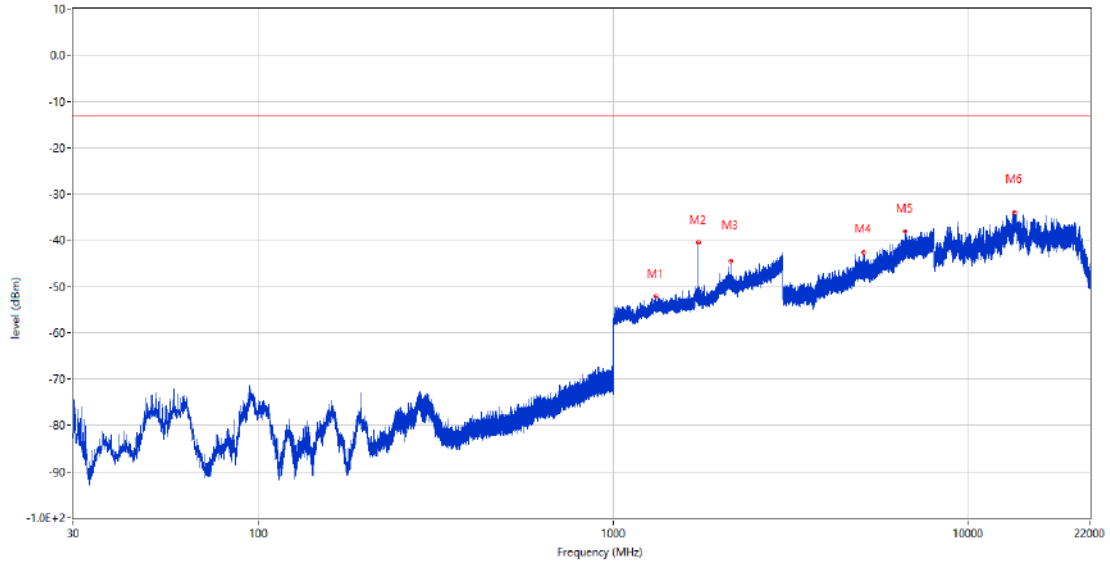
RSE-V&V LTE Band 4 BW3 CH20175



Frequency (MHz)	Result (dBm)	Factor (dB)	PK Limit (dBm)	Margin (dB)	Table (o)	ANT	EUT	Verdict
1357.800	-50.66	0.76	-13.0	37.66	14.00	Vertical	Vertical	Pass
1732.000	-36.64	2.45	-13.0	23.64	141.00	Vertical	Vertical	N/A
2133.600	-44.25	4.86	-13.0	31.25	59.00	Vertical	Vertical	N/A
3961.750	-47.46	9.67	-13.0	34.46	306.00	Vertical	Vertical	Pass
7750.000	-36.93	17.05	-13.0	23.93	251.00	Vertical	Vertical	Pass
13551.513	-33.80	25.21	-13.0	20.80	41.00	Vertical	Vertical	Pass

RSE-V&H LTE Band 4 BW3 CH20175

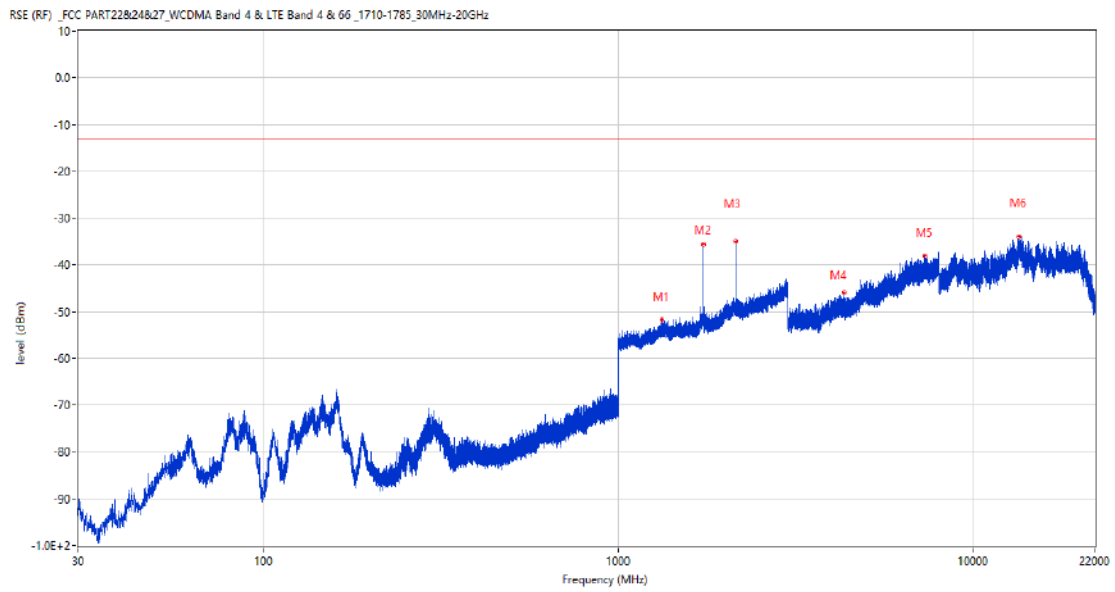
RSE (RF) _FCC PART22&24&27_WCDMA Band 4 & LTE Band 4 & 66_1710-1785_30MHz-20GHz



Frequency (MHz)	Result (dBm)	Factor (dB)	PK Limit (dBm)	Margin (dB)	Table (o)	ANT	EUT	Verdict
1314.900	-52.12	0.53	-13.0	39.12	149.00	Vertical	Horizontal	Pass
1732.100	-40.61	2.45	-13.0	27.61	143.00	Vertical	Horizontal	N/A
2133.600	-44.52	4.86	-13.0	31.52	156.00	Vertical	Horizontal	N/A
5060.750	-42.70	11.96	-13.0	29.70	188.00	Vertical	Horizontal	Pass
6609.000	-38.12	16.02	-13.0	25.12	0.00	Vertical	Horizontal	Pass
13478.438	-33.86	24.19	-13.0	20.86	1.00	Vertical	Horizontal	Pass

9.3 LTE Band 4 BW5, Middle Channel

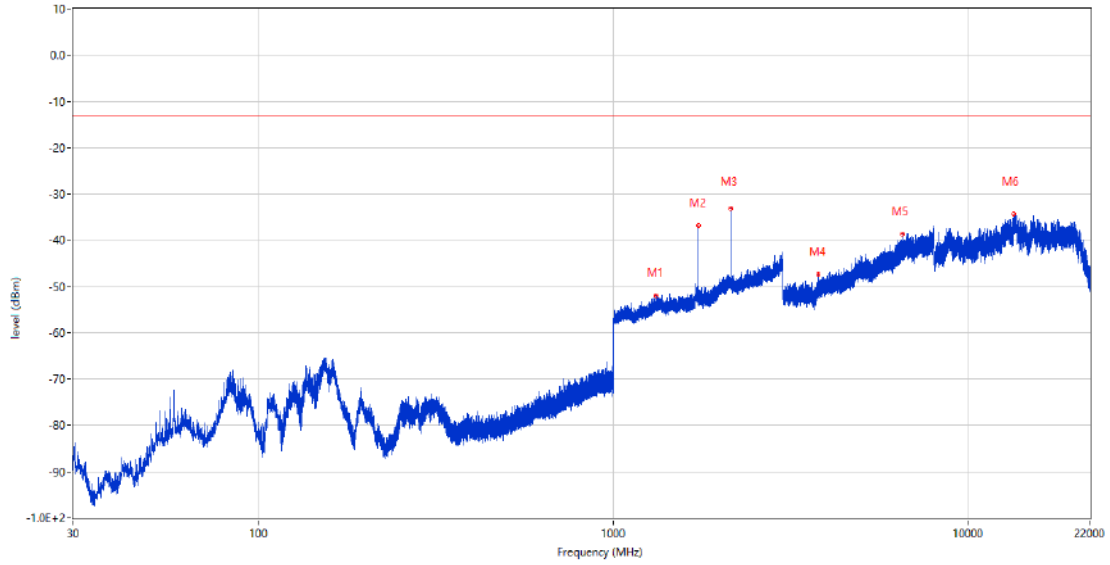
RSE-H&H LTE Band 4 BW5 CH20175



Frequency (MHz)	Result (dBm)	Factor (dB)	PK Limit (dBm)	Margin (dB)	Table (o)	ANT	EUT	Verdict
1323.100	-51.76	0.54	-13.0	38.76	0.00	Horizontal	Horizontal	Pass
1731.300	-35.65	2.46	-13.0	22.65	197.00	Horizontal	Horizontal	N/A
2132.200	-35.02	4.90	-13.0	22.02	274.00	Horizontal	Horizontal	N/A
4306.250	-45.99	10.64	-13.0	32.99	88.00	Horizontal	Horizontal	Pass
7273.750	-38.07	17.13	-13.0	25.07	210.00	Horizontal	Horizontal	Pass
13428.487	-34.01	24.66	-13.0	21.01	156.00	Horizontal	Horizontal	Pass

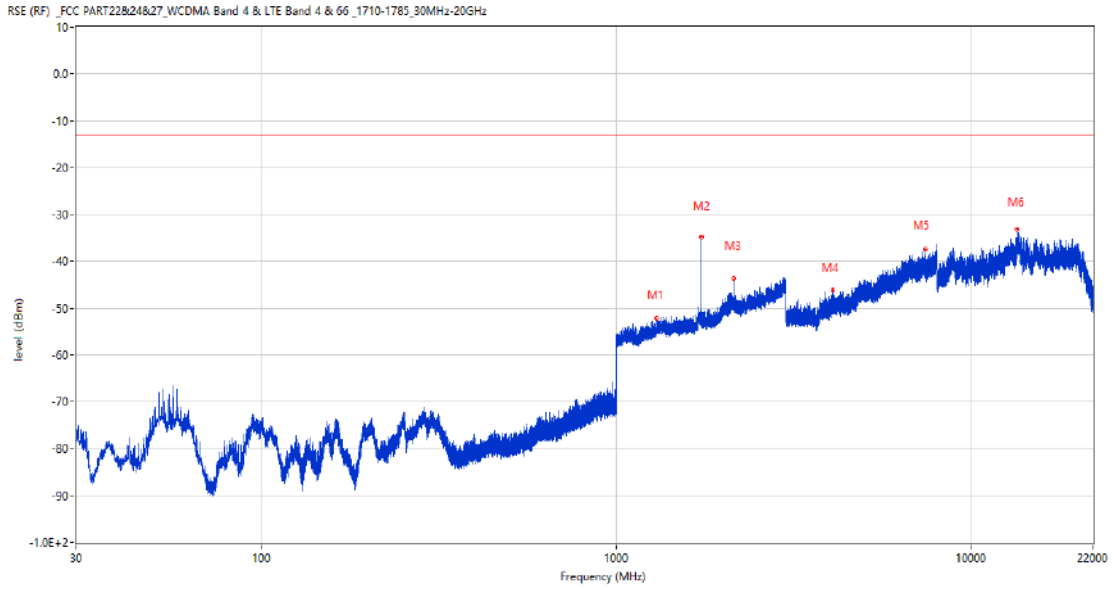
RSE-H&V LTE Band 4 BW5 CH20175

RSE (RF) _FCC PART22&24&27_WCDMA Band 4 & LTE Band 4 & 66_1710-1785_30MHz-20GHz



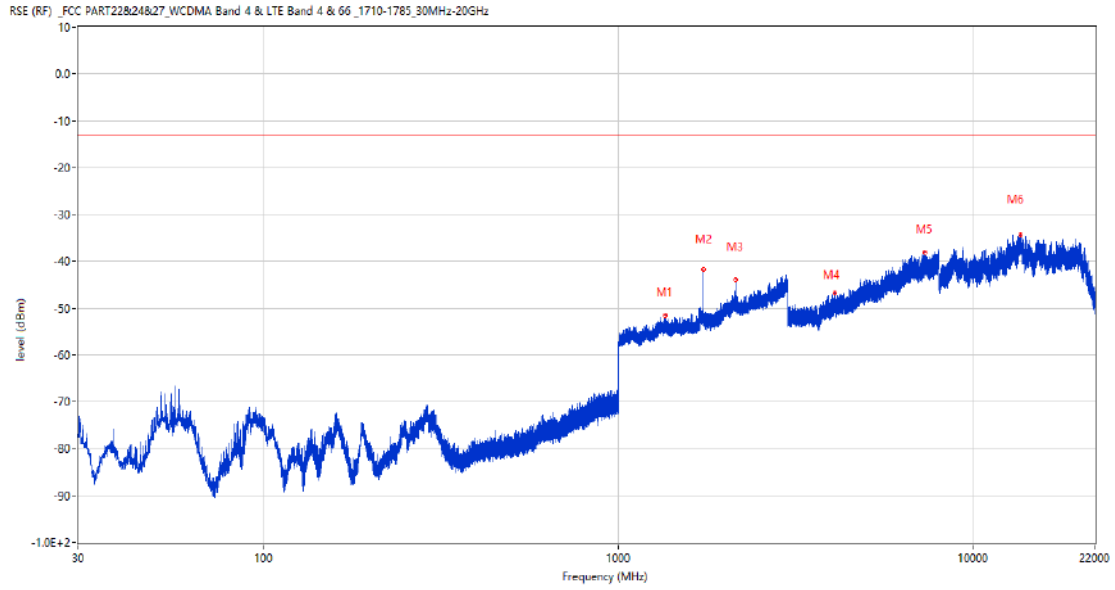
Frequency (MHz)	Result (dBm)	Factor (dB)	PK Limit (dBm)	Margin (dB)	Table (o)	ANT	EUT	Verdict
1318.800	-52.03	0.58	-13.0	39.03	91.00	Horizontal	Vertical	Pass
1731.300	-36.80	2.46	-13.0	23.80	179.00	Horizontal	Vertical	N/A
2135.000	-33.04	5.07	-13.0	20.04	109.00	Horizontal	Vertical	N/A
3779.750	-47.43	9.11	-13.0	34.43	273.00	Horizontal	Vertical	Pass
6530.250	-38.77	15.78	-13.0	25.77	162.00	Horizontal	Vertical	Pass
13421.550	-34.39	24.70	-13.0	21.39	87.00	Horizontal	Vertical	Pass

RSE-V&V LTE Band 4 BW5 CH20175



Frequency (MHz)	Result (dBm)	Factor (dB)	PK Limit (dBm)	Margin (dB)	Table (o)	ANT	EUT	Verdict
1295.000	-52.20	0.69	-13.0	39.20	81.00	Vertical	Vertical	Pass
1731.200	-34.78	2.46	-13.0	21.78	145.00	Vertical	Vertical	N/A
2134.200	-43.67	4.97	-13.0	30.67	16.00	Vertical	Vertical	N/A
4050.750	-46.13	10.87	-13.0	33.13	331.00	Vertical	Vertical	Pass
7407.000	-37.43	18.00	-13.0	24.43	166.00	Vertical	Vertical	Pass
13365.588	-33.11	24.64	-13.0	20.11	1.00	Vertical	Vertical	Pass

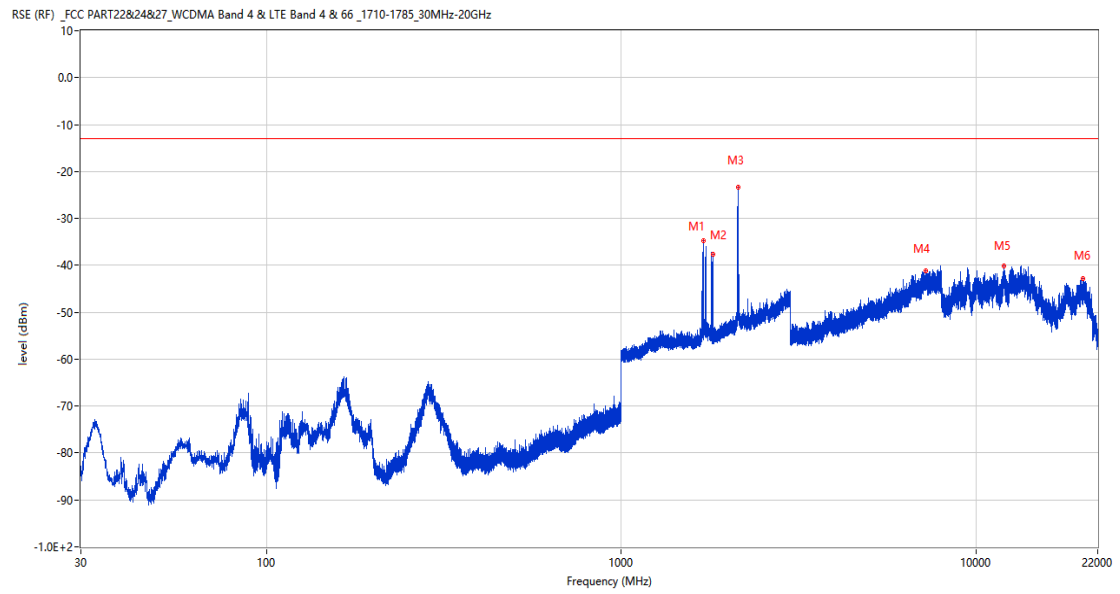
RSE-V&H LTE Band 4 BW5 CH20175



Frequency (MHz)	Result (dBm)	Factor (dB)	PK Limit (dBm)	Margin (dB)	Table (o)	ANT	EUT	Verdict
1353.300	-51.56	0.57	-13.0	38.56	360.00	Vertical	Horizontal	Pass
1731.200	-41.89	2.46	-13.0	28.89	103.00	Vertical	Horizontal	N/A
2131.900	-43.77	4.91	-13.0	30.77	148.00	Vertical	Horizontal	N/A
4055.000	-46.79	10.89	-13.0	33.79	51.00	Vertical	Horizontal	Pass
7273.000	-38.00	17.13	-13.0	25.00	241.00	Vertical	Horizontal	Pass
13551.513	-34.28	25.21	-13.0	21.28	347.00	Vertical	Horizontal	Pass

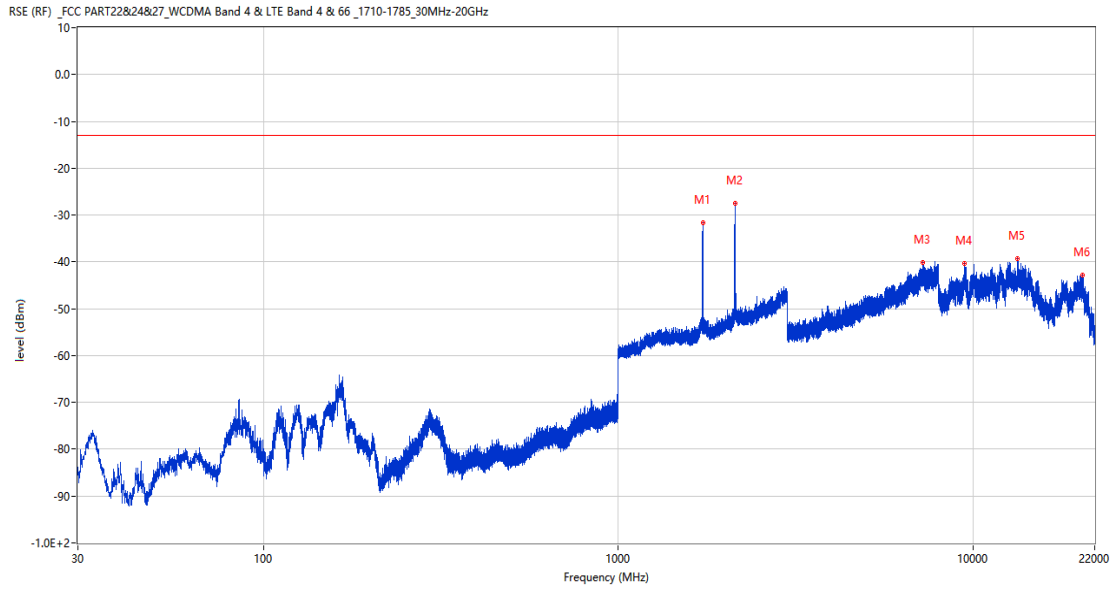
9.4 LTE Band 4 BW10, Middle Channel

RSE-H&H LTE Band 4 BW10 CH20175



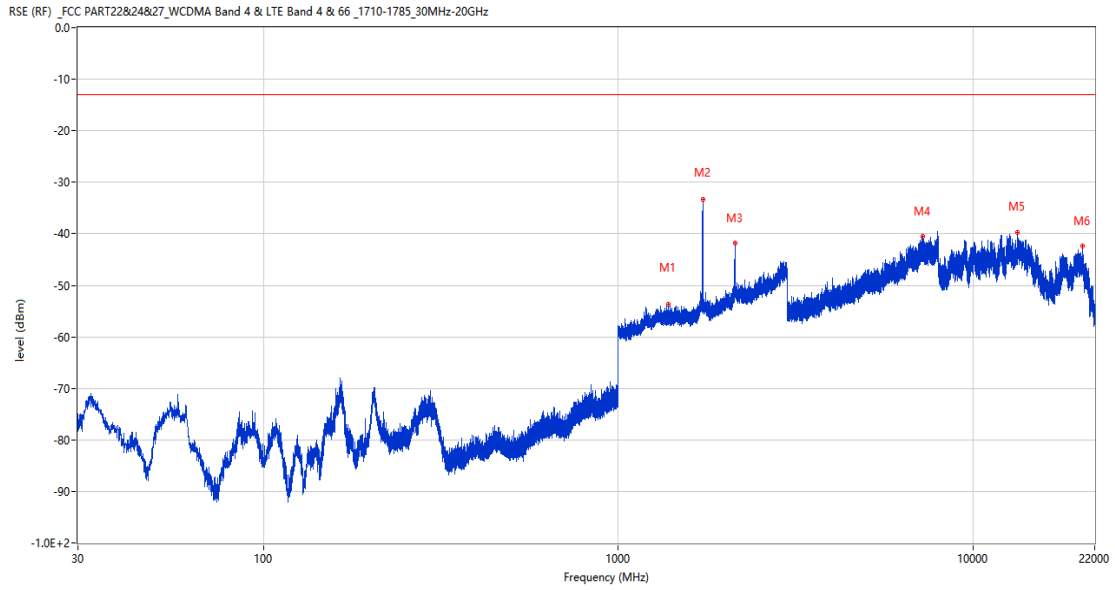
Frequency (MHz)	Result (dBm)	Factor (dB)	PK Limit (dBm)	Margin (dB)	Table (o)	ANT	EUT	Verdict
1702.000	-34.78	1.50	-13.0	21.78	317.00	Horizontal	Horizontal	N/A
1809.200	-37.74	-0.77	-13.0	24.74	149.00	Horizontal	Horizontal	Pass
2134.300	-23.42	3.24	-13.0	10.42	240.00	Horizontal	Horizontal	N/A
7194.750	-41.10	14.32	-13.0	28.10	179.00	Horizontal	Horizontal	Pass
11987.863	-40.06	14.02	-13.0	27.06	108.00	Horizontal	Horizontal	Pass
19985.349	-42.85	12.72	-13.0	29.85	226.00	Horizontal	Horizontal	Pass

RSE-H&V LTE Band 4 BW10 CH20175



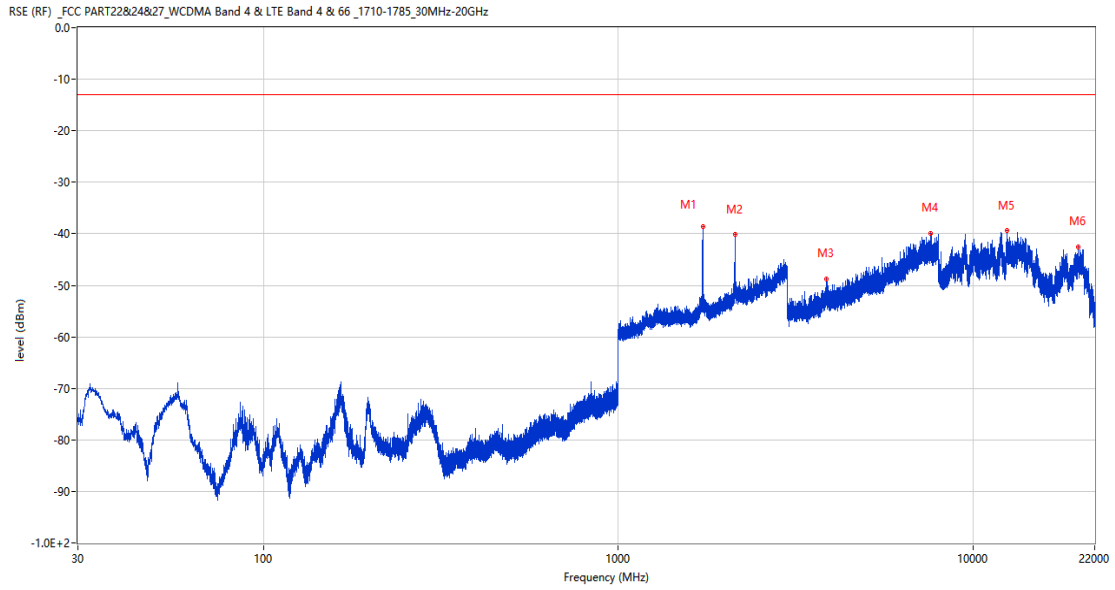
Frequency (MHz)	Result (dBm)	Factor (dB)	PK Limit (dBm)	Margin (dB)	Table (o)	ANT	EUT	Verdict
1728.900	-31.71	1.14	-13.0	18.71	129.00	Horizontal	Vertical	N/A
2136.100	-27.49	3.12	-13.0	14.49	247.00	Horizontal	Vertical	N/A
7202.000	-40.08	14.20	-13.0	27.08	193.00	Horizontal	Vertical	Pass
9436.162	-40.34	13.67	-13.0	27.34	159.00	Horizontal	Vertical	Pass
13350.325	-39.33	16.77	-13.0	26.33	360.00	Horizontal	Vertical	Pass
20372.464	-42.90	12.81	-13.0	29.90	204.00	Horizontal	Vertical	Pass

RSE-V&V LTE Band 4 BW10 CH20175



Frequency (MHz)	Result (dBm)	Factor (dB)	PK Limit (dBm)	Margin (dB)	Table (o)	ANT	EUT	Verdict
1381.200	-53.60	-1.70	-13.0	40.60	230.00	Vertical	Vertical	Pass
1728.900	-33.35	1.14	-13.0	20.35	125.00	Vertical	Vertical	N/A
2131.200	-41.82	2.98	-13.0	28.82	41.00	Vertical	Vertical	N/A
7223.500	-40.56	14.07	-13.0	27.56	324.00	Vertical	Vertical	Pass
13345.700	-39.66	16.62	-13.0	26.66	226.00	Vertical	Vertical	Pass
20380.787	-42.42	12.81	-13.0	29.42	13.00	Vertical	Vertical	Pass

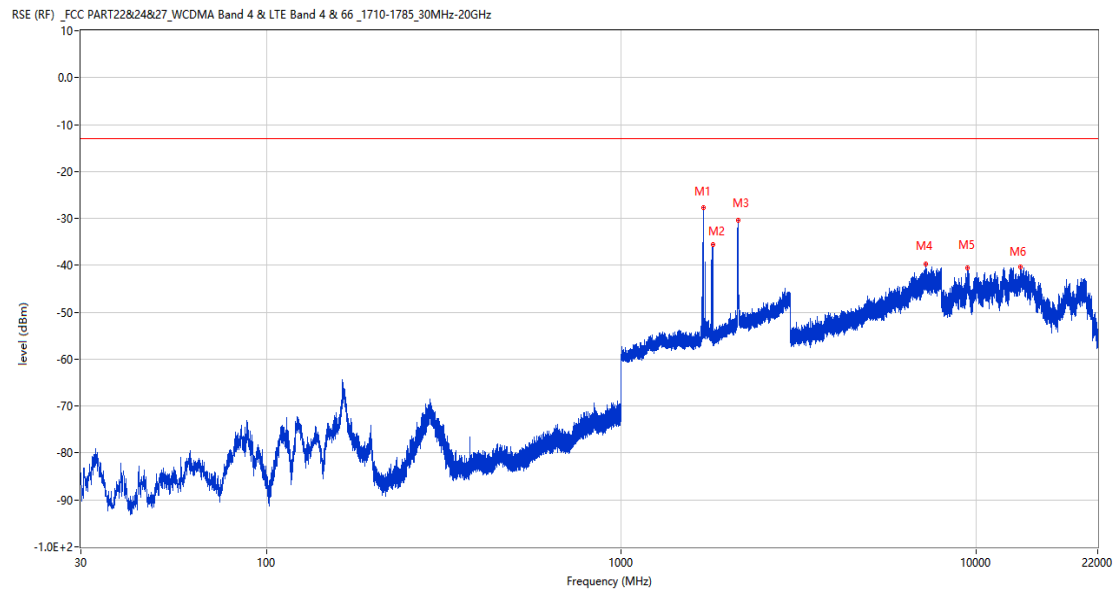
RSE-V&H LTE Band 4 BW10 CH20175



Frequency (MHz)	Result (dBm)	Factor (dB)	PK Limit (dBm)	Margin (dB)	Table (o)	ANT	EUT	Verdict
1728.900	-38.65	1.14	-13.0	25.65	22.00	Vertical	Horizontal	N/A
2134.500	-40.20	3.26	-13.0	27.20	326.00	Vertical	Horizontal	N/A
3854.000	-48.72	7.32	-13.0	35.72	63.00	Vertical	Horizontal	Pass
7603.750	-39.93	13.71	-13.0	26.93	40.00	Vertical	Horizontal	Pass
12468.325	-39.44	14.19	-13.0	26.44	17.00	Vertical	Horizontal	Pass
19758.725	-42.53	12.67	-13.0	29.53	325.00	Vertical	Horizontal	Pass

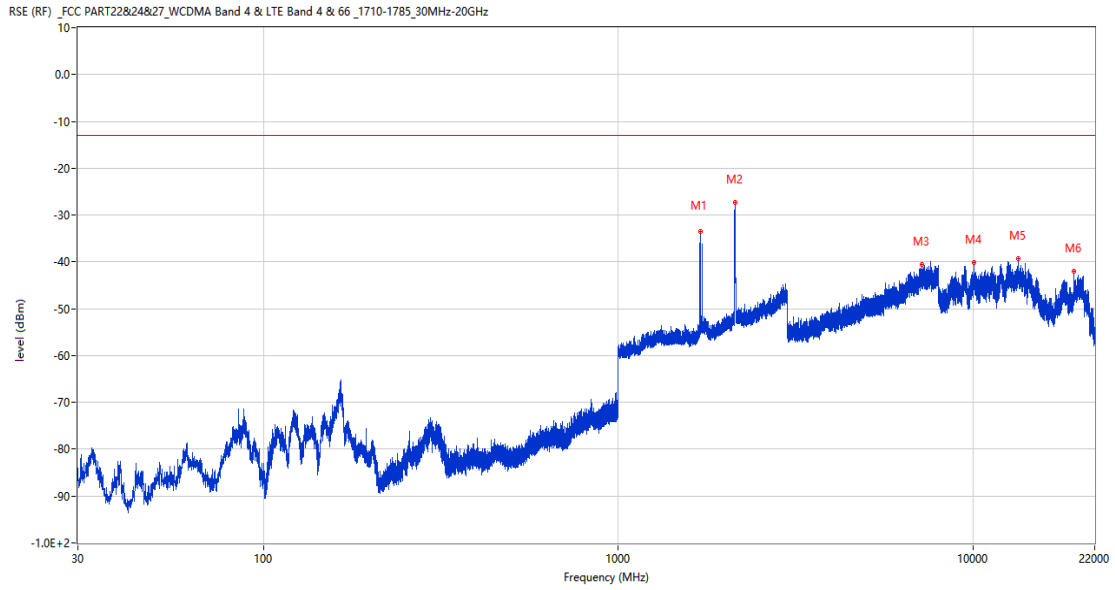
9.5 LTE Band 4 BW15, Middle Channel

RSE-H&H LTE Band 4 BW15 CH20175



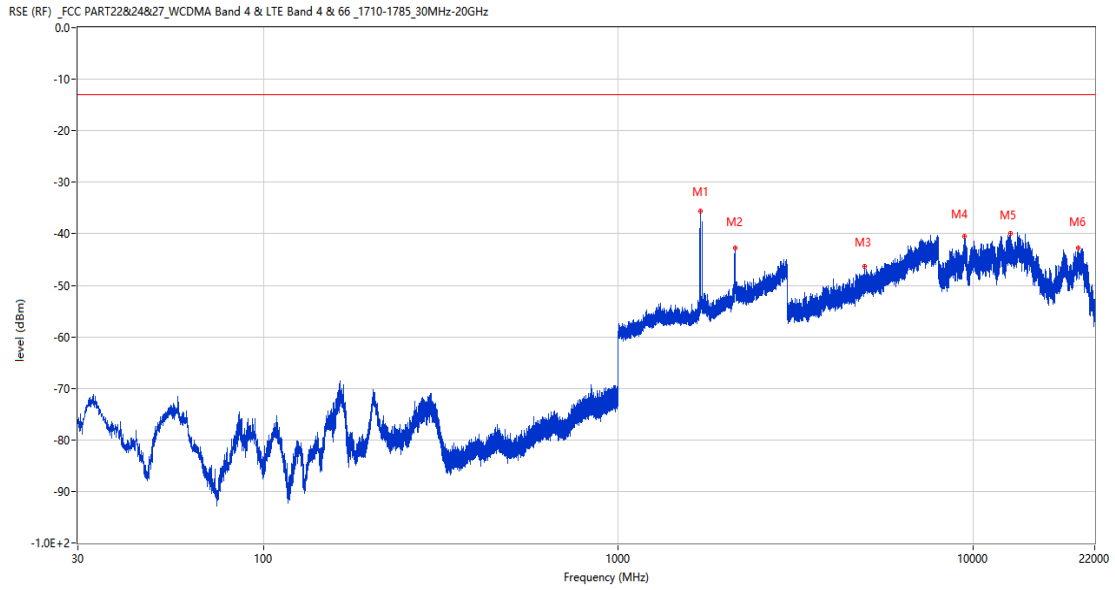
Frequency (MHz)	Result (dBm)	Factor (dB)	PK Limit (dBm)	Margin (dB)	Table (o)	ANT	EUT	Verdict
1701.200	-27.67	1.51	-13.0	14.67	225.00	Horizontal	Horizontal	N/A
1808.300	-35.64	-0.79	-13.0	22.64	153.00	Horizontal	Horizontal	Pass
2138.200	-30.49	3.19	-13.0	17.49	251.00	Horizontal	Horizontal	N/A
7223.750	-39.71	14.09	-13.0	26.71	14.00	Horizontal	Horizontal	Pass
9443.526	-40.48	13.73	-13.0	27.48	300.00	Horizontal	Horizontal	Pass
13357.725	-40.28	16.76	-13.0	27.28	360.00	Horizontal	Horizontal	Pass

RSE-H&V LTE Band 4 BW15 CH20175



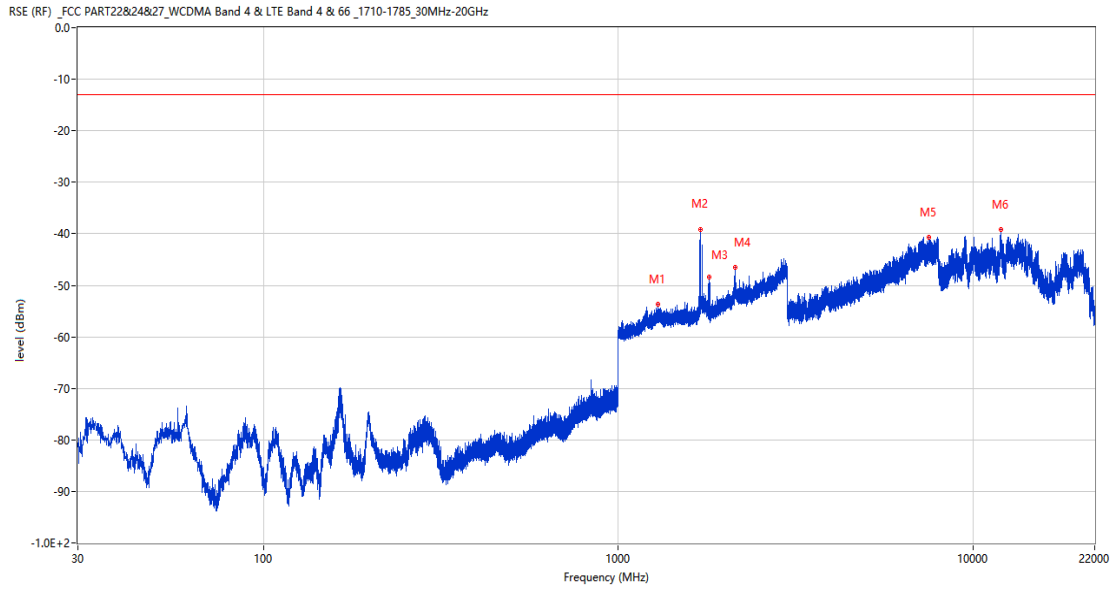
Frequency (MHz)	Result (dBm)	Factor (dB)	PK Limit (dBm)	Margin (dB)	Table (o)	ANT	EUT	Verdict
1699.700	-33.52	1.35	-13.0	20.52	161.00	Horizontal	Vertical	N/A
2139.300	-27.38	3.23	-13.0	14.38	244.00	Horizontal	Vertical	N/A
7183.250	-40.59	14.12	-13.0	27.59	288.00	Horizontal	Vertical	Pass
10055.326	-40.23	14.00	-13.0	27.23	75.00	Horizontal	Vertical	Pass
13383.625	-39.31	16.71	-13.0	26.31	1.00	Horizontal	Vertical	Pass
19263.388	-41.95	12.55	-13.0	28.95	1.00	Horizontal	Vertical	Pass

RSE-V&V LTE Band 4 BW15 CH20175



Frequency (MHz)	Result (dBm)	Factor (dB)	PK Limit (dBm)	Margin (dB)	Table (o)	ANT	EUT	Verdict
1699.800	-35.55	1.40	-13.0	22.55	334.00	Vertical	Vertical	N/A
2129.300	-42.70	2.87	-13.0	29.70	320.00	Vertical	Vertical	N/A
4956.000	-46.37	8.67	-13.0	33.37	328.00	Vertical	Vertical	Pass
9434.974	-40.41	13.66	-13.0	27.41	359.00	Vertical	Vertical	Pass
12717.938	-39.97	14.84	-13.0	26.97	180.00	Vertical	Vertical	Pass
19712.938	-42.71	12.66	-13.0	29.71	360.00	Vertical	Vertical	Pass

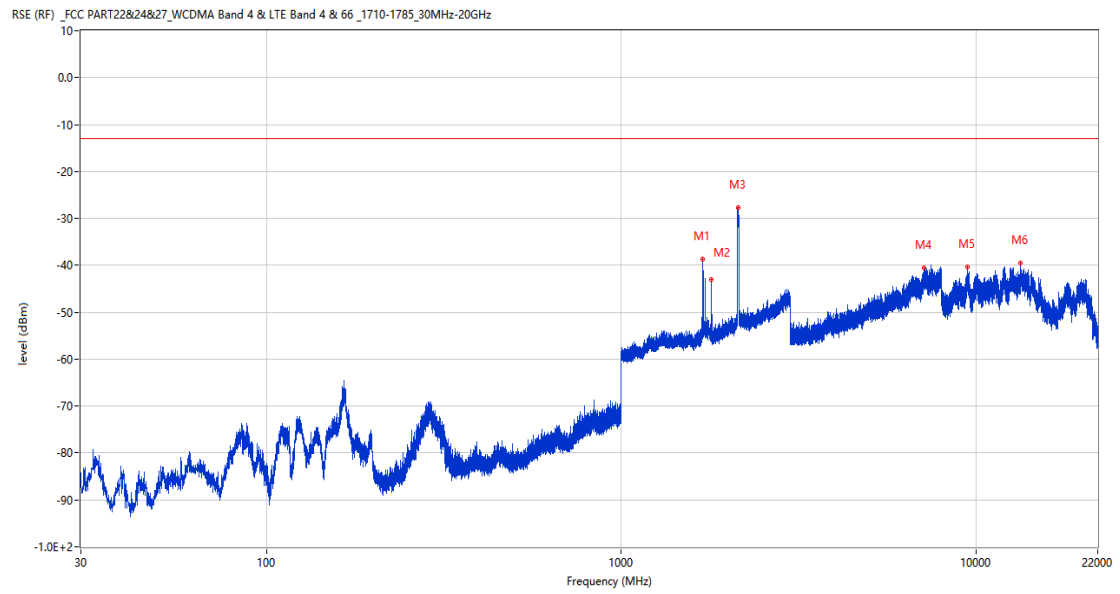
RSE-V&H LTE Band 4 BW15 CH20175



Frequency (MHz)	Result (dBm)	Factor (dB)	PK Limit (dBm)	Margin (dB)	Table (o)	ANT	EUT	Verdict
1295.100	-53.69	-1.15	-13.0	40.69	77.00	Vertical	Horizontal	Pass
1702.400	-39.12	1.50	-13.0	26.12	360.00	Vertical	Horizontal	N/A
1799.700	-48.47	-0.60	-13.0	35.47	102.00	Vertical	Horizontal	Pass
2131.100	-46.52	2.98	-13.0	33.52	317.00	Vertical	Horizontal	N/A
7513.000	-40.75	13.81	-13.0	27.75	109.00	Vertical	Horizontal	Pass
11989.526	-39.21	14.02	-13.0	26.21	248.00	Vertical	Horizontal	Pass

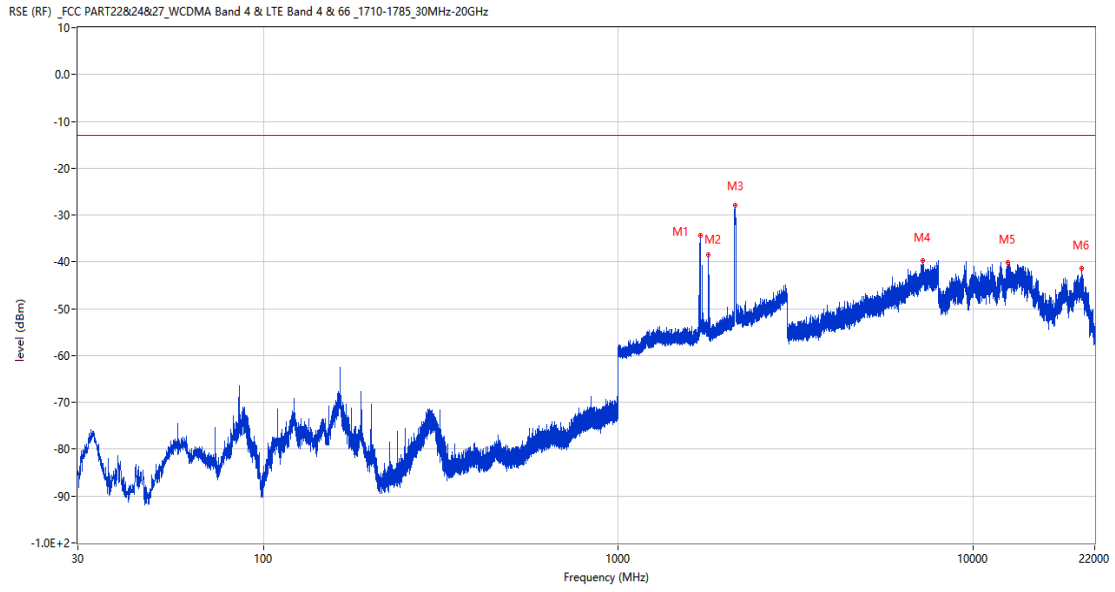
9.6 LTE Band 4 BW20, Middle Channel

RSE-H&H LTE Band 4 BW20 CH20175



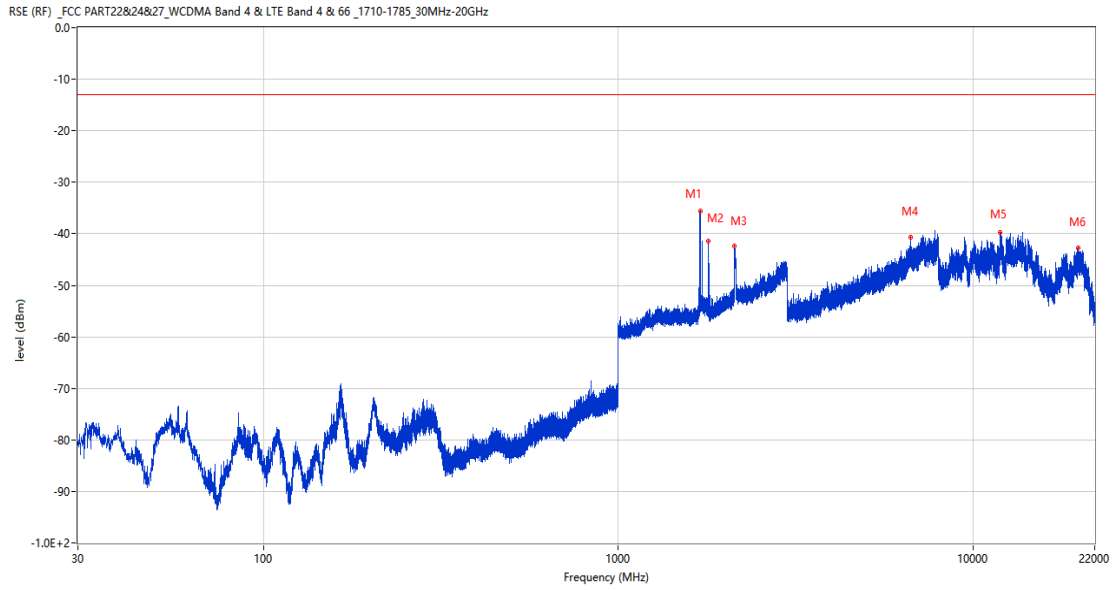
Frequency (MHz)	Result (dBm)	Factor (dB)	PK Limit (dBm)	Margin (dB)	Table (o)	ANT	EUT	Verdict
1696.000	-38.66	0.37	-13.0	25.66	205.00	Horizontal	Horizontal	N/A
1794.600	-43.07	-0.11	-13.0	30.07	78.00	Horizontal	Horizontal	Pass
2132.000	-27.63	3.01	-13.0	14.63	246.00	Horizontal	Horizontal	N/A
7122.250	-40.48	13.78	-13.0	27.48	302.00	Horizontal	Horizontal	Pass
9448.513	-40.37	13.77	-13.0	27.37	3.00	Horizontal	Horizontal	Pass
13350.325	-39.56	16.77	-13.0	26.56	1.00	Horizontal	Horizontal	Pass

RSE-H&V LTE Band 4 BW20 CH20175



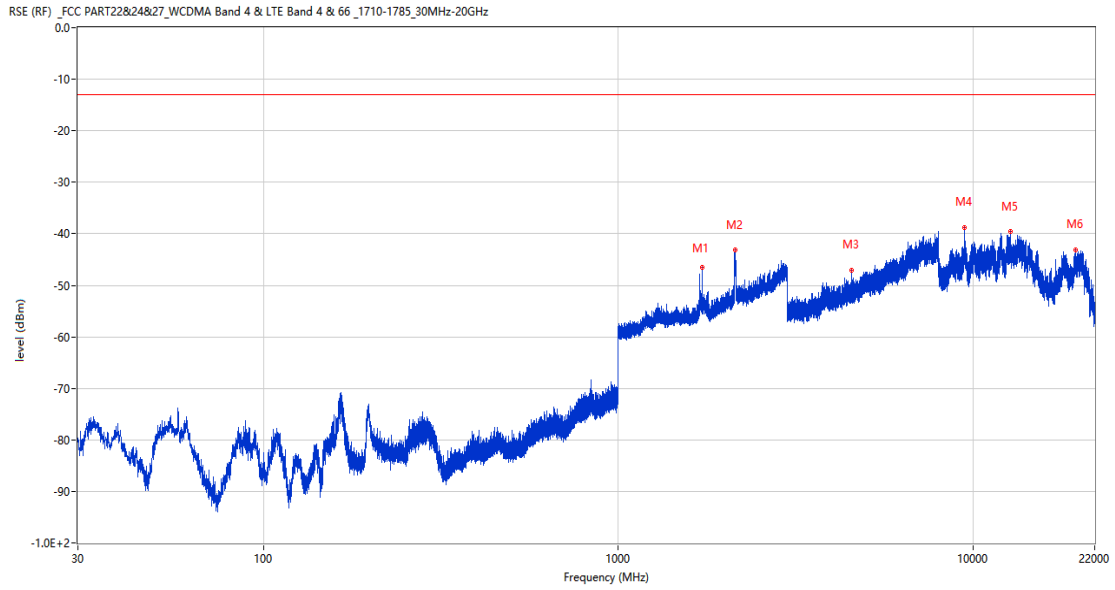
Frequency (MHz)	Result (dBm)	Factor (dB)	PK Limit (dBm)	Margin (dB)	Table (o)	ANT	EUT	Verdict
1699.700	-34.37	1.35	-13.0	21.37	1.00	Horizontal	Vertical	N/A
1792.600	-38.46	0.55	-13.0	25.46	168.00	Horizontal	Vertical	Pass
2134.400	-27.90	3.26	-13.0	14.90	240.00	Horizontal	Vertical	N/A
7199.750	-39.81	14.32	-13.0	26.81	0.00	Horizontal	Vertical	Pass
12509.887	-40.17	14.40	-13.0	27.17	360.00	Horizontal	Vertical	Pass
20232.788	-41.45	12.78	-13.0	28.45	223.00	Horizontal	Vertical	Pass

RSE-V&V LTE Band 4 BW20 CH20175



Frequency (MHz)	Result (dBm)	Factor (dB)	PK Limit (dBm)	Margin (dB)	Table (o)	ANT	EUT	Verdict
1702.200	-35.66	1.50	-13.0	22.66	103.00	Vertical	Vertical	N/A
1795.400	-41.38	-0.33	-13.0	28.38	353.00	Vertical	Vertical	Pass
2126.200	-42.40	2.91	-13.0	29.40	311.00	Vertical	Vertical	N/A
6655.750	-40.65	12.90	-13.0	27.65	311.00	Vertical	Vertical	Pass
11916.613	-39.82	13.75	-13.0	26.82	0.00	Vertical	Vertical	Pass
19739.300	-42.66	12.66	-13.0	29.66	57.00	Vertical	Vertical	Pass

RSE-V&H LTE Band 4 BW20 CH20175

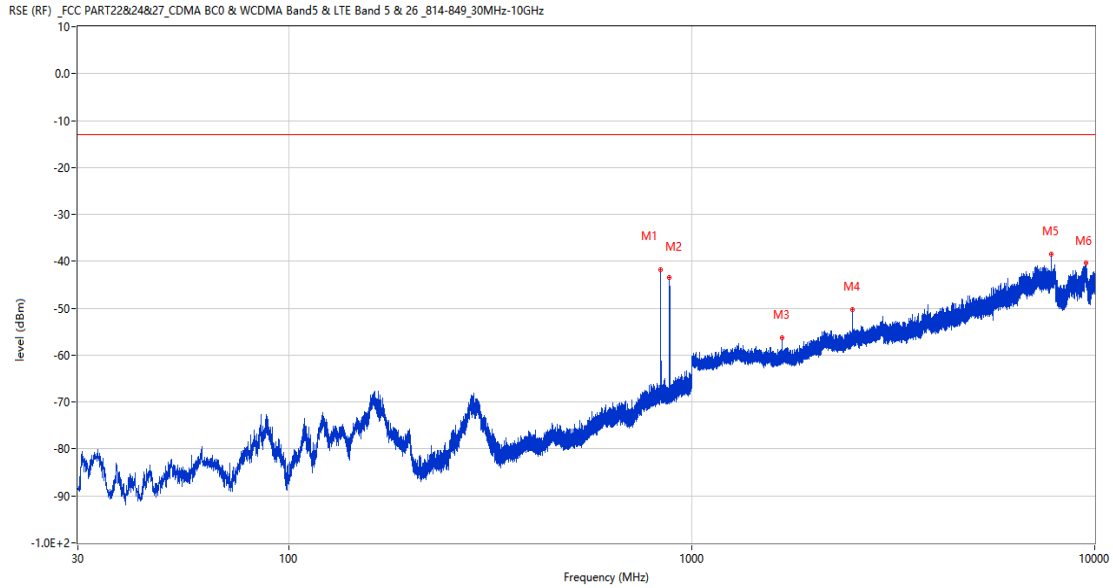


Frequency (MHz)	Result (dBm)	Factor (dB)	PK Limit (dBm)	Margin (dB)	Table (o)	ANT	EUT	Verdict
1724.500	-46.59	1.20	-13.0	33.59	324.00	Vertical	Horizontal	N/A
2131.200	-43.21	2.98	-13.0	30.21	324.00	Vertical	Horizontal	N/A
4550.250	-47.04	7.41	-13.0	34.04	236.00	Vertical	Horizontal	Pass
9449.700	-38.80	13.78	-13.0	25.80	267.00	Vertical	Horizontal	Pass
12721.263	-39.58	14.84	-13.0	26.58	144.00	Vertical	Horizontal	Pass
19435.901	-43.08	12.59	-13.0	30.08	360.00	Vertical	Horizontal	Pass

10 LTE Band 5

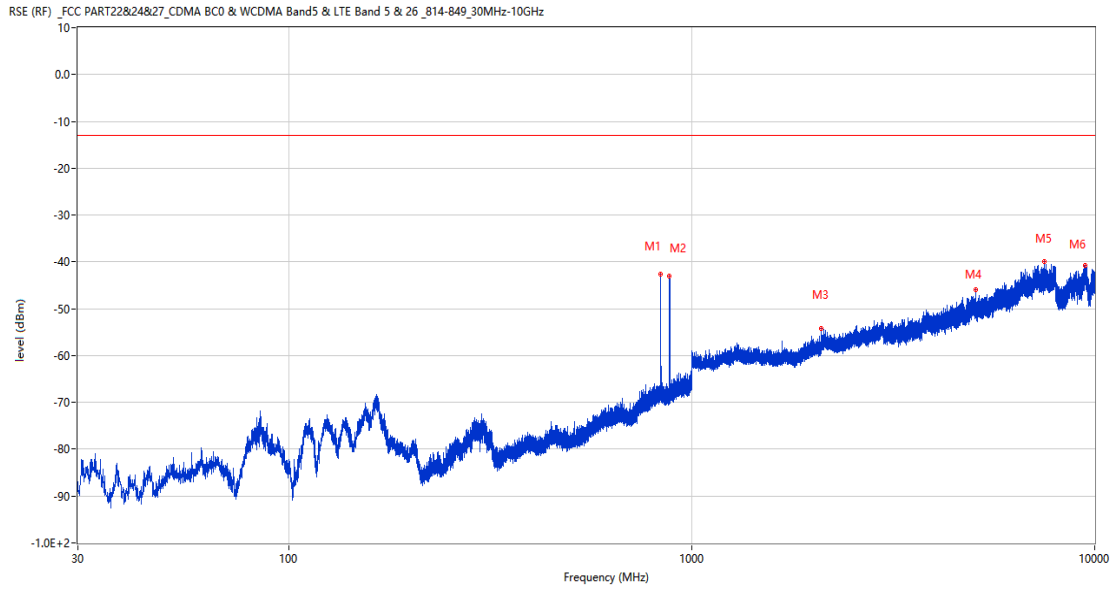
10.1 LTE Band 5 BW1.4, Middle Channel

RSE-H&H LTE Band 5 BW1.4 CH20525



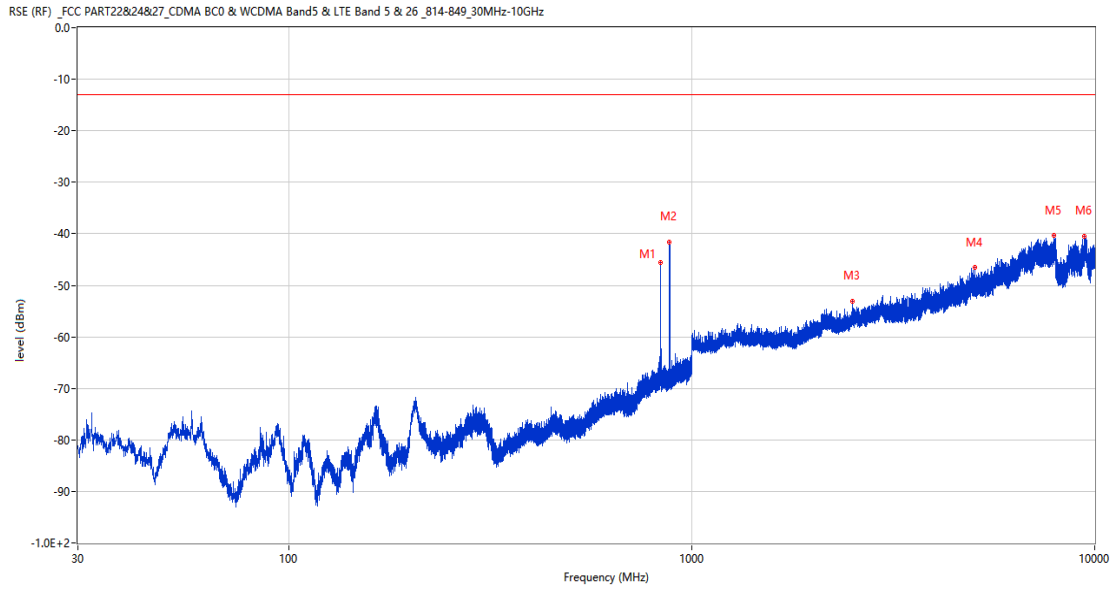
Frequency (MHz)	Result (dBm)	Factor (dB)	PK Limit (dBm)	Margin (dB)	Table (o)	ANT	EUT	Verdict
836.022	-41.88	4.87	-13.0	28.88	241.00	Horizontal	Horizontal	N/A
881.417	-43.41	4.19	-13.0	30.41	316.00	Horizontal	Horizontal	N/A
1673.000	-56.30	-5.47	-13.0	43.30	108.00	Horizontal	Horizontal	Pass
2508.800	-50.23	-0.78	-13.0	37.23	129.00	Horizontal	Horizontal	Pass
7815.000	-38.57	15.38	-13.0	25.57	56.00	Horizontal	Horizontal	Pass
9492.600	-40.29	12.88	-13.0	27.29	360.00	Horizontal	Horizontal	Pass

RSE-H&V LTE Band 5 BW1.4 CH20525



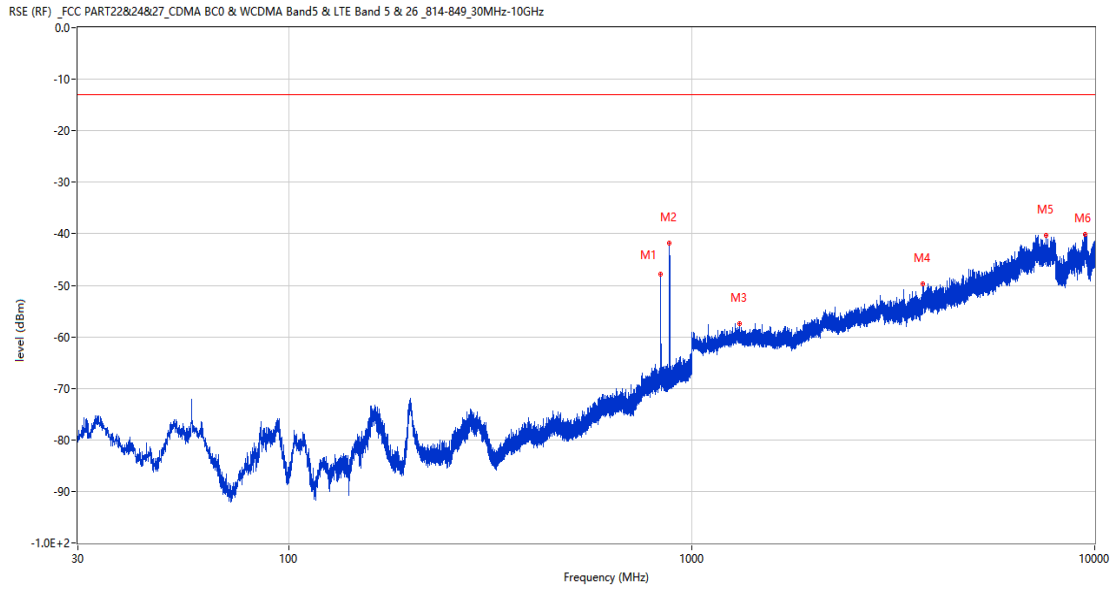
Frequency (MHz)	Result (dBm)	Factor (dB)	PK Limit (dBm)	Margin (dB)	Table (o)	ANT	EUT	Verdict
836.070	-42.53	4.88	-13.0	29.53	227.00	Horizontal	Vertical	N/A
881.321	-43.03	4.19	-13.0	30.03	218.00	Horizontal	Vertical	N/A
2094.900	-54.20	-2.91	-13.0	41.20	98.00	Horizontal	Vertical	Pass
5077.500	-45.99	9.10	-13.0	32.99	355.00	Horizontal	Vertical	Pass
7505.000	-40.00	13.78	-13.0	27.00	21.00	Horizontal	Vertical	Pass
9482.299	-40.71	13.10	-13.0	27.71	360.00	Horizontal	Vertical	Pass

RSE-V&V LTE Band 5 BW1.4 CH20525



Frequency (MHz)	Result (dBm)	Factor (dB)	PK Limit (dBm)	Margin (dB)	Table (o)	ANT	EUT	Verdict
836.070	-45.64	4.88	-13.0	32.64	67.00	Vertical	Vertical	N/A
881.466	-41.55	4.18	-13.0	28.55	212.00	Vertical	Vertical	N/A
2509.100	-53.06	-0.78	-13.0	40.06	191.00	Vertical	Vertical	Pass
5052.250	-46.57	9.23	-13.0	33.57	0.00	Vertical	Vertical	Pass
7927.500	-40.31	14.92	-13.0	27.31	241.00	Vertical	Vertical	Pass
9436.300	-40.47	13.67	-13.0	27.47	3.00	Vertical	Vertical	Pass

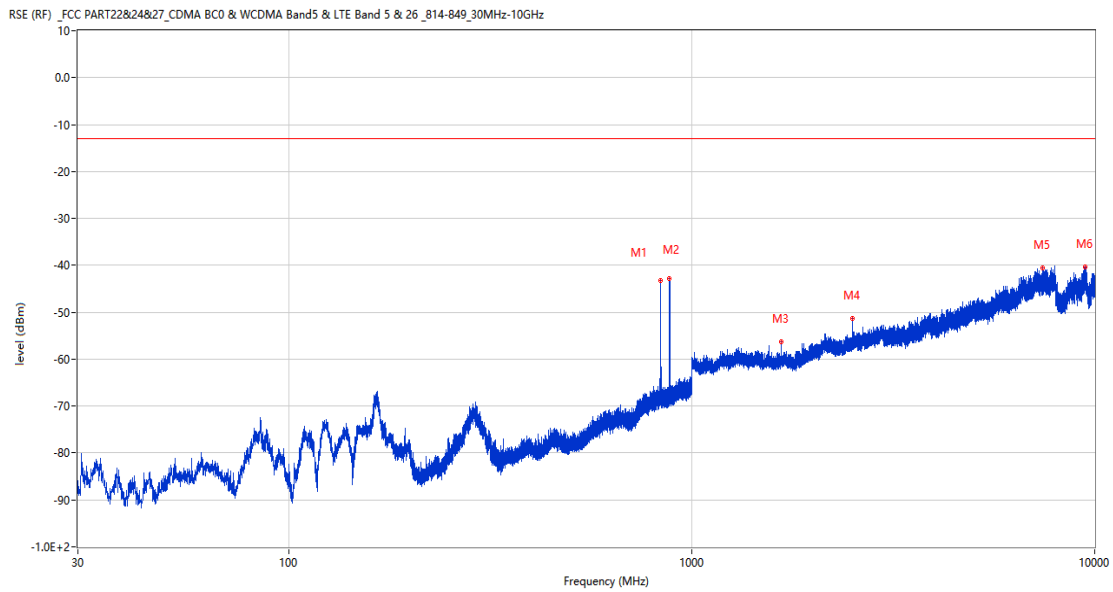
RSE-V&H LTE Band 5 BW1.4 CH20525



Frequency (MHz)	Result (dBm)	Factor (dB)	PK Limit (dBm)	Margin (dB)	Table (o)	ANT	EUT	Verdict
836.119	-47.85	4.88	-13.0	34.85	67.00	Vertical	Horizontal	N/A
881.127	-41.79	4.20	-13.0	28.79	146.00	Vertical	Horizontal	N/A
1312.100	-57.35	-4.53	-13.0	44.35	239.00	Vertical	Horizontal	Pass
3740.500	-49.73	5.24	-13.0	36.73	264.00	Vertical	Horizontal	Pass
7580.750	-40.23	14.34	-13.0	27.23	360.00	Vertical	Horizontal	Pass
9447.800	-40.08	13.76	-13.0	27.08	314.00	Vertical	Horizontal	Pass

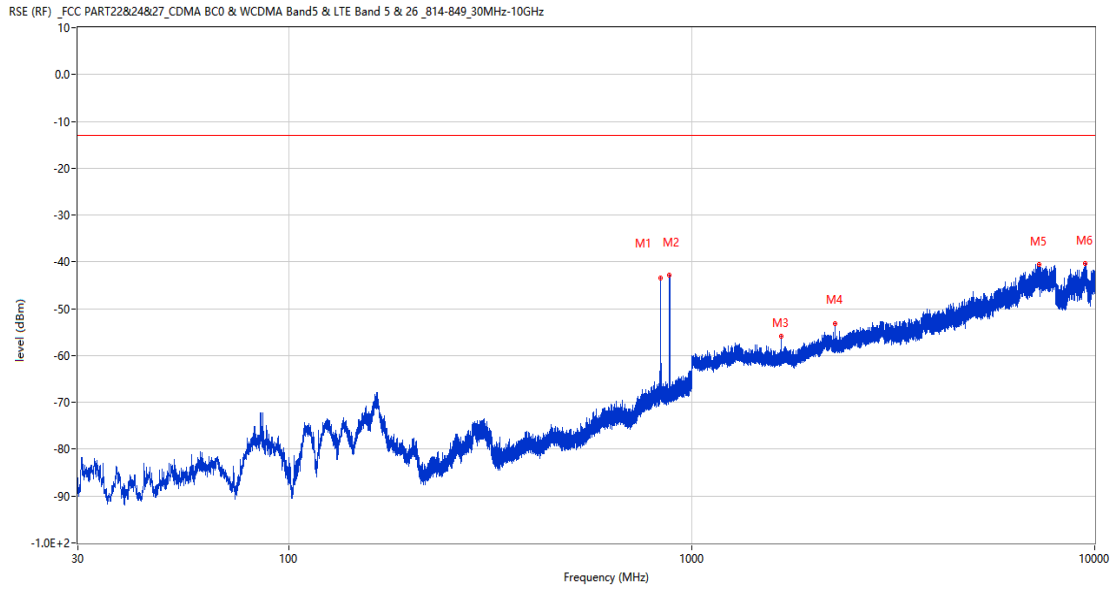
10.2 LTE Band 5 BW3, Middle Channel

RSE-H&H LTE Band 5 BW3 CH20525



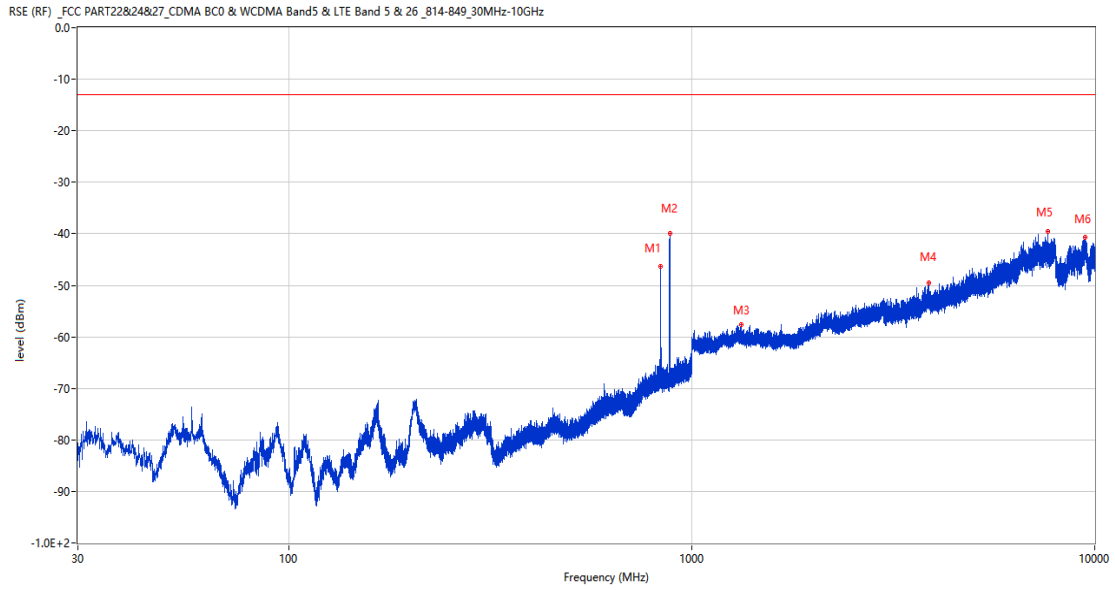
Frequency (MHz)	Result (dBm)	Factor (dB)	PK Limit (dBm)	Margin (dB)	Table (o)	ANT	EUT	Verdict
835.197	-43.33	4.84	-13.0	30.33	239.00	Horizontal	Horizontal	N/A
881.563	-42.80	4.18	-13.0	29.80	312.00	Horizontal	Horizontal	N/A
1671.400	-56.32	-5.49	-13.0	43.32	107.00	Horizontal	Horizontal	Pass
2506.600	-51.35	-0.82	-13.0	38.35	127.00	Horizontal	Horizontal	Pass
7423.750	-40.62	14.12	-13.0	27.62	68.00	Horizontal	Horizontal	Pass
9491.500	-40.29	12.90	-13.0	27.29	360.00	Horizontal	Horizontal	Pass

RSE-H&V LTE Band 5 BW3 CH20525



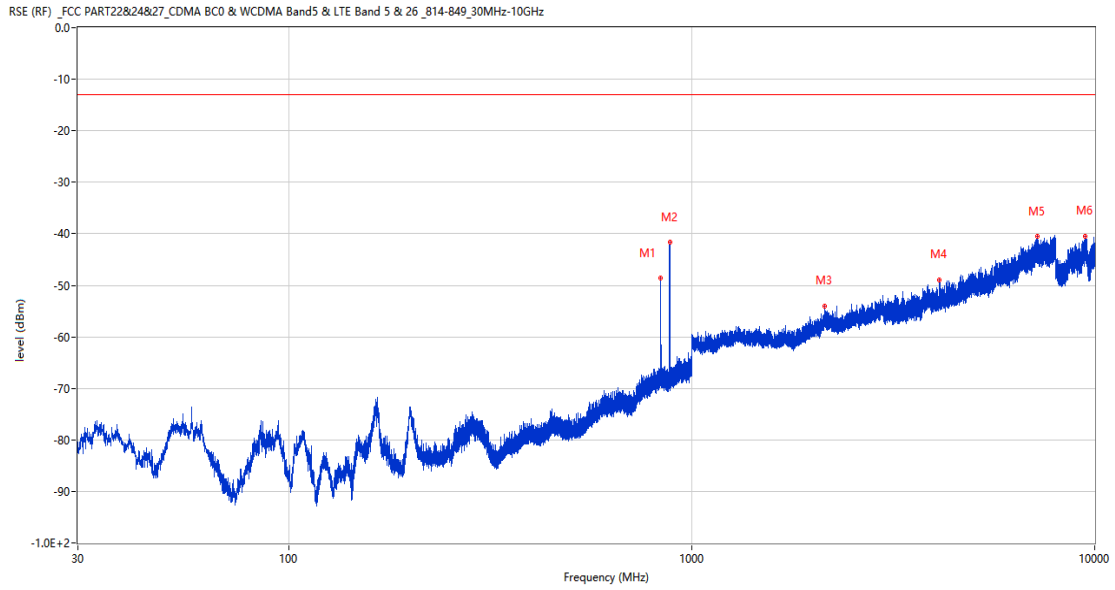
Frequency (MHz)	Result (dBm)	Factor (dB)	PK Limit (dBm)	Margin (dB)	Table (o)	ANT	EUT	Verdict
835.294	-43.48	4.85	-13.0	30.48	232.00	Horizontal	Vertical	N/A
881.417	-42.77	4.19	-13.0	29.77	214.00	Horizontal	Vertical	N/A
1671.600	-55.78	-5.47	-13.0	42.78	160.00	Horizontal	Vertical	Pass
2269.500	-53.08	-2.80	-13.0	40.08	186.00	Horizontal	Vertical	Pass
7262.750	-40.54	14.61	-13.0	27.54	313.00	Horizontal	Vertical	Pass
9447.900	-40.42	13.76	-13.0	27.42	360.00	Horizontal	Vertical	Pass

RSE-V&V LTE Band 5 BW3 CH20525



Frequency (MHz)	Result (dBm)	Factor (dB)	PK Limit (dBm)	Margin (dB)	Table (o)	ANT	EUT	Verdict
835.246	-46.39	4.84	-13.0	33.39	58.00	Vertical	Vertical	N/A
882.097	-40.01	4.28	-13.0	27.01	216.00	Vertical	Vertical	N/A
1326.600	-57.68	-4.96	-13.0	44.68	189.00	Vertical	Vertical	Pass
3882.500	-49.49	7.13	-13.0	36.49	58.00	Vertical	Vertical	Pass
7665.250	-39.49	13.49	-13.0	26.49	96.00	Vertical	Vertical	Pass
9452.300	-40.60	13.73	-13.0	27.60	360.00	Vertical	Vertical	Pass

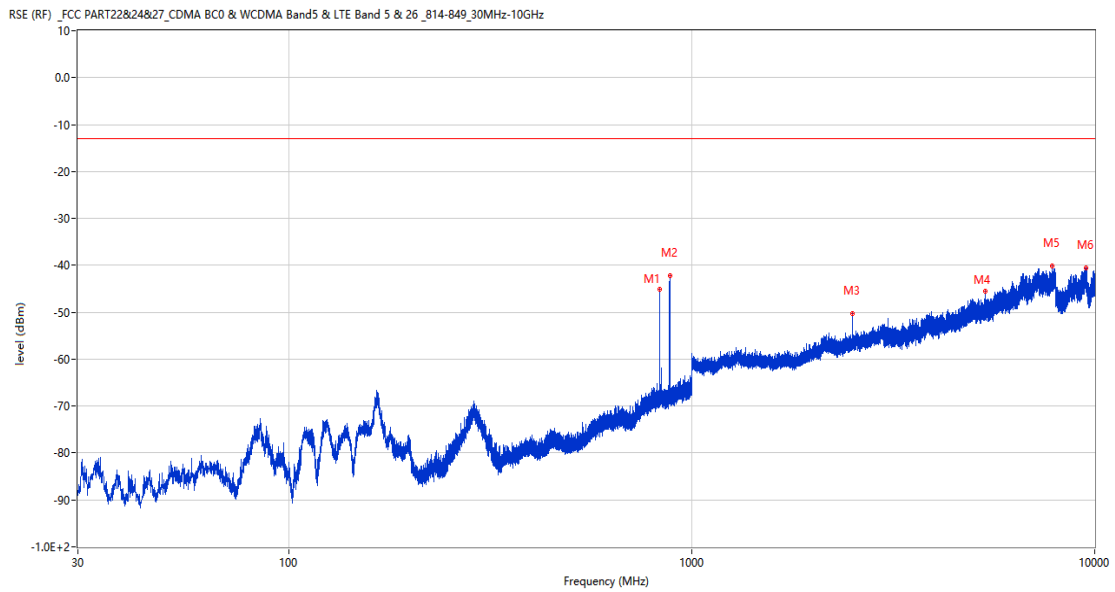
RSE-V&H LTE Band 5 BW3 CH20525



Frequency (MHz)	Result (dBm)	Factor (dB)	PK Limit (dBm)	Margin (dB)	Table (o)	ANT	EUT	Verdict
835.197	-48.57	4.84	-13.0	35.57	72.00	Vertical	Horizontal	N/A
881.903	-41.63	4.25	-13.0	28.63	210.00	Vertical	Horizontal	N/A
2135.000	-53.96	-1.99	-13.0	40.96	225.00	Vertical	Horizontal	Pass
4124.000	-48.92	7.02	-13.0	35.92	16.00	Vertical	Horizontal	Pass
7199.250	-40.55	14.27	-13.0	27.55	87.00	Vertical	Horizontal	Pass
9486.099	-40.41	13.01	-13.0	27.41	53.00	Vertical	Horizontal	Pass

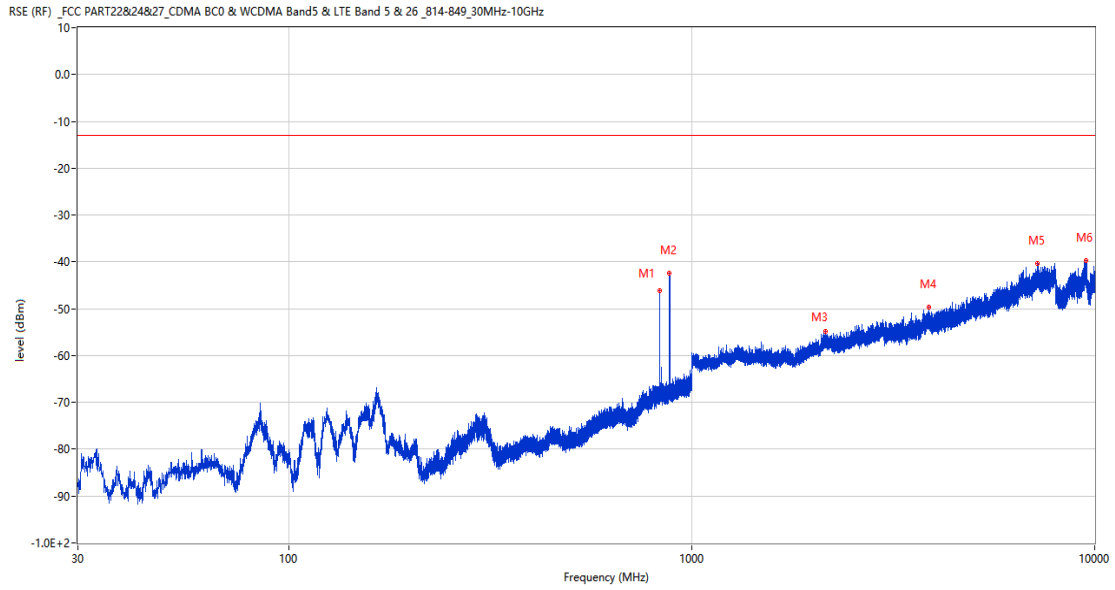
10.3 LTE Band 5 BW5, Middle Channel

RSE-H&H LTE Band 5 BW5 CH20525



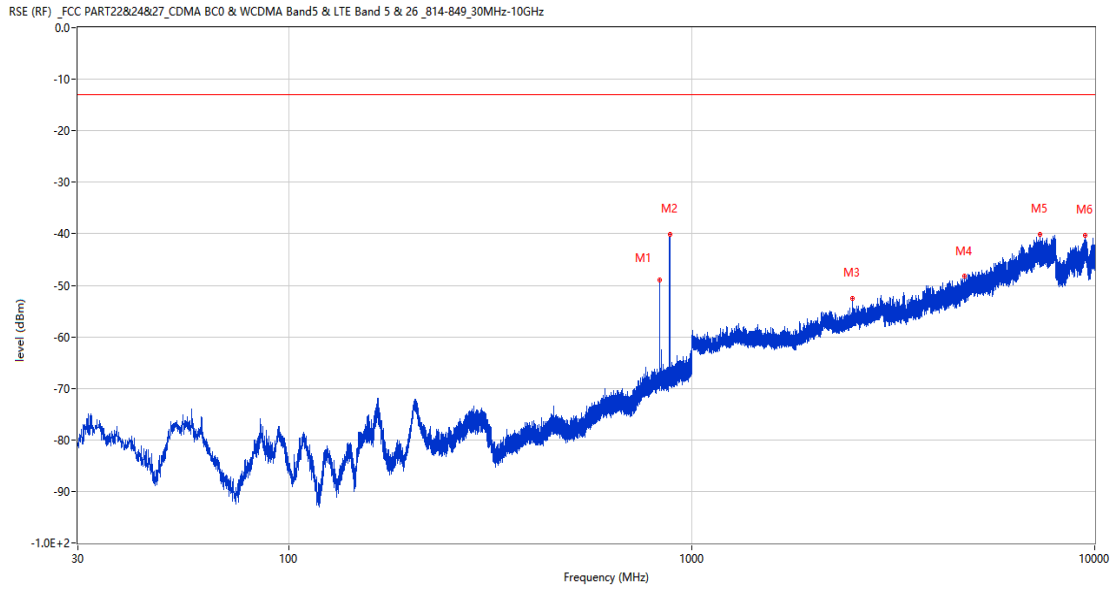
Frequency (MHz)	Result (dBm)	Factor (dB)	PK Limit (dBm)	Margin (dB)	Table (o)	ANT	EUT	Verdict
834.324	-45.07	4.81	-13.0	32.07	244.00	Horizontal	Horizontal	N/A
882.097	-42.30	4.28	-13.0	29.30	311.00	Horizontal	Horizontal	N/A
2503.600	-50.36	-0.84	-13.0	37.36	128.00	Horizontal	Horizontal	Pass
5356.750	-45.61	8.27	-13.0	32.61	198.00	Horizontal	Horizontal	Pass
7837.250	-40.23	14.53	-13.0	27.23	95.00	Horizontal	Horizontal	Pass
9508.400	-40.58	12.82	-13.0	27.58	360.00	Horizontal	Horizontal	Pass

RSE-H&V LTE Band 5 BW5 CH20525



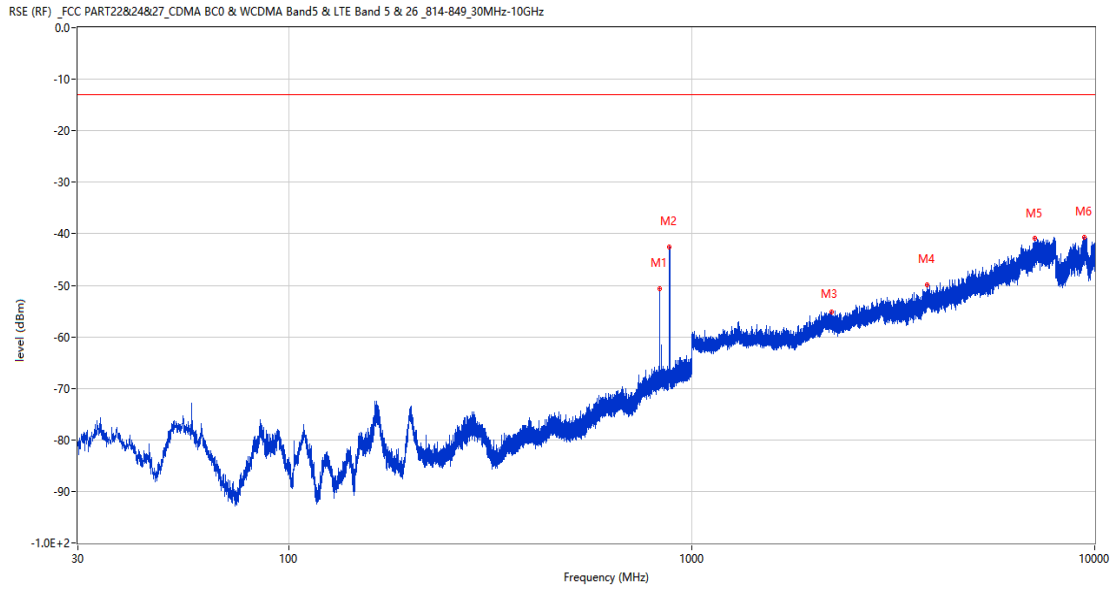
Frequency (MHz)	Result (dBm)	Factor (dB)	PK Limit (dBm)	Margin (dB)	Table (o)	ANT	EUT	Verdict
834.372	-46.17	4.81	-13.0	33.17	238.00	Horizontal	Vertical	N/A
880.593	-42.47	4.21	-13.0	29.47	216.00	Horizontal	Vertical	N/A
2153.400	-54.82	-2.02	-13.0	41.82	266.00	Horizontal	Vertical	Pass
3875.000	-49.64	7.14	-13.0	36.64	0.00	Horizontal	Vertical	Pass
7205.250	-40.37	14.05	-13.0	27.37	311.00	Horizontal	Vertical	Pass
9513.000	-39.63	12.88	-13.0	26.63	360.00	Horizontal	Vertical	Pass

RSE-V&V LTE Band 5 BW5 CH20525



Frequency (MHz)	Result (dBm)	Factor (dB)	PK Limit (dBm)	Margin (dB)	Table (o)	ANT	EUT	Verdict
834.276	-49.01	4.81	-13.0	36.01	54.00	Vertical	Vertical	N/A
881.951	-40.07	4.26	-13.0	27.07	217.00	Vertical	Vertical	N/A
2504.100	-52.52	-0.81	-13.0	39.52	334.00	Vertical	Vertical	Pass
4755.750	-48.28	7.91	-13.0	35.28	248.00	Vertical	Vertical	Pass
7328.500	-40.07	13.66	-13.0	27.07	69.00	Vertical	Vertical	Pass
9485.500	-40.28	13.03	-13.0	27.28	49.00	Vertical	Vertical	Pass

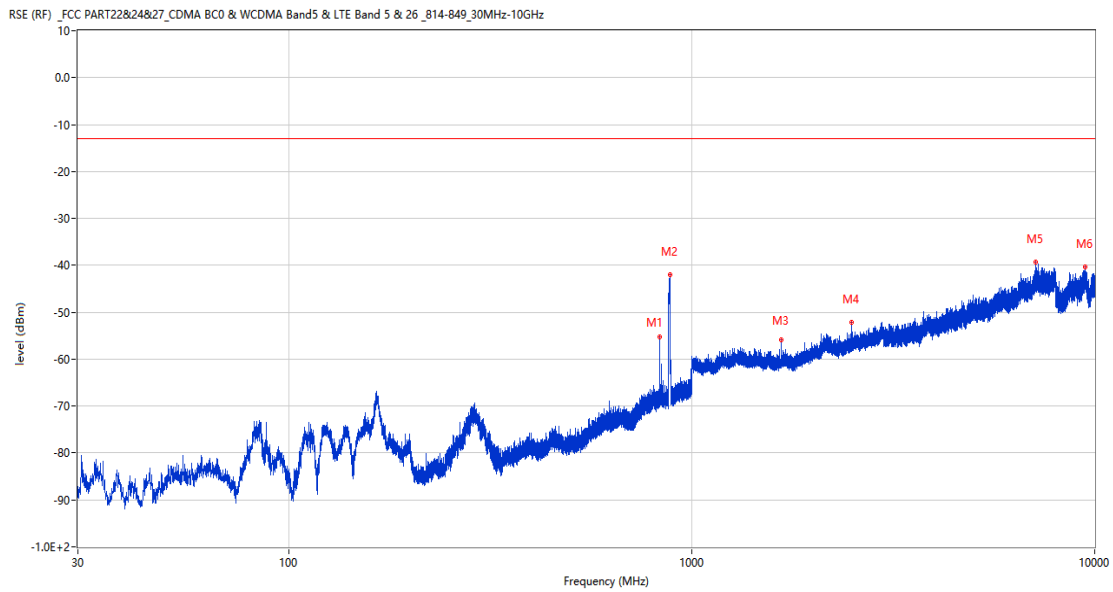
RSE-V&H LTE Band 5 BW5 CH20525



Frequency (MHz)	Result (dBm)	Factor (dB)	PK Limit (dBm)	Margin (dB)	Table (o)	ANT	EUT	Verdict
834.372	-50.61	4.81	-13.0	37.61	68.00	Vertical	Horizontal	N/A
880.932	-42.48	4.21	-13.0	29.48	227.00	Vertical	Horizontal	N/A
2225.300	-55.20	-2.25	-13.0	42.20	347.00	Vertical	Horizontal	Pass
3838.000	-49.85	6.42	-13.0	36.85	323.00	Vertical	Horizontal	Pass
7114.500	-40.93	13.76	-13.0	27.93	69.00	Vertical	Horizontal	Pass
9443.500	-40.66	13.73	-13.0	27.66	343.00	Vertical	Horizontal	Pass

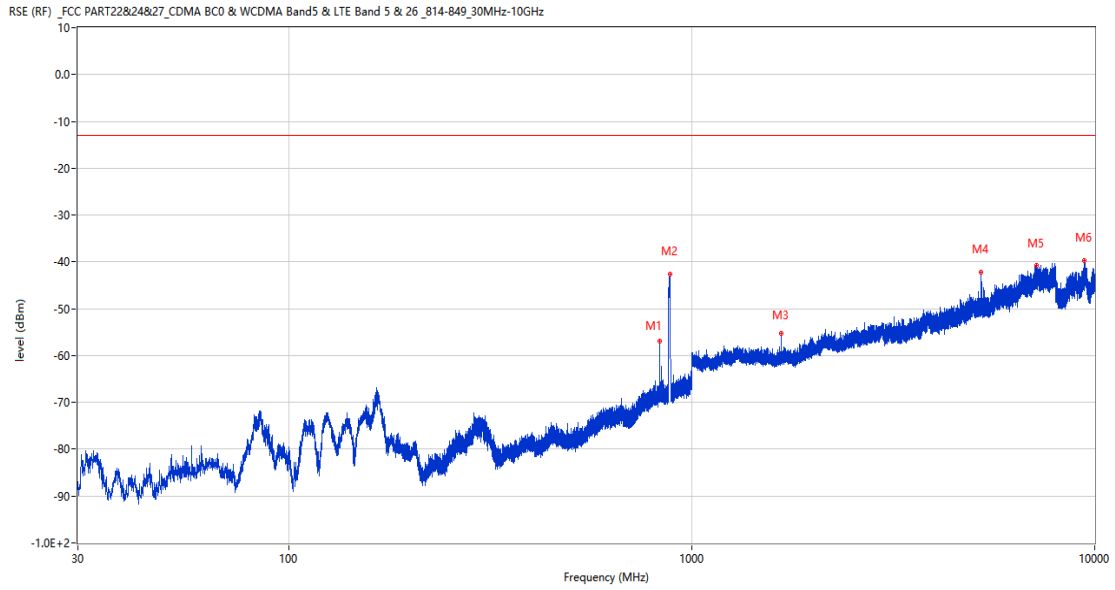
10.4 LTE Band 5 BW10, Middle Channel

RSE-H&H LTE Band 5 BW10 CH20525



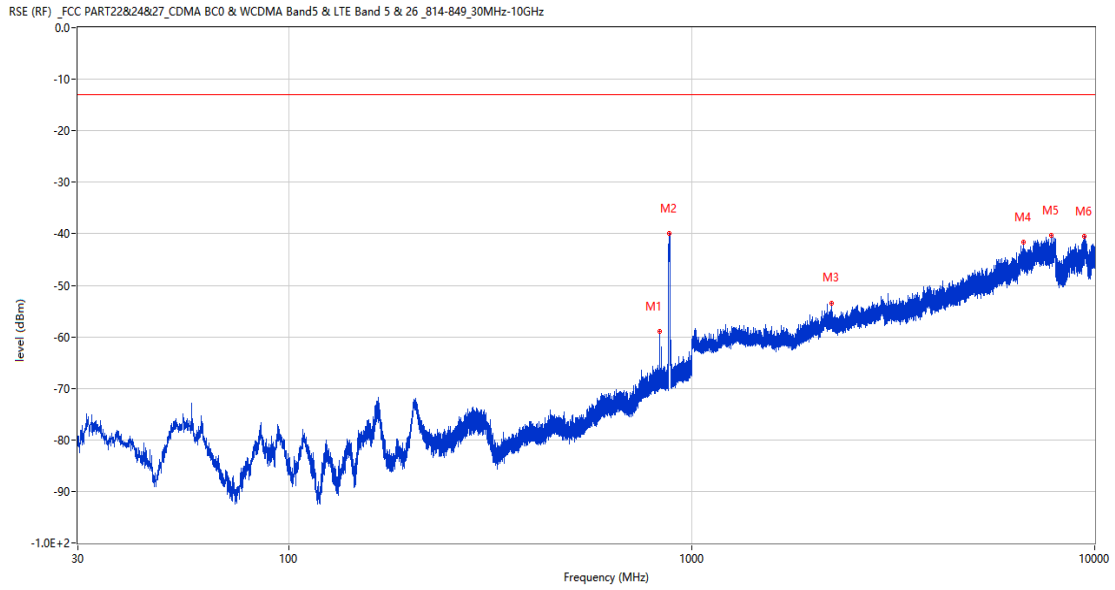
Frequency (MHz)	Result (dBm)	Factor (dB)	PK Limit (dBm)	Margin (dB)	Table (o)	ANT	EUT	Verdict
832.093	-55.21	4.72	-13.0	42.21	243.00	Horizontal	Horizontal	N/A
884.134	-41.97	4.38	-13.0	28.97	331.00	Horizontal	Horizontal	N/A
1665.000	-55.97	-5.65	-13.0	42.97	131.00	Horizontal	Horizontal	Pass
2497.000	-52.13	-0.71	-13.0	39.13	123.00	Horizontal	Horizontal	Pass
7146.750	-39.29	13.79	-13.0	26.29	150.00	Horizontal	Horizontal	Pass
9481.700	-40.34	13.11	-13.0	27.34	360.00	Horizontal	Horizontal	Pass

RSE-H&V LTE Band 5 BW10 CH20525



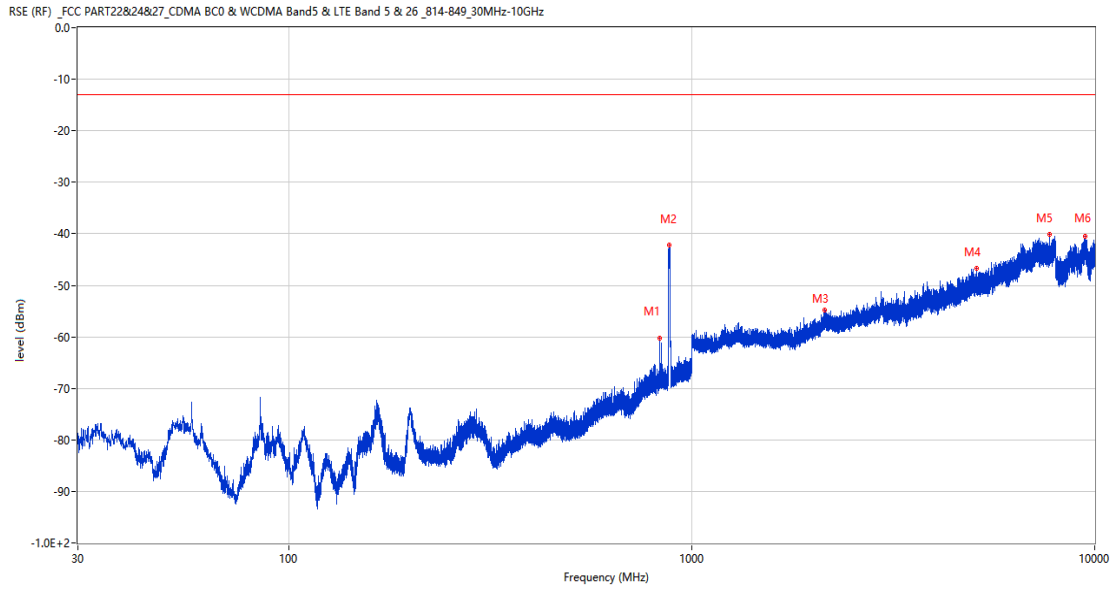
Frequency (MHz)	Result (dBm)	Factor (dB)	PK Limit (dBm)	Margin (dB)	Table (o)	ANT	EUT	Verdict
832.142	-56.83	4.72	-13.0	43.83	232.00	Horizontal	Vertical	N/A
884.134	-42.67	4.38	-13.0	29.67	281.00	Horizontal	Vertical	N/A
1665.000	-55.17	-5.65	-13.0	42.17	163.00	Horizontal	Vertical	Pass
5214.250	-42.26	8.55	-13.0	29.26	360.00	Horizontal	Vertical	Pass
7188.250	-40.77	14.17	-13.0	27.77	69.00	Horizontal	Vertical	Pass
9435.800	-39.67	13.66	-13.0	26.67	360.00	Horizontal	Vertical	Pass

RSE-V&V LTE Band 5 BW10 CH20525



Frequency (MHz)	Result (dBm)	Factor (dB)	PK Limit (dBm)	Margin (dB)	Table (o)	ANT	EUT	Verdict
832.142	-58.86	4.72	-13.0	45.86	62.00	Vertical	Vertical	N/A
878.217	-39.98	4.10	-13.0	26.98	224.00	Vertical	Vertical	N/A
2226.600	-53.47	-2.29	-13.0	40.47	310.00	Vertical	Vertical	Pass
6662.000	-41.67	12.59	-13.0	28.67	128.00	Vertical	Vertical	Pass
7806.750	-40.36	14.95	-13.0	27.36	17.00	Vertical	Vertical	Pass
9443.800	-40.50	13.73	-13.0	27.50	360.00	Vertical	Vertical	Pass

RSE-V&H LTE Band 5 BW10 CH20525

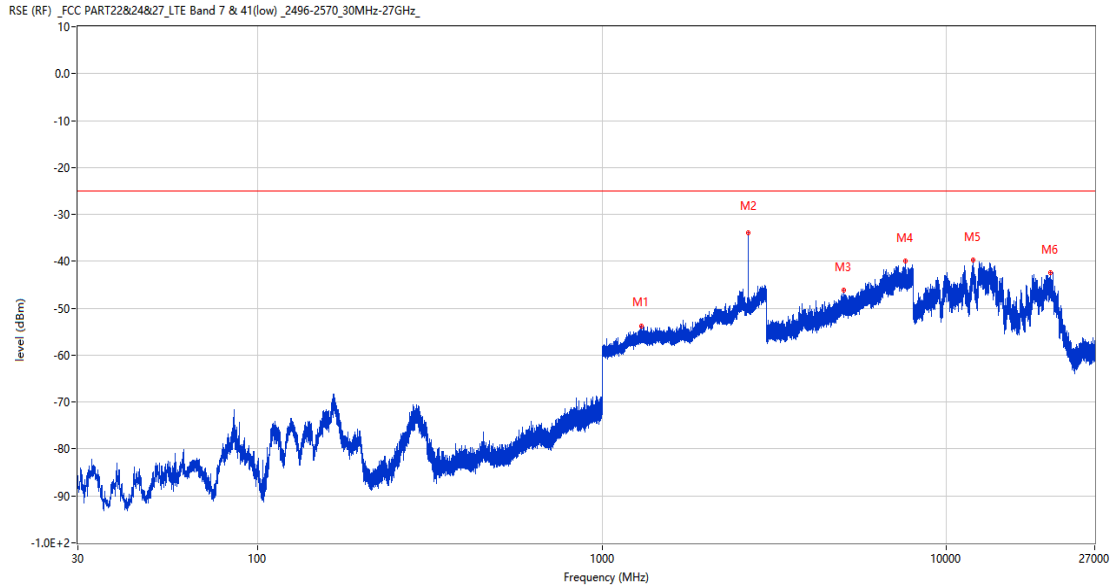


Frequency (MHz)	Result (dBm)	Factor (dB)	PK Limit (dBm)	Margin (dB)	Table (o)	ANT	EUT	Verdict
832.142	-60.24	4.72	-13.0	47.24	63.00	Vertical	Horizontal	N/A
877.877	-42.10	4.07	-13.0	29.10	228.00	Vertical	Horizontal	N/A
2141.900	-54.77	-1.98	-13.0	41.77	112.00	Vertical	Horizontal	Pass
5093.250	-46.74	9.21	-13.0	33.74	343.00	Vertical	Horizontal	Pass
7733.250	-40.17	13.93	-13.0	27.17	360.00	Vertical	Horizontal	Pass
9449.800	-40.46	13.78	-13.0	27.46	192.00	Vertical	Horizontal	Pass

11 LTE Band 7

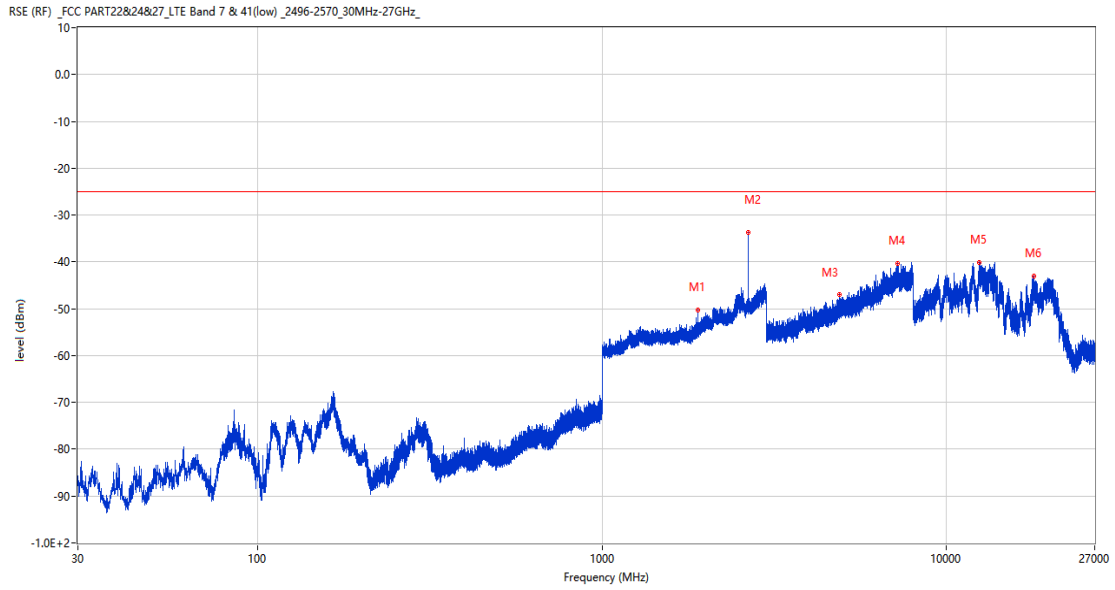
11.1 LTE Band 7 BW5, Middle Channel

RSE-H&H LTE Band 7 BW5 CH21100



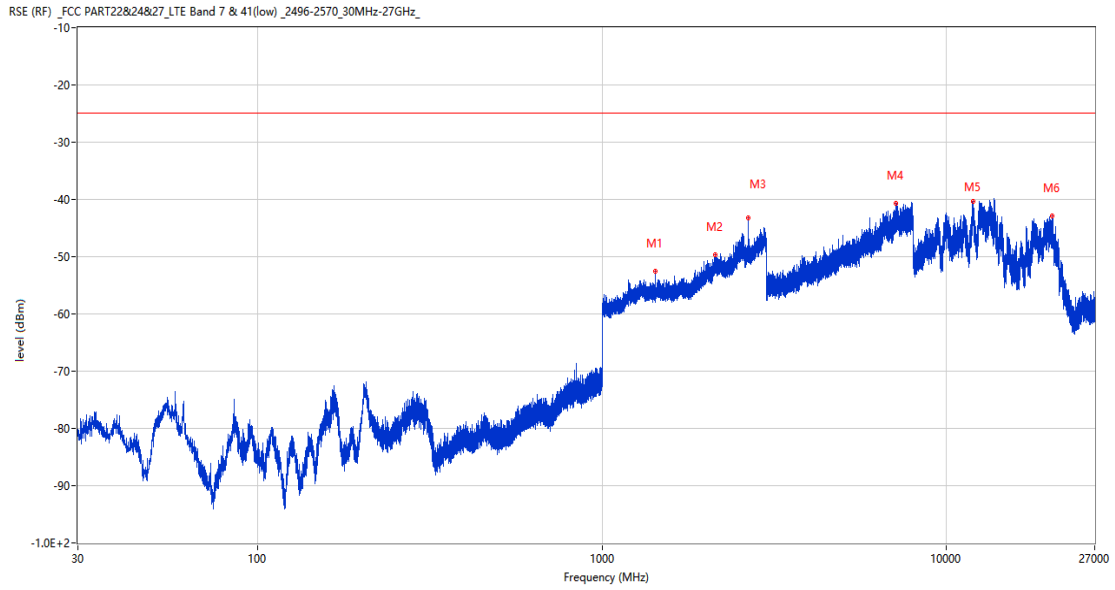
Frequency (MHz)	Result (dBm)	Factor (dB)	PK Limit (dBm)	Margin (dB)	Table (o)	ANT	EUT	Verdict
1304.600	-53.71	-0.81	-25.0	28.71	186.00	Horizontal	Horizontal	Pass
2657.500	-33.99	6.51	-25.0	8.99	239.00	Horizontal	Horizontal	N/A
5028.250	-46.18	8.93	-25.0	21.18	360.00	Horizontal	Horizontal	Pass
7600.000	-39.96	13.72	-25.0	14.96	149.00	Horizontal	Horizontal	Pass
12002.588	-39.80	13.74	-25.0	14.80	23.00	Horizontal	Horizontal	Pass
20032.651	-42.35	12.95	-25.0	17.35	224.00	Horizontal	Horizontal	Pass

RSE-H&V LTE Band 7 BW5 CH21100



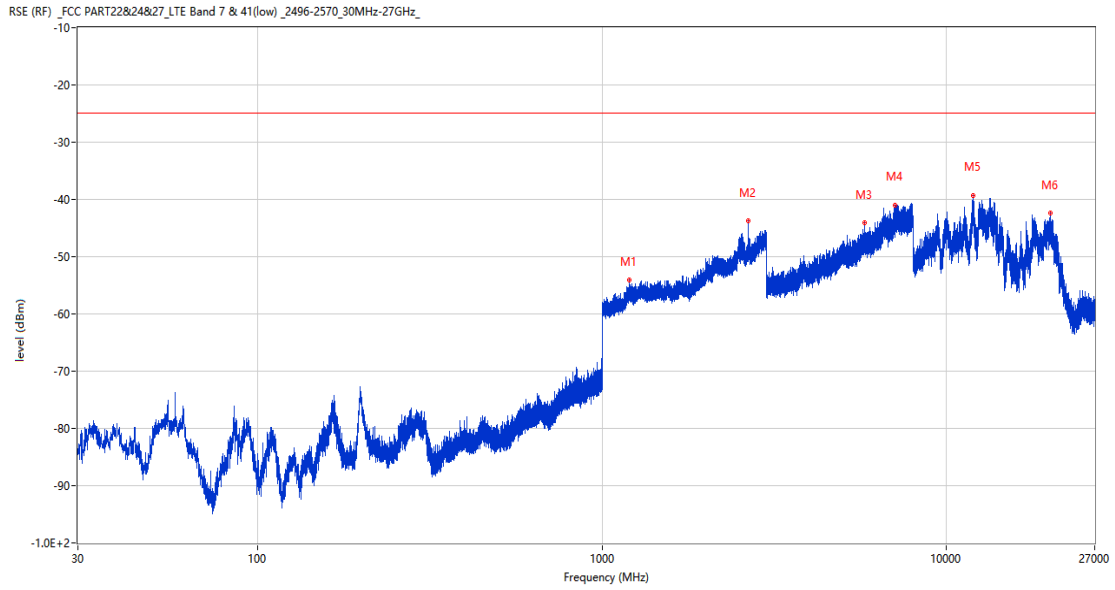
Frequency (MHz)	Result (dBm)	Factor (dB)	PK Limit (dBm)	Margin (dB)	Table (o)	ANT	EUT	Verdict
1900.500	-50.36	0.27	-25.0	25.36	233.00	Horizontal	Vertical	Pass
2657.300	-33.73	6.51	-25.0	8.73	233.00	Horizontal	Vertical	N/A
4908.000	-46.99	8.22	-25.0	21.99	339.00	Horizontal	Vertical	Pass
7236.750	-40.42	14.33	-25.0	15.42	35.00	Horizontal	Vertical	Pass
12458.588	-40.15	14.35	-25.0	15.15	163.00	Horizontal	Vertical	Pass
17948.813	-43.00	14.06	-25.0	18.00	19.00	Horizontal	Vertical	Pass

RSE-V&V LTE Band 7 BW5 CH21100



Frequency (MHz)	Result (dBm)	Factor (dB)	PK Limit (dBm)	Margin (dB)	Table (o)	ANT	EUT	Verdict
1428.400	-52.60	-1.43	-25.0	27.60	225.00	Vertical	Vertical	Pass
2128.800	-49.71	3.21	-25.0	24.71	330.00	Vertical	Vertical	Pass
2655.800	-43.21	6.63	-25.0	18.21	28.00	Vertical	Vertical	N/A
7137.250	-40.68	13.80	-25.0	15.68	315.00	Vertical	Vertical	Pass
11970.288	-40.31	13.93	-25.0	15.31	231.00	Vertical	Vertical	Pass
20348.101	-42.93	12.97	-25.0	17.93	234.00	Vertical	Vertical	Pass

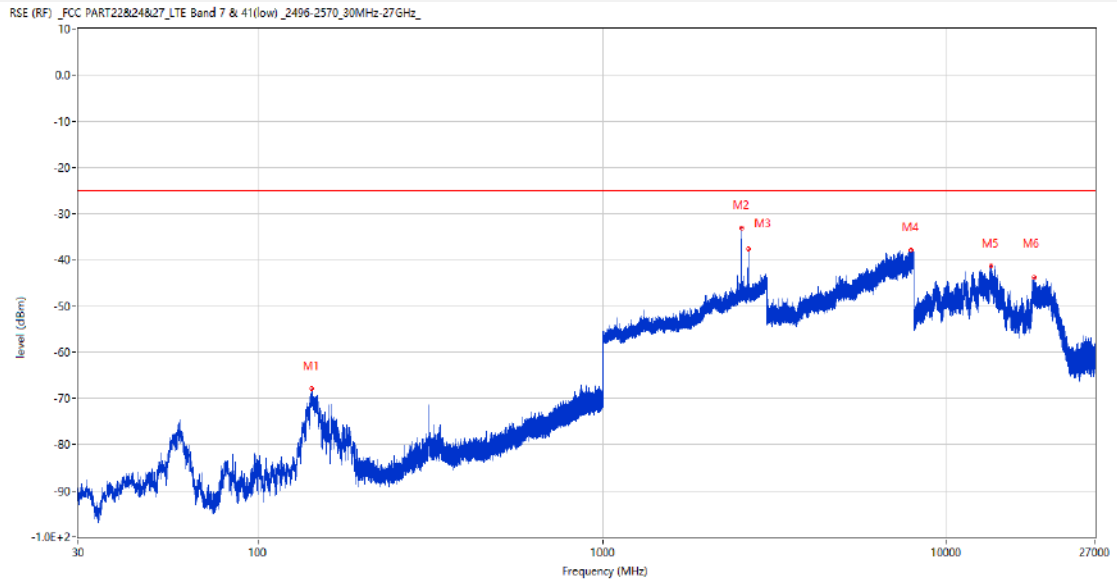
RSE-V&H LTE Band 7 BW5 CH21100



Frequency (MHz)	Result (dBm)	Factor (dB)	PK Limit (dBm)	Margin (dB)	Table (o)	ANT	EUT	Verdict
1198.400	-54.13	-1.18	-25.0	29.13	360.00	Vertical	Horizontal	Pass
2655.800	-43.75	6.63	-25.0	18.75	360.00	Vertical	Horizontal	N/A
5799.000	-44.10	10.05	-25.0	19.10	0.00	Vertical	Horizontal	Pass
7100.750	-41.04	13.53	-25.0	16.04	299.00	Vertical	Horizontal	Pass
11989.526	-39.29	13.86	-25.0	14.29	348.00	Vertical	Horizontal	Pass
20084.400	-42.44	12.96	-25.0	17.44	360.00	Vertical	Horizontal	Pass

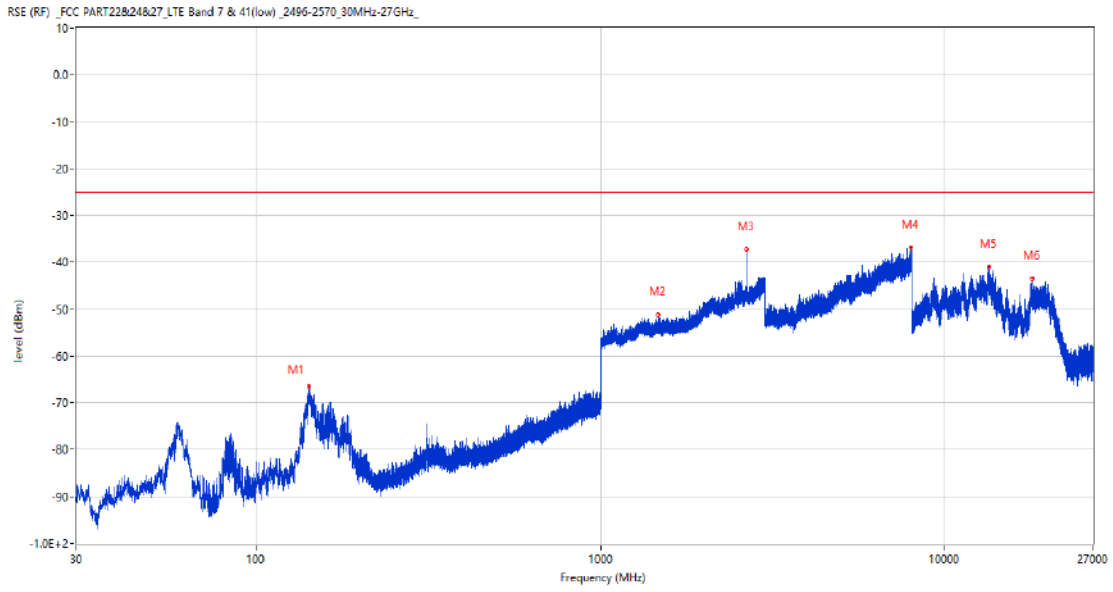
11.2 LTE Band 7 BW10, Middle Channel

RSE-H&H LTE Band 7 BW10 CH21100



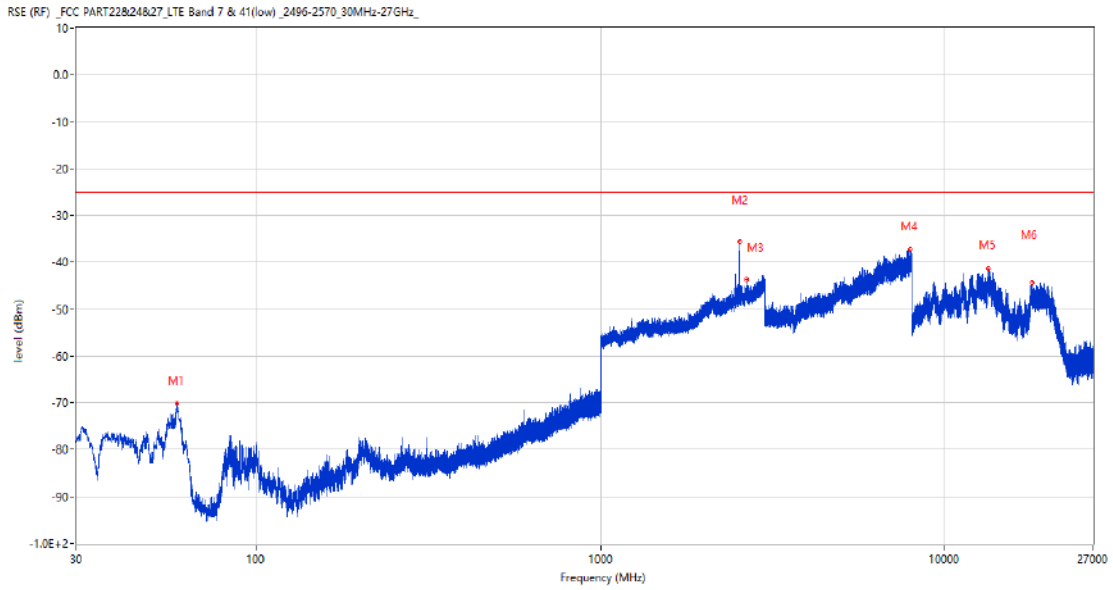
Frequency (MHz)	Result (dBm)	Factor (dB)	PK Limit (dBm)	Margin (dB)	Table (o)	ANT	EUT	Verdict
143.150	-67.90	-20.84	-25.0	42.90	272.00	Horizontal	Horizontal	Pass
2531.400	-33.05	8.85	-25.0	8.05	175.00	Horizontal	Horizontal	N/A
2657.100	-37.57	8.47	-25.0	12.57	230.00	Horizontal	Horizontal	N/A
7879.250	-37.78	17.93	-25.0	12.78	360.00	Horizontal	Horizontal	Pass
13449.825	-41.37	15.91	-25.0	16.37	153.00	Horizontal	Horizontal	Pass
17955.899	-43.83	13.94	-25.0	18.83	1.00	Horizontal	Horizontal	Pass

RSE-H&V LTE Band 7 BW10 CH21100



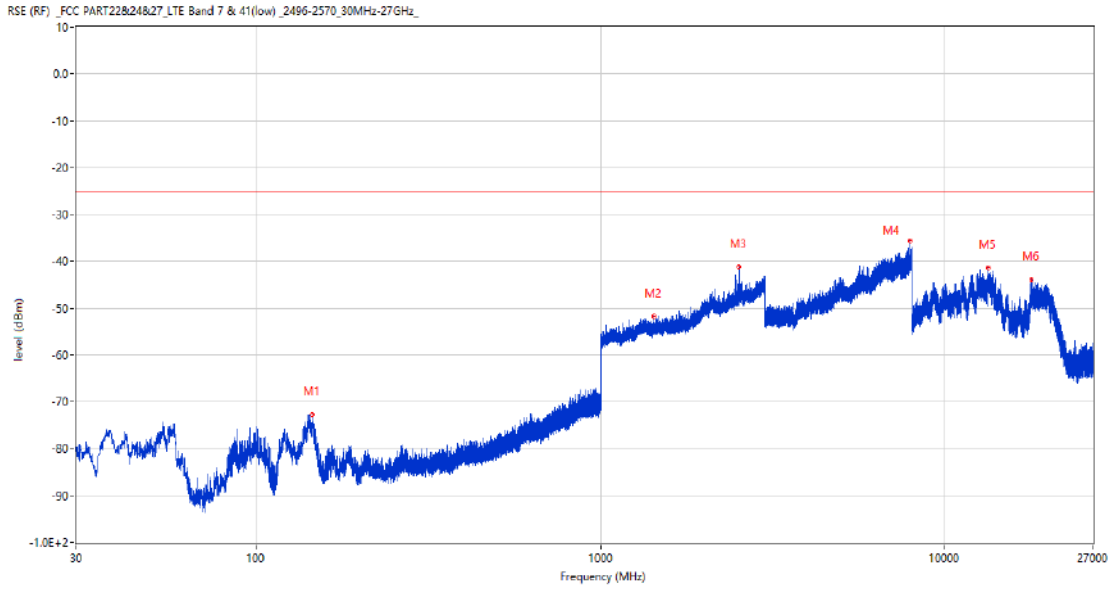
Frequency (MHz)	Result (dBm)	Factor (dB)	PK Limit (dBm)	Margin (dB)	Table (o)	ANT	EUT	Verdict
141.938	-66.40	-20.88	-25.0	41.40	84.00	Horizontal	Vertical	Pass
1468.600	-51.07	0.70	-25.0	26.07	303.00	Horizontal	Vertical	Pass
2656.300	-37.17	8.43	-25.0	12.17	232.00	Horizontal	Vertical	N/A
7974.750	-36.89	18.15	-25.0	11.89	224.00	Horizontal	Vertical	Pass
13414.388	-40.90	16.69	-25.0	15.90	1.00	Horizontal	Vertical	Pass
17941.463	-43.46	13.89	-25.0	18.46	46.00	Horizontal	Vertical	Pass

RSE-V&V LTE Band 7 BW10 CH21100



Frequency (MHz)	Result (dBm)	Factor (dB)	PK Limit (dBm)	Margin (dB)	Table (o)	ANT	EUT	Verdict
58.858	-70.22	-17.52	-25.0	45.22	161.00	Vertical	Vertical	Pass
2531.400	-35.47	8.85	-25.0	10.47	169.00	Vertical	Vertical	N/A
2653.300	-43.56	8.54	-25.0	18.56	342.00	Vertical	Vertical	N/A
7937.250	-37.20	18.96	-25.0	12.20	310.00	Vertical	Vertical	Pass
13349.550	-41.44	16.52	-25.0	16.44	298.00	Vertical	Vertical	Pass
17946.974	-44.38	14.02	-25.0	19.38	360.00	Vertical	Vertical	Pass

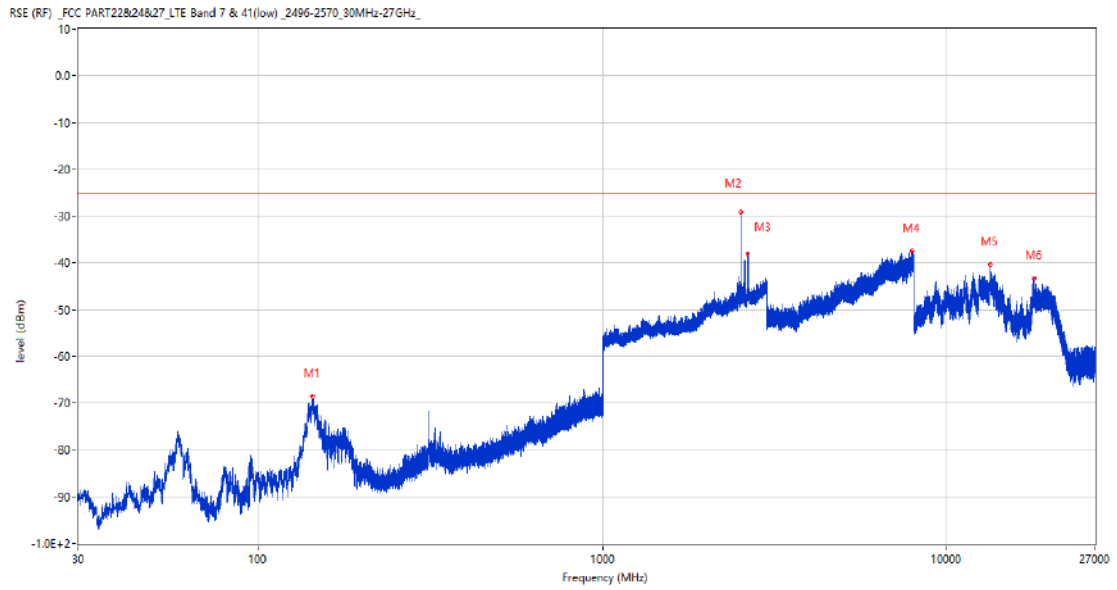
RSE-V&H LTE Band 7 BW10 CH21100



Frequency (MHz)	Result (dBm)	Factor (dB)	PK Limit (dBm)	Margin (dB)	Table (o)	ANT	EUT	Verdict
145.866	-72.67	-20.66	-25.0	47.67	96.00	Vertical	Horizontal	Pass
1426.100	-51.75	0.43	-25.0	26.75	97.00	Vertical	Horizontal	Pass
2531.000	-41.25	8.85	-25.0	16.25	183.00	Vertical	Horizontal	N/A
7939.250	-35.61	18.96	-25.0	10.61	32.00	Vertical	Horizontal	Pass
13405.725	-41.38	16.88	-25.0	16.38	83.00	Vertical	Horizontal	Pass
17825.176	-43.79	12.52	-25.0	18.79	177.00	Vertical	Horizontal	Pass

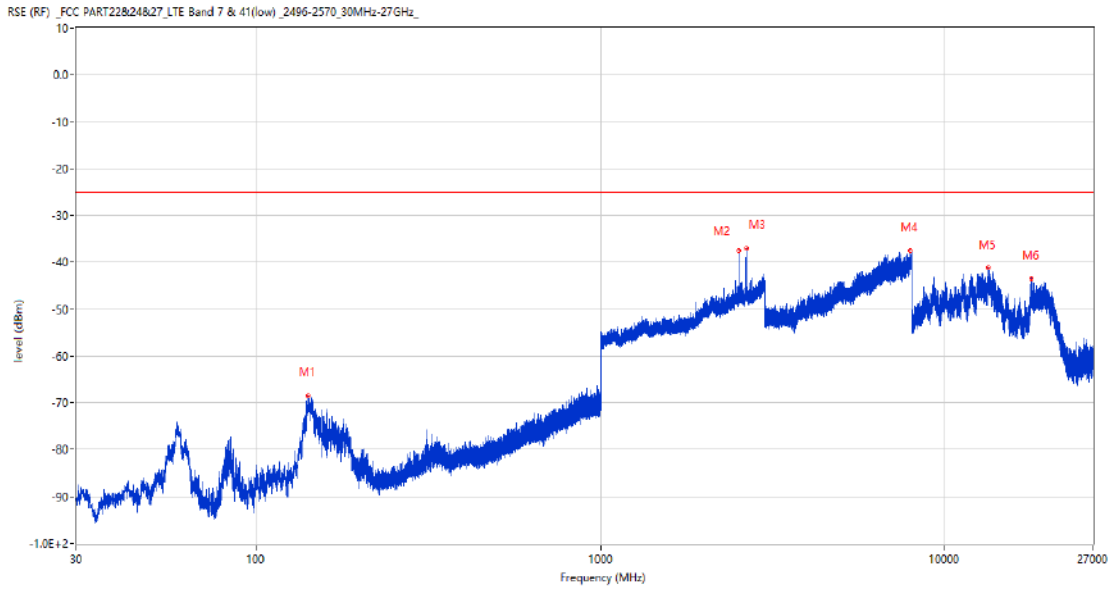
11.3 LTE Band 7 BW15, Middle Channel

RSE-H&H LTE Band 7 BW15 CH21100



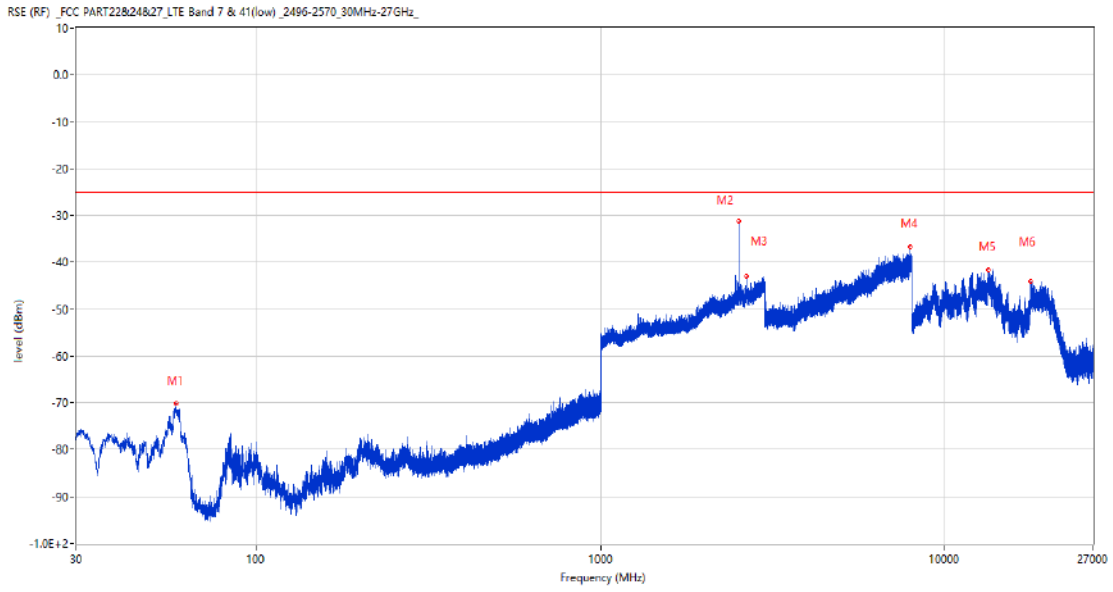
Frequency (MHz)	Result (dBm)	Factor (dB)	PK Limit (dBm)	Margin (dB)	Table (o)	ANT	EUT	Verdict
144.266	-68.57	-20.86	-25.0	43.57	283.00	Horizontal	Horizontal	Pass
2529.300	-29.24	8.85	-25.0	4.24	177.00	Horizontal	Horizontal	N/A
2650.600	-38.10	8.68	-25.0	13.10	238.00	Horizontal	Horizontal	N/A
7932.500	-37.52	18.76	-25.0	12.52	232.00	Horizontal	Horizontal	Pass
13386.825	-40.35	16.89	-25.0	15.35	112.00	Horizontal	Horizontal	Pass
17949.338	-43.19	14.07	-25.0	18.19	20.00	Horizontal	Horizontal	Pass

RSE-H&V LTE Band 7 BW15 CH21100



Frequency (MHz)	Result (dBm)	Factor (dB)	PK Limit (dBm)	Margin (dB)	Table (o)	ANT	EUT	Verdict
141.598	-68.42	-20.93	-25.0	43.42	89.00	Horizontal	Vertical	Pass
2529.200	-37.47	8.85	-25.0	12.47	71.00	Horizontal	Vertical	N/A
2659.700	-37.12	8.59	-25.0	12.12	344.00	Horizontal	Vertical	N/A
7907.000	-37.46	18.02	-25.0	12.46	113.00	Horizontal	Vertical	Pass
13393.651	-41.22	16.95	-25.0	16.22	252.00	Horizontal	Vertical	Pass
17918.626	-43.43	13.34	-25.0	18.43	252.00	Horizontal	Vertical	Pass

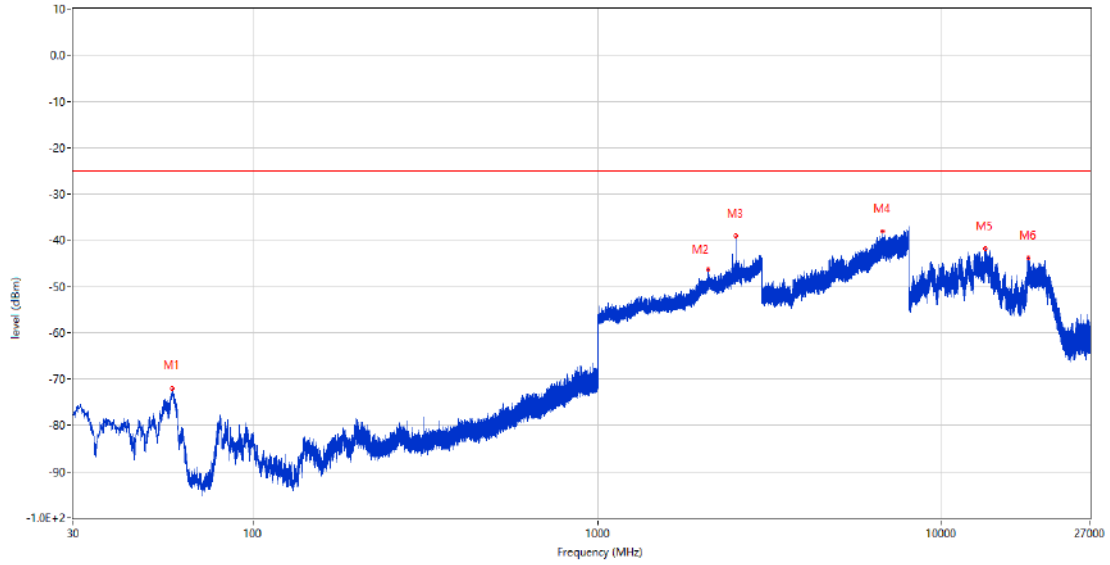
RSE-V&V LTE Band 7 BW15 CH21100



Frequency (MHz)	Result (dBm)	Factor (dB)	PK Limit (dBm)	Margin (dB)	Table (o)	ANT	EUT	Verdict
58.469	-70.26	-17.57	-25.0	45.26	135.00	Vertical	Vertical	Pass
2529.300	-31.33	8.85	-25.0	6.33	158.00	Vertical	Vertical	N/A
2653.000	-43.00	8.55	-25.0	18.00	9.00	Vertical	Vertical	N/A
7933.500	-36.61	18.78	-25.0	11.61	117.00	Vertical	Vertical	Pass
13377.901	-41.60	16.80	-25.0	16.60	181.00	Vertical	Vertical	Pass
17806.012	-44.04	13.04	-25.0	19.04	113.00	Vertical	Vertical	Pass

RSE-V&H LTE Band 7 BW15 CH21100

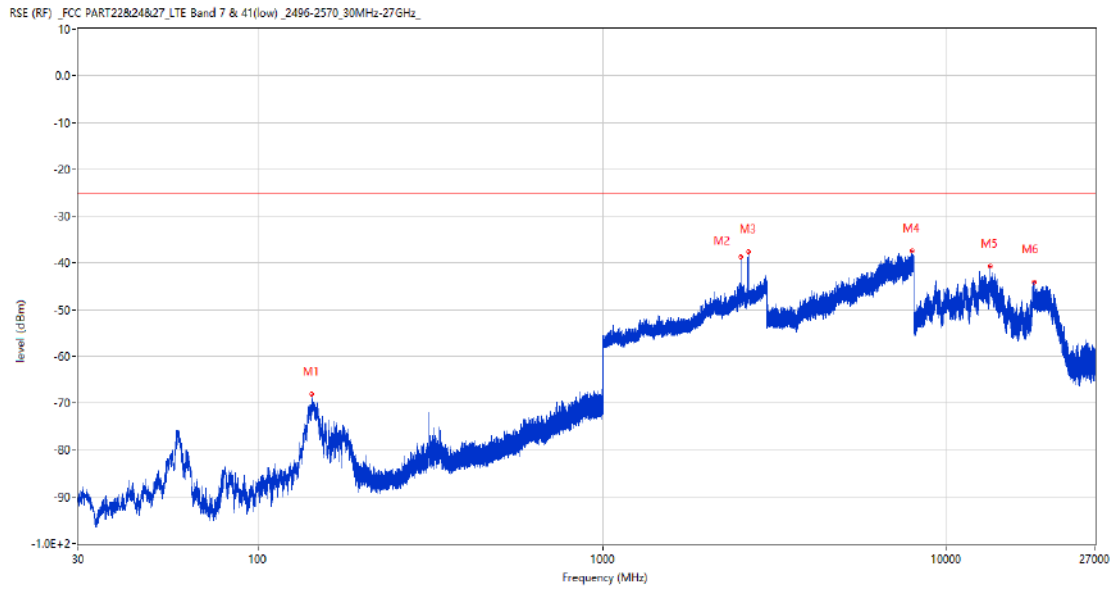
RSE (RF) _FCC PART22&24&27_LTE Band 7 & 41(low)_2496-2570_30MHz-27GHz_



Frequency (MHz)	Result (dBm)	Factor (dB)	PK Limit (dBm)	Margin (dB)	Table (o)	ANT	EUT	Verdict
58.227	-71.93	-17.59	-25.0	46.93	143.00	Vertical	Horizontal	Pass
2095.300	-46.43	5.46	-25.0	21.43	131.00	Vertical	Horizontal	Pass
2529.100	-39.05	8.85	-25.0	14.05	187.00	Vertical	Horizontal	N/A
6750.250	-38.09	15.89	-25.0	13.09	53.00	Vertical	Horizontal	Pass
13373.175	-41.81	16.76	-25.0	16.81	251.00	Vertical	Horizontal	Pass
17909.438	-43.85	13.12	-25.0	18.85	251.00	Vertical	Horizontal	Pass

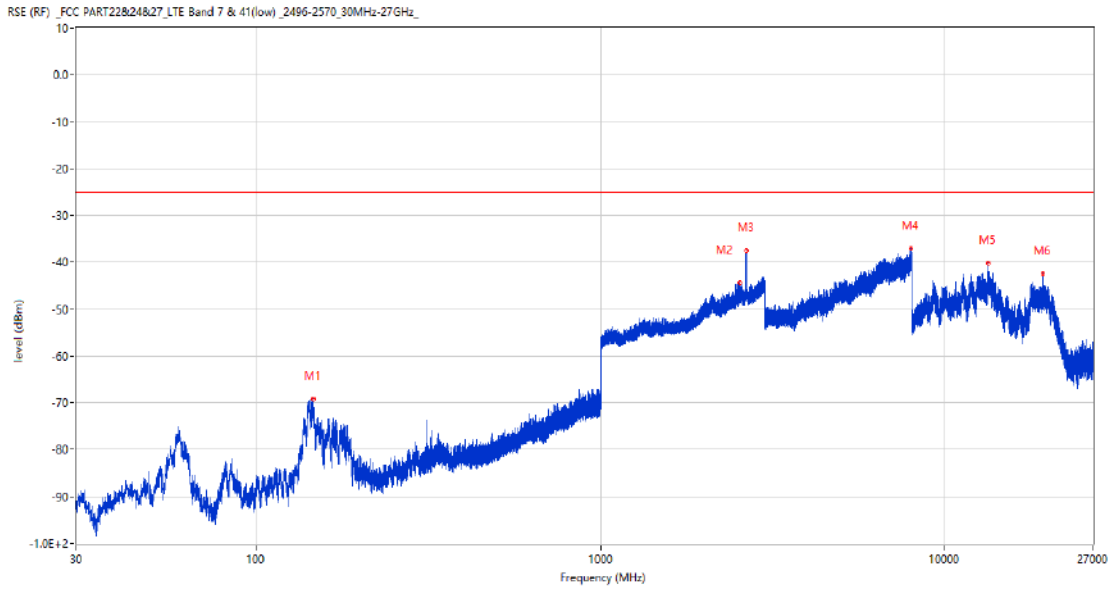
11.4 LTE Band 7 BW20, Middle Channel

RSE-H&H LTE Band 7 BW20 CH21100



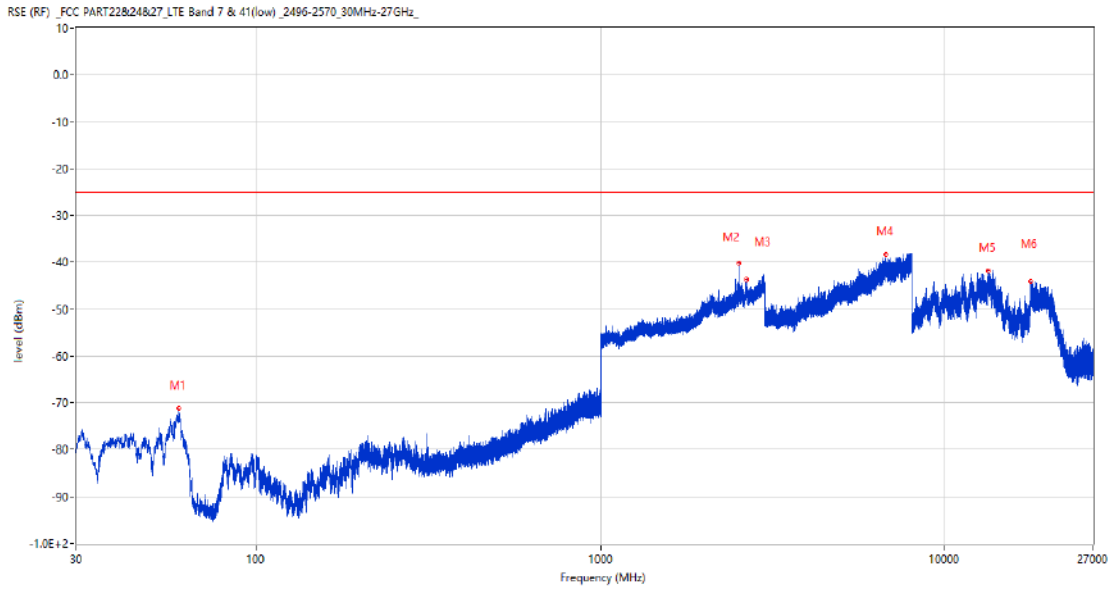
Frequency (MHz)	Result (dBm)	Factor (dB)	PK Limit (dBm)	Margin (dB)	Table (o)	ANT	EUT	Verdict
143.199	-68.07	-20.84	-25.0	43.07	290.00	Horizontal	Horizontal	Pass
2526.900	-38.66	8.86	-25.0	13.66	176.00	Horizontal	Horizontal	N/A
2657.500	-37.61	8.47	-25.0	12.61	232.00	Horizontal	Horizontal	N/A
7933.000	-37.44	18.73	-25.0	12.44	233.00	Horizontal	Horizontal	Pass
13366.088	-40.76	16.69	-25.0	15.76	1.00	Horizontal	Horizontal	Pass
17997.113	-44.03	12.92	-25.0	19.03	134.00	Horizontal	Horizontal	Pass

RSE-H&V LTE Band 7 BW20 CH21100



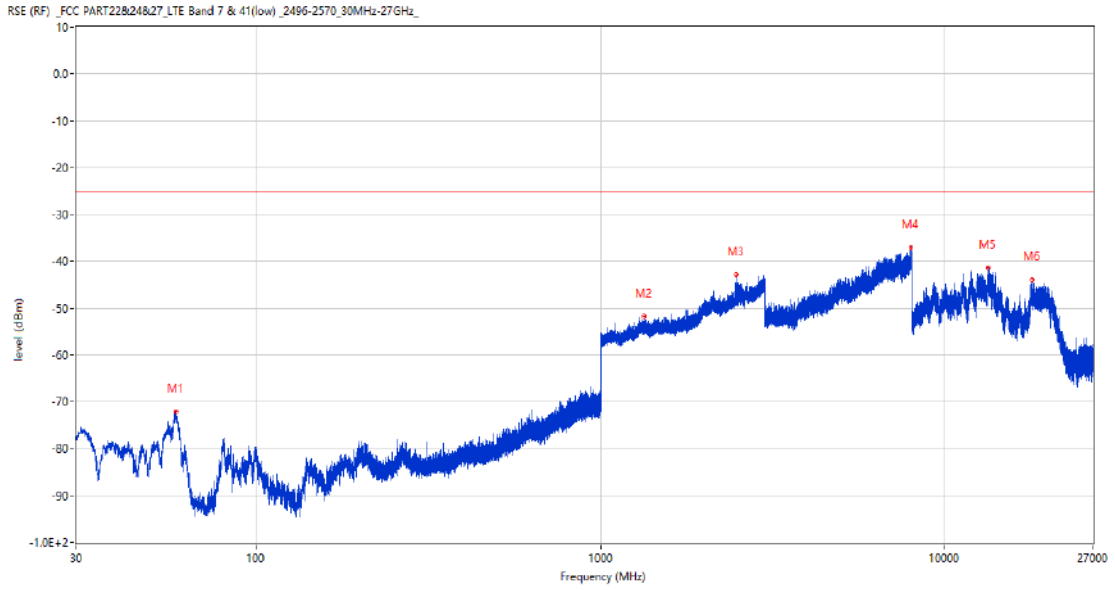
Frequency (MHz)	Result (dBm)	Factor (dB)	PK Limit (dBm)	Margin (dB)	Table (o)	ANT	EUT	Verdict
146.352	-69.23	-20.64	-25.0	44.23	95.00	Horizontal	Vertical	Pass
2545.600	-44.20	8.81	-25.0	19.20	3.00	Horizontal	Vertical	N/A
2652.000	-37.46	8.68	-25.0	12.46	231.00	Horizontal	Vertical	N/A
7993.250	-37.02	18.57	-25.0	12.02	14.00	Horizontal	Vertical	Pass
13397.325	-40.23	16.98	-25.0	15.23	2.00	Horizontal	Vertical	Pass
19290.599	-42.47	12.92	-25.0	17.47	275.00	Horizontal	Vertical	Pass

RSE-V&V LTE Band 7 BW20 CH21100



Frequency (MHz)	Result (dBm)	Factor (dB)	PK Limit (dBm)	Margin (dB)	Table (o)	ANT	EUT	Verdict
59.440	-71.14	-17.36	-25.0	46.14	192.00	Vertical	Vertical	Pass
2527.100	-40.12	8.86	-25.0	15.12	162.00	Vertical	Vertical	N/A
2651.500	-43.69	8.70	-25.0	18.69	162.00	Vertical	Vertical	N/A
6735.750	-38.20	16.17	-25.0	13.20	331.00	Vertical	Vertical	Pass
13389.450	-41.89	16.91	-25.0	16.89	270.00	Vertical	Vertical	Pass
17800.761	-44.02	13.18	-25.0	19.02	35.00	Vertical	Vertical	Pass

RSE-V&H LTE Band 7 BW20 CH21100

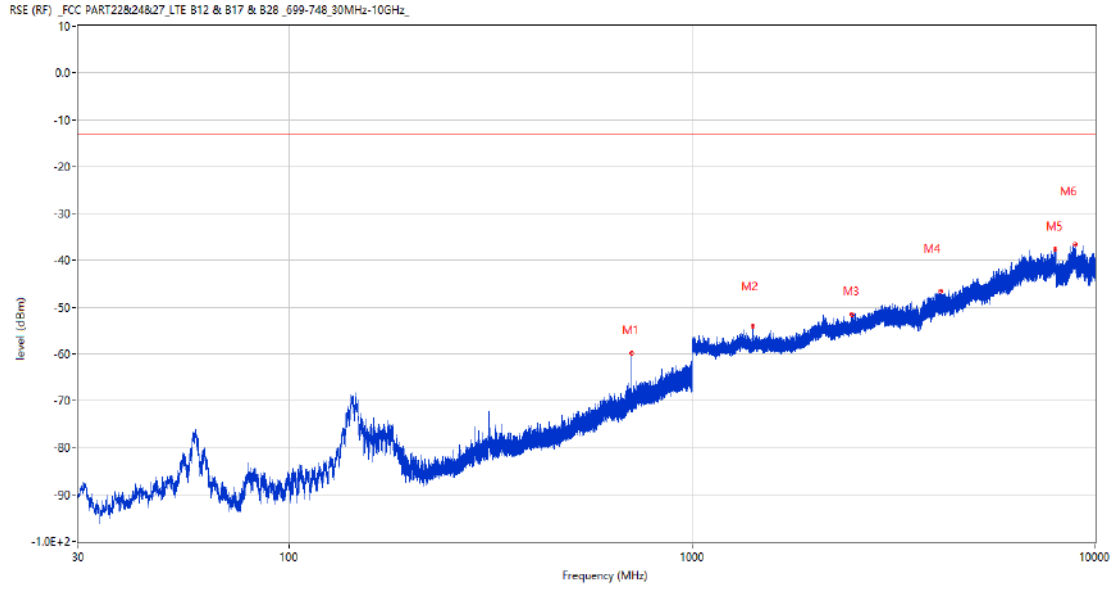


Frequency (MHz)	Result (dBm)	Factor (dB)	PK Limit (dBm)	Margin (dB)	Table (o)	ANT	EUT	Verdict
58.373	-72.09	-17.57	-25.0	47.09	147.00	Vertical	Horizontal	Pass
1342.700	-51.77	0.76	-25.0	26.77	89.00	Vertical	Horizontal	Pass
2480.800	-42.92	7.52	-25.0	17.92	83.00	Vertical	Horizontal	Pass
7985.000	-37.09	18.17	-25.0	12.09	160.00	Vertical	Horizontal	Pass
13370.550	-41.44	16.73	-25.0	16.44	228.00	Vertical	Horizontal	Pass
17937.525	-43.93	13.79	-25.0	18.93	297.00	Vertical	Horizontal	Pass

12 LTE Band 12

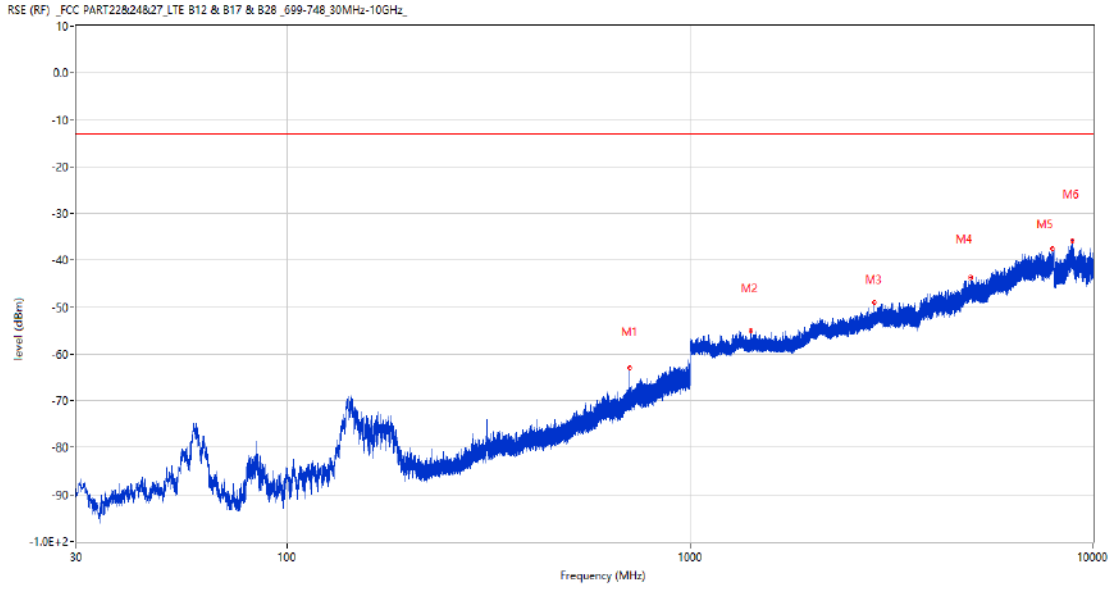
12.1 LTE Band 12 BW1.4, Middle Channel

RSE-H&H LTE Band 12 BW1.4 CH23095



Frequency (MHz)	Result (dBm)	Factor (dB)	PK Limit (dBm)	Margin (dB)	Table (o)	ANT	EUT	Verdict
707.109	-59.82	3.37	-13.0	46.82	277.00	Horizontal	Horizontal	N/A
1415.000	-54.03	-3.37	-13.0	41.03	319.00	Horizontal	Horizontal	Pass
2487.300	-51.62	1.73	-13.0	38.62	151.00	Horizontal	Horizontal	Pass
4137.750	-46.58	9.46	-13.0	33.58	252.00	Horizontal	Horizontal	Pass
7951.250	-37.72	18.57	-13.0	24.72	284.00	Horizontal	Horizontal	Pass
8901.800	-36.62	19.74	-13.0	23.62	151.00	Horizontal	Horizontal	Pass

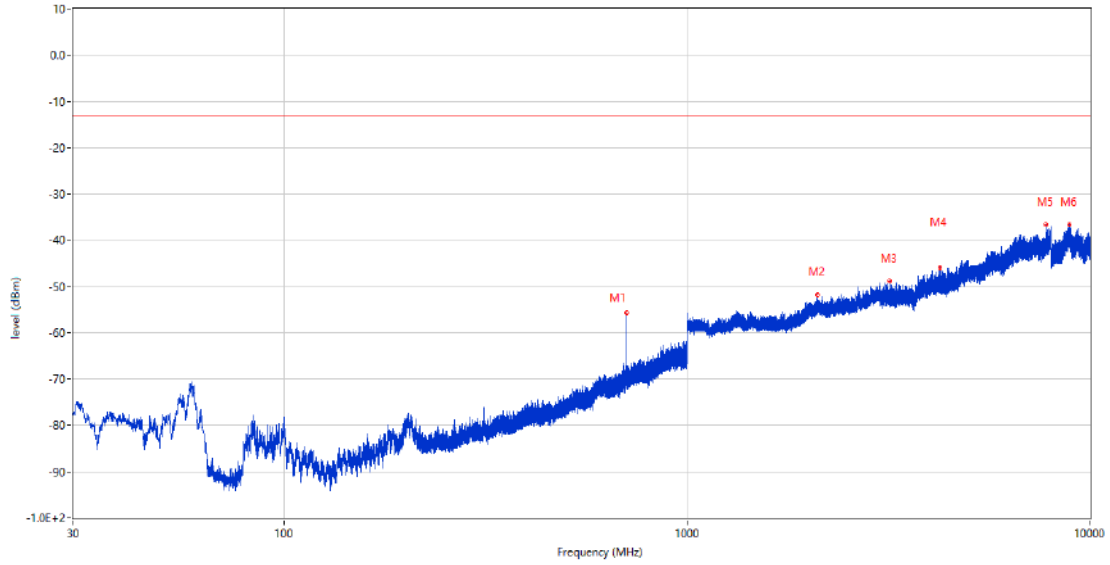
RSE-H&V LTE Band 12 BW1.4 CH23095



Frequency (MHz)	Result (dBm)	Factor (dB)	PK Limit (dBm)	Margin (dB)	Table (o)	ANT	EUT	Verdict
707.109	-62.82	3.37	-13.0	49.82	118.00	Horizontal	Vertical	N/A
1415.000	-55.08	-3.37	-13.0	42.08	236.00	Horizontal	Vertical	Pass
2858.100	-49.04	3.43	-13.0	36.04	33.00	Horizontal	Vertical	Pass
4975.250	-43.58	13.45	-13.0	30.58	166.00	Horizontal	Vertical	Pass
7906.500	-37.49	17.97	-13.0	24.49	150.00	Horizontal	Vertical	Pass
8865.000	-35.80	20.18	-13.0	22.80	17.00	Horizontal	Vertical	Pass

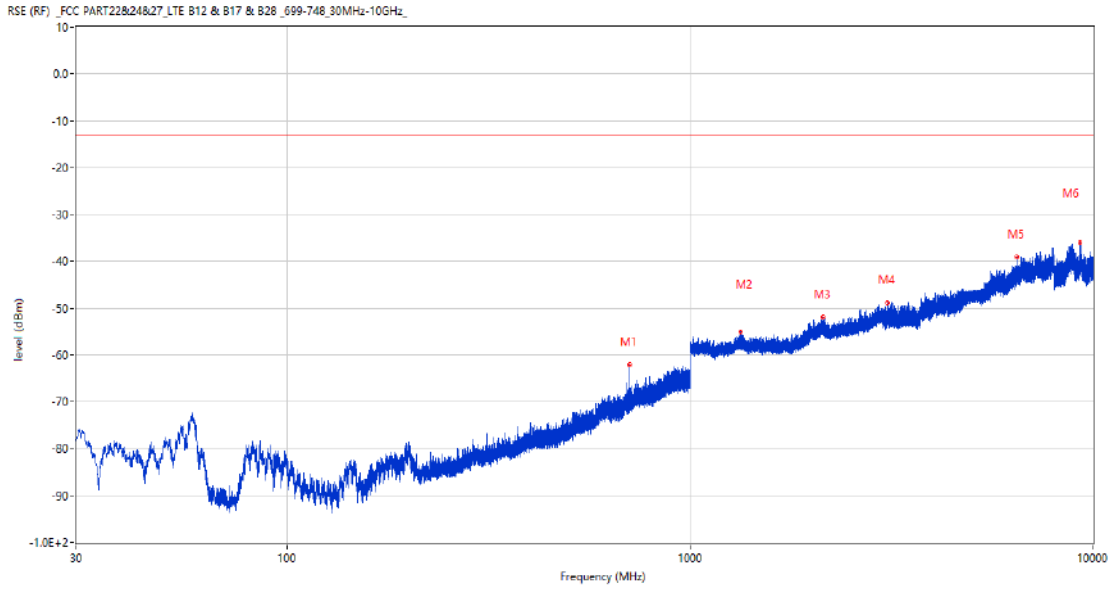
RSE-V&V LTE Band 12 BW1.4 CH23095

RSE (RF) _FCC PART22&24&27_LTE B12 & B17 & B28 _699-748_30MHz-10GHz_



Frequency (MHz)	Result (dBm)	Factor (dB)	PK Limit (dBm)	Margin (dB)	Table (o)	ANT	EUT	Verdict
707.109	-55.75	3.37	-13.0	42.75	94.00	Vertical	Vertical	N/A
2103.800	-51.76	0.15	-13.0	38.76	152.00	Vertical	Vertical	Pass
3174.000	-48.90	7.02	-13.0	35.90	236.00	Vertical	Vertical	Pass
4231.500	-45.84	10.50	-13.0	32.84	350.00	Vertical	Vertical	Pass
7778.750	-36.69	18.14	-13.0	23.69	202.00	Vertical	Vertical	Pass
8856.600	-36.66	20.28	-13.0	23.66	360.00	Vertical	Vertical	Pass

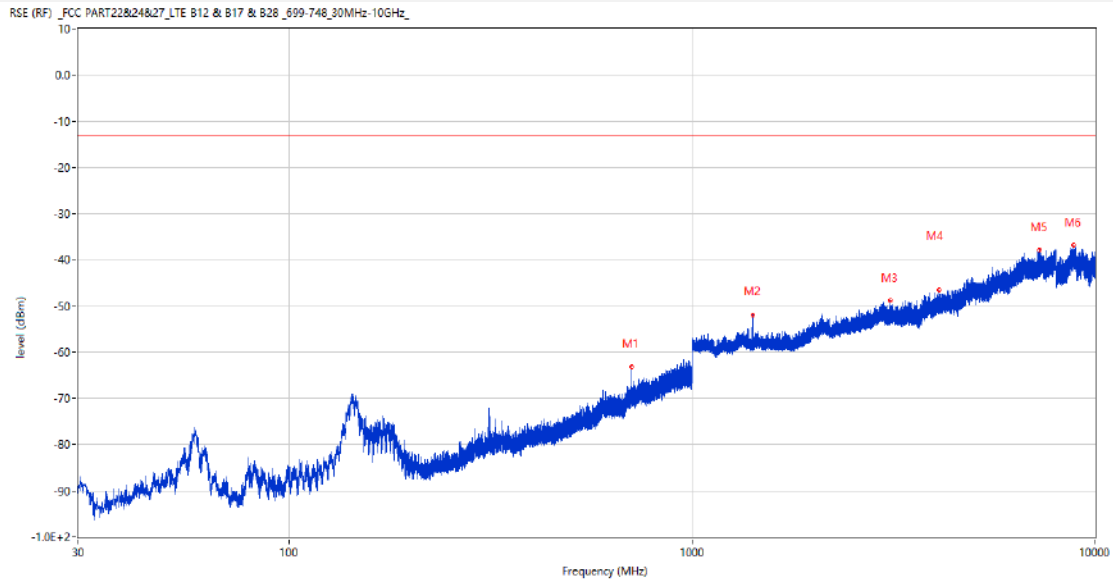
RSE-V&H LTE Band 12 BW1.4 CH23095



Frequency (MHz)	Result (dBm)	Factor (dB)	PK Limit (dBm)	Margin (dB)	Table (o)	ANT	EUT	Verdict
707.109	-62.06	3.37	-13.0	49.06	92.00	Vertical	Horizontal	N/A
1336.200	-55.11	-2.55	-13.0	42.11	122.00	Vertical	Horizontal	Pass
2142.200	-51.89	-0.16	-13.0	38.89	360.00	Vertical	Horizontal	Pass
3083.250	-48.78	6.94	-13.0	35.78	20.00	Vertical	Horizontal	Pass
6457.500	-39.03	16.74	-13.0	26.03	152.00	Vertical	Horizontal	Pass
9297.901	-36.09	19.74	-13.0	23.09	360.00	Vertical	Horizontal	Pass

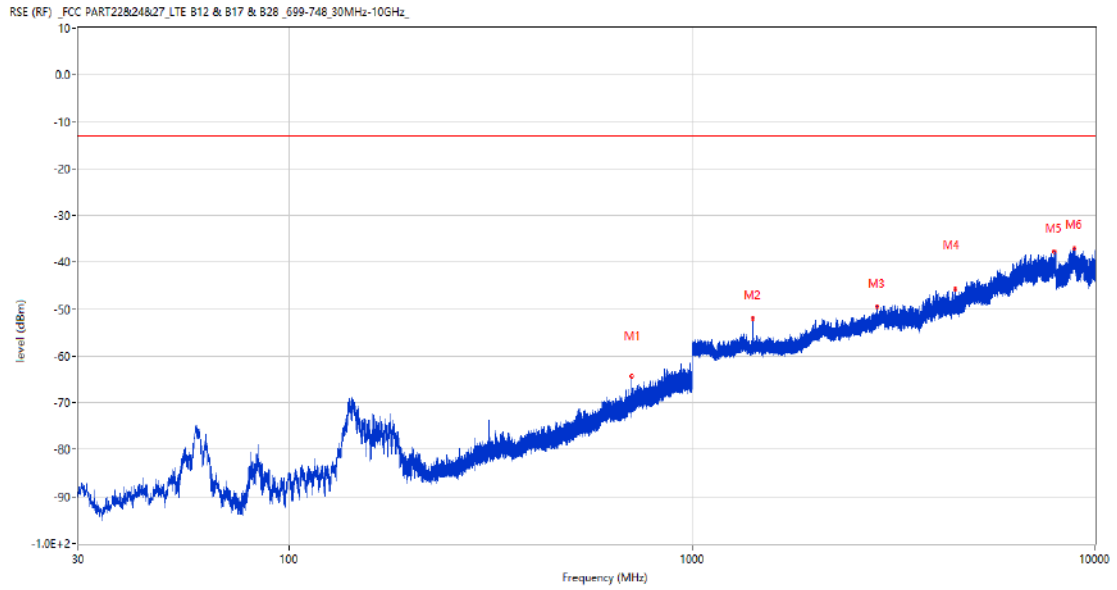
12.2 LTE Band 12 BW3, Middle Channel

RSE-H&H LTE Band 12 BW3 CH23095



Frequency (MHz)	Result (dBm)	Factor (dB)	PK Limit (dBm)	Margin (dB)	Table (o)	ANT	EUT	Verdict
706.333	-63.12	3.35	-13.0	50.12	270.00	Horizontal	Horizontal	N/A
1413.400	-51.86	-3.44	-13.0	38.86	360.00	Horizontal	Horizontal	Pass
3094.250	-48.81	6.59	-13.0	35.81	334.00	Horizontal	Horizontal	Pass
4099.500	-46.59	10.00	-13.0	33.59	317.00	Horizontal	Horizontal	Pass
7273.750	-37.90	17.13	-13.0	24.90	4.00	Horizontal	Horizontal	Pass
8840.100	-36.86	20.20	-13.0	23.86	264.00	Horizontal	Horizontal	Pass

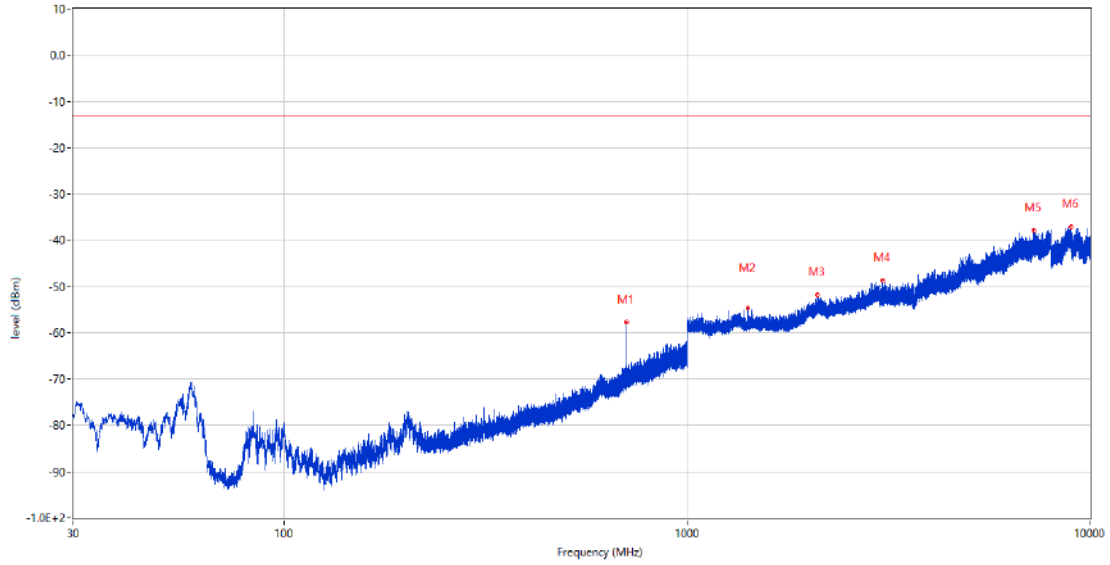
RSE-H&V LTE Band 12 BW3 CH23095



Frequency (MHz)	Result (dBm)	Factor (dB)	PK Limit (dBm)	Margin (dB)	Table (o)	ANT	EUT	Verdict
706.333	-64.29	3.35	-13.0	51.29	120.00	Horizontal	Vertical	N/A
1413.500	-51.97	-3.44	-13.0	38.97	170.00	Horizontal	Vertical	Pass
2874.300	-49.46	4.16	-13.0	36.46	58.00	Horizontal	Vertical	Pass
4509.000	-45.80	11.69	-13.0	32.80	302.00	Horizontal	Vertical	Pass
7914.000	-37.71	18.13	-13.0	24.71	268.00	Horizontal	Vertical	Pass
8856.300	-36.93	20.28	-13.0	23.93	360.00	Horizontal	Vertical	Pass

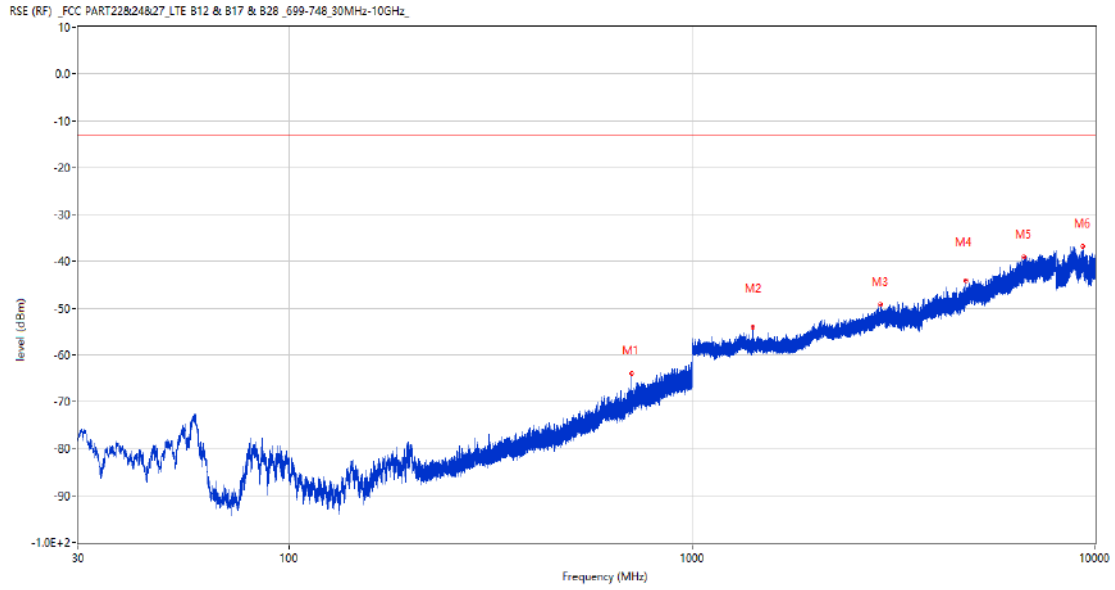
RSE-V&V LTE Band 12 BW3 CH23095

RSE (RF) _FCC PART22&24&27_LTE B12 & B17 & B26 _699-748_30MHz-10GHz_



Frequency (MHz)	Result (dBm)	Factor (dB)	PK Limit (dBm)	Margin (dB)	Table (o)	ANT	EUT	Verdict
706.284	-57.74	3.35	-13.0	44.74	97.00	Vertical	Vertical	N/A
1413.300	-54.60	-3.44	-13.0	41.60	298.00	Vertical	Vertical	Pass
2108.700	-51.66	0.31	-13.0	38.66	40.00	Vertical	Vertical	Pass
3051.000	-48.67	6.80	-13.0	35.67	72.00	Vertical	Vertical	Pass
7229.500	-37.94	16.96	-13.0	24.94	218.00	Vertical	Vertical	Pass
8954.900	-37.02	19.29	-13.0	24.02	265.00	Vertical	Vertical	Pass

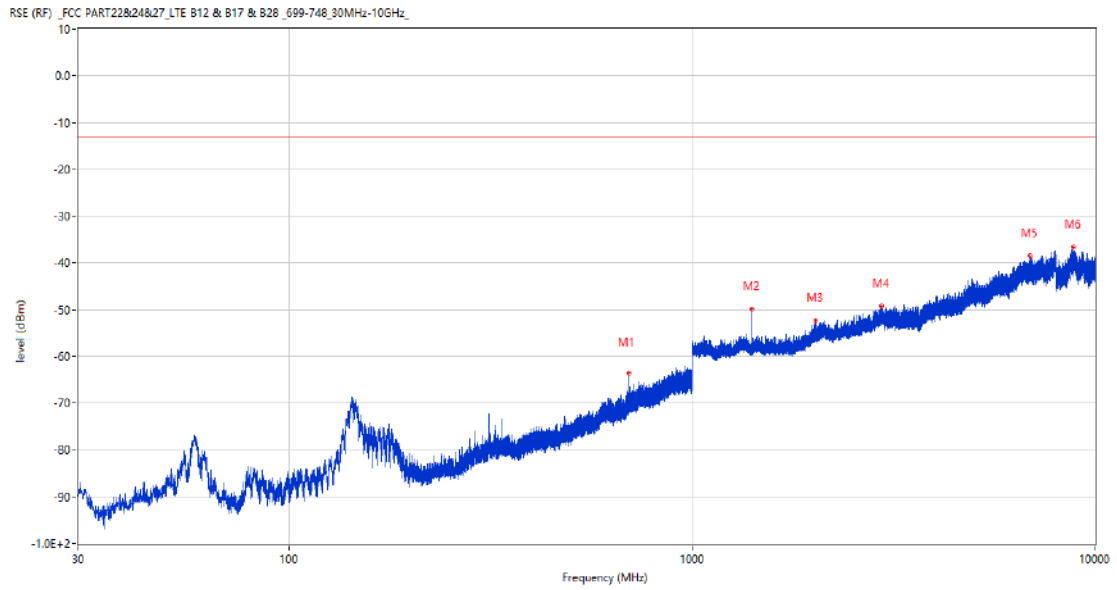
RSE-V&H LTE Band 12 BW3 CH23095



Frequency (MHz)	Result (dBm)	Factor (dB)	PK Limit (dBm)	Margin (dB)	Table (o)	ANT	EUT	Verdict
706.284	-63.88	3.35	-13.0	50.88	89.00	Vertical	Horizontal	N/A
1413.600	-53.93	-3.44	-13.0	40.93	164.00	Vertical	Horizontal	Pass
2939.400	-49.32	4.15	-13.0	36.32	77.00	Vertical	Horizontal	Pass
4779.750	-44.09	12.68	-13.0	31.09	360.00	Vertical	Horizontal	Pass
6666.500	-39.06	16.50	-13.0	26.06	360.00	Vertical	Horizontal	Pass
9335.200	-36.75	19.32	-13.0	23.75	181.00	Vertical	Horizontal	Pass

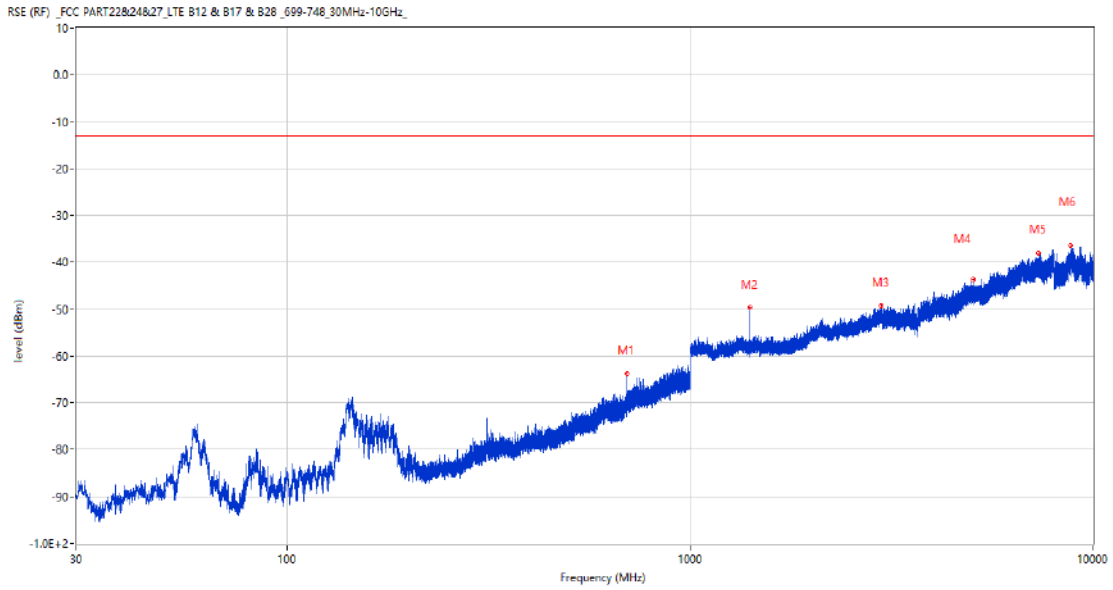
12.3 LTE Band 12 BW5, Middle Channel

RSE-H&H LTE Band 12 BW5 CH23095



Frequency (MHz)	Result (dBm)	Factor (dB)	PK Limit (dBm)	Margin (dB)	Table (o)	ANT	EUT	Verdict
696.584	-63.54	3.09	-13.0	50.54	170.00	Horizontal	Horizontal	N/A
1411.700	-49.96	-3.36	-13.0	36.96	0.00	Horizontal	Horizontal	Pass
2026.200	-52.43	-1.09	-13.0	39.43	289.00	Horizontal	Horizontal	Pass
2957.700	-49.33	4.66	-13.0	36.33	251.00	Horizontal	Horizontal	Pass
6900.750	-38.50	16.13	-13.0	25.50	134.00	Horizontal	Horizontal	Pass
8849.500	-36.54	20.35	-13.0	23.54	83.00	Horizontal	Horizontal	Pass

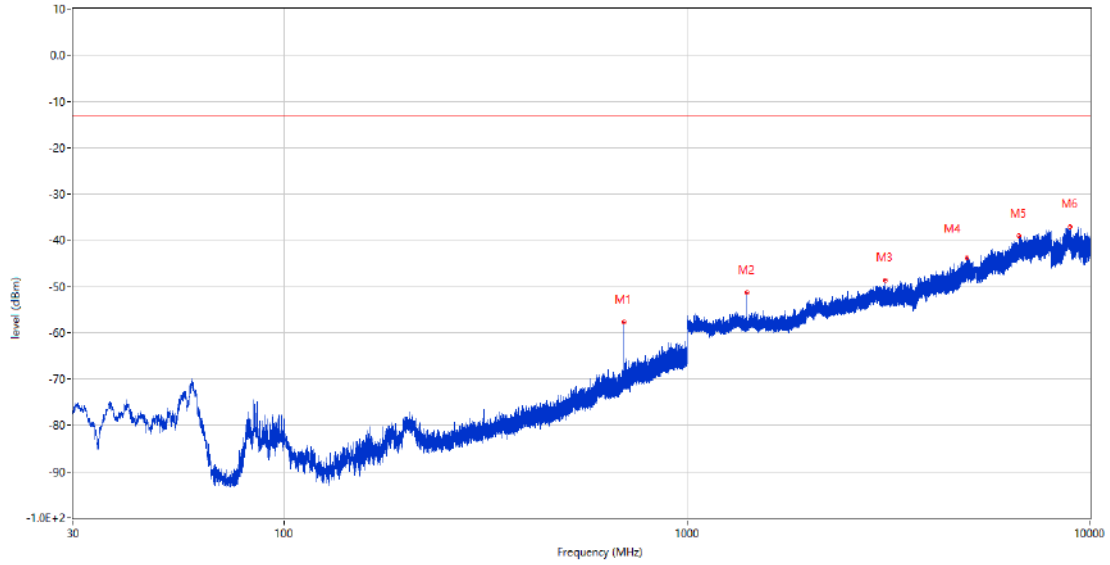
RSE-H&V LTE Band 12 BW5 CH23095



Frequency (MHz)	Result (dBm)	Factor (dB)	PK Limit (dBm)	Margin (dB)	Table (o)	ANT	EUT	Verdict
696.681	-63.71	3.10	-13.0	50.71	325.00	Horizontal	Vertical	N/A
1411.600	-49.71	-3.37	-13.0	36.71	171.00	Horizontal	Vertical	Pass
2979.600	-49.26	4.82	-13.0	36.26	0.00	Horizontal	Vertical	Pass
5043.000	-43.72	12.07	-13.0	30.72	3.00	Horizontal	Vertical	Pass
7320.500	-38.15	17.18	-13.0	25.15	154.00	Horizontal	Vertical	Pass
8802.600	-36.31	19.58	-13.0	23.31	309.00	Horizontal	Vertical	Pass

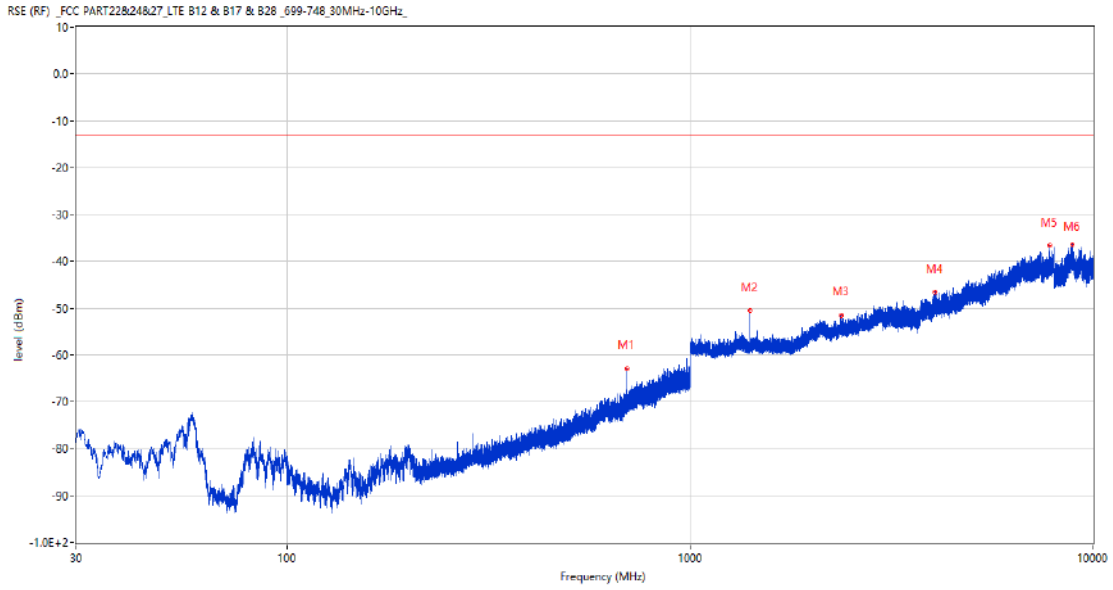
RSE-V&V LTE Band 12 BW5 CH23095

RSE (RF) _FCC PART22&24&27_LTE B12 & B17 & B26 _699-748_30MHz-10GHz_



Frequency (MHz)	Result (dBm)	Factor (dB)	PK Limit (dBm)	Margin (dB)	Table (o)	ANT	EUT	Verdict
696.681	-57.83	3.10	-13.0	44.83	359.00	Vertical	Vertical	N/A
1411.400	-51.33	-3.39	-13.0	38.33	102.00	Vertical	Vertical	Pass
3099.500	-48.63	6.34	-13.0	35.63	154.00	Vertical	Vertical	Pass
4932.250	-43.96	12.85	-13.0	30.96	4.00	Vertical	Vertical	Pass
6667.500	-39.13	16.45	-13.0	26.13	136.00	Vertical	Vertical	Pass
8930.201	-36.97	19.56	-13.0	23.97	360.00	Vertical	Vertical	Pass

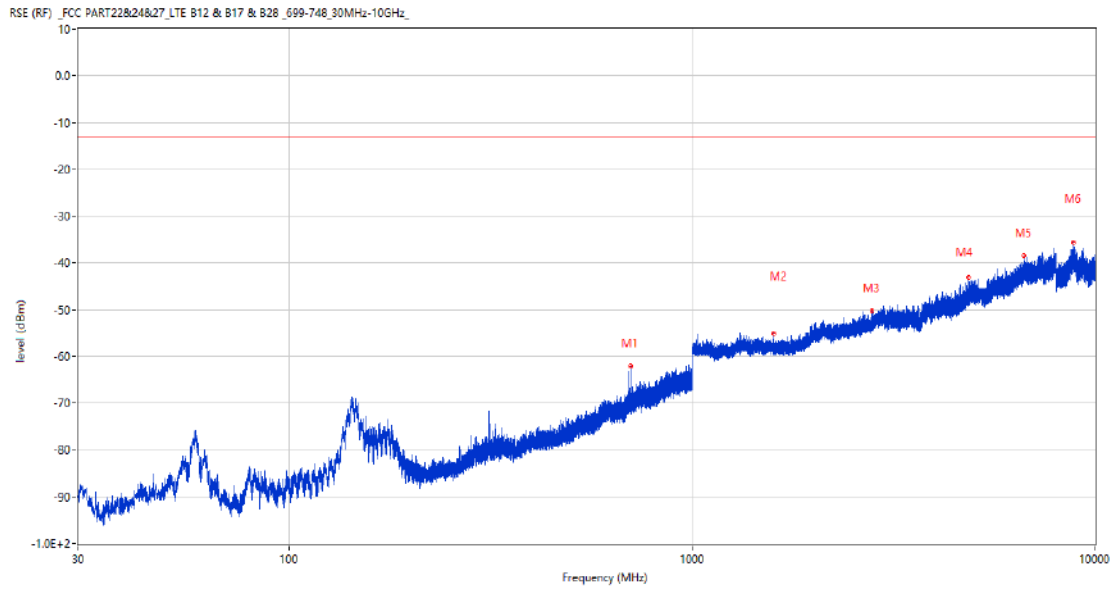
RSE-V&H LTE Band 12 BW5 CH23095



Frequency (MHz)	Result (dBm)	Factor (dB)	PK Limit (dBm)	Margin (dB)	Table (o)	ANT	EUT	Verdict
696.778	-62.84	3.10	-13.0	49.84	104.00	Vertical	Horizontal	N/A
1411.400	-50.48	-3.39	-13.0	37.48	158.00	Vertical	Horizontal	Pass
2378.000	-51.44	0.86	-13.0	38.44	195.00	Vertical	Horizontal	Pass
4059.750	-46.57	10.82	-13.0	33.57	360.00	Vertical	Horizontal	Pass
7789.000	-36.59	18.29	-13.0	23.59	70.00	Vertical	Horizontal	Pass
8873.000	-36.35	20.08	-13.0	23.35	60.00	Vertical	Horizontal	Pass

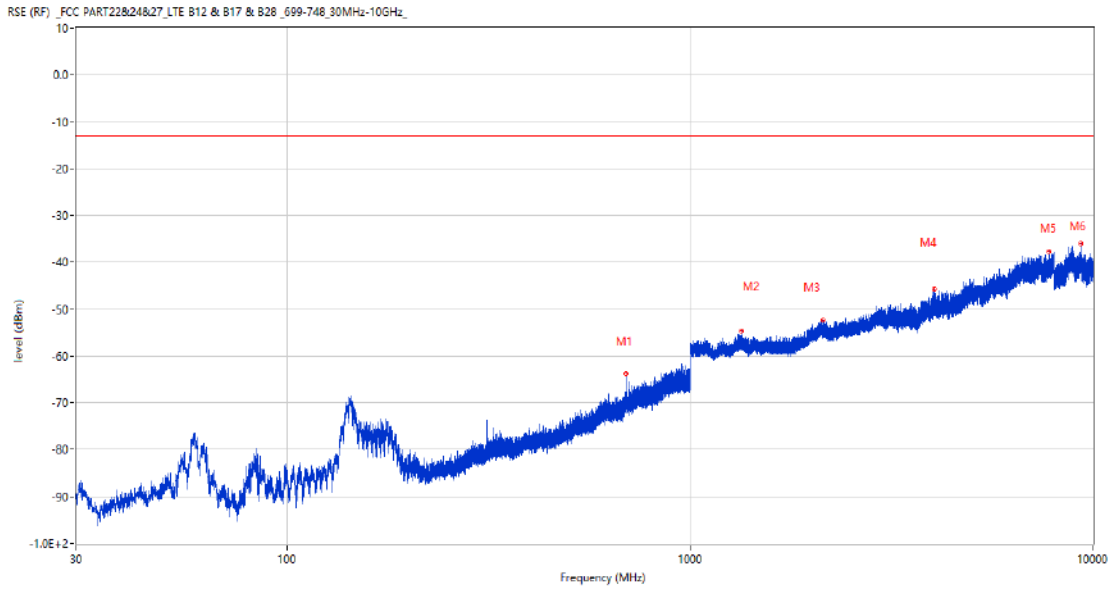
12.4 LTE Band 12 BW10, Middle Channel

RSE-H&H LTE Band 12 BW10 CH23095



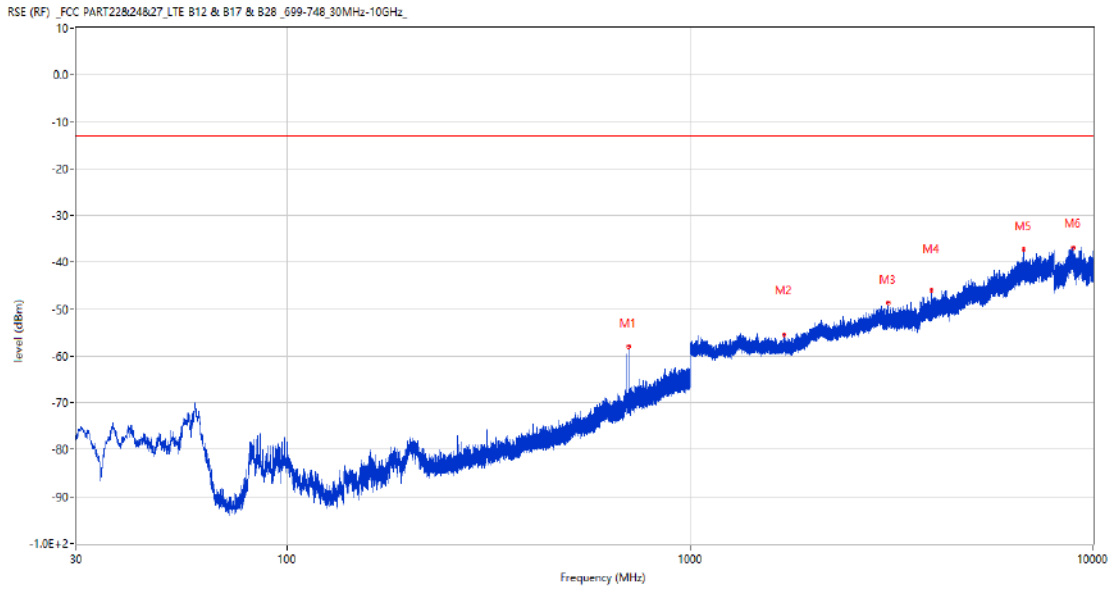
Frequency (MHz)	Result (dBm)	Factor (dB)	PK Limit (dBm)	Margin (dB)	Table (o)	ANT	EUT	Verdict
703.034	-62.07	3.27	-13.0	49.07	142.00	Horizontal	Horizontal	N/A
1598.000	-55.01	-3.68	-13.0	42.01	90.00	Horizontal	Horizontal	Pass
2794.900	-50.26	3.52	-13.0	37.26	344.00	Horizontal	Horizontal	Pass
4857.250	-43.10	12.48	-13.0	30.10	3.00	Horizontal	Horizontal	Pass
6663.500	-38.56	16.38	-13.0	25.56	136.00	Horizontal	Horizontal	Pass
8844.000	-35.62	20.26	-13.0	22.62	174.00	Horizontal	Horizontal	Pass

RSE-H&V LTE Band 12 BW10 CH23095



Frequency (MHz)	Result (dBm)	Factor (dB)	PK Limit (dBm)	Margin (dB)	Table (o)	ANT	EUT	Verdict
694.256	-63.69	3.02	-13.0	50.69	194.00	Horizontal	Vertical	N/A
1339.300	-54.65	-2.71	-13.0	41.65	313.00	Horizontal	Vertical	Pass
2136.000	-52.41	-0.24	-13.0	39.41	283.00	Horizontal	Vertical	Pass
4033.000	-45.66	9.54	-13.0	32.66	3.00	Horizontal	Vertical	Pass
7779.500	-37.60	18.14	-13.0	24.60	219.00	Horizontal	Vertical	Pass
9335.900	-36.02	19.31	-13.0	23.02	198.00	Horizontal	Vertical	Pass

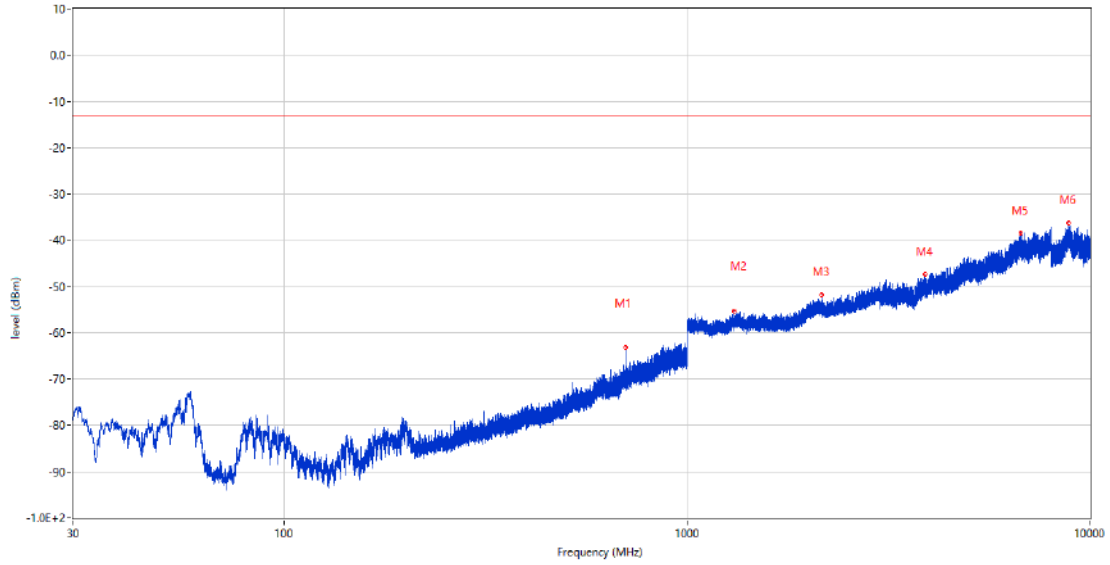
RSE-V&V LTE Band 12 BW10 CH23095



Frequency (MHz)	Result (dBm)	Factor (dB)	PK Limit (dBm)	Margin (dB)	Table (o)	ANT	EUT	Verdict
703.083	-58.04	3.28	-13.0	45.04	95.00	Vertical	Vertical	N/A
1713.900	-55.51	-3.57	-13.0	42.51	196.00	Vertical	Vertical	Pass
3102.500	-48.68	6.33	-13.0	35.68	3.00	Vertical	Vertical	Pass
3968.250	-45.89	9.70	-13.0	32.89	3.00	Vertical	Vertical	Pass
6718.250	-37.25	16.62	-13.0	24.25	119.00	Vertical	Vertical	Pass
8927.500	-36.72	19.57	-13.0	23.72	360.00	Vertical	Vertical	Pass

RSE-V&H LTE Band 12 BW10 CH23095

RSE (RF) _FCC PART22&24&27_LTE B12 & B17 & B26 _699-748_30MHz-10GHz_

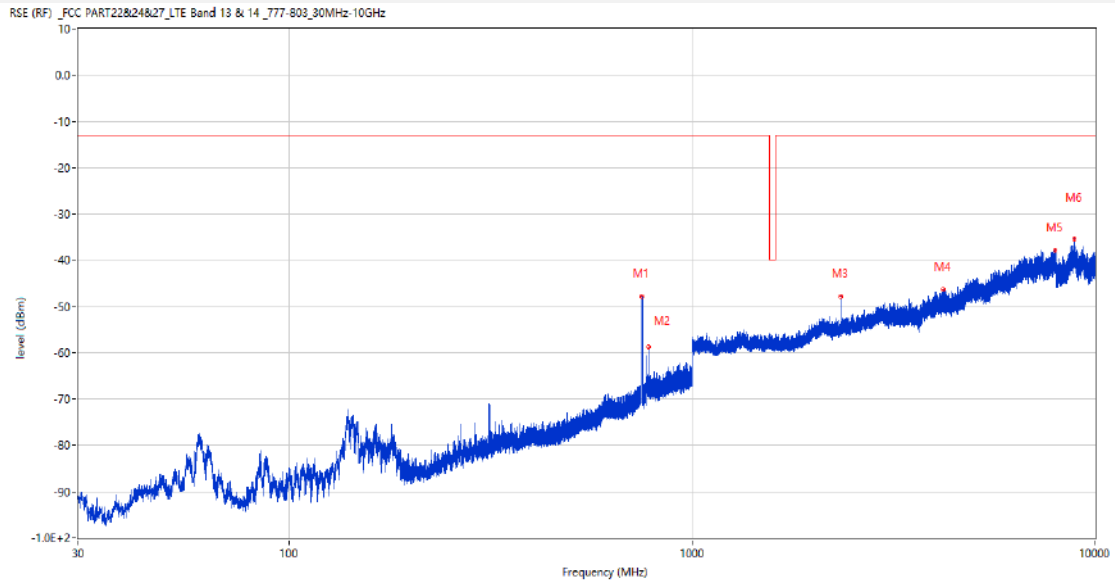


Frequency (MHz)	Result (dBm)	Factor (dB)	PK Limit (dBm)	Margin (dB)	Table (o)	ANT	EUT	Verdict
703.083	-63.12	3.28	-13.0	50.12	79.00	Vertical	Horizontal	N/A
1306.800	-55.30	-2.83	-13.0	42.30	103.00	Vertical	Horizontal	Pass
2162.000	-51.83	-0.42	-13.0	38.83	257.00	Vertical	Horizontal	Pass
3890.000	-47.48	9.87	-13.0	34.48	360.00	Vertical	Horizontal	Pass
6711.000	-38.52	16.68	-13.0	25.52	154.00	Vertical	Horizontal	Pass
8850.700	-36.27	20.35	-13.0	23.27	105.00	Vertical	Horizontal	Pass

13 LTE Band 13

13.1 LTE Band 13 BW5, Middle Channel

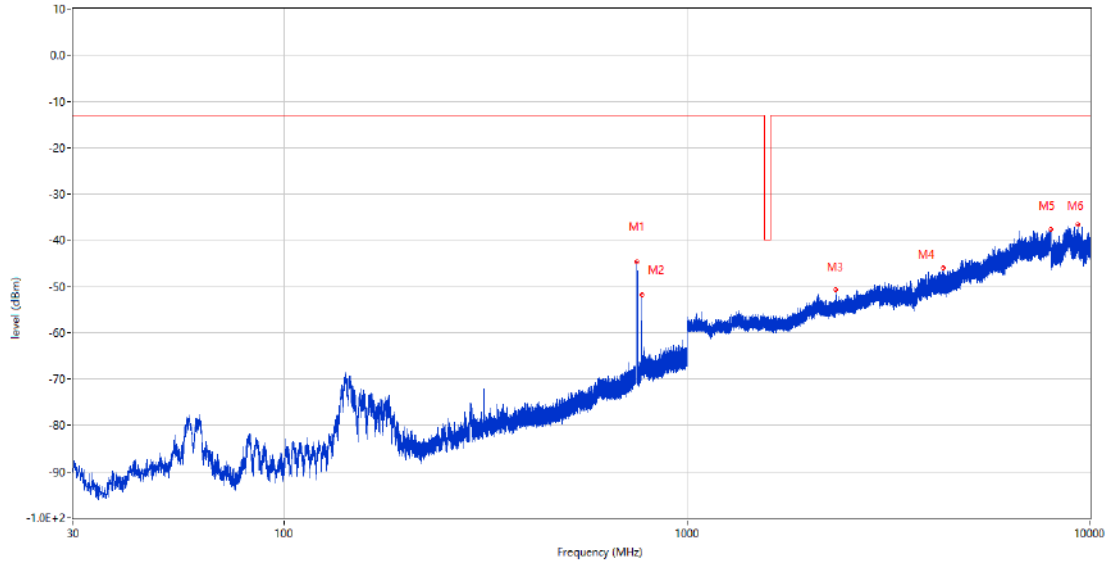
RSE-H&H LTE Band 13 BW5 CH23230



Frequency (MHz)	Result (dBm)	Factor (dB)	PK Limit (dBm)	Margin (dB)	Table (o)	ANT	EUT	Verdict
751.244	-47.81	3.33	-13.0	34.81	25.00	Horizontal	Horizontal	N/A
779.810	-58.79	5.93	-13.0	45.79	66.00	Horizontal	Horizontal	N/A
2340.300	-47.74	0.52	-13.0	34.74	184.00	Horizontal	Horizontal	Pass
4192.750	-46.37	10.60	-13.0	33.37	1.00	Horizontal	Horizontal	Pass
7970.000	-37.89	18.08	-13.0	24.89	54.00	Horizontal	Horizontal	Pass
8857.000	-35.41	20.27	-13.0	22.41	85.00	Horizontal	Horizontal	Pass

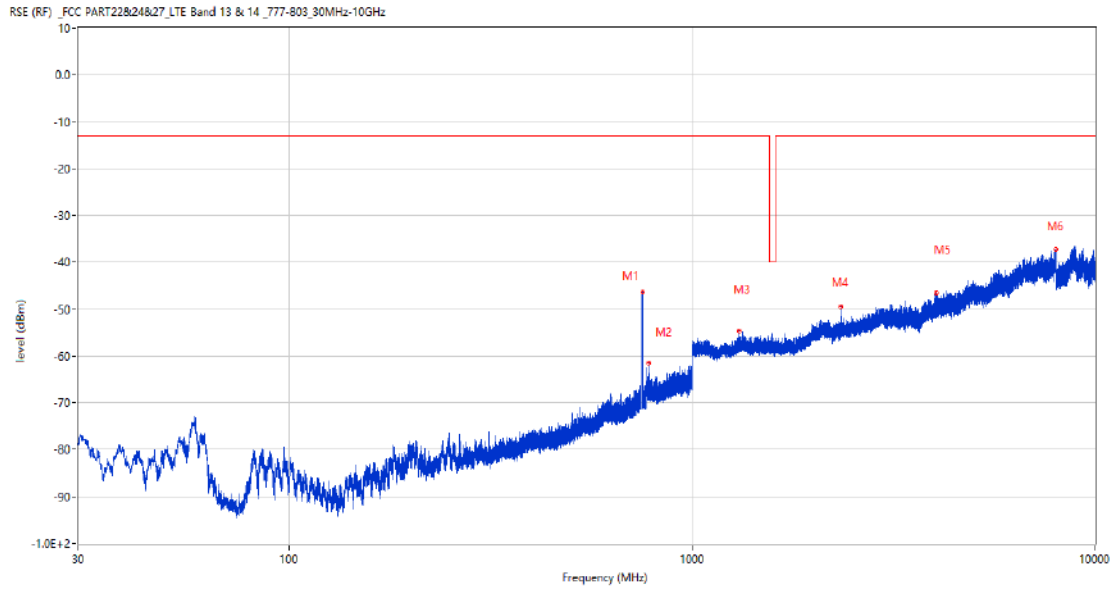
RSE-H&V LTE Band 13 BW5 CH23230

RSE (RF) _FCC PART22&24&27_LTE Band 13 & 14_777-803_30MHz-10GHz



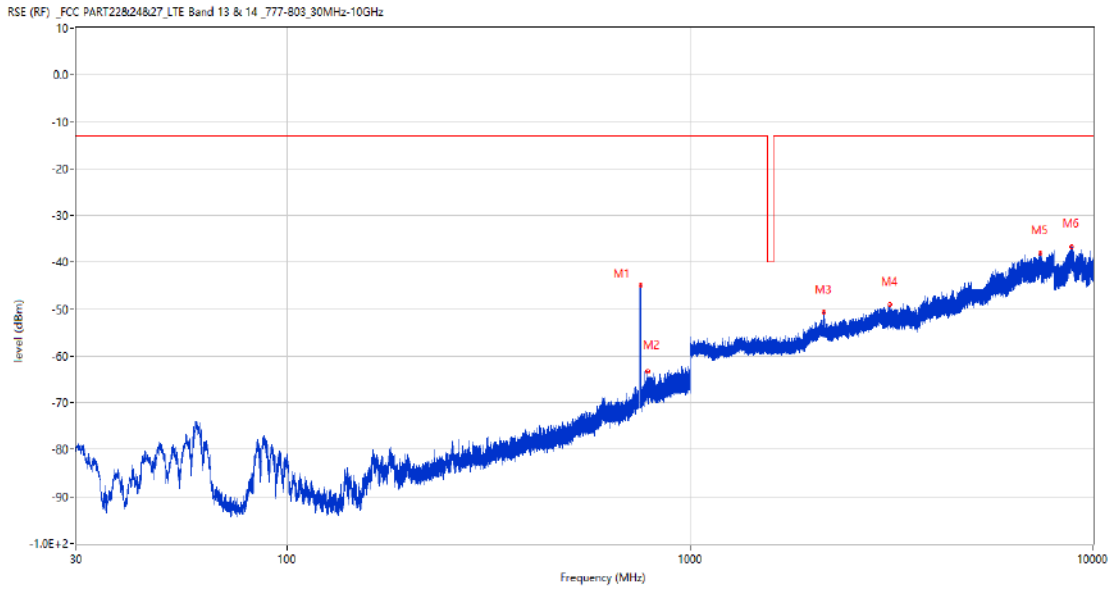
Frequency (MHz)	Result (dBm)	Factor (dB)	PK Limit (dBm)	Margin (dB)	Table (o)	ANT	EUT	Verdict
752.214	-44.76	3.31	-13.0	31.76	211.00	Horizontal	Vertical	N/A
772.681	-51.69	5.82	-13.0	38.69	352.00	Horizontal	Vertical	N/A
2340.100	-50.64	0.50	-13.0	37.64	166.00	Horizontal	Vertical	Pass
4319.000	-45.97	10.16	-13.0	32.97	170.00	Horizontal	Vertical	Pass
7986.750	-37.71	18.28	-13.0	24.71	22.00	Horizontal	Vertical	Pass
9322.401	-36.69	19.50	-13.0	23.69	0.00	Horizontal	Vertical	Pass

RSE-V&V LTE Band 13 BW5 CH23230



Frequency (MHz)	Result (dBm)	Factor (dB)	PK Limit (dBm)	Margin (dB)	Table (o)	ANT	EUT	Verdict
752.698	-46.31	3.30	-13.0	33.31	131.00	Vertical	Vertical	N/A
779.810	-61.51	5.93	-13.0	48.51	131.00	Vertical	Vertical	N/A
1309.400	-54.56	-2.93	-13.0	41.56	284.00	Vertical	Vertical	Pass
2340.600	-49.37	0.55	-13.0	36.37	161.00	Vertical	Vertical	Pass
4043.500	-46.59	10.39	-13.0	33.59	136.00	Vertical	Vertical	Pass
7987.500	-37.32	18.33	-13.0	24.32	218.00	Vertical	Vertical	Pass

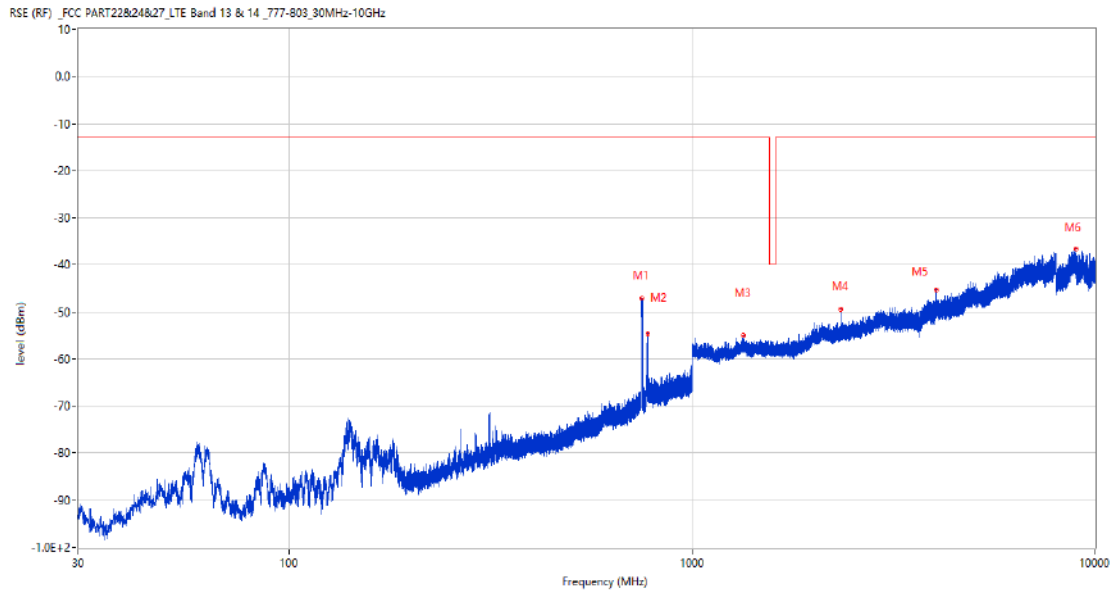
RSE-V&H LTE Band 13 BW5 CH23230



Frequency (MHz)	Result (dBm)	Factor (dB)	PK Limit (dBm)	Margin (dB)	Table (o)	ANT	EUT	Verdict
752.747	-45.00	3.29	-13.0	32.00	144.00	Vertical	Horizontal	N/A
783.981	-63.26	5.89	-13.0	50.26	234.00	Vertical	Horizontal	N/A
2151.600	-50.64	-0.15	-13.0	37.64	252.00	Vertical	Horizontal	Pass
3136.250	-49.08	6.85	-13.0	36.08	360.00	Vertical	Horizontal	Pass
7395.750	-38.11	17.75	-13.0	25.11	138.00	Vertical	Horizontal	Pass
8831.100	-36.54	20.05	-13.0	23.54	1.00	Vertical	Horizontal	Pass

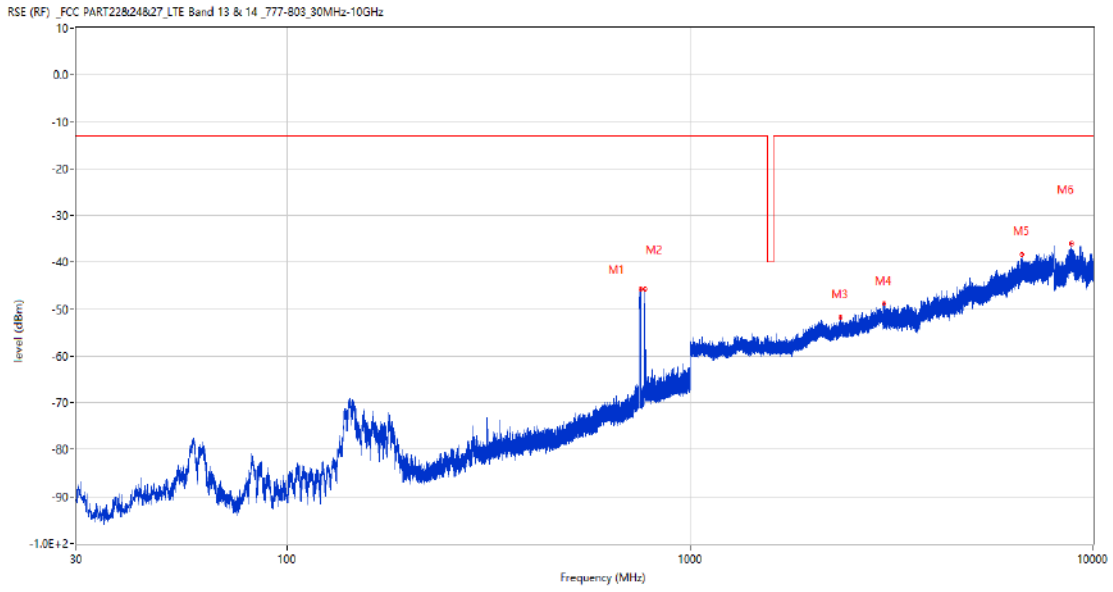
13.2 LTE Band 13 BW10, Middle Channel

RSE-H&H LTE Band 13 BW10 CH23230



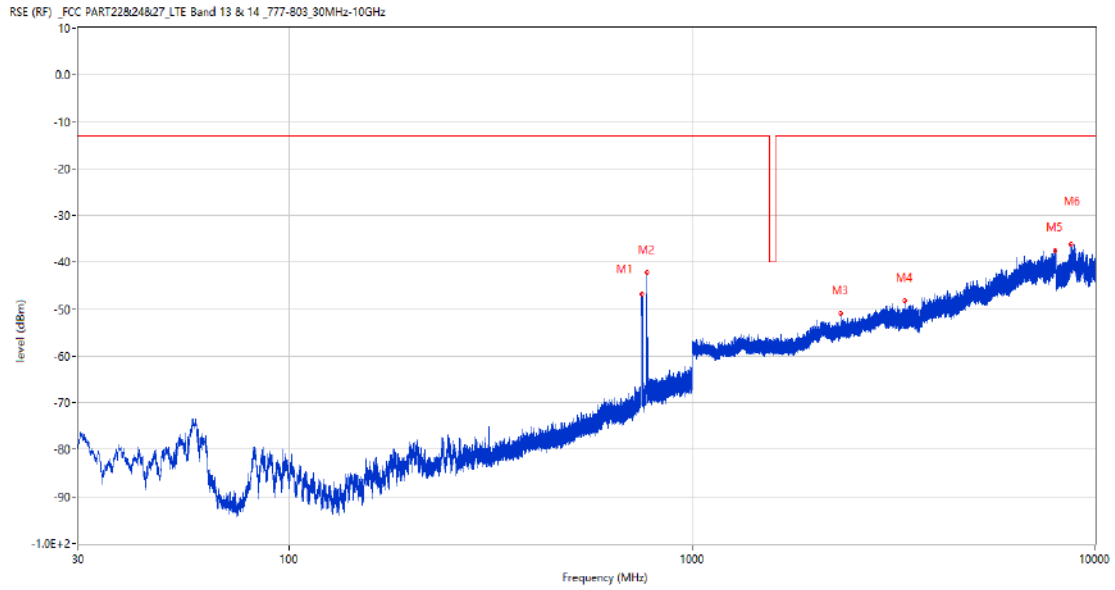
Frequency (MHz)	Result (dBm)	Factor (dB)	PK Limit (dBm)	Margin (dB)	Table (o)	ANT	EUT	Verdict
752.068	-47.21	3.32	-13.0	34.21	23.00	Horizontal	Horizontal	N/A
777.628	-54.53	5.90	-13.0	41.53	64.00	Horizontal	Horizontal	N/A
1343.500	-55.15	-2.68	-13.0	42.15	210.00	Horizontal	Horizontal	Pass
2333.600	-49.41	0.25	-13.0	36.41	89.00	Horizontal	Horizontal	Pass
4038.750	-45.37	9.94	-13.0	32.37	1.00	Horizontal	Horizontal	Pass
8983.200	-36.67	18.46	-13.0	23.67	241.00	Horizontal	Horizontal	Pass

RSE-H&V LTE Band 13 BW10 CH23230



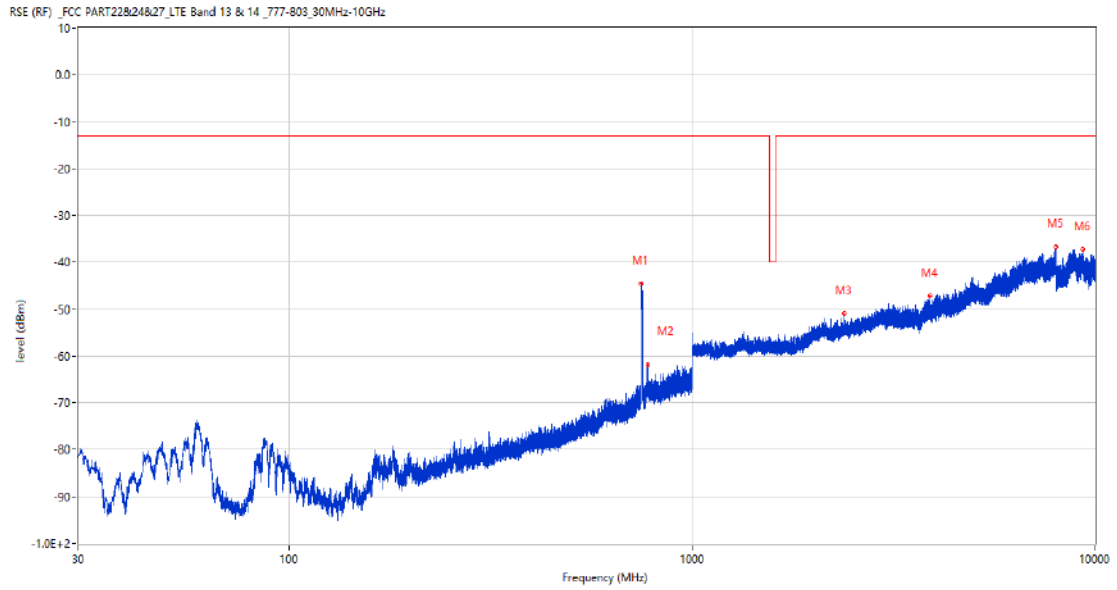
Frequency (MHz)	Result (dBm)	Factor (dB)	PK Limit (dBm)	Margin (dB)	Table (o)	ANT	EUT	Verdict
754.833	-45.80	3.25	-13.0	32.80	135.00	Horizontal	Vertical	N/A
772.729	-45.75	5.84	-13.0	32.75	0.00	Horizontal	Vertical	N/A
2356.800	-51.71	1.05	-13.0	38.71	237.00	Horizontal	Vertical	Pass
3029.000	-48.87	6.16	-13.0	35.87	6.00	Horizontal	Vertical	Pass
6669.000	-38.23	16.55	-13.0	25.23	360.00	Horizontal	Vertical	Pass
8849.500	-36.01	20.35	-13.0	23.01	360.00	Horizontal	Vertical	Pass

RSE-V&V LTE Band 13 BW10 CH23230



Frequency (MHz)	Result (dBm)	Factor (dB)	PK Limit (dBm)	Margin (dB)	Table (o)	ANT	EUT	Verdict
752.068	-46.81	3.32	-13.0	33.81	45.00	Vertical	Vertical	N/A
772.002	-42.15	5.53	-13.0	29.15	140.00	Vertical	Vertical	N/A
2333.800	-50.89	0.25	-13.0	37.89	127.00	Vertical	Vertical	Pass
3367.250	-48.30	6.84	-13.0	35.30	1.00	Vertical	Vertical	Pass
7959.000	-37.54	18.29	-13.0	24.54	6.00	Vertical	Vertical	Pass
8718.300	-36.18	19.21	-13.0	23.18	62.00	Vertical	Vertical	Pass

RSE-V&H LTE Band 13 BW10 CH23230

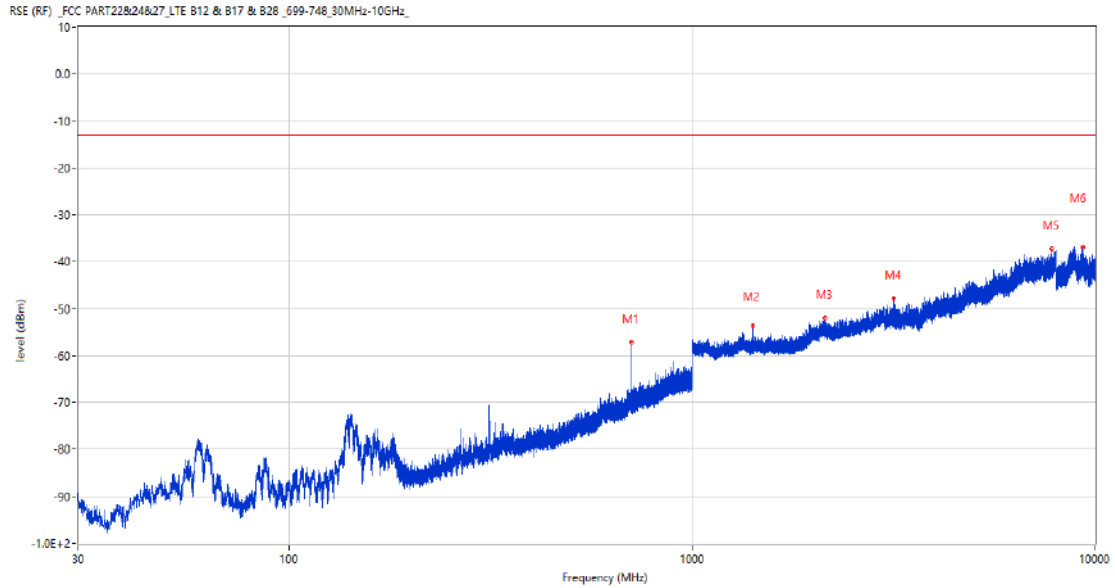


Frequency (MHz)	Result (dBm)	Factor (dB)	PK Limit (dBm)	Margin (dB)	Table (o)	ANT	EUT	Verdict
747.073	-44.55	3.36	-13.0	31.55	142.00	Vertical	Horizontal	N/A
777.579	-61.95	5.90	-13.0	48.95	109.00	Vertical	Horizontal	N/A
2388.700	-50.96	1.07	-13.0	37.96	333.00	Vertical	Horizontal	Pass
3904.750	-47.16	9.97	-13.0	34.16	103.00	Vertical	Horizontal	Pass
7996.500	-36.70	18.80	-13.0	23.70	218.00	Vertical	Horizontal	Pass
9336.800	-37.16	19.30	-13.0	24.16	62.00	Vertical	Horizontal	Pass

14 LTE Band 17

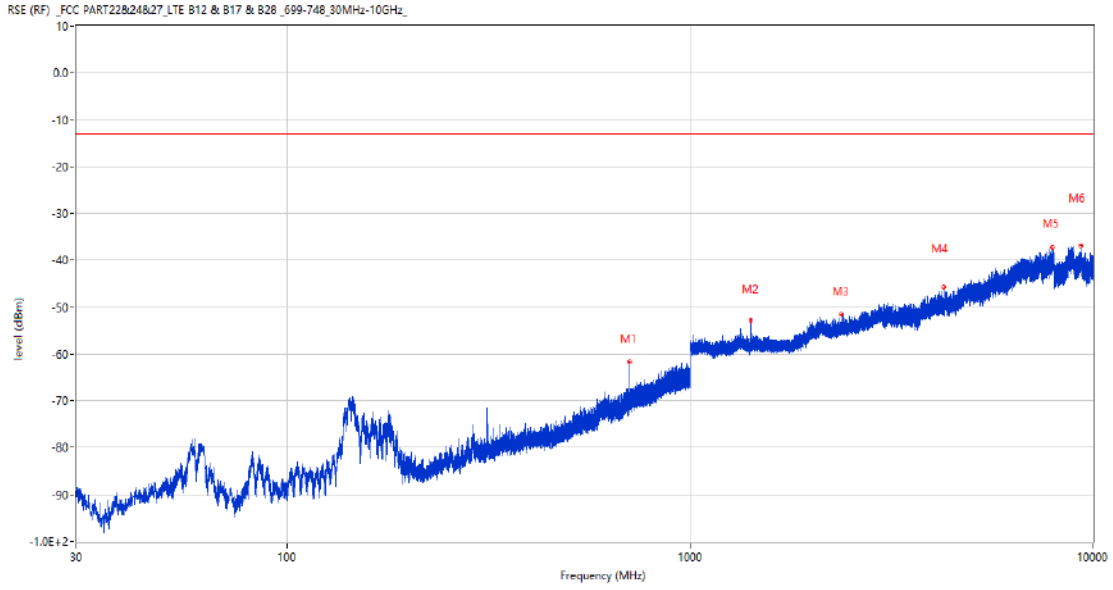
14.1 LTE Band 17 BW5, Middle Channel

RSE-H&H LTE Band 17 BW5 CH23790



Frequency (MHz)	Result (dBm)	Factor (dB)	PK Limit (dBm)	Margin (dB)	Table (o)	ANT	EUT	Verdict
707.836	-57.15	3.38	-13.0	44.15	210.00	Horizontal	Horizontal	N/A
1416.500	-53.64	-3.33	-13.0	40.64	229.00	Horizontal	Horizontal	Pass
2137.500	-52.04	-0.24	-13.0	39.04	164.00	Horizontal	Horizontal	Pass
3171.000	-47.90	6.69	-13.0	34.90	3.00	Horizontal	Horizontal	Pass
7785.750	-37.30	18.19	-13.0	24.30	202.00	Horizontal	Horizontal	Pass
9314.800	-36.92	19.60	-13.0	23.92	223.00	Horizontal	Horizontal	Pass

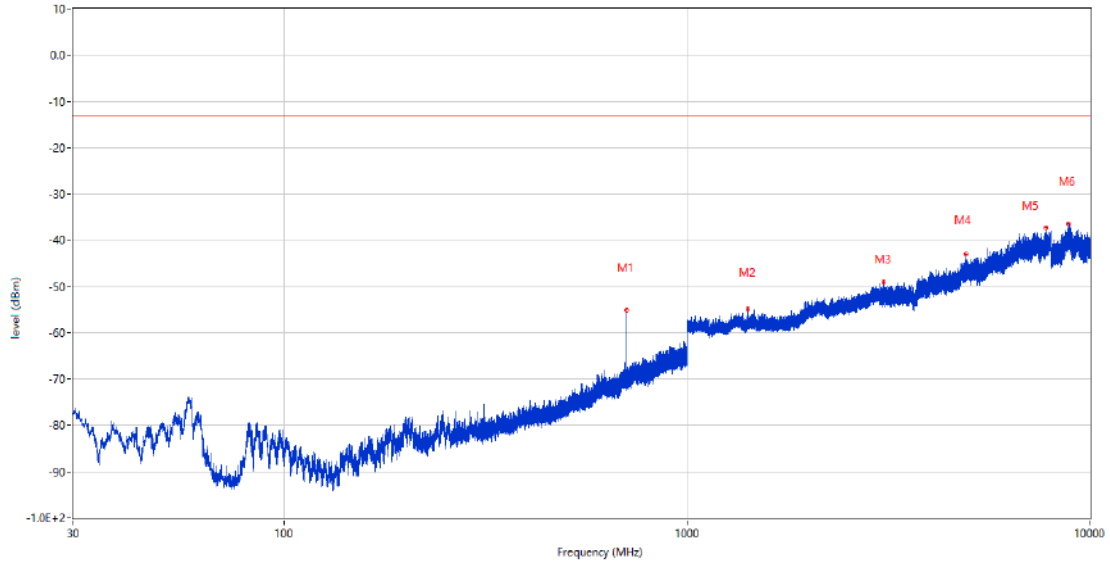
RSE-H&V LTE Band 17 BW5 CH23790



Frequency (MHz)	Result (dBm)	Factor (dB)	PK Limit (dBm)	Margin (dB)	Table (o)	ANT	EUT	Verdict
707.787	-61.64	3.38	-13.0	48.64	146.00	Horizontal	Vertical	N/A
1416.500	-52.82	-3.33	-13.0	39.82	238.00	Horizontal	Vertical	Pass
2373.500	-51.48	0.55	-13.0	38.48	301.00	Horizontal	Vertical	Pass
4260.250	-45.72	10.27	-13.0	32.72	15.00	Horizontal	Vertical	Pass
7937.750	-37.33	18.94	-13.0	24.33	1.00	Horizontal	Vertical	Pass
9312.800	-36.78	19.63	-13.0	23.78	180.00	Horizontal	Vertical	Pass

RSE-V&V LTE Band 17 BW5 CH23790

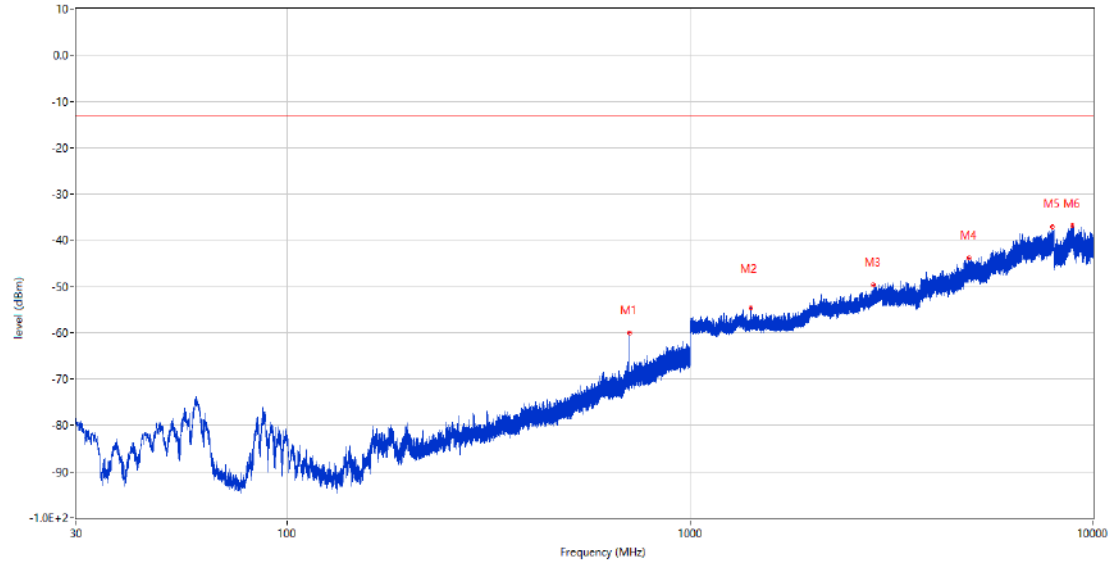
RSE (RF) _FCC PART22&24&27_LTE B12 & B17 & B26 _699-748_30MHz-10GHz_



Frequency (MHz)	Result (dBm)	Factor (dB)	PK Limit (dBm)	Margin (dB)	Table (o)	ANT	EUT	Verdict
707.787	-55.05	3.38	-13.0	42.05	107.00	Vertical	Vertical	N/A
1416.700	-54.77	-3.29	-13.0	41.77	3.00	Vertical	Vertical	Pass
3068.500	-48.95	5.84	-13.0	35.95	203.00	Vertical	Vertical	Pass
4919.000	-43.12	13.35	-13.0	30.12	120.00	Vertical	Vertical	Pass
7781.250	-37.25	18.21	-13.0	24.25	38.00	Vertical	Vertical	Pass
8831.400	-36.42	20.05	-13.0	23.42	61.00	Vertical	Vertical	Pass

RSE-V&H LTE Band 17 BW5 CH23790

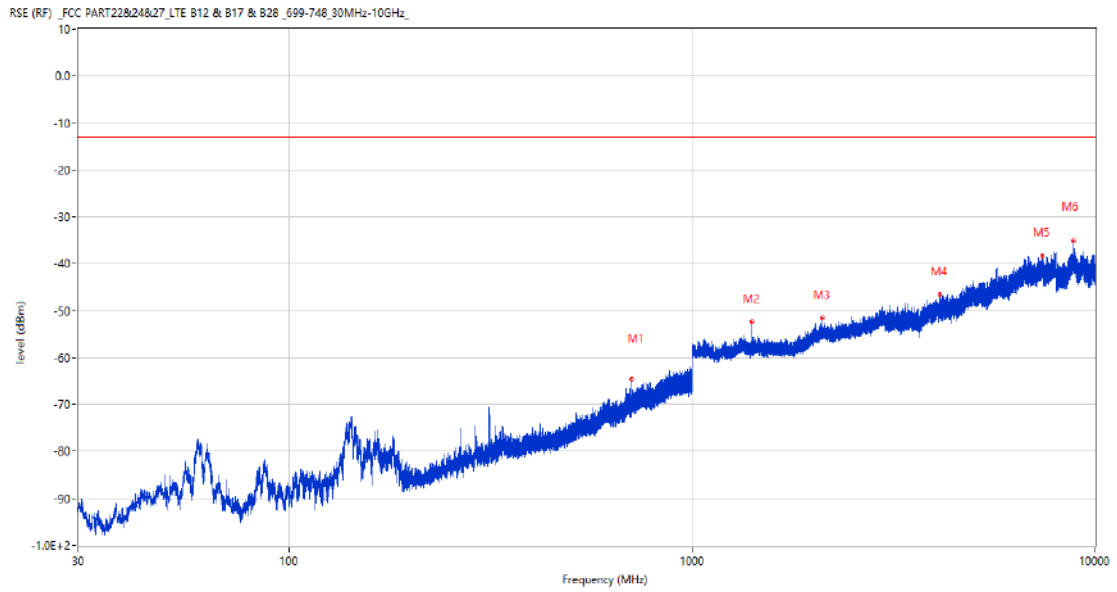
RSE (RF) _FCC PART22&24&27_LTE B12 & B17 & B26 _699-748_30MHz-10GHz_



Frequency (MHz)	Result (dBm)	Factor (dB)	PK Limit (dBm)	Margin (dB)	Table (o)	ANT	EUT	Verdict
707.787	-59.96	3.38	-13.0	46.96	102.00	Vertical	Horizontal	N/A
1416.400	-54.58	-3.35	-13.0	41.58	159.00	Vertical	Horizontal	Pass
2856.500	-49.61	3.30	-13.0	36.61	108.00	Vertical	Horizontal	Pass
4909.250	-43.81	12.82	-13.0	30.81	266.00	Vertical	Horizontal	Pass
7938.250	-37.07	18.93	-13.0	24.07	2.00	Vertical	Horizontal	Pass
8861.300	-36.77	20.22	-13.0	23.77	341.00	Vertical	Horizontal	Pass

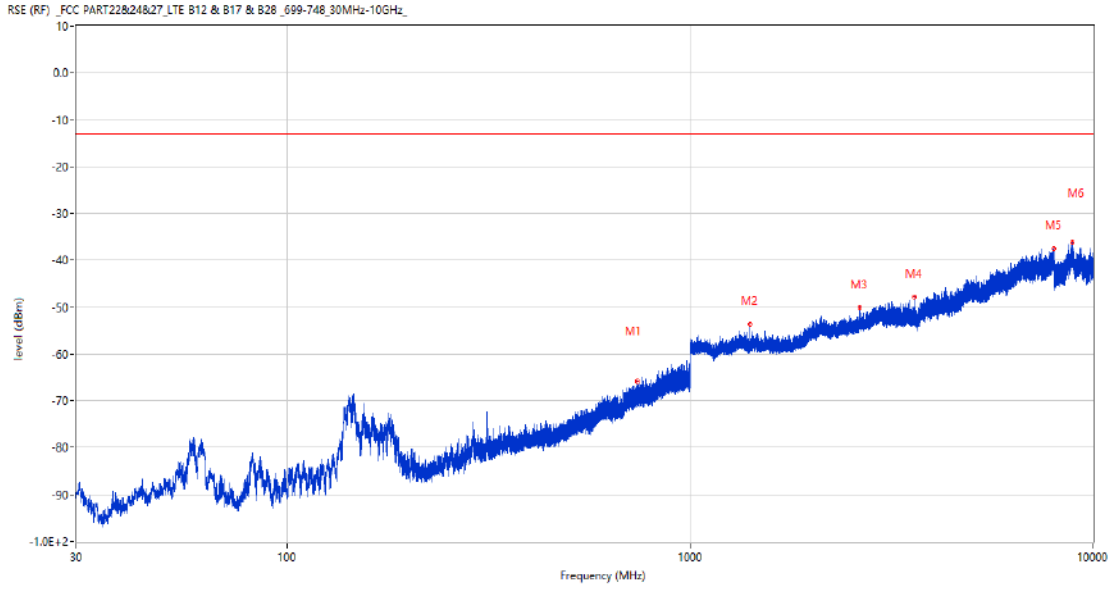
14.2 LTE Band 17 BW10, Middle Channel

RSE-H&H LTE Band 17 BW10 CH23790



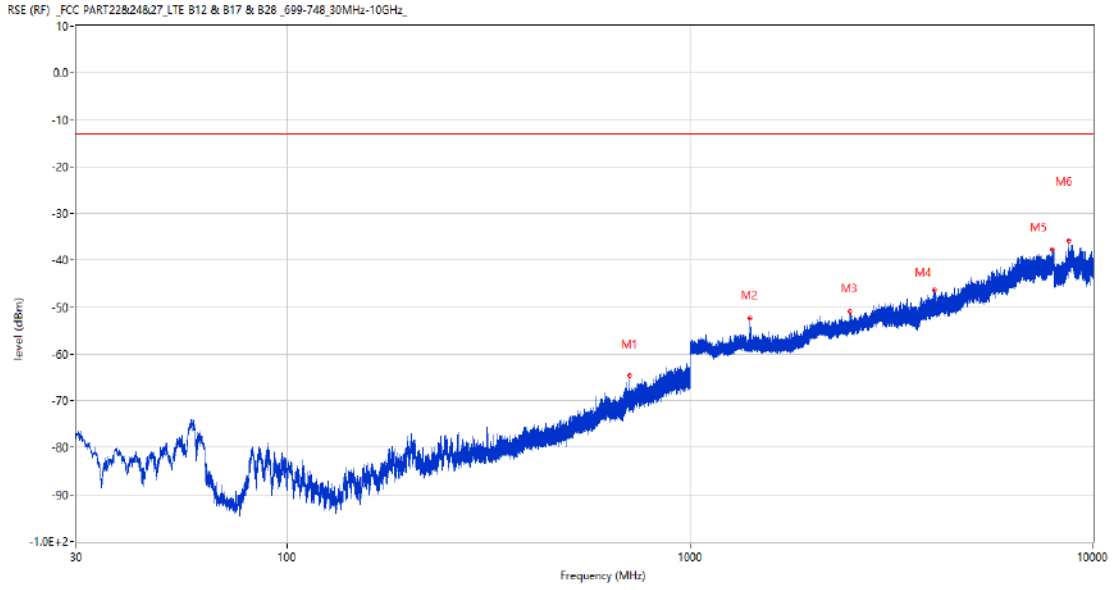
Frequency (MHz)	Result (dBm)	Factor (dB)	PK Limit (dBm)	Margin (dB)	Table (o)	ANT	EUT	Verdict
705.654	-64.50	3.33	-13.0	51.50	193.00	Horizontal	Horizontal	N/A
1412.000	-52.36	-3.35	-13.0	39.36	303.00	Horizontal	Horizontal	Pass
2107.500	-51.50	0.23	-13.0	38.50	309.00	Horizontal	Horizontal	Pass
4125.000	-46.58	9.57	-13.0	33.58	252.00	Horizontal	Horizontal	Pass
7403.000	-38.32	17.86	-13.0	25.32	154.00	Horizontal	Horizontal	Pass
8847.700	-35.24	20.32	-13.0	22.24	196.00	Horizontal	Horizontal	Pass

RSE-H&V LTE Band 17 BW10 CH23790



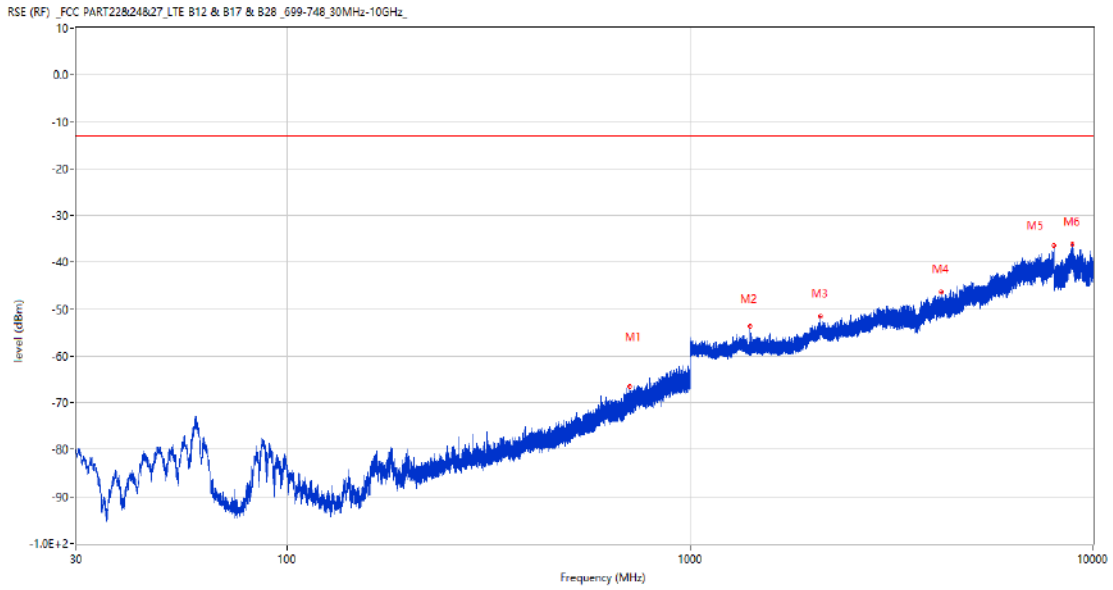
Frequency (MHz)	Result (dBm)	Factor (dB)	PK Limit (dBm)	Margin (dB)	Table (o)	ANT	EUT	Verdict
740.185	-65.89	4.45	-13.0	52.89	0.00	Horizontal	Vertical	N/A
1412.000	-53.58	-3.35	-13.0	40.58	238.00	Horizontal	Vertical	Pass
2633.500	-50.09	2.06	-13.0	37.09	77.00	Horizontal	Vertical	Pass
3592.250	-47.78	7.09	-13.0	34.78	283.00	Horizontal	Vertical	Pass
7999.500	-37.49	19.00	-13.0	24.49	350.00	Horizontal	Vertical	Pass
8855.599	-36.23	20.29	-13.0	23.23	357.00	Horizontal	Vertical	Pass

RSE-V&V LTE Band 17 BW10 CH23790



Frequency (MHz)	Result (dBm)	Factor (dB)	PK Limit (dBm)	Margin (dB)	Table (o)	ANT	EUT	Verdict
705.557	-64.52	3.33	-13.0	51.52	107.00	Vertical	Vertical	N/A
1412.000	-52.42	-3.35	-13.0	39.42	160.00	Vertical	Vertical	Pass
2490.700	-50.99	2.07	-13.0	37.99	240.00	Vertical	Vertical	Pass
4039.500	-46.45	9.96	-13.0	33.45	3.00	Vertical	Vertical	Pass
7932.000	-37.67	18.77	-13.0	24.67	334.00	Vertical	Vertical	Pass
8699.700	-35.68	19.41	-13.0	22.68	271.00	Vertical	Vertical	Pass

RSE-V&H LTE Band 17 BW10 CH23790



Frequency (MHz)	Result (dBm)	Factor (dB)	PK Limit (dBm)	Margin (dB)	Table (o)	ANT	EUT	Verdict
705.702	-66.36	3.33	-13.0	53.36	122.00	Vertical	Horizontal	N/A
1412.100	-53.52	-3.36	-13.0	40.52	165.00	Vertical	Horizontal	Pass
2108.300	-51.54	0.32	-13.0	38.54	82.00	Vertical	Horizontal	Pass
4192.750	-46.43	10.60	-13.0	33.43	3.00	Vertical	Horizontal	Pass
7996.250	-36.50	18.78	-13.0	23.50	360.00	Vertical	Horizontal	Pass
8856.700	-36.19	20.28	-13.0	23.19	360.00	Vertical	Horizontal	Pass