

Annex A.3 Occupied Bandwidth

1. GSM_GSM850

1.1. GSM Occupied Bandwidth(NTNV)(Channel:128)

Center Frequency (MHz)	OBW Power (%)	XdB Down (dB)	RBW (MHz)	Detector	OBW (MHz)	XdB Bandwidth (MHz)	Upper Limit (MHz)	Verdict
824.2	99	26	0.004	Peak	0.246	0.305	0.3	Pass

Agilent

Measure
Meas Off
Channel Power
Occupied BW
ACP
Multi Carrier Power
Power Stat CCDF
More
1 of 2

Ch Freq 824.2 MHz
Trig Free

Occupied Bandwidth Averages: 8

Ref 30 dBm #Atten 40 dB

#Peak Log 10 dB/ Offst 8.96 dB

Center 824.200 0 MHz Span 2 MHz

#Res BW 3.9 kHz #VBW 12 kHz #Sweep 10 s (2564 pts)

Occupied Bandwidth	Occ BW % Pwr 99.00 %
245.7557 kHz	x dB -26.00 dB
Transmit Freq Error -18.810 Hz	
x dB Bandwidth 305.477 kHz	

Copyright 2000-2012 Agilent Technologies

1.2. GSM Occupied Bandwidth(NTNV)(Channel:190)

Center Frequency (MHz)	OBW Power (%)	XdB Down (dB)	RBW (MHz)	Detector	OBW (MHz)	XdB Bandwidth (MHz)	Upper Limit (MHz)	Verdict
836.6	99	26	0.004	Peak	0.246	0.311	0.3	Pass

Agilent

Ch Freq 836.6 MHz Trig Free

Occupied Bandwidth Averages: 8

Ref 30 dBm #Atten 40 dB

#Peak Log 10 dB/ Offst 9.01 dB

Center 836.600 0 MHz Span 2 MHz

#Res BW 3.9 kHz #VBW 12 kHz #Sweep 10 s (2564 pts)

Occupied Bandwidth Occ BW % Pwr 99.00 %

246.1762 kHz x dB -26.00 dB

Transmit Freq Error 14.628 Hz

x dB Bandwidth 310.718 kHz

Copyright 2000-2012 Agilent Technologies

Measure

Meas Off

Channel Power

Occupied BW

ACP

Multi Carrier Power

Power Stat CCDF

More 1 of 2

1.3. GSM Occupied Bandwidth(NTNV)(Channel:251)

Center Frequency (MHz)	OBW Power (%)	XdB Down (dB)	RBW (MHz)	Detector	OBW (MHz)	XdB Bandwidth (MHz)	Upper Limit (MHz)	Verdict
848.8	99	26	0.004	Peak	0.244	0.312	0.3	Pass

Agilent

Measure
 Meas Off
 Channel Power
 Occupied BW
 ACP
 Multi Carrier Power
 Power Stat
 CCDF
 More
 1 of 2

Ch Freq 848.8 MHz Trig Free

Occupied Bandwidth Averages: 8

Ref 30 dBm #Atten 40 dB

#Peak Log 10 dB/ Offst 9.06 dB

Center 848.800 0 MHz Span 2 MHz

#Res BW 3.9 kHz #VBW 12 kHz #Sweep 10 s (2564 pts)

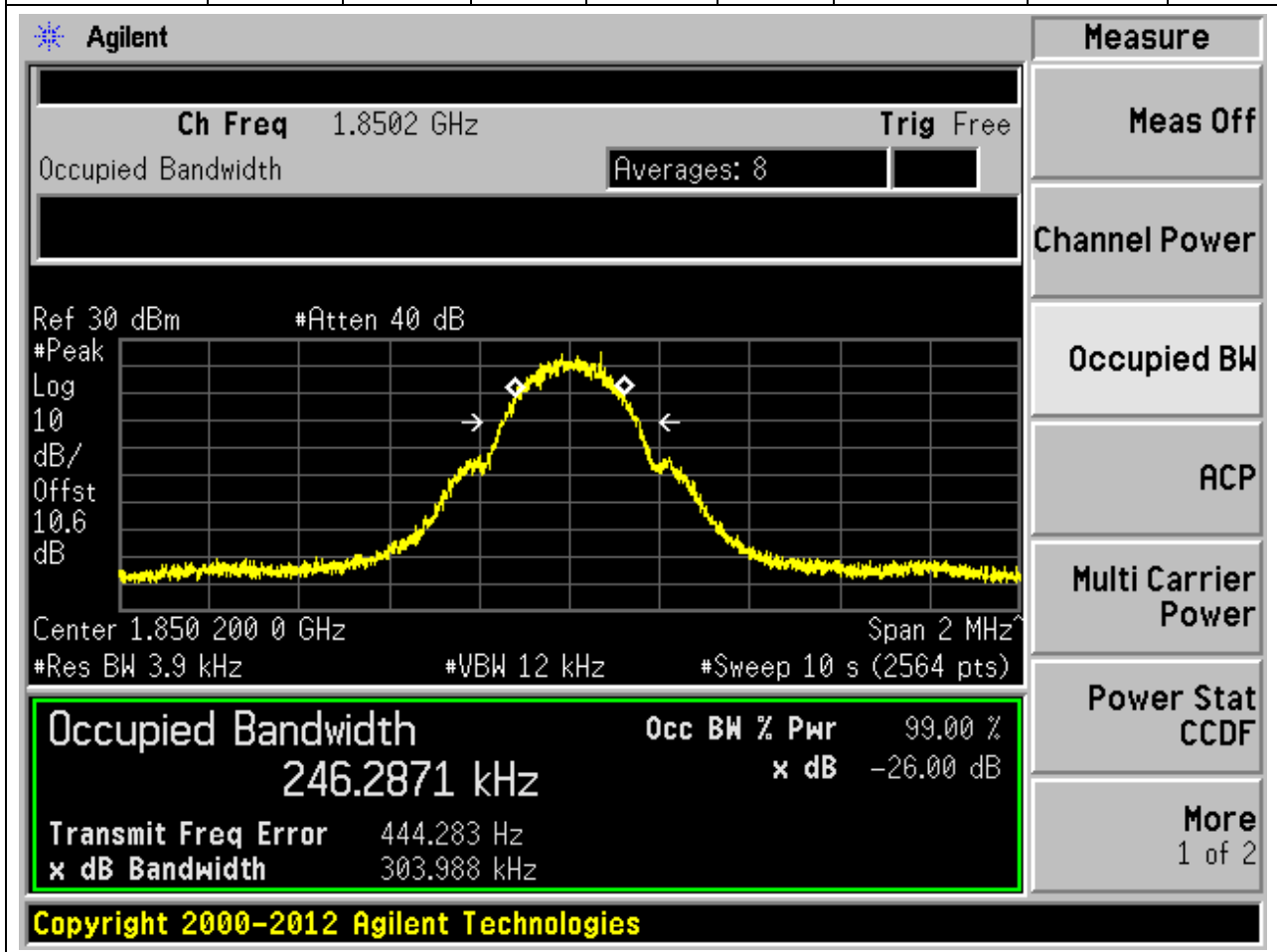
Occupied Bandwidth	Occ BW % Pwr	99.00 %
243.8467 kHz	x dB	-26.00 dB
Transmit Freq Error	-169.334 Hz	
x dB Bandwidth	312.201 kHz	

Copyright 2000-2012 Agilent Technologies

2. GSM_PCS

2.1. GSM Occupied Bandwidth(NTLV)(Channel:512)

Center Frequency (MHz)	OBW Power (%)	XdB Down (dB)	RBW (MHz)	Detector	OBW (MHz)	XdB Bandwidth (MHz)	Upper Limit (MHz)	Verdict
1850.2	99	26	0.004	Peak	0.246	0.304	0.3	Pass



2.2. GSM Occupied Bandwidth(NTLV)(Channel:661)

Center Frequency (MHz)	OBW Power (%)	XdB Down (dB)	RBW (MHz)	Detector	OBW (MHz)	XdB Bandwidth (MHz)	Upper Limit (MHz)	Verdict
1880	99	26	0.004	Peak	0.244	0.314	0.3	Pass

Agilent

Measure
Meas Off
Channel Power
Occupied BW
ACP
Multi Carrier Power
Power Stat CCDF
More 1 of 2

Ch Freq 1.88 GHz Trig Free

Occupied Bandwidth Averages: 8

Ref 30 dBm #Atten 40 dB

#Peak Log 10 dB/ Offst 10.6 dB

Center 1.880 000 0 GHz Span 2 MHz

#Res BW 3.9 kHz #VBW 12 kHz #Sweep 10 s (2564 pts)

Occupied Bandwidth Occ BW % Pwr 99.00 %

244.0144 kHz

x dB -26.00 dB

Transmit Freq Error -232.500 mHz

x dB Bandwidth 313.650 kHz

Copyright 2000-2012 Agilent Technologies

2.3. GSM Occupied Bandwidth(NTLV)(Channel:810)

Center Frequency (MHz)	OBW Power (%)	XdB Down (dB)	RBW (MHz)	Detector	OBW (MHz)	XdB Bandwidth (MHz)	Upper Limit (MHz)	Verdict
1909.8	99	26	0.004	Peak	0.245	0.318	0.3	Pass

Agilent

Ch Freq 1.9098 GHz Trig Free

Occupied Bandwidth Averages: 8

Ref 30 dBm #Atten 40 dB

#Peak Log 10 dB/ Offst 10.7 dB

Center 1.909 800 0 GHz Span 2 MHz

#Res BW 3.9 kHz #VBW 12 kHz #Sweep 10 s (2564 pts)

Occupied Bandwidth Occ BW % Pwr 99.00 %

244.9907 kHz x dB -26.00 dB

Transmit Freq Error 670.186 Hz

x dB Bandwidth 318.345 kHz

Copyright 2000-2012 Agilent Technologies

Measure

Meas Off

Channel Power

Occupied BW

ACP

Multi Carrier Power

Power Stat CCDF

More 1 of 2

3. EGPRS_GSM850

3.1. EGPRS Occupied Bandwidth(NTNV)(Channel:128)

Center Frequency (MHz)	OBW Power (%)	XdB Down (dB)	RBW (MHz)	Detector	OBW (MHz)	XdB Bandwidth (MHz)	Upper Limit (MHz)	Verdict
824.2	99	26	0.004	Peak	0.25	0.312	0.3	Pass

Agilent

Measure
 Meas Off
 Channel Power
 Occupied BW
 ACP
 Multi Carrier Power
 Power Stat CCDF
 More
 1 of 2

Ch Freq 824.2 MHz Trig Free

Occupied Bandwidth Averages: 8

Ref 30 dBm #Atten 40 dB

#Peak Log 10 dB/ Offst 8.96 dB

Center 824.200 0 MHz Span 2 MHz

#Res BW 3.9 kHz #VBW 12 kHz #Sweep 10 s (2564 pts)

Occupied Bandwidth	Occ BW % Pwr 99.00 %
250.4770 kHz	x dB -26.00 dB
Transmit Freq Error -1.114 kHz	
x dB Bandwidth 311.875 kHz	

Copyright 2000-2012 Agilent Technologies

3.2. EGPRS Occupied Bandwidth(NTNV)(Channel:190)

Center Frequency (MHz)	OBW Power (%)	XdB Down (dB)	RBW (MHz)	Detector	OBW (MHz)	XdB Bandwidth (MHz)	Upper Limit (MHz)	Verdict
836.6	99	26	0.004	Peak	0.251	0.315	0.3	Pass

Agilent

Measure

Ch Freq 836.6 MHz

Trig Free

Occupied Bandwidth

Averages: 8

Ref 30 dBm #Atten 40 dB

#Peak Log 10 dB/ Offst 9.01 dB

Center 836.600 0 MHz Span 2 MHz

#Res BW 3.9 kHz #VBW 12 kHz #Sweep 10 s (2564 pts)

Meas Off

Channel Power

Occupied BW

ACP

Multi Carrier Power

Power Stat CCDF

More
1 of 2

Occupied Bandwidth

251.2638 kHz

Transmit Freq Error -1.505 kHz

x dB Bandwidth 315.028 kHz

Occ BW % Pwr 99.00 %

x dB -26.00 dB

Copyright 2000-2012 Agilent Technologies

3.3. EGPRS Occupied Bandwidth(NTNV)(Channel:251)

Center Frequency (MHz)	OBW Power (%)	XdB Down (dB)	RBW (MHz)	Detector	OBW (MHz)	XdB Bandwidth (MHz)	Upper Limit (MHz)	Verdict
848.8	99	26	0.004	Peak	0.25	0.316	0.3	Pass

Agilent

Ch Freq 848.8 MHz Trig Free

Occupied Bandwidth Averages: 8

Ref 30 dBm #Atten 40 dB

#Peak Log 10 dB/ Offst 9.06 dB

Center 848.800 0 MHz Span 2 MHz

#Res BW 3.9 kHz #VBW 12 kHz #Sweep 10 s (2564 pts)

Occupied Bandwidth Occ BW % Pwr 99.00 %

249.9407 kHz x dB -26.00 dB

Transmit Freq Error -294.169 Hz

x dB Bandwidth 316.478 kHz

Copyright 2000-2012 Agilent Technologies

Measure

Meas Off

Channel Power

Occupied BW

ACP

Multi Carrier Power

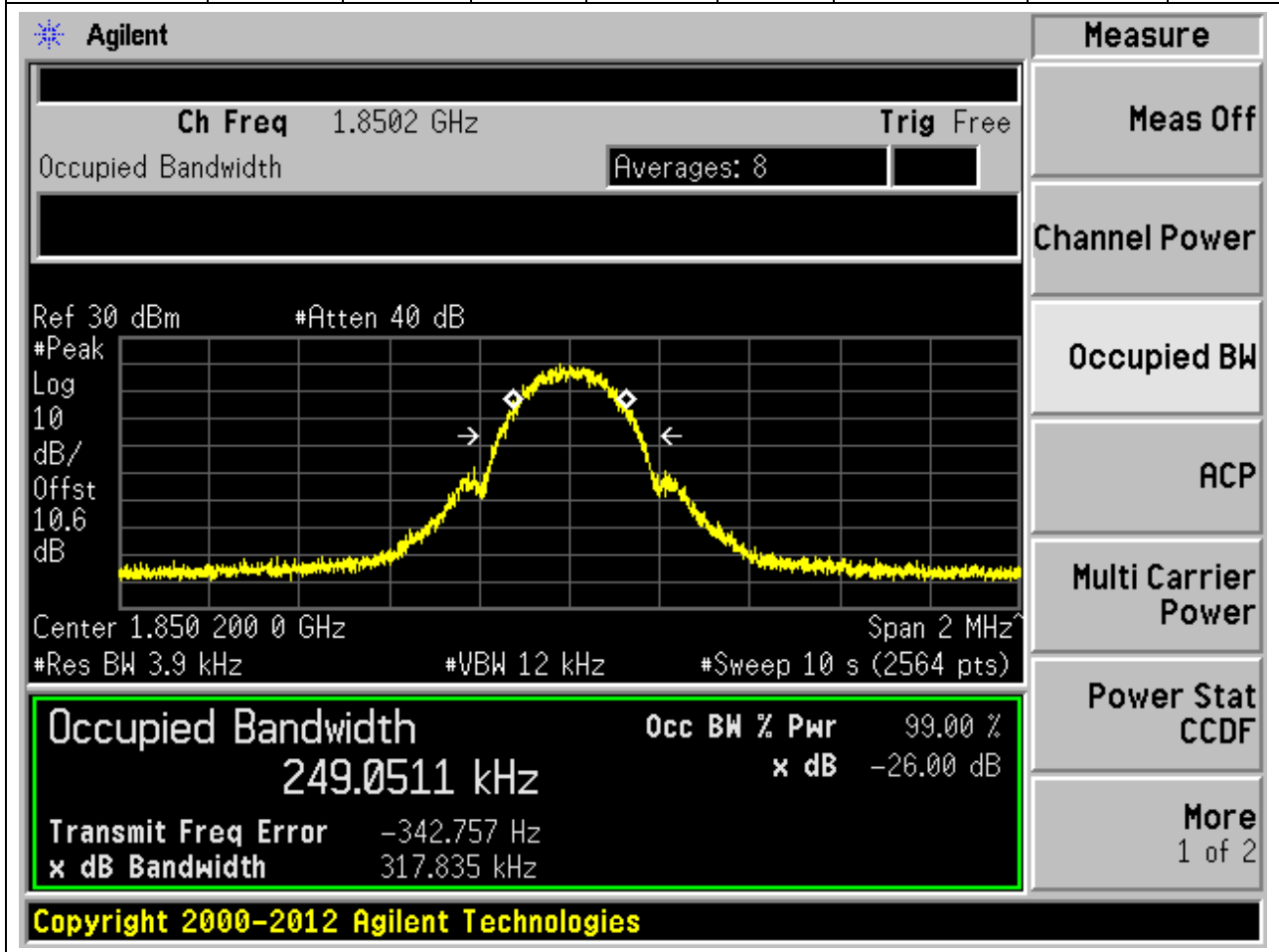
Power Stat CCDF

More 1 of 2

4. EGPRS_PCS

4.1. EGPRS Occupied Bandwidth(NTLV)(Channel:512)

Center Frequency (MHz)	OBW Power (%)	XdB Down (dB)	RBW (MHz)	Detector	OBW (MHz)	XdB Bandwidth (MHz)	Upper Limit (MHz)	Verdict
1850.2	99	26	0.004	Peak	0.249	0.318	0.3	Pass



4.2. EGPRS Occupied Bandwidth(NTLV)(Channel:661)

Center Frequency (MHz)	OBW Power (%)	XdB Down (dB)	RBW (MHz)	Detector	OBW (MHz)	XdB Bandwidth (MHz)	Upper Limit (MHz)	Verdict
1880	99	26	0.004	Peak	0.248	0.312	0.3	Pass

Agilent

Measure
 Meas Off
 Channel Power
 Occupied BW
 ACP
 Multi Carrier Power
 Power Stat CCDF
 More
 1 of 2

Ch Freq 1.88 GHz Trig Free

Occupied Bandwidth Averages: 8

Ref 30 dBm #Atten 40 dB

#Peak Log 10 dB/ Offst 10.6 dB

Center 1.880 000 0 GHz Span 2 MHz

#Res BW 3.9 kHz #VBW 12 kHz #Sweep 10 s (2564 pts)

Occupied Bandwidth	Occ BW % Pwr	99.00 %
248.3705 kHz	x dB	-26.00 dB
Transmit Freq Error	-1.199 kHz	
x dB Bandwidth	311.555 kHz	

Copyright 2000-2012 Agilent Technologies

4.3. EGPRS Occupied Bandwidth(NTLV)(Channel:810)

Center Frequency (MHz)	OBW Power (%)	XdB Down (dB)	RBW (MHz)	Detector	OBW (MHz)	XdB Bandwidth (MHz)	Upper Limit (MHz)	Verdict
1909.8	99	26	0.004	Peak	0.247	0.315	0.3	Pass

Agilent

Measure
Meas Off
Channel Power
Occupied BW
ACP
Multi Carrier Power
Power Stat
CCDF
More
1 of 2

Ch Freq 1.9098 GHz Trig Free

Occupied Bandwidth Averages: 8

Ref 30 dBm #Atten 40 dB

#Peak Log 10 dB/Offst 10.7 dB

Center 1.909 800 0 GHz Span 2 MHz

#Res BW 3.9 kHz #VBW 12 kHz #Sweep 10 s (2564 pts)

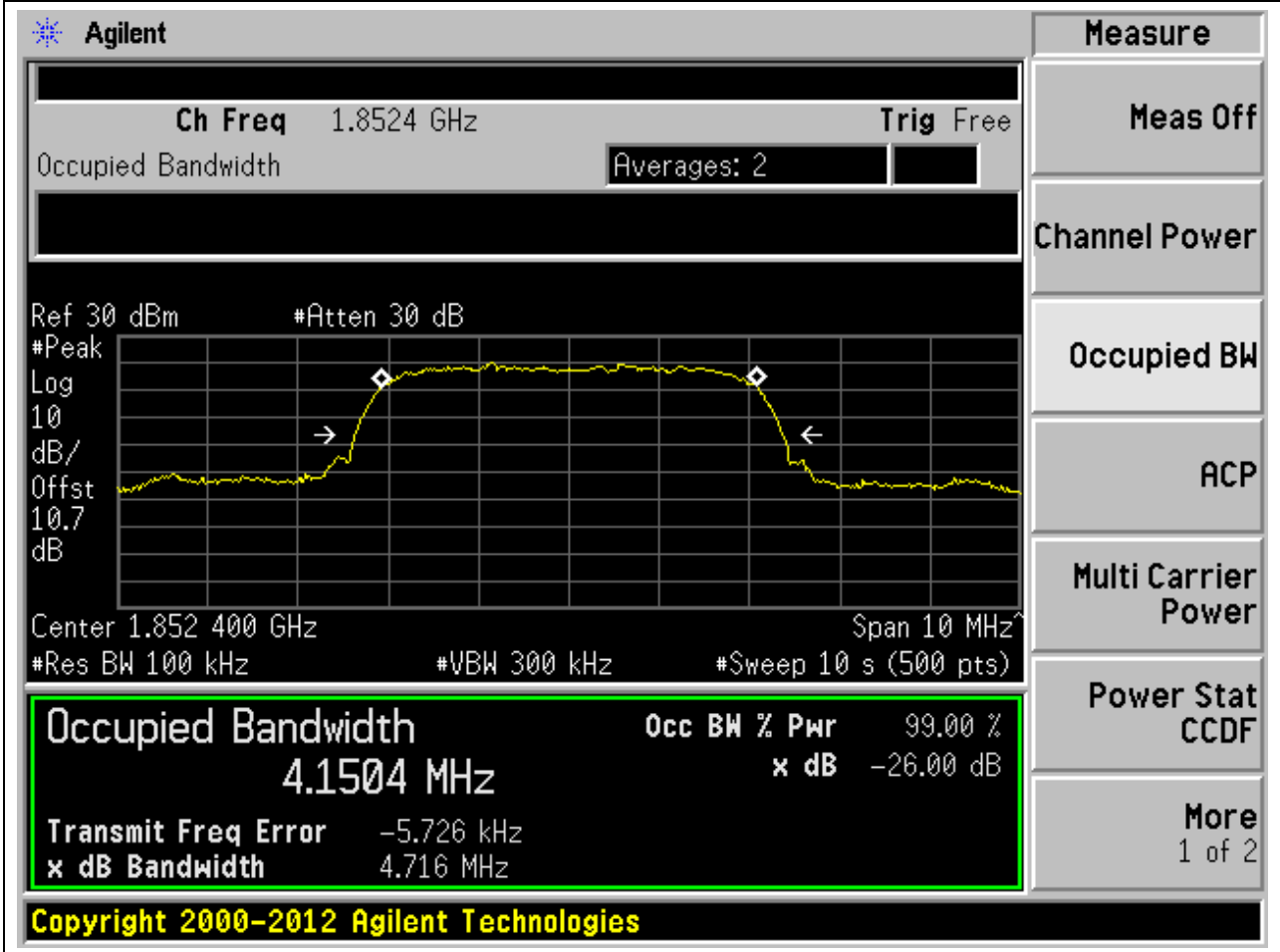
Occupied Bandwidth	Occ BW % Pwr 99.00 %
247.3955 kHz	x dB -26.00 dB
Transmit Freq Error -1.000 kHz	
x dB Bandwidth 315.179 kHz	

Copyright 2000-2012 Agilent Technologies

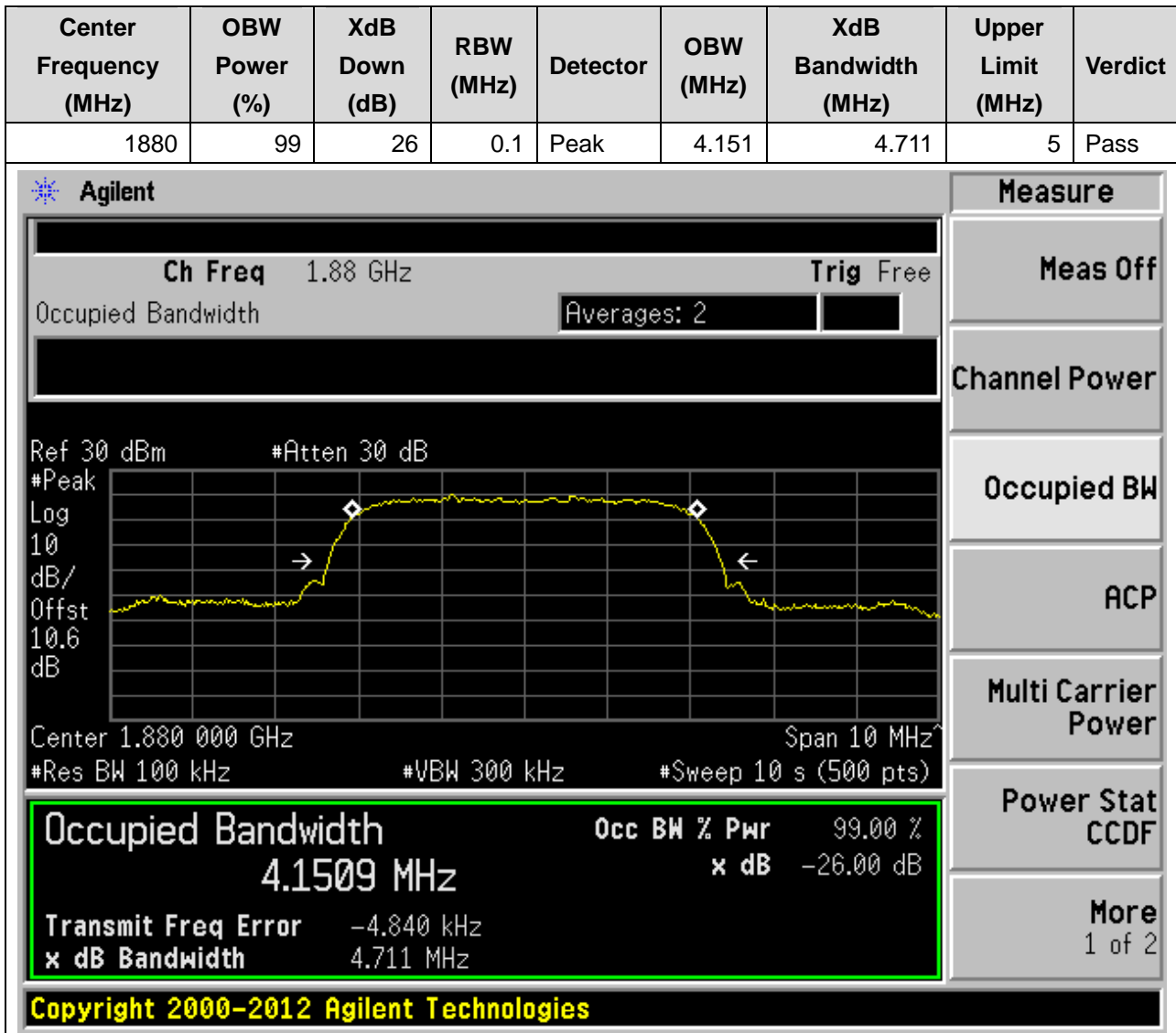
5. WCDMA_Band2

5.1. WCDMA Occupied Bandwidth(NTNV)(Channel:9262)

Center Frequency (MHz)	OBW Power (%)	XdB Down (dB)	RBW (MHz)	Detector	OBW (MHz)	XdB Bandwidth (MHz)	Upper Limit (MHz)	Verdict
1852.4	99	26	0.1	Peak	4.15	4.716	5	Pass



5.2. WCDMA Occupied Bandwidth(NTNV)(Channel:9400)



5.3. WCDMA Occupied Bandwidth(NTNV)(Channel:9538)

Center Frequency (MHz)	OBW Power (%)	XdB Down (dB)	RBW (MHz)	Detector	OBW (MHz)	XdB Bandwidth (MHz)	Upper Limit (MHz)	Verdict
1907.6	99	26	0.1	Peak	4.161	4.724	5	Pass

Agilent

Ch Freq 1.9076 GHz Trig Free

Occupied Bandwidth Averages: 2

Ref 30 dBm #Atten 30 dB

#Peak Log 10 dB/Offst 10.7 dB

Center 1.907 600 GHz Span 10 MHz

#Res BW 100 kHz #VBW 300 kHz #Sweep 10 s (500 pts)

Occupied Bandwidth Occ BW % Pwr 99.00 %

4.1610 MHz x dB -26.00 dB

Transmit Freq Error -5.497 kHz

x dB Bandwidth 4.724 MHz

Copyright 2000-2012 Agilent Technologies

Measure

Meas Off

Channel Power

Occupied BW

ACP

Multi Carrier Power

Power Stat CCDF

More 1 of 2

6. WCDMA_Band4

6.1. WCDMA Occupied Bandwidth(NTNV)(Channel:1312)

Center Frequency (MHz)	OBW Power (%)	XdB Down (dB)	RBW (MHz)	Detector	OBW (MHz)	XdB Bandwidth (MHz)	Upper Limit (MHz)	Verdict
1712.4	99	26	0.1	Peak	4.148	4.707	5	Pass

Agilent

Measure
 Meas Off
 Channel Power
 Occupied BW
 ACP
 Multi Carrier Power
 Power Stat CCDF
 More
 1 of 2

Ch Freq 1.7124 GHz Trig Free

Occupied Bandwidth Averages: 2

Ref 30 dBm #Atten 30 dB

#Peak

Log

10

dB/

Offst

10.4

dB

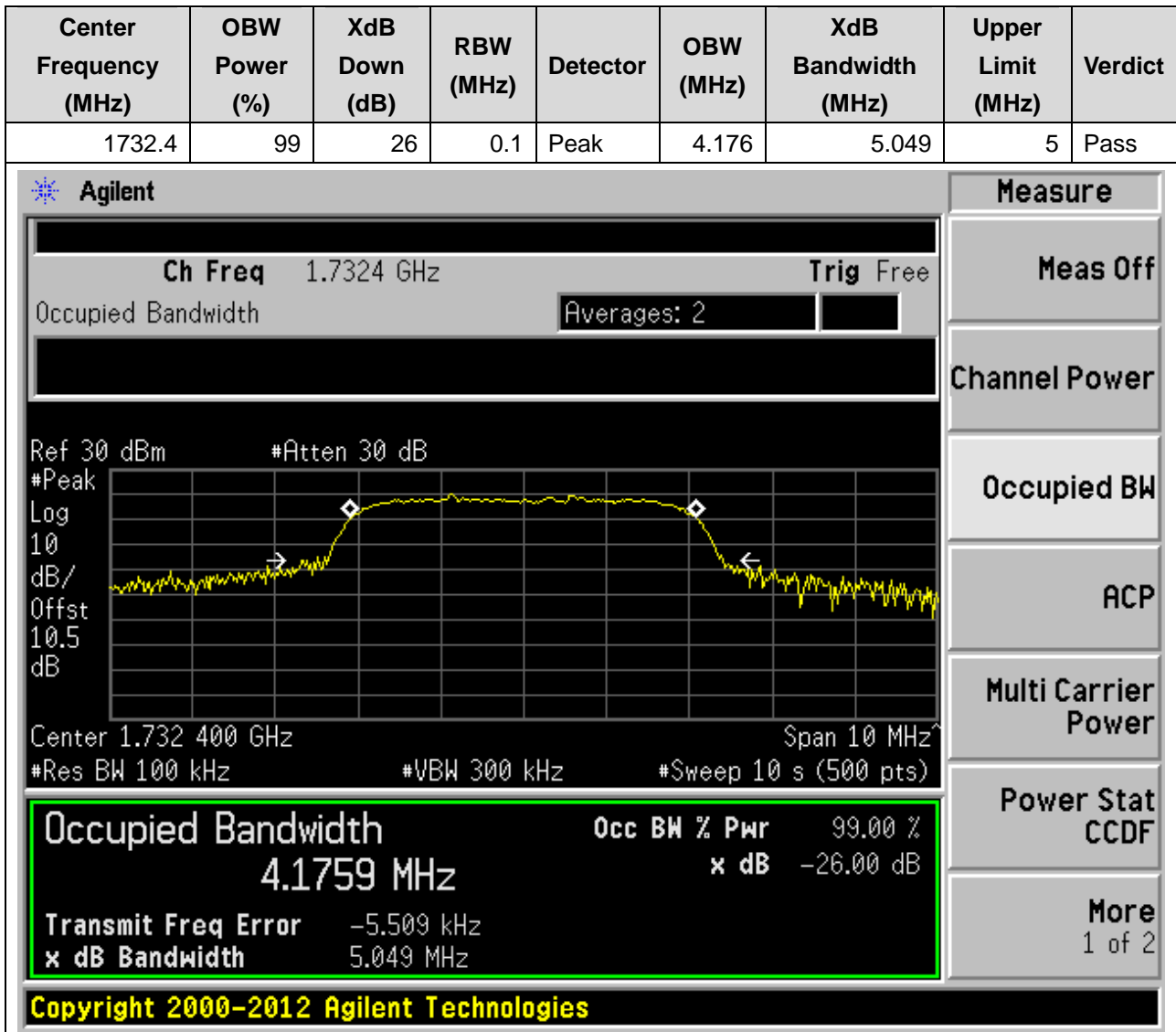
Center 1.712 400 GHz Span 10 MHz

#Res BW 100 kHz #VBW 300 kHz #Sweep 10 s (500 pts)

Occupied Bandwidth	Occ BW % Pwr 99.00 %
4.1481 MHz	x dB -26.00 dB
Transmit Freq Error	-4.607 kHz
x dB Bandwidth	4.707 MHz

Copyright 2000-2012 Agilent Technologies

6.2. WCDMA Occupied Bandwidth(NTNV)(Channel:1412)



6.3. WCDMA Occupied Bandwidth(NTNV)(Channel:1513)

Center Frequency (MHz)	OBW Power (%)	XdB Down (dB)	RBW (MHz)	Detector	OBW (MHz)	XdB Bandwidth (MHz)	Upper Limit (MHz)	Verdict
1752.6	99	26	0.1	Peak	4.155	4.722	5	Pass

Agilent

Measure

Ch Freq 1.7526 GHz

Trig Free

Occupied Bandwidth

Averages: 2

Ref 30 dBm #Atten 30 dB

#Peak Log 10 dB/Offst 10.5 dB

Center 1.752 600 GHz Span 10 MHz

#Res BW 100 kHz #VBW 300 kHz #Sweep 10 s (500 pts)

Meas Off

Channel Power

Occupied BW

ACP

Multi Carrier Power

Power Stat CCDF

More
1 of 2

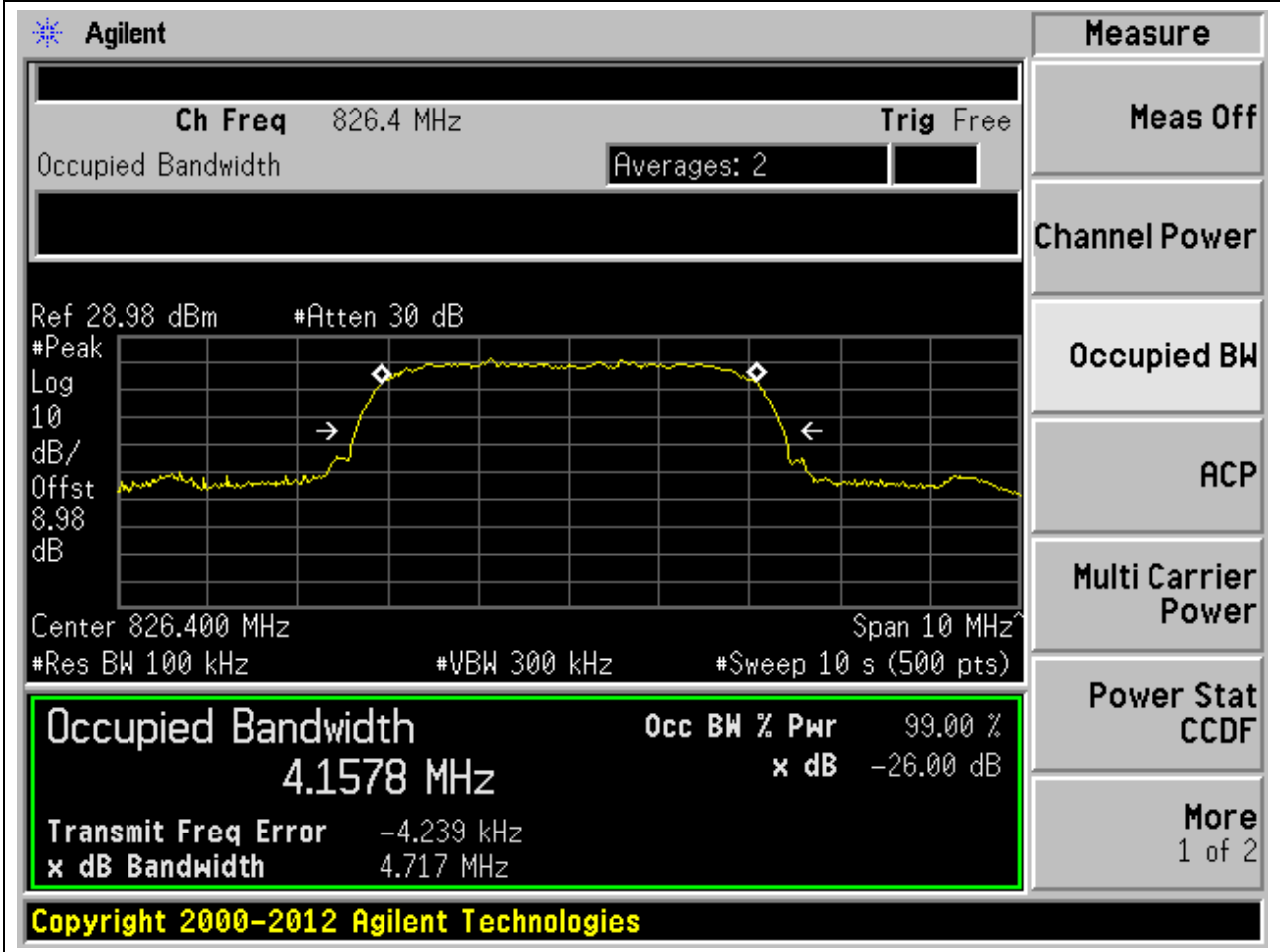
Occupied Bandwidth	Occ BW % Pwr	99.00 %
4.1546 MHz	x dB	-26.00 dB
Transmit Freq Error	-4.374 kHz	
x dB Bandwidth	4.722 MHz	

Copyright 2000-2012 Agilent Technologies

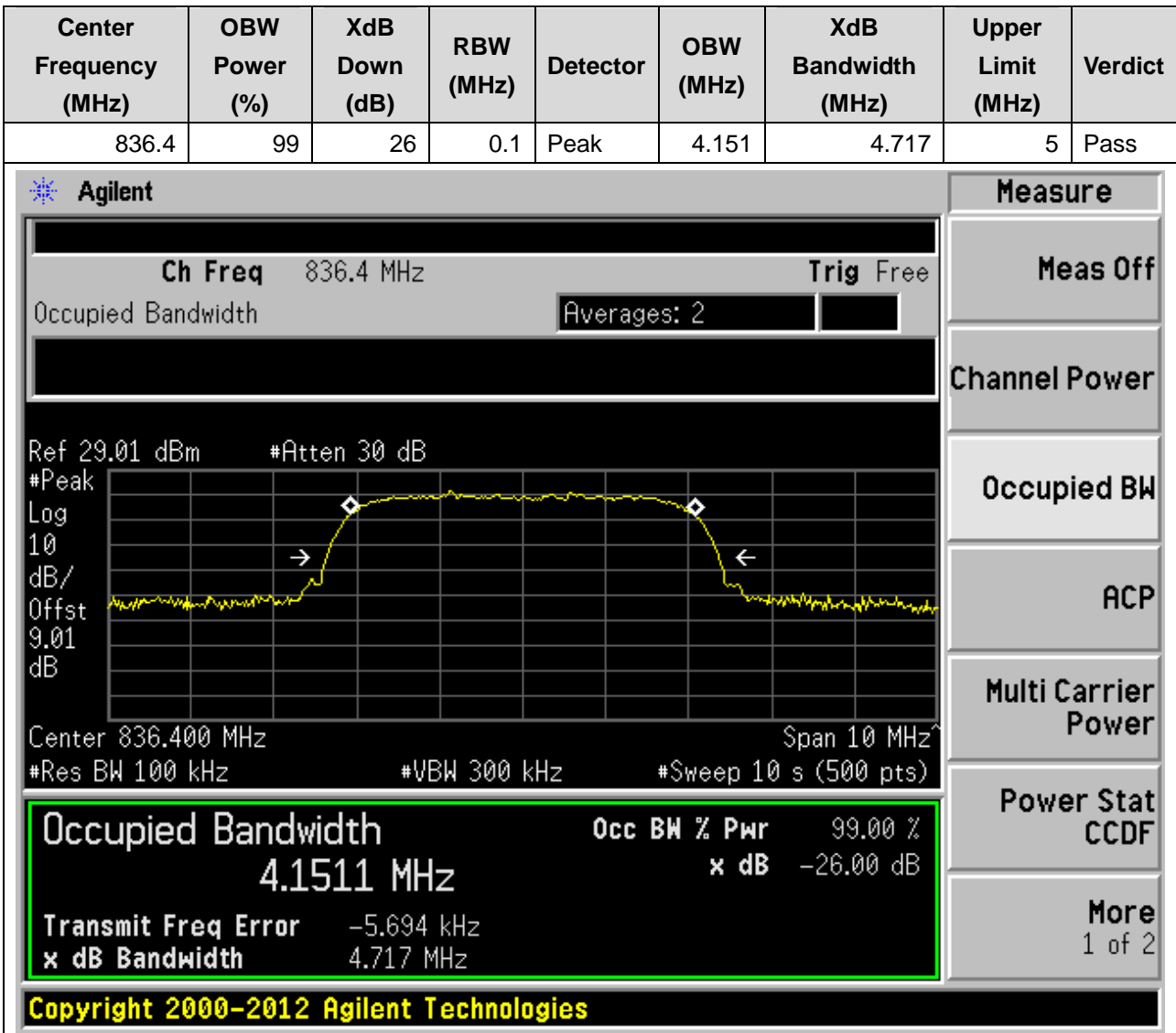
7. WCDMA_Band5

7.1. WCDMA Occupied Bandwidth(NTNV)(Channel:4132)

Center Frequency (MHz)	OBW Power (%)	XdB Down (dB)	RBW (MHz)	Detector	OBW (MHz)	XdB Bandwidth (MHz)	Upper Limit (MHz)	Verdict
826.4	99	26	0.1	Peak	4.158	4.717	5	Pass



7.2. WCDMA Occupied Bandwidth(NTNV)(Channel:4182)



7.3. WCDMA Occupied Bandwidth(NTNV)(Channel:4233)

Center Frequency (MHz)	OBW Power (%)	XdB Down (dB)	RBW (MHz)	Detector	OBW (MHz)	XdB Bandwidth (MHz)	Upper Limit (MHz)	Verdict
846.6	99	26	0.1	Peak	4.152	4.712	5	Pass

Agilent

Ch Freq 846.6 MHz Trig Free

Occupied Bandwidth Averages: 2

Ref 29.05 dBm #Atten 30 dB

#Peak Log 10 dB/ Offst 9.05 dB

Center 846.600 MHz Span 10 MHz

#Res BW 100 kHz #VBW 300 kHz #Sweep 10 s (500 pts)

Occupied Bandwidth Occ BW % Pwr 99.00 %

4.1515 MHz x dB -26.00 dB

Transmit Freq Error -12.139 kHz

x dB Bandwidth 4.712 MHz

Measure

Meas Off

Channel Power

Occupied BW

ACP

Multi Carrier Power

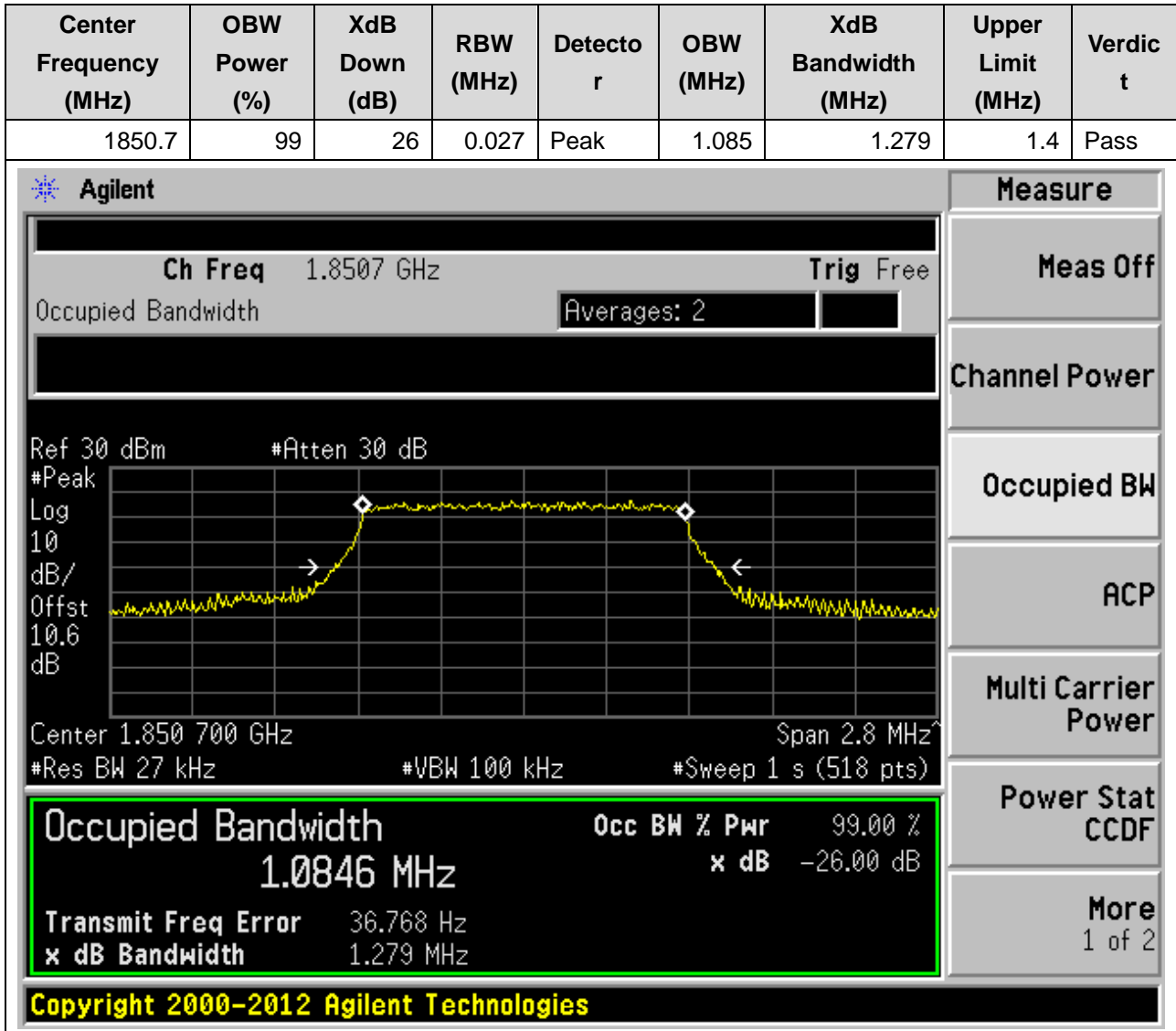
Power Stat CCDF

More 1 of 2

Copyright 2000-2012 Agilent Technologies

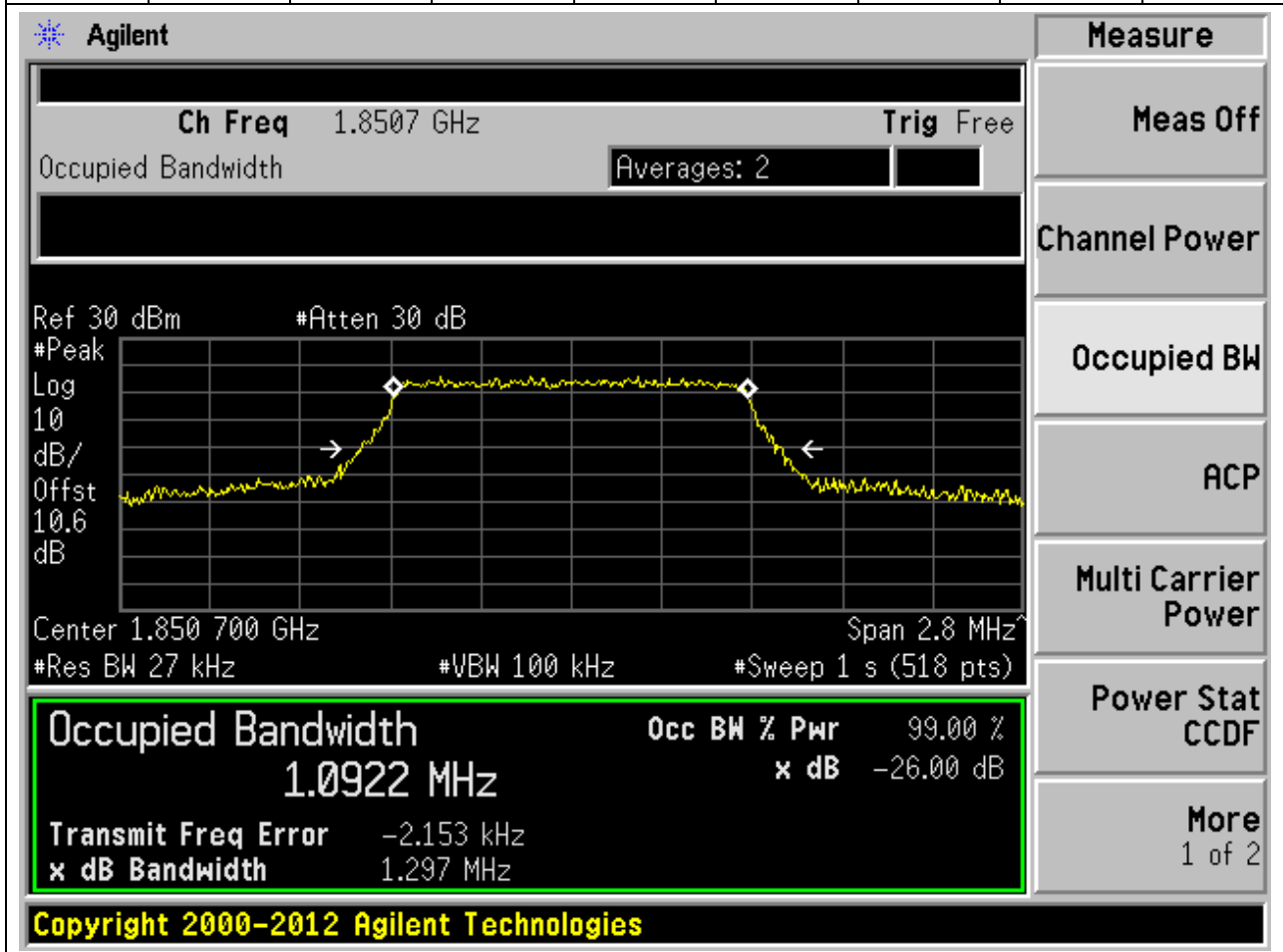
8. LTE_Band2

8.1. LTE Occupied Bandwidth(NTNV)(Subtest:1, Channel:18607, Bandwidth:1.4, Modulation:QPSK, RB Number: 6, RB Position:LOW)



8.2. LTE Occupied Bandwidth(NTNV)(Subtest:2, Channel:18607, Bandwidth:1.4, Modulation:Q16, RB Number: 6, RB Position:LOW)

Center Frequency (MHz)	OBW Power (%)	XdB Down (dB)	RBW (MHz)	Detector	OBW (MHz)	XdB Bandwidth (MHz)	Upper Limit (MHz)	Verdict
1850.7	99	26	0.027	Peak	1.092	1.297	1.4	Pass



8.3. LTE Occupied Bandwidth(NTNV)(Subtest:3, Channel:18900, Bandwidth:1.4, Modulation:QPSK, RB Number: 6, RB Position:LOW)

Center Frequency (MHz)	OBW Power (%)	XdB Down (dB)	RBW (MHz)	Detector	OBW (MHz)	XdB Bandwidth (MHz)	Upper Limit (MHz)	Verdict
1880	99	26	0.027	Peak	1.086	1.289	1.4	Pass

Agilent

Ch Freq 1.88 GHz Trig Free

Occupied Bandwidth Averages: 2

Ref 30 dBm #Atten 30 dB

#Peak Log 10 dB/Offst 10.6 dB

Center 1.880 000 GHz Span 2.8 MHz

#Res BW 27 kHz #VBW 100 kHz #Sweep 1 s (518 pts)

Occupied Bandwidth 1.0864 MHz

Occ BW % Pwr 99.00 %

x dB -26.00 dB

Transmit Freq Error -634.617 Hz

x dB Bandwidth 1.289 MHz

Copyright 2000-2012 Agilent Technologies

Measure

Meas Off

Channel Power

Occupied BW

ACP

Multi Carrier Power

Power Stat CCDF

More 1 of 2

8.4. LTE Occupied Bandwidth(NTNV)(Subtest:4, Channel:18900, Bandwidth:1.4, Modulation:Q16, RB Number: 6, RB Position:LOW)

Center Frequency (MHz)	OBW Power (%)	XdB Down (dB)	RBW (MHz)	Detector	OBW (MHz)	XdB Bandwidth (MHz)	Upper Limit (MHz)	Verdict
1880	99	26	0.027	Peak	1.084	1.263	1.4	Pass

Agilent

Measure
 Meas Off
 Channel Power
 Occupied BW
 ACP
 Multi Carrier Power
 Power Stat CCDF
 More
 1 of 2

Ch Freq 1.88 GHz Trig Free

Occupied Bandwidth Averages: 2

Ref 30 dBm #Atten 30 dB

#Peak Log 10 dB/Offst 10.6 dB

Center 1.880 000 GHz Span 2.8 MHz

#Res BW 27 kHz #VBW 100 kHz #Sweep 1 s (518 pts)

Occupied Bandwidth Occ BW % Pwr 99.00 %

1.0842 MHz x dB -26.00 dB

Transmit Freq Error -638.303 Hz

x dB Bandwidth 1.263 MHz

Copyright 2000-2012 Agilent Technologies

8.5. LTE Occupied Bandwidth(NTNV)(Subtest:5, Channel:19193, Bandwidth:1.4, Modulation:QPSK, RB Number: 6, RB Position:LOW)

Center Frequency (MHz)	OBW Power (%)	XdB Down (dB)	RBW (MHz)	Detector	OBW (MHz)	XdB Bandwidth (MHz)	Upper Limit (MHz)	Verdict
1909.3	99	26	0.027	Peak	1.089	1.273	1.4	Pass

Occupied Bandwidth 1.0891 MHz

Occ BW % Pwr 99.00 %
x dB -26.00 dB

Transmit Freq Error -1.952 kHz
x dB Bandwidth 1.273 MHz

Copyright 2000-2012 Agilent Technologies

8.6. LTE Occupied Bandwidth(NTNV)(Subtest:6, Channel:19193, Bandwidth:1.4, Modulation:Q16, RB Number: 6, RB Position:LOW)

Center Frequency (MHz)	OBW Power (%)	XdB Down (dB)	RBW (MHz)	Detector	OBW (MHz)	XdB Bandwidth (MHz)	Upper Limit (MHz)	Verdict
1909.3	99	26	0.027	Peak	1.092	1.282	1.4	Pass

Agilent

Measure

Ch Freq 1.9093 GHz
Trig Free

Occupied Bandwidth

Averages: 2

Ref 30 dBm
#Atten 30 dB

#Peak
Log

10
dB/

Offst
10.7

dB

Center 1.909 300 GHz
Span 2.8 MHz

#Res BW 27 kHz
#VBW 100 kHz
#Sweep 1 s (518 pts)

Occupied Bandwidth	Occ BW % Pwr	99.00 %
1.0917 MHz	x dB	-26.00 dB
Transmit Freq Error		-588.776 Hz
x dB Bandwidth		1.282 MHz

Meas Off

Channel Power

Occupied BW

ACP

Multi Carrier Power

Power Stat CCDF

More
1 of 2

Copyright 2000-2012 Agilent Technologies

8.7. LTE Occupied Bandwidth(NTNV)(Subtest:7, Channel:18615, Bandwidth:3, Modulation:QPSK, RB Number: 15, RB Position:LOW)

Center Frequency (MHz)	OBW Power (%)	XdB Down (dB)	RBW (MHz)	Detector	OBW (MHz)	XdB Bandwidth (MHz)	Upper Limit (MHz)	Verdict
1851.5	99	26	0.062	Peak	2.686	2.918	3	Pass

The screenshot displays the Agilent spectrum analyzer interface. At the top, it shows 'Ch Freq 1.8515 GHz' and 'Trig Free'. The main display area shows a spectrum plot with a yellow trace. The plot has a grid and is labeled with 'Ref 30 dBm', '#Peak Log 10 dB/Offst 10.6 dB', '#Atten 30 dB', 'Center 1.851 500 GHz', 'Span 6 MHz', '#Res BW 62 kHz', '#VBW 200 kHz', and '#Sweep 1 s (483 pts)'. Two white diamonds on the plot indicate the measurement points. Below the plot, a summary box (highlighted with a green border) shows the following data:

Occupied Bandwidth	Occ BW % Pwr	99.00 %
2.6863 MHz	x dB	-26.00 dB
Transmit Freq Error		249.545 Hz
x dB Bandwidth		2.918 MHz

On the right side of the interface, there is a 'Measure' menu with the following options: Meas Off, Channel Power, Occupied BW, ACP, Multi Carrier Power, Power Stat CCDF, and More (1 of 2).

Copyright 2000-2012 Agilent Technologies

8.8. LTE Occupied Bandwidth(NTNV)(Subtest:8, Channel:18615, Bandwidth:3, Modulation:Q16, RB Number: 15, RB Position:LOW)

Center Frequency (MHz)	OBW Power (%)	XdB Down (dB)	RBW (MHz)	Detector	OBW (MHz)	XdB Bandwidth (MHz)	Upper Limit (MHz)	Verdict
1851.5	99	26	0.062	Peak	2.68	2.901	3	Pass

Agilent

Ch Freq 1.8515 GHz Trig Free

Occupied Bandwidth Averages: 2

Ref 30 dBm #Atten 30 dB

#Peak Log 10 dB/Offst 10.6 dB

Center 1.851 500 GHz Span 6 MHz

#Res BW 62 kHz #VBW 200 kHz #Sweep 1 s (483 pts)

Occupied Bandwidth 2.6800 MHz

Occ BW % Pwr 99.00 %

x dB -26.00 dB

Transmit Freq Error -1.315 kHz

x dB Bandwidth 2.901 MHz

Copyright 2000-2012 Agilent Technologies

Measure

Meas Off

Channel Power

Occupied BW

ACP

Multi Carrier Power

Power Stat CCDF

More 1 of 2

8.9. LTE Occupied Bandwidth(NTNV)(Subtest:9, Channel:18900, Bandwidth:3, Modulation:QPSK, RB Number: 15, RB Position:LOW)

Center Frequency (MHz)	OBW Power (%)	XdB Down (dB)	RBW (MHz)	Detector	OBW (MHz)	XdB Bandwidth (MHz)	Upper Limit (MHz)	Verdict
1880	99	26	0.062	Peak	2.691	2.912	3	Pass

The screenshot displays the Agilent spectrum analyzer interface. The main display shows a spectrum plot with a yellow trace. The plot is set to a center frequency of 1.88 GHz and a span of 6 MHz. The y-axis is labeled 'dB/Offst' and is set to a reference of 30 dBm and an attenuation of 30 dB. The plot shows a signal with a peak at approximately 1.88 GHz. The 'Occupied Bandwidth' measurement is highlighted in a green box, showing a value of 2.6905 MHz. The 'Occ BW % Pwr' is 99.00% and the 'x dB' is -26.00 dB. The 'Transmit Freq Error' is 2.393 kHz and the 'x dB Bandwidth' is 2.912 MHz. The 'Measure' menu on the right includes options like 'Meas Off', 'Channel Power', 'Occupied BW', 'ACP', 'Multi Carrier Power', 'Power Stat CCDF', and 'More'.

Occupied Bandwidth	Occ BW % Pwr	x dB
2.6905 MHz	99.00 %	-26.00 dB

Copyright 2000-2012 Agilent Technologies

8.10. LTE Occupied Bandwidth(NTNV)(Subtest:10, Channel:18900, Bandwidth:3, Modulation:Q16, RB Number: 15, RB Position:LOW)

Center Frequency (MHz)	OBW Power (%)	XdB Down (dB)	RBW (MHz)	Detector	OBW (MHz)	XdB Bandwidth (MHz)	Upper Limit (MHz)	Verdict
1880	99	26	0.062	Peak	2.686	2.923	3	Pass

Agilent
Measure

Ch Freq 1.88 GHz
Trig Free

Occupied Bandwidth
Averages: 2

Ref 30 dBm #Atten 30 dB

#Peak Log 10 dB/Offst 10.6 dB

Center 1.880 000 GHz Span 6 MHz

#Res BW 62 kHz #VBW 200 kHz #Sweep 1 s (483 pts)

Occupied Bandwidth	Occ BW % Pwr 99.00 %
2.6856 MHz	x dB -26.00 dB
Transmit Freq Error -3.177 kHz	
x dB Bandwidth 2.923 MHz	

Copyright 2000-2012 Agilent Technologies
More
1 of 2

8.11. LTE Occupied Bandwidth(NTNV)(Subtest:11, Channel:19185, Bandwidth:3, Modulation:QPSK, RB Number: 15, RB Position:LOW)

Center Frequency (MHz)	OBW Power (%)	XdB Down (dB)	RBW (MHz)	Detector	OBW (MHz)	XdB Bandwidth (MHz)	Upper Limit (MHz)	Verdict
1908.5	99	26	0.062	Peak	2.695	2.919	3	Pass

Agilent

Measure
 Meas Off
 Channel Power
 Occupied BW
 ACP
 Multi Carrier Power
 Power Stat CCDF
 More
 1 of 2

Ch Freq 1.9085 GHz Trig Free

Occupied Bandwidth Averages: 2

Ref 30 dBm #Atten 30 dB

#Peak Log 10 dB/Offst 10.7 dB

Center 1.908 500 GHz Span 6 MHz

#Res BW 62 kHz #VBW 200 kHz #Sweep 1 s (483 pts)

Occupied Bandwidth Occ BW % Pwr 99.00 %

2.6948 MHz

x dB -26.00 dB

Transmit Freq Error -2.663 kHz

x dB Bandwidth 2.919 MHz

Copyright 2000-2012 Agilent Technologies

8.12. LTE Occupied Bandwidth(NTNV)(Subtest:12, Channel:19185, Bandwidth:3, Modulation:Q16, RB Number: 15, RB Position:LOW)

Center Frequency (MHz)	OBW Power (%)	XdB Down (dB)	RBW (MHz)	Detector	OBW (MHz)	XdB Bandwidth (MHz)	Upper Limit (MHz)	Verdict
1908.5	99	26	0.062	Peak	2.683	2.932	3	Pass

Agilent
Measure

Ch Freq 1.9085 GHz Trig Free

Occupied Bandwidth Averages: 2

Ref 30 dBm #Atten 30 dB

#Peak Log 10 dB/Offst 10.7 dB

Center 1.908 500 GHz Span 6 MHz

#Res BW 62 kHz #VBW 200 kHz #Sweep 1 s (483 pts)

Meas Off

Channel Power

Occupied BW

ACP

Multi Carrier Power

Power Stat CCDF

More 1 of 2

Occupied Bandwidth

2.6832 MHz

Occ BW % Pwr 99.00 %

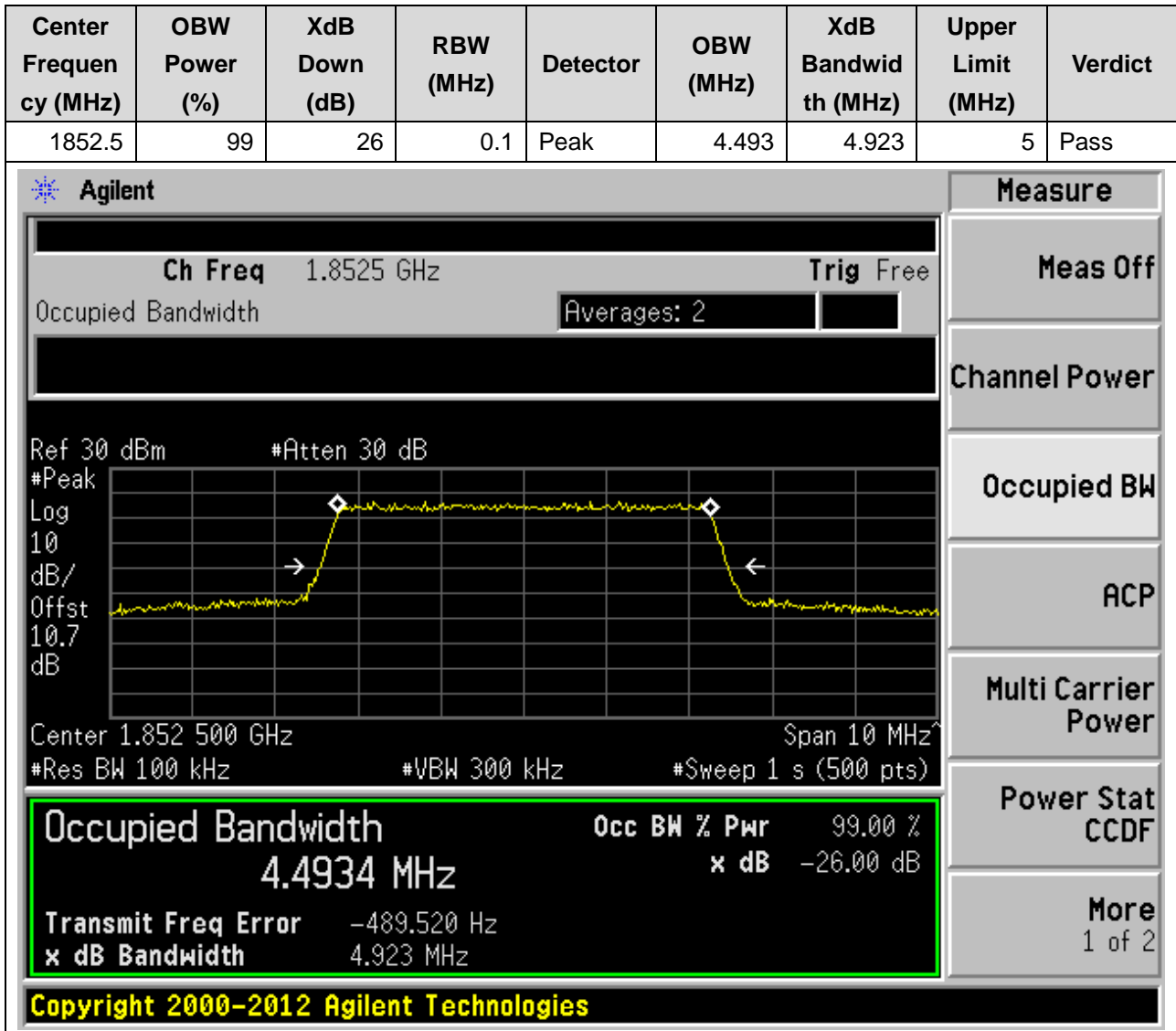
x dB -26.00 dB

Transmit Freq Error -2.625 kHz

x dB Bandwidth 2.932 MHz

Copyright 2000-2012 Agilent Technologies

8.13. LTE Occupied Bandwidth(NTNV)(Subtest:13, Channel:18625, Bandwidth:5, Modulation:QPSK, RB Number: 25, RB Position:LOW)



8.14. LTE Occupied Bandwidth(NTNV)(Subtest:14, Channel:18625, Bandwidth:5, Modulation:Q16, RB Number: 25, RB Position:LOW)

Center Frequency (MHz)	OBW Power (%)	XdB Down (dB)	RBW (MHz)	Detector	OBW (MHz)	XdB Bandwidth (MHz)	Upper Limit (MHz)	Verdict
1852.5	99	26	0.1	Peak	4.485	4.881	5	Pass

Agilent

Measure

Ch Freq 1.8525 GHz
Trig Free

Occupied Bandwidth

Averages: 2

Ref 30 dBm
#Atten 30 dB

#Peak
Log

10
dB/

Offst
10.7

dB

Center 1.852 500 GHz
Span 10 MHz

#Res BW 100 kHz
#VBW 300 kHz
#Sweep 1 s (500 pts)

Occupied Bandwidth	Occ BW % Pwr	99.00 %
4.4852 MHz	x dB	-26.00 dB
Transmit Freq Error		-488.421 Hz
x dB Bandwidth		4.881 MHz

Copyright 2000-2012 Agilent Technologies

Meas Off

Channel Power

Occupied BW

ACP

Multi Carrier Power

Power Stat CCDF

More
1 of 2

8.15. LTE Occupied Bandwidth(NTNV)(Subtest:15, Channel:18900, Bandwidth:5, Modulation:QPSK, RB Number: 25, RB Position:LOW)

Center Frequency (MHz)	OBW Power (%)	XdB Down (dB)	RBW (MHz)	Detector	OBW (MHz)	XdB Bandwidth (MHz)	Upper Limit (MHz)	Verdict
1880	99	26	0.1	Peak	4.486	4.918	5	Pass

Agilent

Measure
 Meas Off
 Channel Power
 Occupied BW
 ACP
 Multi Carrier Power
 Power Stat CCDF
 More
 1 of 2

Ch Freq 1.88 GHz Trig Free

Occupied Bandwidth Averages: 2

Ref 30 dBm #Atten 30 dB

#Peak Log 10 dB/Offst 10.6 dB

Center 1.880 000 GHz Span 10 MHz

#Res BW 100 kHz #VBW 300 kHz #Sweep 1 s (500 pts)

Occupied Bandwidth Occ BW % Pwr 99.00 %

4.4860 MHz x dB -26.00 dB

Transmit Freq Error -1.882 kHz

x dB Bandwidth 4.918 MHz

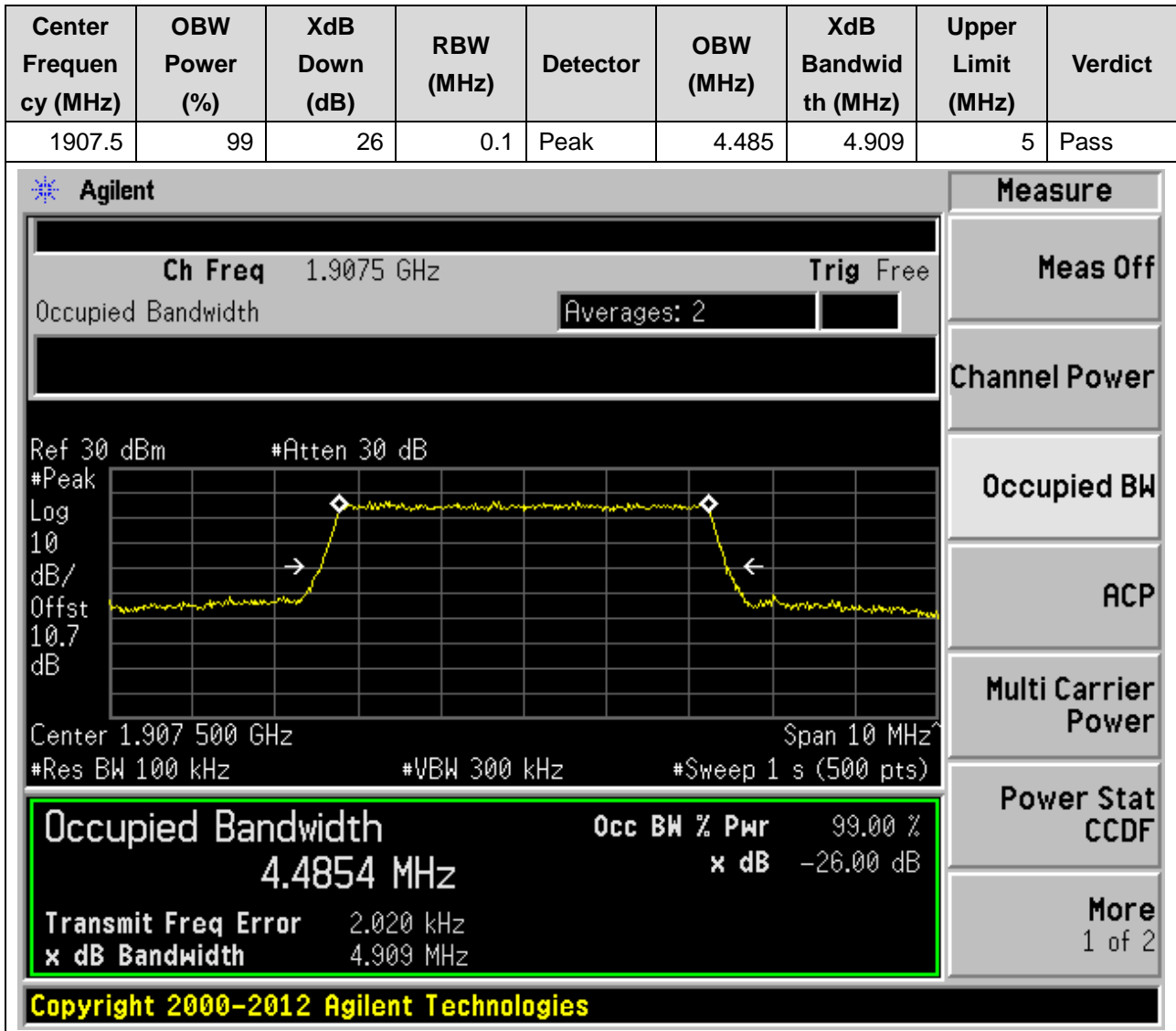
Copyright 2000-2012 Agilent Technologies

8.16. LTE Occupied Bandwidth(NTNV)(Subtest:16, Channel:18900, Bandwidth:5, Modulation:Q16, RB Number: 25, RB Position:LOW)

Center Frequency (MHz)	OBW Power (%)	XdB Down (dB)	RBW (MHz)	Detector	OBW (MHz)	XdB Bandwidth (MHz)	Upper Limit (MHz)	Verdict
1880	99	26	0.1	Peak	4.5	4.93	5	Pass

The screenshot displays the Agilent spectrum analyzer interface. At the top, it shows 'Ch Freq 1.88 GHz' and 'Trig Free'. The main display area shows a spectrum plot with a yellow trace. The plot parameters include 'Ref 30 dBm', '#Atten 30 dB', 'Log 10 dB/Offst 10.6 dB', 'Center 1.880 000 GHz', 'Span 10 MHz', '#Res BW 100 kHz', '#VBW 300 kHz', and '#Sweep 1 s (500 pts)'. A green box highlights the measurement results: 'Occupied Bandwidth 4.5000 MHz', 'Occ BW % Pwr 99.00 %', 'x dB -26.00 dB', 'Transmit Freq Error 3.941 kHz', and 'x dB Bandwidth 4.930 MHz'. On the right side, there is a 'Measure' menu with options: 'Meas Off', 'Channel Power', 'Occupied BW', 'ACP', 'Multi Carrier Power', 'Power Stat CCDF', and 'More 1 of 2'. At the bottom, it says 'Copyright 2000-2012 Agilent Technologies'.

8.17. LTE Occupied Bandwidth(NTNV)(Subtest:17, Channel:19175, Bandwidth:5, Modulation:QPSK, RB Number: 25, RB Position:LOW)



8.18. LTE Occupied Bandwidth(NTNV)(Subtest:18, Channel:19175, Bandwidth:5, Modulation:Q16, RB Number: 25, RB Position:LOW)

Center Frequency (MHz)	OBW Power (%)	XdB Down (dB)	RBW (MHz)	Detector	OBW (MHz)	XdB Bandwidth (MHz)	Upper Limit (MHz)	Verdict
1907.5	99	26	0.1	Peak	4.494	4.933	5	Pass

The screenshot displays the Agilent spectrum analyzer interface. At the top, it shows 'Ch Freq 1.9075 GHz' and 'Trig Free'. The main display area shows a spectrum plot with a yellow trace. The plot is set to 'Log' scale, 'dB/Offst 10.7 dB', and 'Ref 30 dBm'. The plot shows a signal with a flat top and sloped sides, indicating a channel with a defined bandwidth. The 'Occupied Bandwidth' is highlighted in a green box at the bottom of the screen, showing a value of 4.4935 MHz. The 'Occ BW % Pwr' is 99.00% and the 'x dB' is -26.00 dB. Other parameters shown include 'Transmit Freq Error 1.528 kHz' and 'x dB Bandwidth 4.933 MHz'. The interface also includes a 'Measure' menu on the right with options like 'Meas Off', 'Channel Power', 'Occupied BW', 'ACP', 'Multi Carrier Power', 'Power Stat CCDF', and 'More 1 of 2'. The copyright notice 'Copyright 2000-2012 Agilent Technologies' is visible at the bottom.

Occupied Bandwidth	Occ BW % Pwr	x dB
4.4935 MHz	99.00 %	-26.00 dB

Transmit Freq Error: 1.528 kHz
x dB Bandwidth: 4.933 MHz

Copyright 2000-2012 Agilent Technologies

8.19. LTE Occupied Bandwidth(NTNV)(Subtest:19, Channel:18650, Bandwidth:10, Modulation:QPSK, RB Number: 50, RB Position:LOW)

Center Frequency (MHz)	OBW Power (%)	XdB Down (dB)	RBW (MHz)	Detector	OBW (MHz)	XdB Bandwidth (MHz)	Upper Limit (MHz)	Verdict
1855	99	26	0.2	Peak	8.979	9.811	10	Pass

The screenshot displays the Agilent spectrum analyzer interface. At the top, it shows 'Ch Freq 1.855 GHz' and 'Trig Free'. Below this, the 'Occupied Bandwidth' measurement is shown with 'Averages: 2'. The main display is a spectrum plot with a yellow trace showing a signal between approximately 1.850 GHz and 1.860 GHz. The plot includes parameters: 'Ref 30 dBm', '#Atten 30 dB', 'Log 10 dB/Offst 10.7 dB', 'Center 1.855 00 GHz', 'Span 20 MHz', '#Res BW 200 kHz', '#VBW 620 kHz', and '#Sweep 1 s (500 pts)'. A summary box at the bottom left highlights the following data:

Occupied Bandwidth	Occ BW % Pwr	99.00 %
8.9786 MHz	x dB	-26.00 dB
Transmit Freq Error		13.343 kHz
x dB Bandwidth		9.811 MHz

On the right side of the interface, there is a 'Measure' menu with options: 'Meas Off', 'Channel Power', 'Occupied BW', 'ACP', 'Multi Carrier Power', 'Power Stat CCDF', and 'More 1 of 2'. At the bottom of the screen, the text 'Copyright 2000-2012 Agilent Technologies' is visible.

8.20. LTE Occupied Bandwidth(NTNV)(Subtest:20, Channel:18650, Bandwidth:10, Modulation:Q16, RB Number: 50, RB Position:LOW)

Center Frequency (MHz)	OBW Power (%)	XdB Down (dB)	RBW (MHz)	Detector	OBW (MHz)	XdB Bandwidth (MHz)	Upper Limit (MHz)	Verdict
1855	99	26	0.2	Peak	8.958	9.761	10	Pass

Agilent

Measure

Ch Freq 1.855 GHz
Trig Free

Occupied Bandwidth
Averages: 2

Ref 30 dBm
#Atten 30 dB

#Peak
Log

10
dB/

Offst
10.7

dB

Center 1.855 00 GHz
Span 20 MHz

#Res BW 200 kHz
#VBW 620 kHz
#Sweep 1 s (500 pts)

Occupied Bandwidth	Occ BW % Pwr	99.00 %
8.9583 MHz	x dB	-26.00 dB
Transmit Freq Error	218.120 Hz	
x dB Bandwidth	9.761 MHz	

Meas Off

Channel Power

Occupied BW

ACP

Multi Carrier Power

Power Stat CCDF

More
1 of 2

Copyright 2000-2012 Agilent Technologies

8.21. LTE Occupied Bandwidth(NTNV)(Subtest:21, Channel:18900, Bandwidth:10, Modulation:QPSK, RB Number: 50, RB Position:LOW)

Center Frequency (MHz)	OBW Power (%)	XdB Down (dB)	RBW (MHz)	Detector	OBW (MHz)	XdB Bandwidth (MHz)	Upper Limit (MHz)	Verdict
1880	99	26	0.2	Peak	8.966	9.775	10	Pass

Agilent
Measure

Ch Freq 1.88 GHz Trig Free

Occupied Bandwidth Averages: 2

Meas Off

Channel Power

Occupied BW

ACP

Multi Carrier Power

Power Stat CCDF

More
1 of 2

Ref 30 dBm #Atten 30 dB

Center 1.880 00 GHz Span 20 MHz

#Res BW 200 kHz #VBW 620 kHz #Sweep 1 s (500 pts)

Occupied Bandwidth	Occ BW % Pwr	99.00 %
8.9658 MHz	x dB	-26.00 dB
Transmit Freq Error	-4.406 kHz	
x dB Bandwidth	9.775 MHz	

Copyright 2000-2012 Agilent Technologies

8.22. LTE Occupied Bandwidth(NTNV)(Subtest:22, Channel:18900, Bandwidth:10, Modulation:Q16, RB Number: 50, RB Position:LOW)

Center Frequency (MHz)	OBW Power (%)	XdB Down (dB)	RBW (MHz)	Detector	OBW (MHz)	XdB Bandwidth (MHz)	Upper Limit (MHz)	Verdict
1880	99	26	0.2	Peak	8.966	9.733	10	Pass

The screenshot displays the Agilent spectrum analyzer interface. At the top, it shows 'Ch Freq 1.88 GHz' and 'Trig Free'. The main display area shows a spectrum plot with a yellow trace. The plot parameters include 'Ref 30 dBm', '#Atten 30 dB', 'Log 10', 'dB/Offst 10.6 dB', 'Center 1.880 00 GHz', 'Span 20 MHz', '#Res BW 200 kHz', '#VBW 620 kHz', and '#Sweep 1 s (500 pts)'. A green box highlights the measurement results: 'Occupied Bandwidth 8.9663 MHz', 'Occ BW % Pwr 99.00 %', 'x dB -26.00 dB', 'Transmit Freq Error 4.600 kHz', and 'x dB Bandwidth 9.733 MHz'. On the right side, there is a 'Measure' menu with options: 'Meas Off', 'Channel Power', 'Occupied BW', 'ACP', 'Multi Carrier Power', 'Power Stat CCDF', and 'More 1 of 2'. At the bottom, it says 'Copyright 2000-2012 Agilent Technologies'.

8.23. LTE Occupied Bandwidth(NTNV)(Subtest:23, Channel:19150, Bandwidth:10, Modulation:QPSK, RB Number: 50, RB Position:LOW)

Center Frequency (MHz)	OBW Power (%)	XdB Down (dB)	RBW (MHz)	Detector	OBW (MHz)	XdB Bandwidth (MHz)	Upper Limit (MHz)	Verdict
1905	99	26	0.2	Peak	8.975	9.745	10	Pass

The screenshot displays the Agilent spectrum analyzer interface. At the top, it shows 'Ch Freq 1.905 GHz' and 'Trig Free'. The main display area shows a spectrum plot with a yellow trace. The plot parameters include 'Ref 30 dBm', '#Atten 30 dB', 'Log 10 dB/Offst 10.7 dB', 'Center 1.905 00 GHz', 'Span 20 MHz', '#Res BW 200 kHz', '#VBW 620 kHz', and '#Sweep 1 s (500 pts)'. A green box highlights the 'Occupied Bandwidth' measurement results: 'Occ BW % Pwr 99.00 %', 'x dB -26.00 dB', '8.9749 MHz', 'Transmit Freq Error -7.172 kHz', and 'x dB Bandwidth 9.745 MHz'. On the right side, there is a 'Measure' menu with options: 'Meas Off', 'Channel Power', 'Occupied BW', 'ACP', 'Multi Carrier Power', 'Power Stat CCDF', and 'More 1 of 2'. At the bottom, it says 'Copyright 2000-2012 Agilent Technologies'.

8.24. LTE Occupied Bandwidth(NTNV)(Subtest:24, Channel:19150, Bandwidth:10, Modulation:Q16, RB Number: 50, RB Position:LOW)

Center Frequency (MHz)	OBW Power (%)	XdB Down (dB)	RBW (MHz)	Detector	OBW (MHz)	XdB Bandwidth (MHz)	Upper Limit (MHz)	Verdict
1905	99	26	0.2	Peak	8.982	9.802	10	Pass

Agilent
Measure

Ch Freq 1.905 GHz
Trig Free

Occupied Bandwidth
Averages: 2

Ref 30 dBm
#Atten 30 dB

#Peak
Log

10
dB/

Offst
10.7

dB

Center 1.905 00 GHz
Span 20 MHz

#Res BW 200 kHz
#VBW 620 kHz
#Sweep 1 s (500 pts)

Occupied Bandwidth
Occ BW % Pwr 99.00 %

8.9820 MHz
x dB -26.00 dB

Transmit Freq Error -10.940 kHz

x dB Bandwidth 9.802 MHz

Power Stat
CCDF

More
1 of 2

Copyright 2000-2012 Agilent Technologies

8.25. LTE Occupied Bandwidth(NTNV)(Subtest:25, Channel:18675, Bandwidth:15, Modulation:QPSK, RB Number: 75, RB Position:LOW)

Center Frequency (MHz)	OBW Power (%)	XdB Down (dB)	RBW (MHz)	Detector	OBW (MHz)	XdB Bandwidth (MHz)	Upper Limit (MHz)	Verdict
1857.5	99	26	0.3	Peak	13.438	14.599	15	Pass

Agilent

Measure

Ch Freq 1.8575 GHz
Trig Free

Occupied Bandwidth

Averages: 2

Ref 30 dBm
#Atten 30 dB

#Peak
Log

10
dB/

Offst
10.7

dB

Center 1.857 50 GHz
Span 30 MHz

#Res BW 300 kHz
#VBW 1 MHz
#Sweep 1 s (500 pts)

Occupied Bandwidth	Occ BW % Pwr	99.00 %
13.4380 MHz	x dB	-26.00 dB
Transmit Freq Error		-727.644 Hz
x dB Bandwidth		14.599 MHz

Copyright 2000-2012 Agilent Technologies

Meas Off

Channel Power

Occupied BW

ACP

Multi Carrier Power

Power Stat CCDF

More
1 of 2

8.26. LTE Occupied Bandwidth(NTNV)(Subtest:26, Channel:18675, Bandwidth:15, Modulation:Q16, RB Number: 75, RB Position:LOW)

Center Frequency (MHz)	OBW Power (%)	XdB Down (dB)	RBW (MHz)	Detector	OBW (MHz)	XdB Bandwidth (MHz)	Upper Limit (MHz)	Verdict
1857.5	99	26	0.3	Peak	13.448	14.666	15	Pass

Agilent

Measure
 Meas Off
 Channel Power
 Occupied BW
 ACP
 Multi Carrier Power
 Power Stat CCDF
 More
 1 of 2

Ch Freq 1.8575 GHz Trig Free

Occupied Bandwidth Averages: 2

Ref 30 dBm #Atten 30 dB

#Peak Log 10 dB/Offst 10.7 dB

Center 1.85750 GHz Span 30 MHz

#Res BW 300 kHz #VBW 1 MHz #Sweep 1 s (500 pts)

Occupied Bandwidth Occ BW % Pwr 99.00 %

13.4481 MHz x dB -26.00 dB

Transmit Freq Error 4.681 kHz

x dB Bandwidth 14.666 MHz

Copyright 2000-2012 Agilent Technologies

8.27. LTE Occupied Bandwidth(NTNV)(Subtest:27, Channel:18900, Bandwidth:15, Modulation:QPSK, RB Number: 75, RB Position:LOW)

Center Frequency (MHz)	OBW Power (%)	XdB Down (dB)	RBW (MHz)	Detector	OBW (MHz)	XdB Bandwidth (MHz)	Upper Limit (MHz)	Verdict
1880	99	26	0.3	Peak	13.42	14.601	15	Pass

The screenshot displays the Agilent spectrum analyzer interface. At the top, it shows 'Ch Freq 1.88 GHz' and 'Trig Free'. The main display area shows a spectrum plot with a yellow trace. The plot parameters include 'Ref 30 dBm', '#Atten 30 dB', 'Log 10 dB/Offst 10.6 dB', 'Center 1.880 00 GHz', 'Span 30 MHz', '#Res BW 300 kHz', '#VBW 1 MHz', and '#Sweep 1 s (500 pts)'. A green box highlights the 'Occupied Bandwidth' measurement results: 'Occupied Bandwidth 13.4201 MHz', 'Occ BW % Pwr 99.00 %', and 'x dB -26.00 dB'. Other parameters shown include 'Transmit Freq Error 816.554 Hz' and 'x dB Bandwidth 14.601 MHz'. On the right side, there is a 'Measure' menu with options like 'Meas Off', 'Channel Power', 'Occupied BW', 'ACP', 'Multi Carrier Power', 'Power Stat CCDF', and 'More 1 of 2'. At the bottom, the copyright notice 'Copyright 2000-2012 Agilent Technologies' is visible.

8.28. LTE Occupied Bandwidth(NTNV)(Subtest:28, Channel:18900, Bandwidth:15, Modulation:Q16, RB Number: 75, RB Position:LOW)

Center Frequency (MHz)	OBW Power (%)	XdB Down (dB)	RBW (MHz)	Detector	OBW (MHz)	XdB Bandwidth (MHz)	Upper Limit (MHz)	Verdict
1880	99	26	0.3	Peak	13.45	14.668	15	Pass

Agilent
Measure

Ch Freq 1.88 GHz
Trig Free

Occupied Bandwidth
Averages: 2

Ref 30 dBm
#Atten 30 dB

#Peak
Log

10
dB/

Offst
10.6

dB

Center 1.880 00 GHz
Span 30 MHz

#Res BW 300 kHz
#VBW 1 MHz
#Sweep 1 s (500 pts)

Occupied Bandwidth
Occ BW % Pwr 99.00 %

13.4497 MHz
x dB -26.00 dB

Transmit Freq Error -11.311 kHz

x dB Bandwidth 14.668 MHz

Copyright 2000-2012 Agilent Technologies

Meas Off

Channel Power

Occupied BW

ACP

Multi Carrier Power

Power Stat CCDF

More
1 of 2

8.29. LTE Occupied Bandwidth(NTNV)(Subtest:29, Channel:19125, Bandwidth:15, Modulation:QPSK, RB Number: 75, RB Position:LOW)

Center Frequency (MHz)	OBW Power (%)	XdB Down (dB)	RBW (MHz)	Detector	OBW (MHz)	XdB Bandwidth (MHz)	Upper Limit (MHz)	Verdict
1902.5	99	26	0.3	Peak	13.423	14.683	15	Pass

The screenshot displays the Agilent spectrum analyzer interface. At the top, it shows 'Ch Freq 1.9025 GHz' and 'Trig Free'. The main display area shows a spectrum plot with a yellow trace. The plot parameters include 'Ref 30 dBm', '#Atten 30 dB', 'Log', '10 dB/Offst', and '10.7 dB'. The plot shows a signal with a peak at approximately 1.9025 GHz. The 'Occupied Bandwidth' is highlighted in a green box, showing a value of 13.4230 MHz. Other parameters shown include 'Transmit Freq Error -23.940 kHz' and 'x dB Bandwidth 14.683 MHz'. The 'Occupied Bandwidth' summary table is as follows:

Occupied Bandwidth	Occ BW % Pwr	99.00 %
13.4230 MHz	x dB	-26.00 dB
Transmit Freq Error	-23.940 kHz	
x dB Bandwidth	14.683 MHz	

On the right side of the interface, there is a 'Measure' menu with options: 'Meas Off', 'Channel Power', 'Occupied BW', 'ACP', 'Multi Carrier Power', 'Power Stat CCDF', and 'More 1 of 2'. At the bottom, the copyright notice 'Copyright 2000-2012 Agilent Technologies' is visible.

8.30. LTE Occupied Bandwidth(NTNV)(Subtest:30, Channel:19125, Bandwidth:15, Modulation:Q16, RB Number: 75, RB Position:LOW)

Center Frequency (MHz)	OBW Power (%)	XdB Down (dB)	RBW (MHz)	Detector	OBW (MHz)	XdB Bandwidth (MHz)	Upper Limit (MHz)	Verdict
1902.5	99	26	0.3	Peak	13.455	14.665	15	Pass

The screenshot displays the Agilent spectrum analyzer interface. At the top, it shows 'Ch Freq 1.9025 GHz' and 'Trig Free'. The main display area shows a spectrum plot with a yellow trace. The plot parameters include 'Ref 30 dBm', '#Atten 30 dB', 'Log 10', 'dB/Offst 10.7 dB', 'Center 1.902 50 GHz', 'Span 30 MHz', '#Res BW 300 kHz', '#VBW 1 MHz', and '#Sweep 1 s (500 pts)'. A green box highlights the 'Occupied Bandwidth' measurement results: 'Occupied Bandwidth 13.4553 MHz', 'Occ BW % Pwr 99.00 %', and 'x dB -26.00 dB'. Other parameters shown include 'Transmit Freq Error -5.169 kHz' and 'x dB Bandwidth 14.665 MHz'. On the right side, there is a 'Measure' menu with options: 'Meas Off', 'Channel Power', 'Occupied BW', 'ACP', 'Multi Carrier Power', 'Power Stat CCDF', and 'More 1 of 2'. At the bottom, it says 'Copyright 2000-2012 Agilent Technologies'.

8.31. LTE Occupied Bandwidth(NTNV)(Subtest:31, Channel:18700, Bandwidth:20, Modulation:QPSK, RB Number: 100, RB Position:LOW)

Center Frequency (MHz)	OBW Power (%)	XdB Down (dB)	RBW (MHz)	Detector	OBW (MHz)	XdB Bandwidth (MHz)	Upper Limit (MHz)	Verdict
1860	99	26	0.39	Peak	17.921	19.377	20	Pass

Agilent

Measure
 Meas Off
 Channel Power
 Occupied BW
 ACP
 Multi Carrier Power
 Power Stat CCDF
 More
 1 of 2

Ch Freq 1.86 GHz Trig Free

Occupied Bandwidth Averages: 2

Ref 30 dBm #Atten 30 dB

#Peak Log 10 dB/Offst 10.7 dB

Center 1.860 00 GHz Span 40 MHz

#Res BW 390 kHz #VBW 1.2 MHz #Sweep 1 s (512 pts)

Occupied Bandwidth Occ BW % Pwr 99.00 %

17.9215 MHz

x dB -26.00 dB

Transmit Freq Error 8.071 kHz

x dB Bandwidth 19.377 MHz

Copyright 2000-2012 Agilent Technologies

8.32. LTE Occupied Bandwidth(NTNV)(Subtest:32, Channel:18700, Bandwidth:20, Modulation:Q16, RB Number: 100, RB Position:LOW)

Center Frequency (MHz)	OBW Power (%)	XdB Down (dB)	RBW (MHz)	Detector	OBW (MHz)	XdB Bandwidth (MHz)	Upper Limit (MHz)	Verdict
1860	99	26	0.39	Peak	17.963	19.46	20	Pass

Agilent

Measure
 Meas Off
 Channel Power
 Occupied BW
 ACP
 Multi Carrier Power
 Power Stat CCDF
 More
 1 of 2

Ch Freq 1.86 GHz Trig Free

Occupied Bandwidth Averages: 2

Ref 30 dBm #Atten 30 dB

#Peak Log 10 dB/Offst 10.7 dB

Center 1.860 00 GHz Span 40 MHz

#Res BW 390 kHz #VBW 1.2 MHz #Sweep 1 s (512 pts)

Occupied Bandwidth Occ BW % Pwr 99.00 %

17.9631 MHz

x dB -26.00 dB

Transmit Freq Error 18.802 kHz

x dB Bandwidth 19.460 MHz

Copyright 2000-2012 Agilent Technologies

8.33. LTE Occupied Bandwidth(NTNV)(Subtest:33, Channel:18900, Bandwidth:20, Modulation:QPSK, RB Number: 100, RB Position:LOW)

Center Frequency (MHz)	OBW Power (%)	XdB Down (dB)	RBW (MHz)	Detector	OBW (MHz)	XdB Bandwidth (MHz)	Upper Limit (MHz)	Verdict
1880	99	26	0.39	Peak	17.891	19.345	20	Pass

Agilent

Measure
 Meas Off
 Channel Power
Occupied BW
 ACP
 Multi Carrier Power
 Power Stat CCDF
 More
 1 of 2

Ch Freq 1.88 GHz Trig Free

Occupied Bandwidth Averages: 2

Ref 30 dBm #Atten 30 dB

#Peak Log 10 dB/Offst 10.6 dB

Center 1.880 00 GHz Span 40 MHz

#Res BW 390 kHz #VBW 1.2 MHz #Sweep 1 s (512 pts)

Occupied Bandwidth	Occ BW % Pwr	99.00 %
17.8912 MHz	x dB	-26.00 dB
Transmit Freq Error	4.822 kHz	
x dB Bandwidth	19.345 MHz	

Copyright 2000-2012 Agilent Technologies

8.34. LTE Occupied Bandwidth(NTNV)(Subtest:34, Channel:18900, Bandwidth:20, Modulation:Q16, RB Number: 100, RB Position:LOW)

Center Frequency (MHz)	OBW Power (%)	XdB Down (dB)	RBW (MHz)	Detector	OBW (MHz)	XdB Bandwidth (MHz)	Upper Limit (MHz)	Verdict
1880	99	26	0.39	Peak	17.918	19.379	20	Pass

The screenshot displays the Agilent spectrum analyzer interface. At the top, it shows 'Ch Freq 1.88 GHz' and 'Trig Free'. The main display area shows a spectrum plot with a yellow trace. The plot parameters include 'Ref 30 dBm', '#Atten 30 dB', 'Log 10 dB/Offst 10.6 dB', 'Center 1.880 00 GHz', 'Span 40 MHz', '#Res BW 390 kHz', '#VBW 1.2 MHz', and '#Sweep 1 s (512 pts)'. A green box highlights the 'Occupied Bandwidth' measurement results: 'Occupied Bandwidth 17.9180 MHz', 'Occ BW % Pwr 99.00 %', and 'x dB -26.00 dB'. Below this, it shows 'Transmit Freq Error -25.935 kHz' and 'x dB Bandwidth 19.379 MHz'. On the right side, there is a 'Measure' menu with options like 'Meas Off', 'Channel Power', 'Occupied BW', 'ACP', 'Multi Carrier Power', 'Power Stat CCDF', and 'More 1 of 2'. At the bottom, it says 'Copyright 2000-2012 Agilent Technologies'.

8.35. LTE Occupied Bandwidth(NTNV)(Subtest:35, Channel:19100, Bandwidth:20, Modulation:QPSK, RB Number: 100, RB Position:LOW)

Center Frequency (MHz)	OBW Power (%)	XdB Down (dB)	RBW (MHz)	Detector	OBW (MHz)	XdB Bandwidth (MHz)	Upper Limit (MHz)	Verdict
1900	99	26	0.39	Peak	17.923	19.532	20	Pass

Agilent
Measure

Ch Freq 1.9 GHz
Trig Free

Occupied Bandwidth
Averages: 2

Ref 30 dBm
#Atten 30 dB

#Peak
Log

10
dB/

Offst
10.7

dB

Center 1.900 00 GHz
Span 40 MHz

#Res BW 390 kHz
#VBW 1.2 MHz
#Sweep 1 s (512 pts)

Occupied Bandwidth	Occ BW % Pwr	99.00 %
17.9228 MHz	x dB	-26.00 dB
Transmit Freq Error	-33.519 kHz	
x dB Bandwidth	19.532 MHz	

Power Stat
CCDF

More
1 of 2

Copyright 2000-2012 Agilent Technologies

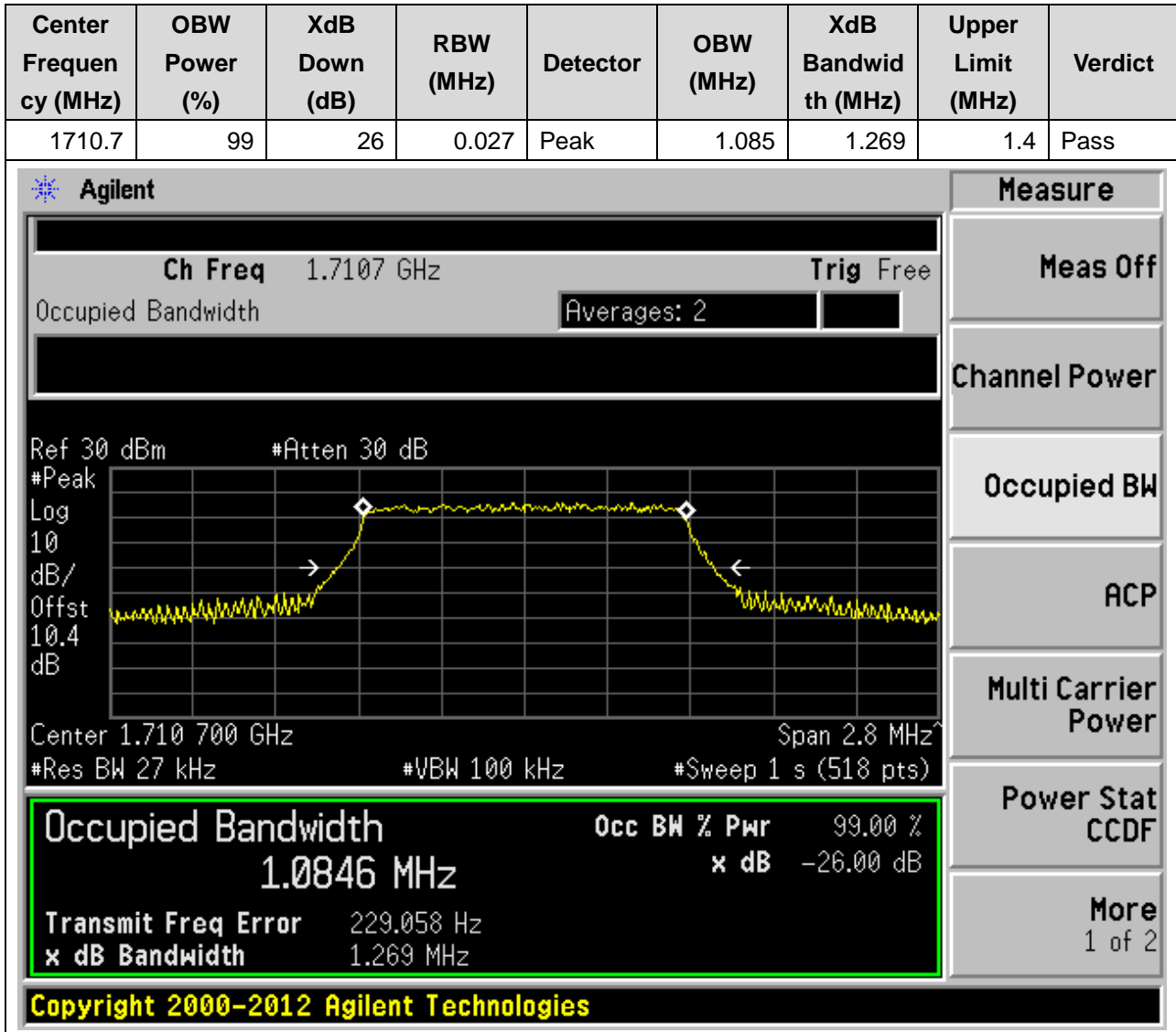
8.36. LTE Occupied Bandwidth(NTNV)(Subtest:36, Channel:19100, Bandwidth:20, Modulation:Q16, RB Number: 100, RB Position:LOW)

Center Frequency (MHz)	OBW Power (%)	XdB Down (dB)	RBW (MHz)	Detector	OBW (MHz)	XdB Bandwidth (MHz)	Upper Limit (MHz)	Verdict
1900	99	26	0.39	Peak	17.918	19.399	20	Pass

The screenshot displays the Agilent spectrum analyzer interface. At the top, it shows 'Ch Freq 1.9 GHz' and 'Trig Free'. The main display area shows a spectrum plot with a yellow trace. The plot parameters include 'Ref 30 dBm', '#Atten 30 dB', 'Log 10 dB/Offst 10.7 dB', 'Center 1.900 00 GHz', 'Span 40 MHz', '#Res BW 390 kHz', '#VBW 1.2 MHz', and '#Sweep 1 s (512 pts)'. A green box highlights the 'Occupied Bandwidth' measurement results: 'Occupied Bandwidth 17.9184 MHz', 'Occ BW % Pwr 99.00 %', and 'x dB -26.00 dB'. Other parameters shown include 'Transmit Freq Error -19.279 kHz' and 'x dB Bandwidth 19.399 MHz'. On the right side, there is a 'Measure' menu with options like 'Meas Off', 'Channel Power', 'Occupied BW', 'ACP', 'Multi Carrier Power', 'Power Stat CCDF', and 'More 1 of 2'. The bottom of the screen displays 'Copyright 2000-2012 Agilent Technologies'.

9. LTE_Band4

9.1. LTE Occupied Bandwidth(NTLV)(Subtest:1, Channel:19957, Bandwidth:1.4, Modulation:QPSK, RB Number: 6, RB Position:LOW)



9.2. LTE Occupied Bandwidth(NTLV)(Subtest:2, Channel:19957, Bandwidth:1.4, Modulation:Q16, RB Number: 6, RB Position:LOW)

Center Frequency (MHz)	OBW Power (%)	XdB Down (dB)	RBW (MHz)	Detector	OBW (MHz)	XdB Bandwidth (MHz)	Upper Limit (MHz)	Verdict
1710.7	99	26	0.027	Peak	1.093	1.285	1.4	Pass

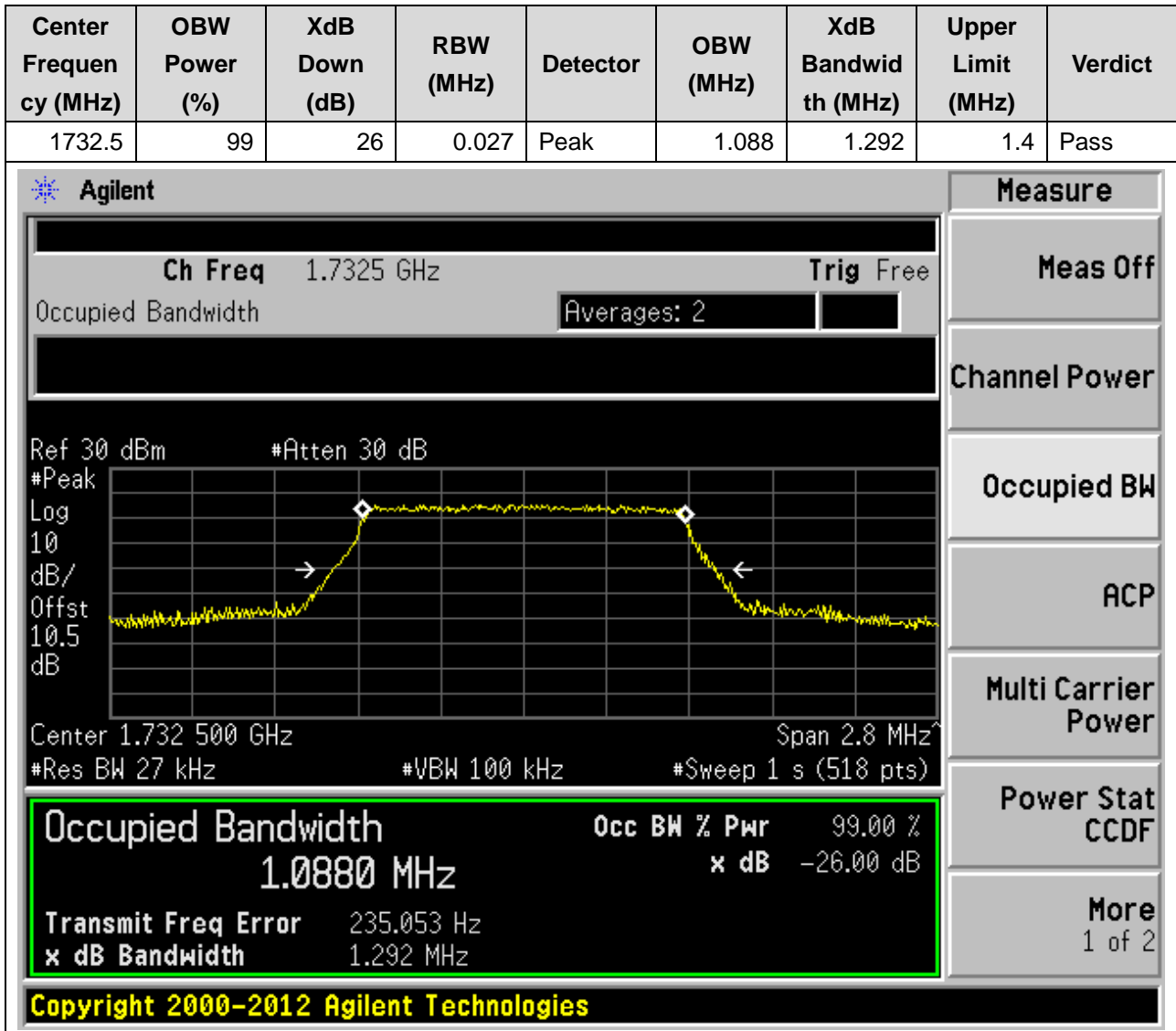
The screenshot displays the Agilent spectrum analyzer interface. At the top, the channel frequency is 1.7107 GHz. The main display shows a spectrum plot with a yellow trace. The plot parameters include: Ref 30 dBm, #Atten 30 dB, Log 10, dB/Offst 10.4 dB, Center 1.710 700 GHz, Span 2.8 MHz, #Res BW 27 kHz, #VBW 100 kHz, and #Sweep 1 s (518 pts). A green box highlights the measurement results:

Occupied Bandwidth	Occ BW % Pwr	99.00 %
1.0926 MHz	x dB	-26.00 dB
Transmit Freq Error		-2.333 kHz
x dB Bandwidth		1.285 MHz

On the right side, there is a 'Measure' menu with options: Meas Off, Channel Power, Occupied BW, ACP, Multi Carrier Power, Power Stat CCDF, and More (1 of 2). The 'Occupied BW' option is currently selected.

Copyright 2000-2012 Agilent Technologies

9.3. LTE Occupied Bandwidth(NTLV)(Subtest:3, Channel:20175, Bandwidth:1.4, Modulation:QPSK, RB Number: 6, RB Position:LOW)



9.4. LTE Occupied Bandwidth(NTLV)(Subtest:4, Channel:20175, Bandwidth:1.4, Modulation:Q16, RB Number: 6, RB Position:LOW)

Center Frequency (MHz)	OBW Power (%)	XdB Down (dB)	RBW (MHz)	Detector	OBW (MHz)	XdB Bandwidth (MHz)	Upper Limit (MHz)	Verdict
1732.5	99	26	0.027	Peak	1.085	1.265	1.4	Pass

Agilent

Measure

Ch Freq 1.7325 GHz
Trig Free

Occupied Bandwidth

Averages: 2

Ref 30 dBm
#Atten 30 dB

#Peak
Log

10
dB/

Offst
10.5

dB

Center 1.732 500 GHz
Span 2.8 MHz

#Res BW 27 kHz
#VBW 100 kHz
#Sweep 1 s (518 pts)

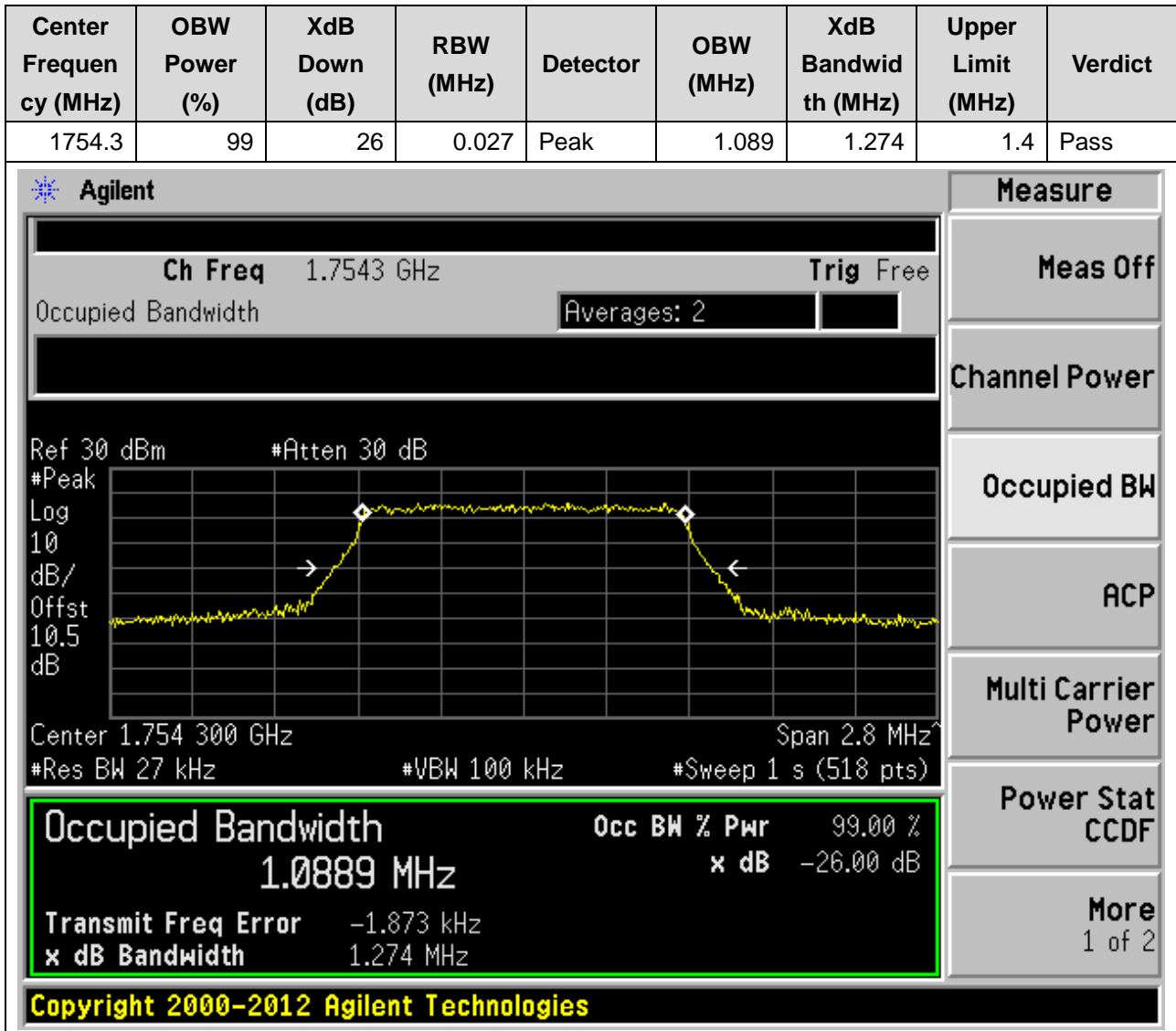
Occupied Bandwidth	Occ BW % Pwr	99.00 %
1.0851 MHz	x dB	-26.00 dB
Transmit Freq Error	-632.666 Hz	
x dB Bandwidth	1.265 MHz	

Power Stat
CCDF

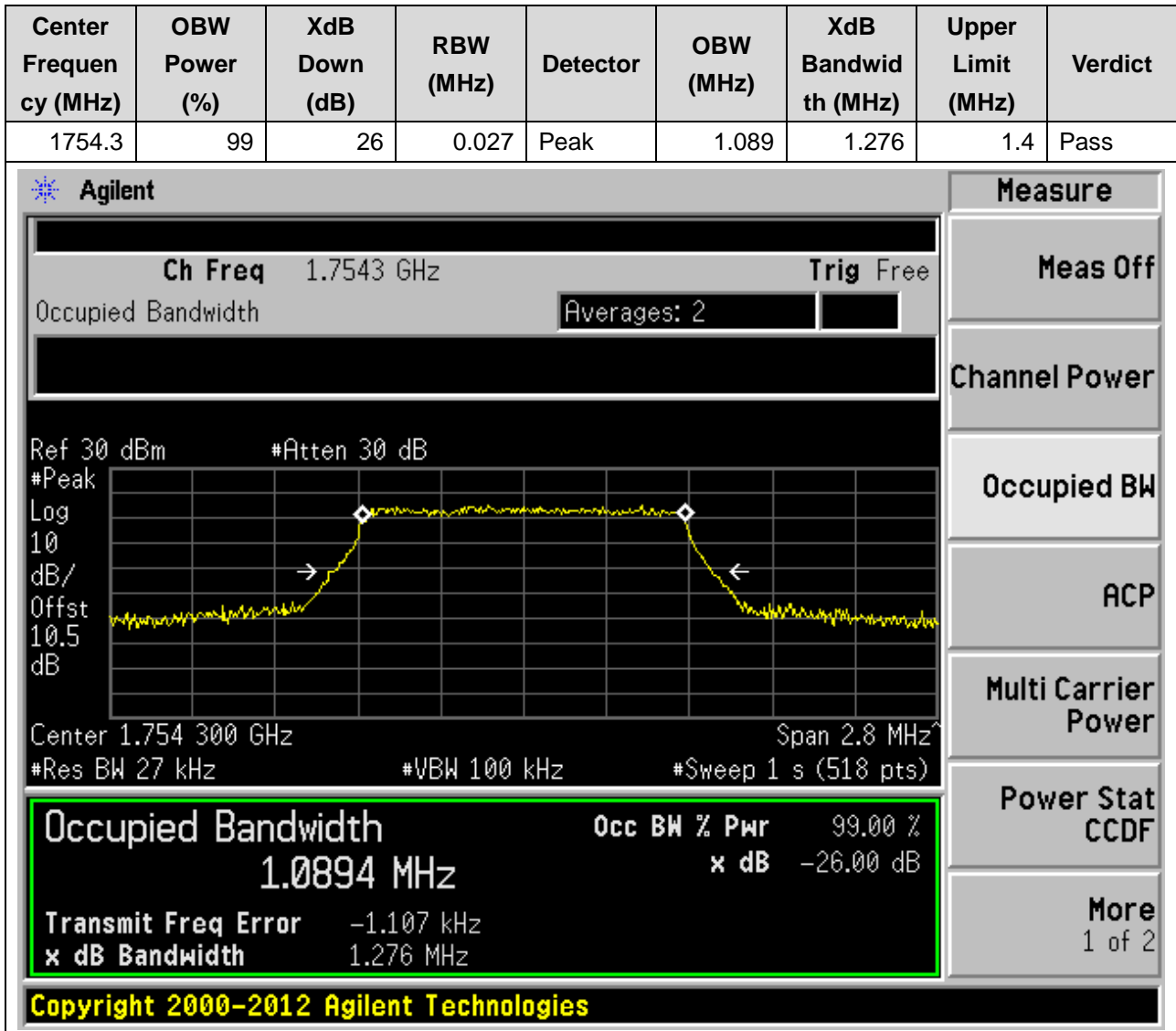
More
1 of 2

Copyright 2000-2012 Agilent Technologies

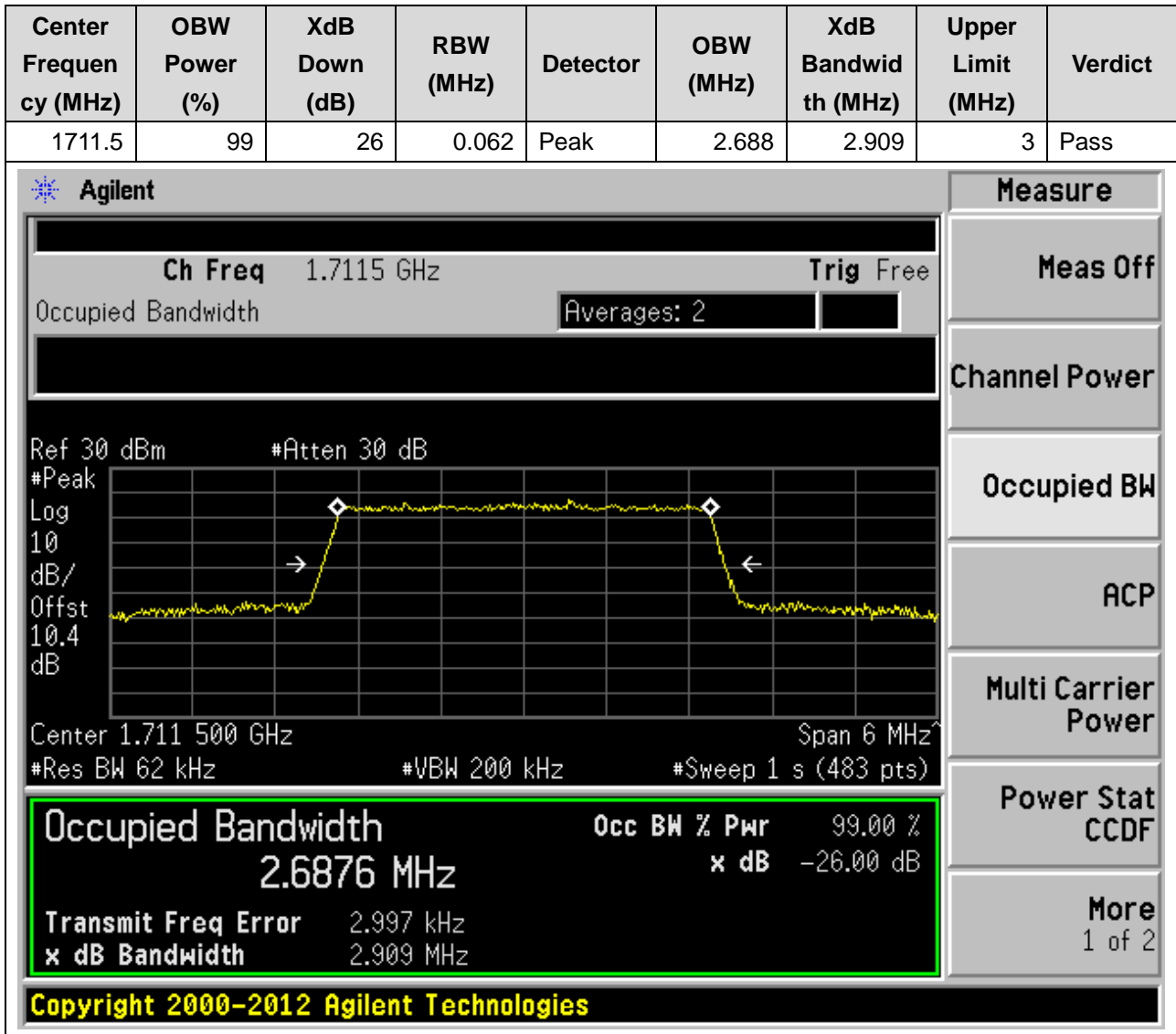
9.5. LTE Occupied Bandwidth(NTLV)(Subtest:5, Channel:20393, Bandwidth:1.4, Modulation:QPSK, RB Number: 6, RB Position:LOW)



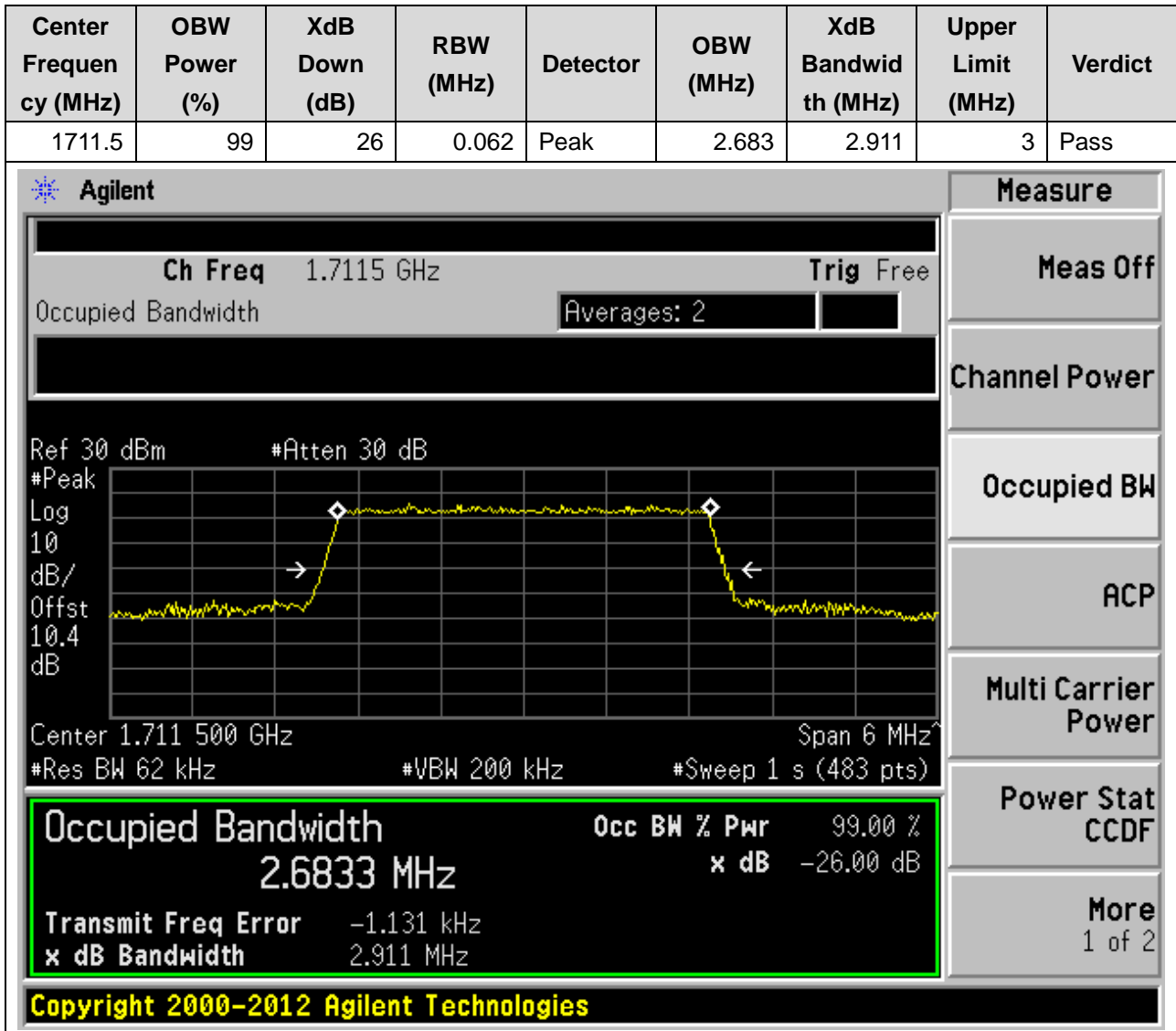
9.6. LTE Occupied Bandwidth(NTLV)(Subtest:6, Channel:20393, Bandwidth:1.4, Modulation:Q16, RB Number: 6, RB Position:LOW)



9.7. LTE Occupied Bandwidth(NTLV)(Subtest:7, Channel:19965, Bandwidth:3, Modulation:QPSK, RB Number: 15, RB Position:LOW)



9.8. LTE Occupied Bandwidth(NTLV)(Subtest:8, Channel:19965, Bandwidth:3, Modulation:Q16, RB Number: 15, RB Position:LOW)



9.9. LTE Occupied Bandwidth(NTLV)(Subtest:9, Channel:20175, Bandwidth:3, Modulation:QPSK, RB Number: 15, RB Position:LOW)

Center Frequency (MHz)	OBW Power (%)	XdB Down (dB)	RBW (MHz)	Detector	OBW (MHz)	XdB Bandwidth (MHz)	Upper Limit (MHz)	Verdict
1732.5	99	26	0.062	Peak	2.69	2.911	3	Pass

Agilent

Measure
 Meas Off
 Channel Power
 Occupied BW
 ACP
 Multi Carrier Power
 Power Stat CCDF
 More
 1 of 2

Ch Freq 1.7325 GHz Trig Free

Occupied Bandwidth Averages: 2

Ref 30 dBm #Atten 30 dB

Center 1.732 500 GHz Span 6 MHz

#Res BW 62 kHz #VBW 200 kHz #Sweep 1 s (483 pts)

Occupied Bandwidth	Occ BW % Pwr	99.00 %
2.6905 MHz	x dB	-26.00 dB
Transmit Freq Error	2.646 kHz	
x dB Bandwidth	2.911 MHz	

Copyright 2000-2012 Agilent Technologies

9.10. LTE Occupied Bandwidth(NTLV)(Subtest:10, Channel:20175, Bandwidth:3, Modulation:Q16, RB Number: 15, RB Position:LOW)

Center Frequency (MHz)	OBW Power (%)	XdB Down (dB)	RBW (MHz)	Detector	OBW (MHz)	XdB Bandwidth (MHz)	Upper Limit (MHz)	Verdict
1732.5	99	26	0.062	Peak	2.689	2.932	3	Pass

Agilent

Measure
 Meas Off
 Channel Power
 Occupied BW
 ACP
 Multi Carrier Power
 Power Stat CCDF
 More
 1 of 2

Ch Freq 1.7325 GHz Trig Free

Occupied Bandwidth Averages: 2

Ref 30 dBm #Atten 30 dB

#Peak Log 10 dB/Offst 10.5 dB

Center 1.732 500 GHz Span 6 MHz

#Res BW 62 kHz #VBW 200 kHz #Sweep 1 s (483 pts)

Occupied Bandwidth Occ BW % Pwr 99.00 %

2.6890 MHz

x dB -26.00 dB

Transmit Freq Error -2.148 kHz

x dB Bandwidth 2.932 MHz

Copyright 2000-2012 Agilent Technologies

9.11. LTE Occupied Bandwidth(NTLV)(Subtest:11, Channel:20385, Bandwidth:3, Modulation:QPSK, RB Number: 15, RB Position:LOW)

Center Frequency (MHz)	OBW Power (%)	XdB Down (dB)	RBW (MHz)	Detector	OBW (MHz)	XdB Bandwidth (MHz)	Upper Limit (MHz)	Verdict
1753.5	99	26	0.062	Peak	2.686	2.917	3	Pass

Agilent

Measure
 Meas Off
 Channel Power
 Occupied BW
 ACP
 Multi Carrier Power
 Power Stat CCDF
 More
 1 of 2

Ch Freq 1.7535 GHz Trig Free

Occupied Bandwidth Averages: 2

Ref 30 dBm #Atten 30 dB

Center 1.753 500 GHz Span 6 MHz

#Res BW 62 kHz #VBW 200 kHz #Sweep 1 s (483 pts)

Occupied Bandwidth	Occ BW % Pwr	99.00 %
2.6857 MHz	x dB	-26.00 dB
Transmit Freq Error	1.246 kHz	
x dB Bandwidth	2.917 MHz	

Copyright 2000-2012 Agilent Technologies

9.12. LTE Occupied Bandwidth(NTLV)(Subtest:12, Channel:20385, Bandwidth:3, Modulation:Q16, RB Number: 15, RB Position:LOW)

Center Frequency (MHz)	OBW Power (%)	XdB Down (dB)	RBW (MHz)	Detector	OBW (MHz)	XdB Bandwidth (MHz)	Upper Limit (MHz)	Verdict
1753.5	99	26	0.062	Peak	2.682	2.931	3	Pass

Agilent
Measure

Ch Freq 1.7535 GHz
Trig Free

Occupied Bandwidth
Averages: 2

Ref 30 dBm
#Atten 30 dB

#Peak
Log

10
dB/

Offst
10.5

dB

Center 1.753 500 GHz
Span 6 MHz

#Res BW 62 kHz
#VBW 200 kHz
#Sweep 1 s (483 pts)

Occupied Bandwidth
Occ BW % Pwr 99.00 %

2.6824 MHz
x dB -26.00 dB

Transmit Freq Error -3.184 kHz

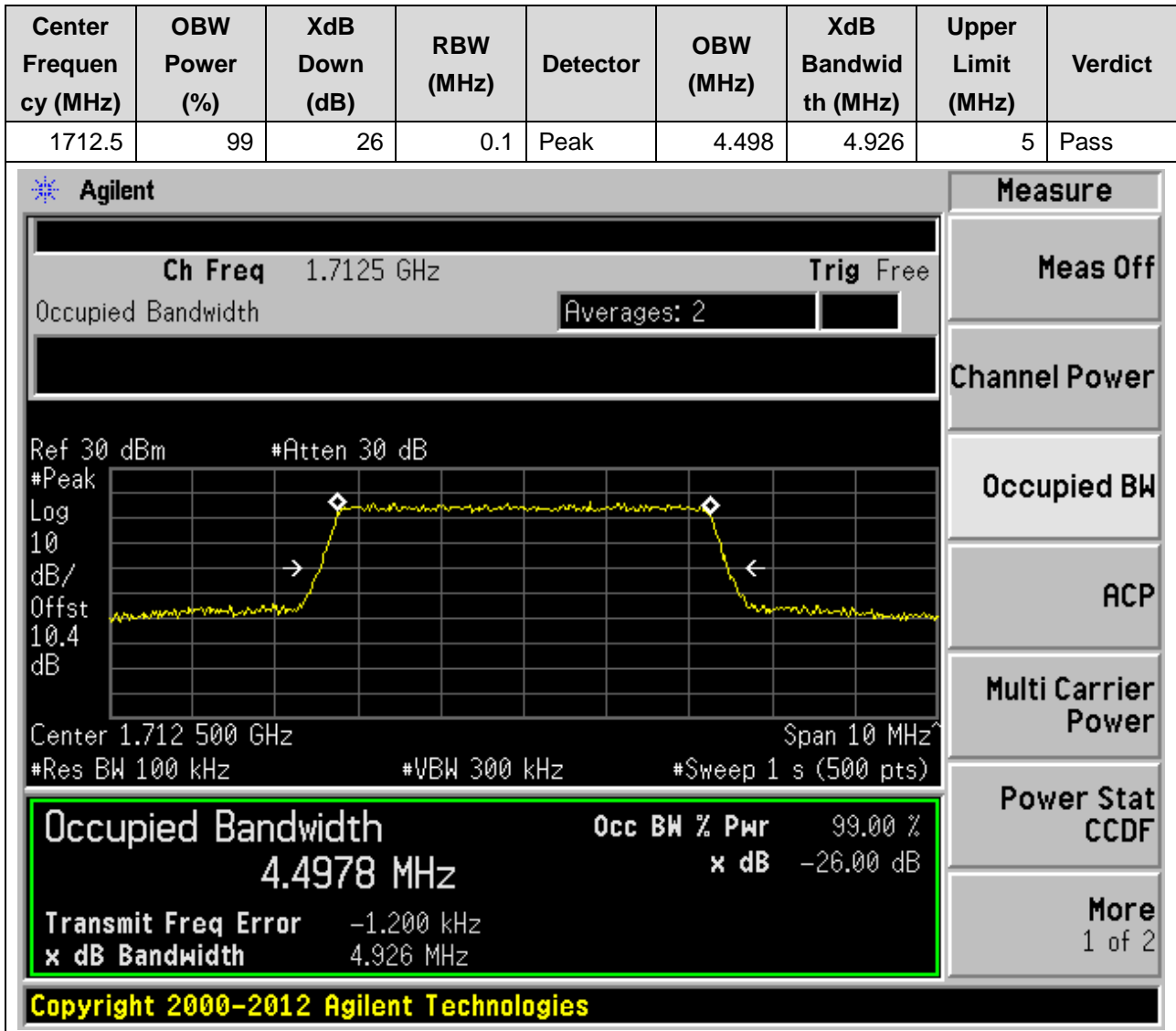
x dB Bandwidth 2.931 MHz

Power Stat CCDF

More
1 of 2

Copyright 2000-2012 Agilent Technologies

9.13. LTE Occupied Bandwidth(NTLV)(Subtest:13, Channel:19975, Bandwidth:5, Modulation:QPSK, RB Number: 25, RB Position:LOW)



9.14. LTE Occupied Bandwidth(NTLV)(Subtest:14, Channel:19975, Bandwidth:5, Modulation:Q16, RB Number: 25, RB Position:LOW)

Center Frequency (MHz)	OBW Power (%)	XdB Down (dB)	RBW (MHz)	Detector	OBW (MHz)	XdB Bandwidth (MHz)	Upper Limit (MHz)	Verdict
1712.5	99	26	0.1	Peak	4.482	4.912	5	Pass

Agilent

Measure

Ch Freq 1.7125 GHz
Trig Free

Occupied Bandwidth
Averages: 2

Ref 30 dBm
#Atten 30 dB

#Peak
Log

10
dB/

Offst
10.4

dB

Center 1.712 500 GHz
Span 10 MHz

#Res BW 100 kHz
#VBW 300 kHz
#Sweep 1 s (500 pts)

Occupied Bandwidth	Occ BW % Pwr	99.00 %
4.4820 MHz	x dB	-26.00 dB
Transmit Freq Error	-1.681 kHz	
x dB Bandwidth	4.912 MHz	

Power Stat
CCDF

More
1 of 2

Copyright 2000-2012 Agilent Technologies

9.15. LTE Occupied Bandwidth(NTLV)(Subtest:15, Channel:20175, Bandwidth:5, Modulation:QPSK, RB Number: 25, RB Position:LOW)

Center Frequency (MHz)	OBW Power (%)	XdB Down (dB)	RBW (MHz)	Detector	OBW (MHz)	XdB Bandwidth (MHz)	Upper Limit (MHz)	Verdict
1732.5	99	26	0.1	Peak	4.49	4.923	5	Pass

Agilent

Ch Freq 1.7325 GHz Trig Free

Occupied Bandwidth Averages: 2

Ref 30 dBm #Atten 30 dB

#Peak Log 10 dB/Offst 10.5 dB

Center 1.732 500 GHz Span 10 MHz

#Res BW 100 kHz #VBW 300 kHz #Sweep 1 s (500 pts)

Occupied Bandwidth Occ BW % Pwr 99.00 %

4.4900 MHz x dB -26.00 dB

Transmit Freq Error -2.156 kHz

x dB Bandwidth 4.923 MHz

Copyright 2000-2012 Agilent Technologies

Measure

Meas Off

Channel Power

Occupied BW

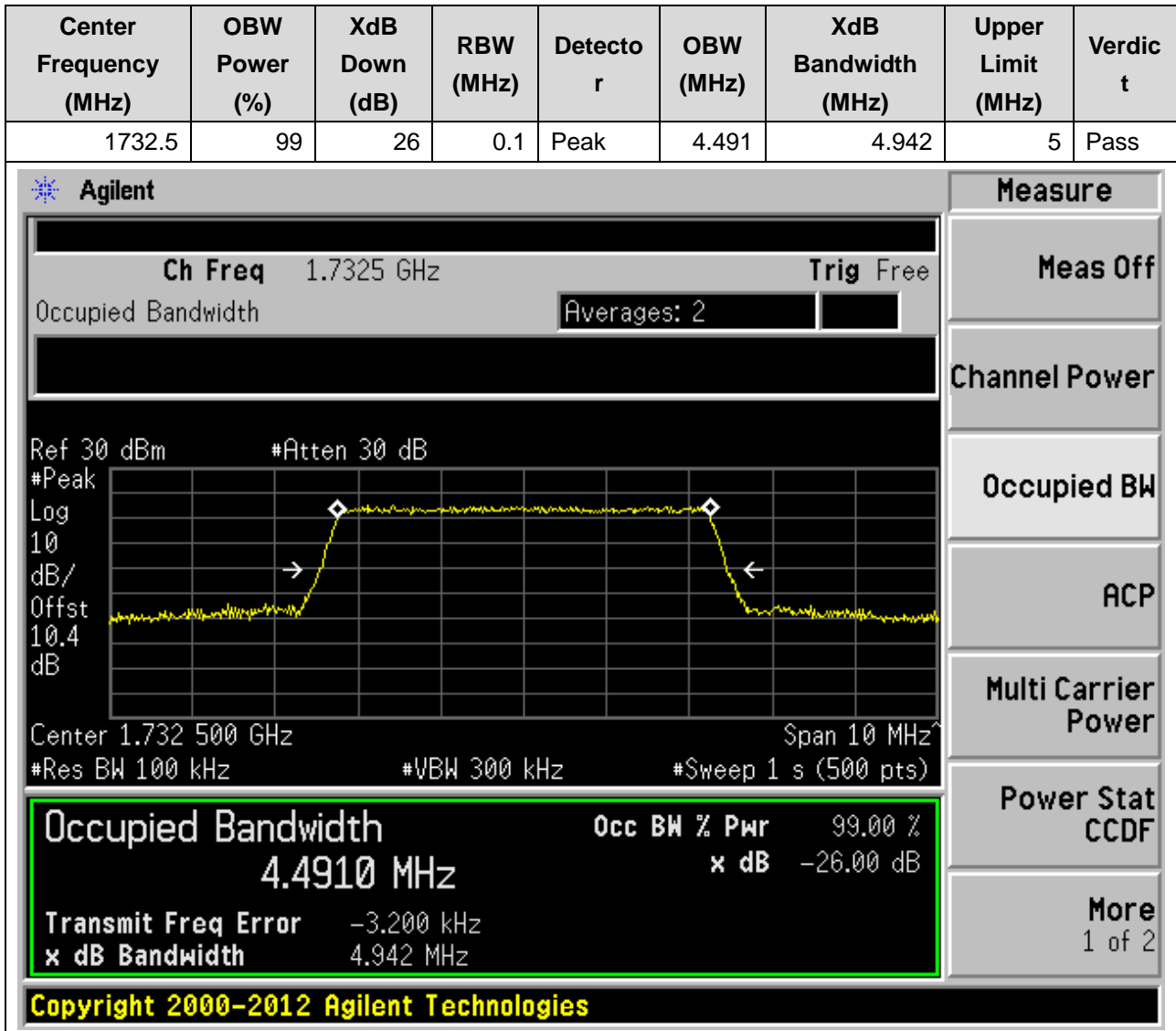
ACP

Multi Carrier Power

Power Stat CCDF

More 1 of 2

9.16. LTE Occupied Bandwidth(NTLV)(Subtest:16, Channel:20175, Bandwidth:5, Modulation:Q16, RB Number: 25, RB Position:LOW)



9.17. LTE Occupied Bandwidth(NTLV)(Subtest:17, Channel:20375, Bandwidth:5, Modulation:QPSK, RB Number: 25, RB Position:LOW)

Center Frequency (MHz)	OBW Power (%)	XdB Down (dB)	RBW (MHz)	Detector	OBW (MHz)	XdB Bandwidth (MHz)	Upper Limit (MHz)	Verdict
1752.5	99	26	0.1	Peak	4.485	4.931	5	Pass

Agilent

Measure

Ch Freq 1.7525 GHz
Trig Free

Occupied Bandwidth
Averages: 2

Ref 30 dBm
#Atten 30 dB

#Peak
Log

10
dB/

Offst
10.5

dB

Center 1.752 500 GHz
Span 10 MHz

#Res BW 100 kHz
#VBW 300 kHz
#Sweep 1 s (500 pts)

Occupied Bandwidth	Occ BW % Pwr	99.00 %
4.4851 MHz	x dB	-26.00 dB
Transmit Freq Error	-1.447 kHz	
x dB Bandwidth	4.931 MHz	

Copyright 2000-2012 Agilent Technologies

Meas Off

Channel Power

Occupied BW

ACP

Multi Carrier Power

Power Stat CCDF

More

1 of 2

9.18. LTE Occupied Bandwidth(NTLV)(Subtest:18, Channel:20375, Bandwidth:5, Modulation:Q16, RB Number: 25, RB Position:LOW)

Center Frequency (MHz)	OBW Power (%)	XdB Down (dB)	RBW (MHz)	Detector	OBW (MHz)	XdB Bandwidth (MHz)	Upper Limit (MHz)	Verdict
1752.5	99	26	0.1	Peak	4.491	4.969	5	Pass

Occupied Bandwidth 4.4912 MHz

Occ BW % Pwr 99.00 %
x dB -26.00 dB

Transmit Freq Error 3.460 kHz
x dB Bandwidth 4.969 MHz

Copyright 2000-2012 Agilent Technologies

9.19. LTE Occupied Bandwidth(NTLV)(Subtest:19, Channel:20000, Bandwidth:10, Modulation:QPSK, RB Number: 50, RB Position:LOW)

Center Frequency (MHz)	OBW Power (%)	XdB Down (dB)	RBW (MHz)	Detector	OBW (MHz)	XdB Bandwidth (MHz)	Upper Limit (MHz)	Verdict
1715	99	26	0.2	Peak	8.963	9.793	10	Pass

Agilent

Measure
 Meas Off
 Channel Power
 Occupied BW
 ACP
 Multi Carrier Power
 Power Stat CCDF
 More
 1 of 2

Ch Freq 1.715 GHz Trig Free

Occupied Bandwidth Averages: 2

Ref 30 dBm #Atten 30 dB

Center 1.715 00 GHz Span 20 MHz

#Res BW 200 kHz #VBW 620 kHz #Sweep 1 s (500 pts)

Occupied Bandwidth	Occ BW % Pwr	99.00 %
8.9630 MHz	x dB	-26.00 dB
Transmit Freq Error	4.568 kHz	
x dB Bandwidth	9.793 MHz	

Copyright 2000-2012 Agilent Technologies

9.20. LTE Occupied Bandwidth(NTLV)(Subtest:20, Channel:20000, Bandwidth:10, Modulation:Q16, RB Number: 50, RB Position:LOW)

Center Frequency (MHz)	OBW Power (%)	XdB Down (dB)	RBW (MHz)	Detector	OBW (MHz)	XdB Bandwidth (MHz)	Upper Limit (MHz)	Verdict
1715	99	26	0.2	Peak	8.953	9.791	10	Pass

The screenshot displays the Agilent spectrum analyzer interface. At the top, it shows 'Ch Freq 1.715 GHz' and 'Trig Free'. The main display area shows a spectrum plot with a yellow trace. The plot parameters include 'Ref 30 dBm', '#Atten 30 dB', 'Log 10', 'dB/Offst 10.4 dB', 'Center 1.715 00 GHz', 'Span 20 MHz', '#Res BW 200 kHz', '#VBW 620 kHz', and '#Sweep 1 s (500 pts)'. A green box highlights the measurement results: 'Occupied Bandwidth 8.9530 MHz', 'Occ BW % Pwr 99.00 %', 'x dB -26.00 dB', 'Transmit Freq Error 4.643 kHz', and 'x dB Bandwidth 9.791 MHz'. On the right side, there is a 'Measure' menu with options: 'Meas Off', 'Channel Power', 'Occupied BW', 'ACP', 'Multi Carrier Power', 'Power Stat CCDF', and 'More 1 of 2'. At the bottom, it says 'Copyright 2000-2012 Agilent Technologies'.

9.21. LTE Occupied Bandwidth(NTLV)(Subtest:21, Channel:20175, Bandwidth:10, Modulation:QPSK, RB Number: 50, RB Position:LOW)

Center Frequency (MHz)	OBW Power (%)	XdB Down (dB)	RBW (MHz)	Detector	OBW (MHz)	XdB Bandwidth (MHz)	Upper Limit (MHz)	Verdict
1732.5	99	26	0.2	Peak	8.957	9.74	10	Pass

Agilent

Measure

Ch Freq 1.7325 GHz
Trig Free

Occupied Bandwidth

Averages: 2

Ref 30 dBm
#Atten 30 dB

#Peak
Log

10
dB/

Offst
10.5

dB

Center 1.732 50 GHz
Span 20 MHz

#Res BW 200 kHz
#VBW 620 kHz
#Sweep 1 s (500 pts)

Occupied Bandwidth	Occ BW % Pwr	99.00 %
8.9567 MHz	x dB	-26.00 dB
Transmit Freq Error	2.709 kHz	
x dB Bandwidth	9.740 MHz	

Meas Off

Channel Power

Occupied BW

ACP

Multi Carrier Power

Power Stat CCDF

More
1 of 2

Copyright 2000-2012 Agilent Technologies

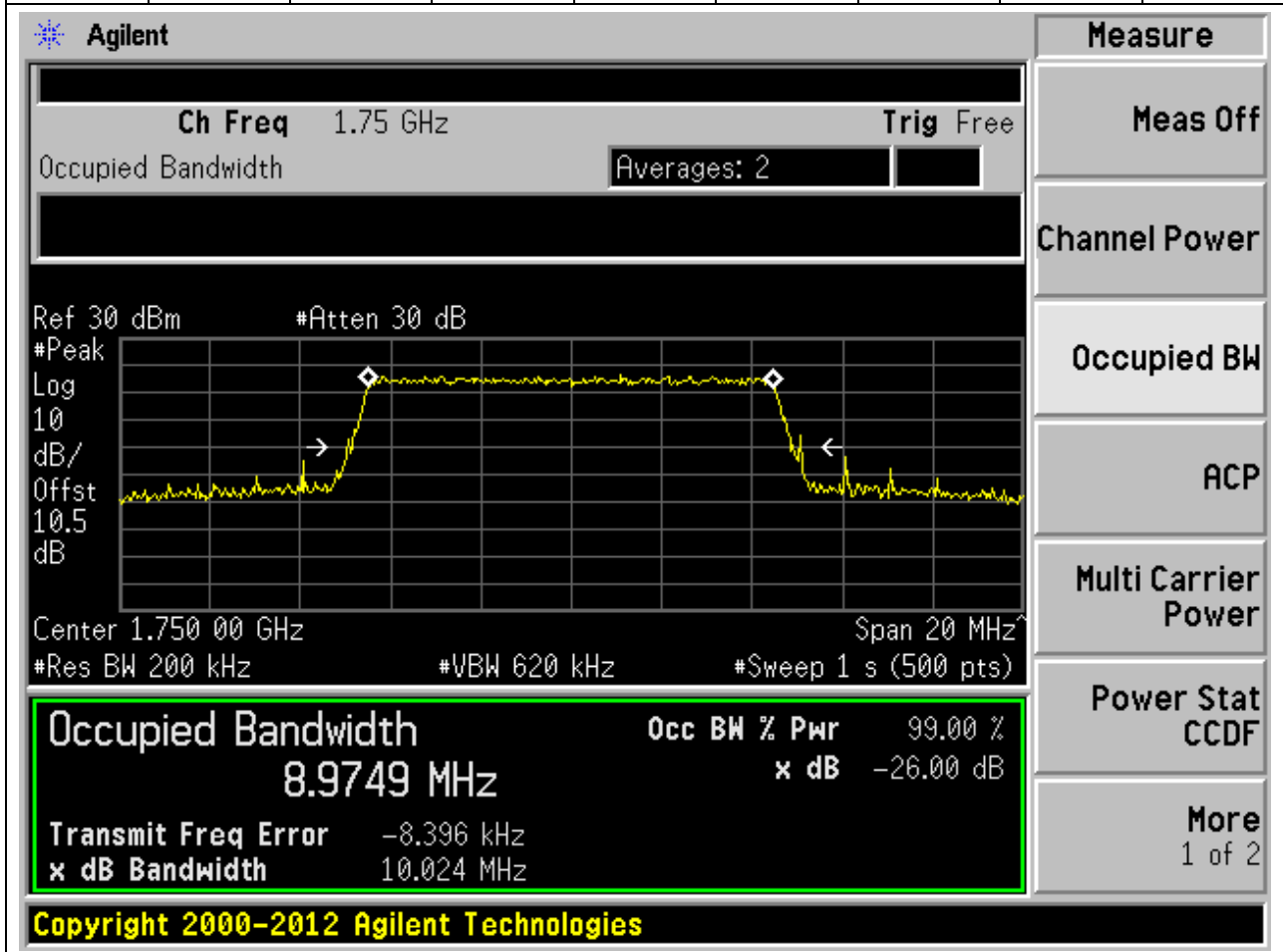
9.22. LTE Occupied Bandwidth(NTLV)(Subtest:22, Channel:20175, Bandwidth:10, Modulation:Q16, RB Number: 50, RB Position:LOW)

Center Frequency (MHz)	OBW Power (%)	XdB Down (dB)	RBW (MHz)	Detector	OBW (MHz)	XdB Bandwidth (MHz)	Upper Limit (MHz)	Verdict
1732.5	99	26	0.2	Peak	8.959	9.766	10	Pass

The screenshot displays the Agilent spectrum analyzer interface. At the top, it shows 'Ch Freq 1.7325 GHz' and 'Trig Free'. Below this, the 'Occupied Bandwidth' measurement is shown with 'Averages: 2'. The main display is a spectrum plot with a yellow trace showing a signal between approximately 1.732 GHz and 1.734 GHz. The plot includes settings: 'Ref 30 dBm', '#Atten 30 dB', 'Log 10 dB/Offst 10.5 dB', 'Center 1.732 50 GHz', 'Span 20 MHz', '#Res BW 200 kHz', '#VBW 620 kHz', and '#Sweep 1 s (500 pts)'. A green box highlights the measurement results: 'Occupied Bandwidth 8.9589 MHz', 'Occ BW % Pwr 99.00 %', 'x dB -26.00 dB', 'Transmit Freq Error 7.683 kHz', and 'x dB Bandwidth 9.766 MHz'. On the right side, there is a 'Measure' menu with options: 'Meas Off', 'Channel Power', 'Occupied BW', 'ACP', 'Multi Carrier Power', 'Power Stat CCDF', and 'More 1 of 2'. At the bottom, it says 'Copyright 2000-2012 Agilent Technologies'.

9.23. LTE Occupied Bandwidth(NTLV)(Subtest:23, Channel:20350, Bandwidth:10, Modulation:QPSK, RB Number: 50, RB Position:LOW)

Center Frequency (MHz)	OBW Power (%)	XdB Down (dB)	RBW (MHz)	Detector	OBW (MHz)	XdB Bandwidth (MHz)	Upper Limit (MHz)	Verdict
1750	99	26	0.2	Peak	8.975	10.024	10	Pass



9.24. LTE Occupied Bandwidth(NTLV)(Subtest:24, Channel:20350, Bandwidth:10, Modulation:Q16, RB Number: 50, RB Position:LOW)

Center Frequency (MHz)	OBW Power (%)	XdB Down (dB)	RBW (MHz)	Detector	OBW (MHz)	XdB Bandwidth (MHz)	Upper Limit (MHz)	Verdict
1750	99	26	0.2	Peak	8.976	9.759	10	Pass

The screenshot displays the Agilent spectrum analyzer interface. At the top, it shows 'Ch Freq 1.75 GHz' and 'Trig Free'. The main display area shows a spectrum plot with a yellow trace. The plot parameters include 'Ref 30 dBm', '#Atten 30 dB', 'Log 10 dB/Offst 10.5 dB', 'Center 1.750 00 GHz', 'Span 20 MHz', '#Res BW 200 kHz', '#VBW 620 kHz', and '#Sweep 1 s (500 pts)'. A green box highlights the 'Occupied Bandwidth' measurement results: 'Occupied Bandwidth 8.9761 MHz', 'Occ BW % Pwr 99.00 %', and 'x dB -26.00 dB'. Below this, it shows 'Transmit Freq Error -11.490 kHz' and 'x dB Bandwidth 9.759 MHz'. On the right side, there is a 'Measure' menu with options: 'Meas Off', 'Channel Power', 'Occupied BW', 'ACP', 'Multi Carrier Power', 'Power Stat CCDF', and 'More 1 of 2'. At the bottom, it says 'Copyright 2000-2012 Agilent Technologies'.

9.25. LTE Occupied Bandwidth(NTLV)(Subtest:25, Channel:20025, Bandwidth:15, Modulation:QPSK, RB Number: 75, RB Position:LOW)

Center Frequency (MHz)	OBW Power (%)	XdB Down (dB)	RBW (MHz)	Detector	OBW (MHz)	XdB Bandwidth (MHz)	Upper Limit (MHz)	Verdict
1717.5	99	26	0.3	Peak	13.428	14.612	15	Pass

The screenshot displays the Agilent spectrum analyzer interface. At the top, it shows 'Ch Freq 1.7175 GHz' and 'Trig Free'. The main display area shows a spectrum plot with a yellow trace. The plot parameters include 'Ref 30 dBm', '#Atten 30 dB', 'Log 10', 'dB/Offst 10.4 dB', 'Center 1.717 50 GHz', 'Span 30 MHz', '#Res BW 300 kHz', '#VBW 1 MHz', and '#Sweep 1 s (500 pts)'. A green box highlights the 'Occupied Bandwidth' measurement results: 'Occupied Bandwidth 13.4282 MHz', 'Occ BW % Pwr 99.00 %', and 'x dB -26.00 dB'. Other parameters shown include 'Transmit Freq Error 1.372 kHz' and 'x dB Bandwidth 14.612 MHz'. On the right side, there is a 'Measure' menu with options: 'Meas Off', 'Channel Power', 'Occupied BW', 'ACP', 'Multi Carrier Power', 'Power Stat CCDF', and 'More 1 of 2'. At the bottom, it says 'Copyright 2000-2012 Agilent Technologies'.

9.26. LTE Occupied Bandwidth(NTLV)(Subtest:26, Channel:20025, Bandwidth:15, Modulation:Q16, RB Number: 75, RB Position:LOW)

Center Frequency (MHz)	OBW Power (%)	XdB Down (dB)	RBW (MHz)	Detector	OBW (MHz)	XdB Bandwidth (MHz)	Upper Limit (MHz)	Verdict
1717.5	99	26	0.3	Peak	13.423	14.647	15	Pass

Agilent

Measure
 Meas Off
 Channel Power
 Occupied BW
 ACP
 Multi Carrier Power
 Power Stat CCDF
 More
 1 of 2

Ch Freq 1.7175 GHz Trig Free

Occupied Bandwidth Averages: 2

Ref 30 dBm #Atten 30 dB

#Peak Log 10 dB/Offst 10.4 dB

Center 1.717 50 GHz Span 30 MHz

#Res BW 300 kHz #VBW 1 MHz #Sweep 1 s (500 pts)

Occupied Bandwidth Occ BW % Pwr 99.00 %

13.4230 MHz x dB -26.00 dB

Transmit Freq Error -98.718 Hz

x dB Bandwidth 14.647 MHz

Copyright 2000-2012 Agilent Technologies

9.27. LTE Occupied Bandwidth(NTLV)(Subtest:27, Channel:20175, Bandwidth:15, Modulation:QPSK, RB Number: 75, RB Position:LOW)

Center Frequency (MHz)	OBW Power (%)	XdB Down (dB)	RBW (MHz)	Detector	OBW (MHz)	XdB Bandwidth (MHz)	Upper Limit (MHz)	Verdict
1732.5	99	26	0.3	Peak	13.419	14.583	15	Pass

The screenshot displays the Agilent spectrum analyzer interface. At the top, it shows 'Ch Freq 1.7325 GHz' and 'Trig Free'. Below this, the 'Occupied Bandwidth' measurement is shown with 'Averages: 2'. The main display area shows a spectrum plot with a yellow trace. The plot has a grid and is labeled with 'Ref 30 dBm', '#Peak Log 10 dB/Offst 10.5 dB', '#Atten 30 dB', 'Center 1.732 50 GHz', 'Span 30 MHz', '#Res BW 300 kHz', '#VBW 1 MHz', and '#Sweep 1 s (500 pts)'. A green box highlights the measurement results: 'Occupied Bandwidth 13.4188 MHz', 'Occ BW % Pwr 99.00 %', 'x dB -26.00 dB', 'Transmit Freq Error -511.544 Hz', and 'x dB Bandwidth 14.583 MHz'. On the right side, there is a 'Measure' menu with options: 'Meas Off', 'Channel Power', 'Occupied BW', 'ACP', 'Multi Carrier Power', 'Power Stat CCDF', and 'More 1 of 2'. At the bottom, it says 'Copyright 2000-2012 Agilent Technologies'.

9.28. LTE Occupied Bandwidth(NTLV)(Subtest:28, Channel:20175, Bandwidth:15, Modulation:Q16, RB Number: 75, RB Position:LOW)

Center Frequency (MHz)	OBW Power (%)	XdB Down (dB)	RBW (MHz)	Detector	OBW (MHz)	XdB Bandwidth (MHz)	Upper Limit (MHz)	Verdict
1732.5	99	26	0.3	Peak	13.434	14.6	15	Pass

The screenshot displays the Agilent spectrum analyzer interface. At the top, it shows 'Ch Freq 1.7325 GHz' and 'Trig Free'. The main display area shows a spectrum plot with a yellow trace. The plot parameters include 'Ref 30 dBm', '#Atten 30 dB', 'Log 10 dB/Offst 10.5 dB', 'Center 1.732 50 GHz', 'Span 30 MHz', '#Res BW 300 kHz', '#VBW 1 MHz', and '#Sweep 1 s (500 pts)'. A green box highlights the 'Occupied Bandwidth' measurement results: 'Occupied Bandwidth 13.4338 MHz', 'Occ BW % Pwr 99.00 %', and 'x dB -26.00 dB'. Below this, it shows 'Transmit Freq Error 13.190 kHz' and 'x dB Bandwidth 14.600 MHz'. On the right side, there is a 'Measure' menu with options: 'Meas Off', 'Channel Power', 'Occupied BW', 'ACP', 'Multi Carrier Power', 'Power Stat CCDF', and 'More 1 of 2'. At the bottom, it says 'Copyright 2000-2012 Agilent Technologies'.

9.29. LTE Occupied Bandwidth(NTLV)(Subtest:29, Channel:20325, Bandwidth:15, Modulation:QPSK, RB Number: 75, RB Position:LOW)

Center Frequency (MHz)	OBW Power (%)	XdB Down (dB)	RBW (MHz)	Detector	OBW (MHz)	XdB Bandwidth (MHz)	Upper Limit (MHz)	Verdict
1747.5	99	26	0.3	Peak	13.417	14.699	15	Pass

Agilent

Measure
 Meas Off
 Channel Power
 Occupied BW
 ACP
 Multi Carrier Power
 Power Stat CCDF
 More
 1 of 2

Ch Freq 1.7475 GHz Trig Free

Occupied Bandwidth Averages: 2

Ref 30 dBm #Atten 30 dB

Center 1.747 50 GHz Span 30 MHz

#Res BW 300 kHz #VBW 1 MHz #Sweep 1 s (500 pts)

Occupied Bandwidth	Occ BW % Pwr	99.00 %
13.4169 MHz	x dB	-26.00 dB
Transmit Freq Error	-13.306 kHz	
x dB Bandwidth	14.699 MHz	

Copyright 2000–2012 Agilent Technologies

9.30. LTE Occupied Bandwidth(NTLV)(Subtest:30, Channel:20325, Bandwidth:15, Modulation:Q16, RB Number: 75, RB Position:LOW)

Center Frequency (MHz)	OBW Power (%)	XdB Down (dB)	RBW (MHz)	Detector	OBW (MHz)	XdB Bandwidth (MHz)	Upper Limit (MHz)	Verdict
1747.5	99	26	0.3	Peak	13.463	14.592	15	Pass

Agilent
Measure

Ch Freq 1.7475 GHz Trig Free

Occupied Bandwidth Averages: 2

Ref 30 dBm #Atten 30 dB

Center 1.747 50 GHz Span 30 MHz

#Res BW 300 kHz #VBW 1 MHz #Sweep 1 s (500 pts)

Meas Off

Channel Power

Occupied BW

ACP

Multi Carrier Power

Power Stat CCDF

More 1 of 2

Occupied Bandwidth

13.4633 MHz

Transmit Freq Error -821.425 Hz

x dB Bandwidth 14.592 MHz

Occ BW % Pwr 99.00 %

x dB -26.00 dB

Copyright 2000-2012 Agilent Technologies

9.31. LTE Occupied Bandwidth(NTLV)(Subtest:31, Channel:20050, Bandwidth:20, Modulation:QPSK, RB Number: 100, RB Position:LOW)

Center Frequency (MHz)	OBW Power (%)	XdB Down (dB)	RBW (MHz)	Detector	OBW (MHz)	XdB Bandwidth (MHz)	Upper Limit (MHz)	Verdict
1720	99	26	0.39	Peak	17.917	19.337	20	Pass

Agilent

Measure

Ch Freq 1.72 GHz
Trig Free

Occupied Bandwidth

Averages: 2

Ref 30 dBm
#Atten 30 dB

#Peak
Log

10
dB/

Offst
10.4

dB

Center 1.720 00 GHz
Span 40 MHz

#Res BW 390 kHz
#VBW 1.2 MHz
#Sweep 1 s (512 pts)

Occupied Bandwidth	Occ BW % Pwr	99.00 %
17.9171 MHz	x dB	-26.00 dB
Transmit Freq Error	11.622 kHz	
x dB Bandwidth	19.337 MHz	

Copyright 2000-2012 Agilent Technologies

Meas Off

Channel Power

Occupied BW

ACP

Multi Carrier Power

Power Stat CCDF

More
1 of 2

9.32. LTE Occupied Bandwidth(NTLV)(Subtest:32, Channel:20050, Bandwidth:20, Modulation:Q16, RB Number: 100, RB Position:LOW)

Center Frequency (MHz)	OBW Power (%)	XdB Down (dB)	RBW (MHz)	Detector	OBW (MHz)	XdB Bandwidth (MHz)	Upper Limit (MHz)	Verdict
1720	99	26	0.39	Peak	17.964	19.4	20	Pass

Agilent

Measure
 Meas Off
 Channel Power
 Occupied BW
 ACP
 Multi Carrier Power
 Power Stat CCDF
 More
 1 of 2

Ch Freq 1.72 GHz Trig Free

Occupied Bandwidth Averages: 2

Ref 30 dBm #Atten 30 dB

#Peak Log 10 dB/Offst 10.4 dB

Center 1.720 00 GHz Span 40 MHz

#Res BW 390 kHz #VBW 1.2 MHz #Sweep 1 s (512 pts)

Occupied Bandwidth Occ BW % Pwr 99.00 %

17.9640 MHz

x dB -26.00 dB

Transmit Freq Error 23.263 kHz

x dB Bandwidth 19.400 MHz

Copyright 2000-2012 Agilent Technologies

9.33. LTE Occupied Bandwidth(NTLV)(Subtest:33, Channel:20175, Bandwidth:20, Modulation:QPSK, RB Number: 100, RB Position:LOW)

Center Frequency (MHz)	OBW Power (%)	XdB Down (dB)	RBW (MHz)	Detector	OBW (MHz)	XdB Bandwidth (MHz)	Upper Limit (MHz)	Verdict
1732.5	99	26	0.39	Peak	17.882	19.329	20	Pass

The screenshot displays the Agilent spectrum analyzer interface. At the top, it shows 'Ch Freq 1.7325 GHz' and 'Trig Free'. Below this, the 'Occupied Bandwidth' measurement is shown with 'Averages: 2'. The main display is a spectrum plot with a yellow trace showing a signal between approximately 1.732 GHz and 1.734 GHz. The plot includes parameters: 'Ref 30 dBm', '#Atten 30 dB', 'Log 10 dB/Offst 10.5 dB', 'Center 1.732 50 GHz', 'Span 40 MHz', '#Res BW 390 kHz', '#VBW 1.2 MHz', and '#Sweep 1 s (512 pts)'. A green box highlights the measurement results: 'Occupied Bandwidth 17.8819 MHz', 'Occ BW % Pwr 99.00 %', 'x dB -26.00 dB', 'Transmit Freq Error 7.375 kHz', and 'x dB Bandwidth 19.329 MHz'. On the right side, there is a 'Measure' menu with options: 'Meas Off', 'Channel Power', 'Occupied BW', 'ACP', 'Multi Carrier Power', 'Power Stat CCDF', and 'More 1 of 2'. At the bottom, it says 'Copyright 2000-2012 Agilent Technologies'.

9.34. LTE Occupied Bandwidth(NTLV)(Subtest:34, Channel:20175, Bandwidth:20, Modulation:Q16, RB Number: 100, RB Position:LOW)

Center Frequency (MHz)	OBW Power (%)	XdB Down (dB)	RBW (MHz)	Detector	OBW (MHz)	XdB Bandwidth (MHz)	Upper Limit (MHz)	Verdict
1732.5	99	26	0.39	Peak	17.902	19.41	20	Pass

Agilent
Measure

Ch Freq 1.7325 GHz Trig Free

Occupied Bandwidth Averages: 2

Ref 30 dBm #Atten 30 dB

Center 1.732 50 GHz Span 40 MHz

#Res BW 390 kHz #VBW 1.2 MHz #Sweep 1 s (512 pts)

Meas Off

Channel Power

Occupied BW

ACP

Multi Carrier Power

Power Stat CCDF

More 1 of 2

Occupied Bandwidth

17.9023 MHz

Occ BW % Pwr 99.00 %

x dB -26.00 dB

Transmit Freq Error -3.840 kHz

x dB Bandwidth 19.410 MHz

Copyright 2000-2012 Agilent Technologies

9.35. LTE Occupied Bandwidth(NTLV)(Subtest:35, Channel:20300, Bandwidth:20, Modulation:QPSK, RB Number: 100, RB Position:LOW)

Center Frequency (MHz)	OBW Power (%)	XdB Down (dB)	RBW (MHz)	Detector	OBW (MHz)	XdB Bandwidth (MHz)	Upper Limit (MHz)	Verdict
1745	99	26	0.39	Peak	17.917	19.51	20	Pass

The screenshot displays the Agilent spectrum analyzer interface. The main display shows a spectrum plot with a yellow trace. The center frequency is 1.745 GHz and the span is 40 MHz. The occupied bandwidth is highlighted in a green box with the following data:

Occupied Bandwidth	Occ BW % Pwr	99.00 %
17.9167 MHz	x dB	-26.00 dB
Transmit Freq Error		-10.077 kHz
x dB Bandwidth		19.510 MHz

Additional parameters shown in the interface include: Ch Freq 1.745 GHz, Trig Free, Averages: 2, Ref 30 dBm, #Atten 30 dB, #Peak, Log, 10 dB/Offst, 10.5 dB, #Res BW 390 kHz, #VBW 1.2 MHz, #Sweep 1 s (512 pts), and Span 40 MHz. The right-hand side of the interface contains a 'Measure' menu with options: Meas Off, Channel Power, Occupied BW, ACP, Multi Carrier Power, Power Stat CCDF, and More (1 of 2).

Copyright 2000-2012 Agilent Technologies

9.36. LTE Occupied Bandwidth(NTLV)(Subtest:36, Channel:20300, Bandwidth:20, Modulation:Q16, RB Number: 100, RB Position:LOW)

Center Frequency (MHz)	OBW Power (%)	XdB Down (dB)	RBW (MHz)	Detector	OBW (MHz)	XdB Bandwidth (MHz)	Upper Limit (MHz)	Verdict
1745	99	26	0.39	Peak	17.889	19.333	20	Pass

Agilent

Measure
 Meas Off
 Channel Power
Occupied BW
 ACP
 Multi Carrier Power
 Power Stat CCDF
 More
 1 of 2

Ch Freq 1.745 GHz Trig Free

Occupied Bandwidth Averages: 2

Ref 30 dBm #Atten 30 dB

#Peak Log 10 dB/Offst 10.5 dB

Center 1.745 00 GHz Span 40 MHz

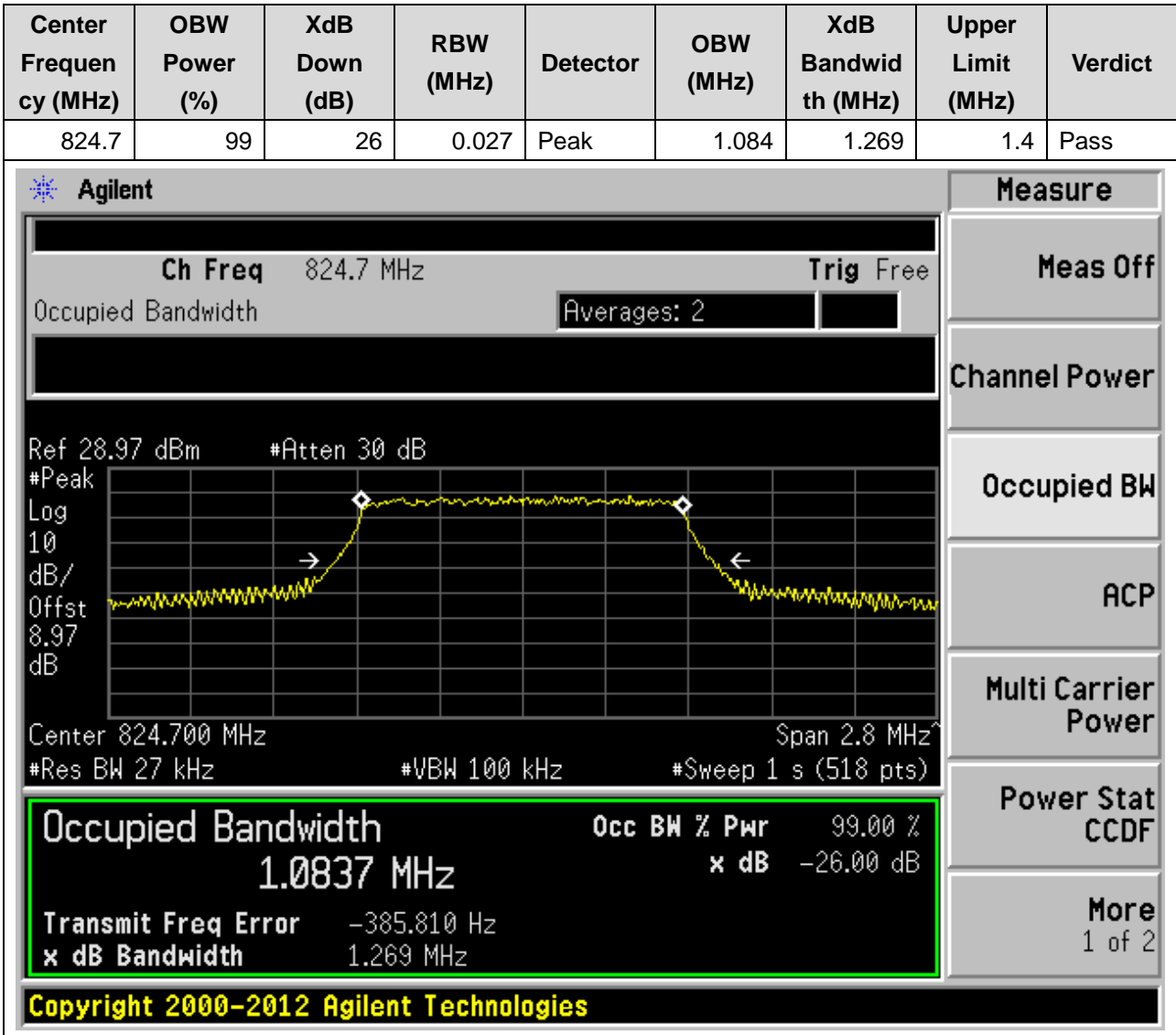
#Res BW 390 kHz #VBW 1.2 MHz #Sweep 1 s (512 pts)

Occupied Bandwidth	Occ BW % Pwr	99.00 %
17.8892 MHz	x dB	-26.00 dB
Transmit Freq Error	8.337 kHz	
x dB Bandwidth	19.333 MHz	

Copyright 2000–2012 Agilent Technologies

10. LTE_Band5

10.1. LTE Occupied Bandwidth(NTLV)(Subtest:1, Channel:20407, Bandwidth:1.4, Modulation:QPSK, RB Number: 6, RB Position:LOW)



10.2. LTE Occupied Bandwidth(NTLV)(Subtest:2, Channel:20407, Bandwidth:1.4, Modulation:Q16, RB Number: 6, RB Position:LOW)

Center Frequency (MHz)	OBW Power (%)	XdB Down (dB)	RBW (MHz)	Detector	OBW (MHz)	XdB Bandwidth (MHz)	Upper Limit (MHz)	Verdict
824.7	99	26	0.027	Peak	1.092	1.292	1.4	Pass

Agilent
Measure

Ch Freq 824.7 MHz
Trig Free

Occupied Bandwidth
Averages: 2

Ref 28.97 dBm #Atten 30 dB

#Peak

Log 10

dB/Offst 8.97 dB

Center 824.700 MHz Span 2.8 MHz

#Res BW 27 kHz #VBW 100 kHz #Sweep 1 s (518 pts)

Occupied Bandwidth	Occ BW % Pwr	99.00 %
1.0921 MHz	x dB	-26.00 dB
Transmit Freq Error		-2.562 kHz
x dB Bandwidth		1.292 MHz

Copyright 2000-2012 Agilent Technologies

Meas Off

Channel Power

Occupied BW

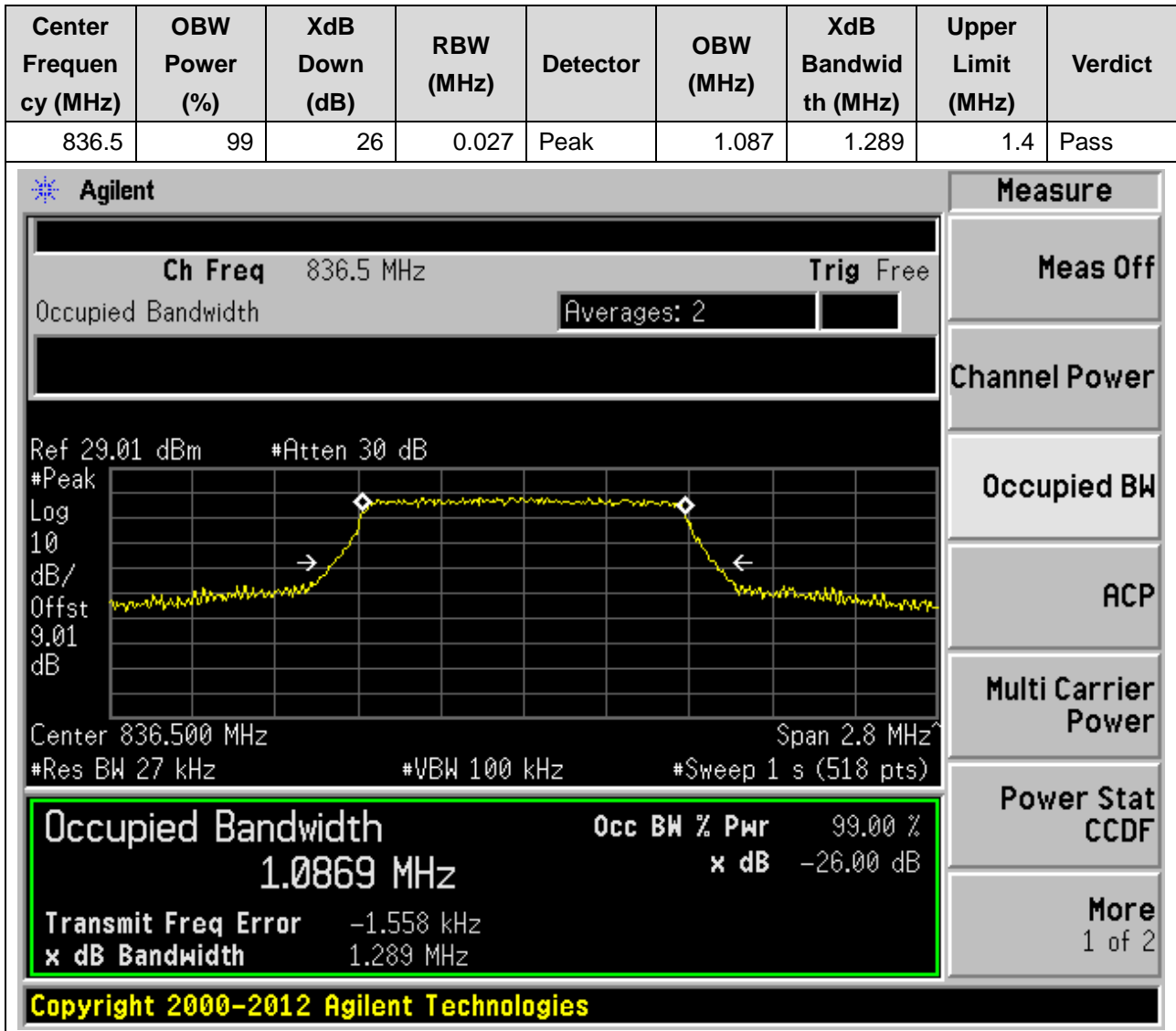
ACP

Multi Carrier Power

Power Stat CCDF

More
1 of 2

10.3. LTE Occupied Bandwidth(NTLV)(Subtest:3, Channel:20525, Bandwidth:1.4, Modulation:QPSK, RB Number: 6, RB Position:LOW)



10.4. LTE Occupied Bandwidth(NTLV)(Subtest:4, Channel:20525, Bandwidth:1.4, Modulation:Q16, RB Number: 6, RB Position:LOW)

Center Frequency (MHz)	OBW Power (%)	XdB Down (dB)	RBW (MHz)	Detector	OBW (MHz)	XdB Bandwidth (MHz)	Upper Limit (MHz)	Verdict
836.5	99	26	0.027	Peak	1.085	1.26	1.4	Pass

The screenshot displays the Agilent spectrum analyzer interface. At the top, the channel frequency is 836.5 MHz. The main display shows a spectrum plot with a yellow trace representing the signal. The plot is set to a logarithmic scale (Log 10) with a reference level of 29.01 dBm and an attenuation of 30 dB. The center frequency is 836.500 MHz, and the span is 2.8 MHz. The resolution bandwidth (Res BW) is 27 kHz, and the video bandwidth (VBW) is 100 kHz. The sweep time is 1 second (518 points). The occupied bandwidth is measured as 1.0854 MHz, which is 99.00% of the power. The XdB down is -26.00 dB. The transmit frequency error is -449.038 Hz, and the XdB bandwidth is 1.260 MHz. The interface includes a 'Measure' menu on the right with options like 'Meas Off', 'Channel Power', 'Occupied BW', 'ACP', 'Multi Carrier Power', 'Power Stat CCDF', and 'More'. The copyright notice at the bottom reads 'Copyright 2000-2012 Agilent Technologies'.

Occupied Bandwidth	Occ BW % Pwr	99.00 %
1.0854 MHz	x dB	-26.00 dB
Transmit Freq Error	-449.038 Hz	
x dB Bandwidth	1.260 MHz	

Copyright 2000-2012 Agilent Technologies

10.5. LTE Occupied Bandwidth(NTLV)(Subtest:5, Channel:20643, Bandwidth:1.4, Modulation:QPSK, RB Number: 6, RB Position:LOW)

Center Frequency (MHz)	OBW Power (%)	XdB Down (dB)	RBW (MHz)	Detector	OBW (MHz)	XdB Bandwidth (MHz)	Upper Limit (MHz)	Verdict
848.3	99	26	0.027	Peak	1.089	1.274	1.4	Pass

Agilent
Measure

Ch Freq 848.3 MHz Trig Free

Occupied Bandwidth Averages: 2

Ref 29.06 dBm #Atten 30 dB

Center 848.300 MHz Span 2.8 MHz

#Res BW 27 kHz #VBW 100 kHz #Sweep 1 s (518 pts)

Meas Off

Channel Power

Occupied BW

ACP

Multi Carrier Power

Power Stat CCDF

More 1 of 2

Occupied Bandwidth	Occ BW % Pwr	99.00 %
1.0891 MHz	x dB	-26.00 dB
Transmit Freq Error	-2.356 kHz	
x dB Bandwidth	1.274 MHz	

Copyright 2000-2012 Agilent Technologies

10.6. LTE Occupied Bandwidth(NTLV)(Subtest:6, Channel:20643, Bandwidth:1.4, Modulation:Q16, RB Number: 6, RB Position:LOW)

Center Frequency (MHz)	OBW Power (%)	XdB Down (dB)	RBW (MHz)	Detector	OBW (MHz)	XdB Bandwidth (MHz)	Upper Limit (MHz)	Verdict
848.3	99	26	0.027	Peak	1.091	1.282	1.4	Pass

Agilent
Measure

Ch Freq 848.3 MHz Trig Free

Occupied Bandwidth Averages: 2

Ref 29.06 dBm #Atten 30 dB

Center 848.300 MHz Span 2.8 MHz

#Res BW 27 kHz #VBW 100 kHz #Sweep 1 s (518 pts)

Meas Off

Channel Power

Occupied BW

ACP

Multi Carrier Power

Power Stat CCDF

More 1 of 2

Occupied Bandwidth	Occ BW % Pwr 99.00 %
1.0912 MHz	x dB -26.00 dB
Transmit Freq Error	-680.675 Hz
x dB Bandwidth	1.282 MHz

Copyright 2000-2012 Agilent Technologies

10.7. LTE Occupied Bandwidth(NTLV)(Subtest:7, Channel:20415, Bandwidth:3, Modulation:QPSK, RB Number: 15, RB Position:LOW)

Center Frequency (MHz)	OBW Power (%)	XdB Down (dB)	RBW (MHz)	Detector	OBW (MHz)	XdB Bandwidth (MHz)	Upper Limit (MHz)	Verdict
825.5	99	26	0.062	Peak	2.686	2.918	3	Pass

Agilent

Measure

Ch Freq 825.5 MHz
Trig Free

Occupied Bandwidth

Averages: 2

Ref 28.97 dBm
#Atten 30 dB

#Peak
Log

10
dB/

Offst
8.97

dB

Center 825.500 MHz
Span 6 MHz

#Res BW 62 kHz
#VBW 200 kHz
#Sweep 1 s (483 pts)

Occupied Bandwidth	Occ BW % Pwr	99.00 %
2.6864 MHz	x dB	-26.00 dB
Transmit Freq Error	216.564 Hz	
x dB Bandwidth	2.918 MHz	

Meas Off

Channel Power

Occupied BW

ACP

Multi Carrier Power

Power Stat CCDF

More
1 of 2

Copyright 2000-2012 Agilent Technologies

10.8. LTE Occupied Bandwidth(NTLV)(Subtest:8, Channel:20415, Bandwidth:3, Modulation:Q16, RB Number: 15, RB Position:LOW)

Center Frequency (MHz)	OBW Power (%)	XdB Down (dB)	RBW (MHz)	Detector	OBW (MHz)	XdB Bandwidth (MHz)	Upper Limit (MHz)	Verdict
825.5	99	26	0.062	Peak	2.679	2.899	3	Pass

Agilent
Measure

Ch Freq 825.5 MHz Trig Free

Occupied Bandwidth Averages: 2

Ref 28.97 dBm #Atten 30 dB

Center 825.500 MHz Span 6 MHz

#Res BW 62 kHz #VBW 200 kHz #Sweep 1 s (483 pts)

Meas Off

Channel Power

Occupied BW

ACP

Multi Carrier Power

Power Stat CCDF

More 1 of 2

Occupied Bandwidth	Occ BW % Pwr	99.00 %
2.6792 MHz	x dB	-26.00 dB
Transmit Freq Error	293.132 Hz	
x dB Bandwidth	2.899 MHz	

Copyright 2000-2012 Agilent Technologies

10.9. LTE Occupied Bandwidth(NTLV)(Subtest:9, Channel:20525, Bandwidth:3, Modulation:QPSK, RB Number: 15, RB Position:LOW)

Center Frequency (MHz)	OBW Power (%)	XdB Down (dB)	RBW (MHz)	Detector	OBW (MHz)	XdB Bandwidth (MHz)	Upper Limit (MHz)	Verdict
836.5	99	26	0.062	Peak	2.691	2.92	3	Pass

Agilent

Measure
 Meas Off
 Channel Power
 Occupied BW
 ACP
 Multi Carrier Power
 Power Stat CCDF
 More
 1 of 2

Ch Freq 836.5 MHz Trig Free

Occupied Bandwidth Averages: 2

Ref 29.01 dBm #Atten 30 dB

#Peak Log 10 dB/Offst 9.01 dB

Center 836.500 MHz Span 6 MHz

#Res BW 62 kHz #VBW 200 kHz #Sweep 1 s (483 pts)

Occupied Bandwidth Occ BW % Pwr 99.00 %

2.6909 MHz x dB -26.00 dB

Transmit Freq Error 2.214 kHz

x dB Bandwidth 2.920 MHz

Copyright 2000-2012 Agilent Technologies

10.10. LTE Occupied Bandwidth(NTLV)(Subtest:10, Channel:20525, Bandwidth:3, Modulation:Q16, RB Number: 15, RB Position:LOW)

Center Frequency (MHz)	OBW Power (%)	XdB Down (dB)	RBW (MHz)	Detector	OBW (MHz)	XdB Bandwidth (MHz)	Upper Limit (MHz)	Verdict
836.5	99	26	0.062	Peak	2.687	2.925	3	Pass

Agilent

Measure

Ch Freq 836.5 MHz
Trig Free

Occupied Bandwidth

Averages: 2

Ref 29.01 dBm
#Atten 30 dB

#Peak
Log

10
dB/

Offst
9.01

dB

Center 836.500 MHz
Span 6 MHz

#Res BW 62 kHz
#VBW 200 kHz
#Sweep 1 s (483 pts)

Occupied Bandwidth	Occ BW % Pwr	99.00 %
2.6867 MHz	x dB	-26.00 dB
Transmit Freq Error	-4.019 kHz	
x dB Bandwidth	2.925 MHz	

Copyright 2000-2012 Agilent Technologies

Meas Off

Channel Power

Occupied BW

ACP

Multi Carrier Power

Power Stat CCDF

More
1 of 2

10.11. LTE Occupied Bandwidth(NTLV)(Subtest:11, Channel:20635, Bandwidth:3, Modulation:QPSK, RB Number: 15, RB Position:LOW)

Center Frequency (MHz)	OBW Power (%)	XdB Down (dB)	RBW (MHz)	Detector	OBW (MHz)	XdB Bandwidth (MHz)	Upper Limit (MHz)	Verdict
847.5	99	26	0.062	Peak	2.685	2.922	3	Pass

Agilent
Measure

Ch Freq 847.5 MHz
Trig Free

Occupied Bandwidth
Averages: 2

Ref 29.05 dBm
#Atten 30 dB

#Peak
Log

10
dB/

Offst
9.05

dB

Center 847.500 MHz
Span 6 MHz

#Res BW 62 kHz
#VBW 200 kHz
#Sweep 1 s (483 pts)

Occupied Bandwidth
Occ BW % Pwr

2.6849 MHz
99.00 %

Transmit Freq Error
x dB

-5.301 kHz
-26.00 dB

x dB Bandwidth

2.922 MHz

Copyright 2000-2012 Agilent Technologies

More

1 of 2

10.12. LTE Occupied Bandwidth(NTLV)(Subtest:12, Channel:20635, Bandwidth:3, Modulation:Q16, RB Number: 15, RB Position:LOW)

Center Frequency (MHz)	OBW Power (%)	XdB Down (dB)	RBW (MHz)	Detector	OBW (MHz)	XdB Bandwidth (MHz)	Upper Limit (MHz)	Verdict
847.5	99	26	0.062	Peak	2.681	2.927	3	Pass

Agilent

Measure

Ch Freq 847.5 MHz
Trig Free

Occupied Bandwidth

Averages: 2

Ref 29.05 dBm
#Atten 30 dB

#Peak
Log

10
dB/

Offst
9.05

dB

Center 847.500 MHz
Span 6 MHz

#Res BW 62 kHz
#VBW 200 kHz
#Sweep 1 s (483 pts)

Occupied Bandwidth	Occ BW % Pwr	99.00 %
2.6809 MHz	x dB	-26.00 dB
Transmit Freq Error	-5.558 kHz	
x dB Bandwidth	2.927 MHz	

Power Stat
CCDF

More
1 of 2

Copyright 2000-2012 Agilent Technologies

10.13. LTE Occupied Bandwidth(NTLV)(Subtest:13, Channel:20425, Bandwidth:5, Modulation:QPSK, RB Number: 25, RB Position:LOW)

Center Frequency (MHz)	OBW Power (%)	XdB Down (dB)	RBW (MHz)	Detector	OBW (MHz)	XdB Bandwidth (MHz)	Upper Limit (MHz)	Verdict
826.5	99	26	0.1	Peak	4.494	4.922	5	Pass

Agilent

Measure

Ch Freq 826.5 MHz
Trig Free

Occupied Bandwidth
Averages: 2

Ref 28.98 dBm #Atten 30 dB

#Peak

Log

10

dB/

Offst

8.98

dB

Center 826.500 MHz Span 10 MHz

#Res BW 100 kHz #VBW 300 kHz #Sweep 1 s (500 pts)

Occupied Bandwidth	Occ BW % Pwr	99.00 %
4.4936 MHz	x dB	-26.00 dB
Transmit Freq Error	-147.930 Hz	
x dB Bandwidth	4.922 MHz	

Copyright 2000-2012 Agilent Technologies

Meas Off

Channel Power

Occupied BW

ACP

Multi Carrier Power

Power Stat CCDF

More

1 of 2

10.14. LTE Occupied Bandwidth(NTLV)(Subtest:14, Channel:20425, Bandwidth:5, Modulation:Q16, RB Number: 25, RB Position:LOW)

Center Frequency (MHz)	OBW Power (%)	XdB Down (dB)	RBW (MHz)	Detector	OBW (MHz)	XdB Bandwidth (MHz)	Upper Limit (MHz)	Verdict
826.5	99	26	0.1	Peak	4.49	4.887	5	Pass

Agilent

Ch Freq 826.5 MHz Trig Free

Occupied Bandwidth Averages: 2

Ref 28.98 dBm #Atten 30 dB

#Peak Log 10 dB/Offst 8.98 dB

Center 826.500 MHz Span 10 MHz

#Res BW 100 kHz #VBW 300 kHz #Sweep 1 s (500 pts)

Occupied Bandwidth Occ BW % Pwr 99.00 %

4.4900 MHz x dB -26.00 dB

Transmit Freq Error -577.700 Hz

x dB Bandwidth 4.887 MHz

Copyright 2000-2012 Agilent Technologies

Measure

Meas Off

Channel Power

Occupied BW

ACP

Multi Carrier Power

Power Stat CCDF

More 1 of 2

10.15. LTE Occupied Bandwidth(NTLV)(Subtest:15, Channel:20525, Bandwidth:5, Modulation:QPSK, RB Number: 25, RB Position:LOW)

Center Frequency (MHz)	OBW Power (%)	XdB Down (dB)	RBW (MHz)	Detector	OBW (MHz)	XdB Bandwidth (MHz)	Upper Limit (MHz)	Verdict
836.5	99	26	0.1	Peak	4.489	4.924	5	Pass

Agilent

Measure

Ch Freq 836.5 MHz
Trig Free

Occupied Bandwidth
Averages: 2

Ref 29.01 dBm
#Atten 30 dB

#Peak
Log

10
dB/

Offst
9.01

dB

Center 836.500 MHz
Span 10 MHz

#Res BW 100 kHz
#VBW 300 kHz
#Sweep 1 s (500 pts)

Occupied Bandwidth	Occ BW % Pwr	99.00 %
4.4894 MHz	x dB	-26.00 dB
Transmit Freq Error	-7.305 kHz	
x dB Bandwidth	4.924 MHz	

Power Stat
CCDF

More
1 of 2

Copyright 2000-2012 Agilent Technologies

10.16. LTE Occupied Bandwidth(NTLV)(Subtest:16, Channel:20525, Bandwidth:5, Modulation:Q16, RB Number: 25, RB Position:LOW)

Center Frequency (MHz)	OBW Power (%)	XdB Down (dB)	RBW (MHz)	Detector	OBW (MHz)	XdB Bandwidth (MHz)	Upper Limit (MHz)	Verdict
836.5	99	26	0.1	Peak	4.496	4.924	5	Pass

Agilent

Measure
 Meas Off
 Channel Power
Occupied BW
 ACP
 Multi Carrier Power
 Power Stat CCDF
 More
 1 of 2

Ch Freq 836.5 MHz Trig Free

Occupied Bandwidth Averages: 2

Ref 29.01 dBm #Atten 30 dB

Center 836.500 MHz Span 10 MHz

#Res BW 100 kHz #VBW 300 kHz #Sweep 1 s (500 pts)

Occupied Bandwidth	Occ BW % Pwr	99.00 %
4.4962 MHz	x dB	-26.00 dB
Transmit Freq Error	392.660 Hz	
x dB Bandwidth	4.924 MHz	

Copyright 2000-2012 Agilent Technologies

10.17. LTE Occupied Bandwidth(NTLV)(Subtest:17, Channel:20625, Bandwidth:5, Modulation:QPSK, RB Number: 25, RB Position:LOW)

Center Frequency (MHz)	OBW Power (%)	XdB Down (dB)	RBW (MHz)	Detector	OBW (MHz)	XdB Bandwidth (MHz)	Upper Limit (MHz)	Verdict
846.5	99	26	0.1	Peak	4.477	4.9	5	Pass

Agilent

Measure

Ch Freq 846.5 MHz Trig Free

Occupied Bandwidth Averages: 2

Ref 29.05 dBm #Atten 30 dB

#Peak

Log

10

dB/

Offst

9.05

dB

Center 846.500 MHz Span 10 MHz

#Res BW 100 kHz #VBW 300 kHz #Sweep 1 s (500 pts)

Occupied Bandwidth

4.4771 MHz

Occ BW % Pwr 99.00 %

x dB -26.00 dB

Transmit Freq Error -1.705 kHz

x dB Bandwidth 4.900 MHz

Copyright 2000-2012 Agilent Technologies

Meas Off

Channel Power

Occupied BW

ACP

Multi Carrier Power

Power Stat CCDF

More 1 of 2

10.18. LTE Occupied Bandwidth(NTLV)(Subtest:18, Channel:20625, Bandwidth:5, Modulation:Q16, RB Number: 25, RB Position:LOW)

Center Frequency (MHz)	OBW Power (%)	XdB Down (dB)	RBW (MHz)	Detector	OBW (MHz)	XdB Bandwidth (MHz)	Upper Limit (MHz)	Verdict
846.5	99	26	0.1	Peak	4.492	4.943	5	Pass

Agilent

Measure
 Meas Off
 Channel Power
 Occupied BW
 ACP
 Multi Carrier Power
 Power Stat CCDF
 More
 1 of 2

Ch Freq 846.5 MHz Trig Free

Occupied Bandwidth Averages: 2

Ref 29.05 dBm #Atten 30 dB

Center 846.500 MHz Span 10 MHz

#Res BW 100 kHz #VBW 300 kHz #Sweep 1 s (500 pts)

Occupied Bandwidth	Occ BW % Pwr	99.00 %
4.4918 MHz	x dB	-26.00 dB
Transmit Freq Error	-192.753 Hz	
x dB Bandwidth	4.943 MHz	

Copyright 2000-2012 Agilent Technologies

10.19. LTE Occupied Bandwidth(NTLV)(Subtest:19, Channel:20450, Bandwidth:10, Modulation:QPSK, RB Number: 50, RB Position:LOW)

Center Frequency (MHz)	OBW Power (%)	XdB Down (dB)	RBW (MHz)	Detector	OBW (MHz)	XdB Bandwidth (MHz)	Upper Limit (MHz)	Verdict
829	99	26	0.2	Peak	8.979	9.772	10	Pass

Agilent

Measure

Ch Freq 829 MHz
Trig Free

Occupied Bandwidth

Averages: 2

Ref 29 dBm
#Atten 30 dB

#Peak
Log

10
dB/

Offst
9

dB

Center 829.00 MHz
Span 20 MHz

#Res BW 200 kHz
#VBW 620 kHz
#Sweep 1 s (500 pts)

Occupied Bandwidth

8.9792 MHz

Occ BW % Pwr 99.00 %

x dB -26.00 dB

Transmit Freq Error 10.733 kHz

x dB Bandwidth 9.772 MHz

Power Stat

CCDF

More

1 of 2

Copyright 2000-2012 Agilent Technologies

10.20. LTE Occupied Bandwidth(NTLV)(Subtest:20, Channel:20450, Bandwidth:10, Modulation:Q16, RB Number: 50, RB Position:LOW)

Center Frequency (MHz)	OBW Power (%)	XdB Down (dB)	RBW (MHz)	Detector	OBW (MHz)	XdB Bandwidth (MHz)	Upper Limit (MHz)	Verdict
829	99	26	0.2	Peak	8.958	9.757	10	Pass

Agilent

Measure

Ch Freq 829 MHz
Trig Free

Occupied Bandwidth

Averages: 2

Ref 29 dBm
#Atten 30 dB

#Peak
Log

10
dB/

Offst
9

dB

Center 829.00 MHz
Span 20 MHz

#Res BW 200 kHz
#VBW 620 kHz
#Sweep 1 s (500 pts)

Occupied Bandwidth	Occ BW % Pwr	99.00 %
8.9584 MHz	x dB	-26.00 dB
Transmit Freq Error	990.032 Hz	
x dB Bandwidth	9.757 MHz	

Power Stat
CCDF

More
1 of 2

Copyright 2000-2012 Agilent Technologies

10.21. LTE Occupied Bandwidth(NTLV)(Subtest:21, Channel:20525, Bandwidth:10, Modulation:QPSK, RB Number: 50, RB Position:LOW)

Center Frequency (MHz)	OBW Power (%)	XdB Down (dB)	RBW (MHz)	Detector	OBW (MHz)	XdB Bandwidth (MHz)	Upper Limit (MHz)	Verdict
836.5	99	26	0.2	Peak	8.963	9.768	10	Pass

Agilent

Measure

Ch Freq 836.5 MHz
Trig Free

Occupied Bandwidth
Averages: 2

Ref 29.01 dBm
#Atten 30 dB

#Peak
Log

10
dB/

Offst
9.01

dB

Center 836.50 MHz
Span 20 MHz

#Res BW 200 kHz
#VBW 620 kHz
#Sweep 1 s (500 pts)

Occupied Bandwidth

8.9626 MHz

Transmit Freq Error -6.731 kHz

x dB Bandwidth 9.768 MHz

Occ BW % Pwr 99.00 %

x dB -26.00 dB

Copyright 2000-2012 Agilent Technologies

Meas Off

Channel Power

Occupied BW

ACP

Multi Carrier Power

Power Stat CCDF

More 1 of 2

10.22. LTE Occupied Bandwidth(NTLV)(Subtest:22, Channel:20525, Bandwidth:10, Modulation:Q16, RB Number: 50, RB Position:LOW)

Center Frequency (MHz)	OBW Power (%)	XdB Down (dB)	RBW (MHz)	Detector	OBW (MHz)	XdB Bandwidth (MHz)	Upper Limit (MHz)	Verdict
836.5	99	26	0.2	Peak	8.958	9.743	10	Pass

Agilent

Measure

Ch Freq 836.5 MHz
Trig Free

Occupied Bandwidth

Averages: 2

Ref 29.01 dBm
#Atten 30 dB

#Peak
Log

10
dB/

Offst
9.01

dB

Center 836.50 MHz
Span 20 MHz

#Res BW 200 kHz
#VBW 620 kHz
#Sweep 1 s (500 pts)

Occupied Bandwidth	Occ BW % Pwr	99.00 %
8.9577 MHz	x dB	-26.00 dB
Transmit Freq Error	1.549 kHz	
x dB Bandwidth	9.743 MHz	

Meas Off

Channel Power

Occupied BW

ACP

Multi Carrier Power

Power Stat CCDF

More
1 of 2

Copyright 2000-2012 Agilent Technologies

10.23. LTE Occupied Bandwidth(NTLV)(Subtest:23, Channel:20600, Bandwidth:10, Modulation:QPSK, RB Number: 50, RB Position:LOW)

Center Frequency (MHz)	OBW Power (%)	XdB Down (dB)	RBW (MHz)	Detector	OBW (MHz)	XdB Bandwidth (MHz)	Upper Limit (MHz)	Verdict
844	99	26	0.2	Peak	8.976	9.72	10	Pass

Agilent
Measure

Ch Freq 844 MHz
Trig Free

Occupied Bandwidth
Averages: 2

Ref 29.03 dBm
#Atten 30 dB

#Peak
Log

10
dB/

Offst
9.03

dB

Center 844.00 MHz
Span 20 MHz

#Res BW 200 kHz
#VBW 620 kHz
#Sweep 1 s (500 pts)

Occupied Bandwidth	Occ BW % Pwr	99.00 %
8.9764 MHz	x dB	-26.00 dB
Transmit Freq Error	-17.094 kHz	
x dB Bandwidth	9.720 MHz	

Power Stat
CCDF

More
1 of 2

Copyright 2000-2012 Agilent Technologies

10.24. LTE Occupied Bandwidth(NTLV)(Subtest:24, Channel:20600, Bandwidth:10, Modulation:Q16, RB Number: 50, RB Position:LOW)

Center Frequency (MHz)	OBW Power (%)	XdB Down (dB)	RBW (MHz)	Detector	OBW (MHz)	XdB Bandwidth (MHz)	Upper Limit (MHz)	Verdict
844	99	26	0.2	Peak	8.958	9.752	10	Pass

Agilent

Measure

Ch Freq 844 MHz
Trig Free

Occupied Bandwidth

Averages: 2

Ref 29.03 dBm
#Atten 30 dB

#Peak
Log

10
dB/

Offst
9.03

dB

Center 844.00 MHz
Span 20 MHz

#Res BW 200 kHz
#VBW 620 kHz
#Sweep 1 s (500 pts)

Occupied Bandwidth	Occ BW % Pwr	99.00 %
8.9584 MHz	x dB	-26.00 dB
Transmit Freq Error	-21.512 kHz	
x dB Bandwidth	9.752 MHz	

Meas Off

Channel Power

Occupied BW

ACP

Multi Carrier Power

Power Stat CCDF

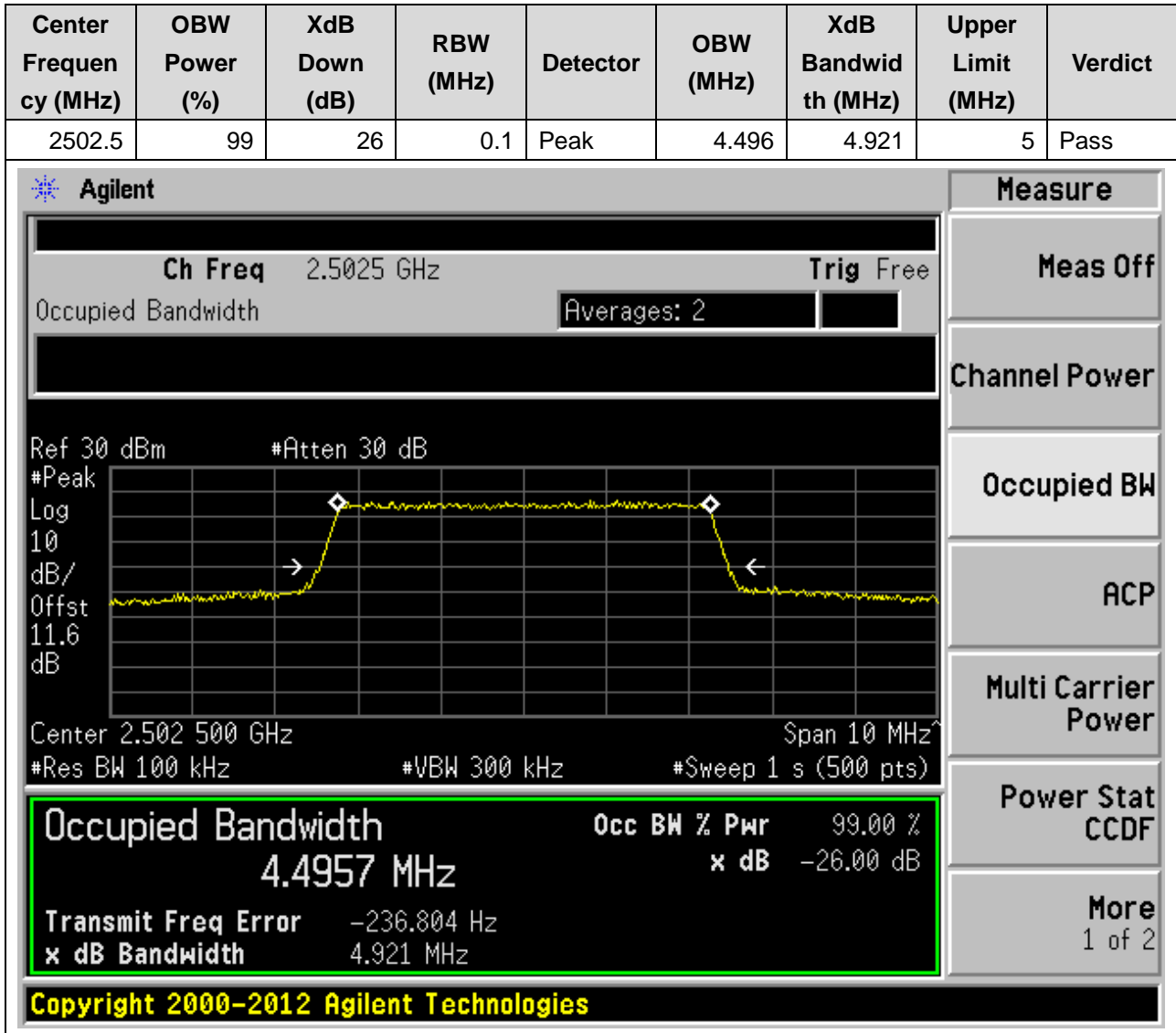
More

1 of 2

Copyright 2000-2012 Agilent Technologies

11. LTE_Band7

11.1. LTE Occupied Bandwidth(NTLV)(Subtest:1, Channel:20775, Bandwidth:5, Modulation:QPSK, RB Number: 25, RB Position:LOW)



11.2. LTE Occupied Bandwidth(NTLV)(Subtest:2, Channel:20775, Bandwidth:5, Modulation:Q16, RB Number: 25, RB Position:LOW)

Center Frequency (MHz)	OBW Power (%)	XdB Down (dB)	RBW (MHz)	Detector	OBW (MHz)	XdB Bandwidth (MHz)	Upper Limit (MHz)	Verdict
2502.5	99	26	0.1	Peak	4.485	4.888	5	Pass

Agilent

Measure
 Meas Off
 Channel Power
 Occupied BW
 ACP
 Multi Carrier Power
 Power Stat CCDF
 More
 1 of 2

Ch Freq 2.5025 GHz Trig Free

Occupied Bandwidth Averages: 2

Ref 30 dBm #Atten 30 dB

#Peak Log 10 dB/Offst 11.6 dB

Center 2.502 500 GHz Span 10 MHz

#Res BW 100 kHz #VBW 300 kHz #Sweep 1 s (500 pts)

Occupied Bandwidth	Occ BW % Pwr	99.00 %
4.4855 MHz	x dB	-26.00 dB
Transmit Freq Error	1.525 kHz	
x dB Bandwidth	4.888 MHz	

Copyright 2000-2012 Agilent Technologies

11.3. LTE Occupied Bandwidth(NTLV)(Subtest:3, Channel:21100, Bandwidth:5, Modulation:QPSK, RB Number: 25, RB Position:LOW)

Center Frequency (MHz)	OBW Power (%)	XdB Down (dB)	RBW (MHz)	Detector	OBW (MHz)	XdB Bandwidth (MHz)	Upper Limit (MHz)	Verdict
2535	99	26	0.1	Peak	4.488	4.92	5	Pass

The screenshot displays the Agilent spectrum analyzer interface. At the top, it shows 'Ch Freq 2.535 GHz' and 'Trig Free'. The main display area shows a spectrum plot with a yellow trace. The plot parameters include 'Ref 30 dBm', '#Atten 30 dB', 'Log 10 dB/Offst 11.5 dB', 'Center 2.535 000 GHz', 'Span 10 MHz', '#Res BW 100 kHz', '#VBW 300 kHz', and '#Sweep 1 s (500 pts)'. A green box highlights the measurement results: 'Occupied Bandwidth 4.4884 MHz', 'Occ BW % Pwr 99.00 %', 'x dB -26.00 dB', 'Transmit Freq Error -5.007 kHz', and 'x dB Bandwidth 4.920 MHz'. On the right side, there is a 'Measure' menu with options: 'Meas Off', 'Channel Power', 'Occupied BW', 'ACP', 'Multi Carrier Power', 'Power Stat CCDF', and 'More 1 of 2'. At the bottom, it says 'Copyright 2000-2012 Agilent Technologies'.

11.4. LTE Occupied Bandwidth(NTLV)(Subtest:4, Channel:21100, Bandwidth:5, Modulation:Q16, RB Number: 25, RB Position:LOW)

Center Frequency (MHz)	OBW Power (%)	XdB Down (dB)	RBW (MHz)	Detector	OBW (MHz)	XdB Bandwidth (MHz)	Upper Limit (MHz)	Verdict
2535	99	26	0.1	Peak	4.497	4.925	5	Pass

Agilent

Measure
 Meas Off
 Channel Power
 Occupied BW
 ACP
 Multi Carrier Power
 Power Stat CCDF
 More
 1 of 2

Ch Freq 2.535 GHz Trig Free

Occupied Bandwidth Averages: 2

Ref 30 dBm #Atten 30 dB

#Peak Log 10 dB/Offst 11.5 dB

Center 2.535 000 GHz Span 10 MHz

#Res BW 100 kHz #VBW 300 kHz #Sweep 1 s (500 pts)

Occupied Bandwidth Occ BW % Pwr 99.00 %

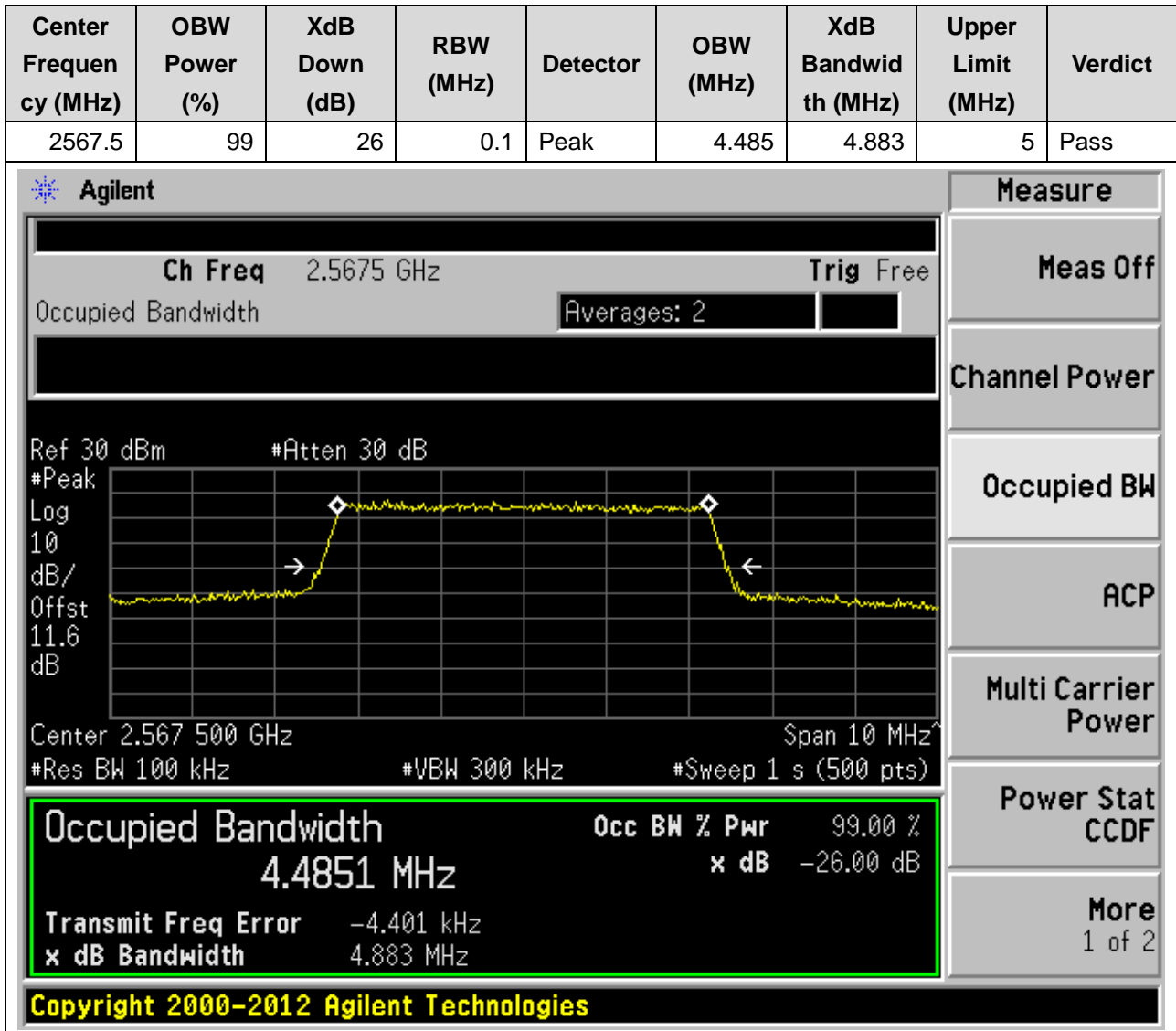
4.4972 MHz x dB -26.00 dB

Transmit Freq Error -60.593 Hz

x dB Bandwidth 4.925 MHz

Copyright 2000-2012 Agilent Technologies

11.5. LTE Occupied Bandwidth(NTLV)(Subtest:5, Channel:21425, Bandwidth:5, Modulation:QPSK, RB Number: 25, RB Position:LOW)



11.6. LTE Occupied Bandwidth(NTLV)(Subtest:6, Channel:21425, Bandwidth:5, Modulation:Q16, RB Number: 25, RB Position:LOW)

Center Frequency (MHz)	OBW Power (%)	XdB Down (dB)	RBW (MHz)	Detector	OBW (MHz)	XdB Bandwidth (MHz)	Upper Limit (MHz)	Verdict
2567.5	99	26	0.1	Peak	4.491	4.97	5	Pass

The screenshot displays the Agilent spectrum analyzer interface. The main display shows a spectrum plot with a yellow trace. The plot is set to a center frequency of 2.5675 GHz and a span of 10 MHz. The vertical axis is labeled 'dB/Offst' with a value of 11.6 dB. The horizontal axis is labeled 'Span 10 MHz'. The plot shows a signal with a peak at approximately 2.5675 GHz. The 'Occupied Bandwidth' is highlighted in a green box, showing a value of 4.4908 MHz. The 'Occ BW % Pwr' is 99.00% and the 'x dB' is -26.00 dB. The 'Transmit Freq Error' is -5.186 kHz and the 'x dB Bandwidth' is 4.970 MHz. The 'Copyright 2000-2012 Agilent Technologies' is displayed at the bottom.

Occupied Bandwidth	Occ BW % Pwr	x dB
4.4908 MHz	99.00 %	-26.00 dB

Copyright 2000-2012 Agilent Technologies

11.7. LTE Occupied Bandwidth(NTLV)(Subtest:7, Channel:20800, Bandwidth:10, Modulation:QPSK, RB Number: 50, RB Position:LOW)

Center Frequency (MHz)	OBW Power (%)	XdB Down (dB)	RBW (MHz)	Detector	OBW (MHz)	XdB Bandwidth (MHz)	Upper Limit (MHz)	Verdict
2505	99	26	0.2	Peak	8.978	9.798	10	Pass

The screenshot displays the Agilent spectrum analyzer interface. The main display shows a spectrum plot with a yellow trace. The center frequency is 2.505 GHz and the span is 20 MHz. The occupied bandwidth is measured as 8.9776 MHz. The power is 99.00% and the XdB down is -26.00 dB. The transmit frequency error is 18.142 kHz and the XdB bandwidth is 9.798 MHz. The interface includes various measurement buttons on the right side, such as 'Meas Off', 'Channel Power', 'Occupied BW', 'ACP', 'Multi Carrier Power', 'Power Stat CCDF', and 'More'. The bottom of the screen shows the copyright information: 'Copyright 2000-2012 Agilent Technologies'.

Occupied Bandwidth	Occ BW % Pwr	99.00 %
8.9776 MHz	x dB	-26.00 dB
Transmit Freq Error	18.142 kHz	
x dB Bandwidth	9.798 MHz	

Copyright 2000-2012 Agilent Technologies

11.8. LTE Occupied Bandwidth(NTLV)(Subtest:8, Channel:20800, Bandwidth:10, Modulation:Q16, RB Number: 50, RB Position:LOW)

Center Frequency (MHz)	OBW Power (%)	XdB Down (dB)	RBW (MHz)	Detector	OBW (MHz)	XdB Bandwidth (MHz)	Upper Limit (MHz)	Verdict
2505	99	26	0.2	Peak	8.954	9.775	10	Pass

Agilent
Measure

Ch Freq 2.505 GHz
Trig Free

Occupied Bandwidth
Averages: 2

Ref 30 dBm #Atten 30 dB

Center 2.505 00 GHz Span 20 MHz

#Res BW 200 kHz #VBW 620 kHz #Sweep 1 s (500 pts)

Occupied Bandwidth	Occ BW % Pwr 99.00 %
8.9538 MHz	x dB -26.00 dB
Transmit Freq Error 8.488 kHz	
x dB Bandwidth 9.775 MHz	

Copyright 2000-2012 Agilent Technologies

Meas Off

Channel Power

Occupied BW

ACP

Multi Carrier Power

Power Stat CCDF

More
1 of 2

11.9. LTE Occupied Bandwidth(NTLV)(Subtest:9, Channel:21100, Bandwidth:10, Modulation:QPSK, RB Number: 50, RB Position:LOW)

Center Frequency (MHz)	OBW Power (%)	XdB Down (dB)	RBW (MHz)	Detector	OBW (MHz)	XdB Bandwidth (MHz)	Upper Limit (MHz)	Verdict
2535	99	26	0.2	Peak	8.964	9.741	10	Pass

Agilent
Measure

Ch Freq 2.535 GHz
Trig Free

Occupied Bandwidth
Averages: 2

Ref 30 dBm #Atten 30 dB

Center 2.535 00 GHz Span 20 MHz

#Res BW 200 kHz #VBW 620 kHz #Sweep 1 s (500 pts)

Occupied Bandwidth	Occ BW % Pwr 99.00 %
8.9642 MHz	x dB -26.00 dB
Transmit Freq Error -3.156 kHz	
x dB Bandwidth 9.741 MHz	

Copyright 2000-2012 Agilent Technologies

Meas Off

Channel Power

Occupied BW

ACP

Multi Carrier Power

Power Stat CCDF

More
1 of 2

11.10. LTE Occupied Bandwidth(NTLV)(Subtest:10, Channel:21100, Bandwidth:10, Modulation:Q16, RB Number: 50, RB Position:LOW)

Center Frequency (MHz)	OBW Power (%)	XdB Down (dB)	RBW (MHz)	Detector	OBW (MHz)	XdB Bandwidth (MHz)	Upper Limit (MHz)	Verdict
2535	99	26	0.2	Peak	8.97	9.766	10	Pass

Agilent

Measure

Ch Freq 2.535 GHz
Trig Free

Occupied Bandwidth

Averages: 2

Ref 30 dBm
#Atten 30 dB

#Peak
Log

10
dB/

Offst
11.5

dB

Center 2.535 00 GHz
Span 20 MHz

#Res BW 200 kHz
#VBW 620 kHz
#Sweep 1 s (500 pts)

Occupied Bandwidth	Occ BW % Pwr	99.00 %
8.9704 MHz	x dB	-26.00 dB
Transmit Freq Error	-4.757 kHz	
x dB Bandwidth	9.766 MHz	

Copyright 2000-2012 Agilent Technologies

Meas Off

Channel Power

Occupied BW

ACP

Multi Carrier Power

Power Stat CCDF

More

1 of 2

11.11. LTE Occupied Bandwidth(NTLV)(Subtest:11, Channel:21400, Bandwidth:10, Modulation:QPSK, RB Number: 50, RB Position:LOW)

Center Frequency (MHz)	OBW Power (%)	XdB Down (dB)	RBW (MHz)	Detector	OBW (MHz)	XdB Bandwidth (MHz)	Upper Limit (MHz)	Verdict
2565	99	26	0.2	Peak	8.982	9.747	10	Pass

Agilent
Measure

Ch Freq 2.565 GHz Trig Free

Occupied Bandwidth Averages: 2

Ref 30 dBm #Atten 30 dB

#Peak Log 10 dB/Offst 11.6 dB

Center 2.565 00 GHz Span 20 MHz
#Res BW 200 kHz #VBW 620 kHz #Sweep 1 s (500 pts)

Occupied Bandwidth

8.9821 MHz

Transmit Freq Error -21.932 kHz

x dB Bandwidth 9.747 MHz

Meas Off

Channel Power

Occupied BW

ACP

Multi Carrier Power

Power Stat CCDF

More

1 of 2

Copyright 2000-2012 Agilent Technologies

11.12. LTE Occupied Bandwidth(NTLV)(Subtest:12, Channel:21400, Bandwidth:10, Modulation:Q16, RB Number: 50, RB Position:LOW)

Center Frequency (MHz)	OBW Power (%)	XdB Down (dB)	RBW (MHz)	Detector	OBW (MHz)	XdB Bandwidth (MHz)	Upper Limit (MHz)	Verdict
2565	99	26	0.2	Peak	8.963	9.806	10	Pass

Agilent
Measure

Ch Freq 2.565 GHz
Trig Free

Occupied Bandwidth
Averages: 2

Ref 30 dBm #Atten 30 dB

#Peak Log 10 dB/Offst 11.6 dB

Center 2.565 00 GHz Span 20 MHz

#Res BW 200 kHz #VBW 620 kHz #Sweep 1 s (500 pts)

Occupied Bandwidth	Occ BW % Pwr	99.00 %
8.9629 MHz	x dB	-26.00 dB
Transmit Freq Error		-20.642 kHz
x dB Bandwidth		9.806 MHz

Copyright 2000-2012 Agilent Technologies

Meas Off

Channel Power

Occupied BW

ACP

Multi Carrier Power

Power Stat CCDF

More
1 of 2

11.13. LTE Occupied Bandwidth(NTLV)(Subtest:13, Channel:20825, Bandwidth:15, Modulation:QPSK, RB Number: 75, RB Position:LOW)

Center Frequency (MHz)	OBW Power (%)	XdB Down (dB)	RBW (MHz)	Detector	OBW (MHz)	XdB Bandwidth (MHz)	Upper Limit (MHz)	Verdict
2507.5	99	26	0.3	Peak	13.436	14.681	15	Pass

Agilent

Ch Freq 2.5075 GHz Trig Free

Occupied Bandwidth Averages: 2

Ref 30 dBm #Atten 30 dB

#Peak Log 10 dB/Offst 11.6 dB

Center 2.5075 GHz Span 30 MHz

#Res BW 300 kHz #VBW 1 MHz #Sweep 1 s (500 pts)

Occupied Bandwidth	Occ BW % Pwr	99.00 %
13.4365 MHz	x dB	-26.00 dB
Transmit Freq Error	15.069 kHz	
x dB Bandwidth	14.681 MHz	

Copyright 2000-2012 Agilent Technologies

Measure

Meas Off

Channel Power

Occupied BW

ACP

Multi Carrier Power

Power Stat CCDF

More 1 of 2

11.14. LTE Occupied Bandwidth(NTLV)(Subtest:14, Channel:20825, Bandwidth:15, Modulation:Q16, RB Number: 75, RB Position:LOW)

Center Frequency (MHz)	OBW Power (%)	XdB Down (dB)	RBW (MHz)	Detector	OBW (MHz)	XdB Bandwidth (MHz)	Upper Limit (MHz)	Verdict
2507.5	99	26	0.3	Peak	13.422	14.618	15	Pass

Agilent

Ch Freq 2.5075 GHz Trig Free

Occupied Bandwidth Averages: 2

Ref 30 dBm #Atten 30 dB

#Peak Log 10 dB/Offst 11.6 dB

Center 2.5075 GHz Span 30 MHz

#Res BW 300 kHz #VBW 1 MHz #Sweep 1 s (500 pts)

Occupied Bandwidth	Occ BW % Pwr	99.00 %
13.4221 MHz	x dB	-26.00 dB
Transmit Freq Error		7.231 kHz
x dB Bandwidth		14.618 MHz

Copyright 2000-2012 Agilent Technologies

Measure

Meas Off

Channel Power

Occupied BW

ACP

Multi Carrier Power

Power Stat CCDF

More 1 of 2

11.15. LTE Occupied Bandwidth(NTLV)(Subtest:15, Channel:21100, Bandwidth:15, Modulation:QPSK, RB Number: 75, RB Position:LOW)

Center Frequency (MHz)	OBW Power (%)	XdB Down (dB)	RBW (MHz)	Detector	OBW (MHz)	XdB Bandwidth (MHz)	Upper Limit (MHz)	Verdict
2535	99	26	0.3	Peak	13.432	14.571	15	Pass

Agilent

Measure

Ch Freq 2.535 GHz
Trig Free

Occupied Bandwidth

Averages: 2

Ref 30 dBm
#Atten 30 dB

#Peak
Log

10
dB/

Offst
11.5

dB

Center 2.535 00 GHz
Span 30 MHz

#Res BW 300 kHz
#VBW 1 MHz
#Sweep 1 s (500 pts)

Occupied Bandwidth	Occ BW % Pwr	99.00 %
13.4322 MHz	x dB	-26.00 dB
Transmit Freq Error	4.421 kHz	
x dB Bandwidth	14.571 MHz	

Meas Off

Channel Power

Occupied BW

ACP

Multi Carrier Power

Power Stat CCDF

More
1 of 2

Copyright 2000-2012 Agilent Technologies

11.16. LTE Occupied Bandwidth(NTLV)(Subtest:16, Channel:21100, Bandwidth:15, Modulation:Q16, RB Number: 75, RB Position:LOW)

Center Frequency (MHz)	OBW Power (%)	XdB Down (dB)	RBW (MHz)	Detector	OBW (MHz)	XdB Bandwidth (MHz)	Upper Limit (MHz)	Verdict
2535	99	26	0.3	Peak	13.44	14.607	15	Pass

Agilent

Measure

Ch Freq 2.535 GHz
Trig Free

Occupied Bandwidth
Averages: 2

Ref 30 dBm
#Atten 30 dB

#Peak
Log

10
dB/

Offst
11.5

dB

Center 2.535 00 GHz
Span 30 MHz

#Res BW 300 kHz
#VBW 1 MHz
#Sweep 1 s (500 pts)

Occupied Bandwidth	Occ BW % Pwr	99.00 %
13.4396 MHz	x dB	-26.00 dB
Transmit Freq Error	8.616 kHz	
x dB Bandwidth	14.607 MHz	

Copyright 2000-2012 Agilent Technologies

Meas Off

Channel Power

Occupied BW

ACP

Multi Carrier Power

Power Stat CCDF

More
1 of 2

11.17. LTE Occupied Bandwidth(NTLV)(Subtest:17, Channel:21375, Bandwidth:15, Modulation:QPSK, RB Number: 75, RB Position:LOW)

Center Frequency (MHz)	OBW Power (%)	XdB Down (dB)	RBW (MHz)	Detector	OBW (MHz)	XdB Bandwidth (MHz)	Upper Limit (MHz)	Verdict
2562.5	99	26	0.3	Peak	13.409	14.652	15	Pass

Agilent

Measure

Ch Freq 2.5625 GHz
Trig Free

Occupied Bandwidth
Averages: 2

Ref 30 dBm
#Atten 30 dB

#Peak
Log

10
dB/

Offst
11.6

dB

Center 2.562 50 GHz
Span 30 MHz

#Res BW 300 kHz
#VBW 1 MHz
#Sweep 1 s (500 pts)

Occupied Bandwidth	Occ BW % Pwr	99.00 %
13.4090 MHz	x dB	-26.00 dB
Transmit Freq Error	-22.137 kHz	
x dB Bandwidth	14.652 MHz	

Power Stat
CCDF

More
1 of 2

Copyright 2000-2012 Agilent Technologies

11.18. LTE Occupied Bandwidth(NTLV)(Subtest:18, Channel:21375, Bandwidth:15, Modulation:Q16, RB Number: 75, RB Position:LOW)

Center Frequency (MHz)	OBW Power (%)	XdB Down (dB)	RBW (MHz)	Detector	OBW (MHz)	XdB Bandwidth (MHz)	Upper Limit (MHz)	Verdict
2562.5	99	26	0.3	Peak	13.447	14.644	15	Pass

Agilent

Measure

Ch Freq 2.5625 GHz
Trig Free

Occupied Bandwidth

Averages: 2

Ref 30 dBm
#Atten 30 dB

#Peak
Log

10
dB/

Offst
11.6

dB

Center 2.562 50 GHz
Span 30 MHz

#Res BW 300 kHz
#VBW 1 MHz
#Sweep 1 s (500 pts)

Occupied Bandwidth	Occ BW % Pwr	99.00 %
13.4467 MHz	x dB	-26.00 dB
Transmit Freq Error	-21.978 kHz	
x dB Bandwidth	14.644 MHz	

Meas Off

Channel Power

Occupied BW

ACP

Multi Carrier Power

Power Stat CCDF

More

1 of 2

Copyright 2000-2012 Agilent Technologies

11.19. LTE Occupied Bandwidth(NTLV)(Subtest:19, Channel:20850, Bandwidth:20, Modulation:QPSK, RB Number: 100, RB Position:LOW)

Center Frequency (MHz)	OBW Power (%)	XdB Down (dB)	RBW (MHz)	Detector	OBW (MHz)	XdB Bandwidth (MHz)	Upper Limit (MHz)	Verdict
2510	99	26	0.39	Peak	17.888	19.289	20	Pass

Agilent

Ch Freq 2.51 GHz Trig Free

Occupied Bandwidth Averages: 2

Ref 30 dBm #Atten 30 dB

#Peak Log 10 dB/Offst 11.6 dB

Center 2.51000 GHz Span 40 MHz

#Res BW 390 kHz #VBW 1.2 MHz #Sweep 1 s (512 pts)

Occupied Bandwidth 17.8878 MHz

Occ BW % Pwr 99.00 %

x dB -26.00 dB

Transmit Freq Error 27.691 kHz

x dB Bandwidth 19.289 MHz

Copyright 2000-2012 Agilent Technologies

Measure

Meas Off

Channel Power

Occupied BW

ACP

Multi Carrier Power

Power Stat CCDF

More 1 of 2

11.20. LTE Occupied Bandwidth(NTLV)(Subtest:20, Channel:20850, Bandwidth:20, Modulation:Q16, RB Number: 100, RB Position:LOW)

Center Frequency (MHz)	OBW Power (%)	XdB Down (dB)	RBW (MHz)	Detector	OBW (MHz)	XdB Bandwidth (MHz)	Upper Limit (MHz)	Verdict
2510	99	26	0.39	Peak	17.943	19.471	20	Pass

Agilent
Measure

Ch Freq 2.51 GHz
Trig Free

Occupied Bandwidth
Averages: 2

Ref 30 dBm #Atten 30 dB

#Peak Log 10 dB/Offst 11.6 dB

Center 2.510 00 GHz Span 40 MHz

#Res BW 390 kHz #VBW 1.2 MHz #Sweep 1 s (512 pts)

Occupied Bandwidth	Occ BW % Pwr	99.00 %
17.9430 MHz	x dB	-26.00 dB
Transmit Freq Error		38.052 kHz
x dB Bandwidth		19.471 MHz

Copyright 2000-2012 Agilent Technologies

Meas Off

Channel Power

Occupied BW

ACP

Multi Carrier Power

Power Stat CCDF

More
1 of 2

11.21. LTE Occupied Bandwidth(NTLV)(Subtest:21, Channel:21100, Bandwidth:20, Modulation:QPSK, RB Number: 100, RB Position:LOW)

Center Frequency (MHz)	OBW Power (%)	XdB Down (dB)	RBW (MHz)	Detector	OBW (MHz)	XdB Bandwidth (MHz)	Upper Limit (MHz)	Verdict
2535	99	26	0.39	Peak	17.909	19.379	20	Pass

Agilent
Measure

Ch Freq 2.535 GHz
Trig Free

Occupied Bandwidth
Averages: 2

Ref 30 dBm #Atten 30 dB

Center 2.535 00 GHz Span 40 MHz
 #Res BW 390 kHz #VBW 1.2 MHz #Sweep 1 s (512 pts)

Occupied Bandwidth	Occ BW % Pwr	99.00 %
17.9094 MHz	x dB	-26.00 dB
Transmit Freq Error		8.879 kHz
x dB Bandwidth		19.379 MHz

Copyright 2000-2012 Agilent Technologies

Meas Off

Channel Power

Occupied BW

ACP

Multi Carrier Power

Power Stat CCDF

More
1 of 2

11.22. LTE Occupied Bandwidth(NTLV)(Subtest:22, Channel:21100, Bandwidth:20, Modulation:Q16, RB Number: 100, RB Position:LOW)

Center Frequency (MHz)	OBW Power (%)	XdB Down (dB)	RBW (MHz)	Detector	OBW (MHz)	XdB Bandwidth (MHz)	Upper Limit (MHz)	Verdict
2535	99	26	0.39	Peak	17.941	19.391	20	Pass

Agilent
Measure

Ch Freq 2.535 GHz
Trig Free

Occupied Bandwidth
Averages: 2

Ref 30 dBm
#Atten 30 dB

#Peak
Log

10
dB/

Offst
11.5

dB

Center 2.535 00 GHz
Span 40 MHz

#Res BW 390 kHz
#VBW 1.2 MHz
#Sweep 1 s (512 pts)

Occupied Bandwidth	Occ BW % Pwr	99.00 %
17.9407 MHz	x dB	-26.00 dB
Transmit Freq Error	-6.218 kHz	
x dB Bandwidth	19.391 MHz	

Power Stat
CCDF

More
1 of 2

Copyright 2000-2012 Agilent Technologies

11.23. LTE Occupied Bandwidth(NTLV)(Subtest:23, Channel:21350, Bandwidth:20, Modulation:QPSK, RB Number: 100, RB Position:LOW)

Center Frequency (MHz)	OBW Power (%)	XdB Down (dB)	RBW (MHz)	Detector	OBW (MHz)	XdB Bandwidth (MHz)	Upper Limit (MHz)	Verdict
2560	99	26	0.39	Peak	17.878	19.516	20	Pass

Agilent

Measure
 Meas Off
 Channel Power
 Occupied BW
 ACP
 Multi Carrier Power
 Power Stat CCDF
 More
 1 of 2

Ch Freq 2.56 GHz Trig Free

Occupied Bandwidth Averages: 2

Ref 30 dBm #Atten 30 dB

Center 2.560 00 GHz Span 40 MHz

#Res BW 390 kHz #VBW 1.2 MHz #Sweep 1 s (512 pts)

Occupied Bandwidth Occ BW % Pwr 99.00 %

17.8781 MHz x dB -26.00 dB

Transmit Freq Error -33.509 kHz

x dB Bandwidth 19.516 MHz

Copyright 2000-2012 Agilent Technologies

11.24. LTE Occupied Bandwidth(NTLV)(Subtest:24, Channel:21350, Bandwidth:20, Modulation:Q16, RB Number: 100, RB Position:LOW)

Center Frequency (MHz)	OBW Power (%)	XdB Down (dB)	RBW (MHz)	Detector	OBW (MHz)	XdB Bandwidth (MHz)	Upper Limit (MHz)	Verdict
2560	99	26	0.39	Peak	17.877	19.288	20	Pass

Agilent
Measure

Ch Freq 2.56 GHz
Trig Free

Occupied Bandwidth
Averages: 2

Ref 30 dBm #Atten 30 dB

Center 2.560 00 GHz Span 40 MHz
#Res BW 390 kHz #VBW 1.2 MHz #Sweep 1 s (512 pts)

Occupied Bandwidth	Occ BW % Pwr	99.00 %
17.8767 MHz	x dB	-26.00 dB
Transmit Freq Error	-14.609 kHz	
x dB Bandwidth	19.288 MHz	

Copyright 2000-2012 Agilent Technologies

Meas Off

Channel Power

Occupied BW

ACP

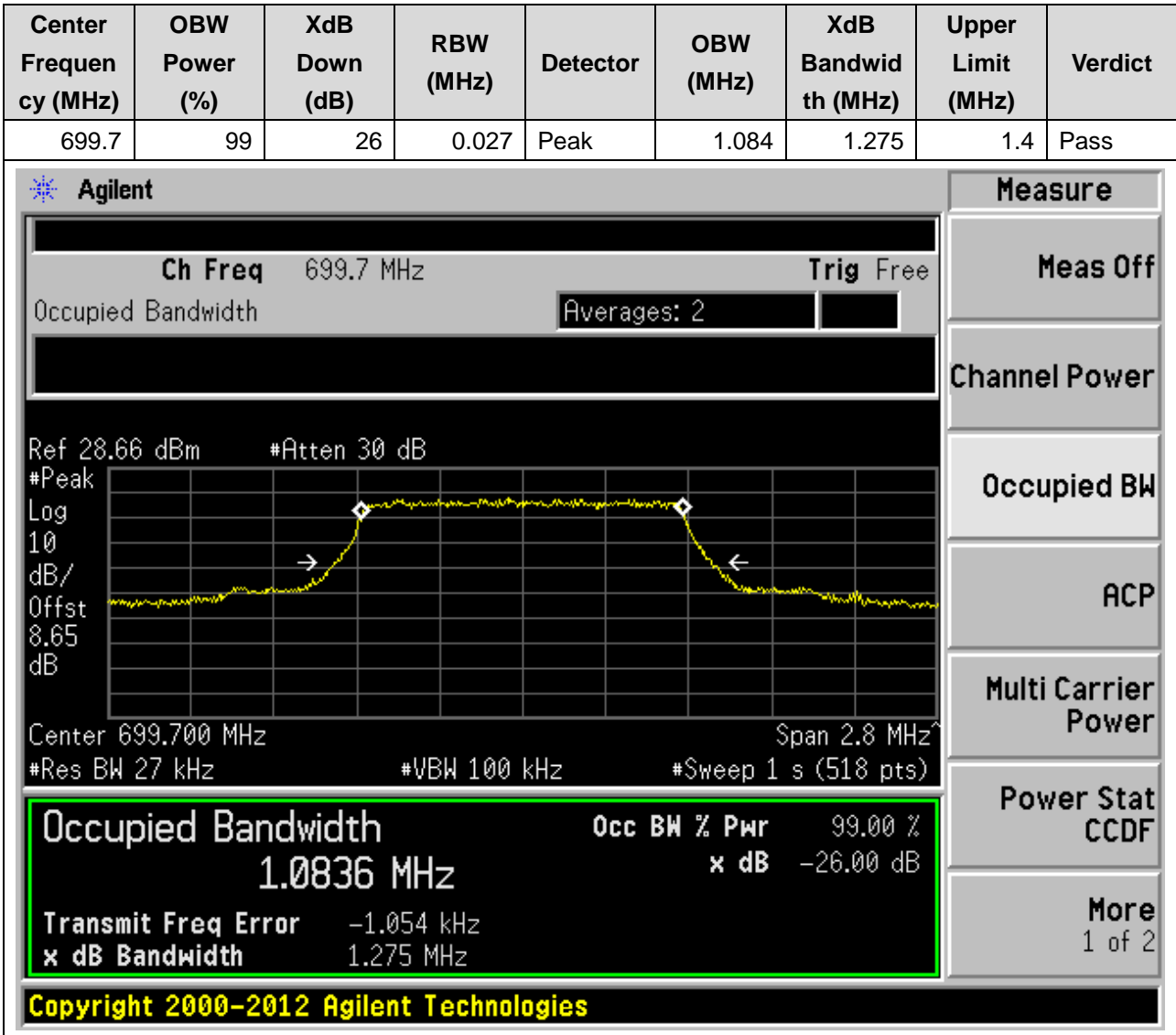
Multi Carrier Power

Power Stat CCDF

More
1 of 2

12. LTE_Band12

12.1. LTE Occupied Bandwidth(NTLV)(Subtest:1, Channel:23017, Bandwidth:1.4, Modulation:QPSK, RB Number: 6, RB Position:LOW)



12.2. LTE Occupied Bandwidth(NTLV)(Subtest:2, Channel:23017, Bandwidth:1.4, Modulation:Q16, RB Number: 6, RB Position:LOW)

Center Frequency (MHz)	OBW Power (%)	XdB Down (dB)	RBW (MHz)	Detector	OBW (MHz)	XdB Bandwidth (MHz)	Upper Limit (MHz)	Verdict
699.7	99	26	0.027	Peak	1.094	1.294	1.4	Pass

Agilent
Measure

Ch Freq 699.7 MHz Trig Free

Occupied Bandwidth Averages: 2

Ref 28.66 dBm #Atten 30 dB

Center 699.700 MHz Span 2.8 MHz

#Res BW 27 kHz #VBW 100 kHz #Sweep 1 s (518 pts)

Meas Off

Channel Power

Occupied BW

ACP

Multi Carrier Power

Power Stat CCDF

More 1 of 2

Occupied Bandwidth Occ BW % Pwr 99.00 %

1.0936 MHz x dB -26.00 dB

Transmit Freq Error -2.000 kHz

x dB Bandwidth 1.294 MHz

Copyright 2000-2012 Agilent Technologies

12.3. LTE Occupied Bandwidth(NTLV)(Subtest:3, Channel:23095, Bandwidth:1.4, Modulation:QPSK, RB Number: 6, RB Position:LOW)

Center Frequency (MHz)	OBW Power (%)	XdB Down (dB)	RBW (MHz)	Detector	OBW (MHz)	XdB Bandwidth (MHz)	Upper Limit (MHz)	Verdict
707.5	99	26	0.027	Peak	1.087	1.294	1.4	Pass

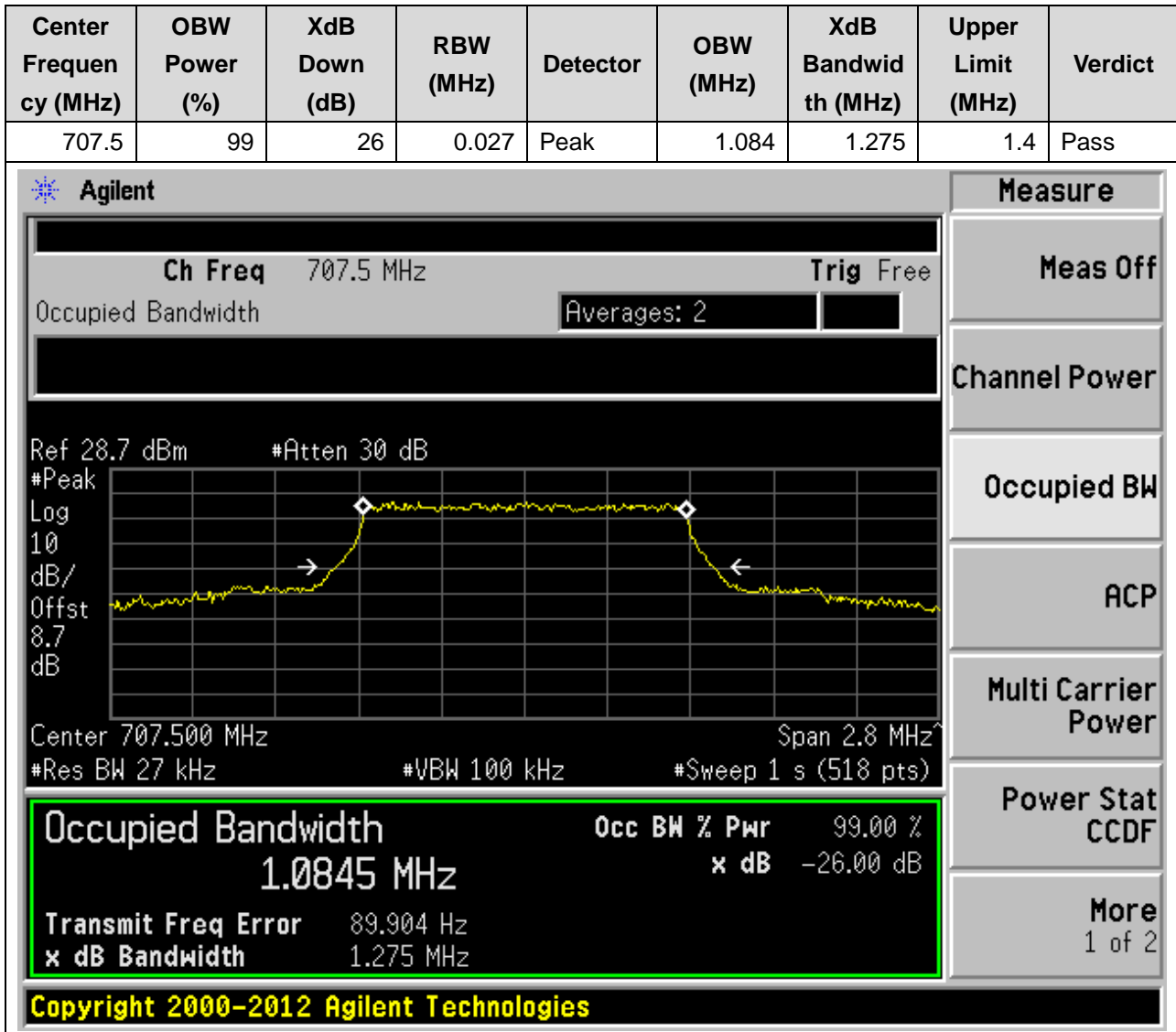
Occupied Bandwidth 1.0870 MHz

Occ BW % Pwr 99.00 %
x dB -26.00 dB

Transmit Freq Error -750.215 Hz
x dB Bandwidth 1.294 MHz

Copyright 2000-2012 Agilent Technologies

12.4. LTE Occupied Bandwidth(NTLV)(Subtest:4, Channel:23095, Bandwidth:1.4, Modulation:Q16, RB Number: 6, RB Position:LOW)



12.5. LTE Occupied Bandwidth(NTLV)(Subtest:5, Channel:23173, Bandwidth:1.4, Modulation:QPSK, RB Number: 6, RB Position:LOW)

Center Frequency (MHz)	OBW Power (%)	XdB Down (dB)	RBW (MHz)	Detector	OBW (MHz)	XdB Bandwidth (MHz)	Upper Limit (MHz)	Verdict
715.3	99	26	0.027	Peak	1.09	1.275	1.4	Pass

Agilent

Ch Freq 715.3 MHz Trig Free

Occupied Bandwidth Averages: 2

Ref 28.72 dBm #Atten 30 dB

#Peak Log 10 dB/Offst 8.72 dB

Center 715.300 MHz Span 2.8 MHz

#Res BW 27 kHz #VBW 100 kHz #Sweep 1 s (518 pts)

Occupied Bandwidth Occ BW % Pwr 99.00 %
1.0902 MHz x dB -26.00 dB

Transmit Freq Error -2.425 kHz
 x dB Bandwidth 1.275 MHz

Copyright 2000-2012 Agilent Technologies

Measure

Meas Off

Channel Power

Occupied BW

ACP

Multi Carrier Power

Power Stat CCDF

More 1 of 2

12.6. LTE Occupied Bandwidth(NTLV)(Subtest:6, Channel:23173, Bandwidth:1.4, Modulation:Q16, RB Number: 6, RB Position:LOW)

Center Frequency (MHz)	OBW Power (%)	XdB Down (dB)	RBW (MHz)	Detector	OBW (MHz)	XdB Bandwidth (MHz)	Upper Limit (MHz)	Verdict
715.3	99	26	0.027	Peak	1.09	1.293	1.4	Pass

Agilent

Measure

Ch Freq 715.3 MHz
Trig Free

Occupied Bandwidth

Averages: 2

Ref 28.72 dBm
#Atten 30 dB

#Peak
Log

10
dB/

Offst
8.72

dB

Center 715.300 MHz
Span 2.8 MHz

#Res BW 27 kHz
#VBW 100 kHz
#Sweep 1 s (518 pts)

Occupied Bandwidth	Occ BW % Pwr	99.00 %
1.0897 MHz	x dB	-26.00 dB
Transmit Freq Error	-60.030 Hz	
x dB Bandwidth	1.293 MHz	

Meas Off

Channel Power

Occupied BW

ACP

Multi Carrier Power

Power Stat

CCDF

More

1 of 2

Copyright 2000-2012 Agilent Technologies

12.7. LTE Occupied Bandwidth(NTLV)(Subtest:7, Channel:23025, Bandwidth:3, Modulation:QPSK, RB Number: 15, RB Position:LOW)

Center Frequency (MHz)	OBW Power (%)	XdB Down (dB)	RBW (MHz)	Detector	OBW (MHz)	XdB Bandwidth (MHz)	Upper Limit (MHz)	Verdict
700.5	99	26	0.062	Peak	2.686	2.904	3	Pass

Agilent

Measure
 Meas Off
 Channel Power
Occupied BW
 ACP
 Multi Carrier Power
 Power Stat CCDF
 More
 1 of 2

Ch Freq 700.5 MHz Trig Free

Occupied Bandwidth Averages: 2

Ref 28.66 dBm #Atten 30 dB

#Peak
 Log
 10
 dB/
 Offst
 8.66
 dB

Center 700.500 MHz Span 6 MHz

#Res BW 62 kHz #VBW 200 kHz #Sweep 1 s (483 pts)

Occupied Bandwidth Occ BW % Pwr 99.00 %

2.6865 MHz

x dB -26.00 dB

Transmit Freq Error 1.171 kHz

x dB Bandwidth 2.904 MHz

Copyright 2000-2012 Agilent Technologies

12.8. LTE Occupied Bandwidth(NTLV)(Subtest:8, Channel:23025, Bandwidth:3, Modulation:Q16, RB Number: 15, RB Position:LOW)

Center Frequency (MHz)	OBW Power (%)	XdB Down (dB)	RBW (MHz)	Detector	OBW (MHz)	XdB Bandwidth (MHz)	Upper Limit (MHz)	Verdict
700.5	99	26	0.062	Peak	2.679	2.899	3	Pass

The screenshot displays the Agilent spectrum analyzer interface. At the top, it shows 'Ch Freq 700.5 MHz' and 'Trig Free'. The main display area shows a spectrum plot with a yellow trace. The plot parameters include 'Ref 28.66 dBm', '#Atten 30 dB', 'Log 10 dB/Offst 8.66 dB', 'Center 700.500 MHz', 'Span 6 MHz', '#Res BW 62 kHz', '#VBW 200 kHz', and '#Sweep 1 s (483 pts)'. A green box highlights the 'Occupied Bandwidth' measurement results: 'Occupied Bandwidth 2.6787 MHz', 'Occ BW % Pwr 99.00 %', and 'x dB -26.00 dB'. Other parameters shown include 'Transmit Freq Error -562.808 Hz' and 'x dB Bandwidth 2.899 MHz'. The bottom of the screen shows 'Copyright 2000-2012 Agilent Technologies'.

12.9. LTE Occupied Bandwidth(NTLV)(Subtest:9, Channel:23095, Bandwidth:3, Modulation:QPSK, RB Number: 15, RB Position:LOW)

Center Frequency (MHz)	OBW Power (%)	XdB Down (dB)	RBW (MHz)	Detector	OBW (MHz)	XdB Bandwidth (MHz)	Upper Limit (MHz)	Verdict
707.5	99	26	0.062	Peak	2.682	2.899	3	Pass

Agilent

Measure
 Meas Off
 Channel Power
 Occupied BW
 ACP
 Multi Carrier Power
 Power Stat CCDF
 More
 1 of 2

Ch Freq 707.5 MHz Trig Free

Occupied Bandwidth Averages: 2

Ref 28.7 dBm #Atten 30 dB

#Peak Log 10 dB/Offst 8.7 dB

Center 707.500 MHz Span 6 MHz

#Res BW 62 kHz #VBW 200 kHz #Sweep 1 s (483 pts)

Occupied Bandwidth Occ BW % Pwr 99.00 %

2.6822 MHz

x dB -26.00 dB

Transmit Freq Error 368.858 Hz

x dB Bandwidth 2.899 MHz

Copyright 2000-2012 Agilent Technologies

12.10. LTE Occupied Bandwidth(NTLV)(Subtest:10, Channel:23095, Bandwidth:3, Modulation:Q16, RB Number: 15, RB Position:LOW)

Center Frequency (MHz)	OBW Power (%)	XdB Down (dB)	RBW (MHz)	Detector	OBW (MHz)	XdB Bandwidth (MHz)	Upper Limit (MHz)	Verdict
707.5	99	26	0.062	Peak	2.686	2.925	3	Pass

Agilent

Measure
 Meas Off
 Channel Power
Occupied BW
 ACP
 Multi Carrier Power
 Power Stat CCDF
 More
 1 of 2

Ch Freq 707.5 MHz Trig Free

Occupied Bandwidth Averages: 2

Ref 28.7 dBm #Atten 30 dB

#Peak Log 10 dB/Offst 8.7 dB

Center 707.500 MHz Span 6 MHz

#Res BW 62 kHz #VBW 200 kHz #Sweep 1 s (483 pts)

Occupied Bandwidth	Occ BW % Pwr 99.00 %
2.6863 MHz	x dB -26.00 dB
Transmit Freq Error -2.228 kHz	
x dB Bandwidth 2.925 MHz	

Copyright 2000-2012 Agilent Technologies

12.11. LTE Occupied Bandwidth(NTLV)(Subtest:11, Channel:23165, Bandwidth:3, Modulation:QPSK, RB Number: 15, RB Position:LOW)

Center Frequency (MHz)	OBW Power (%)	XdB Down (dB)	RBW (MHz)	Detector	OBW (MHz)	XdB Bandwidth (MHz)	Upper Limit (MHz)	Verdict
714.5	99	26	0.062	Peak	2.689	2.923	3	Pass

Agilent

Measure
 Meas Off
 Channel Power
 Occupied BW
 ACP
 Multi Carrier Power
 Power Stat CCDF
 More
 1 of 2

Ch Freq 714.5 MHz Trig Free

Occupied Bandwidth Averages: 2

Ref 28.72 dBm #Atten 30 dB

Center 714.500 MHz Span 6 MHz

#Res BW 62 kHz #VBW 200 kHz #Sweep 1 s (483 pts)

Occupied Bandwidth	Occ BW % Pwr 99.00 %
2.6887 MHz	x dB -26.00 dB
Transmit Freq Error -3.965 kHz	
x dB Bandwidth 2.923 MHz	

Copyright 2000-2012 Agilent Technologies

12.12. LTE Occupied Bandwidth(NTLV)(Subtest:12, Channel:23165, Bandwidth:3, Modulation:Q16, RB Number: 15, RB Position:LOW)

Center Frequency (MHz)	OBW Power (%)	XdB Down (dB)	RBW (MHz)	Detector	OBW (MHz)	XdB Bandwidth (MHz)	Upper Limit (MHz)	Verdict
714.5	99	26	0.062	Peak	2.682	2.929	3	Pass

Agilent

Measure
 Meas Off
 Channel Power
 Occupied BW
 ACP
 Multi Carrier Power
 Power Stat CCDF
 More
 1 of 2

Ch Freq 714.5 MHz Trig Free

Occupied Bandwidth Averages: 2

Ref 28.72 dBm #Atten 30 dB

#Peak Log 10 dB/Offst 8.72 dB

Center 714.500 MHz Span 6 MHz

#Res BW 62 kHz #VBW 200 kHz #Sweep 1 s (483 pts)

Occupied Bandwidth Occ BW % Pwr 99.00 %

2.6822 MHz

x dB -26.00 dB

Transmit Freq Error -4.393 kHz

x dB Bandwidth 2.929 MHz

Copyright 2000-2012 Agilent Technologies

12.13. LTE Occupied Bandwidth(NTLV)(Subtest:13, Channel:23035, Bandwidth:5, Modulation:QPSK, RB Number: 25, RB Position:LOW)

Center Frequency (MHz)	OBW Power (%)	XdB Down (dB)	RBW (MHz)	Detector	OBW (MHz)	XdB Bandwidth (MHz)	Upper Limit (MHz)	Verdict
701.5	99	26	0.1	Peak	4.497	4.929	5	Pass

Agilent

Measure

Ch Freq 701.5 MHz
Trig Free

Occupied Bandwidth

Averages: 2

Ref 28.66 dBm
#Atten 30 dB

#Peak
Log

10
dB/

Offst
8.66

dB

Center 701.500 MHz
Span 10 MHz

#Res BW 100 kHz
#VBW 300 kHz
#Sweep 1 s (500 pts)

Occupied Bandwidth	Occ BW % Pwr	99.00 %
4.4972 MHz	x dB	-26.00 dB
Transmit Freq Error	-1.971 kHz	
x dB Bandwidth	4.929 MHz	

Meas Off

Channel Power

Occupied BW

ACP

Multi Carrier Power

Power Stat CCDF

More
1 of 2

Copyright 2000-2012 Agilent Technologies

12.14. LTE Occupied Bandwidth(NTLV)(Subtest:14, Channel:23035, Bandwidth:5, Modulation:Q16, RB Number: 25, RB Position:LOW)

Center Frequency (MHz)	OBW Power (%)	XdB Down (dB)	RBW (MHz)	Detector	OBW (MHz)	XdB Bandwidth (MHz)	Upper Limit (MHz)	Verdict
701.5	99	26	0.1	Peak	4.49	4.884	5	Pass

Agilent

Measure
 Meas Off
 Channel Power
Occupied BW
 ACP
 Multi Carrier Power
 Power Stat CCDF
 More
 1 of 2

Ch Freq 701.5 MHz Trig Free

Occupied Bandwidth Averages: 2

Ref 28.66 dBm #Atten 30 dB

Center 701.500 MHz Span 10 MHz

#Res BW 100 kHz #VBW 300 kHz #Sweep 1 s (500 pts)

Occupied Bandwidth	Occ BW % Pwr	99.00 %
4.4898 MHz	x dB	-26.00 dB
Transmit Freq Error	-4.087 kHz	
x dB Bandwidth	4.884 MHz	

Copyright 2000-2012 Agilent Technologies

12.15. LTE Occupied Bandwidth(NTLV)(Subtest:15, Channel:23095, Bandwidth:5, Modulation:QPSK, RB Number: 25, RB Position:LOW)

Center Frequency (MHz)	OBW Power (%)	XdB Down (dB)	RBW (MHz)	Detector	OBW (MHz)	XdB Bandwidth (MHz)	Upper Limit (MHz)	Verdict
707.5	99	26	0.1	Peak	4.493	4.937	5	Pass

Agilent

Measure

Ch Freq 707.5 MHz
Trig Free

Occupied Bandwidth

Averages: 2

Ref 28.7 dBm
#Atten 30 dB

#Peak
Log

10
dB/

Offst
8.7

dB

Center 707.500 MHz
Span 10 MHz

#Res BW 100 kHz
#VBW 300 kHz
#Sweep 1 s (500 pts)

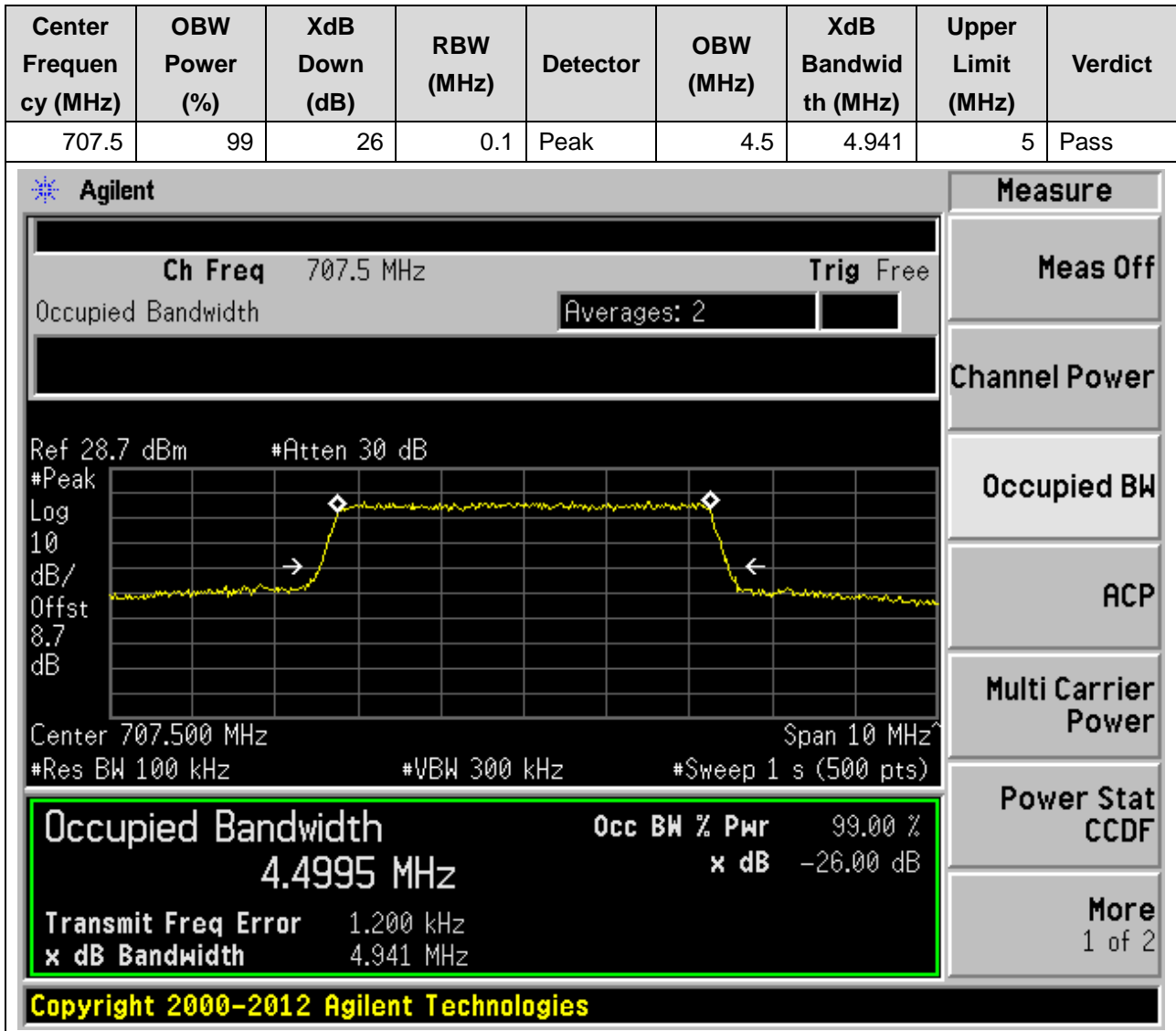
Occupied Bandwidth	Occ BW % Pwr	99.00 %
4.4930 MHz	x dB	-26.00 dB
Transmit Freq Error	-763.409 Hz	
x dB Bandwidth	4.937 MHz	

Power Stat
CCDF

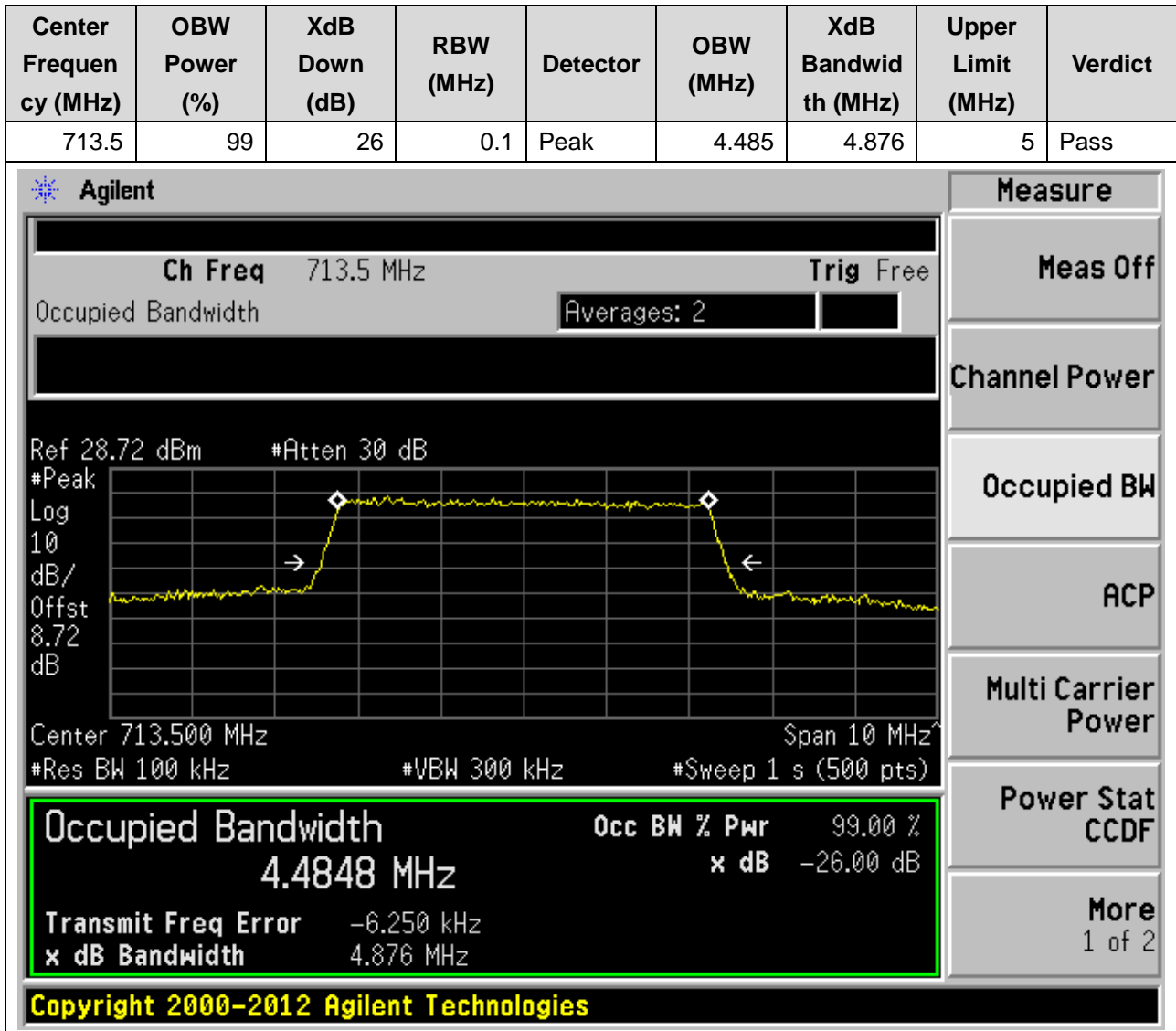
More
1 of 2

Copyright 2000-2012 Agilent Technologies

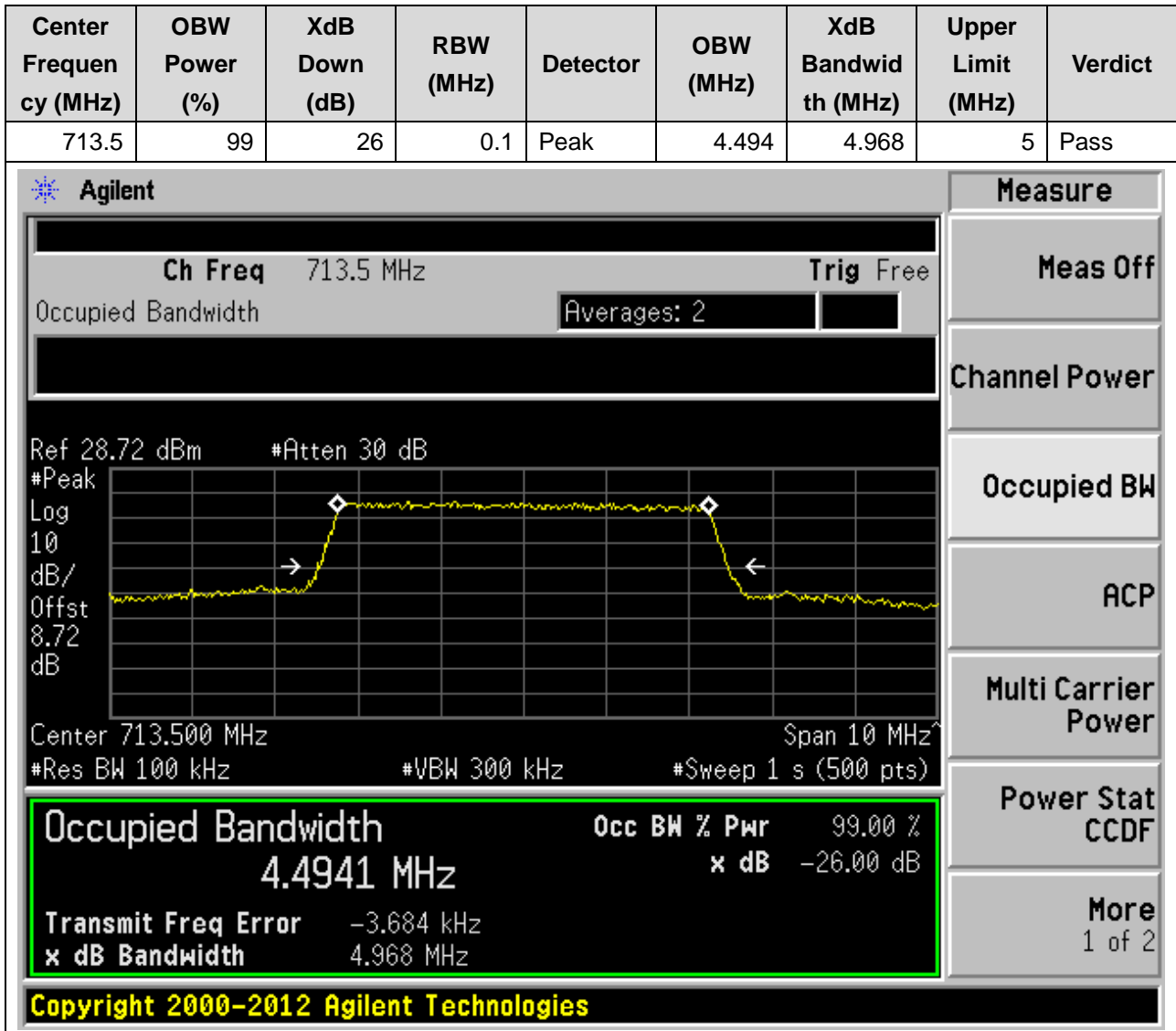
12.16. LTE Occupied Bandwidth(NTLV)(Subtest:16, Channel:23095, Bandwidth:5, Modulation:Q16, RB Number: 25, RB Position:LOW)



12.17. LTE Occupied Bandwidth(NTLV)(Subtest:17, Channel:23155, Bandwidth:5, Modulation:QPSK, RB Number: 25, RB Position:LOW)



12.18. LTE Occupied Bandwidth(NTLV)(Subtest:18, Channel:23155, Bandwidth:5, Modulation:Q16, RB Number: 25, RB Position:LOW)



12.19. LTE Occupied Bandwidth(NTLV)(Subtest:19, Channel:23060, Bandwidth:10, Modulation:QPSK, RB Number: 50, RB Position:LOW)

Center Frequency (MHz)	OBW Power (%)	XdB Down (dB)	RBW (MHz)	Detector	OBW (MHz)	XdB Bandwidth (MHz)	Upper Limit (MHz)	Verdict
704	99	26	0.2	Peak	8.99	9.833	10	Pass

Agilent

Measure

Ch Freq 704 MHz
Trig Free

Occupied Bandwidth
Averages: 2

Ref 28.68 dBm
#Atten 30 dB

#Peak
Log

10
dB/

Offst
8.68

dB

Center 704.00 MHz
Span 20 MHz

#Res BW 200 kHz
#VBW 620 kHz
#Sweep 1 s (500 pts)

Occupied Bandwidth	Occ BW % Pwr	99.00 %
8.9905 MHz	x dB	-26.00 dB
Transmit Freq Error	4.475 kHz	
x dB Bandwidth	9.833 MHz	

Meas Off
Channel Power
Occupied BW
ACP
Multi Carrier Power
Power Stat CCDF
More

1 of 2

Copyright 2000-2012 Agilent Technologies

12.20. LTE Occupied Bandwidth(NTLV)(Subtest:20, Channel:23060, Bandwidth:10, Modulation:Q16, RB Number: 50, RB Position:LOW)

Center Frequency (MHz)	OBW Power (%)	XdB Down (dB)	RBW (MHz)	Detector	OBW (MHz)	XdB Bandwidth (MHz)	Upper Limit (MHz)	Verdict
704	99	26	0.2	Peak	8.961	9.769	10	Pass

Agilent

Measure

Ch Freq 704 MHz
Trig Free

Occupied Bandwidth

Averages: 2

Ref 28.68 dBm
#Atten 30 dB

#Peak
Log

10
dB/

Offst
8.68

dB

Center 704.00 MHz
Span 20 MHz

#Res BW 200 kHz
#VBW 620 kHz
#Sweep 1 s (500 pts)

Occupied Bandwidth	Occ BW % Pwr	99.00 %
8.9608 MHz	x dB	-26.00 dB
Transmit Freq Error	1.925 kHz	
x dB Bandwidth	9.769 MHz	

Power Stat
CCDF

More
1 of 2

Copyright 2000-2012 Agilent Technologies

12.21. LTE Occupied Bandwidth(NTLV)(Subtest:21, Channel:23095, Bandwidth:10, Modulation:QPSK, RB Number: 50, RB Position:LOW)

Center Frequency (MHz)	OBW Power (%)	XdB Down (dB)	RBW (MHz)	Detector	OBW (MHz)	XdB Bandwidth (MHz)	Upper Limit (MHz)	Verdict
707.5	99	26	0.2	Peak	8.985	9.811	10	Pass

Agilent

Measure

Ch Freq 707.5 MHz
Trig Free

Occupied Bandwidth
Averages: 2

Ref 28.7 dBm #Atten 30 dB

Center 707.50 MHz Span 20 MHz

#Res BW 200 kHz #VBW 620 kHz #Sweep 1 s (500 pts)

Occupied Bandwidth	Occ BW % Pwr	99.00 %
8.9847 MHz	x dB	-26.00 dB
Transmit Freq Error	-4.304 kHz	
x dB Bandwidth	9.811 MHz	

Copyright 2000-2012 Agilent Technologies

Meas Off

Channel Power

Occupied BW

ACP

Multi Carrier Power

Power Stat CCDF

More
1 of 2

12.22. LTE Occupied Bandwidth(NTLV)(Subtest:22, Channel:23095, Bandwidth:10, Modulation:Q16, RB Number: 50, RB Position:LOW)

Center Frequency (MHz)	OBW Power (%)	XdB Down (dB)	RBW (MHz)	Detector	OBW (MHz)	XdB Bandwidth (MHz)	Upper Limit (MHz)	Verdict
707.5	99	26	0.2	Peak	8.974	9.805	10	Pass

Agilent

Measure

Ch Freq 707.5 MHz
Trig Free

Occupied Bandwidth
Averages: 2

Ref 28.7 dBm #Atten 30 dB

Center 707.50 MHz Span 20 MHz
 #Res BW 200 kHz #VBW 620 kHz #Sweep 1 s (500 pts)

Occupied Bandwidth	Occ BW % Pwr	99.00 %
8.9739 MHz	x dB	-26.00 dB
Transmit Freq Error	381.306 Hz	
x dB Bandwidth	9.805 MHz	

Copyright 2000-2012 Agilent Technologies

Meas Off

Channel Power

Occupied BW

ACP

Multi Carrier Power

Power Stat CCDF

More
1 of 2

12.23. LTE Occupied Bandwidth(NTLV)(Subtest:23, Channel:23130, Bandwidth:10, Modulation:QPSK, RB Number: 50, RB Position:LOW)

Center Frequency (MHz)	OBW Power (%)	XdB Down (dB)	RBW (MHz)	Detector	OBW (MHz)	XdB Bandwidth (MHz)	Upper Limit (MHz)	Verdict
711	99	26	0.2	Peak	8.961	9.717	10	Pass

Agilent

Measure

Ch Freq 711 MHz
Trig Free

Occupied Bandwidth

Averages: 2

Ref 28.72 dBm
#Atten 30 dB

#Peak
Log

10
dB/

Offst
8.72

dB

Center 711.00 MHz
Span 20 MHz

#Res BW 200 kHz
#VBW 620 kHz
#Sweep 1 s (500 pts)

Occupied Bandwidth	Occ BW % Pwr	99.00 %
8.9608 MHz	x dB	-26.00 dB
Transmit Freq Error	-15.825 kHz	
x dB Bandwidth	9.717 MHz	

Power Stat
CCDF

More
1 of 2

Copyright 2000-2012 Agilent Technologies

12.24. LTE Occupied Bandwidth(NTLV)(Subtest:24, Channel:23130, Bandwidth:10, Modulation:Q16, RB Number: 50, RB Position:LOW)

Center Frequency (MHz)	OBW Power (%)	XdB Down (dB)	RBW (MHz)	Detector	OBW (MHz)	XdB Bandwidth (MHz)	Upper Limit (MHz)	Verdict
711	99	26	0.2	Peak	8.935	9.803	10	Pass

Agilent

Measure

Ch Freq 711 MHz
Trig Free

Occupied Bandwidth

Averages: 2

Ref 28.72 dBm
#Atten 30 dB

#Peak
Log

10
dB/

Offst
8.72

dB

Center 711.00 MHz
Span 20 MHz

#Res BW 200 kHz
#VBW 620 kHz
#Sweep 1 s (500 pts)

Occupied Bandwidth	Occ BW % Pwr	99.00 %
8.9346 MHz	x dB	-26.00 dB
Transmit Freq Error	-14.289 kHz	
x dB Bandwidth	9.803 MHz	

Meas Off

Channel Power

Occupied BW

ACP

Multi Carrier Power

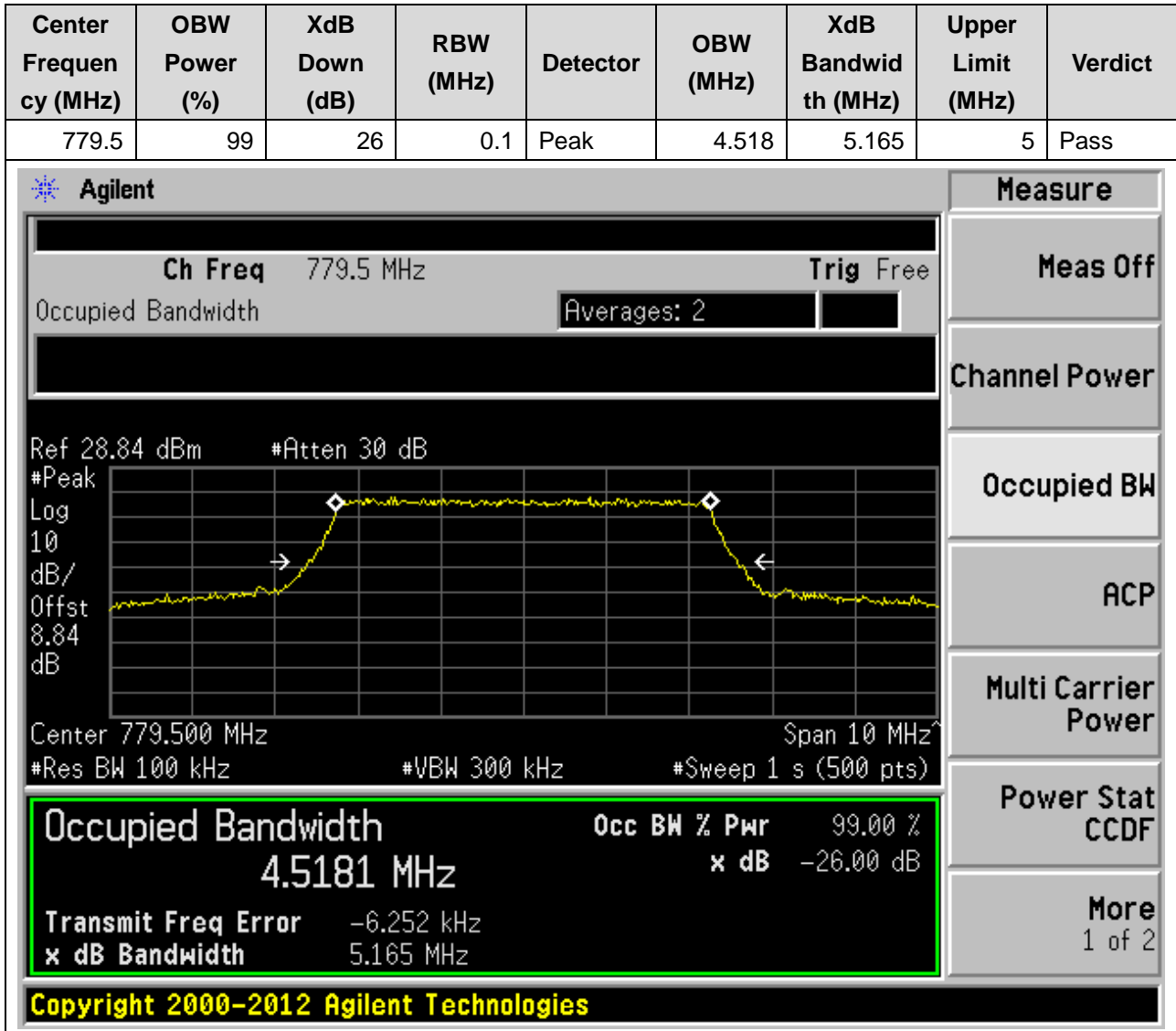
Power Stat CCDF

More
1 of 2

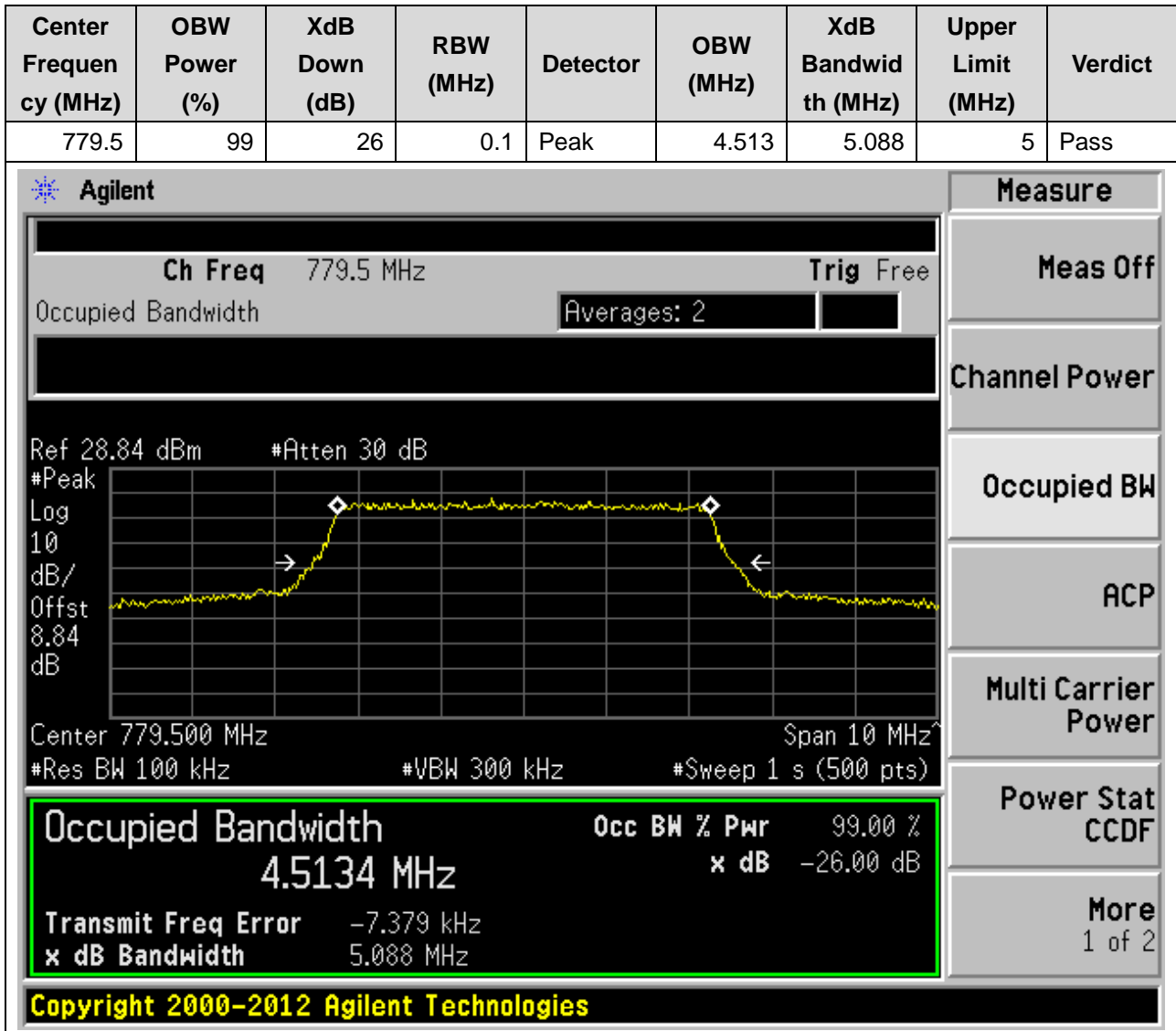
Copyright 2000-2012 Agilent Technologies

13. LTE_Band13

13.1. LTE Occupied Bandwidth(NTLV)(Subtest:1, Channel:23205, Bandwidth:5, Modulation:QPSK, RB Number: 25, RB Position:LOW)



13.2. LTE Occupied Bandwidth(NTLV)(Subtest:2, Channel:23205, Bandwidth:5, Modulation:Q16, RB Number: 25, RB Position:LOW)



13.3. LTE Occupied Bandwidth(NTLV)(Subtest:3, Channel:23230, Bandwidth:5, Modulation:QPSK, RB Number: 25, RB Position:LOW)

Center Frequency (MHz)	OBW Power (%)	XdB Down (dB)	RBW (MHz)	Detector	OBW (MHz)	XdB Bandwidth (MHz)	Upper Limit (MHz)	Verdict
782	99	26	0.1	Peak	4.511	5.203	5	Pass

The screenshot displays the Agilent spectrum analyzer interface. At the top, it shows 'Ch Freq 782 MHz' and 'Trig Free'. The main display area shows a spectrum plot with a yellow trace. The plot parameters include 'Ref 28.85 dBm', '#Atten 30 dB', 'Log 10 dB/Offst 8.85 dB', 'Center 782.000 MHz', 'Span 10 MHz', '#Res BW 100 kHz', '#VBW 300 kHz', and '#Sweep 1 s (500 pts)'. A green box highlights the 'Occupied Bandwidth' measurement results: 'Occupied Bandwidth 4.5111 MHz', 'Occ BW % Pwr 99.00 %', and 'x dB -26.00 dB'. Below this, it shows 'Transmit Freq Error -4.563 kHz' and 'x dB Bandwidth 5.203 MHz'. On the right side, there is a 'Measure' menu with options like 'Meas Off', 'Channel Power', 'Occupied BW', 'ACP', 'Multi Carrier Power', 'Power Stat CCDF', and 'More 1 of 2'. At the bottom, it says 'Copyright 2000-2012 Agilent Technologies'.

13.4. LTE Occupied Bandwidth(NTLV)(Subtest:4, Channel:23230, Bandwidth:5, Modulation:Q16, RB Number: 25, RB Position:LOW)

Center Frequency (MHz)	OBW Power (%)	XdB Down (dB)	RBW (MHz)	Detector	OBW (MHz)	XdB Bandwidth (MHz)	Upper Limit (MHz)	Verdict
782	99	26	0.1	Peak	4.524	5.175	5	Pass

Agilent
Measure

Ch Freq 782 MHz Trig Free

Occupied Bandwidth Averages: 2

Ref 28.85 dBm #Atten 30 dB

#Peak Log 10 dB/Offst 8.85 dB

Center 782.000 MHz Span 10 MHz

#Res BW 100 kHz #VBW 300 kHz #Sweep 1 s (500 pts)

Meas Off

Channel Power

Occupied BW

ACP

Multi Carrier Power

Power Stat CCDF

More 1 of 2

Occupied Bandwidth	Occ BW % Pwr 99.00 %
4.5236 MHz	x dB -26.00 dB
Transmit Freq Error -6.013 kHz	
x dB Bandwidth 5.175 MHz	

Copyright 2000-2012 Agilent Technologies

13.5. LTE Occupied Bandwidth(NTLV)(Subtest:5, Channel:23255, Bandwidth:5, Modulation:QPSK, RB Number: 25, RB Position:LOW)

Center Frequency (MHz)	OBW Power (%)	XdB Down (dB)	RBW (MHz)	Detector	OBW (MHz)	XdB Bandwidth (MHz)	Upper Limit (MHz)	Verdict
784.5	99	26	0.1	Peak	4.505	5.134	5	Pass

The screenshot displays the Agilent spectrum analyzer interface. The main display shows a spectrum plot with a yellow trace. The center frequency is 784.500 MHz and the span is 10 MHz. The occupied bandwidth is measured as 4.5046 MHz. The power level is 99.00% and the XdB bandwidth is -26.00 dB. The transmit frequency error is -1.195 kHz. The XdB bandwidth is 5.134 MHz. The interface includes a 'Measure' panel on the right with buttons for 'Meas Off', 'Channel Power', 'Occupied BW', 'ACP', 'Multi Carrier Power', 'Power Stat CCDF', and 'More'. The 'Occupied BW' button is highlighted. The bottom of the screen shows the copyright notice: 'Copyright 2000-2012 Agilent Technologies'.

Occupied Bandwidth	Occ BW % Pwr	99.00 %
4.5046 MHz	x dB	-26.00 dB
Transmit Freq Error	-1.195 kHz	
x dB Bandwidth	5.134 MHz	

Copyright 2000-2012 Agilent Technologies

13.6. LTE Occupied Bandwidth(NTLV)(Subtest:6, Channel:23255, Bandwidth:5, Modulation:Q16, RB Number: 25, RB Position:LOW)

Center Frequency (MHz)	OBW Power (%)	XdB Down (dB)	RBW (MHz)	Detector	OBW (MHz)	XdB Bandwidth (MHz)	Upper Limit (MHz)	Verdict
784.5	99	26	0.1	Peak	4.525	5.212	5	Pass

Agilent

Measure

Ch Freq 784.5 MHz
Trig Free

Occupied Bandwidth

Averages: 2

Ref 28.86 dBm
#Atten 30 dB

#Peak
Log

10
dB/

Offst
8.86

dB

Center 784.500 MHz
Span 10 MHz

#Res BW 100 kHz
#VBW 300 kHz
#Sweep 1 s (500 pts)

Occupied Bandwidth	Occ BW % Pwr	99.00 %
4.5248 MHz	x dB	-26.00 dB
Transmit Freq Error	4.752 kHz	
x dB Bandwidth	5.212 MHz	

Meas Off

Channel Power

Occupied BW

ACP

Multi Carrier Power

Power Stat CCDF

More
1 of 2

Copyright 2000-2012 Agilent Technologies

13.7. LTE Occupied Bandwidth(NTLV)(Subtest:7, Channel:23230, Bandwidth:10, Modulation:QPSK, RB Number: 50, RB Position:LOW)

Center Frequency (MHz)	OBW Power (%)	XdB Down (dB)	RBW (MHz)	Detector	OBW (MHz)	XdB Bandwidth (MHz)	Upper Limit (MHz)	Verdict
782	99	26	0.2	Peak	9.012	10.178	10	Pass

Agilent

Measure

Ch Freq 782 MHz Trig Free

Occupied Bandwidth Averages: 2

Meas Off

Channel Power

Occupied BW

ACP

Multi Carrier Power

Power Stat CCDF

More
1 of 2

Ref 28.85 dBm #Atten 30 dB

#Peak Log 10 dB/Offst 8.85 dB

Center 782.00 MHz Span 20 MHz

#Res BW 200 kHz #VBW 620 kHz #Sweep 1 s (500 pts)

Occupied Bandwidth	Occ BW % Pwr	99.00 %
9.0119 MHz	x dB	-26.00 dB
Transmit Freq Error	-1.125 kHz	
x dB Bandwidth	10.178 MHz	

Copyright 2000-2012 Agilent Technologies

13.8. LTE Occupied Bandwidth(NTLV)(Subtest:8, Channel:23230, Bandwidth:10, Modulation:Q16, RB Number: 50, RB Position:LOW)

Center Frequency (MHz)	OBW Power (%)	XdB Down (dB)	RBW (MHz)	Detector	OBW (MHz)	XdB Bandwidth (MHz)	Upper Limit (MHz)	Verdict
782	99	26	0.2	Peak	8.974	10.109	10	Pass

Agilent
Measure

Ch Freq 782 MHz Trig Free

Occupied Bandwidth Averages: 2

Ref 28.85 dBm #Atten 30 dB

Center 782.00 MHz Span 20 MHz

#Res BW 200 kHz #VBW 620 kHz #Sweep 1 s (500 pts)

Meas Off

Channel Power

Occupied BW

ACP

Multi Carrier Power

Power Stat CCDF

More 1 of 2

Occupied Bandwidth

8.9745 MHz

Transmit Freq Error -3.290 kHz

x dB Bandwidth 10.109 MHz

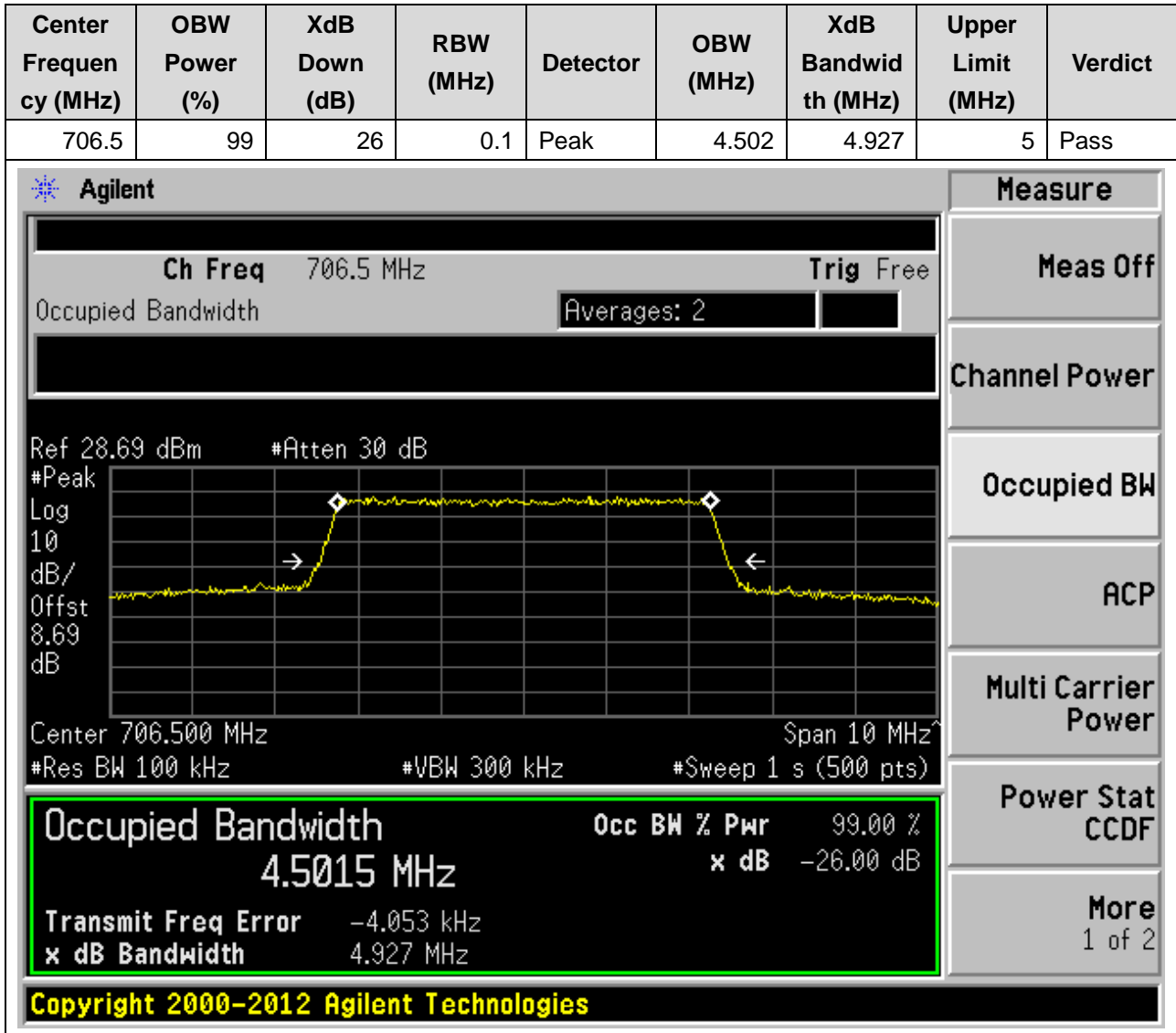
Occ BW % Pwr 99.00 %

x dB -26.00 dB

Copyright 2000-2012 Agilent Technologies

14. LTE_Band17

14.1. LTE Occupied Bandwidth(NTLV)(Subtest:1, Channel:23755, Bandwidth:5, Modulation:QPSK, RB Number: 25, RB Position:LOW)



14.2. LTE Occupied Bandwidth(NTLV)(Subtest:2, Channel:23755, Bandwidth:5, Modulation:Q16, RB Number: 25, RB Position:LOW)

Center Frequency (MHz)	OBW Power (%)	XdB Down (dB)	RBW (MHz)	Detector	OBW (MHz)	XdB Bandwidth (MHz)	Upper Limit (MHz)	Verdict
706.5	99	26	0.1	Peak	4.496	4.885	5	Pass

Agilent

Ch Freq 706.5 MHz Trig Free

Occupied Bandwidth Averages: 2

Ref 28.69 dBm #Atten 30 dB

#Peak Log 10 dB/Offst 8.69 dB

Center 706.500 MHz Span 10 MHz

#Res BW 100 kHz #VBW 300 kHz #Sweep 1 s (500 pts)

Occupied Bandwidth Occ BW % Pwr 99.00 %
 4.4962 MHz x dB -26.00 dB

Transmit Freq Error -2.581 kHz
 x dB Bandwidth 4.885 MHz

Copyright 2000-2012 Agilent Technologies

Measure

Meas Off

Channel Power

Occupied BW

ACP

Multi Carrier Power

Power Stat CCDF

More 1 of 2

14.3. LTE Occupied Bandwidth(NTLV)(Subtest:3, Channel:23790, Bandwidth:5, Modulation:QPSK, RB Number: 25, RB Position:LOW)

Center Frequency (MHz)	OBW Power (%)	XdB Down (dB)	RBW (MHz)	Detector	OBW (MHz)	XdB Bandwidth (MHz)	Upper Limit (MHz)	Verdict
710	99	26	0.1	Peak	4.49	4.924	5	Pass

Agilent

Ch Freq 710 MHz Trig Free

Occupied Bandwidth Averages: 2

Ref 28.72 dBm #Atten 30 dB

#Peak Log 10 dB/Offst 8.72 dB

Center 710.000 MHz Span 10 MHz

#Res BW 100 kHz #VBW 300 kHz #Sweep 1 s (500 pts)

Occupied Bandwidth Occ BW % Pwr 99.00 %

4.4899 MHz x dB -26.00 dB

Transmit Freq Error -3.821 kHz

x dB Bandwidth 4.924 MHz

Measure

Meas Off

Channel Power

Occupied BW

ACP

Multi Carrier Power

Power Stat CCDF

More 1 of 2

Copyright 2000-2012 Agilent Technologies

14.4. LTE Occupied Bandwidth(NTLV)(Subtest:4, Channel:23790, Bandwidth:5, Modulation:Q16, RB Number: 25, RB Position:LOW)

Center Frequency (MHz)	OBW Power (%)	XdB Down (dB)	RBW (MHz)	Detector	OBW (MHz)	XdB Bandwidth (MHz)	Upper Limit (MHz)	Verdict
710	99	26	0.1	Peak	4.498	4.913	5	Pass

The screenshot displays the Agilent spectrum analyzer interface. At the top, it shows 'Ch Freq 710 MHz' and 'Trig Free'. The main display area shows a spectrum plot with a yellow trace. The plot parameters include 'Ref 28.72 dBm', '#Atten 30 dB', 'Log 10 dB/Offst 8.72 dB', 'Center 710.000 MHz', 'Span 10 MHz', '#Res BW 100 kHz', '#VBW 300 kHz', and '#Sweep 1 s (500 pts)'. A green box highlights the measurement results: 'Occupied Bandwidth 4.4980 MHz', 'Occ BW % Pwr 99.00 %', 'x dB -26.00 dB', 'Transmit Freq Error 1.691 kHz', and 'x dB Bandwidth 4.913 MHz'. On the right side, there is a 'Measure' menu with options: 'Meas Off', 'Channel Power', 'Occupied BW', 'ACP', 'Multi Carrier Power', 'Power Stat CCDF', and 'More 1 of 2'. At the bottom, it says 'Copyright 2000-2012 Agilent Technologies'.

14.5. LTE Occupied Bandwidth(NTLV)(Subtest:5, Channel:23825, Bandwidth:5, Modulation:QPSK, RB Number: 25, RB Position:LOW)

Center Frequency (MHz)	OBW Power (%)	XdB Down (dB)	RBW (MHz)	Detector	OBW (MHz)	XdB Bandwidth (MHz)	Upper Limit (MHz)	Verdict
713.5	99	26	0.1	Peak	4.485	4.918	5	Pass

The screenshot displays the Agilent spectrum analyzer interface. The main display shows a spectrum plot with a yellow trace. The center frequency is 713.500 MHz and the span is 10 MHz. The resolution bandwidth (RBW) is 100 kHz and the video bandwidth (VBW) is 300 kHz. The sweep time is 1 s (500 pts). The occupied bandwidth is measured as 4.4847 MHz, which is 99.00% of the power. The XdB down is -26.00 dB. The transmit frequency error is -6.582 kHz. The XdB bandwidth is 4.918 MHz. The interface also shows a 'Measure' menu with options like 'Meas Off', 'Channel Power', 'Occupied BW', 'ACP', 'Multi Carrier Power', 'Power Stat CCDF', and 'More'. The copyright notice at the bottom reads 'Copyright 2000-2012 Agilent Technologies'.

Occupied Bandwidth	Occ BW % Pwr	99.00 %
4.4847 MHz	x dB	-26.00 dB
Transmit Freq Error	-6.582 kHz	
x dB Bandwidth	4.918 MHz	

Copyright 2000-2012 Agilent Technologies

14.6. LTE Occupied Bandwidth(NTLV)(Subtest:6, Channel:23825, Bandwidth:5, Modulation:Q16, RB Number: 25, RB Position:LOW)

Center Frequency (MHz)	OBW Power (%)	XdB Down (dB)	RBW (MHz)	Detector	OBW (MHz)	XdB Bandwidth (MHz)	Upper Limit (MHz)	Verdict
713.5	99	26	0.1	Peak	4.489	4.978	5	Pass

The screenshot displays the Agilent spectrum analyzer interface. At the top, it shows 'Ch Freq 713.5 MHz' and 'Trig Free'. Below this, the 'Occupied Bandwidth' measurement is shown with 'Averages: 2'. The main display area shows a spectrum plot with a yellow trace. The plot parameters include 'Ref 28.72 dBm', '#Atten 30 dB', 'Log 10 dB/Offst 8.72 dB', 'Center 713.500 MHz', 'Span 10 MHz', '#Res BW 100 kHz', '#VBW 300 kHz', and '#Sweep 1 s (500 pts)'. A green box highlights the measurement results: 'Occupied Bandwidth 4.4887 MHz', 'Occ BW % Pwr 99.00 %', 'x dB -26.00 dB', 'Transmit Freq Error -6.528 kHz', and 'x dB Bandwidth 4.978 MHz'. On the right side, there is a 'Measure' menu with options: 'Meas Off', 'Channel Power', 'Occupied BW', 'ACP', 'Multi Carrier Power', 'Power Stat CCDF', and 'More 1 of 2'. At the bottom, the copyright notice 'Copyright 2000-2012 Agilent Technologies' is visible.

14.7. LTE Occupied Bandwidth(NTLV)(Subtest:7, Channel:23780, Bandwidth:10, Modulation:QPSK, RB Number: 50, RB Position:LOW)

Center Frequency (MHz)	OBW Power (%)	XdB Down (dB)	RBW (MHz)	Detector	OBW (MHz)	XdB Bandwidth (MHz)	Upper Limit (MHz)	Verdict
709	99	26	0.2	Peak	8.966	9.786	10	Pass

The screenshot displays the Agilent spectrum analyzer interface. At the top, it shows 'Ch Freq 709 MHz' and 'Trig Free'. The main display area shows a spectrum plot with a yellow trace. The plot parameters include 'Ref 28.71 dBm', '#Atten 30 dB', 'Log 10 dB/Offst 8.71 dB', 'Center 709.00 MHz', 'Span 20 MHz', '#Res BW 200 kHz', '#VBW 620 kHz', and '#Sweep 1 s (500 pts)'. A green box highlights the 'Occupied Bandwidth' measurement results: 'Occupied Bandwidth 8.9658 MHz', 'Occ BW % Pwr 99.00 %', and 'x dB -26.00 dB'. Below this, it shows 'Transmit Freq Error 221.586 Hz' and 'x dB Bandwidth 9.786 MHz'. On the right side, there is a 'Measure' menu with options like 'Meas Off', 'Channel Power', 'Occupied BW', 'ACP', 'Multi Carrier Power', 'Power Stat CCDF', and 'More 1 of 2'. At the bottom, it says 'Copyright 2000-2012 Agilent Technologies'.

14.8. LTE Occupied Bandwidth(NTLV)(Subtest:8, Channel:23780, Bandwidth:10, Modulation:Q16, RB Number: 50, RB Position:LOW)

Center Frequency (MHz)	OBW Power (%)	XdB Down (dB)	RBW (MHz)	Detector	OBW (MHz)	XdB Bandwidth (MHz)	Upper Limit (MHz)	Verdict
709	99	26	0.2	Peak	8.947	9.737	10	Pass

Agilent
Measure

Ch Freq 709 MHz
Trig Free

Occupied Bandwidth
Averages: 2

Ref 28.71 dBm #Atten 30 dB

#Peak

Log 10

dB/Offst 8.71 dB

Center 709.00 MHz Span 20 MHz

#Res BW 200 kHz #VBW 620 kHz #Sweep 1 s (500 pts)

Occupied Bandwidth	Occ BW % Pwr	99.00 %
8.9473 MHz	x dB	-26.00 dB
Transmit Freq Error	788.972 Hz	
x dB Bandwidth	9.737 MHz	

Copyright 2000-2012 Agilent Technologies

Meas Off

Channel Power

Occupied BW

ACP

Multi Carrier Power

Power Stat CCDF

More

1 of 2

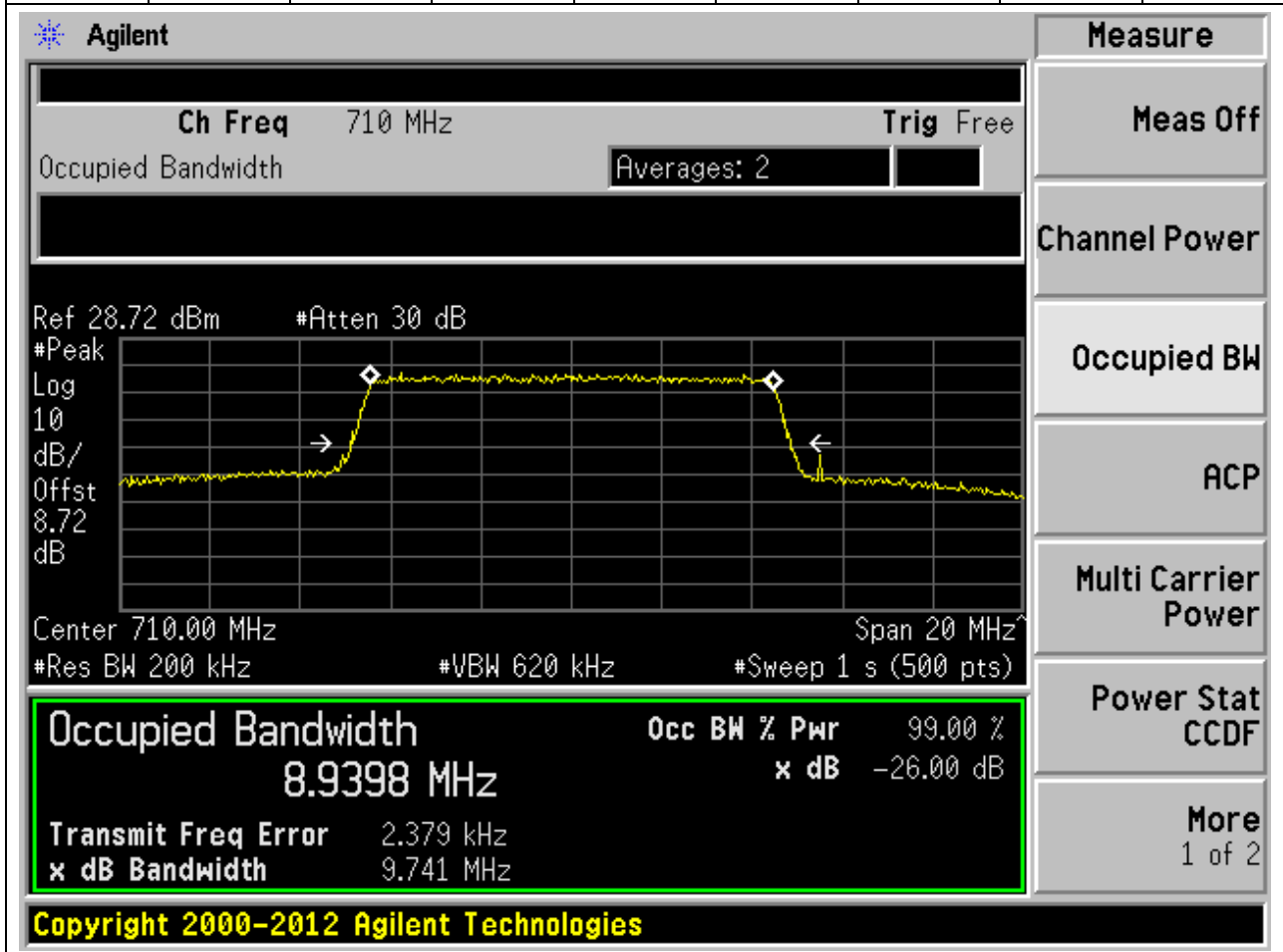
14.9. LTE Occupied Bandwidth(NTLV)(Subtest:9, Channel:23790, Bandwidth:10, Modulation:QPSK, RB Number: 50, RB Position:LOW)

Center Frequency (MHz)	OBW Power (%)	XdB Down (dB)	RBW (MHz)	Detector	OBW (MHz)	XdB Bandwidth (MHz)	Upper Limit (MHz)	Verdict
710	99	26	0.2	Peak	8.947	9.699	10	Pass

The screenshot displays the Agilent spectrum analyzer interface. At the top, it shows 'Ch Freq 710 MHz' and 'Trig Free'. The main display area shows a spectrum plot with a yellow trace. The plot parameters include 'Ref 28.72 dBm', '#Atten 30 dB', 'Log 10 dB/Offst 8.72 dB', 'Center 710.00 MHz', 'Span 20 MHz', '#Res BW 200 kHz', '#VBW 620 kHz', and '#Sweep 1 s (500 pts)'. A green box highlights the 'Occupied Bandwidth' measurement results: 'Occupied Bandwidth 8.9471 MHz', 'Occ BW % Pwr 99.00 %', and 'x dB -26.00 dB'. Below this, it shows 'Transmit Freq Error -8.721 kHz' and 'x dB Bandwidth 9.699 MHz'. On the right side, there is a 'Measure' menu with options: 'Meas Off', 'Channel Power', 'Occupied BW', 'ACP', 'Multi Carrier Power', 'Power Stat CCDF', and 'More 1 of 2'. At the bottom, it says 'Copyright 2000-2012 Agilent Technologies'.

14.10. LTE Occupied Bandwidth(NTLV)(Subtest:10, Channel:23790, Bandwidth:10, Modulation:Q16, RB Number: 50, RB Position:LOW)

Center Frequency (MHz)	OBW Power (%)	XdB Down (dB)	RBW (MHz)	Detector	OBW (MHz)	XdB Bandwidth (MHz)	Upper Limit (MHz)	Verdict
710	99	26	0.2	Peak	8.94	9.741	10	Pass



14.11. LTE Occupied Bandwidth(NTLV)(Subtest:11, Channel:23800, Bandwidth:10, Modulation:QPSK, RB Number: 50, RB Position:LOW)

Center Frequency (MHz)	OBW Power (%)	XdB Down (dB)	RBW (MHz)	Detector	OBW (MHz)	XdB Bandwidth (MHz)	Upper Limit (MHz)	Verdict
711	99	26	0.2	Peak	8.954	9.729	10	Pass

Agilent

Measure
 Meas Off
 Channel Power
Occupied BW
 ACP
 Multi Carrier Power
 Power Stat CCDF
 More
 1 of 2

Ch Freq 711 MHz Trig Free

Occupied Bandwidth Averages: 2

Ref 28.72 dBm #Atten 30 dB

#Peak Log 10 dB/Offst 8.72 dB

Center 711.00 MHz Span 20 MHz

#Res BW 200 kHz #VBW 620 kHz #Sweep 1 s (500 pts)

Occupied Bandwidth Occ BW % Pwr 99.00 %

8.9537 MHz

x dB -26.00 dB

Transmit Freq Error -13.311 kHz

x dB Bandwidth 9.729 MHz

Copyright 2000-2012 Agilent Technologies

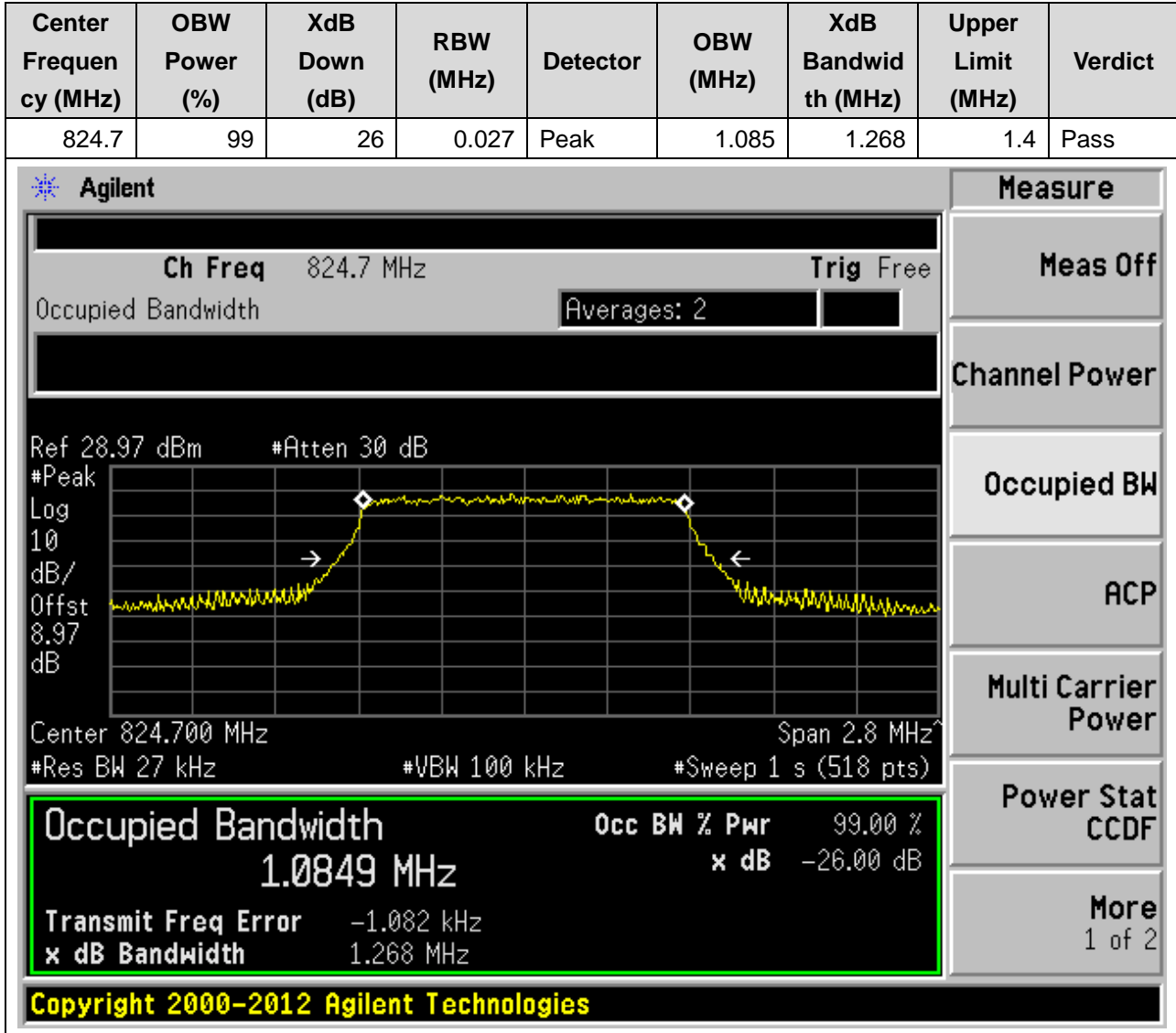
14.12. LTE Occupied Bandwidth(NTLV)(Subtest:12, Channel:23800, Bandwidth:10, Modulation:Q16, RB Number: 50, RB Position:LOW)

Center Frequency (MHz)	OBW Power (%)	XdB Down (dB)	RBW (MHz)	Detector	OBW (MHz)	XdB Bandwidth (MHz)	Upper Limit (MHz)	Verdict
711	99	26	0.2	Peak	8.955	9.788	10	Pass

The screenshot displays the Agilent spectrum analyzer interface. At the top, it shows 'Ch Freq 711 MHz' and 'Trig Free'. The main display area shows a spectrum plot with a yellow trace. The plot parameters include 'Ref 28.72 dBm', '#Atten 30 dB', 'Log 10 dB/Offst 8.72 dB', 'Center 711.00 MHz', 'Span 20 MHz', '#Res BW 200 kHz', '#VBW 620 kHz', and '#Sweep 1 s (500 pts)'. A green box highlights the measurement results: 'Occupied Bandwidth 8.9550 MHz', 'Occ BW % Pwr 99.00 %', 'x dB -26.00 dB', 'Transmit Freq Error -21.083 kHz', and 'x dB Bandwidth 9.788 MHz'. On the right side, there is a 'Measure' menu with options: 'Meas Off', 'Channel Power', 'Occupied BW', 'ACP', 'Multi Carrier Power', 'Power Stat CCDF', and 'More 1 of 2'. At the bottom, it says 'Copyright 2000-2012 Agilent Technologies'.

15. LTE_Band26(part22)

15.1. LTE Occupied Bandwidth(NTLV)(Subtest:1, Channel:26797, Bandwidth:1.4, Modulation:QPSK, RB Number: 6, RB Position:LOW)



15.2. LTE Occupied Bandwidth(NTLV)(Subtest:2, Channel:26797, Bandwidth:1.4, Modulation:Q16, RB Number: 6, RB Position:LOW)

Center Frequency (MHz)	OBW Power (%)	XdB Down (dB)	RBW (MHz)	Detector	OBW (MHz)	XdB Bandwidth (MHz)	Upper Limit (MHz)	Verdict
824.7	99	26	0.027	Peak	1.092	1.287	1.4	Pass

Agilent
Measure

Ch Freq 824.7 MHz
Trig Free

Occupied Bandwidth
Averages: 2

Ref 28.97 dBm
#Atten 30 dB

#Peak
Log

10
dB/

Offst
8.97

dB

Center 824.700 MHz
Span 2.8 MHz

#Res BW 27 kHz
#VBW 100 kHz
#Sweep 1 s (518 pts)

Occupied Bandwidth
Occ BW % Pwr 99.00 %

1.0921 MHz
x dB -26.00 dB

Transmit Freq Error -2.799 kHz

x dB Bandwidth 1.287 MHz

Power Stat
CCDF

More
1 of 2

Copyright 2000-2012 Agilent Technologies

15.3. LTE Occupied Bandwidth(NTLV)(Subtest:3, Channel:26915, Bandwidth:1.4, Modulation:QPSK, RB Number: 6, RB Position:LOW)

Center Frequency (MHz)	OBW Power (%)	XdB Down (dB)	RBW (MHz)	Detector	OBW (MHz)	XdB Bandwidth (MHz)	Upper Limit (MHz)	Verdict
836.5	99	26	0.027	Peak	1.087	1.29	1.4	Pass

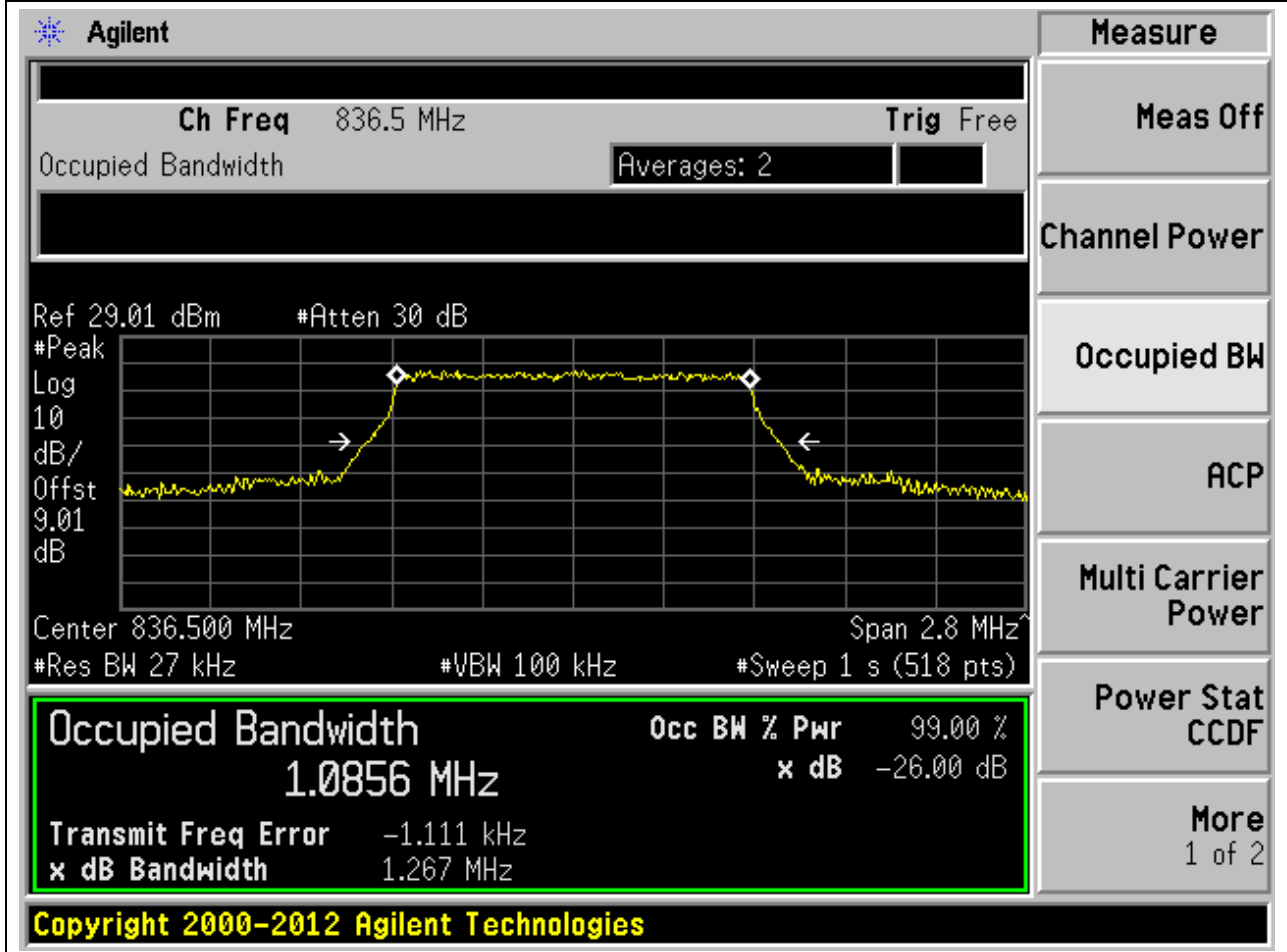
The screenshot displays the Agilent spectrum analyzer interface. The main display shows a spectrum plot with a yellow trace. The center frequency is 836.5 MHz, and the span is 2.8 MHz. The occupied bandwidth is measured as 1.0865 MHz. The power level is 99.00% and the XdB down is -26.00 dB. The transmit frequency error is -1.246 kHz, and the XdB bandwidth is 1.290 MHz. The interface includes a 'Measure' menu on the right with options like 'Meas Off', 'Channel Power', 'Occupied BW', 'ACP', 'Multi Carrier Power', 'Power Stat CCDF', and 'More'. The bottom of the screen shows the copyright notice: 'Copyright 2000-2012 Agilent Technologies'.

Occupied Bandwidth	Occ BW % Pwr	99.00 %
1.0865 MHz	x dB	-26.00 dB
Transmit Freq Error	-1.246 kHz	
x dB Bandwidth	1.290 MHz	

Copyright 2000-2012 Agilent Technologies

15.4. LTE Occupied Bandwidth(NTLV)(Subtest:4, Channel:26915, Bandwidth:1.4, Modulation:Q16, RB Number: 6, RB Position:LOW)

Center Frequency (MHz)	OBW Power (%)	XdB Down (dB)	RBW (MHz)	Detector	OBW (MHz)	XdB Bandwidth (MHz)	Upper Limit (MHz)	Verdict
836.5	99	26	0.027	Peak	1.086	1.267	1.4	Pass



15.5. LTE Occupied Bandwidth(NTLV)(Subtest:5, Channel:27033, Bandwidth:1.4, Modulation:QPSK, RB Number: 6, RB Position:LOW)

Center Frequency (MHz)	OBW Power (%)	XdB Down (dB)	RBW (MHz)	Detector	OBW (MHz)	XdB Bandwidth (MHz)	Upper Limit (MHz)	Verdict
848.3	99	26	0.027	Peak	1.086	1.272	1.4	Pass

Agilent

Ch Freq 848.3 MHz Trig Free

Occupied Bandwidth Averages: 2

Ref 29.06 dBm #Atten 30 dB

#Peak Log 10 dB/ Offst 9.06 dB

Center 848.300 MHz Span 2.8 MHz

#Res BW 27 kHz #VBW 100 kHz #Sweep 1 s (518 pts)

Occupied Bandwidth	Occ BW % Pwr	99.00 %
1.0859 MHz	x dB	-26.00 dB
Transmit Freq Error		-3.117 kHz
x dB Bandwidth		1.272 MHz

Copyright 2000-2012 Agilent Technologies

Measure

Meas Off

Channel Power

Occupied BW

ACP

Multi Carrier Power

Power Stat CCDF

More
1 of 2

15.6. LTE Occupied Bandwidth(NTLV)(Subtest:6, Channel:27033, Bandwidth:1.4, Modulation:Q16, RB Number: 6, RB Position:LOW)

Center Frequency (MHz)	OBW Power (%)	XdB Down (dB)	RBW (MHz)	Detector	OBW (MHz)	XdB Bandwidth (MHz)	Upper Limit (MHz)	Verdict
848.3	99	26	0.027	Peak	1.088	1.272	1.4	Pass

Agilent
Measure

Ch Freq 848.3 MHz Trig Free

Occupied Bandwidth Averages: 2

Ref 29.06 dBm #Atten 30 dB

Center 848.300 MHz Span 2.8 MHz

#Res BW 27 kHz #VBW 100 kHz #Sweep 1 s (518 pts)

Meas Off

Channel Power

Occupied BW

ACP

Multi Carrier Power

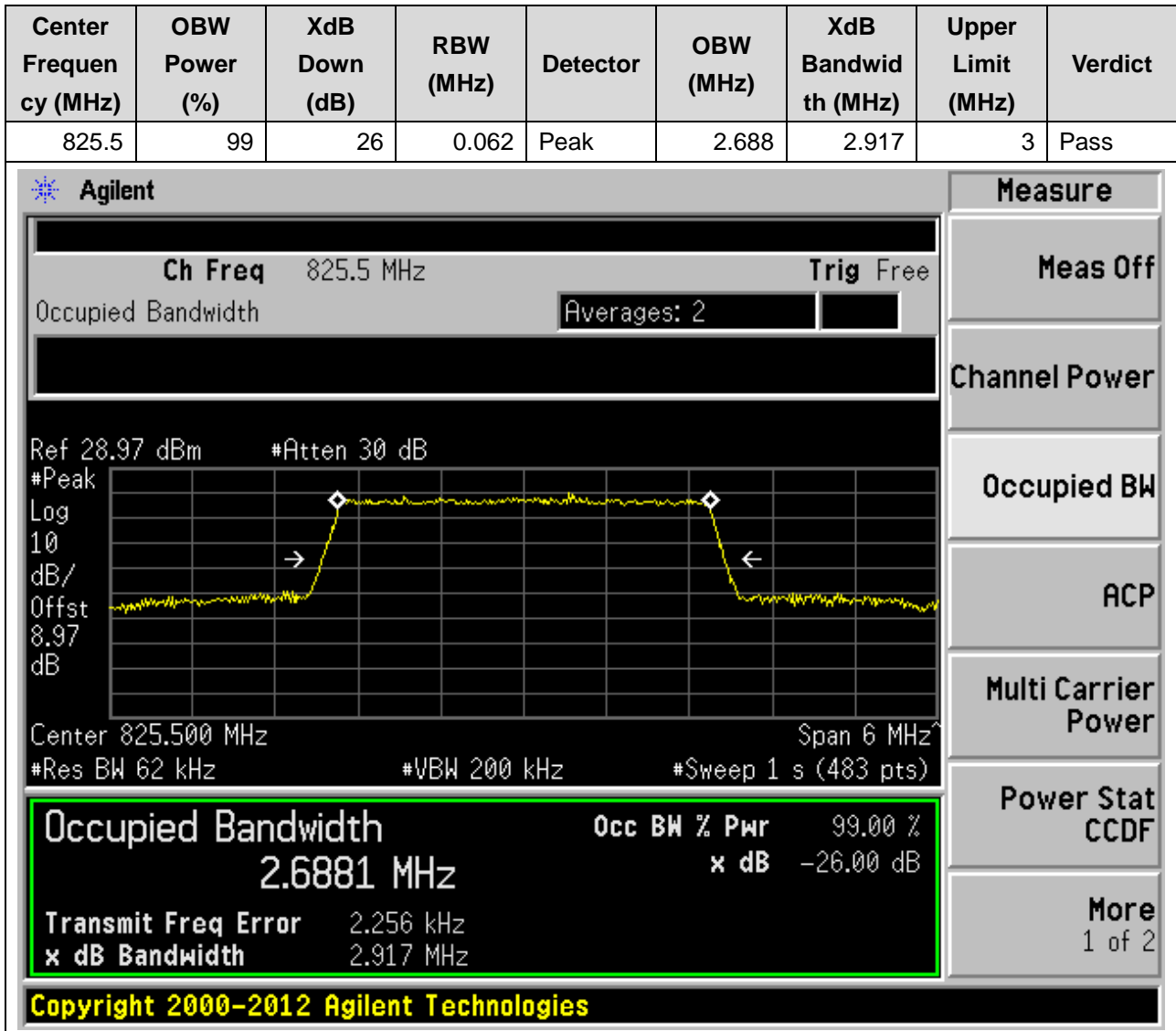
Power Stat CCDF

More 1 of 2

Occupied Bandwidth	Occ BW % Pwr 99.00 %
1.0881 MHz	x dB -26.00 dB
Transmit Freq Error -1.365 kHz	
x dB Bandwidth 1.272 MHz	

Copyright 2000-2012 Agilent Technologies

15.7. LTE Occupied Bandwidth(NTLV)(Subtest:7, Channel:26805, Bandwidth:3, Modulation:QPSK, RB Number: 15, RB Position:LOW)



15.8. LTE Occupied Bandwidth(NTLV)(Subtest:8, Channel:26805, Bandwidth:3, Modulation:Q16, RB Number: 15, RB Position:LOW)

Center Frequency (MHz)	OBW Power (%)	XdB Down (dB)	RBW (MHz)	Detector	OBW (MHz)	XdB Bandwidth (MHz)	Upper Limit (MHz)	Verdict
825.5	99	26	0.062	Peak	2.678	2.899	3	Pass

Agilent

Measure

Ch Freq 825.5 MHz
Trig Free

Occupied Bandwidth
Averages: 2

Ref 28.97 dBm
#Atten 30 dB

#Peak
Log

10
dB/

Offst
8.97

dB

Center 825.500 MHz
Span 6 MHz

#Res BW 62 kHz
#VBW 200 kHz
#Sweep 1 s (483 pts)

Occupied Bandwidth	Occ BW % Pwr	99.00 %
2.6782 MHz	x dB	-26.00 dB
Transmit Freq Error	838.393 Hz	
x dB Bandwidth	2.899 MHz	

Meas Off

Channel Power

Occupied BW

ACP

Multi Carrier Power

Power Stat CCDF

More

1 of 2

Copyright 2000-2012 Agilent Technologies

15.9. LTE Occupied Bandwidth(NTLV)(Subtest:9, Channel:26915, Bandwidth:3, Modulation:QPSK, RB Number: 15, RB Position:LOW)

Center Frequency (MHz)	OBW Power (%)	XdB Down (dB)	RBW (MHz)	Detector	OBW (MHz)	XdB Bandwidth (MHz)	Upper Limit (MHz)	Verdict
836.5	99	26	0.062	Peak	2.69	2.914	3	Pass

Agilent
Measure

Ch Freq 836.5 MHz Trig Free

Occupied Bandwidth Averages: 2

Ref 29.01 dBm #Atten 30 dB

Center 836.500 MHz Span 6 MHz

#Res BW 62 kHz #VBW 200 kHz #Sweep 1 s (483 pts)

Meas Off

Channel Power

Occupied BW

ACP

Multi Carrier Power

Power Stat CCDF

More 1 of 2

Occupied Bandwidth Occ BW % Pwr 99.00 %

2.6902 MHz x dB -26.00 dB

Transmit Freq Error 2.817 kHz

x dB Bandwidth 2.914 MHz

Copyright 2000-2012 Agilent Technologies

15.10. LTE Occupied Bandwidth(NTLV)(Subtest:10, Channel:26915, Bandwidth:3, Modulation:Q16, RB Number: 15, RB Position:LOW)

Center Frequency (MHz)	OBW Power (%)	XdB Down (dB)	RBW (MHz)	Detector	OBW (MHz)	XdB Bandwidth (MHz)	Upper Limit (MHz)	Verdict
836.5	99	26	0.062	Peak	2.686	2.924	3	Pass

Agilent

Measure

Ch Freq 836.5 MHz
Trig Free

Occupied Bandwidth

Averages: 2

Ref 29.01 dBm
#Atten 30 dB

#Peak
Log

10
dB/

Offst
9.01

dB

Center 836.500 MHz
Span 6 MHz

#Res BW 62 kHz
#VBW 200 kHz
#Sweep 1 s (483 pts)

Occupied Bandwidth	Occ BW % Pwr	99.00 %
2.6857 MHz	x dB	-26.00 dB
Transmit Freq Error	-2.979 kHz	
x dB Bandwidth	2.924 MHz	

Power Stat
CCDF

More
1 of 2

Copyright 2000-2012 Agilent Technologies

15.11. LTE Occupied Bandwidth(NTLV)(Subtest:11, Channel:27025, Bandwidth:3, Modulation:QPSK, RB Number: 15, RB Position:LOW)

Center Frequency (MHz)	OBW Power (%)	XdB Down (dB)	RBW (MHz)	Detector	OBW (MHz)	XdB Bandwidth (MHz)	Upper Limit (MHz)	Verdict
847.5	99	26	0.062	Peak	2.686	2.921	3	Pass

Agilent

Ch Freq 847.5 MHz Trig Free

Occupied Bandwidth Averages: 2

Ref 29.05 dBm #Atten 30 dB

#Peak Log 10 dB/Offst 9.05 dB

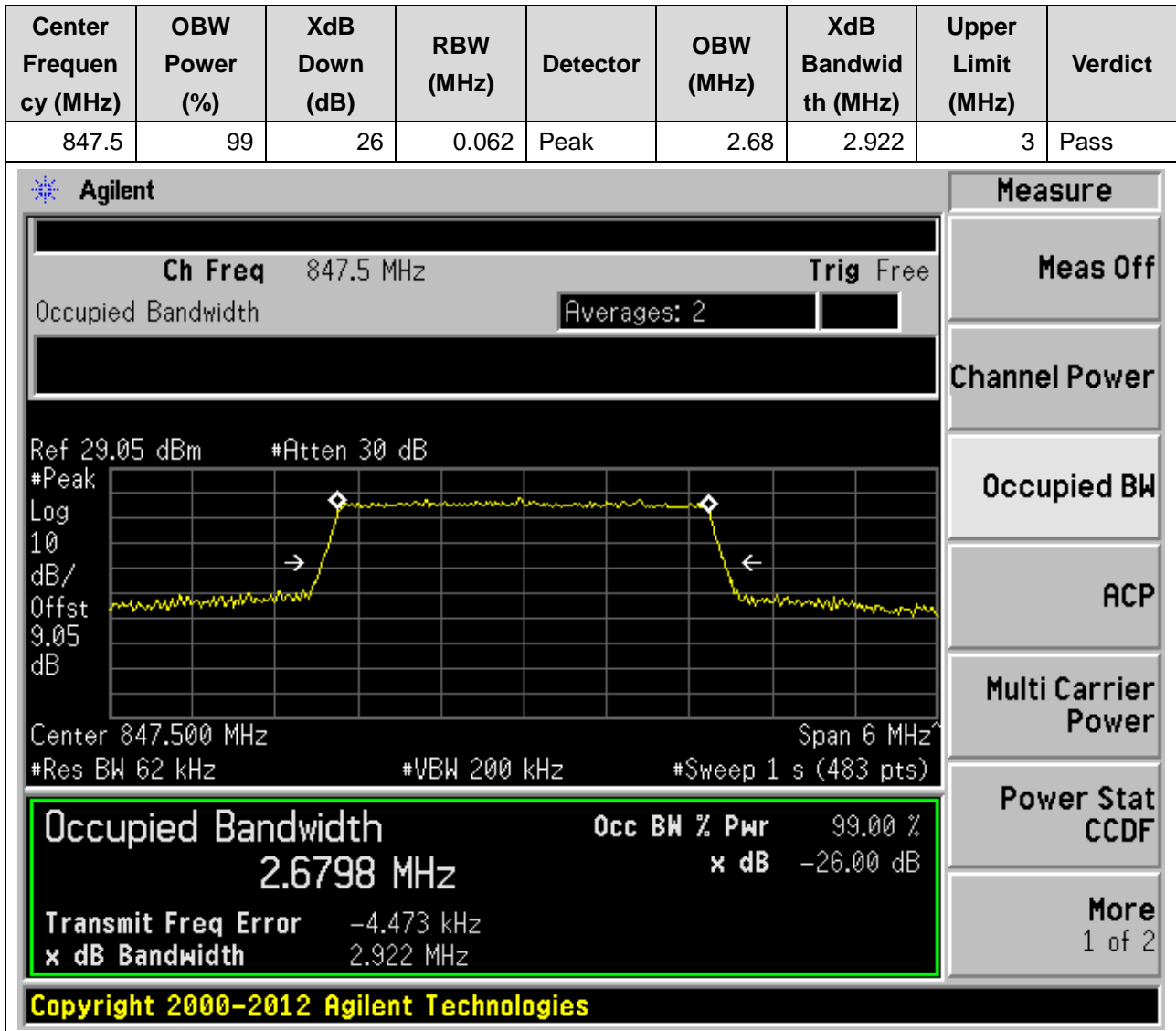
Center 847.500 MHz Span 6 MHz

#Res BW 62 kHz #VBW 200 kHz #Sweep 1 s (483 pts)

Occupied Bandwidth	Occ BW % Pwr	99.00 %
2.6859 MHz	x dB	-26.00 dB
Transmit Freq Error		-3.320 kHz
x dB Bandwidth		2.921 MHz

Copyright 2000-2012 Agilent Technologies

15.12. LTE Occupied Bandwidth(NTLV)(Subtest:12, Channel:27025, Bandwidth:3, Modulation:Q16, RB Number: 15, RB Position:LOW)



15.13. LTE Occupied Bandwidth(NTLV)(Subtest:13, Channel:26815, Bandwidth:5, Modulation:QPSK, RB Number: 25, RB Position:LOW)

Center Frequency (MHz)	OBW Power (%)	XdB Down (dB)	RBW (MHz)	Detector	OBW (MHz)	XdB Bandwidth (MHz)	Upper Limit (MHz)	Verdict
826.5	99	26	0.1	Peak	4.502	4.916	5	Pass

Agilent

Measure

Ch Freq 826.5 MHz
Trig Free

Occupied Bandwidth

Averages: 2

Ref 28.98 dBm
#Atten 30 dB

#Peak
Log

10
dB/

Offst
8.98

dB

Center 826.500 MHz
Span 10 MHz

#Res BW 100 kHz
#VBW 300 kHz
#Sweep 1 s (500 pts)

Occupied Bandwidth

4.5016 MHz

Occ BW % Pwr 99.00 %

x dB -26.00 dB

Transmit Freq Error -55.519 Hz

x dB Bandwidth 4.916 MHz

Power Stat
CCDF

More

1 of 2

Copyright 2000-2012 Agilent Technologies

15.14. LTE Occupied Bandwidth(NTLV)(Subtest:14, Channel:26815, Bandwidth:5, Modulation:Q16, RB Number: 25, RB Position:LOW)

Center Frequency (MHz)	OBW Power (%)	XdB Down (dB)	RBW (MHz)	Detector	OBW (MHz)	XdB Bandwidth (MHz)	Upper Limit (MHz)	Verdict
826.5	99	26	0.1	Peak	4.484	4.9	5	Pass

Agilent
Measure

Ch Freq 826.5 MHz Trig Free

Occupied Bandwidth Averages: 2

Ref 28.98 dBm #Atten 30 dB

Center 826.500 MHz Span 10 MHz

#Res BW 100 kHz #VBW 300 kHz #Sweep 1 s (500 pts)

Meas Off

Channel Power

Occupied BW

ACP

Multi Carrier Power

Power Stat CCDF

More
1 of 2

Occupied Bandwidth

4.4836 MHz

Transmit Freq Error 53.889 Hz

x dB Bandwidth 4.900 MHz

Occ BW % Pwr 99.00 %

x dB -26.00 dB

Copyright 2000-2012 Agilent Technologies

15.15. LTE Occupied Bandwidth(NTLV)(Subtest:15, Channel:26915, Bandwidth:5, Modulation:QPSK, RB Number: 25, RB Position:LOW)

Center Frequency (MHz)	OBW Power (%)	XdB Down (dB)	RBW (MHz)	Detector	OBW (MHz)	XdB Bandwidth (MHz)	Upper Limit (MHz)	Verdict
836.5	99	26	0.1	Peak	4.488	4.927	5	Pass

Agilent

Measure

Ch Freq 836.5 MHz
Trig Free

Occupied Bandwidth

Averages: 2

Ref 29.01 dBm
#Atten 30 dB

#Peak
Log

10
dB/

Offst
9.01

dB

Center 836.500 MHz
Span 10 MHz

#Res BW 100 kHz
#VBW 300 kHz
#Sweep 1 s (500 pts)

Occupied Bandwidth

4.4882 MHz

Transmit Freq Error -2.660 kHz

x dB Bandwidth 4.927 MHz

Occ BW % Pwr 99.00 %

x dB -26.00 dB

Copyright 2000-2012 Agilent Technologies

Meas Off

Channel Power

Occupied BW

ACP

Multi Carrier Power

Power Stat CCDF

More
1 of 2

15.16. LTE Occupied Bandwidth(NTLV)(Subtest:16, Channel:26915, Bandwidth:5, Modulation:Q16, RB Number: 25, RB Position:LOW)

Center Frequency (MHz)	OBW Power (%)	XdB Down (dB)	RBW (MHz)	Detector	OBW (MHz)	XdB Bandwidth (MHz)	Upper Limit (MHz)	Verdict
836.5	99	26	0.1	Peak	4.493	4.93	5	Pass

Agilent

Measure

Ch Freq 836.5 MHz
Trig Free

Occupied Bandwidth
Averages: 2

Ref 29.01 dBm
#Atten 30 dB

#Peak
Log

10
dB/

Offst
9.01

dB

Center 836.500 MHz
Span 10 MHz

#Res BW 100 kHz
#VBW 300 kHz
#Sweep 1 s (500 pts)

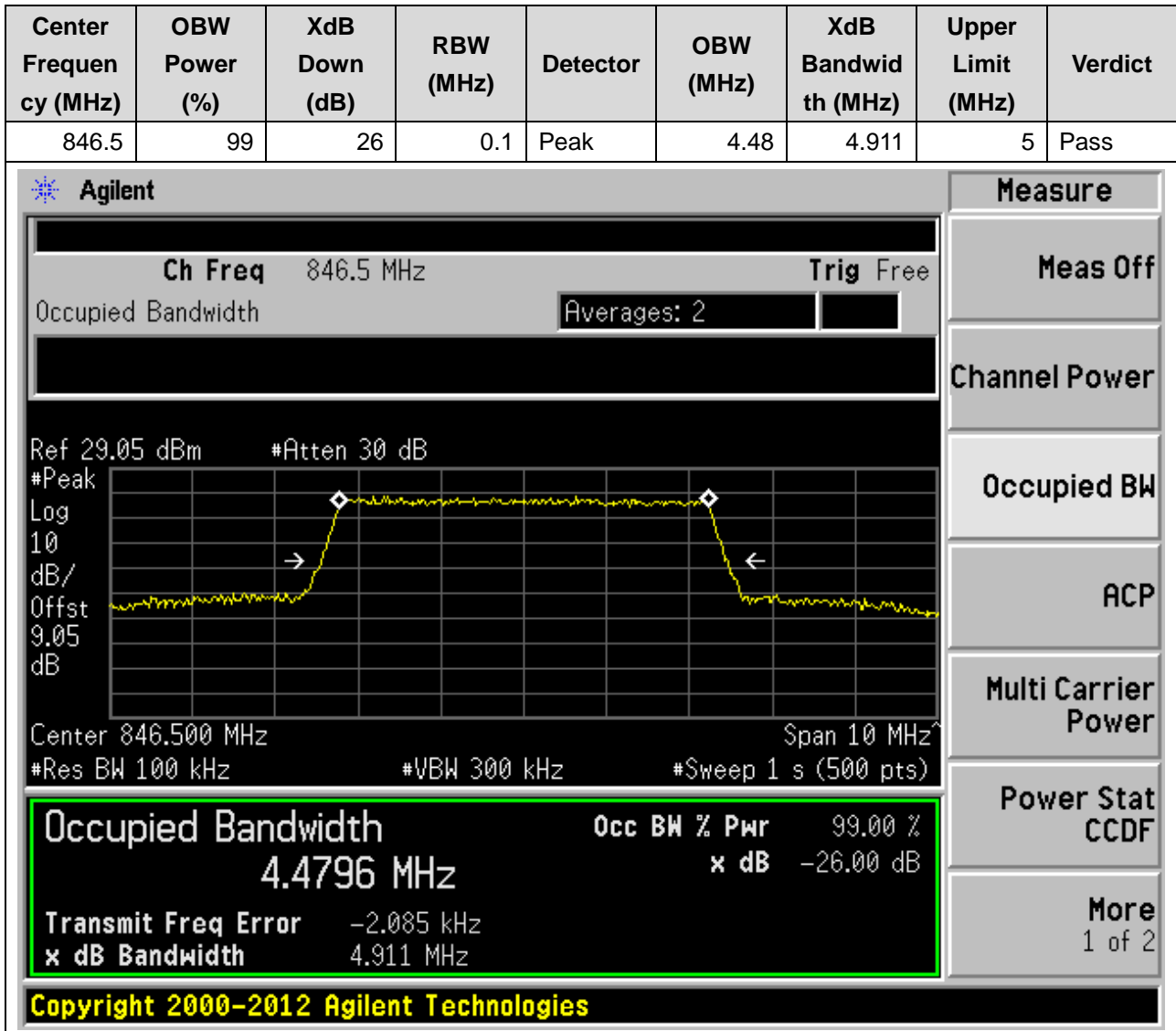
Occupied Bandwidth	Occ BW % Pwr	99.00 %
4.4926 MHz	x dB	-26.00 dB
Transmit Freq Error	-2.593 kHz	
x dB Bandwidth	4.930 MHz	

Power Stat
CCDF

More
1 of 2

Copyright 2000-2012 Agilent Technologies

15.17. LTE Occupied Bandwidth(NTLV)(Subtest:17, Channel:27015, Bandwidth:5, Modulation:QPSK, RB Number: 25, RB Position:LOW)



15.18. LTE Occupied Bandwidth(NTLV)(Subtest:18, Channel:27015, Bandwidth:5, Modulation:Q16, RB Number: 25, RB Position:LOW)

Center Frequency (MHz)	OBW Power (%)	XdB Down (dB)	RBW (MHz)	Detector	OBW (MHz)	XdB Bandwidth (MHz)	Upper Limit (MHz)	Verdict
846.5	99	26	0.1	Peak	4.486	4.963	5	Pass

Agilent

Measure
 Meas Off
 Channel Power
Occupied BW
 ACP
 Multi Carrier Power
 Power Stat CCDF
 More
 1 of 2

Ch Freq 846.5 MHz Trig Free

Occupied Bandwidth Averages: 2

Ref 29.05 dBm #Atten 30 dB

Center 846.500 MHz Span 10 MHz

#Res BW 100 kHz #VBW 300 kHz #Sweep 1 s (500 pts)

Occupied Bandwidth	Occ BW % Pwr	99.00 %
4.4862 MHz	x dB	-26.00 dB
Transmit Freq Error		44.787 Hz
x dB Bandwidth		4.963 MHz

Copyright 2000-2012 Agilent Technologies

15.19. LTE Occupied Bandwidth(NTLV)(Subtest:19, Channel:26840, Bandwidth:10, Modulation:QPSK, RB Number: 50, RB Position:LOW)

Center Frequency (MHz)	OBW Power (%)	XdB Down (dB)	RBW (MHz)	Detector	OBW (MHz)	XdB Bandwidth (MHz)	Upper Limit (MHz)	Verdict
829	99	26	0.2	Peak	8.967	9.821	10	Pass

The screenshot displays the Agilent spectrum analyzer interface. At the top, it shows 'Ch Freq 829 MHz' and 'Trig Free'. The main display area shows a spectrum plot with a yellow trace. The plot parameters include 'Ref 29 dBm', '#Atten 30 dB', 'Log 10 dB/Offst 9 dB', 'Center 829.00 MHz', 'Span 20 MHz', '#Res BW 200 kHz', '#VBW 620 kHz', and '#Sweep 1 s (500 pts)'. A green box highlights the measurement results: 'Occupied Bandwidth 8.9665 MHz', 'Occ BW % Pwr 99.00 %', 'x dB -26.00 dB', 'Transmit Freq Error 1.960 kHz', and 'x dB Bandwidth 9.821 MHz'. On the right side, there is a 'Measure' menu with options: 'Meas Off', 'Channel Power', 'Occupied BW', 'ACP', 'Multi Carrier Power', 'Power Stat CCDF', and 'More 1 of 2'. At the bottom, it says 'Copyright 2000-2012 Agilent Technologies'.

15.20. LTE Occupied Bandwidth(NTLV)(Subtest:20, Channel:26840, Bandwidth:10, Modulation:Q16, RB Number: 50, RB Position:LOW)

Center Frequency (MHz)	OBW Power (%)	XdB Down (dB)	RBW (MHz)	Detector	OBW (MHz)	XdB Bandwidth (MHz)	Upper Limit (MHz)	Verdict
829	99	26	0.2	Peak	8.957	9.768	10	Pass

The screenshot displays the Agilent spectrum analyzer interface. At the top, it shows 'Ch Freq 829 MHz' and 'Trig Free'. The main display area shows a spectrum plot with a yellow trace. The plot parameters include 'Ref 29 dBm', '#Atten 30 dB', 'Log 10 dB/Offst 9 dB', 'Center 829.00 MHz', 'Span 20 MHz', '#Res BW 200 kHz', '#VBW 620 kHz', and '#Sweep 1 s (500 pts)'. A green box highlights the measurement results: 'Occupied Bandwidth 8.9568 MHz', 'Occ BW % Pwr 99.00 %', 'x dB -26.00 dB', 'Transmit Freq Error 11.618 kHz', and 'x dB Bandwidth 9.768 MHz'. On the right side, there is a 'Measure' menu with options: 'Meas Off', 'Channel Power', 'Occupied BW', 'ACP', 'Multi Carrier Power', 'Power Stat CCDF', and 'More 1 of 2'. At the bottom, it says 'Copyright 2000-2012 Agilent Technologies'.

15.21. LTE Occupied Bandwidth(NTLV)(Subtest:21, Channel:26915, Bandwidth:10, Modulation:QPSK, RB Number: 50, RB Position:LOW)

Center Frequency (MHz)	OBW Power (%)	XdB Down (dB)	RBW (MHz)	Detector	OBW (MHz)	XdB Bandwidth (MHz)	Upper Limit (MHz)	Verdict
836.5	99	26	0.2	Peak	8.96	9.767	10	Pass

Agilent

Measure

Ch Freq 836.5 MHz
Trig Free

Occupied Bandwidth
Averages: 2

Ref 29.01 dBm
#Atten 30 dB

#Peak
Log
10
dB/
Offst
9.01
dB

Center 836.50 MHz

#Res BW 200 kHz

#VBW 620 kHz

Span 20 MHz

#Sweep 1 s (500 pts)

Occupied Bandwidth	Occ BW % Pwr	99.00 %
8.9597 MHz	x dB	-26.00 dB
Transmit Freq Error	-2.698 kHz	
x dB Bandwidth	9.767 MHz	

Copyright 2000-2012 Agilent Technologies

Meas Off

Channel Power

Occupied BW

ACP

Multi Carrier Power

Power Stat CCDF

More
1 of 2

15.22. LTE Occupied Bandwidth(NTLV)(Subtest:22, Channel:26915, Bandwidth:10, Modulation:Q16, RB Number: 50, RB Position:LOW)

Center Frequency (MHz)	OBW Power (%)	XdB Down (dB)	RBW (MHz)	Detector	OBW (MHz)	XdB Bandwidth (MHz)	Upper Limit (MHz)	Verdict
836.5	99	26	0.2	Peak	8.96	9.75	10	Pass

Agilent
Measure

Ch Freq 836.5 MHz Trig Free

Occupied Bandwidth Averages: 2

Ref 29.01 dBm #Atten 30 dB

Center 836.50 MHz Span 20 MHz

#Res BW 200 kHz #VBW 620 kHz #Sweep 1 s (500 pts)

Meas Off

Channel Power

Occupied BW

ACP

Multi Carrier Power

Power Stat CCDF

More 1 of 2

Occupied Bandwidth	Occ BW % Pwr	99.00 %
8.9603 MHz	x dB	-26.00 dB
Transmit Freq Error		3.962 kHz
x dB Bandwidth		9.750 MHz

Copyright 2000-2012 Agilent Technologies

15.23. LTE Occupied Bandwidth(NTLV)(Subtest:23, Channel:26990, Bandwidth:10, Modulation:QPSK, RB Number: 50, RB Position:LOW)

Center Frequency (MHz)	OBW Power (%)	XdB Down (dB)	RBW (MHz)	Detector	OBW (MHz)	XdB Bandwidth (MHz)	Upper Limit (MHz)	Verdict
844	99	26	0.2	Peak	8.972	9.75	10	Pass

Agilent
Measure

Ch Freq 844 MHz Trig Free

Occupied Bandwidth Averages: 2

Ref 29.03 dBm #Atten 30 dB

#Peak Log 10 dB/Offst 9.03 dB

Center 844.00 MHz Span 20 MHz
#Res BW 200 kHz #VBW 620 kHz #Sweep 1 s (500 pts)

Occupied Bandwidth

8.9724 MHz

Occ BW % Pwr 99.00 %
x dB -26.00 dB

Transmit Freq Error -17.870 kHz
x dB Bandwidth 9.750 MHz

Meas Off

Channel Power

Occupied BW

ACP

Multi Carrier Power

Power Stat CCDF

More
1 of 2

Copyright 2000-2012 Agilent Technologies

15.24. LTE Occupied Bandwidth(NTLV)(Subtest:24, Channel:26990, Bandwidth:10, Modulation:Q16, RB Number: 50, RB Position:LOW)

Center Frequency (MHz)	OBW Power (%)	XdB Down (dB)	RBW (MHz)	Detector	OBW (MHz)	XdB Bandwidth (MHz)	Upper Limit (MHz)	Verdict
844	99	26	0.2	Peak	8.957	9.768	10	Pass

Agilent

Measure
 Meas Off
 Channel Power
Occupied BW
 ACP
 Multi Carrier Power
 Power Stat CCDF
 More
 1 of 2

Ch Freq 844 MHz Trig Free

Occupied Bandwidth Averages: 2

Ref 29.03 dBm #Atten 30 dB

Center 844.00 MHz Span 20 MHz

#Res BW 200 kHz #VBW 620 kHz #Sweep 1 s (500 pts)

Occupied Bandwidth Occ BW % Pwr 99.00 %

8.9572 MHz

x dB -26.00 dB

Transmit Freq Error -18.200 kHz

x dB Bandwidth 9.768 MHz

Copyright 2000-2012 Agilent Technologies

15.25. LTE Occupied Bandwidth(NTLV)(Subtest:25, Channel:26865, Bandwidth:15, Modulation:QPSK, RB Number: 75, RB Position:LOW)

Center Frequency (MHz)	OBW Power (%)	XdB Down (dB)	RBW (MHz)	Detector	OBW (MHz)	XdB Bandwidth (MHz)	Upper Limit (MHz)	Verdict
831.5	99	26	0.3	Peak	13.436	14.601	15	Pass

Agilent
Measure

Ch Freq 831.5 MHz
Trig Free

Occupied Bandwidth
Averages: 2

Ref 29 dBm #Atten 30 dB

Center 831.50 MHz Span 30 MHz
 #Res BW 300 kHz #VBW 1 MHz #Sweep 1 s (500 pts)

Occupied Bandwidth	Occ BW % Pwr	99.00 %
13.4362 MHz	x dB	-26.00 dB
Transmit Freq Error	1.717 kHz	
x dB Bandwidth	14.601 MHz	

Copyright 2000-2012 Agilent Technologies

Meas Off

Channel Power

Occupied BW

ACP

Multi Carrier Power

Power Stat CCDF

More
1 of 2

15.26. LTE Occupied Bandwidth(NTLV)(Subtest:26, Channel:26865, Bandwidth:15, Modulation:Q16, RB Number: 75, RB Position:LOW)

Center Frequency (MHz)	OBW Power (%)	XdB Down (dB)	RBW (MHz)	Detector	OBW (MHz)	XdB Bandwidth (MHz)	Upper Limit (MHz)	Verdict
831.5	99	26	0.3	Peak	13.443	15.246	15	Pass

Agilent

Measure

Ch Freq 831.5 MHz
Trig Free

Occupied Bandwidth

Averages: 2

Ref 29 dBm
#Atten 30 dB

#Peak
Log

10
dB/

Offst
9

dB

Center 831.50 MHz
Span 30 MHz

#Res BW 300 kHz
#VBW 1 MHz
#Sweep 1 s (500 pts)

Occupied Bandwidth	Occ BW % Pwr	99.00 %
13.4428 MHz	x dB	-26.00 dB
Transmit Freq Error	1.623 kHz	
x dB Bandwidth	15.246 MHz	

Copyright 2000-2012 Agilent Technologies

Meas Off

Channel Power

Occupied BW

ACP

Multi Carrier Power

Power Stat CCDF

More

1 of 2

15.27. LTE Occupied Bandwidth(NTLV)(Subtest:27, Channel:26915, Bandwidth:15, Modulation:QPSK, RB Number: 75, RB Position:LOW)

Center Frequency (MHz)	OBW Power (%)	XdB Down (dB)	RBW (MHz)	Detector	OBW (MHz)	XdB Bandwidth (MHz)	Upper Limit (MHz)	Verdict
836.5	99	26	0.3	Peak	13.419	14.577	15	Pass

Agilent

Measure
 Meas Off
 Channel Power
 Occupied BW
 ACP
 Multi Carrier Power
 Power Stat CCDF
 More
 1 of 2

Ch Freq 836.5 MHz Trig Free

Occupied Bandwidth Averages: 2

Ref 29.01 dBm #Atten 30 dB

Center 836.50 MHz Span 30 MHz

#Res BW 300 kHz #VBW 1 MHz #Sweep 1 s (500 pts)

Occupied Bandwidth	Occ BW % Pwr 99.00 %
13.4194 MHz	x dB -26.00 dB
Transmit Freq Error -3.971 kHz	
x dB Bandwidth 14.577 MHz	

Copyright 2000-2012 Agilent Technologies

15.28. LTE Occupied Bandwidth(NTLV)(Subtest:28, Channel:26915, Bandwidth:15, Modulation:Q16, RB Number: 75, RB Position:LOW)

Center Frequency (MHz)	OBW Power (%)	XdB Down (dB)	RBW (MHz)	Detector	OBW (MHz)	XdB Bandwidth (MHz)	Upper Limit (MHz)	Verdict
836.5	99	26	0.3	Peak	13.432	14.59	15	Pass

Agilent

Measure

Ch Freq 836.5 MHz
Trig Free

Occupied Bandwidth
Averages: 2

Ref 29.01 dBm #Atten 30 dB

#Peak

Log

10

dB/

Offst

9.01

dB

Center 836.50 MHz Span 30 MHz

#Res BW 300 kHz #VBW 1 MHz #Sweep 1 s (500 pts)

Occupied Bandwidth	Occ BW % Pwr	99.00 %
13.4322 MHz	x dB	-26.00 dB
Transmit Freq Error	8.518 kHz	
x dB Bandwidth	14.590 MHz	

Copyright 2000-2012 Agilent Technologies

Meas Off

Channel Power

Occupied BW

ACP

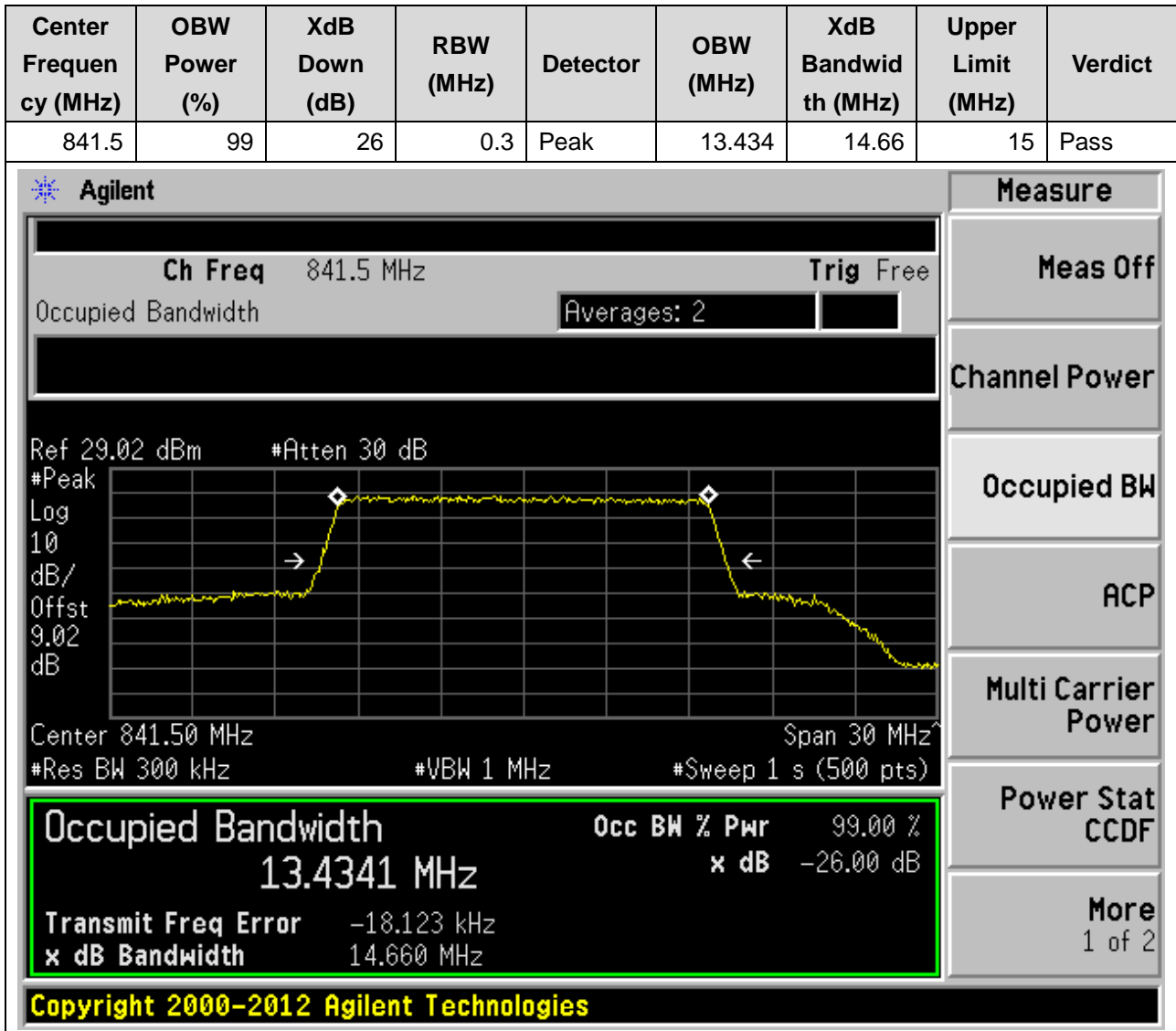
Multi Carrier Power

Power Stat CCDF

More

1 of 2

15.29. LTE Occupied Bandwidth(NTLV)(Subtest:29, Channel:26965, Bandwidth:15, Modulation:QPSK, RB Number: 75, RB Position:LOW)



15.30. LTE Occupied Bandwidth(NTLV)(Subtest:30, Channel:26965, Bandwidth:15, Modulation:Q16, RB Number: 75, RB Position:LOW)

Center Frequency (MHz)	OBW Power (%)	XdB Down (dB)	RBW (MHz)	Detector	OBW (MHz)	XdB Bandwidth (MHz)	Upper Limit (MHz)	Verdict
841.5	99	26	0.3	Peak	13.46	14.567	15	Pass

Agilent

Measure

Ch Freq 841.5 MHz
Trig Free

Occupied Bandwidth
Averages: 2

Ref 29.02 dBm
#Atten 30 dB

#Peak
Log

10
dB/

Offst
9.02

dB

Center 841.50 MHz
Span 30 MHz

#Res BW 300 kHz
#VBW 1 MHz
#Sweep 1 s (500 pts)

Occupied Bandwidth	Occ BW % Pwr	99.00 %
13.4600 MHz	x dB	-26.00 dB
Transmit Freq Error		-11.973 kHz
x dB Bandwidth		14.567 MHz

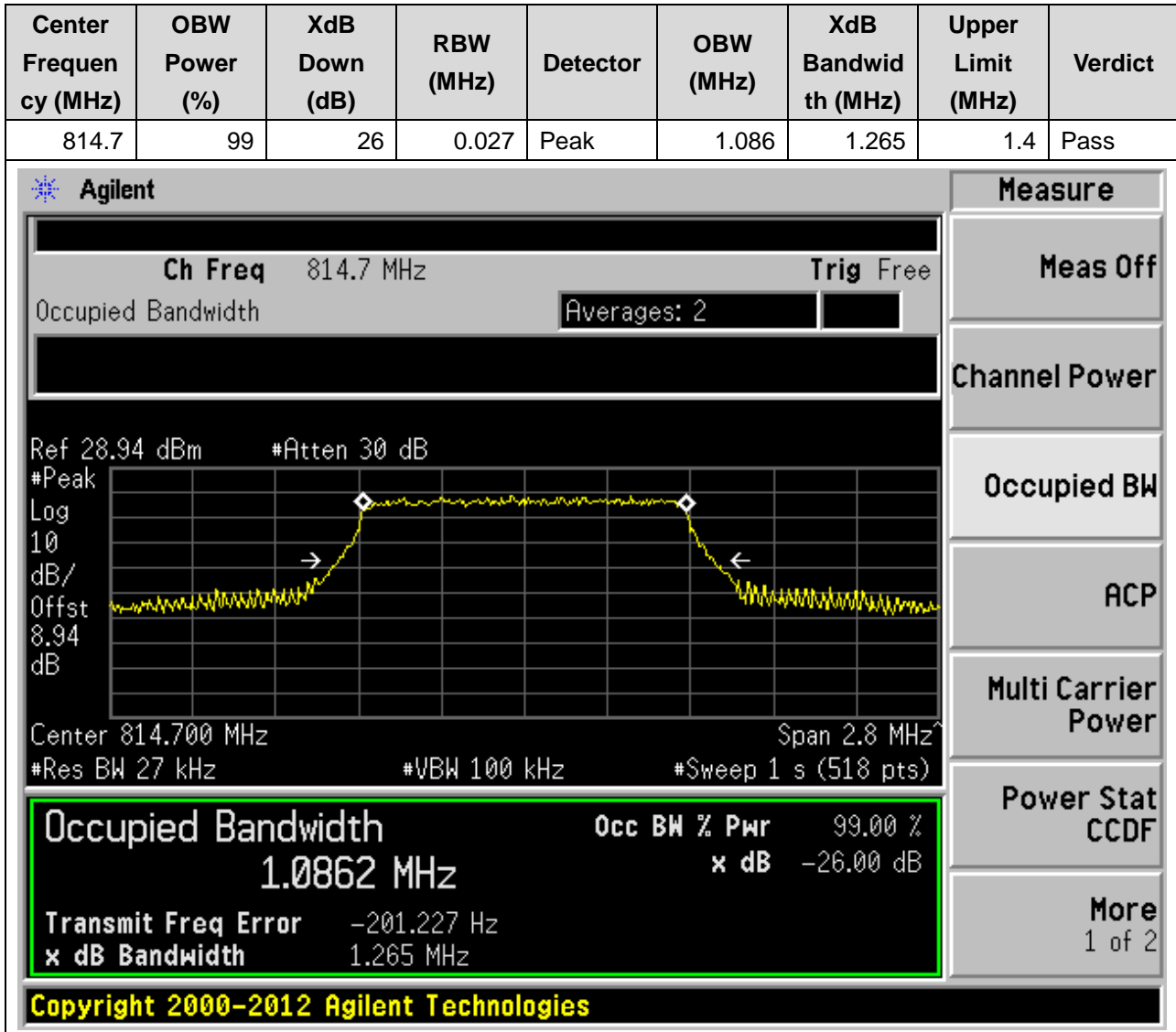
Power Stat
CCDF

More
1 of 2

Copyright 2000–2012 Agilent Technologies

16. LTE_Band26(part90)

16.1. LTE Occupied Bandwidth(NTLV)(Subtest:1, Channel:26697, Bandwidth:1.4, Modulation:QPSK, RB Number: 6, RB Position:LOW)



16.2. LTE Occupied Bandwidth(NTLV)(Subtest:2, Channel:26697, Bandwidth:1.4, Modulation:Q16, RB Number: 6, RB Position:LOW)

Center Frequency (MHz)	OBW Power (%)	XdB Down (dB)	RBW (MHz)	Detector	OBW (MHz)	XdB Bandwidth (MHz)	Upper Limit (MHz)	Verdict
814.7	99	26	0.027	Peak	1.092	1.291	1.4	Pass

Agilent

Measure

Ch Freq 814.7 MHz
Trig Free

Occupied Bandwidth

Averages: 2

Ref 28.94 dBm
#Atten 30 dB

#Peak
Log

10
dB/

Offst
8.94

dB

Center 814.700 MHz
Span 2.8 MHz

#Res BW 27 kHz
#VBW 100 kHz
#Sweep 1 s (518 pts)

Occupied Bandwidth

1.0918 MHz

Occ BW % Pwr 99.00 %

x dB -26.00 dB

Transmit Freq Error -2.437 kHz

x dB Bandwidth 1.291 MHz

Meas Off

Channel Power

Occupied BW

ACP

Multi Carrier Power

Power Stat CCDF

More
1 of 2

Copyright 2000-2012 Agilent Technologies

16.3. LTE Occupied Bandwidth(NTLV)(Subtest:3, Channel:26740, Bandwidth:1.4, Modulation:QPSK, RB Number: 6, RB Position:LOW)

Center Frequency (MHz)	OBW Power (%)	XdB Down (dB)	RBW (MHz)	Detector	OBW (MHz)	XdB Bandwidth (MHz)	Upper Limit (MHz)	Verdict
819	99	26	0.027	Peak	1.087	1.295	1.4	Pass

Agilent

Measure

Ch Freq 819 MHz
Trig Free

Occupied Bandwidth

Averages: 2

Ref 28.94 dBm
#Atten 30 dB

#Peak
Log

10
dB/

Offst
8.94

dB

Center 819.000 MHz
Span 2.8 MHz

#Res BW 27 kHz
#VBW 100 kHz
#Sweep 1 s (518 pts)

Occupied Bandwidth	Occ BW % Pwr	99.00 %
1.0868 MHz	x dB	-26.00 dB
Transmit Freq Error		-722.507 Hz
x dB Bandwidth		1.295 MHz

Meas Off
Channel Power

Occupied BW
ACP

Multi Carrier Power
Power Stat CCDF

More
1 of 2

Copyright 2000-2012 Agilent Technologies

16.4. LTE Occupied Bandwidth(NTLV)(Subtest:4, Channel:26740, Bandwidth:1.4, Modulation:Q16, RB Number: 6, RB Position:LOW)

Center Frequency (MHz)	OBW Power (%)	XdB Down (dB)	RBW (MHz)	Detector	OBW (MHz)	XdB Bandwidth (MHz)	Upper Limit (MHz)	Verdict
819	99	26	0.027	Peak	1.086	1.264	1.4	Pass

Agilent

Measure

Ch Freq 819 MHz
Trig Free

Occupied Bandwidth

Averages: 2

Ref 28.94 dBm
#Atten 30 dB

#Peak
Log

10
dB/

Offst
8.94

dB

Center 819.000 MHz
Span 2.8 MHz

#Res BW 27 kHz
#VBW 100 kHz
#Sweep 1 s (518 pts)

Occupied Bandwidth	Occ BW % Pwr	99.00 %
1.0856 MHz	x dB	-26.00 dB
Transmit Freq Error	-232.944 Hz	
x dB Bandwidth	1.264 MHz	

Meas Off

Channel Power

Occupied BW

ACP

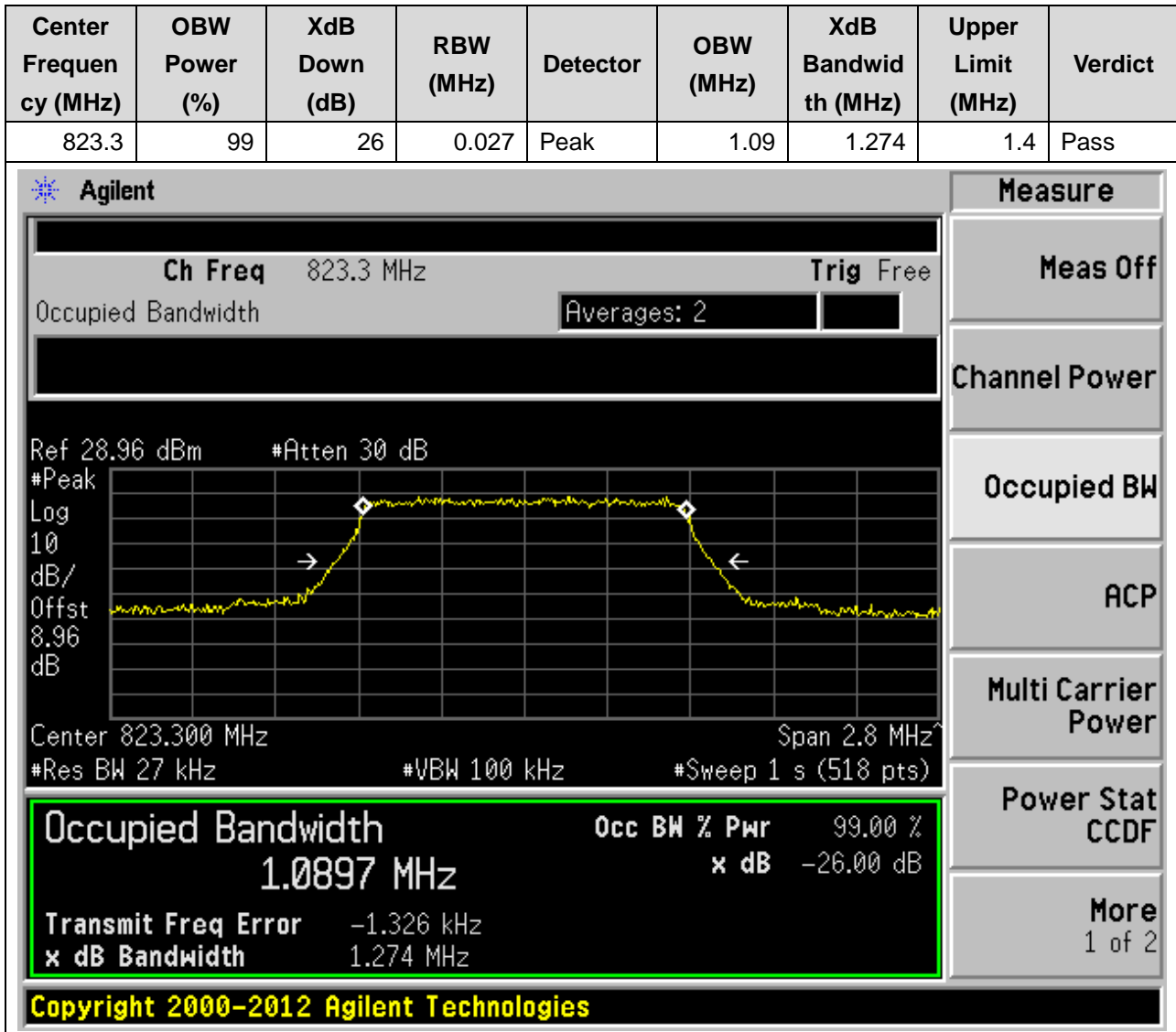
Multi Carrier Power

Power Stat CCDF

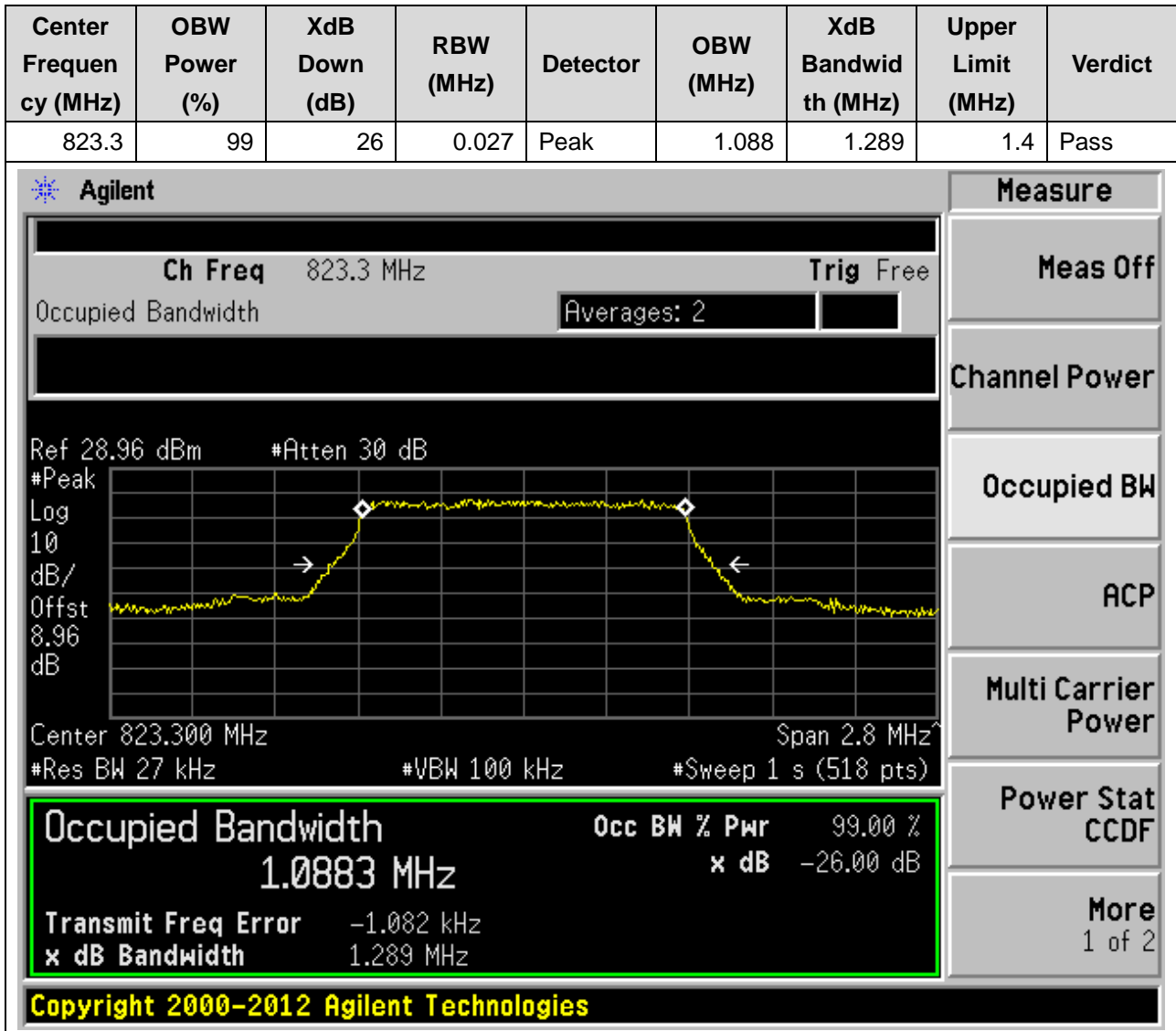
More
1 of 2

Copyright 2000-2012 Agilent Technologies

16.5. LTE Occupied Bandwidth(NTLV)(Subtest:5, Channel:26783, Bandwidth:1.4, Modulation:QPSK, RB Number: 6, RB Position:LOW)



16.6. LTE Occupied Bandwidth(NTLV)(Subtest:6, Channel:26783, Bandwidth:1.4, Modulation:Q16, RB Number: 6, RB Position:LOW)



16.7. LTE Occupied Bandwidth(NTLV)(Subtest:7, Channel:26705, Bandwidth:3, Modulation:QPSK, RB Number: 15, RB Position:LOW)

Center Frequency (MHz)	OBW Power (%)	XdB Down (dB)	RBW (MHz)	Detector	OBW (MHz)	XdB Bandwidth (MHz)	Upper Limit (MHz)	Verdict
815.5	99	26	0.062	Peak	2.686	2.91	3	Pass

The screenshot displays the Agilent spectrum analyzer interface. The main display shows a spectrum plot with a yellow trace. The center frequency is 815.500 MHz, and the span is 6 MHz. The occupied bandwidth is measured as 2.6861 MHz, which is 99.00% of the power. The XdB down is -26.00 dB. The transmit frequency error is 3.125 kHz, and the XdB bandwidth is 2.910 MHz. The interface includes various measurement buttons on the right side, such as 'Meas Off', 'Channel Power', 'Occupied BW', 'ACP', 'Multi Carrier Power', 'Power Stat CCDF', and 'More'. The bottom of the screen shows the copyright notice: 'Copyright 2000-2012 Agilent Technologies'.

Occupied Bandwidth	Occ BW % Pwr	99.00 %
2.6861 MHz	x dB	-26.00 dB
Transmit Freq Error	3.125 kHz	
x dB Bandwidth	2.910 MHz	

Copyright 2000-2012 Agilent Technologies

16.8. LTE Occupied Bandwidth(NTLV)(Subtest:8, Channel:26705, Bandwidth:3, Modulation:Q16, RB Number: 15, RB Position:LOW)

Center Frequency (MHz)	OBW Power (%)	XdB Down (dB)	RBW (MHz)	Detector	OBW (MHz)	XdB Bandwidth (MHz)	Upper Limit (MHz)	Verdict
815.5	99	26	0.062	Peak	2.681	2.909	3	Pass

Agilent

Measure

Ch Freq 815.5 MHz
Trig Free

Occupied Bandwidth
Averages: 2

Ref 28.94 dBm
#Atten 30 dB

#Peak
Log

10
dB/

Offst
8.94

dB

Center 815.500 MHz
Span 6 MHz

#Res BW 62 kHz
#VBW 200 kHz
#Sweep 1 s (483 pts)

Occupied Bandwidth	Occ BW % Pwr	99.00 %
2.6813 MHz	x dB	-26.00 dB
Transmit Freq Error		-215.158 Hz
x dB Bandwidth		2.909 MHz

Copyright 2000-2012 Agilent Technologies

Meas Off

Channel Power

Occupied BW

ACP

Multi Carrier Power

Power Stat CCDF

More
1 of 2

16.9. LTE Occupied Bandwidth(NTLV)(Subtest:9, Channel:26740, Bandwidth:3, Modulation:QPSK, RB Number: 15, RB Position:LOW)

Center Frequency (MHz)	OBW Power (%)	XdB Down (dB)	RBW (MHz)	Detector	OBW (MHz)	XdB Bandwidth (MHz)	Upper Limit (MHz)	Verdict
819	99	26	0.062	Peak	2.683	2.907	3	Pass

Agilent
Measure

Ch Freq 819 MHz Trig Free

Occupied Bandwidth Averages: 2

Ref 28.94 dBm #Atten 30 dB

Center 819.000 MHz Span 6 MHz

#Res BW 62 kHz #VBW 200 kHz #Sweep 1 s (483 pts)

Meas Off

Channel Power

Occupied BW

ACP

Multi Carrier Power

Power Stat CCDF

More 1 of 2

Occupied Bandwidth

2.6834 MHz

Transmit Freq Error 173.718 Hz

x dB Bandwidth 2.907 MHz

Occ BW % Pwr 99.00 %

x dB -26.00 dB

Copyright 2000-2012 Agilent Technologies

16.10. LTE Occupied Bandwidth(NTLV)(Subtest:10, Channel:26740, Bandwidth:3, Modulation:Q16, RB Number: 15, RB Position:LOW)

Center Frequency (MHz)	OBW Power (%)	XdB Down (dB)	RBW (MHz)	Detector	OBW (MHz)	XdB Bandwidth (MHz)	Upper Limit (MHz)	Verdict
819	99	26	0.062	Peak	2.685	2.921	3	Pass

Agilent

Measure

Ch Freq 819 MHz Trig Free

Occupied Bandwidth Averages: 2

Ref 28.94 dBm #Atten 30 dB

#Peak Log 10 dB/Offst 8.94 dB

Center 819.000 MHz Span 6 MHz
#Res BW 62 kHz #VBW 200 kHz #Sweep 1 s (483 pts)

Occupied Bandwidth

2.6855 MHz

Occ BW % Pwr 99.00 %
x dB -26.00 dB

Transmit Freq Error -3.366 kHz
x dB Bandwidth 2.921 MHz

Meas Off

Channel Power

Occupied BW

ACP

Multi Carrier Power

Power Stat CCDF

More
1 of 2

Copyright 2000-2012 Agilent Technologies

16.11. LTE Occupied Bandwidth(NTLV)(Subtest:11, Channel:26775, Bandwidth:3, Modulation:QPSK, RB Number: 15, RB Position:LOW)

Center Frequency (MHz)	OBW Power (%)	XdB Down (dB)	RBW (MHz)	Detector	OBW (MHz)	XdB Bandwidth (MHz)	Upper Limit (MHz)	Verdict
822.5	99	26	0.062	Peak	2.685	2.921	3	Pass

Agilent

Measure

Ch Freq 822.5 MHz
Trig Free

Occupied Bandwidth
Averages: 2

Ref 28.95 dBm #Atten 30 dB

#Peak

Log

10

dB/

Offst

8.95

dB

Center 822.500 MHz Span 6 MHz

#Res BW 62 kHz #VBW 200 kHz #Sweep 1 s (483 pts)

Occupied Bandwidth	Occ BW % Pwr	99.00 %
2.6850 MHz	x dB	-26.00 dB
Transmit Freq Error	-558.477 Hz	
x dB Bandwidth	2.921 MHz	

Copyright 2000-2012 Agilent Technologies

Meas Off

Channel Power

Occupied BW

ACP

Multi Carrier Power

Power Stat CCDF

More
1 of 2

16.12. LTE Occupied Bandwidth(NTLV)(Subtest:12, Channel:26775, Bandwidth:3, Modulation:Q16, RB Number: 15, RB Position:LOW)

Center Frequency (MHz)	OBW Power (%)	XdB Down (dB)	RBW (MHz)	Detector	OBW (MHz)	XdB Bandwidth (MHz)	Upper Limit (MHz)	Verdict
822.5	99	26	0.062	Peak	2.681	2.931	3	Pass

Agilent
Measure

Ch Freq 822.5 MHz Trig Free

Occupied Bandwidth Averages: 2

Ref 28.95 dBm #Atten 30 dB

Center 822.500 MHz Span 6 MHz

#Res BW 62 kHz #VBW 200 kHz #Sweep 1 s (483 pts)

Meas Off

Channel Power

Occupied BW

ACP

Multi Carrier Power

Power Stat CCDF

More 1 of 2

Occupied Bandwidth

2.6810 MHz

Transmit Freq Error -3.996 kHz

x dB Bandwidth 2.931 MHz

Occ BW % Pwr 99.00 %

x dB -26.00 dB

Copyright 2000-2012 Agilent Technologies

16.13. LTE Occupied Bandwidth(NTLV)(Subtest:13, Channel:26715, Bandwidth:5, Modulation:QPSK, RB Number: 25, RB Position:LOW)

Center Frequency (MHz)	OBW Power (%)	XdB Down (dB)	RBW (MHz)	Detector	OBW (MHz)	XdB Bandwidth (MHz)	Upper Limit (MHz)	Verdict
816.5	99	26	0.1	Peak	4.498	4.929	5	Pass

Agilent

Measure

Ch Freq 816.5 MHz
Trig Free

Occupied Bandwidth

Averages: 2

Ref 28.94 dBm
#Atten 30 dB

#Peak
Log

10
dB/

Offst
8.94

dB

Center 816.500 MHz
Span 10 MHz

#Res BW 100 kHz
#VBW 300 kHz
#Sweep 1 s (500 pts)

Occupied Bandwidth	Occ BW % Pwr	99.00 %
4.4980 MHz	x dB	-26.00 dB
Transmit Freq Error	2.780 kHz	
x dB Bandwidth	4.929 MHz	

Meas Off

Channel Power

Occupied BW

ACP

Multi Carrier Power

Power Stat CCDF

More
1 of 2

Copyright 2000-2012 Agilent Technologies

16.14. LTE Occupied Bandwidth(NTLV)(Subtest:14, Channel:26715, Bandwidth:5, Modulation:Q16, RB Number: 25, RB Position:LOW)

Center Frequency (MHz)	OBW Power (%)	XdB Down (dB)	RBW (MHz)	Detector	OBW (MHz)	XdB Bandwidth (MHz)	Upper Limit (MHz)	Verdict
816.5	99	26	0.1	Peak	4.481	4.896	5	Pass

Agilent

Measure

Ch Freq 816.5 MHz
Trig Free

Occupied Bandwidth

Averages: 2

Ref 28.94 dBm
#Atten 30 dB

#Peak
Log

10
dB/

Offst
8.94

dB

Center 816.500 MHz
Span 10 MHz

#Res BW 100 kHz
#VBW 300 kHz
#Sweep 1 s (500 pts)

Occupied Bandwidth	Occ BW % Pwr	99.00 %
4.4805 MHz	x dB	-26.00 dB
Transmit Freq Error	1.788 kHz	
x dB Bandwidth	4.896 MHz	

Copyright 2000-2012 Agilent Technologies

Meas Off

Channel Power

Occupied BW

ACP

Multi Carrier Power

Power Stat CCDF

More
1 of 2

16.15. LTE Occupied Bandwidth(NTLV)(Subtest:15, Channel:26740, Bandwidth:5, Modulation:QPSK, RB Number: 25, RB Position:LOW)

Center Frequency (MHz)	OBW Power (%)	XdB Down (dB)	RBW (MHz)	Detector	OBW (MHz)	XdB Bandwidth (MHz)	Upper Limit (MHz)	Verdict
819	99	26	0.1	Peak	4.49	4.916	5	Pass

Agilent

Measure

Ch Freq 819 MHz

Trig Free

Occupied Bandwidth
Averages: 2

Ref 28.94 dBm
#Atten 30 dB

#Peak
Log

10
dB/

Offst
8.94

dB

Center 819.000 MHz
Span 10 MHz

#Res BW 100 kHz
#VBW 300 kHz
#Sweep 1 s (500 pts)

Occupied Bandwidth

4.4900 MHz

Occ BW % Pwr 99.00 %

x dB -26.00 dB

Transmit Freq Error -3.499 kHz

x dB Bandwidth 4.916 MHz

Meas Off

Channel Power

Occupied BW

ACP

Multi Carrier Power

Power Stat CCDF

More
1 of 2

Copyright 2000-2012 Agilent Technologies

16.16. LTE Occupied Bandwidth(NTLV)(Subtest:16, Channel:26740, Bandwidth:5, Modulation:Q16, RB Number: 25, RB Position:LOW)

Center Frequency (MHz)	OBW Power (%)	XdB Down (dB)	RBW (MHz)	Detector	OBW (MHz)	XdB Bandwidth (MHz)	Upper Limit (MHz)	Verdict
819	99	26	0.1	Peak	4.49	4.93	5	Pass

Agilent

Measure
 Meas Off
 Channel Power
 Occupied BW
 ACP
 Multi Carrier Power
 Power Stat CCDF
 More
 1 of 2

Ch Freq 819 MHz Trig Free

Occupied Bandwidth Averages: 2

Ref 28.94 dBm #Atten 30 dB

Center 819.000 MHz Span 10 MHz

#Res BW 100 kHz #VBW 300 kHz #Sweep 1 s (500 pts)

Occupied Bandwidth	Occ BW % Pwr	99.00 %
4.4895 MHz	x dB	-26.00 dB
Transmit Freq Error	-1.044 kHz	
x dB Bandwidth	4.930 MHz	

Copyright 2000-2012 Agilent Technologies

16.17. LTE Occupied Bandwidth(NTLV)(Subtest:17, Channel:26765, Bandwidth:5, Modulation:QPSK, RB Number: 25, RB Position:LOW)

Center Frequency (MHz)	OBW Power (%)	XdB Down (dB)	RBW (MHz)	Detector	OBW (MHz)	XdB Bandwidth (MHz)	Upper Limit (MHz)	Verdict
821.5	99	26	0.1	Peak	4.483	4.9	5	Pass

Agilent
Measure

Ch Freq 821.5 MHz
Trig Free

Occupied Bandwidth
Averages: 2

Ref 28.95 dBm
#Atten 30 dB

#Peak
Log

10
dB/

Offst
8.95

dB

Center 821.500 MHz
Span 10 MHz

#Res BW 100 kHz
#VBW 300 kHz
#Sweep 1 s (500 pts)

Occupied Bandwidth
Occ BW % Pwr 99.00 %

4.4834 MHz
x dB -26.00 dB

Transmit Freq Error -1.125 kHz

x dB Bandwidth 4.900 MHz

Power Stat
CCDF

More
1 of 2

Copyright 2000-2012 Agilent Technologies

16.18. LTE Occupied Bandwidth(NTLV)(Subtest:18, Channel:26765, Bandwidth:5, Modulation:Q16, RB Number: 25, RB Position:LOW)

Center Frequency (MHz)	OBW Power (%)	XdB Down (dB)	RBW (MHz)	Detector	OBW (MHz)	XdB Bandwidth (MHz)	Upper Limit (MHz)	Verdict
821.5	99	26	0.1	Peak	4.493	4.935	5	Pass

Agilent

Ch Freq 821.5 MHz Trig Free

Occupied Bandwidth Averages: 2

Ref 28.95 dBm #Atten 30 dB

#Peak Log 10 dB/Offst 8.95 dB

Center 821.500 MHz Span 10 MHz

#Res BW 100 kHz #VBW 300 kHz #Sweep 1 s (500 pts)

Occupied Bandwidth Occ BW % Pwr 99.00 %
 4.4927 MHz x dB -26.00 dB

Transmit Freq Error 299.242 Hz
 x dB Bandwidth 4.935 MHz

Copyright 2000-2012 Agilent Technologies

Measures: Meas Off, Channel Power, Occupied BW, ACP, Multi Carrier Power, Power Stat CCDF, More 1 of 2

16.19. LTE Occupied Bandwidth(NTLV)(Subtest:19, Channel:26740, Bandwidth:10, Modulation:QPSK, RB Number: 50, RB Position:LOW)

Center Frequency (MHz)	OBW Power (%)	XdB Down (dB)	RBW (MHz)	Detector	OBW (MHz)	XdB Bandwidth (MHz)	Upper Limit (MHz)	Verdict
819	99	26	0.2	Peak	8.961	9.762	10	Pass

Agilent
Measure

Ch Freq 819 MHz Trig Free

Occupied Bandwidth Averages: 2

Ref 28.94 dBm #Atten 30 dB

#Peak Log 10 dB/Offst 8.94 dB

Center 819.00 MHz Span 20 MHz
#Res BW 200 kHz #VBW 620 kHz #Sweep 1 s (500 pts)

Occupied Bandwidth

8.9608 MHz

Occ BW % Pwr 99.00 %
x dB -26.00 dB

Transmit Freq Error 11.175 kHz
x dB Bandwidth 9.762 MHz

Meas Off

Channel Power

Occupied BW

ACP

Multi Carrier Power

Power Stat CCDF

More
1 of 2

Copyright 2000-2012 Agilent Technologies

16.20. LTE Occupied Bandwidth(NTLV)(Subtest:20, Channel:26740, Bandwidth:10, Modulation:Q16, RB Number: 50, RB Position:LOW)

Center Frequency (MHz)	OBW Power (%)	XdB Down (dB)	RBW (MHz)	Detector	OBW (MHz)	XdB Bandwidth (MHz)	Upper Limit (MHz)	Verdict
819	99	26	0.2	Peak	8.939	9.724	10	Pass

Agilent

Measure

Ch Freq 819 MHz
Trig Free

Occupied Bandwidth

Averages: 2

Ref 28.94 dBm
#Atten 30 dB

#Peak
Log

10
dB/

Offst
8.94

dB

Center 819.00 MHz
Span 20 MHz

#Res BW 200 kHz
#VBW 620 kHz
#Sweep 1 s (500 pts)

Occupied Bandwidth	Occ BW % Pwr	99.00 %
8.9391 MHz	x dB	-26.00 dB
Transmit Freq Error	2.981 kHz	
x dB Bandwidth	9.724 MHz	

Meas Off

Channel Power

Occupied BW

ACP

Multi Carrier Power

Power Stat

CCDF

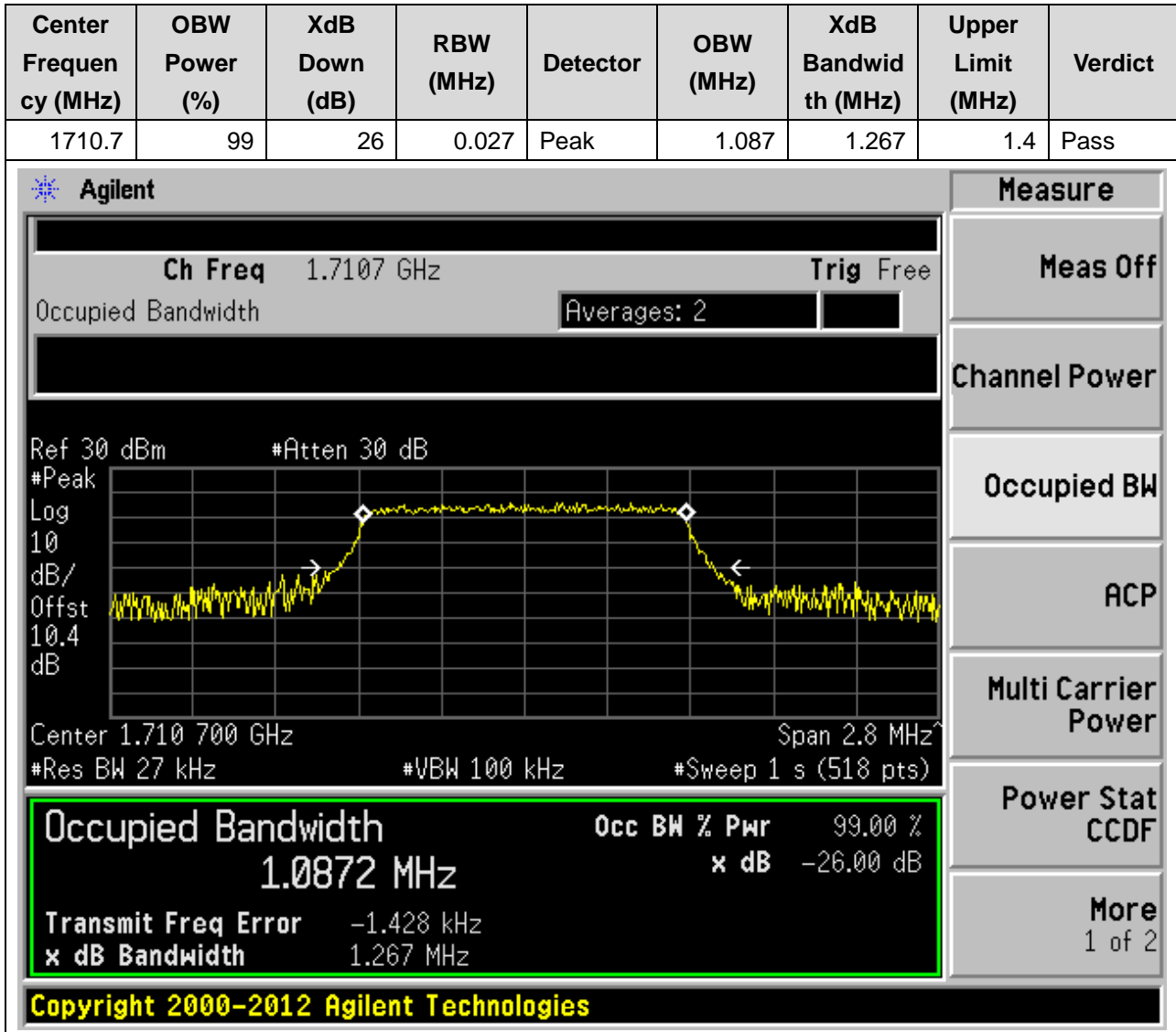
More

1 of 2

Copyright 2000-2012 Agilent Technologies

17. LTE_Band66

17.1. LTE Occupied Bandwidth(NTLV)(Subtest:1, Channel:131979, Bandwidth:1.4, Modulation:QPSK, RB Number: 6, RB Position:LOW)



17.2. LTE Occupied Bandwidth(NTLV)(Subtest:2, Channel:131979, Bandwidth:1.4, Modulation:Q16, RB Number: 6, RB Position:LOW)

Center Frequency (MHz)	OBW Power (%)	XdB Down (dB)	RBW (MHz)	Detector	OBW (MHz)	XdB Bandwidth (MHz)	Upper Limit (MHz)	Verdict
1710.7	99	26	0.027	Peak	1.093	1.301	1.4	Pass

Agilent
Measure

Ch Freq 1.7107 GHz Trig Free

Occupied Bandwidth Averages: 2

Meas Off

Channel Power

Occupied BW

ACP

Multi Carrier Power

Power Stat CCDF

More 1 of 2

Ref 30 dBm #Atten 30 dB

Center 1.710 700 GHz Span 2.8 MHz

#Res BW 27 kHz #VBW 100 kHz #Sweep 1 s (518 pts)

Occupied Bandwidth Occ BW % Pwr 99.00 %

1.0933 MHz

x dB -26.00 dB

Transmit Freq Error -1.827 kHz

x dB Bandwidth 1.301 MHz

Copyright 2000-2012 Agilent Technologies

17.3. LTE Occupied Bandwidth(NTLV)(Subtest:3, Channel:132322, Bandwidth:1.4, Modulation:QPSK, RB Number: 6, RB Position:LOW)

Center Frequency (MHz)	OBW Power (%)	XdB Down (dB)	RBW (MHz)	Detector	OBW (MHz)	XdB Bandwidth (MHz)	Upper Limit (MHz)	Verdict
1745	99	26	0.027	Peak	1.087	1.291	1.4	Pass

Agilent
Measure

Ch Freq 1.745 GHz Trig Free

Occupied Bandwidth Averages: 2

Ref 30 dBm #Atten 30 dB

Center 1.745 000 GHz Span 2.8 MHz

#Res BW 27 kHz #VBW 100 kHz #Sweep 1 s (518 pts)

Meas Off

Channel Power

Occupied BW

ACP

Multi Carrier Power

Power Stat CCDF

More 1 of 2

Occupied Bandwidth	Occ BW % Pwr	99.00 %
1.0875 MHz	x dB	-26.00 dB
Transmit Freq Error		-1.446 kHz
x dB Bandwidth		1.291 MHz

Copyright 2000-2012 Agilent Technologies

17.4. LTE Occupied Bandwidth(NTLV)(Subtest:4, Channel:132322, Bandwidth:1.4, Modulation:Q16, RB Number: 6, RB Position:LOW)

Center Frequency (MHz)	OBW Power (%)	XdB Down (dB)	RBW (MHz)	Detector	OBW (MHz)	XdB Bandwidth (MHz)	Upper Limit (MHz)	Verdict
1745	99	26	0.027	Peak	1.086	1.263	1.4	Pass

Agilent

Measure

Ch Freq 1.745 GHz
Trig Free

Occupied Bandwidth
Averages: 2

Ref 30 dBm
#Atten 30 dB

#Peak
Log

10
dB/

Offst
10.5

dB

Center 1.745 000 GHz
Span 2.8 MHz

#Res BW 27 kHz
#VBW 100 kHz
#Sweep 1 s (518 pts)

Occupied Bandwidth	Occ BW % Pwr	99.00 %
1.0856 MHz	x dB	-26.00 dB
Transmit Freq Error		89.014 Hz
x dB Bandwidth		1.263 MHz

Copyright 2000-2012 Agilent Technologies

Meas Off

Channel Power

Occupied BW

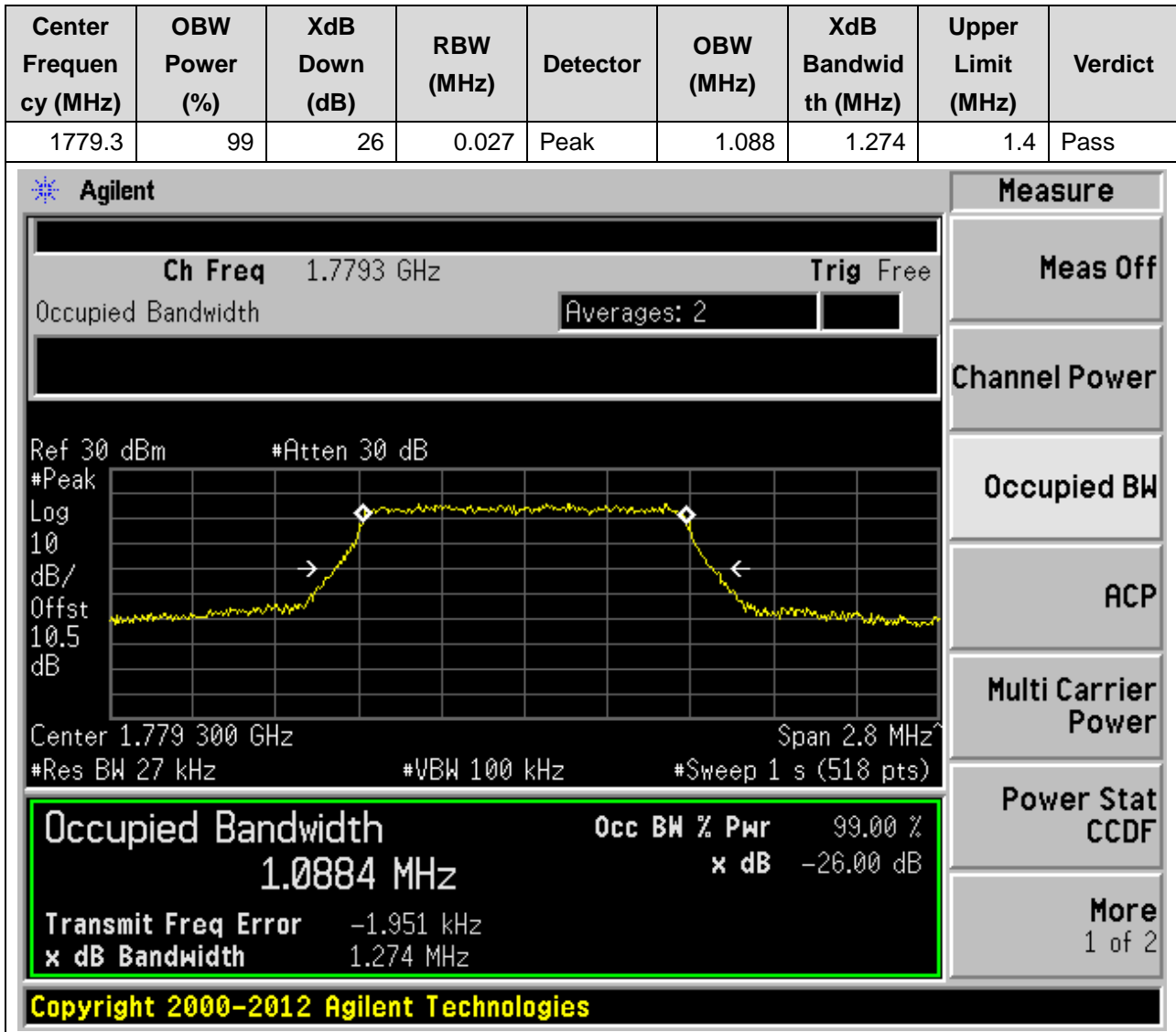
ACP

Multi Carrier Power

Power Stat CCDF

More
1 of 2

17.5. LTE Occupied Bandwidth(NTLV)(Subtest:5, Channel:132665, Bandwidth:1.4, Modulation:QPSK, RB Number: 6, RB Position:LOW)



17.6. LTE Occupied Bandwidth(NTLV)(Subtest:6, Channel:132665, Bandwidth:1.4, Modulation:Q16, RB Number: 6, RB Position:LOW)

Center Frequency (MHz)	OBW Power (%)	XdB Down (dB)	RBW (MHz)	Detector	OBW (MHz)	XdB Bandwidth (MHz)	Upper Limit (MHz)	Verdict
1779.3	99	26	0.027	Peak	1.088	1.282	1.4	Pass

Agilent
Measure

Ch Freq 1.7793 GHz Trig Free

Occupied Bandwidth Averages: 2

Ref 30 dBm #Atten 30 dB

Center 1.779 300 GHz Span 2.8 MHz

#Res BW 27 kHz #VBW 100 kHz #Sweep 1 s (518 pts)

Meas Off

Channel Power

Occupied BW

ACP

Multi Carrier Power

Power Stat CCDF

More 1 of 2

Occupied Bandwidth

1.0880 MHz

Transmit Freq Error -1.303 kHz

x dB Bandwidth 1.282 MHz

Occ BW % Pwr 99.00 %

x dB -26.00 dB

Copyright 2000-2012 Agilent Technologies

17.7. LTE Occupied Bandwidth(NTLV)(Subtest:7, Channel:131987, Bandwidth:3, Modulation:QPSK, RB Number: 15, RB Position:LOW)

Center Frequency (MHz)	OBW Power (%)	XdB Down (dB)	RBW (MHz)	Detector	OBW (MHz)	XdB Bandwidth (MHz)	Upper Limit (MHz)	Verdict
1711.5	99	26	0.062	Peak	2.686	2.918	3	Pass

Agilent

Measure

Ch Freq 1.7115 GHz
Trig Free

Occupied Bandwidth

Averages: 2

Ref 30 dBm
#Atten 30 dB

#Peak
Log

10
dB/

Offst
10.4

dB

Center 1.711 500 GHz
Span 6 MHz

#Res BW 62 kHz
#VBW 200 kHz
#Sweep 1 s (483 pts)

Occupied Bandwidth	Occ BW % Pwr	99.00 %
2.6861 MHz	x dB	-26.00 dB
Transmit Freq Error	-1.651 kHz	
x dB Bandwidth	2.918 MHz	

Meas Off

Channel Power

Occupied BW

ACP

Multi Carrier Power

Power Stat CCDF

More
1 of 2

Copyright 2000-2012 Agilent Technologies

17.8. LTE Occupied Bandwidth(NTLV)(Subtest:8, Channel:131987, Bandwidth:3, Modulation:Q16, RB Number: 15, RB Position:LOW)

Center Frequency (MHz)	OBW Power (%)	XdB Down (dB)	RBW (MHz)	Detector	OBW (MHz)	XdB Bandwidth (MHz)	Upper Limit (MHz)	Verdict
1711.5	99	26	0.062	Peak	2.683	2.909	3	Pass

Agilent

Measure
 Meas Off
 Channel Power
 Occupied BW
 ACP
 Multi Carrier Power
 Power Stat CCDF
 More
 1 of 2

Ch Freq 1.7115 GHz Trig Free

Occupied Bandwidth Averages: 2

Ref 30 dBm #Atten 30 dB

#Peak Log 10 dB/Offst 10.4 dB

Center 1.711 500 GHz Span 6 MHz

#Res BW 62 kHz #VBW 200 kHz #Sweep 1 s (483 pts)

Occupied Bandwidth Occ BW % Pwr 99.00 %

2.6833 MHz

x dB -26.00 dB

Transmit Freq Error -1.520 kHz

x dB Bandwidth 2.909 MHz

Copyright 2000-2012 Agilent Technologies

17.9. LTE Occupied Bandwidth(NTLV)(Subtest:9, Channel:132322, Bandwidth:3, Modulation:QPSK, RB Number: 15, RB Position:LOW)

Center Frequency (MHz)	OBW Power (%)	XdB Down (dB)	RBW (MHz)	Detector	OBW (MHz)	XdB Bandwidth (MHz)	Upper Limit (MHz)	Verdict
1745	99	26	0.062	Peak	2.689	2.914	3	Pass

Agilent
Measure

Ch Freq 1.745 GHz
Trig Free

Occupied Bandwidth
Averages: 2

Ref 30 dBm
#Atten 30 dB

#Peak
Log

10
dB/

Offst
10.5

dB

Center 1.745 000 GHz
Span 6 MHz

#Res BW 62 kHz
#VBW 200 kHz
#Sweep 1 s (483 pts)

Occupied Bandwidth
Occ BW % Pwr 99.00 %

2.6895 MHz
x dB -26.00 dB

Transmit Freq Error 2.922 kHz

x dB Bandwidth 2.914 MHz

Power Stat
CCDF

More
1 of 2

Copyright 2000-2012 Agilent Technologies

17.10. LTE Occupied Bandwidth(NTLV)(Subtest:10, Channel:132322, Bandwidth:3, Modulation:Q16, RB Number: 15, RB Position:LOW)

Center Frequency (MHz)	OBW Power (%)	XdB Down (dB)	RBW (MHz)	Detector	OBW (MHz)	XdB Bandwidth (MHz)	Upper Limit (MHz)	Verdict
1745	99	26	0.062	Peak	2.686	2.926	3	Pass

Agilent
Measure

Ch Freq 1.745 GHz Trig Free

Occupied Bandwidth Averages: 2

Ref 30 dBm #Atten 30 dB

Center 1.745 000 GHz Span 6 MHz

#Res BW 62 kHz #VBW 200 kHz #Sweep 1 s (483 pts)

Meas Off

Channel Power

Occupied BW

ACP

Multi Carrier Power

Power Stat CCDF

More 1 of 2

Occupied Bandwidth

2.6861 MHz

Transmit Freq Error -3.110 kHz

x dB Bandwidth 2.926 MHz

Occ BW % Pwr 99.00 %

x dB -26.00 dB

Copyright 2000-2012 Agilent Technologies

17.11. LTE Occupied Bandwidth(NTLV)(Subtest:11, Channel:132657, Bandwidth:3, Modulation:QPSK, RB Number: 15, RB Position:LOW)

Center Frequency (MHz)	OBW Power (%)	XdB Down (dB)	RBW (MHz)	Detector	OBW (MHz)	XdB Bandwidth (MHz)	Upper Limit (MHz)	Verdict
1778.5	99	26	0.062	Peak	2.685	2.927	3	Pass

Agilent
Measure

Ch Freq 1.7785 GHz Trig Free

Occupied Bandwidth Averages: 2

Meas Off

Channel Power

Occupied BW

ACP

Multi Carrier Power

Power Stat CCDF

More 1 of 2

Ref 30 dBm #Atten 30 dB

Center 1.778 500 GHz Span 6 MHz

#Res BW 62 kHz #VBW 200 kHz #Sweep 1 s (483 pts)

Occupied Bandwidth	Occ BW % Pwr	99.00 %
2.6854 MHz	x dB	-26.00 dB
Transmit Freq Error	-2.382 kHz	
x dB Bandwidth	2.927 MHz	

Copyright 2000-2012 Agilent Technologies

17.12. LTE Occupied Bandwidth(NTLV)(Subtest:12, Channel:132657, Bandwidth:3, Modulation:Q16, RB Number: 15, RB Position:LOW)

Center Frequency (MHz)	OBW Power (%)	XdB Down (dB)	RBW (MHz)	Detector	OBW (MHz)	XdB Bandwidth (MHz)	Upper Limit (MHz)	Verdict
1778.5	99	26	0.062	Peak	2.682	2.93	3	Pass

Agilent

Measure
 Meas Off
 Channel Power
 Occupied BW
 ACP
 Multi Carrier Power
 Power Stat CCDF
 More
 1 of 2

Ch Freq 1.7785 GHz Trig Free

Occupied Bandwidth Averages: 2

Ref 30 dBm #Atten 30 dB

#Peak Log 10 dB/Offst 10.5 dB

Center 1.778 500 GHz Span 6 MHz

#Res BW 62 kHz #VBW 200 kHz #Sweep 1 s (483 pts)

Occupied Bandwidth	Occ BW % Pwr	99.00 %
2.6816 MHz	x dB	-26.00 dB
Transmit Freq Error	-3.171 kHz	
x dB Bandwidth	2.930 MHz	

Copyright 2000-2012 Agilent Technologies

17.13. LTE Occupied Bandwidth(NTLV)(Subtest:13, Channel:131997, Bandwidth:5, Modulation:QPSK, RB Number: 25, RB Position:LOW)

Center Frequency (MHz)	OBW Power (%)	XdB Down (dB)	RBW (MHz)	Detector	OBW (MHz)	XdB Bandwidth (MHz)	Upper Limit (MHz)	Verdict
1712.5	99	26	0.1	Peak	4.496	4.933	5	Pass

Agilent

Measure

Ch Freq 1.7125 GHz
Trig Free

Occupied Bandwidth

Averages: 2

Ref 30 dBm
#Atten 30 dB

#Peak
Log

10
dB/

Offst
10.4

dB

Center 1.712 500 GHz
Span 10 MHz

#Res BW 100 kHz
#VBW 300 kHz
#Sweep 1 s (500 pts)

Occupied Bandwidth	Occ BW % Pwr	99.00 %
4.4964 MHz	x dB	-26.00 dB
Transmit Freq Error	-456.123 Hz	
x dB Bandwidth	4.933 MHz	

Meas Off

Channel Power

Occupied BW

ACP

Multi Carrier Power

Power Stat CCDF

More
1 of 2

Copyright 2000-2012 Agilent Technologies

17.14. LTE Occupied Bandwidth(NTLV)(Subtest:14, Channel:131997, Bandwidth:5, Modulation:Q16, RB Number: 25, RB Position:LOW)

Center Frequency (MHz)	OBW Power (%)	XdB Down (dB)	RBW (MHz)	Detector	OBW (MHz)	XdB Bandwidth (MHz)	Upper Limit (MHz)	Verdict
1712.5	99	26	0.1	Peak	4.487	4.883	5	Pass

Agilent

Measure
 Meas Off
 Channel Power
 Occupied BW
 ACP
 Multi Carrier Power
 Power Stat CCDF
 More
 1 of 2

Ch Freq 1.7125 GHz Trig Free

Occupied Bandwidth Averages: 2

Ref 30 dBm #Atten 30 dB

#Peak Log 10 dB/ Offst 10.4 dB

Center 1.712 500 GHz Span 10 MHz

#Res BW 100 kHz #VBW 300 kHz #Sweep 1 s (500 pts)

Occupied Bandwidth Occ BW % Pwr 99.00 %

4.4867 MHz

x dB -26.00 dB

Transmit Freq Error -566.830 Hz

x dB Bandwidth 4.883 MHz

Copyright 2000-2012 Agilent Technologies

17.15. LTE Occupied Bandwidth(NTLV)(Subtest:15, Channel:132322, Bandwidth:5, Modulation:QPSK, RB Number: 25, RB Position:LOW)

Center Frequency (MHz)	OBW Power (%)	XdB Down (dB)	RBW (MHz)	Detector	OBW (MHz)	XdB Bandwidth (MHz)	Upper Limit (MHz)	Verdict
1745	99	26	0.1	Peak	4.492	4.928	5	Pass

Agilent

Measure
 Meas Off
 Channel Power
 Occupied BW
 ACP
 Multi Carrier Power
 Power Stat CCDF
 More
 1 of 2

Ch Freq 1.745 GHz Trig Free

Occupied Bandwidth Averages: 2

Ref 30 dBm #Atten 30 dB

Center 1.745 000 GHz Span 10 MHz

#Res BW 100 kHz #VBW 300 kHz #Sweep 1 s (500 pts)

Occupied Bandwidth Occ BW % Pwr 99.00 %

4.4918 MHz

x dB -26.00 dB

Transmit Freq Error -3.482 kHz

x dB Bandwidth 4.928 MHz

Copyright 2000-2012 Agilent Technologies

17.16. LTE Occupied Bandwidth(NTLV)(Subtest:16, Channel:132322, Bandwidth:5, Modulation:Q16, RB Number: 25, RB Position:LOW)

Center Frequency (MHz)	OBW Power (%)	XdB Down (dB)	RBW (MHz)	Detector	OBW (MHz)	XdB Bandwidth (MHz)	Upper Limit (MHz)	Verdict
1745	99	26	0.1	Peak	4.493	4.932	5	Pass

Agilent

Measure

Ch Freq 1.745 GHz
Trig Free

Occupied Bandwidth
Averages: 2

Ref 30 dBm #Atten 30 dB

Center 1.745 000 GHz Span 10 MHz
 #Res BW 100 kHz #VBW 300 kHz #Sweep 1 s (500 pts)

Occupied Bandwidth	Occ BW % Pwr	99.00 %
4.4932 MHz	x dB	-26.00 dB
Transmit Freq Error	-1.183 kHz	
x dB Bandwidth	4.932 MHz	

Copyright 2000-2012 Agilent Technologies

Meas Off

Channel Power

Occupied BW

ACP

Multi Carrier Power

Power Stat CCDF

More
1 of 2

17.17. LTE Occupied Bandwidth(NTLV)(Subtest:17, Channel:132647, Bandwidth:5, Modulation:QPSK, RB Number: 25, RB Position:LOW)

Center Frequency (MHz)	OBW Power (%)	XdB Down (dB)	RBW (MHz)	Detector	OBW (MHz)	XdB Bandwidth (MHz)	Upper Limit (MHz)	Verdict
1777.5	99	26	0.1	Peak	4.485	4.914	5	Pass

Agilent

Measure
 Meas Off
 Channel Power
 Occupied BW
 ACP
 Multi Carrier Power
 Power Stat CCDF
 More
 1 of 2

Ch Freq 1.7775 GHz Trig Free

Occupied Bandwidth Averages: 2

Ref 30 dBm #Atten 30 dB

#Peak Log 10 dB/Offst 10.5 dB

Center 1.777 500 GHz Span 10 MHz

#Res BW 100 kHz #VBW 300 kHz #Sweep 1 s (500 pts)

Occupied Bandwidth Occ BW % Pwr 99.00 %

4.4847 MHz x dB -26.00 dB

Transmit Freq Error -1.717 kHz

x dB Bandwidth 4.914 MHz

Copyright 2000-2012 Agilent Technologies

17.18. LTE Occupied Bandwidth(NTLV)(Subtest:18, Channel:132647, Bandwidth:5, Modulation:Q16, RB Number: 25, RB Position:LOW)

Center Frequency (MHz)	OBW Power (%)	XdB Down (dB)	RBW (MHz)	Detector	OBW (MHz)	XdB Bandwidth (MHz)	Upper Limit (MHz)	Verdict
1777.5	99	26	0.1	Peak	4.49	4.969	5	Pass

Agilent

Ch Freq 1.7775 GHz Trig Free

Occupied Bandwidth Averages: 2

Ref 30 dBm #Atten 30 dB

#Peak Log 10 dB/Offst 10.5 dB

Center 1.777 500 GHz Span 10 MHz

#Res BW 100 kHz #VBW 300 kHz #Sweep 1 s (500 pts)

Occupied Bandwidth Occ BW % Pwr 99.00 %

4.4904 MHz x dB -26.00 dB

Transmit Freq Error 368.750 Hz

x dB Bandwidth 4.969 MHz

Copyright 2000-2012 Agilent Technologies

17.19. LTE Occupied Bandwidth(NTLV)(Subtest:19, Channel:132022, Bandwidth:10, Modulation:QPSK, RB Number: 50, RB Position:LOW)

Center Frequency (MHz)	OBW Power (%)	XdB Down (dB)	RBW (MHz)	Detector	OBW (MHz)	XdB Bandwidth (MHz)	Upper Limit (MHz)	Verdict
1715	99	26	0.2	Peak	8.983	9.816	10	Pass

Agilent

Measure

Ch Freq 1.715 GHz
Trig Free

Occupied Bandwidth
Averages: 2

Ref 30 dBm
#Atten 30 dB

#Peak
Log

10
dB/

Offst
10.4

dB

Center 1.715 00 GHz
Span 20 MHz

#Res BW 200 kHz
#VBW 620 kHz
#Sweep 1 s (500 pts)

Occupied Bandwidth	Occ BW % Pwr	99.00 %
8.9828 MHz	x dB	-26.00 dB
Transmit Freq Error	11.304 kHz	
x dB Bandwidth	9.816 MHz	

Copyright 2000-2012 Agilent Technologies

Meas Off

Channel Power

Occupied BW

ACP

Multi Carrier Power

Power Stat CCDF

More
1 of 2

17.20. LTE Occupied Bandwidth(NTLV)(Subtest:20, Channel:132022, Bandwidth:10, Modulation:Q16, RB Number: 50, RB Position:LOW)

Center Frequency (MHz)	OBW Power (%)	XdB Down (dB)	RBW (MHz)	Detector	OBW (MHz)	XdB Bandwidth (MHz)	Upper Limit (MHz)	Verdict
1715	99	26	0.2	Peak	8.966	9.78	10	Pass

Agilent

Ch Freq 1.715 GHz Trig Free

Occupied Bandwidth Averages: 2

Ref 30 dBm #Atten 30 dB

#Peak Log 10 dB/Offst 10.4 dB

Center 1.715 00 GHz Span 20 MHz

#Res BW 200 kHz #VBW 620 kHz #Sweep 1 s (500 pts)

Occupied Bandwidth Occ BW % Pwr 99.00 %
8.9662 MHz x dB -26.00 dB

Transmit Freq Error 7.596 kHz
 x dB Bandwidth 9.780 MHz

Copyright 2000-2012 Agilent Technologies

Measure
 Meas Off
 Channel Power
 Occupied BW
 ACP
 Multi Carrier Power
 Power Stat CCDF
 More
 1 of 2

17.21. LTE Occupied Bandwidth(NTLV)(Subtest:21, Channel:132322, Bandwidth:10, Modulation:QPSK, RB Number: 50, RB Position:LOW)

Center Frequency (MHz)	OBW Power (%)	XdB Down (dB)	RBW (MHz)	Detector	OBW (MHz)	XdB Bandwidth (MHz)	Upper Limit (MHz)	Verdict
1745	99	26	0.2	Peak	8.964	9.782	10	Pass

Agilent

Measure

Ch Freq 1.745 GHz
Trig Free

Occupied Bandwidth
Averages: 2

Ref 30 dBm
#Atten 30 dB

#Peak
Log

10
dB/

Offst
10.5

dB

Center 1.745 00 GHz
Span 20 MHz

#Res BW 200 kHz
#VBW 620 kHz
#Sweep 1 s (500 pts)

Occupied Bandwidth	Occ BW % Pwr	99.00 %
8.9643 MHz	x dB	-26.00 dB
Transmit Freq Error	2.645 kHz	
x dB Bandwidth	9.782 MHz	

Copyright 2000-2012 Agilent Technologies

Meas Off

Channel Power

Occupied BW

ACP

Multi Carrier Power

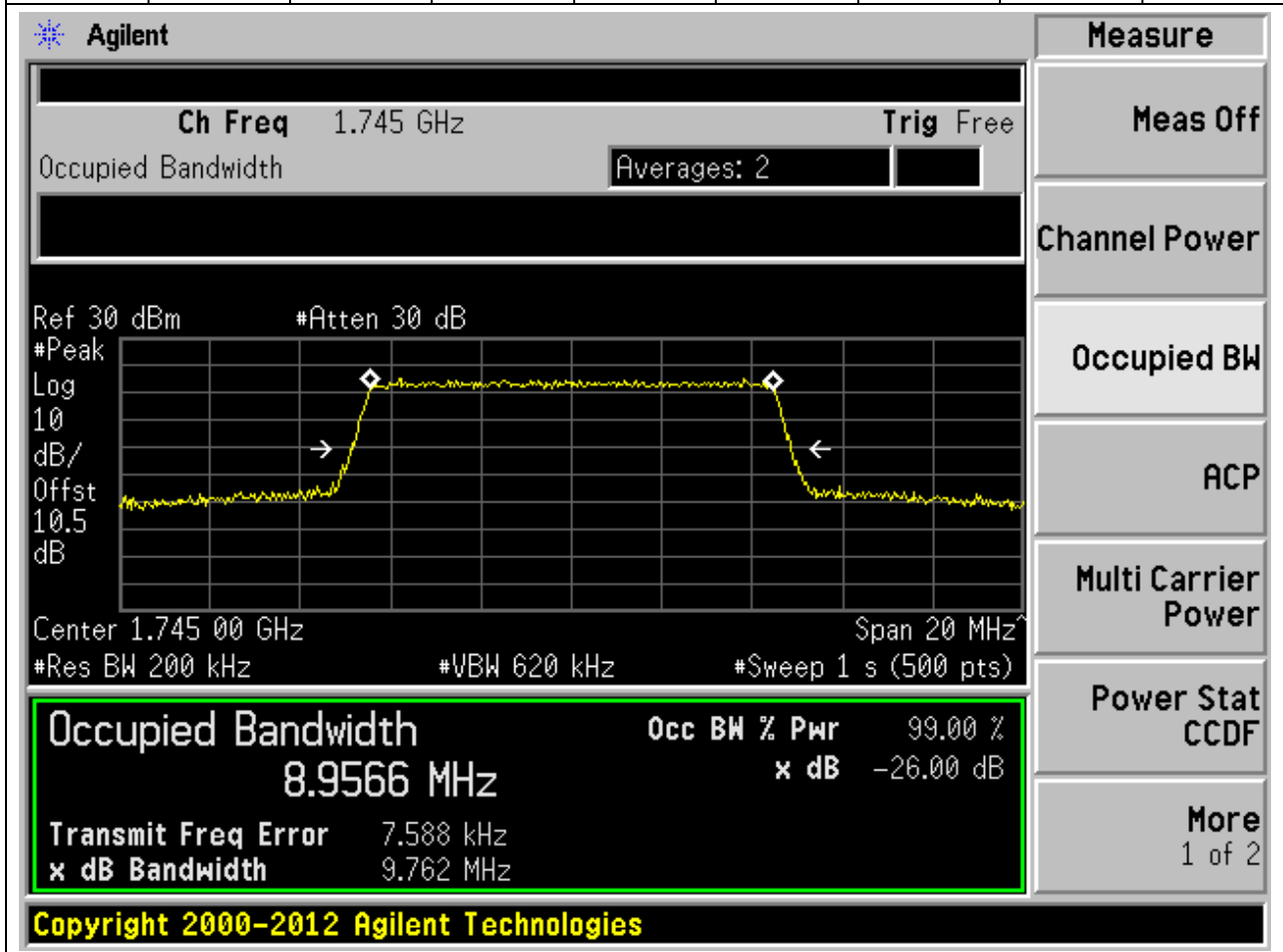
Power Stat CCDF

More

1 of 2

17.22. LTE Occupied Bandwidth(NTLV)(Subtest:22, Channel:132322, Bandwidth:10, Modulation:Q16, RB Number: 50, RB Position:LOW)

Center Frequency (MHz)	OBW Power (%)	XdB Down (dB)	RBW (MHz)	Detector	OBW (MHz)	XdB Bandwidth (MHz)	Upper Limit (MHz)	Verdict
1745	99	26	0.2	Peak	8.957	9.762	10	Pass



17.23. LTE Occupied Bandwidth(NTLV)(Subtest:23, Channel:132622, Bandwidth:10, Modulation:QPSK, RB Number: 50, RB Position:LOW)

Center Frequency (MHz)	OBW Power (%)	XdB Down (dB)	RBW (MHz)	Detector	OBW (MHz)	XdB Bandwidth (MHz)	Upper Limit (MHz)	Verdict
1775	99	26	0.2	Peak	8.958	9.796	10	Pass

Agilent
Measure

Ch Freq 1.775 GHz
Trig Free

Occupied Bandwidth
Averages: 2

Ref 30 dBm #Atten 30 dB

Center 1.775 00 GHz Span 20 MHz

#Res BW 200 kHz #VBW 620 kHz #Sweep 1 s (500 pts)

Occupied Bandwidth	Occ BW % Pwr	99.00 %
8.9584 MHz	x dB	-26.00 dB
Transmit Freq Error	-8.722 kHz	
x dB Bandwidth	9.796 MHz	

Copyright 2000-2012 Agilent Technologies

Meas Off

Channel Power

Occupied BW

ACP

Multi Carrier Power

Power Stat CCDF

More
1 of 2

17.24. LTE Occupied Bandwidth(NTLV)(Subtest:24, Channel:132622, Bandwidth:10, Modulation:Q16, RB Number: 50, RB Position:LOW)

Center Frequency (MHz)	OBW Power (%)	XdB Down (dB)	RBW (MHz)	Detector	OBW (MHz)	XdB Bandwidth (MHz)	Upper Limit (MHz)	Verdict
1775	99	26	0.2	Peak	8.964	9.77	10	Pass

Agilent

Measure
 Meas Off
 Channel Power
 Occupied BW
 ACP
 Multi Carrier Power
 Power Stat CCDF
 More
 1 of 2

Ch Freq 1.775 GHz Trig Free

Occupied Bandwidth Averages: 2

Ref 30 dBm #Atten 30 dB

#Peak Log 10 dB/Offst 10.5 dB

Center 1.775 00 GHz Span 20 MHz

#Res BW 200 kHz #VBW 620 kHz #Sweep 1 s (500 pts)

Occupied Bandwidth	Occ BW % Pwr	99.00 %
8.9641 MHz	x dB	-26.00 dB
Transmit Freq Error	-11.172 kHz	
x dB Bandwidth	9.770 MHz	

Copyright 2000-2012 Agilent Technologies

17.25. LTE Occupied Bandwidth(NTLV)(Subtest:25, Channel:132047, Bandwidth:15, Modulation:QPSK, RB Number: 75, RB Position:LOW)

Center Frequency (MHz)	OBW Power (%)	XdB Down (dB)	RBW (MHz)	Detector	OBW (MHz)	XdB Bandwidth (MHz)	Upper Limit (MHz)	Verdict
1717.5	99	26	0.3	Peak	13.437	14.64	15	Pass

Agilent
Measure

Ch Freq 1.7175 GHz
Trig Free

Occupied Bandwidth
Averages: 2

Ref 30 dBm #Atten 30 dB

Center 1.717 50 GHz Span 30 MHz

#Res BW 300 kHz #VBW 1 MHz #Sweep 1 s (500 pts)

Occupied Bandwidth	Occ BW % Pwr	99.00 %
13.4366 MHz	x dB	-26.00 dB
Transmit Freq Error	2.048 kHz	
x dB Bandwidth	14.640 MHz	

Copyright 2000-2012 Agilent Technologies

Meas Off

Channel Power

Occupied BW

ACP

Multi Carrier Power

Power Stat CCDF

More
1 of 2

17.26. LTE Occupied Bandwidth(NTLV)(Subtest:26, Channel:132047, Bandwidth:15, Modulation:Q16, RB Number: 75, RB Position:LOW)

Center Frequency (MHz)	OBW Power (%)	XdB Down (dB)	RBW (MHz)	Detector	OBW (MHz)	XdB Bandwidth (MHz)	Upper Limit (MHz)	Verdict
1717.5	99	26	0.3	Peak	13.426	14.633	15	Pass

Agilent

Measure
 Meas Off
 Channel Power
Occupied BW
 ACP
 Multi Carrier Power
 Power Stat CCDF
 More
 1 of 2

Ch Freq 1.7175 GHz Trig Free

Occupied Bandwidth Averages: 2

Ref 30 dBm #Atten 30 dB

#Peak Log 10 dB/Offst 10.4 dB

Center 1.717 50 GHz Span 30 MHz

#Res BW 300 kHz #VBW 1 MHz #Sweep 1 s (500 pts)

Occupied Bandwidth	Occ BW % Pwr	99.00 %
13.4260 MHz	x dB	-26.00 dB
Transmit Freq Error	3.757 kHz	
x dB Bandwidth	14.633 MHz	

Copyright 2000-2012 Agilent Technologies

17.27. LTE Occupied Bandwidth(NTLV)(Subtest:27, Channel:132322, Bandwidth:15, Modulation:QPSK, RB Number: 75, RB Position:LOW)

Center Frequency (MHz)	OBW Power (%)	XdB Down (dB)	RBW (MHz)	Detector	OBW (MHz)	XdB Bandwidth (MHz)	Upper Limit (MHz)	Verdict
1745	99	26	0.3	Peak	13.423	14.579	15	Pass

Agilent

Measure

Ch Freq 1.745 GHz
Trig Free

Occupied Bandwidth

Averages: 2

Ref 30 dBm
#Atten 30 dB

#Peak
Log

10
dB/

Offst
10.5

dB

Center 1.745 00 GHz
Span 30 MHz

#Res BW 300 kHz
#VBW 1 MHz
#Sweep 1 s (500 pts)

Occupied Bandwidth	Occ BW % Pwr	99.00 %
13.4226 MHz	x dB	-26.00 dB
Transmit Freq Error	-1.369 kHz	
x dB Bandwidth	14.579 MHz	

Meas Off

Channel Power

Occupied BW

ACP

Multi Carrier Power

Power Stat CCDF

More
1 of 2

Copyright 2000-2012 Agilent Technologies

17.28. LTE Occupied Bandwidth(NTLV)(Subtest:28, Channel:132322, Bandwidth:15, Modulation:Q16, RB Number: 75, RB Position:LOW)

Center Frequency (MHz)	OBW Power (%)	XdB Down (dB)	RBW (MHz)	Detector	OBW (MHz)	XdB Bandwidth (MHz)	Upper Limit (MHz)	Verdict
1745	99	26	0.3	Peak	13.429	14.62	15	Pass

Agilent

Measure
 Meas Off
 Channel Power
 Occupied BW
 ACP
 Multi Carrier Power
 Power Stat CCDF
 More
 1 of 2

Ch Freq 1.745 GHz Trig Free

Occupied Bandwidth Averages: 2

Ref 30 dBm #Atten 30 dB

#Peak Log 10 dB/Offst 10.5 dB

Center 1.745 00 GHz Span 30 MHz

#Res BW 300 kHz #VBW 1 MHz #Sweep 1 s (500 pts)

Occupied Bandwidth Occ BW % Pwr 99.00 %

13.4294 MHz x dB -26.00 dB

Transmit Freq Error 2.651 kHz

x dB Bandwidth 14.620 MHz

Copyright 2000-2012 Agilent Technologies

17.29. LTE Occupied Bandwidth(NTLV)(Subtest:29, Channel:132597, Bandwidth:15, Modulation:QPSK, RB Number: 75, RB Position:LOW)

Center Frequency (MHz)	OBW Power (%)	XdB Down (dB)	RBW (MHz)	Detector	OBW (MHz)	XdB Bandwidth (MHz)	Upper Limit (MHz)	Verdict
1772.5	99	26	0.3	Peak	13.415	14.698	15	Pass

The screenshot displays the Agilent spectrum analyzer interface. The main display shows a spectrum plot with a yellow trace. The 'Occupied Bandwidth' measurement is highlighted in a green box. The results are as follows:

Measurement	Value
Occupied Bandwidth	13.4151 MHz
Occ BW % Pwr	99.00 %
x dB	-26.00 dB
Transmit Freq Error	-14.366 kHz
x dB Bandwidth	14.698 MHz

Other visible parameters include: Ch Freq 1.7725 GHz, Trig Free, Averages: 2, Ref 30 dBm, #Atten 30 dB, #Peak Log 10 dB/Offst 10.5 dB, Center 1.7725 GHz, Span 30 MHz, #Res BW 300 kHz, #VBW 1 MHz, #Sweep 1 s (500 pts).

Copyright 2000-2012 Agilent Technologies

17.30. LTE Occupied Bandwidth(NTLV)(Subtest:30, Channel:132597, Bandwidth:15, Modulation:Q16, RB Number: 75, RB Position:LOW)

Center Frequency (MHz)	OBW Power (%)	XdB Down (dB)	RBW (MHz)	Detector	OBW (MHz)	XdB Bandwidth (MHz)	Upper Limit (MHz)	Verdict
1772.5	99	26	0.3	Peak	13.46	14.56	15	Pass

Agilent

Measure

Ch Freq 1.7725 GHz
Trig Free

Occupied Bandwidth
Averages: 2

Ref 30 dBm
#Atten 30 dB

#Peak
Log

10
dB/

Offst
10.5

dB

Center 1.772 50 GHz
Span 30 MHz

#Res BW 300 kHz
#VBW 1 MHz
#Sweep 1 s (500 pts)

Occupied Bandwidth	Occ BW % Pwr	99.00 %
13.4599 MHz	x dB	-26.00 dB
Transmit Freq Error	-4.844 kHz	
x dB Bandwidth	14.560 MHz	

Meas Off

Channel Power

Occupied BW

ACP

Multi Carrier Power

Power Stat

CCDF

More
1 of 2

Copyright 2000-2012 Agilent Technologies

17.31. LTE Occupied Bandwidth(NTLV)(Subtest:31, Channel:132072, Bandwidth:20, Modulation:QPSK, RB Number: 100, RB Position:LOW)

Center Frequency (MHz)	OBW Power (%)	XdB Down (dB)	RBW (MHz)	Detector	OBW (MHz)	XdB Bandwidth (MHz)	Upper Limit (MHz)	Verdict
1720	99	26	0.39	Peak	17.917	19.318	20	Pass

Agilent
Measure

Ch Freq 1.72 GHz
Trig Free

Occupied Bandwidth
Averages: 2

Ref 30 dBm
#Atten 30 dB

#Peak
Log

10
dB/

Offst
10.4

dB

Center 1.720 00 GHz
Span 40 MHz

#Res BW 390 kHz
#VBW 1.2 MHz
#Sweep 1 s (512 pts)

Occupied Bandwidth	Occ BW % Pwr	99.00 %
17.9170 MHz	x dB	-26.00 dB
Transmit Freq Error		8.953 kHz
x dB Bandwidth		19.318 MHz

Power Stat
CCDF

More
1 of 2

Copyright 2000-2012 Agilent Technologies

17.32. LTE Occupied Bandwidth(NTLV)(Subtest:32, Channel:132072, Bandwidth:20, Modulation:Q16, RB Number: 100, RB Position:LOW)

Center Frequency (MHz)	OBW Power (%)	XdB Down (dB)	RBW (MHz)	Detector	OBW (MHz)	XdB Bandwidth (MHz)	Upper Limit (MHz)	Verdict
1720	99	26	0.39	Peak	17.947	19.387	20	Pass

Agilent
Measure

Ch Freq 1.72 GHz Trig Free

Occupied Bandwidth Averages: 2

Ref 30 dBm #Atten 30 dB

Center 1.720 00 GHz Span 40 MHz

#Res BW 390 kHz #VBW 1.2 MHz #Sweep 1 s (512 pts)

Meas Off

Channel Power

Occupied BW

ACP

Multi Carrier Power

Power Stat CCDF

More 1 of 2

Occupied Bandwidth

17.9473 MHz

Occ BW % Pwr 99.00 %

x dB -26.00 dB

Transmit Freq Error 23.320 kHz

x dB Bandwidth 19.387 MHz

Copyright 2000-2012 Agilent Technologies

17.33. LTE Occupied Bandwidth(NTLV)(Subtest:33, Channel:132322, Bandwidth:20, Modulation:QPSK, RB Number: 100, RB Position:LOW)

Center Frequency (MHz)	OBW Power (%)	XdB Down (dB)	RBW (MHz)	Detector	OBW (MHz)	XdB Bandwidth (MHz)	Upper Limit (MHz)	Verdict
1745	99	26	0.39	Peak	17.889	19.39	20	Pass

Agilent
Measure

Ch Freq 1.745 GHz
Trig Free

Occupied Bandwidth
Averages: 2

Ref 30 dBm #Atten 30 dB

Center 1.745 00 GHz Span 40 MHz
 #Res BW 390 kHz #VBW 1.2 MHz #Sweep 1 s (512 pts)

Occupied Bandwidth	Occ BW % Pwr	99.00 %
17.8886 MHz	x dB	-26.00 dB
Transmit Freq Error	5.619 kHz	
x dB Bandwidth	19.390 MHz	

Copyright 2000-2012 Agilent Technologies

Meas Off

Channel Power

Occupied BW

ACP

Multi Carrier Power

Power Stat CCDF

More
1 of 2

17.34. LTE Occupied Bandwidth(NTLV)(Subtest:34, Channel:132322, Bandwidth:20, Modulation:Q16, RB Number: 100, RB Position:LOW)

Center Frequency (MHz)	OBW Power (%)	XdB Down (dB)	RBW (MHz)	Detector	OBW (MHz)	XdB Bandwidth (MHz)	Upper Limit (MHz)	Verdict
1745	99	26	0.39	Peak	17.931	19.458	20	Pass

Agilent
Measure

Ch Freq 1.745 GHz
Trig Free

Occupied Bandwidth
Averages: 2

Ref 30 dBm
#Atten 30 dB

#Peak
Log

10
dB/

Offst
10.5

dB

Center 1.745 00 GHz
Span 40 MHz

#Res BW 390 kHz
#VBW 1.2 MHz
#Sweep 1 s (512 pts)

Occupied Bandwidth	Occ BW % Pwr	99.00 %
17.9309 MHz	x dB	-26.00 dB
Transmit Freq Error	-2.045 kHz	
x dB Bandwidth	19.458 MHz	

Power Stat
CCDF

More
1 of 2

Copyright 2000-2012 Agilent Technologies

17.35. LTE Occupied Bandwidth(NTLV)(Subtest:35, Channel:132572, Bandwidth:20, Modulation:QPSK, RB Number: 100, RB Position:LOW)

Center Frequency (MHz)	OBW Power (%)	XdB Down (dB)	RBW (MHz)	Detector	OBW (MHz)	XdB Bandwidth (MHz)	Upper Limit (MHz)	Verdict
1770	99	26	0.39	Peak	17.924	19.526	20	Pass

Agilent
Measure

Ch Freq 1.77 GHz
Trig Free

Occupied Bandwidth
Averages: 2

Ref 30 dBm #Atten 30 dB

Center 1.770 00 GHz Span 40 MHz
 #Res BW 390 kHz #VBW 1.2 MHz #Sweep 1 s (512 pts)

Occupied Bandwidth	Occ BW % Pwr 99.00 %
17.9239 MHz	x dB -26.00 dB
Transmit Freq Error	-24.783 kHz
x dB Bandwidth	19.526 MHz

Copyright 2000-2012 Agilent Technologies

Meas Off

Channel Power

Occupied BW

ACP

Multi Carrier Power

Power Stat CCDF

More
1 of 2

17.36. LTE Occupied Bandwidth(NTLV)(Subtest:36, Channel:132572, Bandwidth:20, Modulation:Q16, RB Number: 100, RB Position:LOW)

Center Frequency (MHz)	OBW Power (%)	XdB Down (dB)	RBW (MHz)	Detector	OBW (MHz)	XdB Bandwidth (MHz)	Upper Limit (MHz)	Verdict
1770	99	26	0.39	Peak	17.899	19.387	20	Pass

Agilent
Measure

Ch Freq 1.77 GHz
Trig Free

Occupied Bandwidth
Averages: 2

Ref 30 dBm #Atten 30 dB

Center 1.770 00 GHz Span 40 MHz
#Res BW 390 kHz #VBW 1.2 MHz #Sweep 1 s (512 pts)

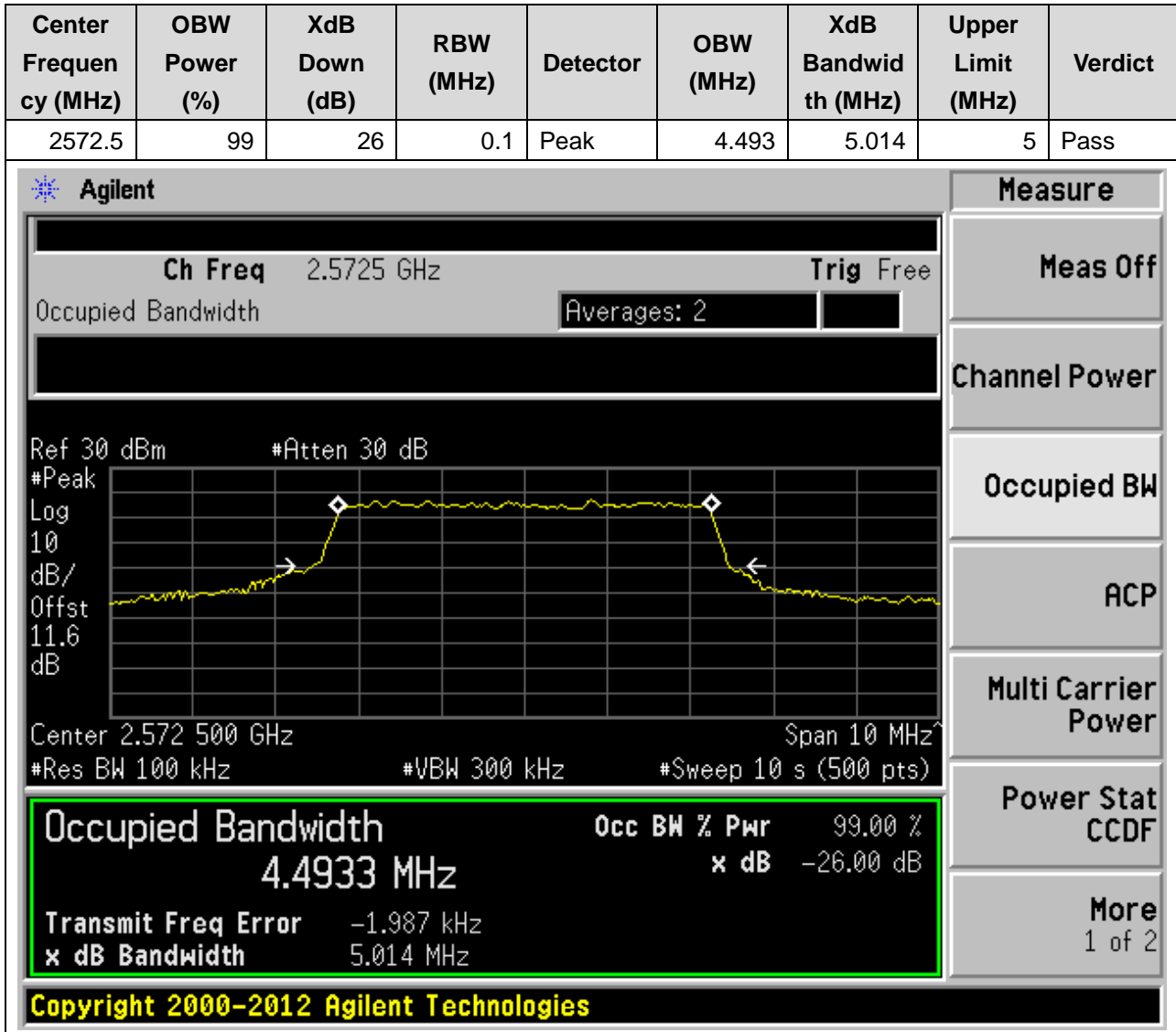
Occupied Bandwidth	Occ BW % Pwr	99.00 %
17.8992 MHz	x dB	-26.00 dB
Transmit Freq Error	-11.988 kHz	
x dB Bandwidth	19.387 MHz	

Power Stat CCDF
More 1 of 2

Copyright 2000-2012 Agilent Technologies

18. LTE_Band38

18.1. LTE Occupied Bandwidth(NTLV)(Subtest:1, Channel:37775, Bandwidth:5, Modulation:QPSK, RB Number: 25, RB Position:LOW)



18.2. LTE Occupied Bandwidth(NTLV)(Subtest:2, Channel:37775, Bandwidth:5, Modulation:Q16, RB Number: 25, RB Position:LOW)

Center Frequency (MHz)	OBW Power (%)	XdB Down (dB)	RBW (MHz)	Detector	OBW (MHz)	XdB Bandwidth (MHz)	Upper Limit (MHz)	Verdict
2572.5	99	26	0.1	Peak	4.495	5.232	5	Pass

Agilent

Ch Freq 2.5725 GHz Trig Free

Occupied Bandwidth Averages: 2

Ref 30 dBm #Atten 30 dB

#Peak Log 10 dB/Offst 11.6 dB

Center 2.572 500 GHz Span 10 MHz

#Res BW 100 kHz #VBW 300 kHz #Sweep 10 s (500 pts)

Occupied Bandwidth Occ BW % Pwr 99.00 %
4.4948 MHz x dB -26.00 dB

Transmit Freq Error -3.114 kHz
 x dB Bandwidth 5.232 MHz

Copyright 2000-2012 Agilent Technologies

18.3. LTE Occupied Bandwidth(NTLV)(Subtest:3, Channel:38000, Bandwidth:5, Modulation:QPSK, RB Number: 25, RB Position:LOW)

Center Frequency (MHz)	OBW Power (%)	XdB Down (dB)	RBW (MHz)	Detector	OBW (MHz)	XdB Bandwidth (MHz)	Upper Limit (MHz)	Verdict
2595	99	26	0.1	Peak	4.509	5.22	5	Pass

Agilent

Measure
 Meas Off
 Channel Power
 Occupied BW
 ACP
 Multi Carrier Power
 Power Stat CCDF
 More
 1 of 2

Ch Freq 2.595 GHz Trig Free

Occupied Bandwidth Averages: 2

Ref 30 dBm #Atten 30 dB

Center 2.595 000 GHz Span 10 MHz

#Res BW 100 kHz #VBW 300 kHz #Sweep 10 s (500 pts)

Occupied Bandwidth Occ BW % Pwr 99.00 %

4.5093 MHz

x dB -26.00 dB

Transmit Freq Error -3.443 kHz

x dB Bandwidth 5.220 MHz

Copyright 2000-2012 Agilent Technologies

18.4. LTE Occupied Bandwidth(NTLV)(Subtest:4, Channel:38000, Bandwidth:5, Modulation:Q16, RB Number: 25, RB Position:LOW)

Center Frequency (MHz)	OBW Power (%)	XdB Down (dB)	RBW (MHz)	Detector	OBW (MHz)	XdB Bandwidth (MHz)	Upper Limit (MHz)	Verdict
2595	99	26	0.1	Peak	4.484	4.993	5	Pass

Agilent

Measure

Ch Freq 2.595 GHz
Trig Free

Occupied Bandwidth

Averages: 2

Ref 30 dBm
#Atten 30 dB

#Peak
Log

10
dB/

Offst
11.7

dB

Center 2.595 000 GHz
Span 10 MHz

#Res BW 100 kHz
#VBW 300 kHz
#Sweep 10 s (500 pts)

Occupied Bandwidth	Occ BW % Pwr	99.00 %
4.4845 MHz	x dB	-26.00 dB
Transmit Freq Error	-2.390 kHz	
x dB Bandwidth	4.993 MHz	

Meas Off

Channel Power

Occupied BW

ACP

Multi Carrier Power

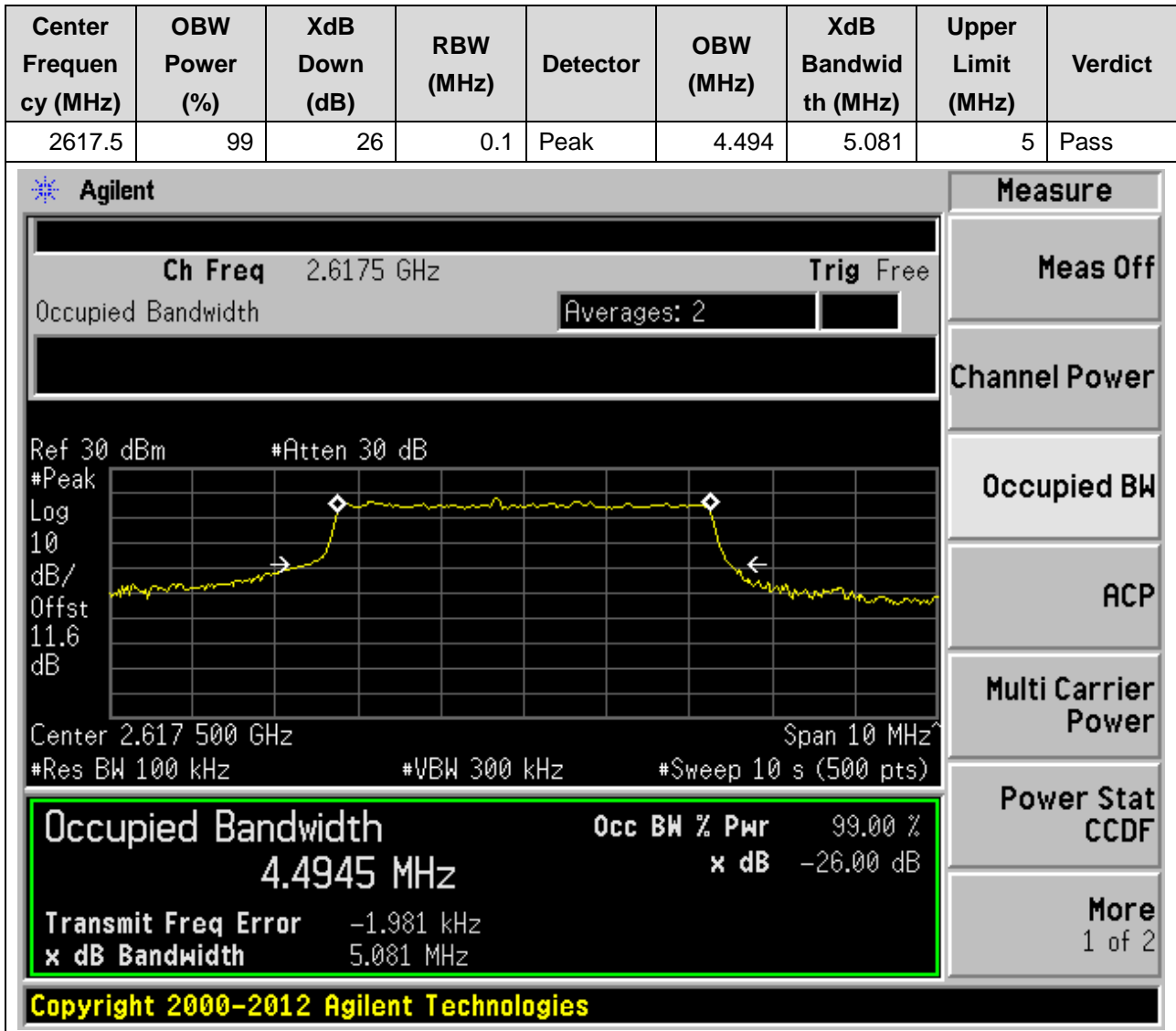
Power Stat CCDF

More

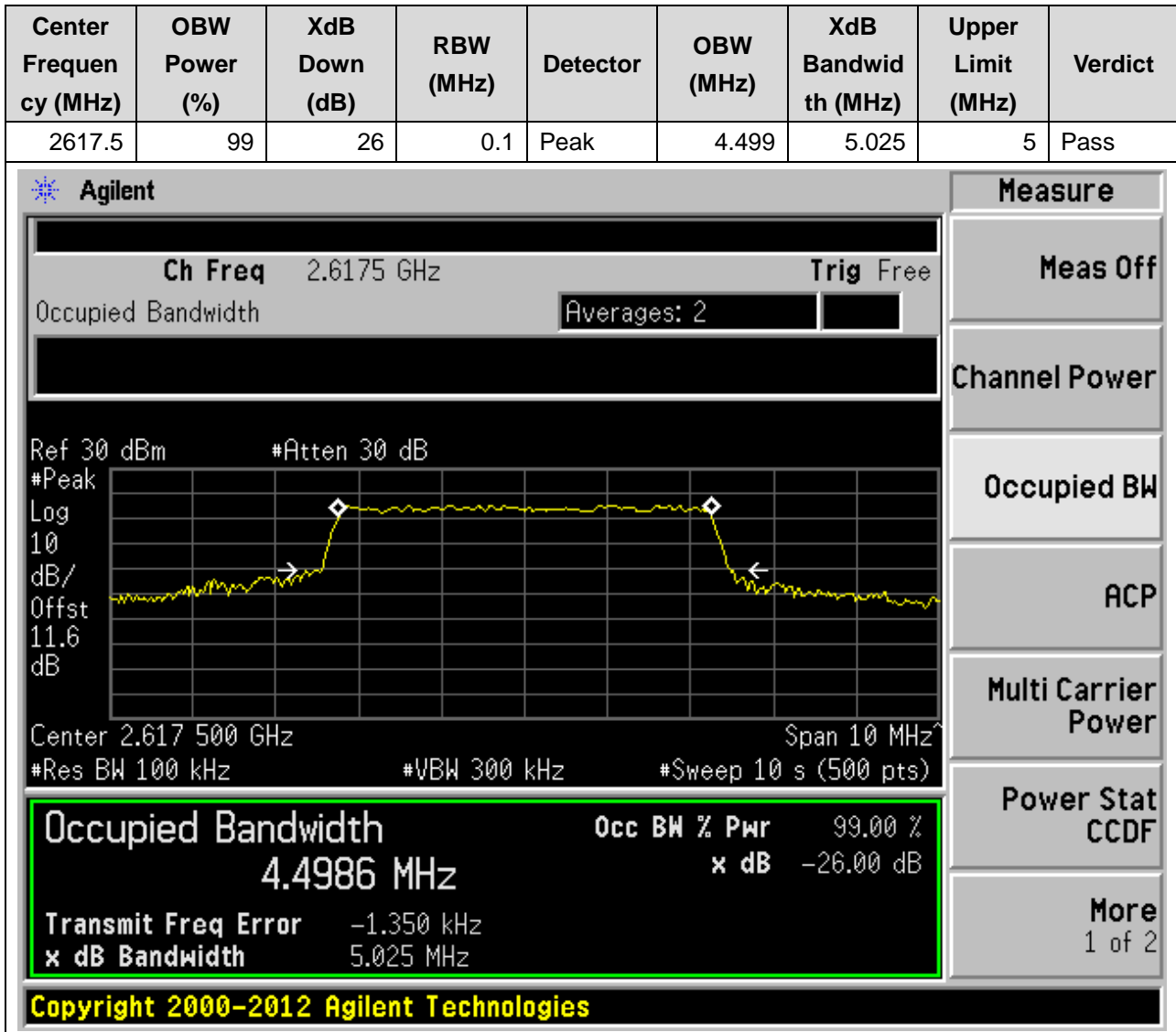
1 of 2

Copyright 2000-2012 Agilent Technologies

18.5. LTE Occupied Bandwidth(NTLV)(Subtest:5, Channel:38225, Bandwidth:5, Modulation:QPSK, RB Number: 25, RB Position:LOW)



18.6. LTE Occupied Bandwidth(NTLV)(Subtest:6, Channel:38225, Bandwidth:5, Modulation:Q16, RB Number: 25, RB Position:LOW)



18.7. LTE Occupied Bandwidth(NTLV)(Subtest:7, Channel:37800, Bandwidth:10, Modulation:QPSK, RB Number: 50, RB Position:LOW)

Center Frequency (MHz)	OBW Power (%)	XdB Down (dB)	RBW (MHz)	Detector	OBW (MHz)	XdB Bandwidth (MHz)	Upper Limit (MHz)	Verdict
2575	99	26	0.2	Peak	8.989	10.717	10	Pass

The screenshot displays the Agilent spectrum analyzer interface. At the top, it shows 'Ch Freq 2.575 GHz' and 'Trig Free'. The main display area shows a spectrum plot with a yellow trace. The plot parameters include 'Ref 30 dBm', '#Atten 30 dB', 'Log 10 dB/Offst 11.6 dB', 'Center 2.575 00 GHz', 'Span 20 MHz', '#Res BW 200 kHz', '#VBW 620 kHz', and '#Sweep 10 s (500 pts)'. A green box highlights the 'Occupied Bandwidth' measurement results: 'Occupied Bandwidth 8.9888 MHz', 'Occ BW % Pwr 99.00 %', and 'x dB -26.00 dB'. Other parameters shown are 'Transmit Freq Error 9.423 kHz' and 'x dB Bandwidth 10.717 MHz'. On the right side, there is a 'Measure' menu with options: 'Meas Off', 'Channel Power', 'Occupied BW', 'ACP', 'Multi Carrier Power', 'Power Stat CCDF', and 'More 1 of 2'. At the bottom, it says 'Copyright 2000-2012 Agilent Technologies'.

18.8. LTE Occupied Bandwidth(NTLV)(Subtest:8, Channel:37800, Bandwidth:10, Modulation:Q16, RB Number: 50, RB Position:LOW)

Center Frequency (MHz)	OBW Power (%)	XdB Down (dB)	RBW (MHz)	Detector	OBW (MHz)	XdB Bandwidth (MHz)	Upper Limit (MHz)	Verdict
2575	99	26	0.2	Peak	8.995	10.303	10	Pass

Agilent

Measure
 Meas Off
 Channel Power
Occupied BW
 ACP
 Multi Carrier Power
 Power Stat CCDF
 More
 1 of 2

Ch Freq 2.575 GHz Trig Free

Occupied Bandwidth Averages: 2

Ref 30 dBm #Atten 30 dB

#Peak Log 10 dB/Offst 11.6 dB

Center 2.575 00 GHz Span 20 MHz

#Res BW 200 kHz #VBW 620 kHz #Sweep 10 s (500 pts)

Occupied Bandwidth Occ BW % Pwr 99.00 %

8.9953 MHz x dB -26.00 dB

Transmit Freq Error 3.158 kHz

x dB Bandwidth 10.303 MHz

Copyright 2000-2012 Agilent Technologies

18.9. LTE Occupied Bandwidth(NTLV)(Subtest:9, Channel:38000, Bandwidth:10, Modulation:QPSK, RB Number: 50, RB Position:LOW)

Center Frequency (MHz)	OBW Power (%)	XdB Down (dB)	RBW (MHz)	Detector	OBW (MHz)	XdB Bandwidth (MHz)	Upper Limit (MHz)	Verdict
2595	99	26	0.2	Peak	8.998	10.644	10	Pass

Agilent

Measure
 Meas Off
 Channel Power
 Occupied BW
 ACP
 Multi Carrier Power
 Power Stat CCDF
 More
 1 of 2

Ch Freq 2.595 GHz Trig Free

Occupied Bandwidth Averages: 2

Ref 30 dBm #Atten 30 dB

#Peak Log 10 dB/Offst 11.7 dB

Center 2.595 00 GHz Span 20 MHz

#Res BW 200 kHz #VBW 620 kHz #Sweep 10 s (500 pts)

Occupied Bandwidth Occ BW % Pwr 99.00 %

8.9981 MHz x dB -26.00 dB

Transmit Freq Error -1.558 kHz

x dB Bandwidth 10.644 MHz

Copyright 2000-2012 Agilent Technologies

18.10. LTE Occupied Bandwidth(NTLV)(Subtest:10, Channel:38000, Bandwidth:10, Modulation:Q16, RB Number: 50, RB Position:LOW)

Center Frequency (MHz)	OBW Power (%)	XdB Down (dB)	RBW (MHz)	Detector	OBW (MHz)	XdB Bandwidth (MHz)	Upper Limit (MHz)	Verdict
2595	99	26	0.2	Peak	8.962	10.34	10	Pass

Agilent

Measure
 Meas Off
 Channel Power
Occupied BW
 ACP
 Multi Carrier Power
 Power Stat CCDF
 More
 1 of 2

Ch Freq 2.595 GHz Trig Free

Occupied Bandwidth Averages: 2

Ref 30 dBm #Atten 30 dB

Center 2.595 00 GHz Span 20 MHz

#Res BW 200 kHz #VBW 620 kHz #Sweep 10 s (500 pts)

Occupied Bandwidth	Occ BW % Pwr	99.00 %
8.9624 MHz	x dB	-26.00 dB
Transmit Freq Error	-139.645 Hz	
x dB Bandwidth	10.340 MHz	

Copyright 2000-2012 Agilent Technologies

18.11. LTE Occupied Bandwidth(NTLV)(Subtest:11, Channel:38200, Bandwidth:10, Modulation:QPSK, RB Number: 50, RB Position:LOW)

Center Frequency (MHz)	OBW Power (%)	XdB Down (dB)	RBW (MHz)	Detector	OBW (MHz)	XdB Bandwidth (MHz)	Upper Limit (MHz)	Verdict
2615	99	26	0.2	Peak	8.992	10.575	10	Pass

Agilent

Measure

Ch Freq 2.615 GHz
Trig Free

Occupied Bandwidth

Averages: 2

Ref 30 dBm
#Atten 30 dB

#Peak
Log

10
dB/

Offst
11.6

dB

Center 2.615 00 GHz
Span 20 MHz

#Res BW 200 kHz
#VBW 620 kHz
#Sweep 10 s (500 pts)

Occupied Bandwidth	Occ BW % Pwr	99.00 %
8.9915 MHz	x dB	-26.00 dB
Transmit Freq Error	-14.389 kHz	
x dB Bandwidth	10.575 MHz	

Meas Off

Channel Power

Occupied BW

ACP

Multi Carrier Power

Power Stat

CCDF

More

1 of 2

Copyright 2000-2012 Agilent Technologies

18.12. LTE Occupied Bandwidth(NTLV)(Subtest:12, Channel:38200, Bandwidth:10, Modulation:Q16, RB Number: 50, RB Position:LOW)

Center Frequency (MHz)	OBW Power (%)	XdB Down (dB)	RBW (MHz)	Detector	OBW (MHz)	XdB Bandwidth (MHz)	Upper Limit (MHz)	Verdict
2615	99	26	0.2	Peak	8.988	11.003	10	Pass

Agilent

Measure

Ch Freq 2.615 GHz
Trig Free

Occupied Bandwidth

Averages: 2

Ref 30 dBm
#Atten 30 dB

#Peak
Log

10
dB/

Offst
11.6

dB

Center 2.615 00 GHz
Span 20 MHz

#Res BW 200 kHz
#VBW 620 kHz
#Sweep 10 s (500 pts)

Occupied Bandwidth	Occ BW % Pwr 99.00 %
8.9880 MHz	x dB -26.00 dB
Transmit Freq Error -1.766 kHz	
x dB Bandwidth 11.003 MHz	

Meas Off

Channel Power

Occupied BW

ACP

Multi Carrier Power

Power Stat CCDF

More
1 of 2

Copyright 2000-2012 Agilent Technologies

18.13. LTE Occupied Bandwidth(NTLV)(Subtest:13, Channel:37825, Bandwidth:15, Modulation:QPSK, RB Number: 75, RB Position:LOW)

Center Frequency (MHz)	OBW Power (%)	XdB Down (dB)	RBW (MHz)	Detector	OBW (MHz)	XdB Bandwidth (MHz)	Upper Limit (MHz)	Verdict
2577.5	99	26	0.3	Peak	13.469	15.218	15	Pass

Agilent

Measure

Ch Freq 2.5775 GHz
Trig Free

Occupied Bandwidth

Averages: 2

Ref 30 dBm
#Atten 30 dB

#Peak
Log

10
dB/

Offst
11.6

dB

Center 2.577 50 GHz
Span 30 MHz

#Res BW 300 kHz
#VBW 1 MHz
#Sweep 10 s (500 pts)

Occupied Bandwidth	Occ BW % Pwr	99.00 %
13.4687 MHz	x dB	-26.00 dB
Transmit Freq Error	3.172 kHz	
x dB Bandwidth	15.218 MHz	

Meas Off

Channel Power

Occupied BW

ACP

Multi Carrier Power

Power Stat CCDF

More
1 of 2

Copyright 2000-2012 Agilent Technologies

18.14. LTE Occupied Bandwidth(NTLV)(Subtest:14, Channel:37825, Bandwidth:15, Modulation:Q16, RB Number: 75, RB Position:LOW)

Center Frequency (MHz)	OBW Power (%)	XdB Down (dB)	RBW (MHz)	Detector	OBW (MHz)	XdB Bandwidth (MHz)	Upper Limit (MHz)	Verdict
2577.5	99	26	0.3	Peak	13.49	15.421	15	Pass

Agilent

Measure
 Meas Off
 Channel Power
 Occupied BW
 ACP
 Multi Carrier Power
 Power Stat CCDF
 More
 1 of 2

Ch Freq 2.5775 GHz Trig Free

Occupied Bandwidth Averages: 2

Ref 30 dBm #Atten 30 dB

Center 2.577 50 GHz Span 30 MHz

#Res BW 300 kHz #VBW 1 MHz #Sweep 10 s (500 pts)

Occupied Bandwidth	Occ BW % Pwr	99.00 %
13.4903 MHz	x dB	-26.00 dB
Transmit Freq Error	4.041 kHz	
x dB Bandwidth	15.421 MHz	

Copyright 2000-2012 Agilent Technologies

18.15. LTE Occupied Bandwidth(NTLV)(Subtest:15, Channel:38000, Bandwidth:15, Modulation:QPSK, RB Number: 75, RB Position:LOW)

Center Frequency (MHz)	OBW Power (%)	XdB Down (dB)	RBW (MHz)	Detector	OBW (MHz)	XdB Bandwidth (MHz)	Upper Limit (MHz)	Verdict
2595	99	26	0.3	Peak	13.452	15.003	15	Pass

Agilent

Measure
 Meas Off
 Channel Power
 Occupied BW
 ACP
 Multi Carrier Power
 Power Stat CCDF
 More
 1 of 2

Ch Freq 2.595 GHz Trig Free

Occupied Bandwidth Averages: 2

Ref 30 dBm #Atten 30 dB

#Peak Log 10 dB/Offst 11.7 dB

Center 2.595 00 GHz Span 30 MHz

#Res BW 300 kHz #VBW 1 MHz #Sweep 10 s (500 pts)

Occupied Bandwidth	Occ BW % Pwr	99.00 %
13.4518 MHz	x dB	-26.00 dB
Transmit Freq Error	14.373 kHz	
x dB Bandwidth	15.003 MHz	

Copyright 2000-2012 Agilent Technologies

18.16. LTE Occupied Bandwidth(NTLV)(Subtest:16, Channel:38000, Bandwidth:15, Modulation:Q16, RB Number: 75, RB Position:LOW)

Center Frequency (MHz)	OBW Power (%)	XdB Down (dB)	RBW (MHz)	Detector	OBW (MHz)	XdB Bandwidth (MHz)	Upper Limit (MHz)	Verdict
2595	99	26	0.3	Peak	13.506	14.915	15	Pass

Agilent
Measure

Ch Freq 2.595 GHz
Trig Free

Occupied Bandwidth
Averages: 2

Ref 30 dBm #Atten 30 dB

#Peak Log 10 dB/Offst 11.7 dB

Center 2.595 00 GHz Span 30 MHz

#Res BW 300 kHz #VBW 1 MHz #Sweep 10 s (500 pts)

Occupied Bandwidth	Occ BW % Pwr 99.00 %
13.5061 MHz	x dB -26.00 dB
Transmit Freq Error 15.725 kHz	
x dB Bandwidth 14.915 MHz	

Copyright 2000-2012 Agilent Technologies

Meas Off

Channel Power

Occupied BW

ACP

Multi Carrier Power

Power Stat CCDF

More
1 of 2

18.17. LTE Occupied Bandwidth(NTLV)(Subtest:17, Channel:38175, Bandwidth:15, Modulation:QPSK, RB Number: 75, RB Position:LOW)

Center Frequency (MHz)	OBW Power (%)	XdB Down (dB)	RBW (MHz)	Detector	OBW (MHz)	XdB Bandwidth (MHz)	Upper Limit (MHz)	Verdict
2612.5	99	26	0.3	Peak	13.436	15.247	15	Pass

Agilent

Measure
 Meas Off
 Channel Power
Occupied BW
 ACP
 Multi Carrier Power
 Power Stat CCDF
 More
 1 of 2

Ch Freq 2.6125 GHz Trig Free

Occupied Bandwidth Averages: 2

Ref 30 dBm #Atten 30 dB

Center 2.612 50 GHz Span 30 MHz

#Res BW 300 kHz #VBW 1 MHz #Sweep 10 s (500 pts)

Occupied Bandwidth	Occ BW % Pwr	99.00 %
13.4358 MHz	x dB	-26.00 dB
Transmit Freq Error	-15.695 kHz	
x dB Bandwidth	15.247 MHz	

Copyright 2000-2012 Agilent Technologies

18.18. LTE Occupied Bandwidth(NTLV)(Subtest:18, Channel:38175, Bandwidth:15, Modulation:Q16, RB Number: 75, RB Position:LOW)

Center Frequency (MHz)	OBW Power (%)	XdB Down (dB)	RBW (MHz)	Detector	OBW (MHz)	XdB Bandwidth (MHz)	Upper Limit (MHz)	Verdict
2612.5	99	26	0.3	Peak	13.499	15.804	15	Pass

Agilent

Measure

Ch Freq 2.6125 GHz
Trig Free

Occupied Bandwidth

Averages: 2

Ref 30 dBm
#Atten 30 dB

#Peak
Log

10
dB/

Offst
11.6

dB

Center 2.612 50 GHz
Span 30 MHz

#Res BW 300 kHz
#VBW 1 MHz
#Sweep 10 s (500 pts)

Occupied Bandwidth	Occ BW % Pwr	99.00 %
13.4995 MHz	x dB	-26.00 dB
Transmit Freq Error	-13.474 kHz	
x dB Bandwidth	15.804 MHz	

Copyright 2000-2012 Agilent Technologies

Meas Off

Channel Power

Occupied BW

ACP

Multi Carrier Power

Power Stat CCDF

More
1 of 2

18.19. LTE Occupied Bandwidth(NTLV)(Subtest:19, Channel:37850, Bandwidth:20, Modulation:QPSK, RB Number: 100, RB Position:LOW)

Center Frequency (MHz)	OBW Power (%)	XdB Down (dB)	RBW (MHz)	Detector	OBW (MHz)	XdB Bandwidth (MHz)	Upper Limit (MHz)	Verdict
2580	99	26	0.39	Peak	17.974	19.728	20	Pass

Agilent

Measure
 Meas Off
 Channel Power
 Occupied BW
 ACP
 Multi Carrier Power
 Power Stat CCDF
 More
 1 of 2

Ch Freq 2.58 GHz Trig Free

Occupied Bandwidth Averages: 2

Ref 30 dBm #Atten 30 dB

#Peak Log 10 dB/Offst 11.6 dB

Center 2.580 00 GHz Span 40 MHz

#Res BW 390 kHz #VBW 1.2 MHz #Sweep 10 s (512 pts)

Occupied Bandwidth	Occ BW % Pwr 99.00 %
17.9737 MHz	x dB -26.00 dB
Transmit Freq Error	-19.393 kHz
x dB Bandwidth	19.728 MHz

Copyright 2000-2012 Agilent Technologies

18.20. LTE Occupied Bandwidth(NTLV)(Subtest:20, Channel:37850, Bandwidth:20, Modulation:Q16, RB Number: 100, RB Position:LOW)

Center Frequency (MHz)	OBW Power (%)	XdB Down (dB)	RBW (MHz)	Detector	OBW (MHz)	XdB Bandwidth (MHz)	Upper Limit (MHz)	Verdict
2580	99	26	0.39	Peak	17.934	19.505	20	Pass

Agilent

Measure

Ch Freq 2.58 GHz
Trig Free

Occupied Bandwidth

Averages: 2

Ref 30 dBm
#Atten 30 dB

#Peak
Log

10
dB/

Offst
11.6

dB

Center 2.580 00 GHz
Span 40 MHz

#Res BW 390 kHz
#VBW 1.2 MHz
#Sweep 10 s (512 pts)

Occupied Bandwidth	Occ BW % Pwr	99.00 %
17.9339 MHz	x dB	-26.00 dB
Transmit Freq Error	-12.673 kHz	
x dB Bandwidth	19.505 MHz	

Power Stat
CCDF

More
1 of 2

Copyright 2000-2012 Agilent Technologies

18.21. LTE Occupied Bandwidth(NTLV)(Subtest:21, Channel:38000, Bandwidth:20, Modulation:QPSK, RB Number: 100, RB Position:LOW)

Center Frequency (MHz)	OBW Power (%)	XdB Down (dB)	RBW (MHz)	Detector	OBW (MHz)	XdB Bandwidth (MHz)	Upper Limit (MHz)	Verdict
2595	99	26	0.39	Peak	17.923	19.516	20	Pass

Agilent
Measure

Ch Freq 2.595 GHz
Trig Free

Occupied Bandwidth
Averages: 2

Ref 30 dBm
#Atten 30 dB

#Peak
Log

10
dB/

Offst
11.7

dB

Center 2.595 00 GHz
Span 40 MHz

#Res BW 390 kHz
#VBW 1.2 MHz
#Sweep 10 s (512 pts)

Occupied Bandwidth	Occ BW % Pwr	99.00 %
17.9227 MHz	x dB	-26.00 dB
Transmit Freq Error	10.448 kHz	
x dB Bandwidth	19.516 MHz	

Power Stat
CCDF

More
1 of 2

Copyright 2000-2012 Agilent Technologies

18.22. LTE Occupied Bandwidth(NTLV)(Subtest:22, Channel:38000, Bandwidth:20, Modulation:Q16, RB Number: 100, RB Position:LOW)

Center Frequency (MHz)	OBW Power (%)	XdB Down (dB)	RBW (MHz)	Detector	OBW (MHz)	XdB Bandwidth (MHz)	Upper Limit (MHz)	Verdict
2595	99	26	0.39	Peak	17.958	20.172	20	Pass

Agilent
Measure

Ch Freq 2.595 GHz
Trig Free

Occupied Bandwidth
Averages: 2

Ref 30 dBm #Atten 30 dB

#Peak Log 10 dB/Offst 11.7 dB

Center 2.595 00 GHz Span 40 MHz

#Res BW 390 kHz #VBW 1.2 MHz #Sweep 10 s (512 pts)

Occupied Bandwidth	Occ BW % Pwr 99.00 %
17.9580 MHz	x dB -26.00 dB
Transmit Freq Error -3.526 kHz	
x dB Bandwidth 20.172 MHz	

Copyright 2000-2012 Agilent Technologies

Meas Off

Channel Power

Occupied BW

ACP

Multi Carrier Power

Power Stat CCDF

More
1 of 2

18.23. LTE Occupied Bandwidth(NTLV)(Subtest:23, Channel:38150, Bandwidth:20, Modulation:QPSK, RB Number: 100, RB Position:LOW)

Center Frequency (MHz)	OBW Power (%)	XdB Down (dB)	RBW (MHz)	Detector	OBW (MHz)	XdB Bandwidth (MHz)	Upper Limit (MHz)	Verdict
2610	99	26	0.39	Peak	17.942	19.543	20	Pass

Agilent

Measure
 Meas Off
 Channel Power
 Occupied BW
 ACP
 Multi Carrier Power
 Power Stat CCDF
 More
 1 of 2

Ch Freq 2.61 GHz Trig Free

Occupied Bandwidth Averages: 2

Ref 30 dBm #Atten 30 dB

Center 2.610 00 GHz Span 40 MHz

#Res BW 390 kHz #VBW 1.2 MHz #Sweep 10 s (512 pts)

Occupied Bandwidth	Occ BW % Pwr	99.00 %
17.9417 MHz	x dB	-26.00 dB
Transmit Freq Error	-15.352 kHz	
x dB Bandwidth	19.543 MHz	

Copyright 2000-2012 Agilent Technologies

18.24. LTE Occupied Bandwidth(NTLV)(Subtest:24, Channel:38150, Bandwidth:20, Modulation:Q16, RB Number: 100, RB Position:LOW)

Center Frequency (MHz)	OBW Power (%)	XdB Down (dB)	RBW (MHz)	Detector	OBW (MHz)	XdB Bandwidth (MHz)	Upper Limit (MHz)	Verdict
2610	99	26	0.39	Peak	17.914	19.515	20	Pass

Agilent

Measure
 Meas Off
 Channel Power
 Occupied BW
 ACP
 Multi Carrier Power
 Power Stat CCDF
 More
 1 of 2

Ch Freq 2.61 GHz Trig Free

Occupied Bandwidth Averages: 2

Ref 30 dBm #Atten 30 dB

#Peak Log 10 dB/Offst 11.6 dB

Center 2.610 00 GHz Span 40 MHz

#Res BW 390 kHz #VBW 1.2 MHz #Sweep 10 s (512 pts)

Occupied Bandwidth Occ BW % Pwr 99.00 %

17.9139 MHz x dB -26.00 dB

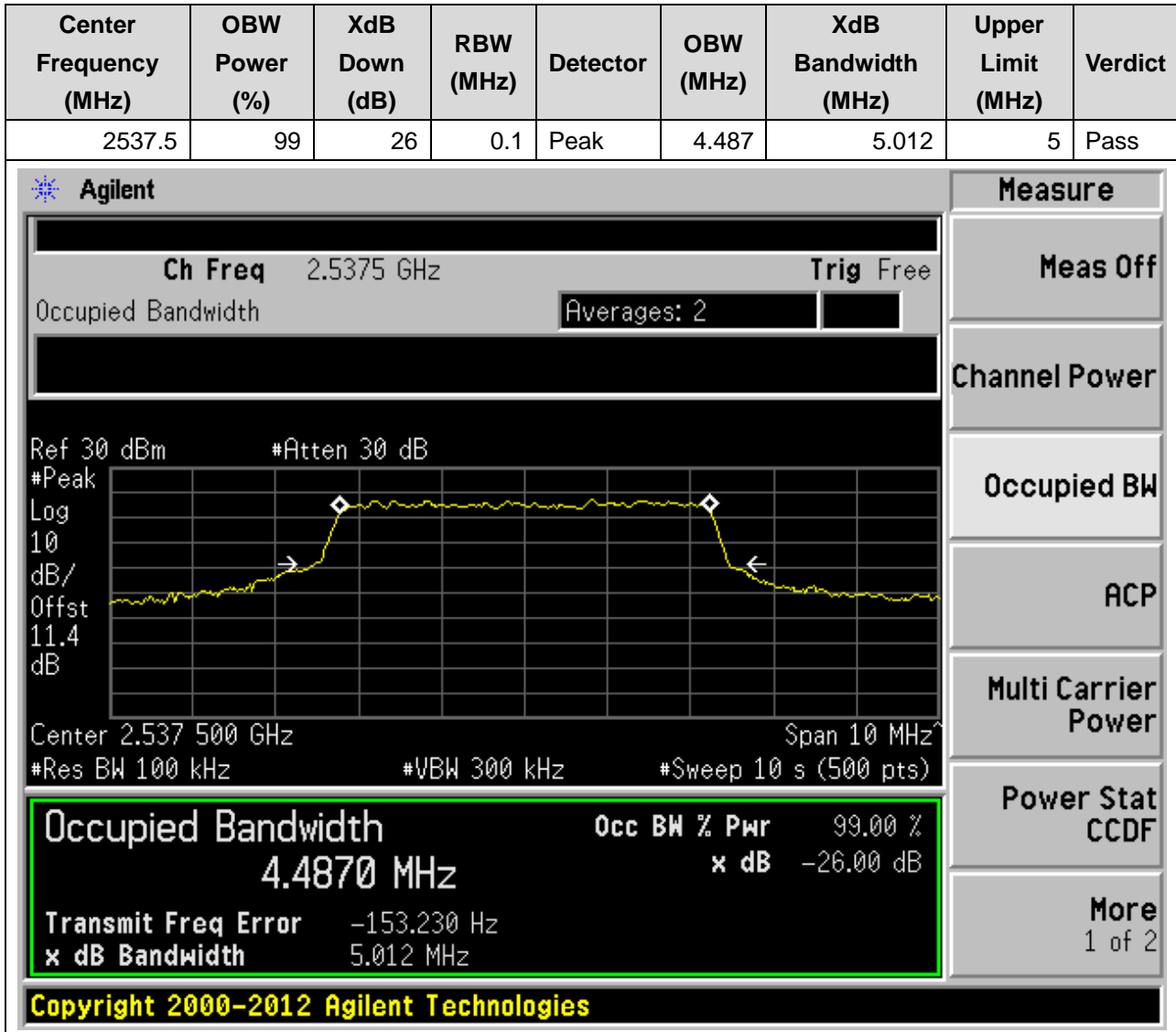
Transmit Freq Error -10.183 kHz

x dB Bandwidth 19.515 MHz

Copyright 2000-2012 Agilent Technologies

19. LTE_Band41 120M OPPO

19.1. LTE Occupied Bandwidth(NTNV)(Subtest:1, Channel:40065, Bandwidth:5, Modulation:QPSK, RB Number: 25, RB Position:LOW)



19.2. LTE Occupied Bandwidth(NTNV)(Subtest:2, Channel:40065, Bandwidth:5, Modulation:Q16, RB Number: 25, RB Position:LOW)

Center Frequency (MHz)	OBW Power (%)	XdB Down (dB)	RBW (MHz)	Detector	OBW (MHz)	XdB Bandwidth (MHz)	Upper Limit (MHz)	Verdict
2537.5	99	26	0.1	Peak	4.494	5.257	5	Pass

Agilent
Measure

Ch Freq 2.5375 GHz Trig Free

Occupied Bandwidth Averages: 2

Ref 30 dBm #Atten 30 dB

#Peak Log 10 dB/Offst 11.4 dB

Center 2.537 500 GHz Span 10 MHz

#Res BW 100 kHz #VBW 300 kHz #Sweep 10 s (500 pts)

Occupied Bandwidth Occ BW % Pwr 99.00 %

4.4942 MHz x dB -26.00 dB

Transmit Freq Error -1.705 kHz

x dB Bandwidth 5.257 MHz

Copyright 2000-2012 Agilent Technologies

Meas Off

Channel Power

Occupied BW

ACP

Multi Carrier Power

Power Stat CCDF

More
1 of 2

19.3. LTE Occupied Bandwidth(NTNV)(Subtest:3, Channel:40765, Bandwidth:5, Modulation:QPSK, RB Number: 25, RB Position:LOW)

Center Frequency (MHz)	OBW Power (%)	XdB Down (dB)	RBW (MHz)	Detector	OBW (MHz)	XdB Bandwidth (MHz)	Upper Limit (MHz)	Verdict
2607.5	99	26	0.1	Peak	4.504	5.169	5	Pass

Agilent

Measure
 Meas Off
 Channel Power
 Occupied BW
 ACP
 Multi Carrier Power
 Power Stat CCDF
 More
 1 of 2

Ch Freq 2.6075 GHz Trig Free

Occupied Bandwidth Averages: 2

Ref 30 dBm #Atten 30 dB

#Peak Log 10 dB/Offst 11.6 dB

Center 2.607 500 GHz Span 10 MHz

#Res BW 100 kHz #VBW 300 kHz #Sweep 10 s (500 pts)

Occupied Bandwidth Occ BW % Pwr 99.00 %

4.5041 MHz

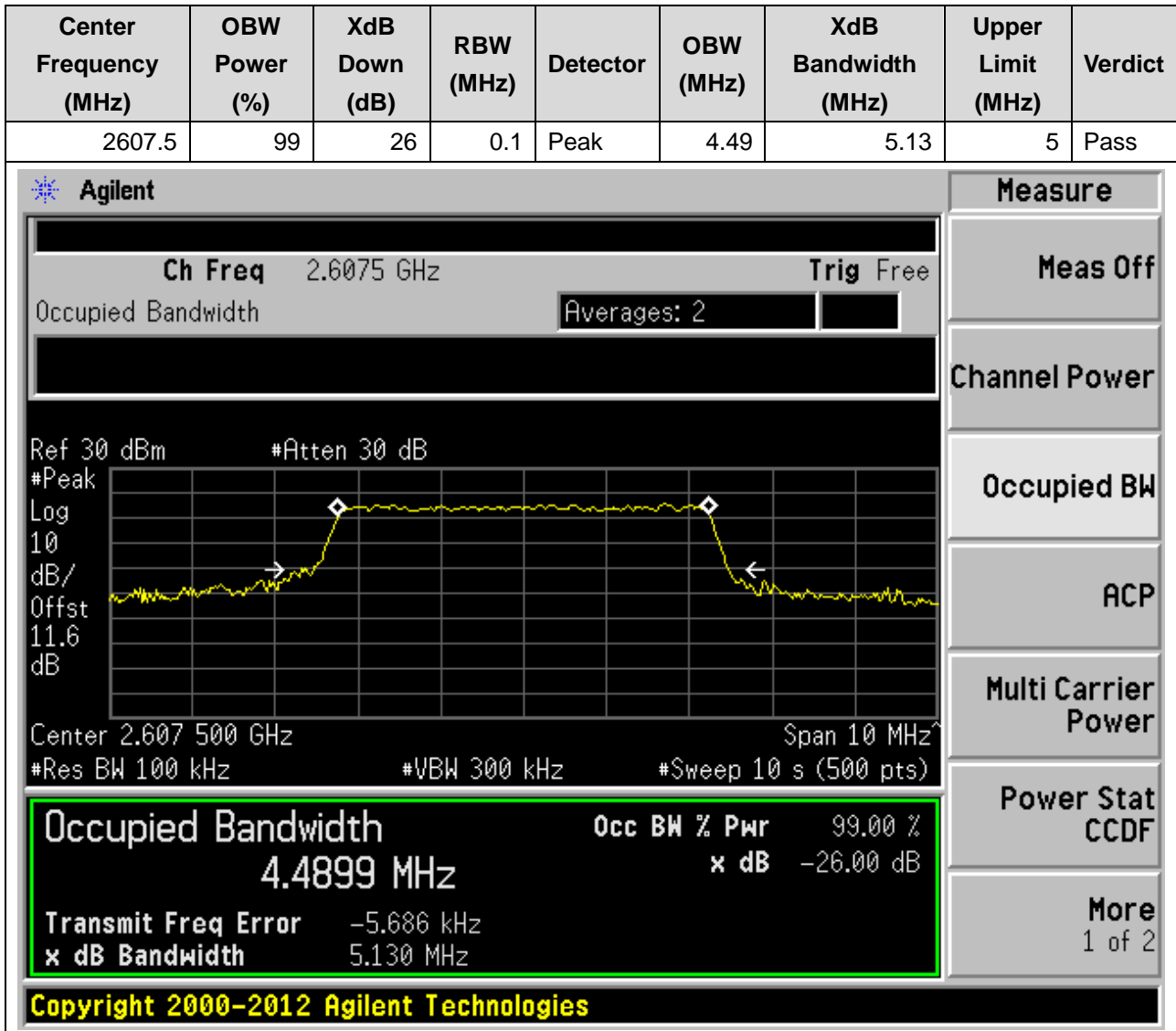
x dB -26.00 dB

Transmit Freq Error -3.493 kHz

x dB Bandwidth 5.169 MHz

Copyright 2000-2012 Agilent Technologies

19.4. LTE Occupied Bandwidth(NTNV)(Subtest:4, Channel:40765, Bandwidth:5, Modulation:Q16, RB Number: 25, RB Position:LOW)



19.5. LTE Occupied Bandwidth(NTNV)(Subtest:5, Channel:41215, Bandwidth:5, Modulation:QPSK, RB Number: 25, RB Position:LOW)

Center Frequency (MHz)	OBW Power (%)	XdB Down (dB)	RBW (MHz)	Detector	OBW (MHz)	XdB Bandwidth (MHz)	Upper Limit (MHz)	Verdict
2652.5	99	26	0.1	Peak	4.497	5.158	5	Pass

Agilent

Measure
 Meas Off
 Channel Power
 Occupied BW
 ACP
 Multi Carrier Power
 Power Stat CCDF
 More
 1 of 2

Ch Freq 2.6525 GHz Trig Free

Occupied Bandwidth Averages: 2

Ref 30 dBm #Atten 30 dB

Center 2.652 500 GHz Span 10 MHz

#Res BW 100 kHz #VBW 300 kHz #Sweep 10 s (500 pts)

Occupied Bandwidth	Occ BW % Pwr	99.00 %
4.4965 MHz	x dB	-26.00 dB
Transmit Freq Error	-1.807 kHz	
x dB Bandwidth	5.158 MHz	

Copyright 2000-2012 Agilent Technologies

19.6. LTE Occupied Bandwidth(NTNV)(Subtest:6, Channel:41215, Bandwidth:5, Modulation:Q16, RB Number: 25, RB Position:LOW)

Center Frequency (MHz)	OBW Power (%)	XdB Down (dB)	RBW (MHz)	Detector	OBW (MHz)	XdB Bandwidth (MHz)	Upper Limit (MHz)	Verdict
2652.5	99	26	0.1	Peak	4.491	5.119	5	Pass

Agilent

Measure
 Meas Off
 Channel Power
 Occupied BW
 ACP
 Multi Carrier Power
 Power Stat CCDF
 More
 1 of 2

Ch Freq 2.6525 GHz Trig Free

Occupied Bandwidth Averages: 2

Ref 30 dBm #Atten 30 dB

#Peak Log 10 dB/Offst 11.6 dB

Center 2.652 500 GHz Span 10 MHz

#Res BW 100 kHz #VBW 300 kHz #Sweep 10 s (500 pts)

Occupied Bandwidth Occ BW % Pwr 99.00 %

4.4905 MHz x dB -26.00 dB

Transmit Freq Error -3.858 kHz

x dB Bandwidth 5.119 MHz

Copyright 2000-2012 Agilent Technologies

19.7. LTE Occupied Bandwidth(NTNV)(Subtest:7, Channel:40090, Bandwidth:10, Modulation:QPSK, RB Number: 50, RB Position:LOW)

Center Frequency (MHz)	OBW Power (%)	XdB Down (dB)	RBW (MHz)	Detector	OBW (MHz)	XdB Bandwidth (MHz)	Upper Limit (MHz)	Verdict
2540	99	26	0.2	Peak	8.985	10.961	10	Pass

Agilent

Measure

Ch Freq 2.54 GHz
Trig Free

Occupied Bandwidth

Averages: 2

Ref 30 dBm
#Atten 30 dB

#Peak
Log

10
dB/

Offst
11.4

dB

Center 2.540 00 GHz
Span 20 MHz

#Res BW 200 kHz
#VBW 620 kHz
#Sweep 10 s (500 pts)

Occupied Bandwidth	Occ BW % Pwr	99.00 %
8.9854 MHz	x dB	-26.00 dB
Transmit Freq Error	21.581 kHz	
x dB Bandwidth	10.961 MHz	

Power Stat
CCDF

More
1 of 2

Copyright 2000-2012 Agilent Technologies

19.8. LTE Occupied Bandwidth(NTNV)(Subtest:8, Channel:40090, Bandwidth:10, Modulation:Q16, RB Number: 50, RB Position:LOW)

Center Frequency (MHz)	OBW Power (%)	XdB Down (dB)	RBW (MHz)	Detector	OBW (MHz)	XdB Bandwidth (MHz)	Upper Limit (MHz)	Verdict
2540	99	26	0.2	Peak	8.985	10.216	10	Pass

Agilent
Measure

Ch Freq 2.54 GHz
Trig Free

Occupied Bandwidth
Averages: 2

Ref 30 dBm #Atten 30 dB

#Peak Log 10 dB/Offst 11.4 dB

Center 2.540 00 GHz Span 20 MHz

#Res BW 200 kHz #VBW 620 kHz #Sweep 10 s (500 pts)

Occupied Bandwidth Occ BW % Pwr 99.00 %

8.9846 MHz x dB -26.00 dB

Transmit Freq Error 15.115 kHz

x dB Bandwidth 10.216 MHz

Copyright 2000-2012 Agilent Technologies

Meas Off

Channel Power

Occupied BW

ACP

Multi Carrier Power

Power Stat CCDF

More
1 of 2

19.9. LTE Occupied Bandwidth(NTNV)(Subtest:9, Channel:40765, Bandwidth:10, Modulation:QPSK, RB Number: 50, RB Position:LOW)

Center Frequency (MHz)	OBW Power (%)	XdB Down (dB)	RBW (MHz)	Detector	OBW (MHz)	XdB Bandwidth (MHz)	Upper Limit (MHz)	Verdict
2607.5	99	26	0.2	Peak	8.992	10.434	10	Pass

Agilent

Measure
 Meas Off
 Channel Power
 Occupied BW
 ACP
 Multi Carrier Power
 Power Stat CCDF
 More
 1 of 2

Ch Freq 2.6075 GHz Trig Free

Occupied Bandwidth Averages: 2

Ref 30 dBm #Atten 30 dB

#Peak Log 10 dB/Offst 11.6 dB

Center 2.607 50 GHz Span 20 MHz

#Res BW 200 kHz #VBW 620 kHz #Sweep 10 s (500 pts)

Occupied Bandwidth Occ BW % Pwr 99.00 %

8.9918 MHz x dB -26.00 dB

Transmit Freq Error -7.033 kHz

x dB Bandwidth 10.434 MHz

Copyright 2000-2012 Agilent Technologies

19.10. LTE Occupied Bandwidth(NTNV)(Subtest:10, Channel:40765, Bandwidth:10, Modulation:Q16, RB Number: 50, RB Position:LOW)

Center Frequency (MHz)	OBW Power (%)	XdB Down (dB)	RBW (MHz)	Detector	OBW (MHz)	XdB Bandwidth (MHz)	Upper Limit (MHz)	Verdict
2607.5	99	26	0.2	Peak	8.961	10.351	10	Pass

Agilent

Measure

Ch Freq 2.6075 GHz
Trig Free

Occupied Bandwidth
Averages: 2

Ref 30 dBm
#Atten 30 dB

#Peak
Log

10
dB/

Offst
11.6

dB

Center 2.607 50 GHz
Span 20 MHz

#Res BW 200 kHz
#VBW 620 kHz
#Sweep 10 s (500 pts)

Occupied Bandwidth	Occ BW % Pwr	99.00 %
8.9608 MHz	x dB	-26.00 dB
Transmit Freq Error		-11.239 kHz
x dB Bandwidth		10.351 MHz

Channel Power
Occupied BW
ACP
Multi Carrier Power
Power Stat CCDF

More
1 of 2

Copyright 2000-2012 Agilent Technologies

19.11. LTE Occupied Bandwidth(NTNV)(Subtest:11, Channel:41190, Bandwidth:10, Modulation:QPSK, RB Number: 50, RB Position:LOW)

Center Frequency (MHz)	OBW Power (%)	XdB Down (dB)	RBW (MHz)	Detector	OBW (MHz)	XdB Bandwidth (MHz)	Upper Limit (MHz)	Verdict
2650	99	26	0.2	Peak	9.01	10.554	10	Pass

Agilent

Measure
 Meas Off
 Channel Power
 Occupied BW
 ACP
 Multi Carrier Power
 Power Stat CCDF
 More
 1 of 2

Ch Freq 2.65 GHz Trig Free

Occupied Bandwidth Averages: 2

Ref 30 dBm #Atten 30 dB

#Peak Log 10 dB/Offst 11.6 dB

Center 2.650 00 GHz Span 20 MHz

#Res BW 200 kHz #VBW 620 kHz #Sweep 10 s (500 pts)

Occupied Bandwidth Occ BW % Pwr 99.00 %

9.0096 MHz x dB -26.00 dB

Transmit Freq Error -16.865 kHz

x dB Bandwidth 10.554 MHz

Copyright 2000-2012 Agilent Technologies

19.12. LTE Occupied Bandwidth(NTNV)(Subtest:12, Channel:41190, Bandwidth:10, Modulation:Q16, RB Number: 50, RB Position:LOW)

Center Frequency (MHz)	OBW Power (%)	XdB Down (dB)	RBW (MHz)	Detector	OBW (MHz)	XdB Bandwidth (MHz)	Upper Limit (MHz)	Verdict
2650	99	26	0.2	Peak	9.002	11.311	10	Pass

Agilent

Measure
 Meas Off
 Channel Power
 Occupied BW
 ACP
 Multi Carrier Power
 Power Stat CCDF
 More
 1 of 2

Ch Freq 2.65 GHz Trig Free

Occupied Bandwidth Averages: 2

Ref 30 dBm #Atten 30 dB

#Peak Log 10 dB/Offst 11.6 dB

Center 2.650 00 GHz Span 20 MHz

#Res BW 200 kHz #VBW 620 kHz #Sweep 10 s (500 pts)

Occupied Bandwidth Occ BW % Pwr 99.00 %

9.0022 MHz

x dB -26.00 dB

Transmit Freq Error 2.012 kHz

x dB Bandwidth 11.311 MHz

Copyright 2000-2012 Agilent Technologies

19.13. LTE Occupied Bandwidth(NTNV)(Subtest:13, Channel:40115, Bandwidth:15, Modulation:QPSK, RB Number: 75, RB Position:LOW)

Center Frequency (MHz)	OBW Power (%)	XdB Down (dB)	RBW (MHz)	Detector	OBW (MHz)	XdB Bandwidth (MHz)	Upper Limit (MHz)	Verdict
2542.5	99	26	0.3	Peak	13.468	14.995	15	Pass

Agilent
Measure

Ch Freq 2.5425 GHz **Trig** Free

Occupied Bandwidth Averages: 2

Meas Off

Ref 30 dBm #Atten 30 dB

Center 2.542 50 GHz Span 30 MHz

#Res BW 300 kHz #VBW 1 MHz #Sweep 10 s (500 pts)

Channel Power

Occupied BW

ACP

Multi Carrier Power

Power Stat CCDF

More
1 of 2

Occupied Bandwidth	Occ BW % Pwr 99.00 %
13.4677 MHz	x dB -26.00 dB
Transmit Freq Error 27.563 kHz	
x dB Bandwidth 14.995 MHz	

Copyright 2000-2012 Agilent Technologies

19.14. LTE Occupied Bandwidth(NTNV)(Subtest:14, Channel:40115, Bandwidth:15, Modulation:Q16, RB Number: 75, RB Position:LOW)

Center Frequency (MHz)	OBW Power (%)	XdB Down (dB)	RBW (MHz)	Detector	OBW (MHz)	XdB Bandwidth (MHz)	Upper Limit (MHz)	Verdict
2542.5	99	26	0.3	Peak	13.489	15.681	15	Pass

Agilent
Measure

Ch Freq 2.5425 GHz
Trig Free

Occupied Bandwidth
Averages: 2

Ref 30 dBm #Atten 30 dB

Center 2.542 50 GHz Span 30 MHz

#Res BW 300 kHz #VBW 1 MHz #Sweep 10 s (500 pts)

Occupied Bandwidth	Occ BW % Pwr	99.00 %
13.4889 MHz	x dB	-26.00 dB
Transmit Freq Error	26.607 kHz	
x dB Bandwidth	15.680 MHz	

Copyright 2000-2012 Agilent Technologies

Meas Off

Channel Power

Occupied BW

ACP

Multi Carrier Power

Power Stat CCDF

More
1 of 2

19.15. LTE Occupied Bandwidth(NTNV)(Subtest:15, Channel:40765, Bandwidth:15, Modulation:QPSK, RB Number: 75, RB Position:LOW)

Center Frequency (MHz)	OBW Power (%)	XdB Down (dB)	RBW (MHz)	Detector	OBW (MHz)	XdB Bandwidth (MHz)	Upper Limit (MHz)	Verdict
2607.5	99	26	0.3	Peak	13.458	14.943	15	Pass

Agilent

Measure

Ch Freq 2.6075 GHz
Trig Free

Occupied Bandwidth

Averages: 2

Ref 30 dBm
#Atten 30 dB

#Peak
Log

10
dB/

Offst
11.6

dB

Center 2.607 50 GHz
Span 30 MHz

#Res BW 300 kHz
#VBW 1 MHz
#Sweep 10 s (500 pts)

Occupied Bandwidth	Occ BW % Pwr	99.00 %
13.4585 MHz	x dB	-26.00 dB
Transmit Freq Error		2.253 kHz
x dB Bandwidth		14.943 MHz

Copyright 2000-2012 Agilent Technologies

Meas Off

Channel Power

Occupied BW

ACP

Multi Carrier Power

Power Stat CCDF

More

1 of 2

19.16. LTE Occupied Bandwidth(NTNV)(Subtest:16, Channel:40765, Bandwidth:15, Modulation:Q16, RB Number: 75, RB Position:LOW)

Center Frequency (MHz)	OBW Power (%)	XdB Down (dB)	RBW (MHz)	Detector	OBW (MHz)	XdB Bandwidth (MHz)	Upper Limit (MHz)	Verdict
2607.5	99	26	0.3	Peak	13.51	15.112	15	Pass

Agilent

Measure
 Meas Off
 Channel Power
 Occupied BW
 ACP
 Multi Carrier Power
 Power Stat CCDF
 More
 1 of 2

Ch Freq 2.6075 GHz Trig Free

Occupied Bandwidth Averages: 2

Ref 30 dBm #Atten 30 dB

#Peak Log 10 dB/Offst 11.6 dB

Center 2.6075 GHz Span 30 MHz

#Res BW 300 kHz #VBW 1 MHz #Sweep 10 s (500 pts)

Occupied Bandwidth	Occ BW % Pwr	99.00 %
13.5095 MHz	x dB	-26.00 dB
Transmit Freq Error	1.747 kHz	
x dB Bandwidth	15.112 MHz	

Copyright 2000-2012 Agilent Technologies

19.17. LTE Occupied Bandwidth(NTNV)(Subtest:17, Channel:41165, Bandwidth:15, Modulation:QPSK, RB Number: 75, RB Position:LOW)

Center Frequency (MHz)	OBW Power (%)	XdB Down (dB)	RBW (MHz)	Detector	OBW (MHz)	XdB Bandwidth (MHz)	Upper Limit (MHz)	Verdict
2647.5	99	26	0.3	Peak	13.448	15.175	15	Pass

Agilent
Measure

Ch Freq 2.6475 GHz
Trig Free

Occupied Bandwidth
Averages: 2

Ref 30 dBm
#Atten 30 dB

#Peak
Log

10
dB/

Offst
11.6

dB

Center 2.647 50 GHz
Span 30 MHz

#Res BW 300 kHz
#VBW 1 MHz
#Sweep 10 s (500 pts)

Occupied Bandwidth
Occ BW % Pwr 99.00 %

13.4477 MHz
x dB -26.00 dB

Transmit Freq Error -18.629 kHz

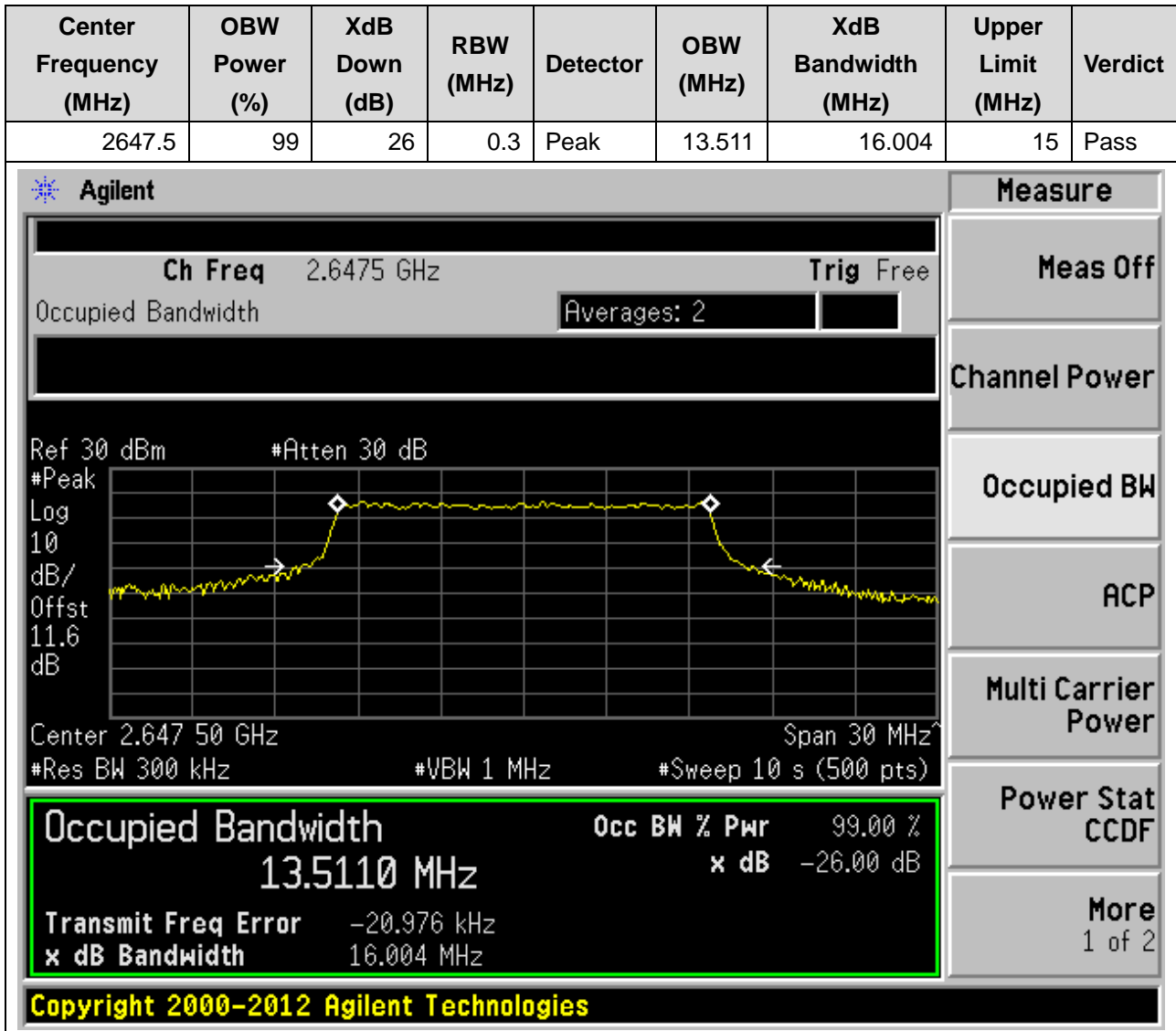
x dB Bandwidth 15.175 MHz

Power Stat
CCDF

More
1 of 2

Copyright 2000-2012 Agilent Technologies

19.18. LTE Occupied Bandwidth(NTNV)(Subtest:18, Channel:41165, Bandwidth:15, Modulation:Q16, RB Number: 75, RB Position:LOW)



19.19. LTE Occupied Bandwidth(NTNV)(Subtest:19, Channel:40140, Bandwidth:20, Modulation:QPSK, RB Number: 100, RB Position:LOW)

Center Frequency (MHz)	OBW Power (%)	XdB Down (dB)	RBW (MHz)	Detector	OBW (MHz)	XdB Bandwidth (MHz)	Upper Limit (MHz)	Verdict
2545	99	26	0.39	Peak	17.95	19.399	20	Pass

Agilent
Measure

Ch Freq 2.545 GHz
Trig Free

Occupied Bandwidth
Averages: 2

Ref 30 dBm #Atten 30 dB

Center 2.545 00 GHz Span 40 MHz
 #Res BW 390 kHz #VBW 1.2 MHz #Sweep 10 s (512 pts)

Occupied Bandwidth	Occ BW % Pwr	99.00 %
17.9501 MHz	x dB	-26.00 dB
Transmit Freq Error	7.426 kHz	
x dB Bandwidth	19.399 MHz	

Power Stat CCDF
More 1 of 2

Copyright 2000-2012 Agilent Technologies

19.20. LTE Occupied Bandwidth(NTNV)(Subtest:20, Channel:40140, Bandwidth:20, Modulation:Q16, RB Number: 100, RB Position:LOW)

Center Frequency (MHz)	OBW Power (%)	XdB Down (dB)	RBW (MHz)	Detector	OBW (MHz)	XdB Bandwidth (MHz)	Upper Limit (MHz)	Verdict
2545	99	26	0.39	Peak	17.905	19.509	20	Pass

Agilent

Measure
 Meas Off
 Channel Power
 Occupied BW
 ACP
 Multi Carrier Power
 Power Stat CCDF
 More
 1 of 2

Ch Freq 2.545 GHz Trig Free

Occupied Bandwidth Averages: 2

Ref 30 dBm #Atten 30 dB

#Peak Log 10 dB/Offst 11.4 dB

Center 2.545 00 GHz Span 40 MHz

#Res BW 390 kHz #VBW 1.2 MHz #Sweep 10 s (512 pts)

Occupied Bandwidth Occ BW % Pwr 99.00 %

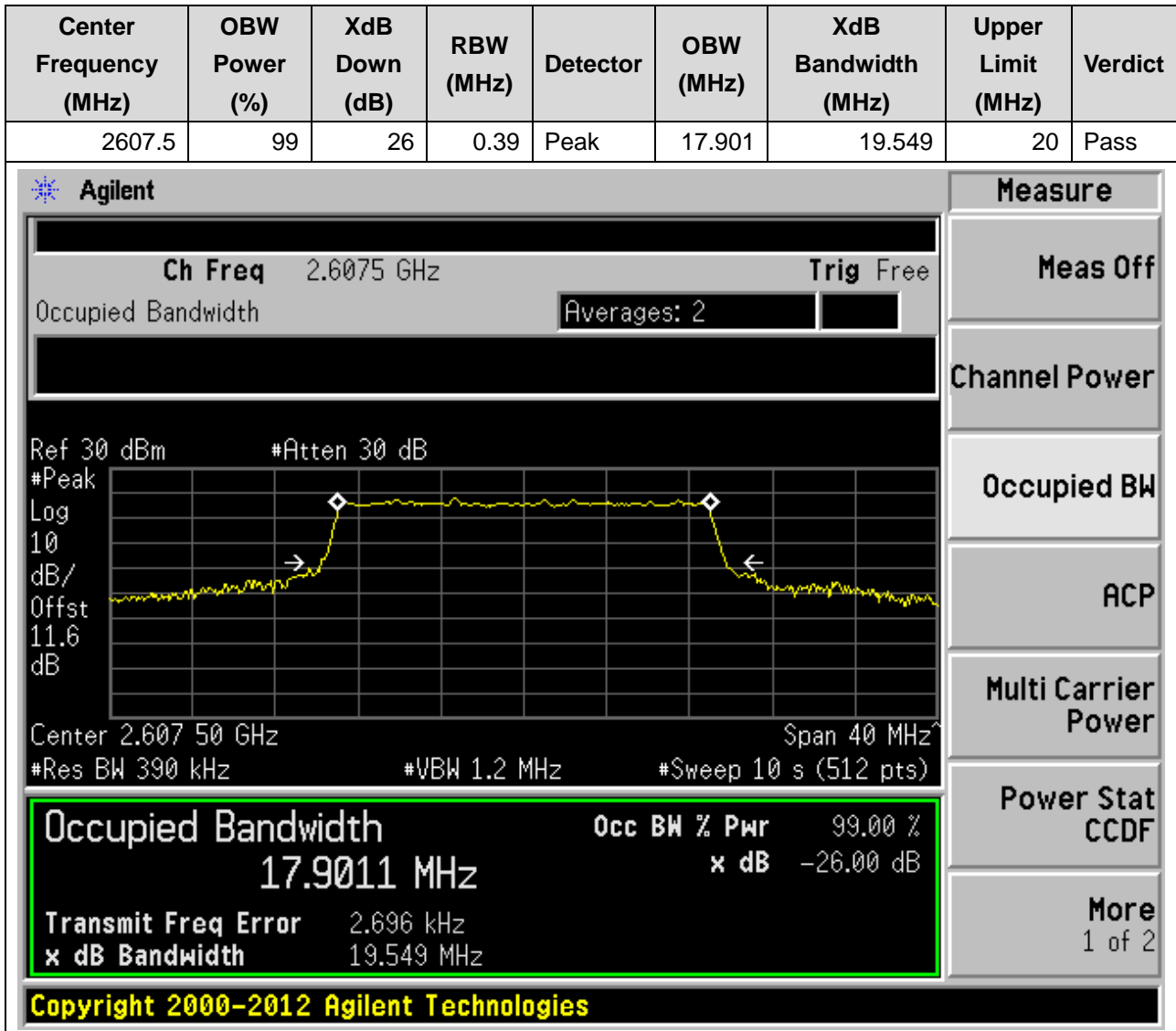
17.9047 MHz x dB -26.00 dB

Transmit Freq Error 20.089 kHz

x dB Bandwidth 19.509 MHz

Copyright 2000-2012 Agilent Technologies

19.21. LTE Occupied Bandwidth(NTNV)(Subtest:21, Channel:40765, Bandwidth:20, Modulation:QPSK, RB Number: 100, RB Position:LOW)



19.22. LTE Occupied Bandwidth(NTNV)(Subtest:22, Channel:40765, Bandwidth:20, Modulation:Q16, RB Number: 100, RB Position:LOW)

Center Frequency (MHz)	OBW Power (%)	XdB Down (dB)	RBW (MHz)	Detector	OBW (MHz)	XdB Bandwidth (MHz)	Upper Limit (MHz)	Verdict
2607.5	99	26	0.39	Peak	17.943	20.583	20	Pass

Agilent
Measure

Ch Freq 2.6075 GHz
Trig Free

Occupied Bandwidth
Averages: 2

Ref 30 dBm #Atten 30 dB

#Peak Log 10 dB/Offst 11.6 dB

Center 2.607 50 GHz Span 40 MHz

#Res BW 390 kHz #VBW 1.2 MHz #Sweep 10 s (512 pts)

Occupied Bandwidth	Occ BW % Pwr	99.00 %
17.9432 MHz	x dB	-26.00 dB
Transmit Freq Error	-20.008 kHz	
x dB Bandwidth	20.583 MHz	

Copyright 2000-2012 Agilent Technologies

Meas Off

Channel Power

Occupied BW

ACP

Multi Carrier Power

Power Stat CCDF

More
1 of 2

19.23. LTE Occupied Bandwidth(NTNV)(Subtest:23, Channel:41140, Bandwidth:20, Modulation:QPSK, RB Number: 100, RB Position:LOW)

Center Frequency (MHz)	OBW Power (%)	XdB Down (dB)	RBW (MHz)	Detector	OBW (MHz)	XdB Bandwidth (MHz)	Upper Limit (MHz)	Verdict
2645	99	26	0.39	Peak	17.946	19.851	20	Pass

Agilent

Measure
 Meas Off
 Channel Power
 Occupied BW
 ACP
 Multi Carrier Power
 Power Stat CCDF
 More
 1 of 2

Ch Freq 2.645 GHz Trig Free

Occupied Bandwidth Averages: 2

Ref 30 dBm #Atten 30 dB

#Peak Log 10 dB/Offst 11.6 dB

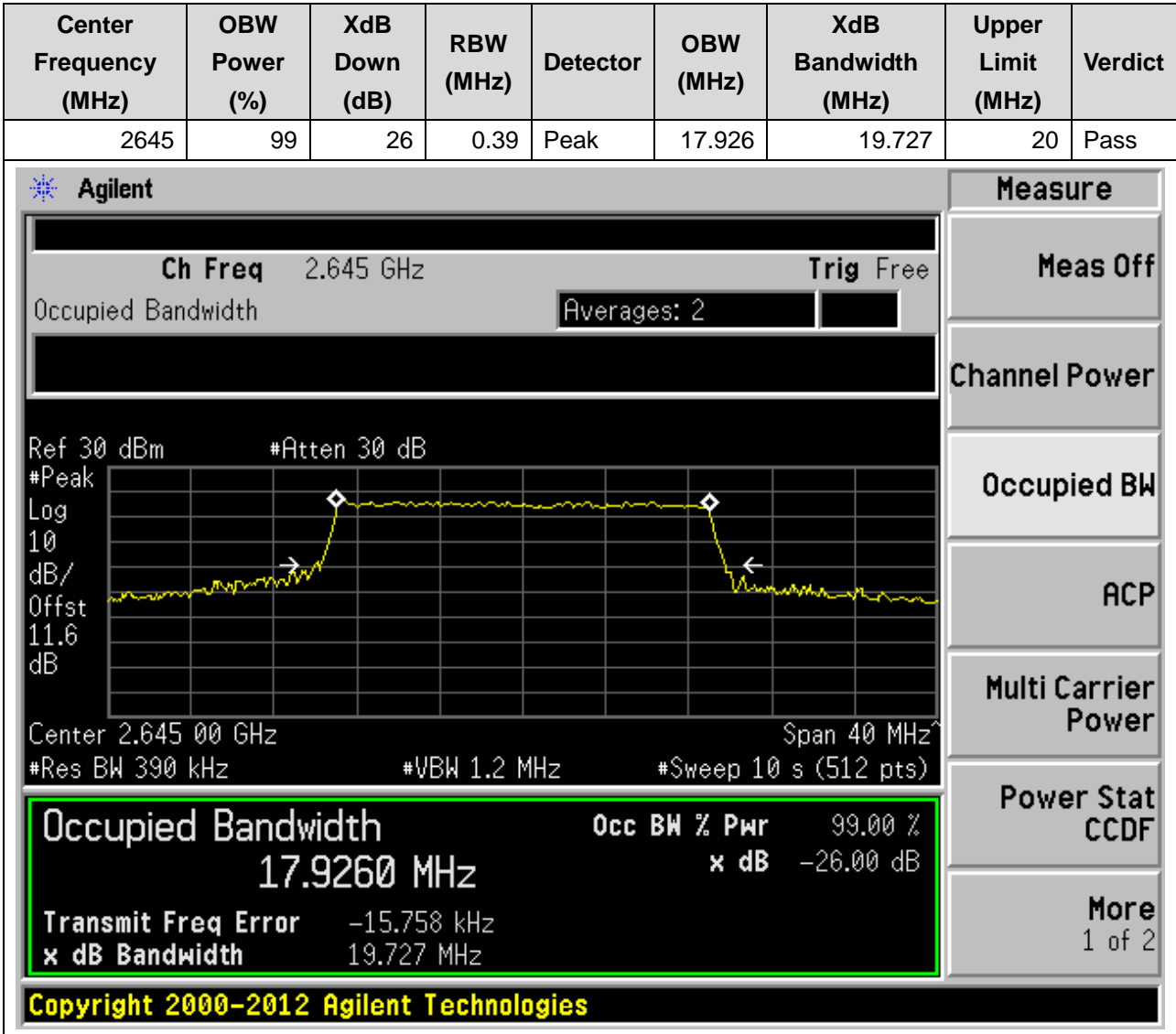
Center 2.645 00 GHz Span 40 MHz

#Res BW 390 kHz #VBW 1.2 MHz #Sweep 10 s (512 pts)

Occupied Bandwidth	Occ BW % Pwr	99.00 %
17.9464 MHz	x dB	-26.00 dB
Transmit Freq Error		-34.172 kHz
x dB Bandwidth		19.851 MHz

Copyright 2000-2012 Agilent Technologies

19.24. LTE Occupied Bandwidth(NTNV)(Subtest:24, Channel:41140, Bandwidth:20, Modulation:Q16, RB Number: 100, RB Position:LOW)



-- BLANK BELOW --