



# TEST REPORT

No.I23N00664-SAR

For

**Guangdong OPPO Mobile Telecommunications Corp., Ltd.**

**Mobile Phone**

**Model Name: CPH2565**

**With**

**Hardware Version: 11**

**Software Version: ColorOS 13.1**

**FCC ID: R9C-CPH2565**

**Issued Date: 2023-06-05**

**Designation Number: CN1210**

**Note:**

The test results in this test report relate only to the devices specified in this report. This report shall not be reproduced except in full without the written approval of SAICT.

**Test Laboratory:**

**SAICT, Shenzhen Academy of Information and Communications Technology**

Building G, Shenzhen International Innovation Center, No.1006 Shennan Road, Futian District, Shenzhen, Guangdong, P. R. China 518000.

Tel:+86(0)755-33322000, Fax:+86(0)755-33322001

Email: yewu@caict.ac.cn. www.saict.ac.cn



## **REPORT HISTORY**

<b>Report Number</b>	<b>Revision</b>	<b>Description</b>	<b>Issue Date</b>
I23N00664-SAR	Rev.0	1st edition	2023-06-05



# CONTENTS

<b>1. SUMMARY OF TEST REPORT .....</b>	<b>5</b>
1.1. TEST ITEMS .....	5
1.2. TEST STANDARDS .....	5
1.3. TEST RESULT .....	5
1.4. TESTING LOCATION .....	5
1.5. PROJECT DATA .....	5
1.6. SIGNATURE .....	5
<b>2. STATEMENT OF COMPLIANCE .....</b>	<b>6</b>
<b>3. CLIENT INFORMATION .....</b>	<b>8</b>
3.1. APPLICANT INFORMATION.....	8
3.2. MANUFACTURER INFORMATION .....	8
<b>4. EQUIPMENT UNDER TEST (EUT) AND ANCILLARY EQUIPMENT (AE) .....</b>	<b>9</b>
4.1. ABOUT EUT .....	9
4.2. INTERNAL IDENTIFICATION OF EUT USED DURING THE TEST .....	10
4.3. INTERNAL IDENTIFICATION OF AE USED DURING THE TEST .....	10
<b>5. TEST METHODOLOGY .....</b>	<b>11</b>
5.1. APPLICABLE LIMIT REGULATIONS.....	11
5.2. APPLICABLE MEASUREMENT STANDARDS .....	11
<b>6. SPECIFIC ABSORPTION RATE (SAR).....</b>	<b>12</b>
6.1. INTRODUCTION.....	12
6.2. SAR DEFINITION.....	12
<b>7. TISSUE SIMULATING LIQUIDS .....</b>	<b>13</b>
7.1. TARGETS FOR TISSUE SIMULATING LIQUID .....	13
7.2. DIELECTRIC PERFORMANCE .....	13
<b>8. SYSTEM VERIFICATION .....</b>	<b>18</b>
8.1. SYSTEM SETUP.....	18
8.2. SYSTEM VERIFICATION .....	19
<b>9. MEASUREMENT PROCEDURES .....</b>	<b>20</b>
9.1. TESTS TO BE PERFORMED.....	20
9.2. GENERAL MEASUREMENT PROCEDURE .....	22
9.3. WCDMA MEASUREMENT PROCEDURES FOR SAR .....	23
9.4. SAR MEASUREMENT FOR LTE.....	24
9.5. LTE (TDD) CONSIDERATIONS.....	25
9.6. BLUETOOTH & WLAN MEASUREMENT PROCEDURES FOR SAR.....	26
9.7. POWER DRIFT .....	26



**10. CONDUCTED OUTPUT POWER .....27**

10.1. GSM MEASUREMENT RESULT ..... 28

10.2. WCDMA MEASUREMENT RESULT ..... 34

10.3. LTE MEASUREMENT RESULT ..... 45

10.4. BLUETOOTH AND WLAN MEASUREMENT RESULT ..... 321

**11. SIMULTANEOUS TX SAR CONSIDERATIONS .....327**

11.1. INTRODUCTION ..... 327

11.2. TRANSMIT ANTENNA SEPARATION DISTANCES ..... 327

11.3. SAR MEASUREMENT POSITIONS ..... 328

**12. EVALUATION OF SIMULTANEOUS.....329**

**13. SUMMARY OF TEST RESULTS.....330**

13.1. TESTING ENVIRONMENT ..... 331

13.2. TEST RESULTS ..... 332

13.3. WLAN EVALUATION FOR 2.4GHZ ..... 348

13.4. WLAN EVALUATION FOR 5GHZ ..... 349

13.5. PRODUCT SPECIFIC 10G SAR..... 351

**14. SAR MEASUREMENT VARIABILITY .....352**

**15. MEASUREMENT UNCERTAINTY .....353**

15.1. MEASUREMENT UNCERTAINTY FOR NORMAL SAR TESTS (300MHZ~3GHZ) ..... 353

15.2. MEASUREMENT UNCERTAINTY FOR NORMAL SAR TESTS (3GHZ~6GHZ) ..... 354

**16. MAIN TEST INSTRUMENTS.....355**

**ANNEX A: GRAPH RESULTS .....356**

**ANNEX B: SYSTEM VERIFICATION RESULTS .....393**

**ANNEX C: SAR MEASUREMENT SETUP.....406**

**ANNEX D: POSITION OF THE WIRELESS DEVICE IN RELATION TO THE PHANTOM .....412**

**ANNEX E: EQUIVALENT MEDIA RECIPES .....415**

**ANNEX F: SYSTEM VALIDATION .....416**

**ANNEX G: DAE CALIBRATION CERTIFICATE .....417**

**ANNEX H: PROBE CALIBRATION CERTIFICATE .....420**

**ANNEX I: DIPOLE CALIBRATION CERTIFICATE .....442**

**ANNEX J: EXTENDED CALIBRATION SAR DIPOLE.....488**

## 1. Summary of Test Report

### 1.1. Test Items

Description: Mobile Phone  
Model Name: CPH2565  
Applicant's Name: Guangdong OPPO Mobile Telecommunications Corp., Ltd.  
Manufacturer's Name: Guangdong OPPO Mobile Telecommunications Corp., Ltd.

### 1.2. Test Standards

ANSI C95.1:1992, IEEE 1528:2013

### 1.3. Test Result

Pass. Please refer to "13. Summary of Test Results"

### 1.4. Testing Location


Address: Building G, Shenzhen International Innovation Center, No.1006 Shennan Road, Futian District, Shenzhen, Guangdong, P. R. China

### 1.5. Project Data

Testing Start Date: 2023-05-10


Testing End Date: 2023-05-28

### 1.6. Signature




---

Li Yongfu  
(Prepared this test report)



---

Liu Jian  
(Reviewed this test report)



---

Cao Junfei  
(Approved this test report)

## 2. Statement of Compliance

The maximum results of Specific Absorption Rate (SAR) found during testing for Guangdong OPPO Mobile Telecommunications Corp., Ltd. Mobile Phone CPH2565 are as follows:

**Table 2.1: Highest Reported SAR (1g)**

Equipment Class	Frequency Bands	1g SAR (W/kg)		
		Head (Separation Distance 0mm)	Hotspot (Separation Distance 10mm)	Body-worn (Separation Distance 15mm)
PCE	GSM 850	0.60	0.34	0.21
	GSM 1900	<b>1.07</b>	0.63	0.24
	WCDMA Band 2	0.98	0.66	0.25
	WCDMA Band 4	1.06	0.67	0.26
	WCDMA Band 5	0.62	0.49	0.25
	LTE Band 2	0.74	0.63	0.22
	LTE Band 4	0.71	0.65	0.33
	LTE Band 5	0.75	0.36	0.21
	LTE Band 7	0.58	0.65	0.35
	LTE Band 12/17	0.22	0.23	0.18
	LTE Band 13	0.48	0.38	0.19
	LTE Band 26	0.53	0.25	0.21
	LTE Band 38	0.62	0.53	0.27
	LTE Band 41	0.62	0.54	0.27
LTE Band 66	0.73	0.61	0.30	
DSS	Bluetooth	0.21	0.09	0.04
DTS	WLAN 2.4GHz	0.65	0.43	0.20
NII	WLAN 5GHz	0.94	<b>1.19</b>	<b>0.78</b>

**Table 2.2: Highest Reported SAR (10g)**

Equipment Class	Frequency Bands	Extremity 10g SAR (W/Kg) (Separation Distance 0mm)
NII	WLAN 5GHz	<b>1.96</b>

The SAR values found for the Mobile Phone are below the maximum recommended levels of 1.6 W/Kg as averaged over any 1g tissue according to the ANSI C95.1-1992.

The measurement together with the test system set-up is described in annex C of this test report. A detailed description of the equipment under test can be found in chapter 4 of this test report.



The highest reported SAR value is obtained at the case of **(Table 2.1&2.2)**, Head value is **1.07 W/kg (1g)**, Hotspot value is **1.19 W/kg (1g)**, Body-worn value is **0.78 W/kg (1g)** and Extremity SAR value is **1.96 W/kg (10g)**.

**Table 2.3: Maximum Simultaneous Transmission SAR**

<i>/</i>	<b>Position</b>	<b>Sum (W/kg)</b>
Highest reported SAR value for Head	Right Tilt (WCDMA Band 4 + WLAN 5GHz)	<b>1.20</b>
Highest reported SAR value for Hotspot	Top Side (WCDMA Band 2 + WLAN 5GHz)	<b>0.98</b>
Highest reported SAR value for Body-worn	Rear Side (LTE Band 7 + WLAN 5GHz)	<b>0.49</b>

Note: the test positions of above tables are for the worse case that has been evaluated.

According to the above tables, the highest sum of reported SAR values is **1.20 W/kg (1g)**.

The detail for simultaneous transmission consideration is described in chapter 12.



### 3. Client Information

#### 3.1. Applicant Information

Company Name:	Guangdong OPPO Mobile Telecommunications Corp., Ltd.
Address:	NO.18 Haibin Road, Wusha Village, Chang'an Town, Dongguan City, Guangdong, China
City:	Dongguan
Country:	China
Telephone:	(86)76986076999

#### 3.2. Manufacturer Information

Company Name:	Guangdong OPPO Mobile Telecommunications Corp., Ltd.
Address:	NO.18 Haibin Road, Wusha Village, Chang'an Town, Dongguan City, Guangdong, China
City:	Dongguan
Country:	China
Telephone:	(86)76986076999



## 4. Equipment under Test (EUT) and Ancillary Equipment (AE)

### 4.1. About EUT

Description:	Mobile Phone
Model Name:	CPH2565
Condition of EUT as received:	No obvious damage in appearance
Frequency Bands:	GSM 850/1900, WCDMA Band 2/4/5, LTE Band 2/4/5/7/12/13/17/26/38/41/66, Bluetooth, WLAN 2.4GHz, WLAN 5GHz
Tested Tx Frequency:	824 – 849MHz (GSM 850)
	1850 – 1910MHz (GSM 1900)
	1850 – 1910MHz (WCDMA Band 2)
	1710 – 1755MHz (WCDMA Band 4)
	824 – 849MHz (WCDMA Band 5)
	1850 – 1910MHz (LTE Band 2)
	1710 – 1755MHz (LTE Band 4)
	824 – 849MHz (LTE Band 5)
	2500 – 2570MHz (LTE Band 7)
	699 – 716MHz (LTE Band 12)
	777 – 787MHz (LTE Band 13)
	704 – 716MHz (LTE Band 17)
	814 – 849MHz (LTE Band 26)
	2570 – 2620MHz (LTE Band 38)
	2535 – 2655MHz (LTE Band 41)
	1710 – 1780MHz (LTE Band 66)
2402 – 2480MHz (Bluetooth)	
2412 – 2462MHz (WLAN 2.4GHz)	
5150 – 5850MHz (WLAN 5GHz)	
GPRS / EDGE Multislot Class:	12
GPRS Capability Class:	B
Test device Production information:	Production unit
Device type:	Portable device
Antenna type:	Integrated antenna
Hotspot mode:	Support
Product Dimensions:	Long 158.76mm;Wide 71.04mm;Overall Diagonal 165.10mm
<b>Remark:</b>	
1. This device does not support DTM operation.	
2. This device WLAN 5GHz U-NII-2A and U-NII-2C don't support hotspot operation.	
3. This device support the receiver detection mechanism, the main purpose is to minimize triggering associated with power reduction scenarios by receiver detection mechanisms and provide enhanced user experience. It uses the receiver to indicate whether the user is making a	

call in head scenario or not. The selection between head and body power levels is based on the receiver detection mechanism. It can determine proximity to head or body and set the relevant power level for 2G&3G&4G and WLAN antennas accordingly.

**4.2. Internal Identification of EUT used during the test**

EUT ID*	IMEI	HW Version	SW Version	Receipt Date
UT01aa	IMEI1:864951060052197 IMEI2:864951060052189	11	ColorOS 13.1	2023-04-21
UT02aa	IMEI1:864951060052916 IMEI2:864951060052908	11	ColorOS 13.1	2023-04-21
UT03aa	IMEI1:864951060051892 IMEI2:864951060051884	11	ColorOS 13.1	2023-04-21
UT04aa	IMEI1:864951060050670 IMEI2:864951060050662	11	ColorOS 13.1	2023-04-21

\*EUT ID: is used to identify the test sample in the lab internally.

**Note:** It is performed to test SAR with the UT03aa & UT04aa, and conducted power with the UT01aa & UT02aa.

**4.3. Internal Identification of AE used during the test**

AE ID*	Description	Model	Manufacturer
AE1	Battery	BLPA07	Dongguan NVT Technology CO., LTD

\*AE ID: is used to identify the test sample in the lab internally.



## 5. Test Methodology

### 5.1. Applicable Limit Regulations

**ANSI C95.1:1992** IEEE Standard for Safety Levels with Respect to Human Exposure to Radio Frequency Electromagnetic Fields, 3 kHz to 300 GHz.

It specifies the maximum exposure limit of **1.6 W/kg** as averaged over any 1 gram of tissue for portable devices being used within 20 cm of the user in the uncontrolled environment.

### 5.2. Applicable Measurement Standards

**IEEE 1528:2013** Recommended Practice for Determining the Peak Spatial-Average Specific Absorption Rate (SAR) in the Human Head from Wireless Communications Devices: Experimental Techniques.

**KDB 447498 D01 General RF Exposure Guidance v06** RF Exposure Procedures and Equipment Authorization Policies for Mobile and Portable Devices

**KDB 648474 D04 Handset SAR v01r03** SAR Evaluation Considerations for Wireless Handsets.

**KDB 941225 D01 SAR test for 3G devices v03r01** SAR Measurement Procedures for 3G Devices

**KDB 941225 D05 SAR for LTE Devices v02r05** SAR Evaluation Considerations for LTE Devices

**KDB 941225 D06 Hot Spot SAR v02r01** SAR Evaluation Procedures for Portable Devices with Wireless Router Capabilities

**KDB 248227 D01 802.11 Wi-Fi SAR v02r02** SAR Guidance for IEEE 802.11 (Wi-Fi) Transmitters.

**KDB 865664 D01 SAR measurement 100 MHz to 6 GHz v01r04** SAR Measurement Requirements for 100 MHz to 6 GHz

**KDB 865664 D02 RF Exposure Reporting v01r02** RF Exposure Compliance Reporting and Documentation Considerations

**KDB 941225 D07 UMPC Mini Tablet v01r02** SAR Evaluation Procedures for UMPC Mini-Tablet Devices

**TCB workshop April 2019: RF Exposure Procedures**

## 6. Specific Absorption Rate (SAR)

### 6.1. Introduction

SAR is related to the rate at which energy is absorbed per unit mass in an object exposed to a radio field. The SAR distribution in a biological body is complicated and is usually carried out by experimental techniques or numerical modeling. The standard recommends limits for two tiers of groups, occupational/controlled and general population/uncontrolled, based on a person's awareness and ability to exercise control over his or her exposure. In general, occupational/controlled exposure limits are higher than the limits for general population/uncontrolled.

### 6.2. SAR Definition

The SAR definition is the time derivative (rate) of the incremental energy ( $dW$ ) absorbed by (dissipated in) an incremental mass ( $dm$ ) contained in a volume element ( $dv$ ) of a given density ( $\rho$ ). The equation description is as below:

$$SAR = \frac{d}{dt} \left( \frac{dW}{dm} \right) = \frac{d}{dt} \left( \frac{dW}{\rho dv} \right)$$

SAR is expressed in units of Watts per kilogram (W/kg)

SAR measurement can be either related to the temperature elevation in tissue by

$$SAR = c \left( \frac{\delta T}{\delta t} \right)$$

Where:  $C$  is the specific heat capacity,  $\delta T$  is the temperature rise and  $\delta t$  is the exposure duration, or related to the electrical field in the tissue by

$$SAR = \frac{\sigma |E|^2}{\rho}$$

Where:  $\sigma$  is the conductivity of the tissue,  $\rho$  is the mass density of tissue and  $E$  is the RMS electrical field strength.

However for evaluating SAR of low power transmitter, electrical field measurement is typically applied.

## 7. Tissue Simulating Liquids

### 7.1. Targets for tissue simulating liquid

**Table 7.1: Targets for tissue simulating liquid**


Frequency (MHz)	Liquid Type	Conductivity ( $\sigma$ )	$\pm 5\%$ Range	Permittivity ( $\epsilon$ )	$\pm 5\%$ Range
750	Head	0.89	0.85~0.93	41.9	39.8~44.0
835	Head	0.90	0.86~0.95	41.5	39.4~43.6
1750	Head	1.37	1.30~1.44	40.1	38.1~42.1
1900	Head	1.40	1.33~1.47	40.0	38.0~42.0
2450	Head	1.80	1.71~1.89	39.2	37.2~41.2
2550	Head	1.91	1.81~2.01	39.1	37.1~41.0
5250	Head	4.71	4.47~4.95	35.9	34.1~37.7
5600	Head	5.07	4.82~5.32	35.5	33.8~37.3
5750	Head	5.22	4.96~5.48	35.4	33.6~37.1

### 7.2. Dielectric Performance

**Table 7.2: Dielectric Performance of Tissue Simulating Liquid**

Measurement Date (yyyy-mm-dd)	Type	Frequency (MHz)	Conductivity $\sigma$ (S/m)	Drift (%)	Permittivity $\epsilon$	Drift (%)
2023-05-12	750	Head	0.881	-1.01	42.35	1.07
2023-05-10	835	Head	0.922	2.44	40.64	-2.07
2023-05-13	835	Head	0.915	1.67	40.93	-1.37
2023-05-18	1750	Head	1.388	1.31	39.46	-1.60
2023-05-28	1750	Head	1.362	-0.58	39.70	-1.00
2023-05-20	1900	Head	1.425	1.79	39.23	-1.93
2023-05-28	1900	Head	1.414	1.00	39.48	-1.30
2023-05-25	2450	Head	1.832	1.78	38.54	-1.68
2023-05-17	2550	Head	1.958	2.51	38.06	-2.66
2023-05-19	2550	Head	1.949	2.04	38.33	-1.97
2023-05-16	5250	Head	4.637	-1.55	36.71	2.26
2023-05-16	5600	Head	5.005	-1.28	36.19	1.94
2023-05-16	5750	Head	5.326	2.03	34.58	-2.32


Note: The liquid temperature is 22.0°C.



**Picture 7-1: Liquid depth in the Head Phantom (750MHz)**




**Picture 7-2: Liquid depth in the Head Phantom (835MHz)**



Picture 7-3: Liquid depth in the Head Phantom (1750MHz)



Picture 7-4: Liquid depth in the Head Phantom (1900MHz)



**Picture 7-5: Liquid depth in the Head Phantom (2450MHz)**



**Picture 7-6: Liquid depth in the Head Phantom (2550MHz)**



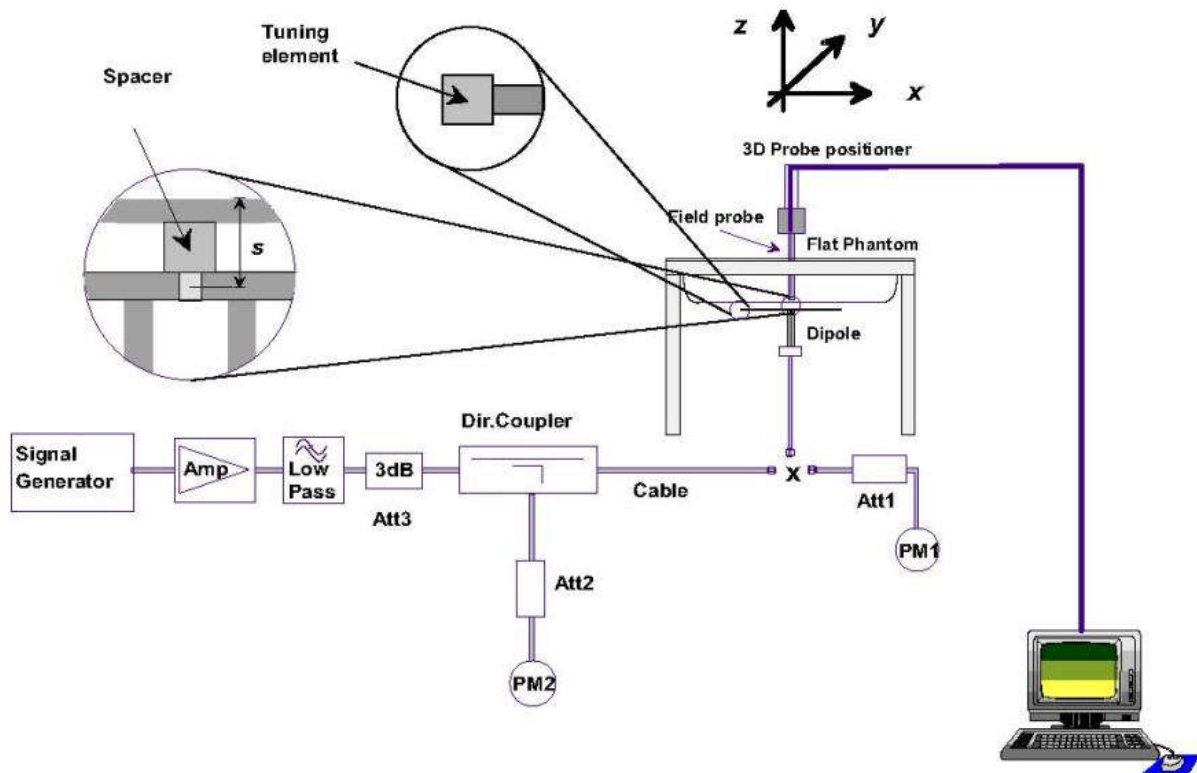


**Picture 7-7: Liquid depth in the Head Phantom (5GHz)**

## 8. System verification

### 8.1. System Setup

In the simplified setup for system evaluation, the DUT is replaced by a calibrated dipole and the power source is replaced by a continuous wave that comes from a signal generator. The calibrated dipole must be placed beneath the flat phantom section of the SAM twin phantom with the correct distance holder. The distance holder should touch the phantom surface with a light pressure at the reference marking and be oriented parallel to the long side of the phantom. The equipment setup is shown below:



**Picture 8.1 System Setup for System Evaluation**

For the dipole below 3GHz, the output power on dipole port must be calibrated to 24 dBm (250mW) before dipole is connected.

For the dipole above 3GHz, the output power on dipole port must be calibrated to 20 dBm (100mW) before dipole is connected.



Picture 8.2 Photo of Dipole Setup

## 8.2. System Verification

SAR system verification is required to confirm measurement accuracy, according to the tissue dielectric media, probe calibration points and other system operating parameters required for measuring the SAR of a test device. The system verification must be performed for each frequency band and within the valid range of each probe calibration point required for testing the device.

Table 8.1: System Verification of Head

Measurement Date	Frequency (MHz)	Target value (W/kg)		Measured value (W/kg)				Deviation (%)	
		10 g	1 g	/		Normalize to 1W		10 g	1 g
				10 g	1 g	10 g	1 g		
2023-05-12	750	5.62	8.48	1.37	2.05	5.48	8.20	-2.49	-3.30
2023-05-10	835	6.29	9.64	1.62	2.50	6.48	10.00	3.02	3.73
2023-05-13	835	6.29	9.64	1.59	2.47	6.36	9.88	1.11	2.49
2023-05-18	1750	19.60	36.30	5.02	9.46	20.08	37.84	2.45	4.24
2023-05-28	1750	19.60	36.30	4.83	8.75	19.32	35.00	-1.43	-3.58
2023-05-20	1900	20.50	40.20	5.27	10.5	21.08	42.00	2.83	4.48
2023-05-28	1900	20.50	40.20	5.18	10.3	20.72	41.20	1.07	2.49
2023-05-25	2450	24.20	53.20	6.13	13.7	24.52	54.80	1.32	3.01
2023-05-17	2550	25.20	55.90	6.49	14.5	25.96	58.00	3.02	3.76
2023-05-19	2550	25.20	55.90	6.37	14.3	25.48	57.20	1.11	2.33
2023-05-16	5250	22.80	79.70	2.24	7.68	22.40	76.80	-1.75	-3.64
2023-05-16	5600	23.60	82.60	2.33	8.01	23.30	80.10	-1.27	-3.03
2023-05-16	5750	22.10	78.50	2.26	8.14	22.60	81.40	2.26	3.69

## 9. Measurement Procedures

### 9.1. Tests to be performed

In order to determine the highest value of the peak spatial-average SAR of a handset, all device positions, configurations and operational modes shall be tested for each frequency band according to steps 1 to 3 below. A flowchart of the test process is shown in picture 9.1.

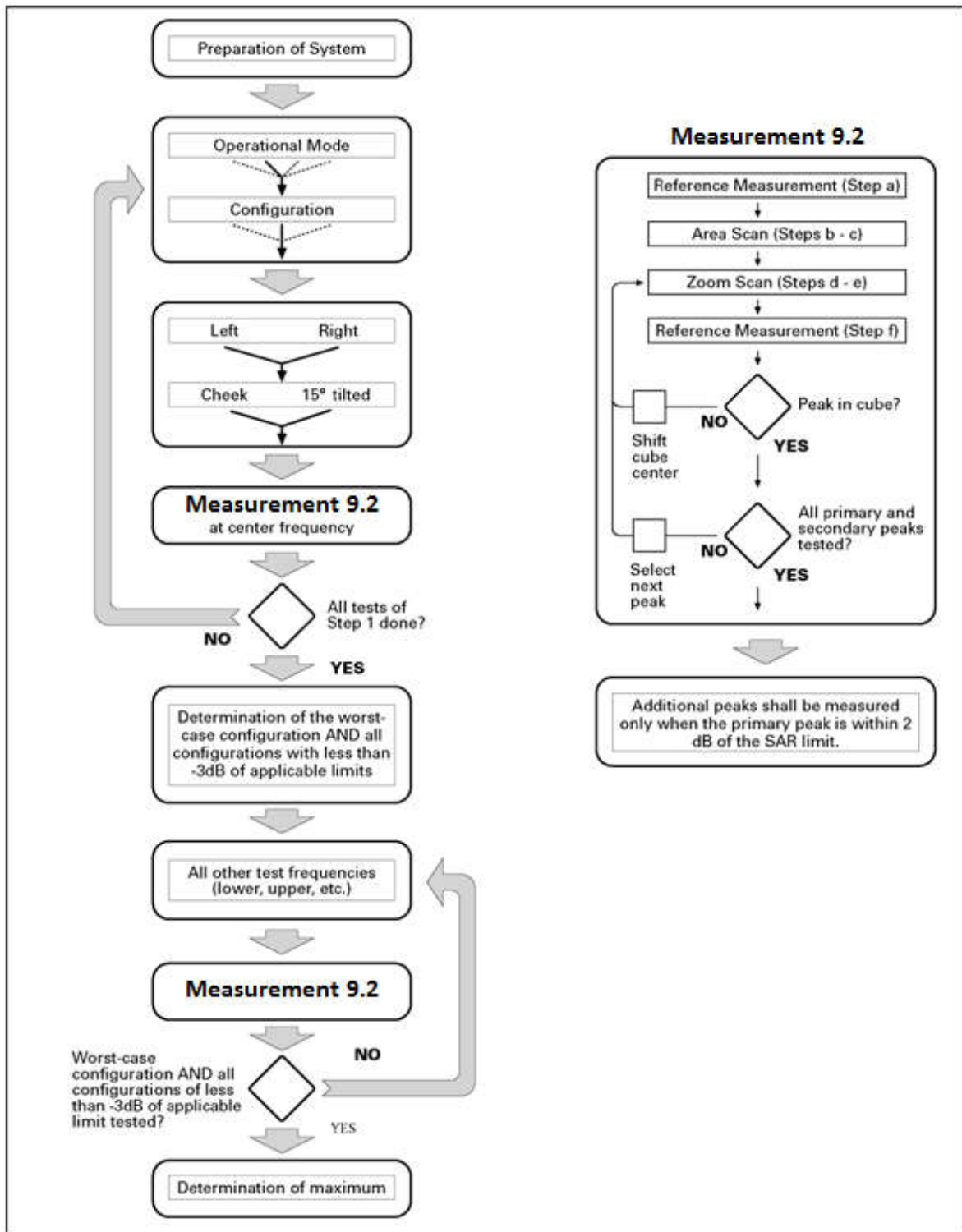
**Step 1:** The tests described in 9.2 shall be performed at the channel that is closest to the center of the transmit frequency band ( $f_c$ ) for:

- a) all device positions (cheek and tilt, for both left and right sides of the SAM phantom, as described in annex D),
- b) all configurations for each device position in a), e.g., antenna extended and retracted, and
- c) all operational modes, e.g., analogue and digital, for each device position in a) and configuration in b) in each frequency band.

If more than three frequencies need to be tested according to 11.1 (i.e.,  $N_c > 3$ ), then all frequencies, configurations and modes shall be tested for all of the above test conditions.

**Step 2:** For the condition providing highest peak spatial-average SAR determined in Step 1, perform all tests described in 9.2 at all other test frequencies, i.e., lowest and highest frequencies. In addition, for all other conditions (device position, configuration and operational mode) where the peak spatial-average SAR value determined in Step 1 is within 3 dB of the applicable SAR limit, it is recommended that all other test frequencies shall be tested as well.

**Step 3:** Examine all data to determine the highest value of the peak spatial-average SAR found in Steps 1 to 2.



Picture 9.1 Block diagram of the tests to be performed

## 9.2. General Measurement Procedure

The area and zoom scan resolutions specified in the table below must be applied to the SAR measurements and fully documented in SAR reports to qualify for TCB approval. Probe boundary effect error compensation is required for measurements with the probe tip closer than half a probe tip diameter to the phantom surface. Both the probe tip diameter and sensor offset distance must satisfy measurement protocols; to ensure probe boundary effect errors are minimized and the higher fields closest to the phantom surface can be correctly measured and extrapolated to the phantom surface for computing 1-g SAR. Tolerances of the post-processing algorithms must be verified by the test laboratory for the scan resolutions used in the SAR measurements, according to the reference distribution functions specified in IEEE Std 1528-2013. The results should be documented as part of the system validation records and may be requested to support test results when all the measurement parameters in the following table are not satisfied.

		$\leq 3$ GHz	$> 3$ GHz	
Maximum distance from closest measurement point (geometric center of probe sensors) to phantom surface		$5 \pm 1$ mm	$\frac{1}{2} \cdot \delta \cdot \ln(2) \pm 0.5$ mm	
Maximum probe angle from probe axis to phantom surface normal at the measurement location		$30^\circ \pm 1^\circ$	$20^\circ \pm 1^\circ$	
Maximum area scan spatial resolution: $\Delta x_{Area}$ , $\Delta y_{Area}$		$\leq 2$ GHz: $\leq 15$ mm 2 – 3 GHz: $\leq 12$ mm	3 – 4 GHz: $\leq 12$ mm 4 – 6 GHz: $\leq 10$ mm	
		When the x or y dimension of the test device, in the measurement plane orientation, is smaller than the above, the measurement resolution must be $\leq$ the corresponding x or y dimension of the test device with at least one measurement point on the test device.		
Maximum zoom scan spatial resolution: $\Delta x_{Zoom}$ , $\Delta y_{Zoom}$		$\leq 2$ GHz: $\leq 8$ mm 2 – 3 GHz: $\leq 5$ mm*	3 – 4 GHz: $\leq 5$ mm* 4 – 6 GHz: $\leq 4$ mm*	
Maximum zoom scan spatial resolution, normal to phantom surface	uniform grid: $\Delta z_{Zoom}(n)$	$\leq 5$ mm	3 – 4 GHz: $\leq 4$ mm 4 – 5 GHz: $\leq 3$ mm 5 – 6 GHz: $\leq 2$ mm	
	graded grid	$\Delta z_{Zoom}(1)$ : between 1 <sup>st</sup> two points closest to phantom surface	$\leq 4$ mm	3 – 4 GHz: $\leq 3$ mm 4 – 5 GHz: $\leq 2.5$ mm 5 – 6 GHz: $\leq 2$ mm
		$\Delta z_{Zoom}(n>1)$ : between subsequent points	$\leq 1.5 \cdot \Delta z_{Zoom}(n-1)$	
Minimum zoom scan volume	x, y, z	$\geq 30$ mm	3 – 4 GHz: $\geq 28$ mm 4 – 5 GHz: $\geq 25$ mm 5 – 6 GHz: $\geq 22$ mm	
Note: $\delta$ is the penetration depth of a plane-wave at normal incidence to the tissue medium; see draft standard IEEE P1528-2011 for details. * When zoom scan is required and the <i>reported</i> SAR from the area scan based 1-g SAR estimation procedures of KDB 447498 is $\leq 1.4$ W/kg, $\leq 8$ mm, $\leq 7$ mm and $\leq 5$ mm zoom scan resolution may be applied, respectively, for 2 GHz to 3 GHz, 3 GHz to 4 GHz and 4 GHz to 6 GHz.				

### 9.3. WCDMA Measurement Procedures for SAR

The following procedures are applicable to WCDMA handsets operating under 3GPP Release99, Release 5 and Release 6. The default test configuration is to measure SAR with an established radio link between the DUT and a communication test set using a 12.2kbps RMC (reference measurement channel) configured in Test Loop Mode 1. SAR is selectively confirmed for other physical channel configurations (DPCCH & DPDCH<sub>n</sub>), HSDPA and HSPA (HSUPA/HSDPA) modes according to output power, exposure conditions and device operating capabilities. Both uplink and downlink should be configured with the same RMC or AMR, when required. SAR for Release 5 HSDPA and Release 6 HSPA are measured using the applicable FRC (fixed reference channel) and E-DCH reference channel configurations. Maximum output power is verified according to applicable versions of 3GPP TS 34.121 and SAR must be measured according to these maximum output conditions. When Maximum Power Reduction (MPR) is not implemented according to Cubic Metric (CM) requirements for Release 6 HSPA, the following procedures do not apply.

#### For Release 5 HSDPA Data Devices:

Sub-test	$\beta_c$	$\beta_d$	$\beta_d$ (SF)	$\beta_c / \beta_d$	$\beta_{hs}$	CM/dB
1	2/15	15/15	64	2/15	4/15	0.0
2	12/15	15/15	64	12/15	24/25	1.0
3	15/15	8/15	64	15/8	30/15	1.5
4	15/15	4/15	64	15/4	30/15	1.5

#### For Release 6 HSPA Data Devices

Sub-test	$\beta_c$	$\beta_d$	$\beta_d$ (SF)	$\beta_c / \beta_d$	$\beta_{hs}$	$\beta_{ec}$	$\beta_{ed}$	$\beta_{ed}$ (SF)	$\beta_{ed}$ (codes)	CM (dB)	MPR (dB)	AG Index	E-TFCI
1	11/15	15/15	64	11/15	22/15	209/225	1039/225	4	1	1.0	0.0	20	75
2	6/15	15/15	64	6/15	12/15	12/15	12/15	4	1	3.0	2.0	12	67
3	15/15	9/15	64	15/9	30/15	30/15	$\beta_{ed1}:47/15$ $\beta_{ed2}:47/15$	4	2	2.0	1.0	15	92
4	2/15	15/15	64	2/15	4/15	4/15	56/75	4	1	3.0	2.0	17	71
5	15/15	15/15	64	15/15	24/15	30/15	134/15	4	1	1.0	0.0	21	81

#### 9.4. SAR Measurement for LTE

SAR tests for LTE are performed with a base station simulator, Anristu MT8820C. Closed loop power control was used so the UE transmits with maximum output power during SAR testing. All powers were measured with the Anristu MT8820C. It is performed for conducted power and SAR based on the KDB941225 D05.

SAR is evaluated separately according to the following procedures for the different test positions in each exposure condition – head, body, body-worn accessories and other use conditions. The procedures in the following subsections are applied separately to test each LTE frequency band.

1) QPSK with 1 RB allocation

Start with the largest channel bandwidth and measure SAR for QPSK with 1 RB allocation, using the RB offset and required test channel combination with the highest maximum output power among RB offsets at the upper edge, middle and lower edge of each required test channel. When the reported SAR is  $\leq 0.8$  W/kg, testing of the remaining RB offset configurations and required test channels is not required for 1 RB allocation; otherwise, SAR is required for the remaining required test channels and only for the RB offset configuration with the highest output power for that channel. When the reported SAR of a required test channel is  $> 1.45$  W/kg, SAR is required for all three RB offset configurations for that required test channel.

2) QPSK with 50% RB allocation

The procedures required for 1 RB allocation in 1) are applied to measure the SAR for QPSK with 50% RB allocation.

3) QPSK with 100% RB allocation

For QPSK with 100% RB allocation, SAR is not required when the highest maximum output power for 100 % RB allocation is less than the highest maximum output power in 50% and 1 RB allocations and the highest reported SAR for 1 RB and 50% RB allocation in 1) and 2) are  $\leq 0.8$  W/kg. Otherwise, SAR is measured for the highest output power channel; and if the reported SAR is  $> 1.45$  W/kg, the remaining required test channels must also be tested.



### 9.5. LTE (TDD) Considerations

According to KDB 941225 D05 SAR for LTE Devices, for Time-Division Duplex (TDD) systems, SAR must be tested using a fixed periodic duty factor according to the highest transmission duty factor implemented for the device and supported by the defined 3GPP LTE TDD configurations. SAR was tested with the highest transmission duty factor (63.33%) using Uplink-downlink configuration 0 and Special subframe configuration 7.

LTE TDD Band 38/41 support 3GPP TS 36.211 section 4.2 for Type 2 Frame Structure and Table 4.2-2 for uplink-downlink configurations and Table 4.2-1 for Special subframe configurations.

Special subframe configuration	Normal cyclic prefix in downlink			Extended cyclic prefix in downlink		
	DwPTS	UpPTS		DwPTS	UpPTS	
		Normal cyclic prefix in uplink	Extended cyclic prefix in uplink		Normal cyclic prefix in uplink	Extended cyclic prefix in uplink
0	$6592 \cdot T_s$	$2192 \cdot T_s$	$2560 \cdot T_s$	$7680 \cdot T_s$	$2192 \cdot T_s$	$2560 \cdot T_s$
1	$19760 \cdot T_s$			$20480 \cdot T_s$		
2	$21952 \cdot T_s$			$23040 \cdot T_s$		
3	$24144 \cdot T_s$			$25600 \cdot T_s$		
4	$26336 \cdot T_s$			$7680 \cdot T_s$		
5	$6592 \cdot T_s$	$4384 \cdot T_s$	$5120 \cdot T_s$	$20480 \cdot T_s$	$4384 \cdot T_s$	$5120 \cdot T_s$
6	$19760 \cdot T_s$			$23040 \cdot T_s$		
7	$21952 \cdot T_s$			$12800 \cdot T_s$		
8	$24144 \cdot T_s$			-		
9	$13168 \cdot T_s$			-		

Configuration of special subframe (lengths of DwPTS/GP/UpPTS)

Uplink-Downlink Configuration	Downlink-to-Uplink Switch-point Periodicity	Subframe Number										Calculated Duty Cycle (%)
		0	1	2	3	4	5	6	7	8	9	
0	5 ms	D	S	U	U	U	D	S	U	U	U	63.33
1	5 ms	D	S	U	U	D	D	S	U	U	D	43.33
2	5 ms	D	S	U	D	D	D	S	U	D	D	23.33
3	10 ms	D	S	U	U	U	D	D	D	D	D	31.67
4	10 ms	D	S	U	U	D	D	D	D	D	D	21.67
5	10 ms	D	S	U	D	D	D	D	D	D	D	11.67
6	5 ms	D	S	U	U	U	D	S	U	U	D	53.33

Calculated Duty Cycle

Calculated Duty Cycle = Extended cyclic prefix in uplink x (Ts) x # of S + # of U

Example for Calculated Duty Cycle for Uplink-Downlink Configuration 0:

$$\text{Calculated Duty Cycle} = 5120 \times [1/(15000 \times 2048)] \times 2 + 6 \text{ ms} = 63.33\%$$

Where

$$T_s = 1/(15000 \times 2048) \text{ seconds}$$

## **9.6. Bluetooth & WLAN Measurement Procedures for SAR**

Normal network operating configurations are not suitable for measuring the SAR of 802.11 transmitters in general. Unpredictable fluctuations in network traffic and antenna diversity conditions can introduce undesirable variations in SAR results. The SAR for these devices should be measured using chipset based test mode software to ensure that the results are consistent and reliable.

Chipset based test mode software is hardware dependent and generally varies among manufacturers. The device operating parameters established in a test mode for SAR measurements must be identical to those programmed in production units, including output power levels, amplifier gain settings and other RF performance tuning parameters. The test frequencies should correspond to actual channel frequencies defined for domestic use. SAR for devices with switched diversity should be measured with only one antenna transmitting at a time during each SAR measurement, according to a fixed modulation and data rate. The same data pattern should be used for all measurements.

## **9.7. Power Drift**

To control the output power stability during the SAR test, DASY5 system calculates the power drift by measuring the E-field at the same location at the beginning and at the end of the measurement for each test position. These drift values can be found in Section 14 labeled as: (Power Drift [dB]). This ensures that the power drift during one measurement is within 5%.



## 10. Conducted Output Power

Table 10.1: Summary of power level – WWAN antenna

<b>WWAN stand-alone</b>	<b>Receiver on (Head)</b>	<b>Receiver off (Body)</b>
	<b>Power Level A1</b>	<b>Power Level B1</b>
<b>WWAN + BT/WLAN simultaneous transmission</b>	<b>Receiver on (Head)</b>	<b>Receiver off (Body)</b>
	<b>Power Level A2</b>	<b>Power Level B2</b>

Table 10.2: Summary of power level – WLAN antenna

<b>Bluetooth/WLAN stand-alone</b>	<b>Receiver on (Head)</b>	<b>Receiver off (Body)</b>
	<b>Power Level C1</b>	<b>Power Level D1</b>
<b>Bluetooth/WLAN + WWAN simultaneous transmission</b>	<b>Receiver on (Head)</b>	<b>Receiver off (Body)</b>
	<b>Power Level C2</b>	<b>Power Level D2</b>

### 10.1. GSM Measurement result

**Table 10.3: The conducted power measurement results for GSM/GPRS/EGPRS**

Ant.1 - Power Level A1									
GSM850 Speech	Tune up	Measured Power (dBm)							
		Ch.251	Ch.190	Ch.128					
1Tx slot	32.0	30.35	30.35	30.17					
GPRS850/ EDGE850	/	Measured timeslot-Averaged output Power (dBm)			calculation	Source-based time-Averaged output Power (dBm)			
		Ch.251	Ch.190	Ch.128		Ch.251	Ch.190	Ch.128	
1Tx-slot	32.0	30.30	30.31	30.15	-9.03	21.27	21.28	21.12	
2Tx-slots	29.5	27.58	27.44	27.43	-6.02	21.56	21.42	21.41	
3Tx-slots	27.5	25.92	25.97	25.93	-4.26	21.66	21.71	21.67	
4Tx-slots	26.0	24.83	24.73	24.71	-3.01	21.82	21.72	21.70	
EDGE850 (8PSK)	/	Measured timeslot-Averaged output Power (dBm)			calculation	Source-based time-Averaged output Power (dBm)			
		Ch.251	Ch.190	Ch.128		Ch.251	Ch.190	Ch.128	
1Tx-slot	26.0	24.14	24.15	24.21	-9.03	15.11	15.12	15.18	
2Tx-slots	23.5	21.83	21.84	21.92	-6.02	15.81	15.82	15.90	
3Tx-slots	21.5	19.54	19.57	19.53	-4.26	15.28	15.31	15.27	
4Tx-slots	20.5	18.71	18.73	18.67	-3.01	15.70	15.72	15.66	
Ant.1 - Power Level A2/B2									
GSM850 Speech	Tune up	Measured Power (dBm)							
		Ch.251	Ch.190	Ch.128					
1Tx slot	31.0	29.60	29.51	29.45					
GPRS850/ EDGE850	/	Measured timeslot-Averaged output Power (dBm)			calculation	Source-based time-Averaged output Power (dBm)			
		Ch.251	Ch.190	Ch.128		Ch.251	Ch.190	Ch.128	
1Tx-slot	31.0	29.57	29.49	29.43	-9.03	20.54	20.46	20.40	
2Tx-slots	28.5	26.83	26.73	26.75	-6.02	20.81	20.71	20.73	
3Tx-slots	26.5	25.23	25.24	25.17	-4.26	20.97	20.98	20.91	
4Tx-slots	25.0	24.07	24.15	24.05	-3.01	21.06	21.14	21.04	
EDGE850 (8PSK)	/	Measured timeslot-Averaged output Power (dBm)			calculation	Source-based time-Averaged output Power (dBm)			
		Ch.251	Ch.190	Ch.128		Ch.251	Ch.190	Ch.128	
1Tx-slot	25.0	23.63	23.61	23.76	-9.03	14.60	14.58	14.73	
2Tx-slots	22.5	20.99	21.02	21.07	-6.02	14.97	15.00	15.05	
3Tx-slots	20.5	18.81	18.83	18.91	-4.26	14.55	14.57	14.65	
4Tx-slots	19.5	17.92	17.87	17.88	-3.01	14.91	14.86	14.87	

Ant.1 - Power Level B1								
GSM850 Speech	Tune up	Measured Power (dBm)			/			
		Ch.251	Ch.190	Ch.128				
1Tx slot	<b>32.5</b>	30.75	30.85	30.76				
GPRS850/ EDGE850	/	Measured timeslot-Averaged output Power (dBm)			calculation	Source-based time-Averaged output Power (dBm)		
		Ch.251	Ch.190	Ch.128		Ch.251	Ch.190	Ch.128
1Tx-slot	<b>32.5</b>	30.74	30.81	30.74	-9.03	21.71	21.78	21.71
2Tx-slots	<b>29.0</b>	27.47	27.39	27.39	-6.02	21.45	21.37	21.37
3Tx-slots	<b>27.5</b>	26.02	25.88	25.80	-4.26	21.76	21.62	21.54
4Tx-slots	<b>26.5</b>	<b>24.80</b>	<b>24.79</b>	<b>24.71</b>	<b>-3.01</b>	<b>21.79</b>	<b>21.78</b>	<b>21.70</b>
EDGE850 (8PSK)	/	Measured timeslot-Averaged output Power (dBm)			calculation	Source-based time-Averaged output Power (dBm)		
		Ch.251	Ch.190	Ch.128		Ch.251	Ch.190	Ch.128
1Tx-slot	<b>26.5</b>	24.65	24.63	24.70	-9.03	15.62	15.60	15.67
2Tx-slots	<b>23.0</b>	21.77	21.83	21.80	-6.02	15.75	15.81	15.78
3Tx-slots	<b>21.0</b>	19.48	19.52	19.51	-4.26	15.22	15.26	15.25
4Tx-slots	<b>20.5</b>	18.73	18.69	18.78	-3.01	15.72	15.68	15.77

Ant.0 - Power Level A1/A2/B1								
GSM850 Speech	Tune up	Measured Power (dBm)			/			
		Ch.251	Ch.190	Ch.128				
1Tx slot	<b>33.5</b>	<b>32.20</b>	<b>32.21</b>	<b>32.44</b>				
GPRS850/ EDGE850	/	Measured timeslot-Averaged output Power (dBm)			calculation	Source-based time-Averaged output Power (dBm)		
		Ch.251	Ch.190	Ch.128		Ch.251	Ch.190	Ch.128
1Tx-slot	<b>33.5</b>	32.14	32.25	32.51	-9.03	23.11	23.22	23.48
2Tx-slots	<b>31.0</b>	<b>29.75</b>	<b>29.89</b>	<b>29.88</b>	-6.02	<b>23.73</b>	<b>23.87</b>	<b>23.86</b>
3Tx-slots	<b>29.0</b>	27.81	27.89	28.01	-4.26	23.55	23.63	23.75
4Tx-slots	<b>27.5</b>	26.61	26.65	26.65	-3.01	23.60	23.64	23.64
EDGE850 (8PSK)	/	Measured timeslot-Averaged output Power (dBm)			calculation	Source-based time-Averaged output Power (dBm)		
		Ch.251	Ch.190	Ch.128		Ch.251	Ch.190	Ch.128
1Tx-slot	<b>27.5</b>	26.36	26.54	26.66	-9.03	17.33	17.51	17.63
2Tx-slots	<b>25.0</b>	23.70	23.86	24.05	-6.02	17.68	17.84	18.03
3Tx-slots	<b>23.0</b>	21.91	21.95	22.19	-4.26	17.65	17.69	17.93
4Tx-slots	<b>22.5</b>	21.01	21.08	21.27	-3.01	18.00	18.07	18.26
Ant.0 - Power Level B2								
GSM850 Speech	Tune up	Measured Power (dBm)			/			
		Ch.251	Ch.190	Ch.128				
1Tx slot	<b>32.0</b>	30.38	30.52	30.55				
GPRS850/ EDGE850	/	Measured timeslot-Averaged output Power (dBm)			calculation	Source-based time-Averaged output Power (dBm)		
		Ch.251	Ch.190	Ch.128		Ch.251	Ch.190	Ch.128
1Tx-slot	<b>32.0</b>	30.35	30.49	30.50	-9.03	21.32	21.46	21.47
2Tx-slots	<b>29.5</b>	<b>27.74</b>	<b>27.85</b>	<b>27.78</b>	-6.02	<b>21.72</b>	<b>21.83</b>	<b>21.76</b>
3Tx-slots	<b>27.5</b>	26.02	26.07	26.10	-4.26	21.76	21.81	21.84
4Tx-slots	<b>26.0</b>	24.78	24.81	24.83	-3.01	21.77	21.80	21.82
EDGE850 (8PSK)	/	Measured timeslot-Averaged output Power (dBm)			calculation	Source-based time-Averaged output Power (dBm)		
		Ch.251	Ch.190	Ch.128		Ch.251	Ch.190	Ch.128
1Tx-slot	<b>26.0</b>	24.27	24.40	24.50	-9.03	15.24	15.37	15.47
2Tx-slots	<b>23.5</b>	21.86	22.05	22.15	-6.02	15.84	16.03	16.13
3Tx-slots	<b>21.5</b>	19.58	19.62	19.85	-4.26	15.32	15.36	15.59
4Tx-slots	<b>20.5</b>	18.67	18.93	19.03	-3.01	15.66	15.92	16.02

Ant.1 - Power Level A1								
GSM1900 Speech	Tune up	Measured Power (dBm)			/			
		Ch.810	Ch.661	Ch.512				
1Tx slot	25.5	24.45	24.34	24.70				
GPRS1900/ EDGE1900	/	Measured timeslot-Averaged output Power (dBm)			calculation	Source-based time-Averaged output Power (dBm)		
		Ch.810	Ch.661	Ch.512		Ch.810	Ch.661	Ch.512
1Tx-slot	25.5	24.44	24.31	24.68	-9.03	15.41	15.28	15.65
2Tx-slots	23.0	21.77	21.62	21.95	-6.02	15.75	15.60	15.93
3Tx-slots	21.0	19.93	19.78	20.11	-4.26	15.67	15.52	15.85
4Tx-slots	19.5	18.52	18.35	18.78	-3.01	15.51	15.34	15.77
EDGE1900 (8PSK)	/	Measured timeslot-averaged output Power (dBm)			calculation	Source-based time-Averaged output Power (dBm)		
		Ch.810	Ch.661	Ch.512		Ch.810	Ch.661	Ch.512
1Tx-slot	21.5	20.39	20.21	20.54	-9.03	11.36	11.18	11.51
2Tx-slots	19.0	17.67	17.33	17.65	-6.02	11.65	11.31	11.63
3Tx-slots	16.5	15.23	14.92	15.34	-4.26	10.97	10.66	11.08
4Tx-slots	16.0	14.44	14.36	14.62	-3.01	11.43	11.35	11.61
Ant.1 - Power Level A2								
GSM1900 Speech	Tune up	Measured Power (dBm)			/			
		Ch.810	Ch.661	Ch.512				
1Tx slot	24.5	23.55	23.39	23.76				
GPRS1900/ EDGE1900	/	Measured timeslot-Averaged output Power (dBm)			calculation	Source-based time-Averaged output Power (dBm)		
		Ch.810	Ch.661	Ch.512		Ch.810	Ch.661	Ch.512
1Tx-slot	24.5	23.53	23.36	23.75	-9.03	14.50	14.33	14.72
2Tx-slots	22.0	21.08	21.01	21.31	-6.02	15.06	14.99	15.29
3Tx-slots	20.0	19.24	19.07	19.56	-4.26	14.98	14.81	15.30
4Tx-slots	18.5	17.82	17.64	18.05	-3.01	14.81	14.63	15.04
EDGE1900 (8PSK)	/	Measured timeslot-averaged output Power (dBm)			calculation	Source-based time-Averaged output Power (dBm)		
		Ch.810	Ch.661	Ch.512		Ch.810	Ch.661	Ch.512
1Tx-slot	20.5	19.39	19.34	19.61	-9.03	10.36	10.31	10.58
2Tx-slots	18.0	16.86	16.77	17.12	-6.02	10.84	10.75	11.10
3Tx-slots	16.0	14.32	14.30	14.59	-4.26	10.06	10.04	10.33
4Tx-slots	15.5	13.88	13.69	14.08	-3.01	10.87	10.68	11.07

Ant.1 - Power Level B1								
GSM1900 Speech	Tune up	Measured Power (dBm)			/			
		Ch.810	Ch.661	Ch.512				
1Tx slot	<b>28.5</b>	27.50	27.14	27.70				
GPRS1900/ EDGE1900	/	Measured timeslot-Averaged output Power (dBm)			calculation	Source-based time-Averaged output Power (dBm)		
		Ch.810	Ch.661	Ch.512		Ch.810	Ch.661	Ch.512
1Tx-slot	<b>28.5</b>	27.48	27.11	27.69	<b>-9.03</b>	18.45	18.08	18.66
2Tx-slots	<b>26.0</b>	<b>24.76</b>	<b>24.47</b>	<b>24.88</b>	<b>-6.02</b>	<b>18.74</b>	<b>18.45</b>	<b>18.86</b>
3Tx-slots	<b>24.0</b>	22.62	22.45	22.87	<b>-4.26</b>	18.36	18.19	18.61
4Tx-slots	<b>22.5</b>	21.45	21.21	21.62	<b>-3.01</b>	18.44	18.20	18.61
EDGE1900 (8PSK)	/	Measured timeslot-averaged output Power (dBm)			calculation	Source-based time-Averaged output Power (dBm)		
		Ch.810	Ch.661	Ch.512		Ch.810	Ch.661	Ch.512
1Tx-slot	<b>24.5</b>	22.99	22.86	23.26	<b>-9.03</b>	13.96	13.83	14.23
2Tx-slots	<b>22.0</b>	20.71	20.57	20.96	<b>-6.02</b>	14.69	14.55	14.94
3Tx-slots	<b>20.0</b>	18.25	17.92	18.23	<b>-4.26</b>	13.99	13.66	13.97
4Tx-slots	<b>19.5</b>	17.63	17.55	17.74	<b>-3.01</b>	14.62	14.54	14.73
Ant.1 - Power Level B2								
GSM1900 Speech	Tune up	Measured Power (dBm)			/			
		Ch.810	Ch.661	Ch.512				
1Tx slot	<b>26.5</b>	25.41	25.22	25.67				
GPRS1900/ EDGE1900	/	Measured timeslot-Averaged output Power (dBm)			calculation	Source-based time-Averaged output Power (dBm)		
		Ch.810	Ch.661	Ch.512		Ch.810	Ch.661	Ch.512
1Tx-slot	<b>26.5</b>	25.40	25.19	25.66	<b>-9.03</b>	16.37	16.16	16.63
2Tx-slots	<b>24.0</b>	<b>22.52</b>	<b>22.37</b>	<b>22.79</b>	<b>-6.02</b>	<b>16.50</b>	<b>16.35</b>	<b>16.77</b>
3Tx-slots	<b>22.0</b>	20.71	20.55	20.98	<b>-4.26</b>	16.45	16.29	16.72
4Tx-slots	<b>20.5</b>	19.42	19.26	19.71	<b>-3.01</b>	16.41	16.25	16.70
EDGE1900 (8PSK)	/	Measured timeslot-averaged output Power (dBm)			calculation	Source-based time-Averaged output Power (dBm)		
		Ch.810	Ch.661	Ch.512		Ch.810	Ch.661	Ch.512
1Tx-slot	<b>22.5</b>	21.39	21.26	21.64	<b>-9.03</b>	12.36	12.23	12.61
2Tx-slots	<b>20.0</b>	18.51	18.18	18.49	<b>-6.02</b>	12.49	12.16	12.47
3Tx-slots	<b>17.5</b>	16.16	15.82	16.17	<b>-4.26</b>	11.90	11.56	11.91
4Tx-slots	<b>17.0</b>	15.23	15.16	15.48	<b>-3.01</b>	12.22	12.15	12.47



Ant.0 - Power Level A1/A2/B1								
GSM1900 Speech	Tune up	Measured Power (dBm)			/			
		Ch.810	Ch.661	Ch.512				
1Tx slot	30.5	28.97	29.01	29.10				
GPRS1900/ EDGE1900	/	Measured timeslot-averaged output Power (dBm)			calculation	Source-based time-Averaged output Power (dBm)		
		Ch.810	Ch.661	Ch.512		Ch.810	Ch.661	Ch.512
1Tx-slot	30.5	28.95	28.89	29.30	-9.03	19.92	19.86	20.27
2Tx-slots	28.0	26.69	26.65	27.14	-6.02	20.67	20.63	21.12
3Tx-slots	26.0	24.82	24.58	25.31	-4.26	20.56	20.32	21.05
4Tx-slots	24.5	23.53	23.45	23.91	-3.01	20.52	20.44	20.90
EDGE1900 (8PSK)	/	Measured timeslot-averaged output Power (dBm)			calculation	Source-based time-Averaged output Power (dBm)		
		Ch.810	Ch.661	Ch.512		Ch.810	Ch.661	Ch.512
1Tx-slot	26.5	25.30	25.20	25.66	-9.03	16.27	16.17	16.63
2Tx-slots	24.0	22.43	22.26	22.91	-6.02	16.41	16.24	16.89
3Tx-slots	22.0	20.67	20.49	21.16	-4.26	16.41	16.23	16.90
4Tx-slots	21.5	20.03	19.89	20.43	-3.01	17.02	16.88	17.42
Ant.0 - Power Level B2								
GSM1900 Speech	Tune up	Measured Power (dBm)			/			
		Ch.810	Ch.661	Ch.512				
1Tx slot	30.0	28.28	28.15	28.36				
GPRS1900/ EDGE1900	/	Measured timeslot-averaged output Power (dBm)			calculation	Source-based time-Averaged output Power (dBm)		
		Ch.810	Ch.661	Ch.512		Ch.810	Ch.661	Ch.512
1Tx-slot	30.0	28.25	28.12	28.32	-9.03	19.22	19.09	19.29
2Tx-slots	26.5	25.13	25.06	25.49	-6.02	19.11	19.04	19.47
3Tx-slots	24.5	23.10	22.93	23.36	-4.26	18.84	18.67	19.10
4Tx-slots	23.0	21.85	21.59	21.19	-3.01	18.84	18.58	18.18
EDGE1900 (8PSK)	/	Measured timeslot-averaged output Power (dBm)			calculation	Source-based time-Averaged output Power (dBm)		
		Ch.810	Ch.661	Ch.512		Ch.810	Ch.661	Ch.512
1Tx-slot	25.5	23.71	23.66	24.06	-9.03	14.68	14.63	15.03
2Tx-slots	23.0	21.21	21.17	21.59	-6.02	15.19	15.15	15.57
3Tx-slots	20.5	18.72	18.56	19.06	-4.26	14.46	14.30	14.80
4Tx-slots	20.0	18.16	17.87	18.26	-3.01	15.15	14.86	15.25

10.2. WCDMA Measurement result

Table 10.4: The conducted power measurement results WCDMA

<b>Ant.1 - Power Level A1</b>					
Item	Band	WCDMA Band 2 Result			
	ARFCN	Tune up	Ch.9538 (1907.6MHz)	Ch.9400 (1880MHz)	Ch.9262 (1852.4MHz)
<b>WCDMA</b>	<b>12.2kbps RMC</b>	<b>15.8</b>	<b>15.10</b>	<b>15.00</b>	<b>15.00</b>
<b>HSUPA</b>	<b>1</b>	<b>14.3</b>	13.30	13.20	13.20
	<b>2</b>	<b>14.3</b>	13.40	13.30	13.30
	<b>3</b>	<b>13.8</b>	13.20	13.10	13.10
	<b>4</b>	<b>12.8</b>	12.10	12.00	12.00
	<b>5</b>	<b>15.3</b>	14.30	14.20	14.20
<b>HSDPA</b>	<b>1</b>	<b>15.3</b>	14.30	14.20	14.20
	<b>2</b>	<b>15.3</b>	14.40	14.30	14.30
	<b>3</b>	<b>14.3</b>	13.90	13.80	13.80
	<b>4</b>	<b>14.3</b>	13.90	13.80	13.80
<b>DC-HSDPA</b>	<b>1</b>	<b>15.3</b>	14.30	14.20	14.20
	<b>2</b>	<b>15.3</b>	14.40	14.20	14.20
	<b>3</b>	<b>14.3</b>	13.90	13.80	13.60
	<b>4</b>	<b>14.3</b>	13.80	13.80	13.70
<b>Ant.1 - Power Level A2</b>					
Item	Band	WCDMA Band 2 Result			
	ARFCN	Tune up	Ch.9538 (1907.6MHz)	Ch.9400 (1880MHz)	Ch.9262 (1852.4MHz)
<b>WCDMA</b>	<b>12.2kbps RMC</b>	<b>14.8</b>	<b>14.60</b>	<b>14.30</b>	<b>14.40</b>
<b>HSUPA</b>	<b>1</b>	<b>13.3</b>	12.60	12.40	12.50
	<b>2</b>	<b>13.3</b>	12.80	12.50	12.60
	<b>3</b>	<b>13.3</b>	12.60	12.20	12.30
	<b>4</b>	<b>12.3</b>	11.30	11.00	11.10
	<b>5</b>	<b>14.3</b>	13.50	13.20	13.30
<b>HSDPA</b>	<b>1</b>	<b>14.3</b>	14.00	13.70	13.80
	<b>2</b>	<b>14.3</b>	14.00	13.70	13.80
	<b>3</b>	<b>13.8</b>	13.50	13.20	13.30
	<b>4</b>	<b>13.8</b>	13.50	13.20	13.30
<b>DC-HSDPA</b>	<b>1</b>	<b>14.3</b>	13.90	13.70	13.80
	<b>2</b>	<b>14.3</b>	14.00	13.80	13.80
	<b>3</b>	<b>13.8</b>	13.40	13.20	13.30
	<b>4</b>	<b>13.8</b>	13.50	13.40	13.40

<b>Ant.1 - Power Level B1</b>					
Item	Band	WCDMA Band 2 Result			
	ARFCN	Tune up	Ch.9538 (1907.6MHz)	Ch.9400 (1880MHz)	Ch.9262 (1852.4MHz)
<b>WCDMA</b>	<b>12.2kbps RMC</b>	<b>19.8</b>	<b>18.90</b>	<b>19.00</b>	<b>19.00</b>
<b>HSUPA</b>	<b>1</b>	<b>18.3</b>	16.90	17.00	17.00
	<b>2</b>	<b>18.3</b>	17.00	17.10	17.10
	<b>3</b>	<b>17.8</b>	17.00	17.10	17.10
	<b>4</b>	<b>16.8</b>	15.80	15.90	15.90
	<b>5</b>	<b>19.3</b>	17.90	18.00	18.00
<b>HSDPA</b>	<b>1</b>	<b>19.3</b>	18.00	18.10	18.10
	<b>2</b>	<b>19.3</b>	18.10	18.20	18.20
	<b>3</b>	<b>18.3</b>	17.50	17.60	17.60
	<b>4</b>	<b>18.3</b>	17.50	17.60	17.60
<b>DC-HSDPA</b>	<b>1</b>	<b>19.3</b>	18.00	18.00	18.10
	<b>2</b>	<b>19.3</b>	18.10	18.20	18.30
	<b>3</b>	<b>18.3</b>	17.40	17.50	17.60
	<b>4</b>	<b>18.3</b>	17.60	17.60	17.60
<b>Ant.1 - Power Level B2</b>					
Item	Band	WCDMA Band 2 Result			
	ARFCN	Tune up	Ch.9538 (1907.6MHz)	Ch.9400 (1880MHz)	Ch.9262 (1852.4MHz)
<b>WCDMA</b>	<b>12.2kbps RMC</b>	<b>17.8</b>	<b>16.80</b>	<b>16.90</b>	<b>17.00</b>
<b>HSUPA</b>	<b>1</b>	<b>16.3</b>	15.00	15.10	15.20
	<b>2</b>	<b>16.3</b>	15.10	15.20	15.30
	<b>3</b>	<b>15.8</b>	14.80	14.90	14.90
	<b>4</b>	<b>14.8</b>	13.70	13.80	13.90
	<b>5</b>	<b>17.3</b>	15.90	16.00	16.10
<b>HSDPA</b>	<b>1</b>	<b>17.3</b>	15.90	16.00	16.10
	<b>2</b>	<b>17.3</b>	16.00	16.10	16.20
	<b>3</b>	<b>16.3</b>	15.40	15.50	15.60
	<b>4</b>	<b>16.3</b>	15.40	15.50	15.60
<b>DC-HSDPA</b>	<b>1</b>	<b>17.3</b>	16.00	16.00	16.00
	<b>2</b>	<b>17.3</b>	16.00	16.10	16.10
	<b>3</b>	<b>16.3</b>	15.50	15.50	15.50
	<b>4</b>	<b>16.3</b>	15.40	15.40	15.60



<b>Ant.0 - Power Level A1/A2</b>					
<b>Item</b>	<b>Band</b>	<b>WCDMA Band 2 Result</b>			
	<b>ARFCN</b>	<b>Tune up</b>	Ch.9538 (1907.6MHz)	Ch.9400 (1880MHz)	Ch.9262 (1852.4MHz)
<b>WCDMA</b>	<b>12.2kbps RMC</b>	<b>23.8</b>	<b>22.80</b>	<b>22.60</b>	<b>22.90</b>
<b>HSUPA</b>	<b>1</b>	<b>22.3</b>	21.80	21.60	21.90
	<b>2</b>	<b>22.3</b>	21.90	21.70	22.00
	<b>3</b>	<b>21.8</b>	20.90	20.70	21.00
	<b>4</b>	<b>20.8</b>	19.70	19.60	19.90
	<b>5</b>	<b>23.3</b>	21.70	21.60	21.90
<b>HSDPA</b>	<b>1</b>	<b>23.3</b>	21.80	21.60	21.90
	<b>2</b>	<b>23.3</b>	21.90	21.70	22.00
	<b>3</b>	<b>22.3</b>	21.30	21.10	21.40
	<b>4</b>	<b>22.3</b>	21.30	21.10	21.40
<b>DC-HSDPA</b>	<b>1</b>	<b>23.3</b>	21.80	21.70	21.80
	<b>2</b>	<b>23.3</b>	21.90	21.80	22.00
	<b>3</b>	<b>22.3</b>	21.30	21.30	21.40
	<b>4</b>	<b>22.3</b>	21.30	21.20	21.50

<b>Ant.0 - Power Level B1</b>					
Item	Band	WCDMA Band 2 Result			
	ARFCN	Tune up	Ch.9538 (1907.6MHz)	Ch.9400 (1880MHz)	Ch.9262 (1852.4MHz)
<b>WCDMA</b>	<b>12.2kbps RMC</b>	<b>22.3</b>	<b>21.40</b>	<b>21.20</b>	<b>21.40</b>
<b>HSUPA</b>	<b>1</b>	<b>20.8</b>	20.20	20.00	20.20
	<b>2</b>	<b>20.8</b>	20.30	20.10	20.30
	<b>3</b>	<b>20.3</b>	19.30	19.10	19.30
	<b>4</b>	<b>19.3</b>	18.20	18.00	18.20
	<b>5</b>	<b>21.8</b>	20.30	20.10	20.30
<b>HSDPA</b>	<b>1</b>	<b>21.8</b>	20.30	20.10	20.30
	<b>2</b>	<b>21.8</b>	20.40	20.20	20.40
	<b>3</b>	<b>20.8</b>	19.90	19.70	19.90
	<b>4</b>	<b>20.8</b>	19.90	19.70	19.90
<b>DC-HSDPA</b>	<b>1</b>	<b>21.8</b>	20.30	20.10	20.20
	<b>2</b>	<b>21.8</b>	20.40	20.30	20.30
	<b>3</b>	<b>20.8</b>	19.80	19.70	19.90
	<b>4</b>	<b>20.8</b>	19.80	19.80	19.90
<b>Ant.0 - Power Level B2</b>					
Item	Band	WCDMA Band 2 Result			
	ARFCN	Tune up	Ch.9538 (1907.6MHz)	Ch.9400 (1880MHz)	Ch.9262 (1852.4MHz)
<b>WCDMA</b>	<b>12.2kbps RMC</b>	<b>20.3</b>	<b>19.20</b>	<b>19.00</b>	<b>19.30</b>
<b>HSUPA</b>	<b>1</b>	<b>18.8</b>	17.40	17.20	17.50
	<b>2</b>	<b>18.8</b>	17.50	17.30	17.60
	<b>3</b>	<b>18.3</b>	17.20	17.00	17.30
	<b>4</b>	<b>17.3</b>	16.10	16.00	16.20
	<b>5</b>	<b>19.8</b>	18.20	18.00	18.30
<b>HSDPA</b>	<b>1</b>	<b>19.8</b>	18.20	18.00	18.30
	<b>2</b>	<b>19.8</b>	18.30	18.10	18.40
	<b>3</b>	<b>18.8</b>	17.70	17.50	17.80
	<b>4</b>	<b>18.8</b>	17.70	17.50	17.80
<b>DC-HSDPA</b>	<b>1</b>	<b>19.8</b>	18.20	18.10	18.30
	<b>2</b>	<b>19.8</b>	18.20	18.20	18.40
	<b>3</b>	<b>18.8</b>	17.70	17.70	17.80
	<b>4</b>	<b>18.8</b>	17.70	17.60	17.70

<b>Ant.1 - Power Level A1</b>					
Item	Band	WCDMA Band 4 Result			
	ARFCN	Tune up	Ch.1513 (1752.6MHz)	Ch.1413 (1732.6MHz)	Ch.1312 (1712.4MHz)
<b>WCDMA</b>	<b>12.2kbps RMC</b>	<b>16.3</b>	<b>15.00</b>	<b>15.00</b>	<b>15.10</b>
<b>HSUPA</b>	<b>1</b>	<b>14.8</b>	13.00	13.00	13.10
	<b>2</b>	<b>14.8</b>	13.10	13.10	13.20
	<b>3</b>	<b>14.3</b>	12.70	12.70	12.80
	<b>4</b>	<b>13.3</b>	11.50	11.50	11.60
	<b>5</b>	<b>15.8</b>	13.80	13.80	13.90
<b>HSDPA</b>	<b>1</b>	<b>15.8</b>	13.80	13.80	13.90
	<b>2</b>	<b>15.8</b>	13.90	13.90	14.00
	<b>3</b>	<b>14.8</b>	13.30	13.30	13.40
	<b>4</b>	<b>14.8</b>	13.30	13.30	13.40
<b>DC-HSDPA</b>	<b>1</b>	<b>15.8</b>	13.80	13.80	13.90
	<b>2</b>	<b>15.8</b>	13.80	13.80	14.00
	<b>3</b>	<b>14.8</b>	13.20	13.30	13.40
	<b>4</b>	<b>14.8</b>	13.30	13.50	13.50
<b>Ant.1 - Power Level A2</b>					
Item	Band	WCDMA Band 4 Result			
	ARFCN	Tune up	Ch.1513 (1752.6MHz)	Ch.1413 (1732.6MHz)	Ch.1312 (1712.4MHz)
<b>WCDMA</b>	<b>12.2kbps RMC</b>	<b>15.3</b>	<b>13.90</b>	<b>14.20</b>	<b>14.00</b>
<b>HSUPA</b>	<b>1</b>	<b>13.8</b>	11.90	12.20	12.00
	<b>2</b>	<b>13.8</b>	12.00	12.30	12.10
	<b>3</b>	<b>13.3</b>	11.80	12.20	11.90
	<b>4</b>	<b>12.3</b>	10.70	11.00	10.70
	<b>5</b>	<b>14.8</b>	12.80	13.20	12.90
<b>HSDPA</b>	<b>1</b>	<b>14.8</b>	12.90	13.20	13.00
	<b>2</b>	<b>14.8</b>	13.00	13.30	13.10
	<b>3</b>	<b>13.8</b>	12.40	12.70	12.50
	<b>4</b>	<b>13.8</b>	12.40	12.70	12.50
<b>DC-HSDPA</b>	<b>1</b>	<b>14.8</b>	13.10	13.20	13.00
	<b>2</b>	<b>14.8</b>	13.20	13.20	13.00
	<b>3</b>	<b>13.8</b>	12.60	12.60	12.50
	<b>4</b>	<b>13.8</b>	12.50	12.70	12.60

<b>Ant.1 - Power Level B1</b>					
Item	Band	WCDMA Band 4 Result			
	ARFCN	Tune up	Ch.1513 (1752.6MHz)	Ch.1413 (1732.6MHz)	Ch.1312 (1712.4MHz)
<b>WCDMA</b>	<b>12.2kbps RMC</b>	<b>19.8</b>	<b>18.80</b>	<b>18.80</b>	<b>18.90</b>
<b>HSUPA</b>	<b>1</b>	<b>18.3</b>	17.80	17.80	17.90
	<b>2</b>	<b>18.3</b>	17.90	17.90	18.00
	<b>3</b>	<b>17.8</b>	16.90	16.90	17.00
	<b>4</b>	<b>16.8</b>	15.90	15.90	16.00
	<b>5</b>	<b>19.3</b>	17.70	17.70	17.80
<b>HSDPA</b>	<b>1</b>	<b>19.3</b>	17.70	17.70	17.80
	<b>2</b>	<b>19.3</b>	17.80	17.80	17.90
	<b>3</b>	<b>18.3</b>	17.30	17.30	17.40
	<b>4</b>	<b>18.3</b>	17.30	17.30	17.40
<b>DC-HSDPA</b>	<b>1</b>	<b>19.3</b>	17.80	17.80	17.80
	<b>2</b>	<b>19.3</b>	17.80	17.00	17.90
	<b>3</b>	<b>18.3</b>	17.20	17.30	17.40
	<b>4</b>	<b>18.3</b>	17.30	17.30	17.30
<b>Ant.1 - Power Level B2</b>					
Item	Band	WCDMA Band 4 Result			
	ARFCN	Tune up	Ch.1513 (1752.6MHz)	Ch.1413 (1732.6MHz)	Ch.1312 (1712.4MHz)
<b>WCDMA</b>	<b>12.2kbps RMC</b>	<b>17.8</b>	<b>16.80</b>	<b>16.90</b>	<b>16.80</b>
<b>HSUPA</b>	<b>1</b>	<b>16.3</b>	15.10	15.20	15.10
	<b>2</b>	<b>16.3</b>	15.20	15.30	15.20
	<b>3</b>	<b>15.8</b>	15.00	15.10	15.00
	<b>4</b>	<b>14.8</b>	13.70	13.80	13.70
	<b>5</b>	<b>17.3</b>	15.90	16.00	15.90
<b>HSDPA</b>	<b>1</b>	<b>17.3</b>	15.80	15.90	15.80
	<b>2</b>	<b>17.3</b>	15.90	16.00	15.90
	<b>3</b>	<b>16.3</b>	15.30	15.40	15.30
	<b>4</b>	<b>16.3</b>	15.30	15.40	15.30
<b>DC-HSDPA</b>	<b>1</b>	<b>17.3</b>	15.70	15.90	15.80
	<b>2</b>	<b>17.3</b>	15.90	15.90	15.80
	<b>3</b>	<b>16.3</b>	15.30	15.30	15.30
	<b>4</b>	<b>16.3</b>	15.20	15.40	15.30



<b>Ant.0 - Power Level A1/A2</b>					
<b>Item</b>	<b>Band</b>	<b>WCDMA Band 4 Result</b>			
	<b>ARFCN</b>	<b>Tune up</b>	Ch.1513 (1752.6MHz)	Ch.1413 (1732.6MHz)	Ch.1312 (1712.4MHz)
<b>WCDMA</b>	<b>12.2kbps RMC</b>	<b>23.8</b>	<b>22.70</b>	<b>22.30</b>	<b>22.70</b>
<b>HSUPA</b>	<b>1</b>	<b>22.3</b>	21.80	21.50	21.80
	<b>2</b>	<b>22.3</b>	21.90	21.50	21.90
	<b>3</b>	<b>21.8</b>	20.90	20.50	20.90
	<b>4</b>	<b>20.8</b>	19.80	19.60	19.80
	<b>5</b>	<b>23.3</b>	21.80	21.50	21.80
<b>HSDPA</b>	<b>1</b>	<b>23.3</b>	21.80	21.40	21.80
	<b>2</b>	<b>23.3</b>	21.90	21.50	21.90
	<b>3</b>	<b>22.3</b>	21.30	21.00	21.30
	<b>4</b>	<b>22.3</b>	21.30	21.00	21.30
<b>DC-HSDPA</b>	<b>1</b>	<b>23.3</b>	21.70	21.50	21.80
	<b>2</b>	<b>23.3</b>	21.80	21.60	21.70
	<b>3</b>	<b>22.3</b>	21.20	21.00	21.30
	<b>4</b>	<b>22.3</b>	21.30	21.20	21.20



<b>Ant.0 - Power Level B1</b>					
Item	Band	WCDMA Band 4 Result			
	ARFCN	Tune up	Ch.1513 (1752.6MHz)	Ch.1413 (1732.6MHz)	Ch.1312 (1712.4MHz)
<b>WCDMA</b>	<b>12.2kbps RMC</b>	<b>21.3</b>	<b>20.00</b>	<b>20.00</b>	<b>20.00</b>
<b>HSUPA</b>	<b>1</b>	<b>19.8</b>	18.20	18.20	18.20
	<b>2</b>	<b>19.8</b>	18.30	18.30	18.20
	<b>3</b>	<b>19.3</b>	18.10	18.10	18.10
	<b>4</b>	<b>18.3</b>	17.10	17.10	17.10
	<b>5</b>	<b>20.8</b>	19.00	19.00	19.00
<b>HSDPA</b>	<b>1</b>	<b>20.8</b>	19.00	19.00	19.00
	<b>2</b>	<b>20.8</b>	19.10	19.00	19.10
	<b>3</b>	<b>19.8</b>	18.60	18.60	18.60
	<b>4</b>	<b>19.8</b>	18.60	18.60	18.60
<b>DC-HSDPA</b>	<b>1</b>	<b>20.8</b>	19.10	18.90	19.00
	<b>2</b>	<b>20.8</b>	19.10	19.10	19.10
	<b>3</b>	<b>19.8</b>	18.60	18.40	18.50
	<b>4</b>	<b>19.8</b>	18.50	18.50	18.40
<b>Ant.0 - Power Level B2</b>					
Item	Band	WCDMA Band 4 Result			
	ARFCN	Tune up	Ch.1513 (1752.6MHz)	Ch.1413 (1732.6MHz)	Ch.1312 (1712.4MHz)
<b>WCDMA</b>	<b>12.2kbps RMC</b>	<b>19.3</b>	<b>18.30</b>	<b>18.20</b>	<b>18.30</b>
<b>HSUPA</b>	<b>1</b>	<b>17.8</b>	16.30	16.20	16.30
	<b>2</b>	<b>17.8</b>	16.40	16.30	16.40
	<b>3</b>	<b>17.3</b>	15.90	15.80	15.90
	<b>4</b>	<b>16.3</b>	15.30	15.20	15.30
	<b>5</b>	<b>18.8</b>	17.30	17.20	17.30
<b>HSDPA</b>	<b>1</b>	<b>18.8</b>	17.20	17.10	17.20
	<b>2</b>	<b>18.8</b>	17.30	17.20	17.30
	<b>3</b>	<b>17.8</b>	16.80	16.70	16.80
	<b>4</b>	<b>17.8</b>	16.80	16.70	16.80
<b>DC-HSDPA</b>	<b>1</b>	<b>18.8</b>	17.10	17.10	17.20
	<b>2</b>	<b>18.8</b>	17.20	17.10	17.30
	<b>3</b>	<b>17.8</b>	16.70	16.50	16.80
	<b>4</b>	<b>17.8</b>	16.80	16.70	16.70

<b>Ant.1 - Power Level A1</b>					
Item	Band	WCDMA Band 5 Result			
	ARFCN	Tune up	Ch.4233 (846.6MHz)	Ch.4183 (836.6MHz)	Ch.4132 (826.4MHz)
<b>WCDMA</b>	<b>12.2kbps RMC</b>	<b>21.3</b>	<b>20.20</b>	<b>20.20</b>	<b>20.30</b>
<b>HSUPA</b>	<b>1</b>	<b>19.8</b>	18.40	18.40	18.50
	<b>2</b>	<b>19.3</b>	18.50	18.50	18.60
	<b>3</b>	<b>19.3</b>	18.30	18.30	18.40
	<b>4</b>	<b>18.3</b>	17.30	17.30	17.40
	<b>5</b>	<b>20.3</b>	19.30	19.30	19.40
<b>HSDPA</b>	<b>1</b>	<b>20.3</b>	19.20	19.20	19.30
	<b>2</b>	<b>20.3</b>	19.30	19.30	19.40
	<b>3</b>	<b>19.8</b>	18.80	18.80	18.90
	<b>4</b>	<b>19.8</b>	18.80	18.80	18.90
<b>DC-HSDPA</b>	<b>1</b>	<b>20.3</b>	19.20	19.20	19.20
	<b>2</b>	<b>20.3</b>	19.20	19.30	19.40
	<b>3</b>	<b>19.8</b>	18.70	18.80	18.90
	<b>4</b>	<b>19.8</b>	18.80	18.80	18.80
<b>Ant.1 - Power Level A2</b>					
Item	Band	WCDMA Band 5 Result			
	ARFCN	Tune up	Ch.4233 (846.6MHz)	Ch.4183 (836.6MHz)	Ch.4132 (826.4MHz)
<b>WCDMA</b>	<b>12.2kbps RMC</b>	<b>20.3</b>	<b>19.20</b>	<b>19.20</b>	<b>19.30</b>
<b>HSUPA</b>	<b>1</b>	<b>18.8</b>	17.40	17.40	17.50
	<b>2</b>	<b>18.3</b>	17.50	17.50	17.60
	<b>3</b>	<b>18.3</b>	17.30	17.30	17.40
	<b>4</b>	<b>17.3</b>	16.20	16.20	16.30
	<b>5</b>	<b>19.3</b>	18.20	18.20	18.30
<b>HSDPA</b>	<b>1</b>	<b>19.3</b>	18.20	18.20	18.30
	<b>2</b>	<b>19.3</b>	18.30	18.30	18.40
	<b>3</b>	<b>18.8</b>	17.70	17.70	17.80
	<b>4</b>	<b>18.8</b>	17.70	17.70	17.80
<b>DC-HSDPA</b>	<b>1</b>	<b>19.3</b>	18.10	18.20	18.30
	<b>2</b>	<b>19.3</b>	18.20	18.30	18.30
	<b>3</b>	<b>18.8</b>	17.60	17.70	17.80
	<b>4</b>	<b>18.8</b>	17.50	17.70	17.70

<b>Ant.1 - Power Level B1</b>					
Item	Band	WCDMA Band 5 Result			
	ARFCN	Tune up	Ch.4233 (846.6MHz)	Ch.4183 (836.6MHz)	Ch.4132 (826.4MHz)
<b>WCDMA</b>	<b>12.2kbps RMC</b>	<b>24.3</b>	<b>23.20</b>	<b>23.30</b>	<b>23.20</b>
<b>HSUPA</b>	1	22.8	21.30	21.30	21.30
	2	22.3	21.40	21.40	21.40
	3	22.3	21.30	21.30	21.30
	4	21.3	20.30	20.30	20.30
	5	23.3	22.30	22.30	22.30
<b>HSDPA</b>	1	23.3	22.20	22.20	22.20
	2	23.3	22.30	22.30	22.20
	3	22.8	21.80	21.80	21.80
	4	22.8	21.80	21.80	21.80
<b>DC- HSDPA</b>	1	23.3	22.30	22.20	22.10
	2	23.3	22.30	22.20	22.20
	3	22.8	21.70	21.70	21.60
	4	22.8	219.00	21.80	21.70
<b>Ant.1 - Power Level B2</b>					
Item	Band	WCDMA Band 5 Result			
	ARFCN	Tune up	Ch.4233 (846.6MHz)	Ch.4183 (836.6MHz)	Ch.4132 (826.4MHz)
<b>WCDMA</b>	<b>12.2kbps RMC</b>	<b>23.8</b>	<b>22.70</b>	<b>22.70</b>	<b>22.70</b>
<b>HSUPA</b>	1	22.3	20.70	20.70	20.70
	2	21.8	20.80	20.80	20.80
	3	21.8	20.80	20.80	20.80
	4	20.8	19.80	19.80	19.80
	5	22.8	21.80	21.80	21.80
<b>HSDPA</b>	1	22.8	21.80	21.80	21.80
	2	22.8	21.90	21.90	21.90
	3	22.3	21.20	21.20	21.20
	4	22.3	21.20	21.20	21.20
<b>DC- HSDPA</b>	1	22.8	21.60	21.70	21.80
	2	22.8	21.80	21.80	21.90
	3	22.3	21.10	21.20	21.30
	4	22.3	21.00	21.00	21.20

Ant.0 - Power Level A1/A2/B1					
Item	Band	WCDMA Band 5 Result			
	ARFCN	Tune up	Ch.4233 (846.6MHz)	Ch.4183 (836.6MHz)	Ch.4132 (826.4MHz)
WCDMA	12.2kbps RMC	24.3	23.20	23.20	23.30
HSUPA	1	22.8	21.20	21.20	21.30
	2	22.3	21.30	21.30	21.40
	3	22.3	21.20	21.20	21.30
	4	21.3	20.10	20.10	20.20
	5	23.3	22.30	22.30	22.30
HSDPA	1	23.3	22.20	22.20	22.30
	2	23.3	22.30	22.30	22.40
	3	22.8	21.80	21.80	21.90
	4	22.8	21.80	21.80	21.90
DC- HSDPA	1	23.3	22.20	22.20	22.20
	2	23.3	22.20	22.30	22.40
	3	22.8	21.80	21.80	21.80
	4	22.8	21.80	21.90	21.90
Ant.0 - Power Level B2					
Item	Band	WCDMA Band 5 Result			
	ARFCN	Tune up	Ch.4233 (846.6MHz)	Ch.4183 (836.6MHz)	Ch.4132 (826.4MHz)
WCDMA	12.2kbps RMC	23.3	22.40	22.40	22.50
HSUPA	1	21.8	20.50	20.50	20.60
	2	21.3	20.60	20.60	20.70
	3	21.3	20.50	20.50	20.60
	4	20.3	19.40	19.40	19.50
	5	22.3	21.40	21.40	21.50
HSDPA	1	22.3	21.30	21.30	21.40
	2	22.3	21.40	21.40	21.50
	3	21.8	20.90	20.90	21.00
	4	21.8	20.90	20.90	21.00
DC- HSDPA	1	22.3	21.30	21.30	21.30
	2	22.3	21.30	21.40	21.50
	3	21.8	20.80	20.90	21.00
	4	21.8	20.90	20.90	20.90

### 10.3. LTE Measurement result

According to April 2015 TCB workshop, SAR Test exclusion can be applied for testing overlapping LTE Bands as follows:

- a) The maximum out power, including tolerance, for the smaller band must be  $\leq$  the larger band to qualify for SAR test exclusion.
- b) The channel bandwidth and other operating parameters for the smaller band must be fully supported by the larger band.

LTE Band 17 (704-716MHz) is covered by LTE Band 12 (699-716MHz)

**Table 10.5: The conducted Power for LTE**

<b>Ant.1 - Power Level A1</b>											
<b>LTE Band 2</b>			Actual output Power (dBm)			<b>Tune up</b>					
Band -width	RB No. / RB offset	Frequency (MHz)	Modulation			Modulation					
			QPSK	16QAM	64QAM	QPSK	16QAM	64QAM			
1.4 MHz	1RB_5	1909.3	15.23	15.14	15.18	<b>15.8</b>	<b>15.8</b>	<b>15.8</b>			
		1880.0	15.11	15.05	15.06						
		1850.7	15.13	15.06	15.12						
	1RB_3	1909.3	15.27	15.18	15.24						
		1880.0	15.23	15.17	15.19						
		1850.7	15.19	15.11	15.15						
	1RB_0	1909.3	15.23	15.15	15.18						
		1880.0	15.14	15.07	15.15						
		1850.7	15.10	14.97	15.01						
	3RB_3	1909.3	15.28	15.17	15.17						
		1880.0	15.18	15.09	15.13						
		1850.7	15.17	15.07	15.11						
	3RB_1	1909.3	15.27	15.17	15.20						
		1880.0	15.33	15.27	15.30						
		1850.7	15.20	15.13	15.15						
	3RB_0	1909.3	15.13	15.05	15.13						
		1880.0	15.27	15.15	15.17						
		1850.7	15.04	14.95	14.96						
	6RB_0	1909.3	15.32	15.24	15.29				<b>15.8</b>	<b>15.8</b>	<b>15.8</b>
		1880.0	15.18	15.04	15.07						
		1850.7	15.16	15.06	15.11						



Ant.1 - Power Level A1								
LTE Band 2			Actual output Power (dBm)			Tune up		
Band -width	RB No. / RB offset	Frequency (MHz)	Modulation			Modulation		
			QPSK	16QAM	64QAM	QPSK	16QAM	64QAM
3 MHz	1RB_14	1908.5	15.33	15.23	15.27	15.8	15.8	15.8
		1880.0	15.22	15.11	15.16			
		1851.5	15.24	15.01	15.03			
	1RB_7	1908.5	15.49	15.08	15.14			
		1880.0	15.33	15.00	15.06			
		1851.5	15.22	14.94	15.00			
	1RB_0	1908.5	15.33	15.28	15.31			
		1880.0	15.17	15.17	15.22			
		1851.5	15.18	15.06	15.09			
	8RB_7	1908.5	15.39	15.52	15.59	15.8	15.8	15.8
		1880.0	15.22	15.05	15.05			
		1851.5	15.25	14.97	14.99			
	8RB_4	1908.5	15.49	15.53	15.60			
		1880.0	15.11	15.08	15.10			
		1851.5	15.12	14.95	15.02			
	8RB_0	1908.5	15.40	15.51	15.53			
		1880.0	15.17	15.13	15.14			
		1851.5	15.14	15.06	15.06			
	15RB_0	1908.5	15.35	15.34	15.36			
		1880.0	15.14	15.16	15.18			
		1851.5	15.24	15.02	15.08			



Ant.1 - Power Level A1											
LTE Band 2			Actual output Power (dBm)			Tune up					
Band -width	RB No. / RB offset	Frequency (MHz)	Modulation			Modulation					
			QPSK	16QAM	64QAM	QPSK	16QAM	64QAM			
5 MHz	1RB_24	1907.5	15.17	15.16	15.21	<b>15.8</b>	<b>15.8</b>	<b>15.8</b>			
		1880.0	15.09	14.94	14.95						
		1852.5	15.03	15.34	15.42						
	1RB_12	1907.5	15.47	15.08	15.12						
		1880.0	15.18	14.94	15.00						
		1852.5	15.35	14.98	15.03						
	1RB_0	1907.5	15.15	15.03	15.10						
		1880.0	14.85	15.03	15.05						
		1852.5	14.98	15.03	15.09						
	12RB_13	1907.5	15.23	15.20	15.22				<b>15.8</b>	<b>15.8</b>	<b>15.8</b>
		1880.0	15.15	15.16	15.18						
		1852.5	15.22	15.21	15.25						
	12RB_6	1907.5	15.31	15.19	15.22						
		1880.0	15.10	15.19	15.21						
		1852.5	15.30	15.18	15.25						
	12RB_0	1907.5	15.26	15.14	15.17						
		1880.0	15.22	15.10	15.14						
		1852.5	15.26	15.20	15.20						
	25RB_0	1907.5	15.35	15.42	15.49						
		1880.0	15.15	15.31	15.34						
		1852.5	15.15	15.34	15.38						



Ant.1 - Power Level A1								
LTE Band 2			Actual output Power (dBm)			Tune up		
Band -width	RB No. / RB offset	Frequency (MHz)	Modulation			Modulation		
			QPSK	16QAM	64QAM	QPSK	16QAM	64QAM
10 MHz	1RB_49	1905.0	15.07	15.12	15.13	<b>15.8</b>	<b>15.8</b>	<b>15.8</b>
		1880.0	15.13	15.05	15.13			
		1855.0	14.94	15.01	15.05			
	1RB_24	1905.0	15.32	15.06	15.11			
		1880.0	15.30	15.06	15.14			
		1855.0	15.23	15.03	15.11			
	1RB_0	1905.0	15.32	15.09	15.11			
		1880.0	15.35	15.11	15.17			
		1855.0	15.07	15.01	15.08			
	25RB_25	1905.0	15.27	15.41	15.47	<b>15.8</b>	<b>15.8</b>	<b>15.8</b>
		1880.0	15.18	15.24	15.26			
		1855.0	15.11	15.28	15.33			
	25RB_12	1905.0	15.29	15.44	15.49			
		1880.0	15.17	15.24	15.25			
		1855.0	15.20	15.26	15.28			
	25RB_0	1905.0	15.22	15.27	15.31			
		1880.0	15.20	15.16	15.21			
		1855.0	15.32	15.24	15.29			
	50RB_0	1905.0	15.29	15.44	15.48			
		1880.0	15.23	15.31	15.34			
		1855.0	15.20	15.26	15.34			





Ant.1 - Power Level A1								
LTE Band 2			Actual output Power (dBm)			Tune up		
Band -width	RB No. / RB offset	Frequency (MHz)	Modulation			Modulation		
			QPSK	16QAM	64QAM	QPSK	16QAM	64QAM
15 MHz	1RB_74	1902.5	15.25	15.10	15.13	15.8	15.8	15.8
		1880.0	15.16	15.34	15.37			
		1857.5	15.07	14.97	15.02			
	1RB_37	1902.5	15.30	14.97	15.02			
		1880.0	15.24	15.02	15.05			
		1857.5	15.11	14.96	14.97			
	1RB_0	1902.5	15.11	14.29	14.34			
		1880.0	15.24	15.16	15.19			
		1857.5	15.26	14.96	14.98			
	36RB_38	1902.5	15.29	15.26	15.30	15.8	15.8	15.8
		1880.0	15.20	15.10	15.10			
		1857.5	15.16	15.14	15.22			
	36RB_19	1902.5	15.20	15.16	15.16			
		1880.0	15.25	15.13	15.13			
		1857.5	15.16	15.21	15.26			
	36RB_0	1902.5	15.27	15.13	15.17			
		1880.0	15.20	15.17	15.20			
		1857.5	15.20	15.17	15.21			
	75RB_0	1902.5	15.24	15.10	15.17			
		1880.0	15.21	15.27	15.34			
		1857.5	15.17	15.22	15.30			



Ant.1 - Power Level A1								
LTE Band 2			Actual output Power (dBm)			Tune up		
Band -width	RB No. / RB offset	Frequency (MHz)	Modulation			Modulation		
			QPSK	16QAM	64QAM	QPSK	16QAM	64QAM
20 MHz	1RB_99	1900.0	15.16	15.10	15.13	<b>15.8</b>	<b>15.8</b>	<b>15.8</b>
		1880.0	15.12	14.99	15.01			
		1860.0	15.09	14.92	14.95			
	1RB_50	1900.0	<b>15.32</b>	15.23	15.25			
		1880.0	15.15	15.24	15.27			
		1860.0	15.28	15.21	15.28			
	1RB_0	1900.0	15.23	14.67	14.69			
		1880.0	15.04	15.03	15.07			
		1860.0	15.17	14.96	14.99			
	50RB_50	1900.0	<b>15.29</b>	15.33	15.36	<b>15.8</b>	<b>15.8</b>	<b>15.8</b>
		1880.0	15.26	15.22	15.27			
		1860.0	15.25	15.19	15.23			
	50RB_25	1900.0	15.22	15.18	15.21			
		1880.0	15.21	15.28	15.31			
		1860.0	15.24	15.20	15.21			
	50RB_0	1900.0	15.19	15.17	15.21			
		1880.0	15.24	15.03	15.06			
		1860.0	15.21	15.20	15.23			
	100RB_0	1900.0	15.23	15.20	15.24			
		1880.0	15.22	15.18	15.18			
		1860.0	15.17	15.22	15.26			



Ant.1 - Power Level A2								
LTE Band 2			Actual output Power (dBm)			Tune up		
Band -width	RB No. / RB offset	Frequency (MHz)	Modulation			Modulation		
			QPSK	16QAM	64QAM	QPSK	16QAM	64QAM
1.4 MHz	1RB_5	1909.3	14.40	14.05	14.49	14.8	14.8	14.8
		1880.0	14.09	13.90	14.06			
		1850.7	14.31	13.93	14.43			
	1RB_3	1909.3	14.44	14.08	14.61			
		1880.0	14.38	14.12	14.64			
		1850.7	14.35	14.13	14.66			
	1RB_0	1909.3	14.18	13.79	14.18			
		1880.0	14.19	14.00	14.20			
		1850.7	14.30	13.79	14.19			
	3RB_3	1909.3	14.38	14.44	14.28			
		1880.0	14.20	14.00	14.27			
		1850.7	14.14	14.16	14.07			
	3RB_1	1909.3	14.20	14.37	14.20			
		1880.0	14.19	14.01	14.26			
		1850.7	14.18	14.14	14.12			
	3RB_0	1909.3	14.09	14.06	14.09			
		1880.0	14.16	14.12	14.10			
		1850.7	14.28	14.22	14.13			
	6RB_0	1909.3	14.19	14.27	14.10	14.8	14.8	14.8
		1880.0	14.17	14.19	14.20			
		1850.7	14.20	14.26	14.15			



Ant.1 - Power Level A2								
LTE Band 2			Actual output Power (dBm)			Tune up		
Band -width	RB No. / RB offset	Frequency (MHz)	Modulation			Modulation		
			QPSK	16QAM	64QAM	QPSK	16QAM	64QAM
3 MHz	1RB_14	1908.5	14.43	14.08	14.56	14.8	14.8	14.8
		1880.0	14.13	13.92	14.10			
		1851.5	14.27	13.96	14.44			
	1RB_7	1908.5	14.43	14.11	14.61			
		1880.0	14.31	14.13	14.63			
		1851.5	14.40	14.12	14.72			
	1RB_0	1908.5	14.19	13.81	14.13			
		1880.0	14.19	13.95	14.18			
		1851.5	14.26	13.83	14.25			
	8RB_7	1908.5	14.35	14.43	14.31	14.8	14.8	14.8
		1880.0	14.20	14.01	14.29			
		1851.5	14.16	14.11	14.08			
	8RB_4	1908.5	14.18	14.35	14.22			
		1880.0	14.27	13.96	14.32			
		1851.5	14.17	14.17	14.17			
	8RB_0	1908.5	14.13	14.10	14.07			
		1880.0	14.20	14.11	14.15			
		1851.5	14.27	14.18	14.12			
	15RB_0	1908.5	14.17	14.22	14.15			
		1880.0	14.14	14.20	14.15			
		1851.5	14.23	14.26	14.13			



Ant.1 - Power Level A2								
LTE Band 2			Actual output Power (dBm)			Tune up		
Band -width	RB No. / RB offset	Frequency (MHz)	Modulation			Modulation		
			QPSK	16QAM	64QAM	QPSK	16QAM	64QAM
5 MHz	1RB_24	1907.5	14.44	14.04	14.54	14.8	14.8	14.8
		1880.0	14.06	13.89	14.05			
		1852.5	14.25	13.97	14.45			
	1RB_12	1907.5	14.43	14.07	14.63			
		1880.0	14.36	14.19	14.65			
		1852.5	14.34	14.09	14.72			
	1RB_0	1907.5	14.20	13.82	14.15			
		1880.0	14.14	14.00	14.17			
		1852.5	14.31	13.80	14.26			
	12RB_13	1907.5	14.36	14.49	14.27	14.8	14.8	14.8
		1880.0	14.22	14.00	14.30			
		1852.5	14.19	14.13	14.05			
	12RB_6	1907.5	14.20	14.35	14.26			
		1880.0	14.22	13.97	14.27			
		1852.5	14.18	14.12	14.13			
	12RB_0	1907.5	14.12	14.11	14.09			
		1880.0	14.23	14.15	14.10			
		1852.5	14.21	14.25	14.12			
	25RB_0	1907.5	14.20	14.22	14.10			
		1880.0	14.11	14.23	14.20			
		1852.5	14.19	14.25	14.21			



Ant.1 - Power Level A2								
LTE Band 2			Actual output Power (dBm)			Tune up		
Band -width	RB No. / RB offset	Frequency (MHz)	Modulation			Modulation		
			QPSK	16QAM	64QAM	QPSK	16QAM	64QAM
10 MHz	1RB_49	1905.0	14.38	14.06	14.53	<b>14.8</b>	<b>14.8</b>	<b>14.8</b>
		1880.0	14.07	13.88	14.08			
		1855.0	14.29	13.97	14.48			
	1RB_24	1905.0	14.40	14.07	14.60			
		1880.0	14.34	14.18	14.64			
		1855.0	14.33	14.08	14.73			
	1RB_0	1905.0	14.19	13.82	14.16			
		1880.0	14.15	13.97	14.16			
		1855.0	14.24	13.82	14.27			
	25RB_25	1905.0	14.37	14.42	14.29	<b>14.8</b>	<b>14.8</b>	<b>14.8</b>
		1880.0	14.21	14.01	14.31			
		1855.0	14.17	14.11	14.08			
	25RB_12	1905.0	14.14	14.33	14.19			
		1880.0	14.20	13.98	14.32			
		1855.0	14.17	14.17	14.11			
	25RB_0	1905.0	14.15	14.06	14.13			
		1880.0	14.16	14.12	14.09			
		1855.0	14.25	14.24	14.13			
	50RB_0	1905.0	14.16	14.28	14.14			
		1880.0	14.19	14.23	14.18			
		1855.0	14.25	14.29	14.20			



Ant.1 - Power Level A2								
LTE Band 2			Actual output Power (dBm)			Tune up		
Band -width	RB No. / RB offset	Frequency (MHz)	Modulation			Modulation		
			QPSK	16QAM	64QAM	QPSK	16QAM	64QAM
15 MHz	1RB_74	1902.5	14.39	14.07	14.52	14.8	14.8	14.8
		1880.0	14.12	13.91	14.13			
		1857.5	14.31	13.96	14.47			
	1RB_37	1902.5	14.47	14.08	14.58			
		1880.0	14.34	14.13	14.65			
		1857.5	14.39	14.08	14.68			
	1RB_0	1902.5	14.21	13.84	14.15			
		1880.0	14.18	13.95	14.20			
		1857.5	14.29	13.84	14.19			
	36RB_38	1902.5	14.34	14.49	14.33	14.8	14.8	14.8
		1880.0	14.21	13.98	14.31			
		1857.5	14.14	14.10	14.08			
	36RB_19	1902.5	14.16	14.36	14.23			
		1880.0	14.24	13.98	14.26			
		1857.5	14.14	14.17	14.18			
	36RB_0	1902.5	14.11	14.05	14.11			
		1880.0	14.17	14.12	14.14			
		1857.5	14.27	14.25	14.12			
	75RB_0	1902.5	14.20	14.30	14.14			
		1880.0	14.18	14.18	14.18			
		1857.5	14.24	14.26	14.17			



Ant.1 - Power Level A2								
LTE Band 2			Actual output Power (dBm)			Tune up		
Band -width	RB No. / RB offset	Frequency (MHz)	Modulation			Modulation		
			QPSK	16QAM	64QAM	QPSK	16QAM	64QAM
20 MHz	1RB_99	1900.0	14.42	14.07	14.53	<b>14.8</b>	<b>14.8</b>	<b>14.8</b>
		1880.0	14.09	13.90	14.09			
		1860.0	14.28	13.95	14.46			
	1RB_50	1900.0	<b>14.44</b>	14.09	14.61			
		1880.0	14.35	14.16	14.65			
		1860.0	14.37	14.10	14.69			
	1RB_0	1900.0	14.20	13.83	14.15			
		1880.0	14.17	13.99	14.19			
		1860.0	14.27	13.83	14.23			
	50RB_50	1900.0	<b>14.35</b>	14.46	14.31	<b>14.8</b>	<b>14.8</b>	<b>14.8</b>
		1880.0	14.20	14.02	14.31			
		1860.0	14.17	14.13	14.05			
	50RB_25	1900.0	14.17	14.34	14.23			
		1880.0	14.23	14.00	14.30			
		1860.0	14.15	14.15	14.14			
	50RB_0	1900.0	14.13	14.09	14.09			
		1880.0	14.19	14.14	14.13			
		1860.0	14.25	14.21	14.13			
	100RB_0	1900.0	14.18	14.26	14.13			
		1880.0	14.15	14.20	14.18			
		1860.0	14.21	14.28	14.17			





<b>Ant.1 - Power Level B1</b>											
<b>LTE Band 2</b>			<b>Actual output Power (dBm)</b>			<b>Tune up</b>					
<b>Band -width</b>	<b>RB No. / RB offset</b>	<b>Frequency (MHz)</b>	<b>Modulation</b>			<b>Modulation</b>					
			<b>QPSK</b>	<b>16QAM</b>	<b>64QAM</b>	<b>QPSK</b>	<b>16QAM</b>	<b>64QAM</b>			
<b>1.4 MHz</b>	<b>1RB_5</b>	1909.3	18.68	18.51	18.84	<b>19.3</b>	<b>19.3</b>	<b>19.3</b>			
		1880.0	18.66	18.44	18.83						
		1850.7	18.63	18.41	18.93						
	<b>1RB_3</b>	1909.3	18.78	18.70	18.93						
		1880.0	18.64	18.70	18.94						
		1850.7	18.59	18.56	18.90						
	<b>1RB_0</b>	1909.3	18.40	18.23	18.86						
		1880.0	18.72	18.47	18.72						
		1850.7	18.71	18.34	18.82						
	<b>3RB_3</b>	1909.3	18.81	18.70	18.54						
		1880.0	18.61	18.70	18.45						
		1850.7	18.69	18.71	18.26						
	<b>3RB_1</b>	1909.3	18.71	18.67	18.64						
		1880.0	18.62	18.63	18.56						
		1850.7	18.67	18.56	18.44						
	<b>3RB_0</b>	1909.3	18.61	18.72	18.61						
		1880.0	18.70	18.79	18.61						
		1850.7	18.65	18.75	18.48						
	<b>6RB_0</b>	1909.3	18.69	18.76	18.67				<b>19.3</b>	<b>19.3</b>	<b>19.3</b>
		1880.0	18.65	18.61	18.58						
		1850.7	18.74	18.63	18.36						



<b>Ant.1 - Power Level B1</b>								
<b>LTE Band 2</b>			<b>Actual output Power (dBm)</b>			<b>Tune up</b>		
<b>Band -width</b>	<b>RB No. / RB offset</b>	<b>Frequency (MHz)</b>	<b>Modulation</b>			<b>Modulation</b>		
			<b>QPSK</b>	<b>16QAM</b>	<b>64QAM</b>	<b>QPSK</b>	<b>16QAM</b>	<b>64QAM</b>
<b>3 MHz</b>	<b>1RB_14</b>	1908.5	18.65	18.54	18.92	<b>19.3</b>	<b>19.3</b>	<b>19.3</b>
		1880.0	18.66	18.41	18.58			
		1851.5	18.66	18.39	18.62			
	<b>1RB_7</b>	1908.5	18.72	18.66	18.88			
		1880.0	18.67	18.64	18.69			
		1851.5	18.60	18.54	18.95			
	<b>1RB_0</b>	1908.5	18.35	18.26	18.70			
		1880.0	18.75	18.42	18.60			
		1851.5	18.69	18.36	18.67			
	<b>8RB_7</b>	1908.5	18.76	18.70	18.70	<b>19.3</b>	<b>19.3</b>	<b>19.3</b>
		1880.0	18.62	18.66	18.59			
		1851.5	18.66	18.70	18.50			
	<b>8RB_4</b>	1908.5	18.66	18.64	18.66			
		1880.0	18.61	18.64	18.59			
		1851.5	18.63	18.63	18.43			
	<b>8RB_0</b>	1908.5	18.61	18.69	18.67			
		1880.0	18.69	18.77	18.55			
		1851.5	18.65	18.72	18.49			
	<b>15RB_0</b>	1908.5	18.70	18.77	18.88			
		1880.0	18.67	18.61	18.53			
		1851.5	18.71	18.62	18.56			



<b>Ant.1 - Power Level B1</b>											
<b>LTE Band 2</b>			<b>Actual output Power (dBm)</b>			<b>Tune up</b>					
<b>Band -width</b>	<b>RB No. / RB offset</b>	<b>Frequency (MHz)</b>	<b>Modulation</b>			<b>Modulation</b>					
			<b>QPSK</b>	<b>16QAM</b>	<b>64QAM</b>	<b>QPSK</b>	<b>16QAM</b>	<b>64QAM</b>			
<b>5 MHz</b>	<b>1RB_24</b>	1907.5	18.71	18.57	18.62	<b>19.3</b>	<b>19.3</b>	<b>19.3</b>			
		1880.0	18.62	18.43	18.44						
		1852.5	18.64	18.39	18.50						
	<b>1RB_12</b>	1907.5	18.78	18.68	18.76						
		1880.0	18.68	18.68	18.65						
		1852.5	18.61	18.51	19.05						
	<b>1RB_0</b>	1907.5	18.36	18.23	18.46						
		1880.0	18.68	18.45	18.80						
		1852.5	18.74	18.30	18.59						
	<b>12RB_13</b>	1907.5	18.82	18.72	18.76				<b>19.3</b>	<b>19.3</b>	<b>19.3</b>
		1880.0	18.60	18.68	18.70						
		1852.5	18.70	18.72	18.53						
	<b>12RB_6</b>	1907.5	18.72	18.63	18.87						
		1880.0	18.65	18.63	18.75						
		1852.5	18.68	18.61	18.80						
	<b>12RB_0</b>	1907.5	18.53	18.70	18.83						
		1880.0	18.70	18.79	18.75						
		1852.5	18.68	18.77	18.81						
	<b>25RB_0</b>	1907.5	18.74	18.71	18.71						
		1880.0	18.69	18.62	18.52						
		1852.5	18.70	18.66	18.55						



<b>Ant.1 - Power Level B1</b>								
<b>LTE Band 2</b>			<b>Actual output Power (dBm)</b>			<b>Tune up</b>		
<b>Band -width</b>	<b>RB No. / RB offset</b>	<b>Frequency (MHz)</b>	<b>Modulation</b>			<b>Modulation</b>		
			<b>QPSK</b>	<b>16QAM</b>	<b>64QAM</b>	<b>QPSK</b>	<b>16QAM</b>	<b>64QAM</b>
<b>10 MHz</b>	<b>1RB_49</b>	1905.0	18.65	18.58	18.92	<b>19.3</b>	<b>19.3</b>	<b>19.3</b>
		1880.0	18.64	18.44	18.60			
		1855.0	18.63	18.38	18.64			
	<b>1RB_24</b>	1905.0	18.76	18.65	19.05			
		1880.0	18.67	18.68	18.50			
		1855.0	18.59	18.53	18.86			
	<b>1RB_0</b>	1905.0	18.41	18.24	18.56			
		1880.0	18.71	18.40	18.40			
		1855.0	18.71	18.35	18.69			
	<b>25RB_25</b>	1905.0	18.78	18.66	18.97	<b>19.3</b>	<b>19.3</b>	<b>19.3</b>
		1880.0	18.62	18.65	18.70			
		1855.0	18.70	18.72	18.62			
	<b>25RB_12</b>	1905.0	18.67	18.65	18.95			
		1880.0	18.64	18.62	18.84			
		1855.0	18.69	18.57	18.71			
	<b>25RB_0</b>	1905.0	18.55	18.72	18.82			
		1880.0	18.71	18.80	18.77			
		1855.0	18.64	18.75	18.65			
	<b>50RB_0</b>	1905.0	18.74	18.72	18.74			
		1880.0	18.67	18.65	18.63			
		1855.0	18.71	18.64	18.59			



Ant.1 - Power Level B1								
LTE Band 2			Actual output Power (dBm)			Tune up		
Band -width	RB No. / RB offset	Frequency (MHz)	Modulation			Modulation		
			QPSK	16QAM	64QAM	QPSK	16QAM	64QAM
15 MHz	1RB_74	1902.5	18.67	18.51	18.70	19.3	19.3	19.3
		1880.0	18.66	18.44	18.52			
		1857.5	18.67	18.37	18.72			
	1RB_37	1902.5	18.73	18.67	19.04			
		1880.0	18.64	18.70	18.92			
		1857.5	18.56	18.55	19.06			
	1RB_0	1902.5	18.39	18.26	18.51			
		1880.0	18.72	18.40	18.65			
		1857.5	18.72	18.33	18.81			
	36RB_38	1902.5	18.77	18.67	18.74	19.3	19.3	19.3
		1880.0	18.62	18.71	18.68			
		1857.5	18.70	18.75	18.63			
	36RB_19	1902.5	18.66	18.63	18.80			
		1880.0	18.66	18.66	18.75			
		1857.5	18.65	18.61	18.71			
	36RB_0	1902.5	18.55	18.74	18.64			
		1880.0	18.68	18.79	18.70			
		1857.5	18.63	18.74	18.77			
	75RB_0	1902.5	18.74	18.75	18.65			
		1880.0	18.63	18.60	18.58			
		1857.5	18.70	18.67	18.78			



Ant.1 - Power Level B1								
LTE Band 2			Actual output Power (dBm)			Tune up		
Band -width	RB No. / RB offset	Frequency (MHz)	Modulation			Modulation		
			QPSK	16QAM	64QAM	QPSK	16QAM	64QAM
20 MHz	1RB_99	1900.0	18.68	18.54	18.79	<b>19.3</b>	<b>19.3</b>	<b>19.3</b>
		1880.0	18.64	18.44	18.96			
		1860.0	18.66	18.39	19.01			
	1RB_50	1900.0	<b>18.76</b>	18.69	19.03			
		1880.0	18.67	18.67	18.64			
		1860.0	18.59	18.54	19.10			
	1RB_0	1900.0	18.37	18.25	18.60			
		1880.0	18.72	18.43	18.58			
		1860.0	18.71	18.33	18.56			
	50RB_50	1900.0	<b>18.79</b>	18.69	18.72	<b>19.3</b>	<b>19.3</b>	<b>19.3</b>
		1880.0	18.60	18.69	18.74			
		1860.0	18.67	18.73	18.75			
	50RB_25	1900.0	18.68	18.64	18.65			
		1880.0	18.65	18.63	18.63			
		1860.0	18.66	18.60	18.58			
	50RB_0	1900.0	18.57	18.71	18.55			
		1880.0	18.71	18.76	18.67			
		1860.0	18.65	18.75	18.79			
	100RB_0	1900.0	18.70	18.74	18.58			
		1880.0	18.66	18.63	18.76			
		1860.0	18.70	18.63	18.65			



<b>Ant.1 - Power Level B2</b>											
<b>LTE Band 2</b>			<b>Actual output Power (dBm)</b>			<b>Tune up</b>					
<b>Band -width</b>	<b>RB No. / RB offset</b>	<b>Frequency (MHz)</b>	<b>Modulation</b>			<b>Modulation</b>					
			<b>QPSK</b>	<b>16QAM</b>	<b>64QAM</b>	<b>QPSK</b>	<b>16QAM</b>	<b>64QAM</b>			
<b>1.4 MHz</b>	<b>1RB_5</b>	1909.3	17.20	17.08	16.85	<b>17.8</b>	<b>17.8</b>	<b>17.8</b>			
		1880.0	17.03	16.89	16.79						
		1850.7	17.16	16.81	16.70						
	<b>1RB_3</b>	1909.3	17.19	17.23	17.22						
		1880.0	17.19	17.30	17.29						
		1850.7	17.22	17.24	17.32						
	<b>1RB_0</b>	1909.3	16.97	16.79	16.63						
		1880.0	17.16	16.69	16.28						
		1850.7	16.99	16.80	16.74						
	<b>3RB_3</b>	1909.3	17.26	17.17	17.26						
		1880.0	17.15	17.18	17.29						
		1850.7	17.24	17.10	17.28						
	<b>3RB_1</b>	1909.3	17.26	17.09	17.25						
		1880.0	17.18	17.21	17.12						
		1850.7	17.17	17.09	17.22						
	<b>3RB_0</b>	1909.3	17.20	17.02	17.30						
		1880.0	17.14	17.10	17.31						
		1850.7	17.16	17.19	17.39						
	<b>6RB_0</b>	1909.3	17.21	17.18	17.13				<b>17.8</b>	<b>17.8</b>	<b>17.8</b>
		1880.0	17.19	17.12	17.07						
		1850.7	17.21	17.24	17.29						



Ant.1 - Power Level B2								
LTE Band 2			Actual output Power (dBm)			Tune up		
Band -width	RB No. / RB offset	Frequency (MHz)	Modulation			Modulation		
			QPSK	16QAM	64QAM	QPSK	16QAM	64QAM
3 MHz	1RB_14	1908.5	17.18	17.06	16.87	17.8	17.8	17.8
		1880.0	16.98	16.91	16.80			
		1851.5	17.14	16.82	16.65			
	1RB_7	1908.5	17.21	17.26	17.24			
		1880.0	17.25	17.26	17.29			
		1851.5	17.19	17.24	17.28			
	1RB_0	1908.5	16.98	16.76	16.62			
		1880.0	17.12	16.67	16.29			
		1851.5	17.06	16.80	16.70			
	8RB_7	1908.5	17.24	17.22	17.31	17.8	17.8	17.8
		1880.0	17.11	17.16	17.31			
		1851.5	17.23	17.12	17.28			
	8RB_4	1908.5	17.23	17.06	17.25			
		1880.0	17.18	17.21	17.14			
		1851.5	17.20	17.14	17.20			
	8RB_0	1908.5	17.17	17.04	17.33			
		1880.0	17.13	17.09	17.24			
		1851.5	17.18	17.21	17.39			
	15RB_0	1908.5	17.26	17.13	17.17			
		1880.0	17.18	17.17	17.07			
		1851.5	17.24	17.18	17.27			





Ant.1 - Power Level B2								
LTE Band 2			Actual output Power (dBm)			Tune up		
Band -width	RB No. / RB offset	Frequency (MHz)	Modulation			Modulation		
			QPSK	16QAM	64QAM	QPSK	16QAM	64QAM
5 MHz	1RB_24	1907.5	17.13	17.02	16.85	17.8	17.8	17.8
		1880.0	17.01	16.90	16.75			
		1852.5	17.13	16.82	16.65			
	1RB_12	1907.5	17.22	17.23	17.18			
		1880.0	17.22	17.30	17.27			
		1852.5	17.23	17.22	17.31			
	1RB_0	1907.5	16.94	16.76	16.67			
		1880.0	17.15	16.67	16.31			
		1852.5	17.04	16.80	16.74			
	12RB_13	1907.5	17.27	17.21	17.29	17.8	17.8	17.8
		1880.0	17.13	17.16	17.29			
		1852.5	17.21	17.12	17.29			
	12RB_6	1907.5	17.18	17.02	17.25			
		1880.0	17.16	17.21	17.16			
		1852.5	17.20	17.13	17.21			
	12RB_0	1907.5	17.16	17.01	17.32			
		1880.0	17.13	17.10	17.24			
		1852.5	17.22	17.15	17.37			
	25RB_0	1907.5	17.25	17.16	17.14			
		1880.0	17.23	17.18	17.00			
		1852.5	17.24	17.23	17.28			



<b>Ant.1 - Power Level B2</b>								
<b>LTE Band 2</b>			<b>Actual output Power (dBm)</b>			<b>Tune up</b>		
<b>Band -width</b>	<b>RB No. / RB offset</b>	<b>Frequency (MHz)</b>	<b>Modulation</b>			<b>Modulation</b>		
			<b>QPSK</b>	<b>16QAM</b>	<b>64QAM</b>	<b>QPSK</b>	<b>16QAM</b>	<b>64QAM</b>
10 MHz	1RB_49	1905.0	17.17	17.09	16.90	<b>17.8</b>	<b>17.8</b>	<b>17.8</b>
		1880.0	17.01	16.90	16.73			
		1855.0	17.12	16.83	16.70			
	1RB_24	1905.0	17.26	17.24	17.20			
		1880.0	17.23	17.25	17.33			
		1855.0	17.21	17.22	17.32			
	1RB_0	1905.0	16.92	16.80	16.68			
		1880.0	17.14	16.68	16.30			
		1855.0	17.00	16.81	16.72			
	25RB_25	1905.0	17.27	17.22	17.31	<b>17.8</b>	<b>17.8</b>	<b>17.8</b>
		1880.0	17.10	17.14	17.30			
		1855.0	17.25	17.13	17.30			
	25RB_12	1905.0	17.24	17.09	17.23			
		1880.0	17.20	17.26	17.13			
		1855.0	17.21	17.12	17.23			
	25RB_0	1905.0	17.19	17.04	17.31			
		1880.0	17.17	17.12	17.30			
		1855.0	17.15	17.16	17.32			
	50RB_0	1905.0	17.20	17.13	17.11			
		1880.0	17.19	17.17	16.99			
		1855.0	17.29	17.23	17.22			



Ant.1 - Power Level B2								
LTE Band 2			Actual output Power (dBm)			Tune up		
Band -width	RB No. / RB offset	Frequency (MHz)	Modulation			Modulation		
			QPSK	16QAM	64QAM	QPSK	16QAM	64QAM
15 MHz	1RB_74	1902.5	17.17	17.05	16.87	17.8	17.8	17.8
		1880.0	17.03	16.90	16.78			
		1857.5	17.16	16.78	16.71			
	1RB_37	1902.5	17.23	17.21	17.25			
		1880.0	17.24	17.31	17.35			
		1857.5	17.19	17.27	17.29			
	1RB_0	1902.5	16.95	16.78	16.61			
		1880.0	17.15	16.69	16.31			
		1857.5	17.07	16.78	16.69			
	36RB_38	1902.5	17.25	17.17	17.28	17.8	17.8	17.8
		1880.0	17.14	17.20	17.24			
		1857.5	17.25	17.09	17.34			
	36RB_19	1902.5	17.23	17.03	17.26			
		1880.0	17.22	17.20	17.19			
		1857.5	17.17	17.13	17.23			
	36RB_0	1902.5	17.22	17.05	17.29			
		1880.0	17.11	17.14	17.30			
		1857.5	17.19	17.22	17.32			
	75RB_0	1902.5	17.23	17.17	17.12			
		1880.0	17.19	17.19	17.03			
		1857.5	17.25	17.24	17.24			



Ant.1 - Power Level B2								
LTE Band 2			Actual output Power (dBm)			Tune up		
Band -width	RB No. / RB offset	Frequency (MHz)	Modulation			Modulation		
			QPSK	16QAM	64QAM	QPSK	16QAM	64QAM
20 MHz	1RB_99	1900.0	17.16	17.06	16.88	17.8	17.8	17.8
		1880.0	17.01	16.92	16.77			
		1860.0	17.16	16.82	16.69			
	1RB_50	1900.0	17.22	17.22	17.22			
		1880.0	17.21	17.28	17.31			
		1860.0	17.19	17.24	17.31			
	1RB_0	1900.0	16.96	16.80	16.65			
		1880.0	17.15	16.69	16.31			
		1860.0	17.03	16.77	16.71			
	50RB_50	1900.0	17.24	17.21	17.29	17.8	17.8	17.8
		1880.0	17.13	17.18	17.27			
		1860.0	17.22	17.12	17.31			
	50RB_25	1900.0	17.22	17.06	17.25			
		1880.0	17.19	17.23	17.16			
		1860.0	17.19	17.11	17.20			
	50RB_0	1900.0	17.18	17.02	17.30			
		1880.0	17.14	17.11	17.27			
		1860.0	17.18	17.18	17.36			
	100RB_0	1900.0	17.23	17.15	17.15			
		1880.0	17.20	17.15	17.03			
		1860.0	17.25	17.22	17.25			



Ant.0 - Power Level A1/A2								
LTE Band 2			Actual output Power (dBm)			Tune up		
Band -width	RB No. / RB offset	Frequency (MHz)	Modulation			Modulation		
			QPSK	16QAM	64QAM	QPSK	16QAM	64QAM
1.4 MHz	1RB_5	1909.3	22.55	21.48	19.80	23.3	22.3	21.3
		1880.0	22.18	21.32	20.38			
		1850.7	22.46	21.26	20.38			
	1RB_3	1909.3	22.58	21.61	20.01			
		1880.0	22.28	21.39	20.52			
		1850.7	22.52	21.52	20.60			
	1RB_0	1909.3	22.49	21.53	20.13			
		1880.0	22.24	20.92	20.31			
		1850.7	22.41	21.37	20.42			
	3RB_3	1909.3	22.57	21.69	20.02			
		1880.0	22.48	21.34	19.85			
		1850.7	22.59	21.63	20.16			
	3RB_1	1909.3	22.47	21.72	20.13			
		1880.0	22.35	21.49	19.88			
		1850.7	22.41	21.57	20.22			
	3RB_0	1909.3	22.54	21.70	20.10			
		1880.0	22.40	21.32	19.97			
		1850.7	22.46	21.62	20.16			
	6RB_0	1909.3	21.69	20.49	18.75	22.3	21.3	20.3
		1880.0	21.44	20.55	18.58			
		1850.7	21.53	20.01	18.87			



Ant.0 - Power Level A1/A2								
LTE Band 2			Actual output Power (dBm)			Tune up		
Band -width	RB No. / RB offset	Frequency (MHz)	Modulation			Modulation		
			QPSK	16QAM	64QAM	QPSK	16QAM	64QAM
3 MHz	1RB_14	1908.5	22.36	21.68	20.07	23.3	22.3	21.3
		1880.0	22.24	21.44	19.92			
		1851.5	22.38	21.47	19.70			
	1RB_7	1908.5	22.35	21.54	20.16			
		1880.0	22.43	21.32	20.00			
		1851.5	22.48	21.31	19.92			
	1RB_0	1908.5	22.30	21.58	20.10			
		1880.0	22.42	21.03	19.94			
		1851.5	22.46	21.15	19.73			
	8RB_7	1908.5	21.71	20.39	19.07	22.3	21.3	20.3
		1880.0	21.58	20.36	18.73			
		1851.5	21.66	20.46	18.80			
	8RB_4	1908.5	21.65	20.52	19.10			
		1880.0	21.49	20.40	18.65			
		1851.5	21.63	20.50	18.79			
	8RB_0	1908.5	21.72	20.41	19.17			
		1880.0	21.45	20.43	18.72			
		1851.5	21.52	20.50	18.79			
	15RB_0	1908.5	21.67	20.63	19.00			
		1880.0	21.51	20.55	18.99			
		1851.5	21.55	20.56	19.05			



Ant.0 - Power Level A1/A2								
LTE Band 2			Actual output Power (dBm)			Tune up		
Band -width	RB No. / RB offset	Frequency (MHz)	Modulation			Modulation		
			QPSK	16QAM	64QAM	QPSK	16QAM	64QAM
5 MHz	1RB_24	1907.5	22.57	21.52	20.08	23.3	22.3	21.3
		1880.0	22.27	21.24	19.80			
		1852.5	22.38	21.24	19.91			
	1RB_12	1907.5	22.53	21.49	20.03			
		1880.0	22.40	21.22	20.31			
		1852.5	22.52	21.25	20.43			
	1RB_0	1907.5	22.46	21.44	19.94			
		1880.0	22.27	21.29	19.83			
		1852.5	22.34	21.28	19.92			
	12RB_13	1907.5	21.64	20.60	19.13	22.3	21.3	20.3
		1880.0	21.52	20.34	18.94			
		1852.5	21.51	20.53	18.81			
	12RB_6	1907.5	21.61	20.52	19.10			
		1880.0	21.58	20.51	18.96			
		1852.5	21.55	20.41	18.88			
	12RB_0	1907.5	21.64	20.47	19.15			
		1880.0	21.47	20.55	18.96			
		1852.5	21.53	20.55	18.79			
	25RB_0	1907.5	21.66	20.67	19.22			
		1880.0	21.42	20.42	19.04			
		1852.5	21.49	20.50	18.83			



Ant.0 - Power Level A1/A2								
LTE Band 2			Actual output Power (dBm)			Tune up		
Band -width	RB No. / RB offset	Frequency (MHz)	Modulation			Modulation		
			QPSK	16QAM	64QAM	QPSK	16QAM	64QAM
10 MHz	1RB_49	1905.0	22.54	21.46	20.10	23.3	22.3	21.3
		1880.0	22.42	21.31	19.65			
		1855.0	22.40	21.73	20.01			
	1RB_24	1905.0	22.50	21.42	20.04			
		1880.0	22.48	21.11	20.02			
		1855.0	22.68	21.45	20.29			
	1RB_0	1905.0	22.51	21.58	20.01			
		1880.0	22.47	21.42	20.02			
		1855.0	22.53	21.49	20.13			
	25RB_25	1905.0	21.59	20.81	19.18	22.3	21.3	20.3
		1880.0	21.48	20.59	19.03			
		1855.0	21.55	20.64	19.17			
	25RB_12	1905.0	21.65	20.57	19.28			
		1880.0	21.46	20.56	19.08			
		1855.0	21.57	20.62	19.14			
	25RB_0	1905.0	21.56	20.47	18.93			
		1880.0	21.46	20.67	18.77			
		1855.0	21.54	20.51	18.77			
	50RB_0	1905.0	21.68	20.79	19.09			
		1880.0	21.52	20.55	18.86			
		1855.0	21.58	20.51	18.90			





Ant.0 - Power Level A1/A2								
LTE Band 2			Actual output Power (dBm)			Tune up		
Band -width	RB No. / RB offset	Frequency (MHz)	Modulation			Modulation		
			QPSK	16QAM	64QAM	QPSK	16QAM	64QAM
15 MHz	1RB_74	1902.5	22.38	21.48	19.99	23.3	22.3	21.3
		1880.0	22.57	21.31	20.21			
		1857.5	22.40	21.35	19.93			
	1RB_37	1902.5	22.38	21.32	20.24			
		1880.0	22.22	21.33	20.25			
		1857.5	22.51	21.20	20.44			
	1RB_0	1902.5	22.44	21.28	19.96			
		1880.0	22.27	21.13	20.01			
		1857.5	22.44	21.49	20.18			
	36RB_38	1902.5	21.67	20.58	19.20	22.3	21.3	20.3
		1880.0	21.42	20.44	18.92			
		1857.5	21.52	20.53	19.08			
	36RB_19	1902.5	21.56	20.60	19.04			
		1880.0	21.44	20.46	18.98			
		1857.5	21.50	20.50	19.05			
	36RB_0	1902.5	21.63	20.56	19.08			
		1880.0	21.47	20.48	18.84			
		1857.5	21.55	20.55	19.13			
	75RB_0	1902.5	21.60	20.62	18.91			
		1880.0	21.51	20.59	18.81			
		1857.5	21.58	20.50	18.91			



Ant.0 - Power Level A1/A2								
LTE Band 2			Actual output Power (dBm)			Tune up		
Band -width	RB No. / RB offset	Frequency (MHz)	Modulation			Modulation		
			QPSK	16QAM	64QAM	QPSK	16QAM	64QAM
20 MHz	1RB_99	1900.0	22.27	21.48	20.35	<b>23.3</b>	<b>22.3</b>	<b>21.3</b>
		1880.0	22.41	21.26	20.27			
		1860.0	22.33	21.25	20.43			
	1RB_50	1900.0	<b>22.53</b>	21.66	20.42			
		1880.0	22.43	21.54	20.38			
		1860.0	22.50	21.52	20.25			
	1RB_0	1900.0	22.40	21.38	19.92			
		1880.0	22.42	21.37	20.40			
		1860.0	22.10	21.43	20.08			
	50RB_50	1900.0	<b>21.54</b>	20.63	19.08	<b>22.3</b>	<b>21.3</b>	<b>20.3</b>
		1880.0	21.39	20.45	18.87			
		1860.0	21.41	20.50	18.86			
	50RB_25	1900.0	21.49	20.50	18.93			
		1880.0	21.42	20.55	18.97			
		1860.0	21.40	20.55	18.93			
	50RB_0	1900.0	21.33	20.42	18.85			
		1880.0	21.43	20.47	18.92			
		1860.0	21.47	20.48	19.00			
	100RB_0	1900.0	21.48	20.48	19.08			
		1880.0	21.33	20.56	18.96			
		1860.0	21.50	20.55	18.99			



<b>Ant.0 - Power Level B1</b>								
<b>LTE Band 2</b>			<b>Actual output Power (dBm)</b>			<b>Tune up</b>		
<b>Band -width</b>	<b>RB No. / RB offset</b>	<b>Frequency (MHz)</b>	<b>Modulation</b>			<b>Modulation</b>		
			<b>QPSK</b>	<b>16QAM</b>	<b>64QAM</b>	<b>QPSK</b>	<b>16QAM</b>	<b>64QAM</b>
<b>1.4 MHz</b>	<b>1RB_5</b>	1909.3	21.44	21.41	20.61	<b>22.3</b>	<b>22.3</b>	<b>21.3</b>
		1880.0	21.31	21.18	20.43			
		1850.7	21.39	21.08	20.24			
	<b>1RB_3</b>	1909.3	21.60	21.06	20.32			
		1880.0	21.51	21.41	20.58			
		1850.7	21.51	21.13	20.35			
	<b>1RB_0</b>	1909.3	21.31	21.01	20.23			
		1880.0	21.46	21.00	20.17			
		1850.7	21.39	21.01	20.25			
	<b>3RB_3</b>	1909.3	21.47	21.36	20.58			
		1880.0	21.32	21.23	20.39			
		1850.7	21.38	21.10	20.30			
	<b>3RB_1</b>	1909.3	21.55	21.11	20.26			
		1880.0	21.55	21.39	20.60			
		1850.7	21.55	21.14	20.33			
	<b>3RB_0</b>	1909.3	21.26	20.99	20.17			
		1880.0	21.43	20.95	20.18			
		1850.7	21.43	20.99	20.24			
	<b>6RB_0</b>	1909.3	21.35	20.28	19.31	<b>22.3</b>	<b>21.3</b>	<b>20.3</b>
		1880.0	21.43	20.17	19.35			
		1850.7	21.42	20.26	19.29			



Ant.0 - Power Level B1								
LTE Band 2			Actual output Power (dBm)			Tune up		
Band -width	RB No. / RB offset	Frequency (MHz)	Modulation			Modulation		
			QPSK	16QAM	64QAM	QPSK	16QAM	64QAM
3 MHz	1RB_14	1908.5	21.45	21.34	20.56	22.3	22.3	21.3
		1880.0	21.31	21.25	20.39			
		1851.5	21.39	21.04	20.25			
	1RB_7	1908.5	21.57	21.12	20.32			
		1880.0	21.51	21.40	20.57			
		1851.5	21.54	21.15	20.34			
	1RB_0	1908.5	21.28	20.97	20.25			
		1880.0	21.40	20.96	20.17			
		1851.5	21.42	20.99	20.24			
	8RB_7	1908.5	21.54	20.51	19.36	22.3	21.3	20.3
		1880.0	21.30	20.28	19.08			
		1851.5	21.44	20.30	19.08			
	8RB_4	1908.5	21.41	20.27	19.23			
		1880.0	21.38	20.34	19.15			
		1851.5	21.48	20.40	19.22			
	8RB_0	1908.5	21.35	20.17	19.05			
		1880.0	21.41	20.09	19.22			
		1851.5	21.49	20.33	19.24			
	15RB_0	1908.5	21.41	20.21	19.31			
		1880.0	21.45	20.10	19.31			
		1851.5	21.38	20.25	19.35			



<b>Ant.0 - Power Level B1</b>								
<b>LTE Band 2</b>			<b>Actual output Power (dBm)</b>			<b>Tune up</b>		
<b>Band -width</b>	<b>RB No. / RB offset</b>	<b>Frequency (MHz)</b>	<b>Modulation</b>			<b>Modulation</b>		
			<b>QPSK</b>	<b>16QAM</b>	<b>64QAM</b>	<b>QPSK</b>	<b>16QAM</b>	<b>64QAM</b>
<b>5 MHz</b>	<b>1RB_24</b>	1907.5	21.42	21.39	20.57	<b>22.3</b>	<b>22.3</b>	<b>21.3</b>
		1880.0	21.28	21.19	20.45			
		1852.5	21.38	21.08	20.27			
	<b>1RB_12</b>	1907.5	21.58	21.13	20.27			
		1880.0	21.55	21.39	20.61			
		1852.5	21.49	21.10	20.37			
	<b>1RB_0</b>	1907.5	21.26	21.01	20.21			
		1880.0	21.45	20.94	20.19			
		1852.5	21.42	21.04	20.20			
	<b>12RB_13</b>	1907.5	21.51	20.52	19.31	<b>22.3</b>	<b>21.3</b>	<b>20.3</b>
		1880.0	21.31	20.31	19.12			
		1852.5	21.46	20.25	19.06			
	<b>12RB_6</b>	1907.5	21.42	20.27	19.19			
		1880.0	21.40	20.37	19.13			
		1852.5	21.46	20.34	19.23			
	<b>12RB_0</b>	1907.5	21.35	20.21	19.08			
		1880.0	21.46	20.08	19.14			
		1852.5	21.46	20.27	19.25			
	<b>25RB_0</b>	1907.5	21.36	20.20	19.34			
		1880.0	21.40	20.10	19.38			
		1852.5	21.42	20.30	19.35			



<b>Ant.0 - Power Level B1</b>								
<b>LTE Band 2</b>			<b>Actual output Power (dBm)</b>			<b>Tune up</b>		
<b>Band -width</b>	<b>RB No. / RB offset</b>	<b>Frequency (MHz)</b>	<b>Modulation</b>			<b>Modulation</b>		
			<b>QPSK</b>	<b>16QAM</b>	<b>64QAM</b>	<b>QPSK</b>	<b>16QAM</b>	<b>64QAM</b>
10 MHz	1RB_49	1905.0	21.42	21.36	20.55	<b>22.3</b>	<b>22.3</b>	<b>21.3</b>
		1880.0	21.29	21.20	20.44			
		1855.0	21.37	21.04	20.25			
	1RB_24	1905.0	21.58	21.07	20.27			
		1880.0	21.48	21.36	20.58			
		1855.0	21.50	21.12	20.33			
	1RB_0	1905.0	21.25	21.03	20.22			
		1880.0	21.44	21.00	20.16			
		1855.0	21.42	21.03	20.24			
	25RB_25	1905.0	21.54	20.52	19.37	<b>22.3</b>	<b>21.3</b>	<b>20.3</b>
		1880.0	21.30	20.34	19.11			
		1855.0	21.47	20.29	19.02			
	25RB_12	1905.0	21.37	20.24	19.17			
		1880.0	21.40	20.30	19.16			
		1855.0	21.49	20.35	19.22			
	25RB_0	1905.0	21.30	20.18	19.10			
		1880.0	21.42	20.07	19.18			
		1855.0	21.48	20.32	19.24			
	50RB_0	1905.0	21.37	20.23	19.32			
		1880.0	21.41	20.10	19.33			
		1855.0	21.44	20.31	19.31			



Ant.0 - Power Level B1								
LTE Band 2			Actual output Power (dBm)			Tune up		
Band -width	RB No. / RB offset	Frequency (MHz)	Modulation			Modulation		
			QPSK	16QAM	64QAM	QPSK	16QAM	64QAM
15 MHz	1RB_74	1902.5	21.48	21.38	20.55	22.3	22.3	21.3
		1880.0	21.35	21.18	20.44			
		1857.5	21.42	21.04	20.29			
	1RB_37	1902.5	21.57	21.12	20.30			
		1880.0	21.52	21.37	20.57			
		1857.5	21.51	21.12	20.33			
	1RB_0	1902.5	21.27	21.02	20.23			
		1880.0	21.44	20.98	20.16			
		1857.5	21.40	21.05	20.25			
	36RB_38	1902.5	21.51	20.52	19.33	22.3	21.3	20.3
		1880.0	21.29	20.31	19.07			
		1857.5	21.47	20.26	19.05			
	36RB_19	1902.5	21.42	20.26	19.19			
		1880.0	21.37	20.32	19.16			
		1857.5	21.47	20.42	19.23			
	36RB_0	1902.5	21.36	20.15	19.04			
		1880.0	21.44	20.09	19.16			
		1857.5	21.46	20.29	19.25			
	75RB_0	1902.5	21.41	20.27	19.35			
		1880.0	21.44	20.16	19.37			
		1857.5	21.42	20.25	19.32			



Ant.0 - Power Level B1								
LTE Band 2			Actual output Power (dBm)			Tune up		
Band -width	RB No. / RB offset	Frequency (MHz)	Modulation			Modulation		
			QPSK	16QAM	64QAM	QPSK	16QAM	64QAM
20 MHz	1RB_99	1900.0	21.44	21.37	20.57	22.3	22.3	21.3
		1880.0	21.32	21.21	20.41			
		1860.0	21.41	21.07	20.27			
	1RB_50	1900.0	<b>21.58</b>	21.09	20.29			
		1880.0	21.51	21.37	20.57			
		1860.0	21.53	21.14	20.34			
	1RB_0	1900.0	21.29	21.01	20.21			
		1880.0	21.43	20.97	20.17			
		1860.0	21.41	21.02	20.22			
	50RB_50	1900.0	<b>21.53</b>	20.53	19.34	22.3	21.3	20.3
		1880.0	21.31	20.30	19.10			
		1860.0	21.44	20.27	19.04			
	50RB_25	1900.0	21.40	20.27	19.19			
		1880.0	21.41	20.33	19.14			
		1860.0	21.49	20.38	19.25			
	50RB_0	1900.0	21.33	20.18	19.07			
		1880.0	21.43	20.07	19.18			
		1860.0	21.50	20.31	19.25			
	100RB_0	1900.0	21.39	20.24	19.35			
		1880.0	21.43	20.14	19.34			
		1860.0	21.40	20.28	19.33			





Ant.0 - Power Level B2								
LTE Band 2			Actual output Power (dBm)			Tune up		
Band -width	RB No. / RB offset	Frequency (MHz)	Modulation			Modulation		
			QPSK	16QAM	64QAM	QPSK	16QAM	64QAM
1.4 MHz	1RB_5	1909.3	19.81	19.92	19.60	20.8	20.8	20.8
		1880.0	19.83	19.53	19.52			
		1850.7	19.96	19.61	19.73			
	1RB_3	1909.3	20.06	19.78	19.87			
		1880.0	19.96	19.84	19.68			
		1850.7	20.01	19.95	19.95			
	1RB_0	1909.3	19.86	19.61	18.85			
		1880.0	19.67	19.72	19.86			
		1850.7	20.03	19.93	19.93			
	3RB_3	1909.3	19.78	19.91	19.66			
		1880.0	19.83	19.58	19.57			
		1850.7	19.95	19.63	19.71			
	3RB_1	1909.3	20.10	19.78	19.89			
		1880.0	19.93	19.80	19.72			
		1850.7	20.05	19.91	19.94			
	3RB_0	1909.3	19.84	19.59	18.83			
		1880.0	19.66	19.69	19.90			
		1850.7	20.04	19.94	19.93			
	6RB_0	1909.3	19.89	20.01	19.23	20.8	20.8	20.3
		1880.0	19.85	19.87	19.37			
		1850.7	19.93	19.92	19.40			



Ant.0 - Power Level B2								
LTE Band 2			Actual output Power (dBm)			Tune up		
Band -width	RB No. / RB offset	Frequency (MHz)	Modulation			Modulation		
			QPSK	16QAM	64QAM	QPSK	16QAM	64QAM
3 MHz	1RB_14	1908.5	19.81	19.91	19.63	20.8	20.8	20.8
		1880.0	19.85	19.56	19.56			
		1851.5	19.96	19.61	19.75			
	1RB_7	1908.5	20.07	19.83	19.88			
		1880.0	19.91	19.80	19.69			
		1851.5	20.04	19.90	19.90			
	1RB_0	1908.5	19.88	19.63	18.84			
		1880.0	19.68	19.67	19.85			
		1851.5	20.03	19.88	19.89			
	8RB_7	1908.5	20.04	19.92	19.14	20.8	20.8	20.3
		1880.0	19.89	19.86	19.27			
		1851.5	19.85	19.89	19.28			
	8RB_4	1908.5	19.91	19.90	19.19			
		1880.0	19.83	19.96	19.47			
		1851.5	19.87	19.75	19.32			
	8RB_0	1908.5	19.83	19.83	19.93			
		1880.0	19.93	19.86	19.32			
		1851.5	19.92	19.98	19.31			
	15RB_0	1908.5	19.92	19.97	19.18			
		1880.0	19.93	19.85	19.35			
		1851.5	19.91	19.93	19.47			



Ant.0 - Power Level B2								
LTE Band 2			Actual output Power (dBm)			Tune up		
Band -width	RB No. / RB offset	Frequency (MHz)	Modulation			Modulation		
			QPSK	16QAM	64QAM	QPSK	16QAM	64QAM
5 MHz	1RB_24	1907.5	19.80	19.93	19.65	20.8	20.8	20.8
		1880.0	19.88	19.54	19.52			
		1852.5	19.92	19.61	19.74			
	1RB_12	1907.5	20.11	19.77	19.89			
		1880.0	19.93	19.82	19.68			
		1852.5	20.01	19.90	19.92			
	1RB_0	1907.5	19.84	19.61	18.84			
		1880.0	19.66	19.68	19.87			
		1852.5	20.03	19.89	19.89			
	12RB_13	1907.5	20.08	19.97	19.17	20.8	20.8	20.3
		1880.0	19.82	19.86	19.28			
		1852.5	19.87	19.88	19.28			
	12RB_6	1907.5	19.93	19.94	19.24			
		1880.0	19.86	19.97	19.46			
		1852.5	19.90	19.72	19.30			
	12RB_0	1907.5	19.86	19.85	19.93			
		1880.0	19.89	19.82	19.28			
		1852.5	19.90	19.92	19.33			
	25RB_0	1907.5	19.94	20.00	19.22			
		1880.0	19.86	19.83	19.38			
		1852.5	19.92	19.89	19.47			



<b>Ant.0 - Power Level B2</b>								
<b>LTE Band 2</b>			<b>Actual output Power (dBm)</b>			<b>Tune up</b>		
<b>Band -width</b>	<b>RB No. / RB offset</b>	<b>Frequency (MHz)</b>	<b>Modulation</b>			<b>Modulation</b>		
			<b>QPSK</b>	<b>16QAM</b>	<b>64QAM</b>	<b>QPSK</b>	<b>16QAM</b>	<b>64QAM</b>
10 MHz	1RB_49	1905.0	19.82	19.90	19.63	<b>20.8</b>	<b>20.8</b>	<b>20.8</b>
		1880.0	19.86	19.56	19.56			
		1855.0	19.98	19.67	19.73			
	1RB_24	1905.0	20.08	19.80	19.86			
		1880.0	19.91	19.84	19.70			
		1855.0	20.02	19.91	19.93			
	1RB_0	1905.0	19.85	19.63	18.81			
		1880.0	19.67	19.73	19.90			
		1855.0	20.08	19.93	19.96			
	25RB_25	1905.0	20.02	19.97	19.12	<b>20.8</b>	<b>20.8</b>	<b>20.3</b>
		1880.0	19.84	19.82	19.28			
		1855.0	19.89	19.91	19.31			
	25RB_12	1905.0	19.96	19.95	19.22			
		1880.0	19.86	19.90	19.47			
		1855.0	19.90	19.76	19.33			
	25RB_0	1905.0	19.83	19.85	19.91			
		1880.0	19.91	19.82	19.30			
		1855.0	19.92	19.93	19.32			
	50RB_0	1905.0	19.95	19.96	19.20			
		1880.0	19.90	19.84	19.39			
		1855.0	19.88	19.89	19.40			



Ant.0 - Power Level B2								
LTE Band 2			Actual output Power (dBm)			Tune up		
Band -width	RB No. / RB offset	Frequency (MHz)	Modulation			Modulation		
			QPSK	16QAM	64QAM	QPSK	16QAM	64QAM
15 MHz	1RB_74	1902.5	19.75	19.89	19.62	20.8	20.8	20.8
		1880.0	19.82	19.55	19.54			
		1857.5	19.94	19.62	19.77			
	1RB_37	1902.5	20.09	19.82	19.89			
		1880.0	19.96	19.86	19.72			
		1857.5	20.06	19.91	19.94			
	1RB_0	1902.5	19.83	19.63	18.85			
		1880.0	19.69	19.68	19.87			
		1857.5	20.04	19.91	19.96			
	36RB_38	1902.5	20.04	19.95	19.16	20.8	20.8	20.3
		1880.0	19.84	19.80	19.25			
		1857.5	19.85	19.95	19.32			
	36RB_19	1902.5	19.92	19.89	19.27			
		1880.0	19.85	19.95	19.42			
		1857.5	19.88	19.76	19.35			
	36RB_0	1902.5	19.89	19.78	19.95			
		1880.0	19.90	19.85	19.30			
		1857.5	19.95	19.97	19.36			
	75RB_0	1902.5	19.91	19.96	19.22			
		1880.0	19.86	19.81	19.37			
		1857.5	19.91	19.94	19.44			



Ant.0 - Power Level B2								
LTE Band 2			Actual output Power (dBm)			Tune up		
Band -width	RB No. / RB offset	Frequency (MHz)	Modulation			Modulation		
			QPSK	16QAM	64QAM	QPSK	16QAM	64QAM
20 MHz	1RB_99	1900.0	19.78	19.92	19.63	20.8	20.8	20.8
		1880.0	19.86	19.55	19.55			
		1860.0	19.95	19.64	19.74			
	1RB_50	1900.0	<b>20.09</b>	19.80	19.88			
		1880.0	19.94	19.84	19.71			
		1860.0	20.04	19.93	19.91			
	1RB_0	1900.0	19.84	19.59	18.84			
		1880.0	19.67	19.70	19.88			
		1860.0	20.05	19.91	19.93			
	50RB_50	1900.0	<b>20.06</b>	19.95	19.14	20.8	20.8	20.3
		1880.0	19.86	19.83	19.26			
		1860.0	19.86	19.91	19.31			
	50RB_25	1900.0	19.93	19.91	19.15			
		1880.0	19.86	19.93	19.46			
		1860.0	19.89	19.73	19.33			
	50RB_0	1900.0	19.87	19.82	19.93			
		1880.0	19.89	19.85	19.28			
		1860.0	19.93	19.94	19.34			
	100RB_0	1900.0	19.93	19.98	19.22			
		1880.0	19.89	19.83	19.37			
		1860.0	19.90	19.91	19.44			



<b>Ant.1 - Power Level A1</b>								
<b>LTE Band 4</b>			<b>Actual output Power (dBm)</b>			<b>Tune up</b>		
<b>Band -width</b>	<b>RB No. / RB offset</b>	<b>Frequency (MHz)</b>	<b>Modulation</b>			<b>Modulation</b>		
			<b>QPSK</b>	<b>16QAM</b>	<b>64QAM</b>	<b>QPSK</b>	<b>16QAM</b>	<b>64QAM</b>
<b>1.4 MHz</b>	<b>1RB_5</b>	1754.3	15.67	15.42	15.46	<b>15.8</b>	<b>15.8</b>	<b>15.8</b>
		1732.5	15.55	15.37	15.36			
		1710.7	15.50	15.26	15.25			
	<b>1RB_3</b>	1754.3	15.53	15.38	15.38			
		1732.5	15.47	15.26	15.27			
		1710.7	15.41	15.24	15.26			
	<b>1RB_0</b>	1754.3	15.60	15.43	15.42			
		1732.5	15.51	15.29	15.32			
		1710.7	15.18	14.95	15.04			
	<b>3RB_3</b>	1754.3	15.48	15.26	15.23			
		1732.5	15.37	15.17	15.19			
		1710.7	15.41	15.19	15.22			
	<b>3RB_1</b>	1754.3	15.59	15.36	15.32			
		1732.5	15.46	15.27	15.30			
		1710.7	15.47	15.21	15.27			
	<b>3RB_0</b>	1754.3	15.56	15.38	15.36			
		1732.5	15.46	15.23	15.32			
		1710.7	15.48	15.26	15.28			
	<b>6RB_0</b>	1754.3	15.60	15.35	15.42	<b>15.8</b>	<b>15.8</b>	<b>15.8</b>
		1732.5	15.60	15.36	15.41			
		1710.7	15.39	15.24	15.20			



<b>Ant.1 - Power Level A1</b>								
<b>LTE Band 4</b>			<b>Actual output Power (dBm)</b>			<b>Tune up</b>		
<b>Band -width</b>	<b>RB No. / RB offset</b>	<b>Frequency (MHz)</b>	<b>Modulation</b>			<b>Modulation</b>		
			<b>QPSK</b>	<b>16QAM</b>	<b>64QAM</b>	<b>QPSK</b>	<b>16QAM</b>	<b>64QAM</b>
<b>3 MHz</b>	<b>1RB_14</b>	1753.5	15.61	15.39	15.44	<b>15.8</b>	<b>15.8</b>	<b>15.8</b>
		1732.5	15.52	15.32	15.34			
		1711.5	15.44	15.27	15.31			
	<b>1RB_7</b>	1753.5	15.57	15.36	15.41			
		1732.5	15.48	15.29	15.32			
		1711.5	15.41	15.25	15.26			
	<b>1RB_0</b>	1753.5	15.62	15.40	15.42			
		1732.5	15.59	15.34	15.32			
		1711.5	15.24	14.97	15.04			
	<b>8RB_7</b>	1753.5	15.43	15.22	15.24	<b>15.8</b>	<b>15.8</b>	<b>15.8</b>
		1732.5	15.38	15.17	15.19			
		1711.5	15.40	15.22	15.21			
	<b>8RB_4</b>	1753.5	15.54	15.36	15.39			
		1732.5	15.46	15.28	15.26			
		1711.5	15.41	15.19	15.27			
	<b>8RB_0</b>	1753.5	15.54	15.35	15.40			
		1732.5	15.45	15.26	15.30			
		1711.5	15.42	15.23	15.29			
	<b>15RB_0</b>	1753.5	15.54	15.35	15.40			
		1732.5	15.64	15.39	15.42			
		1711.5	15.43	15.20	15.23			





<b>Ant.1 - Power Level A1</b>								
<b>LTE Band 4</b>			<b>Actual output Power (dBm)</b>			<b>Tune up</b>		
<b>Band -width</b>	<b>RB No. / RB offset</b>	<b>Frequency (MHz)</b>	<b>Modulation</b>			<b>Modulation</b>		
			<b>QPSK</b>	<b>16QAM</b>	<b>64QAM</b>	<b>QPSK</b>	<b>16QAM</b>	<b>64QAM</b>
<b>5 MHz</b>	<b>1RB_24</b>	1752.5	15.62	15.41	15.46	<b>15.8</b>	<b>15.8</b>	<b>15.8</b>
		1732.5	15.59	15.35	15.37			
		1712.5	15.51	15.28	15.25			
	<b>1RB_12</b>	1752.5	15.57	15.32	15.40			
		1732.5	15.47	15.26	15.33			
		1712.5	15.47	15.25	15.23			
	<b>1RB_0</b>	1752.5	15.59	15.42	15.40			
		1732.5	15.56	15.34	15.35			
		1712.5	15.19	14.95	15.00			
	<b>12RB_13</b>	1752.5	15.43	15.23	15.31	<b>15.8</b>	<b>15.8</b>	<b>15.8</b>
		1732.5	15.34	15.15	15.17			
		1712.5	15.45	15.21	15.22			
	<b>12RB_6</b>	1752.5	15.56	15.36	15.37			
		1732.5	15.50	15.25	15.31			
		1712.5	15.47	15.20	15.27			
	<b>12RB_0</b>	1752.5	15.61	15.31	15.35			
		1732.5	15.45	15.29	15.28			
		1712.5	15.43	15.23	15.28			
	<b>25RB_0</b>	1752.5	15.56	15.33	15.38			
		1732.5	15.60	15.34	15.45			
		1712.5	15.42	15.21	15.21			



<b>Ant.1 - Power Level A1</b>								
<b>LTE Band 4</b>			<b>Actual output Power (dBm)</b>			<b>Tune up</b>		
<b>Band -width</b>	<b>RB No. / RB offset</b>	<b>Frequency (MHz)</b>	<b>Modulation</b>			<b>Modulation</b>		
			<b>QPSK</b>	<b>16QAM</b>	<b>64QAM</b>	<b>QPSK</b>	<b>16QAM</b>	<b>64QAM</b>
10 MHz	1RB_49	1750.0	15.67	15.40	15.42	<b>15.8</b>	<b>15.8</b>	<b>15.8</b>
		1732.5	15.59	15.31	15.40			
		1715.0	15.44	15.27	15.31			
	1RB_24	1750.0	15.60	15.36	15.35			
		1732.5	15.52	15.24	15.26			
		1715.0	15.48	15.21	15.25			
	1RB_0	1750.0	15.59	15.42	15.42			
		1732.5	15.57	15.35	15.34			
		1715.0	15.23	15.00	15.00			
	25RB_25	1750.0	15.44	15.20	15.28	<b>15.8</b>	<b>15.8</b>	<b>15.8</b>
		1732.5	15.38	15.15	15.21			
		1715.0	15.39	15.21	15.23			
	25RB_12	1750.0	15.54	15.33	15.34			
		1732.5	15.47	15.25	15.24			
		1715.0	15.40	15.22	15.27			
	25RB_0	1750.0	15.53	15.35	15.37			
		1732.5	15.48	15.27	15.30			
		1715.0	15.48	15.27	15.28			
	50RB_0	1750.0	15.54	15.39	15.34			
		1732.5	15.59	15.38	15.41			
		1715.0	15.38	15.22	15.23			



Ant.1 - Power Level A1								
LTE Band 4			Actual output Power (dBm)			Tune up		
Band -width	RB No. / RB offset	Frequency (MHz)	Modulation			Modulation		
			QPSK	16QAM	64QAM	QPSK	16QAM	64QAM
15 MHz	1RB_74	1747.5	15.65	15.42	15.44	<b>15.8</b>	<b>15.8</b>	<b>15.8</b>
		1732.5	15.60	15.33	15.39			
		1717.5	15.49	15.21	15.30			
	1RB_37	1747.5	15.55	15.38	15.38			
		1732.5	15.52	15.28	15.31			
		1717.5	15.46	15.24	15.30			
	1RB_0	1747.5	15.61	15.36	15.39			
		1732.5	15.59	15.32	15.37			
		1717.5	15.18	15.03	15.04			
	36RB_38	1747.5	15.43	15.26	15.28	<b>15.8</b>	<b>15.8</b>	<b>15.8</b>
		1732.5	15.41	15.19	15.15			
		1717.5	15.43	15.19	15.26			
	36RB_19	1747.5	15.54	15.34	15.38			
		1732.5	15.46	15.28	15.26			
		1717.5	15.41	15.22	15.25			
	36RB_0	1747.5	15.57	15.32	15.40			
		1732.5	15.51	15.29	15.32			
		1717.5	15.44	15.27	15.27			
	75RB_0	1747.5	15.58	15.32	15.36			
		1732.5	15.61	15.38	15.41			
		1717.5	15.43	15.20	15.25			



Ant.1 - Power Level A1								
LTE Band 4			Actual output Power (dBm)			Tune up		
Band -width	RB No. / RB offset	Frequency (MHz)	Modulation			Modulation		
			QPSK	16QAM	64QAM	QPSK	16QAM	64QAM
20 MHz	1RB_99	1745.0	<b>15.63</b>	15.43	15.46	<b>15.8</b>	<b>15.8</b>	<b>15.8</b>
		1732.5	15.56	15.32	15.37			
		1720.0	15.47	15.26	15.29			
	1RB_50	1745.0	15.57	15.34	15.42			
		1732.5	15.48	15.23	15.32			
		1720.0	15.45	15.24	15.28			
	1RB_0	1745.0	15.61	15.39	15.41			
		1732.5	15.55	15.36	15.34			
		1720.0	15.21	14.97	14.98			
	50RB_50	1745.0	15.46	15.25	15.30	<b>15.8</b>	<b>15.8</b>	<b>15.8</b>
		1732.5	15.37	15.18	15.16			
		1720.0	15.41	15.22	15.26			
	50RB_25	1745.0	15.55	15.35	15.39			
		1732.5	15.47	15.21	15.32			
		1720.0	15.43	15.23	15.21			
	50RB_0	1745.0	<b>15.57</b>	15.36	15.35			
		1732.5	15.48	15.28	15.27			
		1720.0	15.45	15.26	15.28			
100RB_0	1745.0	15.57	15.33	15.35				
	1732.5	15.60	15.36	15.44				
	1720.0	15.42	15.19	15.23				



<b>Ant.1 - Power Level A2</b>								
<b>LTE Band 4</b>			<b>Actual output Power (dBm)</b>			<b>Tune up</b>		
<b>Band -width</b>	<b>RB No. / RB offset</b>	<b>Frequency (MHz)</b>	<b>Modulation</b>			<b>Modulation</b>		
			<b>QPSK</b>	<b>16QAM</b>	<b>64QAM</b>	<b>QPSK</b>	<b>16QAM</b>	<b>64QAM</b>
<b>1.4 MHz</b>	<b>1RB_5</b>	1754.3	14.61	14.22	14.25	<b>14.8</b>	<b>14.8</b>	<b>14.8</b>
		1732.5	14.24	14.21	14.17			
		1710.7	14.42	14.03	14.53			
	<b>1RB_3</b>	1754.3	14.59	14.53	14.76			
		1732.5	14.19	14.37	14.69			
		1710.7	14.33	14.75	14.71			
	<b>1RB_0</b>	1754.3	14.54	14.45	14.52			
		1732.5	14.41	14.22	14.27			
		1710.7	14.31	14.69	14.63			
	<b>3RB_3</b>	1754.3	14.40	14.35	14.40			
		1732.5	14.29	14.37	14.19			
		1710.7	14.33	14.24	14.31			
	<b>3RB_1</b>	1754.3	14.43	14.49	14.40			
		1732.5	14.30	14.33	14.20			
		1710.7	14.33	14.32	14.39			
	<b>3RB_0</b>	1754.3	14.46	14.60	14.40			
		1732.5	14.27	14.48	14.22			
		1710.7	14.25	14.27	14.00			
	<b>6RB_0</b>	1754.3	14.48	14.53	14.36	<b>14.8</b>	<b>14.8</b>	<b>14.8</b>
		1732.5	14.35	14.27	14.25			
		1710.7	14.34	14.18	14.36			



Ant.1 - Power Level A2								
LTE Band 4			Actual output Power (dBm)			Tune up		
Band -width	RB No. / RB offset	Frequency (MHz)	Modulation			Modulation		
			QPSK	16QAM	64QAM	QPSK	16QAM	64QAM
3 MHz	1RB_14	1753.5	14.64	14.26	14.22	14.8	14.8	14.8
		1732.5	14.24	14.17	14.22			
		1711.5	14.43	14.03	14.54			
	1RB_7	1753.5	14.61	14.54	14.72			
		1732.5	14.17	14.37	14.68			
		1711.5	14.39	14.69	14.71			
	1RB_0	1753.5	14.50	14.43	14.55			
		1732.5	14.35	14.18	14.28			
		1711.5	14.35	14.66	14.59			
	8RB_7	1753.5	14.37	14.33	14.41	14.8	14.8	14.8
		1732.5	14.26	14.32	14.18			
		1711.5	14.38	14.25	14.27			
	8RB_4	1753.5	14.43	14.55	14.36			
		1732.5	14.27	14.35	14.21			
		1711.5	14.36	14.30	14.38			
	8RB_0	1753.5	14.46	14.53	14.45			
		1732.5	14.25	14.46	14.25			
		1711.5	14.28	14.22	14.01			
	15RB_0	1753.5	14.47	14.57	14.36			
		1732.5	14.30	14.31	14.25			
		1711.5	14.33	14.18	14.38			



Ant.1 - Power Level A2								
LTE Band 4			Actual output Power (dBm)			Tune up		
Band -width	RB No. / RB offset	Frequency (MHz)	Modulation			Modulation		
			QPSK	16QAM	64QAM	QPSK	16QAM	64QAM
5 MHz	1RB_24	1752.5	14.60	14.21	14.23	14.8	14.8	14.8
		1732.5	14.26	14.21	14.20			
		1712.5	14.41	14.06	14.51			
	1RB_12	1752.5	14.57	14.52	14.70			
		1732.5	14.21	14.40	14.69			
		1712.5	14.33	14.73	14.68			
	1RB_0	1752.5	14.57	14.45	14.52			
		1732.5	14.34	14.22	14.31			
		1712.5	14.38	14.72	14.63			
	12RB_13	1752.5	14.40	14.34	14.40	14.8	14.8	14.8
		1732.5	14.29	14.37	14.16			
		1712.5	14.31	14.24	14.28			
	12RB_6	1752.5	14.49	14.53	14.41			
		1732.5	14.25	14.36	14.19			
		1712.5	14.39	14.30	14.36			
	12RB_0	1752.5	14.49	14.58	14.43			
		1732.5	14.28	14.47	14.21			
		1712.5	14.29	14.29	14.03			
	25RB_0	1752.5	14.46	14.53	14.38			
		1732.5	14.29	14.25	14.25			
		1712.5	14.39	14.21	14.41			



<b>Ant.1 - Power Level A2</b>								
<b>LTE Band 4</b>			<b>Actual output Power (dBm)</b>			<b>Tune up</b>		
<b>Band -width</b>	<b>RB No. / RB offset</b>	<b>Frequency (MHz)</b>	<b>Modulation</b>			<b>Modulation</b>		
			<b>QPSK</b>	<b>16QAM</b>	<b>64QAM</b>	<b>QPSK</b>	<b>16QAM</b>	<b>64QAM</b>
<b>10 MHz</b>	<b>1RB_49</b>	1750.0	14.64	14.21	14.22	<b>14.8</b>	<b>14.8</b>	<b>14.8</b>
		1732.5	14.29	14.17	14.23			
		1715.0	14.45	14.04	14.52			
	<b>1RB_24</b>	1750.0	14.61	14.53	14.61			
		1732.5	14.19	14.43	14.72			
		1715.0	14.40	14.69	14.67			
	<b>1RB_0</b>	1750.0	14.54	14.41	14.50			
		1732.5	14.35	14.21	14.31			
		1715.0	14.31	14.69	14.60			
	<b>25RB_25</b>	1750.0	14.34	14.31	14.40	<b>14.8</b>	<b>14.8</b>	<b>14.8</b>
		1732.5	14.29	14.32	14.20			
		1715.0	14.32	14.23	14.27			
	<b>25RB_12</b>	1750.0	14.48	14.51	14.38			
		1732.5	14.29	14.34	14.24			
		1715.0	14.37	14.31	14.40			
	<b>25RB_0</b>	1750.0	14.46	14.58	14.41			
		1732.5	14.31	14.44	14.21			
		1715.0	14.24	14.23	14.04			
	<b>50RB_0</b>	1750.0	14.49	14.54	14.36			
		1732.5	14.36	14.26	14.25			
		1715.0	14.40	14.20	14.40			





Ant.1 - Power Level A2								
LTE Band 4			Actual output Power (dBm)			Tune up		
Band -width	RB No. / RB offset	Frequency (MHz)	Modulation			Modulation		
			QPSK	16QAM	64QAM	QPSK	16QAM	64QAM
15 MHz	1RB_74	1747.5	14.63	14.26	14.26	14.8	14.8	14.8
		1732.5	14.31	14.23	14.21			
		1717.5	14.43	14.00	14.55			
	1RB_37	1747.5	14.57	14.54	14.72			
		1732.5	14.16	14.41	14.69			
		1717.5	14.40	14.69	14.66			
	1RB_0	1747.5	14.56	14.41	14.50			
		1732.5	14.40	14.18	14.29			
		1717.5	14.35	14.72	14.58			
	36RB_38	1747.5	14.34	14.31	14.39	14.8	14.8	14.8
		1732.5	14.27	14.33	14.15			
		1717.5	14.31	14.21	14.27			
	36RB_19	1747.5	14.43	14.49	14.41			
		1732.5	14.30	14.36	14.19			
		1717.5	14.34	14.31	14.37			
	36RB_0	1747.5	14.48	14.59	14.44			
		1732.5	14.25	14.45	14.25			
		1717.5	14.27	14.30	14.02			
	75RB_0	1747.5	14.45	14.54	14.42			
		1732.5	14.30	14.27	14.26			
		1717.5	14.37	14.23	14.36			



Ant.1 - Power Level A2								
LTE Band 4			Actual output Power (dBm)			Tune up		
Band -width	RB No. / RB offset	Frequency (MHz)	Modulation			Modulation		
			QPSK	16QAM	64QAM	QPSK	16QAM	64QAM
20 MHz	1RB_99	1745.0	<b>14.61</b>	14.23	14.24	<b>14.8</b>	<b>14.8</b>	<b>14.8</b>
		1732.5	14.27	14.20	14.20			
		1720.0	14.44	14.02	14.55			
	1RB_50	1745.0	14.59	14.55	14.63			
		1732.5	14.19	14.40	14.68			
		1720.0	14.36	14.72	14.68			
	1RB_0	1745.0	14.54	14.41	14.53			
		1732.5	14.37	14.21	14.28			
		1720.0	14.34	14.70	14.60			
	50RB_50	1745.0	14.37	14.34	14.42	<b>14.8</b>	<b>14.8</b>	<b>14.8</b>
		1732.5	14.28	14.34	14.19			
		1720.0	14.35	14.24	14.28			
	50RB_25	1745.0	14.46	14.52	14.39			
		1732.5	14.29	14.36	14.21			
		1720.0	14.35	14.31	14.39			
	50RB_0	1745.0	<b>14.49</b>	14.56	14.42			
		1732.5	14.29	14.47	14.23			
		1720.0	14.27	14.26	14.04			
	100RB_0	1745.0	14.48	14.54	14.38			
		1732.5	14.32	14.28	14.23			
		1720.0	14.36	14.21	14.37			



Ant.1 - Power Level B1								
LTE Band 4			Actual output Power (dBm)			Tune up		
Band -width	RB No. / RB offset	Frequency (MHz)	Modulation			Modulation		
			QPSK	16QAM	64QAM	QPSK	16QAM	64QAM
1.4 MHz	1RB_5	1754.3	19.12	18.97	18.97	19.8	19.8	19.8
		1732.5	19.02	18.79	18.83			
		1710.7	18.99	18.81	18.86			
	1RB_3	1754.3	19.40	19.15	19.17			
		1732.5	19.16	18.95	18.98			
		1710.7	18.99	18.83	18.79			
	1RB_0	1754.3	19.43	19.25	19.26			
		1732.5	19.19	18.98	18.98			
		1710.7	19.03	18.84	18.82			
	3RB_3	1754.3	19.39	19.20	19.21			
		1732.5	19.19	19.02	19.01			
		1710.7	19.26	19.03	19.06			
	3RB_1	1754.3	19.37	19.17	19.15			
		1732.5	19.32	19.14	19.16			
		1710.7	19.33	19.11	19.16			
	3RB_0	1754.3	19.41	19.16	19.26			
		1732.5	19.30	19.15	19.17			
		1710.7	19.29	19.07	19.09			
	6RB_0	1754.3	19.40	19.19	19.25	19.8	19.8	19.8
		1732.5	19.26	19.03	19.09			
		1710.7	19.29	19.09	19.08			



Ant.1 - Power Level B1								
LTE Band 4			Actual output Power (dBm)			Tune up		
Band -width	RB No. / RB offset	Frequency (MHz)	Modulation			Modulation		
			QPSK	16QAM	64QAM	QPSK	16QAM	64QAM
3 MHz	1RB_14	1753.5	19.14	18.94	18.99	19.8	19.8	19.8
		1732.5	19.03	18.76	18.83			
		1711.5	19.01	18.81	18.79			
	1RB_7	1753.5	19.38	19.12	19.16			
		1732.5	19.13	18.92	19.01			
		1711.5	19.04	18.81	18.83			
	1RB_0	1753.5	19.48	19.25	19.23			
		1732.5	19.21	18.97	19.00			
		1711.5	19.02	18.81	18.85			
	8RB_7	1753.5	19.37	19.20	19.16	19.8	19.8	19.8
		1732.5	19.21	18.99	19.01			
		1711.5	19.27	19.05	19.05			
	8RB_4	1753.5	19.35	19.18	19.20			
		1732.5	19.33	19.10	19.14			
		1711.5	19.28	19.06	19.13			
	8RB_0	1753.5	19.38	19.18	19.23			
		1732.5	19.35	19.14	19.13			
		1711.5	19.33	19.07	19.16			
	15RB_0	1753.5	19.42	19.22	19.23			
		1732.5	19.31	19.04	19.08			
		1711.5	19.34	19.08	19.14			



Ant.1 - Power Level B1								
LTE Band 4			Actual output Power (dBm)			Tune up		
Band -width	RB No. / RB offset	Frequency (MHz)	Modulation			Modulation		
			QPSK	16QAM	64QAM	QPSK	16QAM	64QAM
5 MHz	1RB_24	1752.5	19.14	18.95	19.01	19.8	19.8	19.8
		1732.5	18.96	18.80	18.83			
		1712.5	19.00	18.78	18.86			
	1RB_12	1752.5	19.36	19.17	19.21			
		1732.5	19.17	18.94	18.97			
		1712.5	19.01	18.75	18.79			
	1RB_0	1752.5	19.43	19.20	19.29			
		1732.5	19.17	18.96	19.02			
		1712.5	19.08	18.86	18.87			
	12RB_13	1752.5	19.40	19.15	19.16	19.8	19.8	19.8
		1732.5	19.16	18.95	18.97			
		1712.5	19.25	19.04	19.07			
	12RB_6	1752.5	19.41	19.20	19.23			
		1732.5	19.32	19.07	19.09			
		1712.5	19.31	19.09	19.11			
	12RB_0	1752.5	19.43	19.19	19.21			
		1732.5	19.33	19.09	19.14			
		1712.5	19.31	19.11	19.15			
	25RB_0	1752.5	19.45	19.22	19.22			
		1732.5	19.29	19.06	19.10			
		1712.5	19.34	19.09	19.14			



<b>Ant.1 - Power Level B1</b>								
<b>LTE Band 4</b>			<b>Actual output Power (dBm)</b>			<b>Tune up</b>		
<b>Band -width</b>	<b>RB No. / RB offset</b>	<b>Frequency (MHz)</b>	<b>Modulation</b>			<b>Modulation</b>		
			<b>QPSK</b>	<b>16QAM</b>	<b>64QAM</b>	<b>QPSK</b>	<b>16QAM</b>	<b>64QAM</b>
10 MHz	1RB_49	1750.0	19.15	18.94	18.97	<b>19.8</b>	<b>19.8</b>	<b>19.8</b>
		1732.5	19.00	18.79	18.78			
		1715.0	19.00	18.76	18.87			
	1RB_24	1750.0	19.37	19.16	19.22			
		1732.5	19.19	18.95	19.00			
		1715.0	19.05	18.76	18.83			
	1RB_0	1750.0	19.49	19.22	19.28			
		1732.5	19.21	18.99	19.02			
		1715.0	19.02	18.82	18.90			
	25RB_25	1750.0	19.36	19.20	19.22	<b>19.8</b>	<b>19.8</b>	<b>19.8</b>
		1732.5	19.21	18.97	19.00			
		1715.0	19.26	19.08	19.10			
	25RB_12	1750.0	19.34	19.19	19.18			
		1732.5	19.33	19.13	19.14			
		1715.0	19.33	19.06	19.15			
	25RB_0	1750.0	19.39	19.16	19.23			
		1732.5	19.37	19.10	19.17			
		1715.0	19.30	19.14	19.12			
	50RB_0	1750.0	19.45	19.23	19.24			
		1732.5	19.25	19.03	19.07			
		1715.0	19.27	19.10	19.09			



<b>Ant.1 - Power Level B1</b>								
<b>LTE Band 4</b>			<b>Actual output Power (dBm)</b>			<b>Tune up</b>		
<b>Band -width</b>	<b>RB No. / RB offset</b>	<b>Frequency (MHz)</b>	<b>Modulation</b>			<b>Modulation</b>		
			<b>QPSK</b>	<b>16QAM</b>	<b>64QAM</b>	<b>QPSK</b>	<b>16QAM</b>	<b>64QAM</b>
15 MHz	1RB_74	1747.5	19.14	18.97	18.97	19.8	19.8	19.8
		1732.5	18.99	18.76	18.83			
		1717.5	19.00	18.77	18.85			
	1RB_37	1747.5	19.37	19.13	19.20			
		1732.5	19.20	18.96	18.96			
		1717.5	19.01	18.78	18.81			
	1RB_0	1747.5	19.48	19.21	19.29			
		1732.5	19.18	18.99	18.98			
		1717.5	19.08	18.82	18.90			
	36RB_38	1747.5	19.41	19.21	19.23	19.8	19.8	19.8
		1732.5	19.19	19.02	18.99			
		1717.5	19.29	19.09	19.06			
	36RB_19	1747.5	19.39	19.19	19.21			
		1732.5	19.30	19.14	19.15			
		1717.5	19.32	19.13	19.09			
	36RB_0	1747.5	19.45	19.19	19.24			
		1732.5	19.37	19.07	19.13			
		1717.5	19.31	19.07	19.09			
	75RB_0	1747.5	19.44	19.18	19.24			
		1732.5	19.25	19.02	19.08			
		1717.5	19.33	19.09	19.13			



Ant.1 - Power Level B1								
LTE Band 4			Actual output Power (dBm)			Tune up		
Band -width	RB No. / RB offset	Frequency (MHz)	Modulation			Modulation		
			QPSK	16QAM	64QAM	QPSK	16QAM	64QAM
20 MHz	1RB_99	1745.0	19.16	18.95	19.00	<b>19.8</b>	<b>19.8</b>	<b>19.8</b>
		1732.5	18.99	18.76	18.81			
		1720.0	19.02	18.77	18.81			
	1RB_50	1745.0	19.38	19.12	19.21			
		1732.5	19.16	18.94	18.96			
		1720.0	19.01	18.81	18.82			
	1RB_0	1745.0	<b>19.45</b>	19.22	19.22			
		1732.5	19.18	19.00	18.97			
		1720.0	19.05	18.80	18.88			
	50RB_50	1745.0	19.39	19.16	19.23	<b>19.8</b>	<b>19.8</b>	<b>19.8</b>
		1732.5	19.20	18.94	19.00			
		1720.0	19.27	19.09	19.08			
	50RB_25	1745.0	19.38	19.13	19.23			
		1732.5	19.32	19.10	19.16			
		1720.0	19.31	19.09	19.14			
	50RB_0	1745.0	<b>19.42</b>	19.23	19.21			
		1732.5	19.33	19.13	19.12			
		1720.0	19.32	19.08	19.11			
	100RB_0	1745.0	19.42	19.23	19.25			
		1732.5	19.27	19.02	19.07			
		1720.0	19.31	19.10	19.10			





<b>Ant.1 - Power Level B2</b>											
<b>LTE Band 4</b>			<b>Actual output Power (dBm)</b>			<b>Tune up</b>					
<b>Band -width</b>	<b>RB No. / RB offset</b>	<b>Frequency (MHz)</b>	<b>Modulation</b>			<b>Modulation</b>					
			<b>QPSK</b>	<b>16QAM</b>	<b>64QAM</b>	<b>QPSK</b>	<b>16QAM</b>	<b>64QAM</b>			
1.4 MHz	1RB_5	1754.3	17.15	17.57	17.20	17.8	17.8	17.8			
		1732.5	17.07	16.99	17.33						
		1710.7	17.31	17.22	17.48						
	1RB_3	1754.3	17.54	17.24	17.62						
		1732.5	17.27	17.44	17.52						
		1710.7	17.36	17.35	17.54						
	1RB_0	1754.3	17.52	17.17	17.25						
		1732.5	17.37	17.16	17.51						
		1710.7	17.10	17.09	17.26						
	3RB_3	1754.3	17.50	17.49	17.27						
		1732.5	17.28	17.24	17.23						
		1710.7	17.33	17.23	17.22						
	3RB_1	1754.3	17.52	17.60	17.30						
		1732.5	17.39	17.29	17.36						
		1710.7	17.45	17.31	17.27						
	3RB_0	1754.3	17.57	17.59	17.27						
		1732.5	17.41	17.30	17.39						
		1710.7	17.41	17.24	17.29						
	6RB_0	1754.3	17.48	17.53	17.32				17.8	17.8	17.8
		1732.5	17.28	17.36	17.20						
		1710.7	17.38	17.38	17.21						



Ant.1 - Power Level B2								
LTE Band 4			Actual output Power (dBm)			Tune up		
Band -width	RB No. / RB offset	Frequency (MHz)	Modulation			Modulation		
			QPSK	16QAM	64QAM	QPSK	16QAM	64QAM
3 MHz	1RB_14	1753.5	17.13	17.55	17.21	17.8	17.8	17.8
		1732.5	17.10	17.03	17.38			
		1711.5	17.29	17.24	17.48			
	1RB_7	1753.5	17.49	17.23	17.65			
		1732.5	17.27	17.37	17.52			
		1711.5	17.38	17.36	17.58			
	1RB_0	1753.5	17.52	17.23	17.26			
		1732.5	17.39	17.11	17.51			
		1711.5	17.14	17.03	17.27			
	8RB_7	1753.5	17.44	17.51	17.29	17.8	17.8	17.8
		1732.5	17.22	17.21	17.22			
		1711.5	17.40	17.25	17.25			
	8RB_4	1753.5	17.53	17.54	17.30			
		1732.5	17.37	17.34	17.36			
		1711.5	17.44	17.25	17.23			
	8RB_0	1753.5	17.54	17.62	17.30			
		1732.5	17.38	17.36	17.35			
		1711.5	17.42	17.21	17.31			
	15RB_0	1753.5	17.44	17.58	17.33			
		1732.5	17.35	17.33	17.21			
		1711.5	17.36	17.40	17.20			



<b>Ant.1 - Power Level B2</b>								
<b>LTE Band 4</b>			<b>Actual output Power (dBm)</b>			<b>Tune up</b>		
<b>Band -width</b>	<b>RB No. / RB offset</b>	<b>Frequency (MHz)</b>	<b>Modulation</b>			<b>Modulation</b>		
			<b>QPSK</b>	<b>16QAM</b>	<b>64QAM</b>	<b>QPSK</b>	<b>16QAM</b>	<b>64QAM</b>
<b>5 MHz</b>	<b>1RB_24</b>	1752.5	17.17	17.56	17.21	<b>17.8</b>	<b>17.8</b>	<b>17.8</b>
		1732.5	17.09	17.01	17.38			
		1712.5	17.28	17.26	17.49			
	<b>1RB_12</b>	1752.5	17.49	17.29	17.65			
		1732.5	17.22	17.43	17.47			
		1712.5	17.36	17.33	17.58			
	<b>1RB_0</b>	1752.5	17.52	17.18	17.25			
		1732.5	17.43	17.14	17.48			
		1712.5	17.10	17.05	17.27			
	<b>12RB_13</b>	1752.5	17.43	17.48	17.28	<b>17.8</b>	<b>17.8</b>	<b>17.8</b>
		1732.5	17.30	17.17	17.23			
		1712.5	17.37	17.29	17.21			
	<b>12RB_6</b>	1752.5	17.50	17.53	17.27			
		1732.5	17.33	17.35	17.40			
		1712.5	17.44	17.31	17.28			
	<b>12RB_0</b>	1752.5	17.54	17.62	17.31			
		1732.5	17.35	17.33	17.37			
		1712.5	17.41	17.23	17.29			
	<b>25RB_0</b>	1752.5	17.48	17.59	17.37			
		1732.5	17.34	17.32	17.18			
		1712.5	17.37	17.38	17.19			



<b>Ant.1 - Power Level B2</b>								
<b>LTE Band 4</b>			<b>Actual output Power (dBm)</b>			<b>Tune up</b>		
<b>Band -width</b>	<b>RB No. / RB offset</b>	<b>Frequency (MHz)</b>	<b>Modulation</b>			<b>Modulation</b>		
			<b>QPSK</b>	<b>16QAM</b>	<b>64QAM</b>	<b>QPSK</b>	<b>16QAM</b>	<b>64QAM</b>
<b>10 MHz</b>	<b>1RB_49</b>	1750.0	17.12	17.54	17.19	<b>17.8</b>	<b>17.8</b>	<b>17.8</b>
		1732.5	17.08	17.05	17.36			
		1715.0	17.31	17.22	17.43			
	<b>1RB_24</b>	1750.0	17.51	17.28	17.66			
		1732.5	17.25	17.38	17.47			
		1715.0	17.39	17.36	17.58			
	<b>1RB_0</b>	1750.0	17.57	17.15	17.28			
		1732.5	17.39	17.15	17.50			
		1715.0	17.16	17.05	17.28			
	<b>25RB_25</b>	1750.0	17.43	17.45	17.33	<b>17.8</b>	<b>17.8</b>	<b>17.8</b>
		1732.5	17.28	17.20	17.24			
		1715.0	17.34	17.23	17.23			
	<b>25RB_12</b>	1750.0	17.55	17.52	17.31			
		1732.5	17.40	17.31	17.39			
		1715.0	17.41	17.30	17.28			
	<b>25RB_0</b>	1750.0	17.59	17.61	17.29			
		1732.5	17.43	17.36	17.36			
		1715.0	17.38	17.24	17.30			
	<b>50RB_0</b>	1750.0	17.48	17.57	17.33			
		1732.5	17.34	17.34	17.23			
		1715.0	17.41	17.39	17.18			



Ant.1 - Power Level B2								
LTE Band 4			Actual output Power (dBm)			Tune up		
Band -width	RB No. / RB offset	Frequency (MHz)	Modulation			Modulation		
			QPSK	16QAM	64QAM	QPSK	16QAM	64QAM
15 MHz	1RB_74	1747.5	17.16	17.59	17.25	17.8	17.8	17.8
		1732.5	17.06	16.99	17.36			
		1717.5	17.30	17.20	17.49			
	1RB_37	1747.5	17.47	17.26	17.64			
		1732.5	17.27	17.37	17.51			
		1717.5	17.36	17.37	17.58			
	1RB_0	1747.5	17.53	17.18	17.29			
		1732.5	17.35	17.12	17.52			
		1717.5	17.12	17.08	17.27			
	36RB_38	1747.5	17.43	17.47	17.27	17.8	17.8	17.8
		1732.5	17.23	17.21	17.29			
		1717.5	17.34	17.23	17.20			
	36RB_19	1747.5	17.53	17.59	17.28			
		1732.5	17.35	17.31	17.39			
		1717.5	17.46	17.29	17.28			
	36RB_0	1747.5	17.54	17.61	17.33			
		1732.5	17.42	17.29	17.41			
		1717.5	17.41	17.18	17.33			
	75RB_0	1747.5	17.50	17.57	17.35			
		1732.5	17.31	17.38	17.23			
		1717.5	17.38	17.39	17.17			



Ant.1 - Power Level B2								
LTE Band 4			Actual output Power (dBm)			Tune up		
Band -width	RB No. / RB offset	Frequency (MHz)	Modulation			Modulation		
			QPSK	16QAM	64QAM	QPSK	16QAM	64QAM
20 MHz	1RB_99	1745.0	17.15	17.55	17.22	<b>17.8</b>	<b>17.8</b>	<b>17.8</b>
		1732.5	17.06	17.01	17.36			
		1720.0	17.31	17.23	17.45			
	1RB_50	1745.0	17.51	17.26	17.63			
		1732.5	17.25	17.41	17.51			
		1720.0	17.36	17.33	17.57			
	1RB_0	1745.0	<b>17.55</b>	17.19	17.28			
		1732.5	17.39	17.12	17.48			
		1720.0	17.13	17.06	17.29			
	50RB_50	1745.0	17.46	17.49	17.30	<b>17.8</b>	<b>17.8</b>	<b>17.8</b>
		1732.5	17.26	17.21	17.26			
		1720.0	17.36	17.27	17.24			
	50RB_25	1745.0	17.53	17.56	17.31			
		1732.5	17.37	17.32	17.37			
		1720.0	17.44	17.28	17.27			
	50RB_0	1745.0	<b>17.57</b>	17.60	17.31			
		1732.5	17.39	17.33	17.39			
		1720.0	17.41	17.22	17.30			
	100RB_0	1745.0	17.47	17.55	17.34			
		1732.5	17.32	17.34	17.19			
		1720.0	17.37	17.40	17.19			



Ant.0 - Power Level A1/A2								
LTE Band 4			Actual output Power (dBm)			Tune up		
Band -width	RB No. / RB offset	Frequency (MHz)	Modulation			Modulation		
			QPSK	16QAM	64QAM	QPSK	16QAM	64QAM
1.4 MHz	1RB_5	1754.3	23.07	22.25	21.34	23.8	22.8	21.8
		1732.5	23.19	22.26	21.23			
		1710.7	23.03	22.34	21.25			
	1RB_3	1754.3	23.15	22.41	21.56			
		1732.5	23.25	22.26	21.15			
		1710.7	23.16	22.36	21.37			
	1RB_0	1754.3	23.17	22.31	21.43			
		1732.5	23.16	21.91	21.29			
		1710.7	23.09	22.32	21.21			
	3RB_3	1754.3	23.27	22.52	21.02			
		1732.5	23.31	22.64	21.02			
		1710.7	23.22	22.50	20.87			
	3RB_1	1754.3	23.14	22.58	21.15			
		1732.5	23.23	22.50	21.14			
		1710.7	23.33	22.40	21.00			
	3RB_0	1754.3	23.18	22.55	21.01			
		1732.5	23.18	22.54	21.14			
		1710.7	23.15	22.43	21.07			
	6RB_0	1754.3	22.29	21.39	19.90	22.8	21.8	20.8
		1732.5	22.28	21.34	19.99			
		1710.7	22.17	21.29	19.74			



Ant.0 - Power Level A1/A2								
LTE Band 4			Actual output Power (dBm)			Tune up		
Band -width	RB No. / RB offset	Frequency (MHz)	Modulation			Modulation		
			QPSK	16QAM	64QAM	QPSK	16QAM	64QAM
3 MHz	1RB_14	1753.5	22.46	22.66	21.06	<b>23.8</b>	<b>22.8</b>	<b>21.8</b>
		1732.5	23.44	22.26	21.07			
		1711.5	23.05	22.33	20.93			
	1RB_7	1753.5	22.46	22.31	21.34			
		1732.5	23.57	22.35	21.47			
		1711.5	23.04	22.25	21.23			
	1RB_0	1753.5	22.46	22.24	21.05			
		1732.5	23.50	22.26	21.12			
		1711.5	23.20	21.99	20.89			
	8RB_7	1753.5	22.55	21.42	20.15	<b>22.8</b>	<b>21.8</b>	<b>20.8</b>
		1732.5	22.50	21.29	20.14			
		1711.5	22.20	21.37	19.96			
	8RB_4	1753.5	22.52	21.41	20.12			
		1732.5	22.52	21.26	20.14			
		1711.5	22.24	21.41	19.88			
	8RB_0	1753.5	22.55	21.46	20.14			
		1732.5	22.55	21.31	20.15			
		1711.5	22.23	21.35	19.90			
	15RB_0	1753.5	22.45	21.48	20.08			
		1732.5	22.45	21.32	20.07			
		1711.5	22.25	21.40	20.03			





Ant.0 - Power Level A1/A2								
LTE Band 4			Actual output Power (dBm)			Tune up		
Band -width	RB No. / RB offset	Frequency (MHz)	Modulation			Modulation		
			QPSK	16QAM	64QAM	QPSK	16QAM	64QAM
5 MHz	1RB_24	1752.5	23.53	22.45	21.14	<b>23.8</b>	<b>22.8</b>	<b>21.8</b>
		1732.5	23.41	22.03	20.96			
		1712.5	23.26	22.31	21.03			
	1RB_12	1752.5	23.47	22.51	21.67			
		1732.5	23.65	22.46	21.41			
		1712.5	23.44	22.10	20.91			
	1RB_0	1752.5	23.64	22.18	21.11			
		1732.5	23.37	22.48	20.95			
		1712.5	23.05	21.84	19.98			
	12RB_13	1752.5	22.58	21.62	20.39	<b>22.8</b>	<b>21.8</b>	<b>20.8</b>
		1732.5	22.47	21.53	20.12			
		1712.5	22.32	21.56	20.04			
	12RB_6	1752.5	22.64	21.60	20.38			
		1732.5	22.54	21.53	20.29			
		1712.5	22.31	21.50	20.03			
	12RB_0	1752.5	22.65	21.61	20.42			
		1732.5	22.47	21.56	20.22			
		1712.5	22.22	21.31	19.64			
	25RB_0	1752.5	22.57	21.51	20.26			
		1732.5	22.48	21.66	19.97			
		1712.5	22.30	21.23	20.04			



Ant.0 - Power Level A1/A2								
LTE Band 4			Actual output Power (dBm)			Tune up		
Band -width	RB No. / RB offset	Frequency (MHz)	Modulation			Modulation		
			QPSK	16QAM	64QAM	QPSK	16QAM	64QAM
10 MHz	1RB_49	1750.0	22.47	22.53	21.22	<b>23.8</b>	<b>22.8</b>	<b>21.8</b>
		1732.5	23.13	22.76	21.01			
		1715.0	23.25	22.30	20.96			
	1RB_24	1750.0	22.46	22.51	21.51			
		1732.5	23.55	22.40	21.27			
		1715.0	23.43	22.31	21.17			
	1RB_0	1750.0	22.45	22.64	21.24			
		1732.5	23.37	22.27	21.00			
		1715.0	23.26	22.34	20.89			
	25RB_25	1750.0	22.44	21.79	20.20	<b>22.8</b>	<b>21.8</b>	<b>20.8</b>
		1732.5	22.39	21.52	20.29			
		1715.0	22.37	21.35	20.22			
	25RB_12	1750.0	22.55	21.58	20.54			
		1732.5	22.51	21.38	20.33			
		1715.0	22.44	21.42	20.21			
	25RB_0	1750.0	22.53	21.71	20.35			
		1732.5	22.49	21.43	20.28			
		1715.0	22.27	21.26	20.10			
	50RB_0	1750.0	22.52	21.64	20.16			
		1732.5	22.49	21.37	20.09			
		1715.0	22.38	21.41	19.90			



Ant.0 - Power Level A1/A2								
LTE Band 4			Actual output Power (dBm)			Tune up		
Band -width	RB No. / RB offset	Frequency (MHz)	Modulation			Modulation		
			QPSK	16QAM	64QAM	QPSK	16QAM	64QAM
15 MHz	1RB_74	1747.5	23.51	22.51	21.16	23.8	22.8	21.8
		1732.5	23.28	22.31	21.01			
		1717.5	23.38	22.36	21.08			
	1RB_37	1747.5	23.46	22.45	21.47			
		1732.5	23.35	22.34	21.30			
		1717.5	23.18	22.26	21.29			
	1RB_0	1747.5	23.61	22.54	21.22			
		1732.5	23.24	22.21	21.08			
		1717.5	23.22	22.22	21.03			
	36RB_38	1747.5	22.53	21.52	20.08	22.8	21.8	20.8
		1732.5	22.45	21.41	20.22			
		1717.5	22.48	21.40	20.14			
	36RB_19	1747.5	22.61	21.63	20.44			
		1732.5	22.44	21.45	20.23			
		1717.5	22.34	21.45	20.00			
	36RB_0	1747.5	22.64	21.64	20.43			
		1732.5	22.41	21.33	20.16			
		1717.5	22.42	21.38	19.92			
	75RB_0	1747.5	22.61	21.60	20.14			
		1732.5	22.44	21.54	20.08			
		1717.5	22.47	21.58	20.09			



Ant.0 - Power Level A1/A2								
LTE Band 4			Actual output Power (dBm)			Tune up		
Band -width	RB No. / RB offset	Frequency (MHz)	Modulation			Modulation		
			QPSK	16QAM	64QAM	QPSK	16QAM	64QAM
20 MHz	1RB_99	1745.0	23.44	22.53	21.43	<b>23.8</b>	<b>22.8</b>	<b>21.8</b>
		1732.5	23.42	22.43	20.95			
		1720.0	23.47	22.44	20.95			
	1RB_50	1745.0	<b>23.59</b>	22.76	21.22			
		1732.5	23.52	22.58	21.13			
		1720.0	23.41	22.53	21.37			
	1RB_0	1745.0	23.47	22.53	21.30			
		1732.5	23.46	22.52	21.05			
		1720.0	23.22	22.31	20.88			
	50RB_50	1745.0	22.52	21.59	20.17	<b>22.8</b>	<b>21.8</b>	<b>20.8</b>
		1732.5	22.39	21.39	20.08			
		1720.0	22.42	21.39	20.08			
	50RB_25	1745.0	22.53	21.72	20.18			
		1732.5	22.44	21.52	20.13			
		1720.0	22.49	21.50	20.09			
	50RB_0	1745.0	<b>22.61</b>	21.50	20.30			
		1732.5	22.53	21.59	20.09			
		1720.0	22.42	21.42	20.00			
	100RB_0	1745.0	22.53	21.69	20.19			
		1732.5	22.40	21.48	20.18			
		1720.0	22.43	21.57	20.14			



Ant.0 - Power Level B1								
LTE Band 4			Actual output Power (dBm)			Tune up		
Band -width	RB No. / RB offset	Frequency (MHz)	Modulation			Modulation		
			QPSK	16QAM	64QAM	QPSK	16QAM	64QAM
1.4 MHz	1RB_5	1754.3	21.22	21.03	21.04	21.3	21.3	21.3
		1732.5	20.77	21.12	20.70			
		1710.7	20.92	20.73	20.74			
	1RB_3	1754.3	21.23	21.04	21.16			
		1732.5	21.10	20.92	21.13			
		1710.7	21.03	21.09	21.06			
	1RB_0	1754.3	21.01	20.99	21.14			
		1732.5	21.07	20.90	21.04			
		1710.7	20.90	20.66	21.07			
	3RB_3	1754.3	21.21	20.99	21.07			
		1732.5	20.76	21.28	20.71			
		1710.7	20.87	20.76	20.75			
	3RB_1	1754.3	21.21	20.99	21.16			
		1732.5	21.09	20.96	21.17			
		1710.7	20.98	21.09	21.06			
	3RB_0	1754.3	20.99	20.97	21.08			
		1732.5	21.09	20.85	21.03			
		1710.7	20.93	20.67	21.10			
	6RB_0	1754.3	21.06	21.15	20.24	21.3	21.3	20.8
		1732.5	20.94	20.95	20.04			
		1710.7	21.00	21.09	20.34			



<b>Ant.0 - Power Level B1</b>								
<b>LTE Band 4</b>			<b>Actual output Power (dBm)</b>			<b>Tune up</b>		
<b>Band -width</b>	<b>RB No. / RB offset</b>	<b>Frequency (MHz)</b>	<b>Modulation</b>			<b>Modulation</b>		
			<b>QPSK</b>	<b>16QAM</b>	<b>64QAM</b>	<b>QPSK</b>	<b>16QAM</b>	<b>64QAM</b>
<b>3 MHz</b>	<b>1RB_14</b>	1753.5	21.18	21.03	21.03	<b>21.3</b>	<b>21.3</b>	<b>21.3</b>
		1732.5	20.78	21.25	20.73			
		1711.5	20.93	20.79	20.72			
	<b>1RB_7</b>	1753.5	21.19	21.05	21.14			
		1732.5	21.13	20.91	21.16			
		1711.5	21.04	21.09	21.03			
	<b>1RB_0</b>	1753.5	20.96	20.94	21.13			
		1732.5	21.12	20.85	21.06			
		1711.5	20.91	20.66	21.08			
	<b>8RB_7</b>	1753.5	21.08	21.08	20.42	<b>21.3</b>	<b>21.3</b>	<b>20.8</b>
		1732.5	20.90	20.92	20.15			
		1711.5	20.90	21.01	20.17			
	<b>8RB_4</b>	1753.5	21.12	21.24	20.30			
		1732.5	21.00	21.18	20.14			
		1711.5	20.97	21.07	20.15			
	<b>8RB_0</b>	1753.5	21.07	21.07	20.32			
		1732.5	20.92	21.02	20.09			
		1711.5	21.04	21.14	20.05			
	<b>15RB_0</b>	1753.5	21.14	21.14	20.22			
		1732.5	20.92	20.98	20.03			
		1711.5	21.03	21.12	20.35			



Ant.0 - Power Level B1								
LTE Band 4			Actual output Power (dBm)			Tune up		
Band -width	RB No. / RB offset	Frequency (MHz)	Modulation			Modulation		
			QPSK	16QAM	64QAM	QPSK	16QAM	64QAM
5 MHz	1RB_24	1752.5	21.22	21.00	21.06	21.3	21.3	21.3
		1732.5	20.81	21.28	20.71			
		1712.5	20.92	20.76	20.78			
	1RB_12	1752.5	21.20	21.06	21.17			
		1732.5	21.10	20.93	21.10			
		1712.5	21.00	21.03	21.03			
	1RB_0	1752.5	21.00	20.98	21.10			
		1732.5	21.09	20.84	21.02			
		1712.5	20.88	20.66	21.10			
	12RB_13	1752.5	21.07	21.08	20.41	21.3	21.3	20.8
		1732.5	20.92	20.95	20.11			
		1712.5	20.87	21.01	20.16			
	12RB_6	1752.5	21.14	21.28	20.24			
		1732.5	20.98	21.18	20.18			
		1712.5	21.01	21.09	20.12			
	12RB_0	1752.5	21.08	21.03	20.32			
		1732.5	20.88	20.98	20.16			
		1712.5	20.99	21.11	20.05			
	25RB_0	1752.5	21.11	21.17	20.20			
		1732.5	20.91	20.96	20.03			
		1712.5	21.01	21.15	20.32			



Ant.0 - Power Level B1								
LTE Band 4			Actual output Power (dBm)			Tune up		
Band -width	RB No. / RB offset	Frequency (MHz)	Modulation			Modulation		
			QPSK	16QAM	64QAM	QPSK	16QAM	64QAM
10 MHz	1RB_49	1750.0	21.20	21.04	21.03	21.3	21.3	21.3
		1732.5	20.79	21.27	20.72			
		1715.0	20.86	20.77	20.76			
	1RB_24	1750.0	21.17	21.01	21.12			
		1732.5	21.10	20.93	21.17			
		1715.0	20.97	21.10	21.05			
	1RB_0	1750.0	20.99	20.94	21.07			
		1732.5	21.13	20.89	21.08			
		1715.0	20.90	20.69	21.11			
	25RB_25	1750.0	21.09	21.10	20.41	21.3	21.3	20.8
		1732.5	20.90	20.94	20.12			
		1715.0	20.89	20.96	20.13			
	25RB_12	1750.0	21.13	21.30	20.28			
		1732.5	21.03	21.17	20.18			
		1715.0	21.04	21.13	20.12			
	25RB_0	1750.0	21.09	21.07	20.38			
		1732.5	20.94	21.00	20.16			
		1715.0	20.96	21.12	20.05			
	50RB_0	1750.0	21.08	21.12	20.23			
		1732.5	20.93	21.00	20.04			
		1715.0	21.00	21.14	20.34			





Ant.0 - Power Level B1								
LTE Band 4			Actual output Power (dBm)			Tune up		
Band -width	RB No. / RB offset	Frequency (MHz)	Modulation			Modulation		
			QPSK	16QAM	64QAM	QPSK	16QAM	64QAM
15 MHz	1RB_74	1747.5	21.22	21.03	21.01	21.3	21.3	21.3
		1732.5	20.77	21.29	20.67			
		1717.5	20.87	20.71	20.74			
	1RB_37	1747.5	21.23	21.05	21.17			
		1732.5	21.13	20.90	21.15			
		1717.5	21.03	21.07	21.10			
	1RB_0	1747.5	20.98	20.92	21.12			
		1732.5	21.08	20.85	21.07			
		1717.5	20.90	20.71	21.08			
	36RB_38	1747.5	21.07	21.03	20.44	21.3	21.3	20.8
		1732.5	20.88	20.97	20.13			
		1717.5	20.88	20.98	20.15			
	36RB_19	1747.5	21.13	21.28	20.25			
		1732.5	20.97	21.21	20.18			
		1717.5	21.02	21.08	20.14			
	36RB_0	1747.5	21.12	21.08	20.33			
		1732.5	20.86	20.98	20.14			
		1717.5	21.01	21.11	20.07			
	75RB_0	1747.5	21.12	21.19	20.25			
		1732.5	20.91	21.01	19.99			
		1717.5	21.02	21.10	20.30			



Ant.0 - Power Level B1								
LTE Band 4			Actual output Power (dBm)			Tune up		
Band -width	RB No. / RB offset	Frequency (MHz)	Modulation			Modulation		
			QPSK	16QAM	64QAM	QPSK	16QAM	64QAM
20 MHz	1RB_99	1745.0	21.20	21.02	21.05	<b>21.3</b>	<b>21.3</b>	<b>21.3</b>
		1732.5	20.80	21.28	20.69			
		1720.0	20.90	20.75	20.75			
	1RB_50	1745.0	<b>21.21</b>	21.03	21.15			
		1732.5	21.10	20.93	21.13			
		1720.0	21.00	21.07	21.06			
	1RB_0	1745.0	21.00	20.96	21.11			
		1732.5	21.10	20.88	21.04			
		1720.0	20.90	20.67	21.09			
	50RB_50	1745.0	21.10	21.07	20.44	<b>21.3</b>	<b>21.3</b>	<b>20.8</b>
		1732.5	20.90	20.95	20.12			
		1720.0	20.90	20.98	20.13			
	50RB_25	1745.0	<b>21.14</b>	21.27	20.27			
		1732.5	21.00	21.17	20.16			
		1720.0	21.00	21.10	20.14			
	50RB_0	1745.0	21.10	21.04	20.35			
		1732.5	20.90	20.99	20.13			
		1720.0	21.00	21.13	20.06			
	100RB_0	1745.0	21.10	21.16	20.23			
		1732.5	20.90	20.98	20.01			
		1720.0	21.00	21.12	20.32			



<b>Ant.0 - Power Level B2</b>								
<b>LTE Band 4</b>			<b>Actual output Power (dBm)</b>			<b>Tune up</b>		
<b>Band -width</b>	<b>RB No. / RB offset</b>	<b>Frequency (MHz)</b>	<b>Modulation</b>			<b>Modulation</b>		
			<b>QPSK</b>	<b>16QAM</b>	<b>64QAM</b>	<b>QPSK</b>	<b>16QAM</b>	<b>64QAM</b>
<b>1.4 MHz</b>	<b>1RB_5</b>	1754.3	19.40	19.23	19.72	<b>19.8</b>	<b>19.8</b>	<b>19.8</b>
		1732.5	19.44	19.33	19.21			
		1710.7	19.24	19.21	19.56			
	<b>1RB_3</b>	1754.3	19.61	19.57	19.62			
		1732.5	19.35	19.46	19.63			
		1710.7	19.54	19.50	19.63			
	<b>1RB_0</b>	1754.3	19.55	19.39	19.42			
		1732.5	19.57	19.32	19.37			
		1710.7	19.39	19.15	19.50			
	<b>3RB_3</b>	1754.3	19.55	19.72	19.66			
		1732.5	19.46	19.45	19.36			
		1710.7	19.41	19.38	19.54			
	<b>3RB_1</b>	1754.3	19.58	19.49	19.64			
		1732.5	19.47	19.50	19.57			
		1710.7	19.46	19.41	19.58			
	<b>3RB_0</b>	1754.3	19.46	19.63	19.55			
		1732.5	19.53	19.63	19.53			
		1710.7	19.53	19.47	19.41			
	<b>6RB_0</b>	1754.3	19.61	19.65	19.66	<b>19.8</b>	<b>19.8</b>	<b>19.8</b>
		1732.5	19.44	19.35	19.53			
		1710.7	19.50	19.45	19.62			



Ant.0 - Power Level B2								
LTE Band 4			Actual output Power (dBm)			Tune up		
Band -width	RB No. / RB offset	Frequency (MHz)	Modulation			Modulation		
			QPSK	16QAM	64QAM	QPSK	16QAM	64QAM
3 MHz	1RB_14	1753.5	19.39	19.25	19.71	19.8	19.8	19.8
		1732.5	19.48	19.30	19.21			
		1711.5	19.27	19.21	19.52			
	1RB_7	1753.5	19.64	19.54	19.59			
		1732.5	19.40	19.44	19.63			
		1711.5	19.55	19.47	19.64			
	1RB_0	1753.5	19.62	19.37	19.49			
		1732.5	19.52	19.37	19.32			
		1711.5	19.40	19.22	19.54			
	8RB_7	1753.5	19.56	19.68	19.65	19.8	19.8	19.8
		1732.5	19.48	19.48	19.38			
		1711.5	19.45	19.37	19.55			
	8RB_4	1753.5	19.55	19.54	19.68			
		1732.5	19.50	19.50	19.57			
		1711.5	19.52	19.34	19.56			
	8RB_0	1753.5	19.43	19.62	19.55			
		1732.5	19.52	19.63	19.52			
		1711.5	19.58	19.46	19.47			
	15RB_0	1753.5	19.64	19.63	19.67			
		1732.5	19.52	19.34	19.52			
		1711.5	19.47	19.50	19.56			



Ant.0 - Power Level B2								
LTE Band 4			Actual output Power (dBm)			Tune up		
Band -width	RB No. / RB offset	Frequency (MHz)	Modulation			Modulation		
			QPSK	16QAM	64QAM	QPSK	16QAM	64QAM
5 MHz	1RB_24	1752.5	19.39	19.20	19.65	19.8	19.8	19.8
		1732.5	19.48	19.32	19.20			
		1712.5	19.30	19.24	19.49			
	1RB_12	1752.5	19.66	19.52	19.63			
		1732.5	19.36	19.39	19.65			
		1712.5	19.53	19.51	19.59			
	1RB_0	1752.5	19.56	19.35	19.49			
		1732.5	19.56	19.32	19.35			
		1712.5	19.40	19.18	19.51			
	12RB_13	1752.5	19.54	19.68	19.64	19.8	19.8	19.8
		1732.5	19.48	19.49	19.36			
		1712.5	19.42	19.30	19.60			
	12RB_6	1752.5	19.59	19.56	19.61			
		1732.5	19.45	19.54	19.51			
		1712.5	19.48	19.35	19.51			
	12RB_0	1752.5	19.44	19.65	19.57			
		1732.5	19.50	19.59	19.50			
		1712.5	19.51	19.44	19.42			
	25RB_0	1752.5	19.62	19.59	19.63			
		1732.5	19.48	19.40	19.50			
		1712.5	19.51	19.44	19.56			



<b>Ant.0 - Power Level B2</b>								
<b>LTE Band 4</b>			<b>Actual output Power (dBm)</b>			<b>Tune up</b>		
<b>Band -width</b>	<b>RB No. / RB offset</b>	<b>Frequency (MHz)</b>	<b>Modulation</b>			<b>Modulation</b>		
			<b>QPSK</b>	<b>16QAM</b>	<b>64QAM</b>	<b>QPSK</b>	<b>16QAM</b>	<b>64QAM</b>
10 MHz	1RB_49	1750.0	19.40	19.21	19.65	19.8	19.8	19.8
		1732.5	19.45	19.29	19.22			
		1715.0	19.26	19.27	19.55			
	1RB_24	1750.0	19.60	19.57	19.60			
		1732.5	19.36	19.45	19.65			
		1715.0	19.51	19.51	19.60			
	1RB_0	1750.0	19.62	19.35	19.48			
		1732.5	19.53	19.32	19.37			
		1715.0	19.42	19.15	19.54			
	25RB_25	1750.0	19.59	19.68	19.63	19.8	19.8	19.8
		1732.5	19.49	19.48	19.40			
		1715.0	19.41	19.30	19.53			
	25RB_12	1750.0	19.54	19.52	19.63			
		1732.5	19.48	19.54	19.59			
		1715.0	19.52	19.39	19.57			
	25RB_0	1750.0	19.47	19.64	19.57			
		1732.5	19.54	19.65	19.55			
		1715.0	19.50	19.42	19.44			
50RB_0	1750.0	19.61	19.63	19.62				
	1732.5	19.48	19.33	19.53				
	1715.0	19.52	19.50	19.56				



<b>Ant.0 - Power Level B2</b>								
<b>LTE Band 4</b>			<b>Actual output Power (dBm)</b>			<b>Tune up</b>		
<b>Band -width</b>	<b>RB No. / RB offset</b>	<b>Frequency (MHz)</b>	<b>Modulation</b>			<b>Modulation</b>		
			<b>QPSK</b>	<b>16QAM</b>	<b>64QAM</b>	<b>QPSK</b>	<b>16QAM</b>	<b>64QAM</b>
15 MHz	1RB_74	1747.5	19.42	19.22	19.66	<b>19.8</b>	<b>19.8</b>	<b>19.8</b>
		1732.5	19.44	19.29	19.24			
		1717.5	19.24	19.25	19.48			
	1RB_37	1747.5	19.61	19.56	19.65			
		1732.5	19.35	19.42	19.66			
		1717.5	19.52	19.47	19.63			
	1RB_0	1747.5	19.57	19.34	19.47			
		1732.5	19.58	19.34	19.38			
		1717.5	19.40	19.21	19.52			
	36RB_38	1747.5	19.53	19.67	19.61	<b>19.8</b>	<b>19.8</b>	<b>19.8</b>
		1732.5	19.45	19.51	19.40			
		1717.5	19.42	19.36	19.60			
	36RB_19	1747.5	19.58	19.54	19.67			
		1732.5	19.44	19.51	19.53			
		1717.5	19.45	19.33	19.53			
	36RB_0	1747.5	19.47	19.63	19.57			
		1732.5	19.50	19.62	19.56			
		1717.5	19.55	19.40	19.42			
	75RB_0	1747.5	19.63	19.58	19.64			
		1732.5	19.45	19.36	19.52			
		1717.5	19.51	19.48	19.61			



Ant.0 - Power Level B2								
LTE Band 4			Actual output Power (dBm)			Tune up		
Band -width	RB No. / RB offset	Frequency (MHz)	Modulation			Modulation		
			QPSK	16QAM	64QAM	QPSK	16QAM	64QAM
20 MHz	1RB_99	1745.0	19.42	19.23	19.68	<b>19.8</b>	<b>19.8</b>	<b>19.8</b>
		1732.5	19.45	19.29	19.23			
		1720.0	19.27	19.24	19.52			
	1RB_50	1745.0	<b>19.62</b>	19.56	19.62			
		1732.5	19.39	19.43	19.65			
		1720.0	19.52	19.48	19.62			
	1RB_0	1745.0	19.59	19.36	19.46			
		1732.5	19.56	19.34	19.34			
		1720.0	19.43	19.18	19.53			
	50RB_50	1745.0	19.55	19.69	19.62	<b>19.8</b>	<b>19.8</b>	<b>19.8</b>
		1732.5	19.46	19.48	19.37			
		1720.0	19.42	19.34	19.57			
	50RB_25	1745.0	<b>19.57</b>	19.53	19.65			
		1732.5	19.46	19.53	19.55			
		1720.0	19.49	19.37	19.55			
	50RB_0	1745.0	19.46	19.63	19.56			
		1732.5	19.52	19.62	19.53			
		1720.0	19.54	19.43	19.45			
	100RB_0	1745.0	19.61	19.61	19.65			
		1732.5	19.48	19.37	19.50			
		1720.0	19.48	19.47	19.58			





<b>Ant.1 - Power Level A1</b>								
<b>LTE Band 5</b>			<b>Actual output Power (dBm)</b>			<b>Tune up</b>		
<b>Band -width</b>	<b>RB No. / RB offset</b>	<b>Frequency (MHz)</b>	<b>Modulation</b>			<b>Modulation</b>		
			<b>QPSK</b>	<b>16QAM</b>	<b>64QAM</b>	<b>QPSK</b>	<b>16QAM</b>	<b>64QAM</b>
<b>1.4 MHz</b>	<b>1RB_5</b>	848.3	20.32	20.13	20.18	<b>21.3</b>	<b>21.3</b>	<b>21.3</b>
		836.5	20.32	20.11	20.18			
		824.7	20.35	20.08	20.16			
	<b>1RB_3</b>	848.3	20.36	20.11	20.16			
		836.5	20.42	20.16	20.19			
		824.7	20.37	20.14	20.15			
	<b>1RB_0</b>	848.3	20.38	20.17	20.16			
		836.5	20.16	20.22	20.19			
		824.7	20.21	20.02	20.02			
	<b>3RB_3</b>	848.3	20.26	20.02	20.05			
		836.5	20.40	20.21	20.23			
		824.7	20.34	20.15	20.17			
	<b>3RB_1</b>	848.3	20.37	20.13	20.18			
		836.5	20.39	20.23	20.22			
		824.7	20.37	20.21	20.21			
	<b>3RB_0</b>	848.3	20.38	20.14	20.22			
		836.5	20.35	20.11	20.19			
		824.7	20.38	20.16	20.14			
	<b>6RB_0</b>	848.3	20.36	20.08	20.12			
		836.5	20.30	20.08	20.11			
		824.7	20.35	20.14	20.18			



Ant.1 - Power Level A1								
LTE Band 5			Actual output Power (dBm)			Tune up		
Band -width	RB No. / RB offset	Frequency (MHz)	Modulation			Modulation		
			QPSK	16QAM	64QAM	QPSK	16QAM	64QAM
3 MHz	1RB_14	847.5	20.39	20.16	20.14	21.3	21.3	21.3
		836.5	20.32	20.15	20.16			
		825.5	20.32	20.12	20.12			
	1RB_7	847.5	20.34	20.12	20.18			
		836.5	20.38	20.13	20.20			
		825.5	20.36	20.13	20.17			
	1RB_0	847.5	20.37	20.12	20.21			
		836.5	20.14	20.25	20.17			
		825.5	20.23	20.03	20.04			
	8RB_7	847.5	20.25	20.07	20.06	21.3	21.3	21.3
		836.5	20.39	20.16	20.25			
		825.5	20.36	20.11	20.17			
	8RB_4	847.5	20.39	20.11	20.17			
		836.5	20.37	20.21	20.20			
		825.5	20.37	20.16	20.23			
	8RB_0	847.5	20.41	20.13	20.22			
		836.5	20.31	20.10	20.15			
		825.5	20.33	20.10	20.15			
	15RB_0	847.5	20.36	20.08	20.14			
		836.5	20.35	20.14	20.10			
		825.5	20.35	20.13	20.22			



<b>Ant.1 - Power Level A1</b>								
<b>LTE Band 5</b>			<b>Actual output Power (dBm)</b>			<b>Tune up</b>		
<b>Band -width</b>	<b>RB No. / RB offset</b>	<b>Frequency (MHz)</b>	<b>Modulation</b>			<b>Modulation</b>		
			<b>QPSK</b>	<b>16QAM</b>	<b>64QAM</b>	<b>QPSK</b>	<b>16QAM</b>	<b>64QAM</b>
<b>5 MHz</b>	<b>1RB_24</b>	846.5	20.36	20.11	20.12	<b>21.3</b>	<b>21.3</b>	<b>21.3</b>
		836.5	20.34	20.15	20.12			
		826.5	20.34	20.10	20.11			
	<b>1RB_12</b>	846.5	20.40	20.14	20.14			
		836.5	20.38	20.15	20.20			
		826.5	20.39	20.14	20.20			
	<b>1RB_0</b>	846.5	20.37	20.16	20.16			
		836.5	20.18	20.11	20.09			
		826.5	20.29	20.06	20.03			
	<b>12RB_13</b>	846.5	20.28	20.07	20.10	<b>21.3</b>	<b>21.3</b>	<b>21.3</b>
		836.5	20.38	20.15	20.20			
		826.5	20.36	20.10	20.13			
	<b>12RB_6</b>	846.5	20.36	20.17	20.15			
		836.5	20.40	20.19	20.20			
		826.5	20.38	20.14	20.21			
	<b>12RB_0</b>	846.5	20.39	20.14	20.24			
		836.5	20.35	20.13	20.13			
		826.5	20.31	20.16	20.17			
	<b>25RB_0</b>	846.5	20.35	20.13	20.12			
		836.5	20.32	20.08	20.16			
		826.5	20.41	20.15	20.16			



Ant.1 - Power Level A1								
LTE Band 5			Actual output Power (dBm)			Tune up		
Band -width	RB No. / RB offset	Frequency (MHz)	Modulation			Modulation		
			QPSK	16QAM	64QAM	QPSK	16QAM	64QAM
10 MHz	1RB_49	844.0	20.35	20.14	20.13	<b>21.3</b>	<b>21.3</b>	<b>21.3</b>
		836.5	20.34	20.10	20.19			
		829.0	20.33	20.11	20.11			
	1RB_24	844.0	20.37	20.13	20.16			
		836.5	<b>20.39</b>	20.21	20.19			
		829.0	20.36	20.11	20.14			
	1RB_0	844.0	20.36	20.13	20.14			
		836.5	20.15	20.23	20.09			
		829.0	20.25	20.05	20.07			
	25RB_25	844.0	20.26	20.04	20.04	<b>21.3</b>	<b>21.3</b>	<b>21.3</b>
		836.5	20.40	20.19	20.18			
		829.0	20.34	20.14	20.13			
	25RB_12	844.0	20.36	20.15	20.17			
		836.5	<b>20.41</b>	20.18	20.19			
		829.0	20.40	20.15	20.20			
	25RB_0	844.0	20.39	20.18	20.19			
		836.5	20.35	20.11	20.17			
		829.0	20.35	20.12	20.15			
	50RB_0	844.0	20.33	20.13	20.16			
		836.5	20.32	20.08	20.14			
		829.0	20.37	20.19	20.20			



Ant.1 - Power Level A2								
LTE Band 5			Actual output Power (dBm)			Tune up		
Band -width	RB No. / RB offset	Frequency (MHz)	Modulation			Modulation		
			QPSK	16QAM	64QAM	QPSK	16QAM	64QAM
1.4 MHz	1RB_5	848.3	19.40	19.35	19.46	20.3	20.3	20.3
		836.5	19.26	19.86	19.53			
		824.7	19.39	19.30	19.33			
	1RB_3	848.3	19.62	19.45	19.74			
		836.5	19.66	19.51	19.94			
		824.7	19.52	19.32	19.42			
	1RB_0	848.3	19.48	19.26	19.47			
		836.5	19.33	19.23	19.29			
		824.7	19.43	19.12	19.32			
	3RB_3	848.3	19.47	19.82	19.46			
		836.5	19.58	19.31	19.46			
		824.7	19.52	19.36	19.41			
	3RB_1	848.3	19.51	19.83	19.48			
		836.5	19.60	19.37	19.77			
		824.7	19.56	19.31	19.68			
	3RB_0	848.3	19.52	19.49	19.46			
		836.5	19.46	19.31	19.62			
		824.7	19.48	19.34	19.37			
	6RB_0	848.3	19.47	19.52	19.45	20.3	20.3	20.3
		836.5	19.45	19.54	19.46			
		824.7	19.50	19.51	19.42			



Ant.1 - Power Level A2											
LTE Band 5			Actual output Power (dBm)			Tune up					
Band -width	RB No. / RB offset	Frequency (MHz)	Modulation			Modulation					
			QPSK	16QAM	64QAM	QPSK	16QAM	64QAM			
3 MHz	1RB_14	847.5	19.36	19.32	19.42	20.3	20.3	20.3			
		836.5	19.26	19.84	19.50						
		825.5	19.35	19.36	19.36						
	1RB_7	847.5	19.61	19.40	19.68						
		836.5	19.70	19.51	19.79						
		825.5	19.49	19.30	19.37						
	1RB_0	847.5	19.49	19.31	19.47						
		836.5	19.34	19.26	19.24						
		825.5	19.45	19.14	19.35						
	8RB_7	847.5	19.45	19.82	19.40				20.3	20.3	20.3
		836.5	19.57	19.36	19.40						
		825.5	19.50	19.38	19.41						
	8RB_4	847.5	19.53	19.80	19.46						
		836.5	19.56	19.35	19.77						
		825.5	19.59	19.33	19.65						
	8RB_0	847.5	19.51	19.46	19.47						
		836.5	19.42	19.27	19.67						
		825.5	19.51	19.36	19.38						
	15RB_0	847.5	19.47	19.51	19.51						
		836.5	19.44	19.53	19.44						
		825.5	19.51	19.45	19.48						



Ant.1 - Power Level A2											
LTE Band 5			Actual output Power (dBm)			Tune up					
Band -width	RB No. / RB offset	Frequency (MHz)	Modulation			Modulation					
			QPSK	16QAM	64QAM	QPSK	16QAM	64QAM			
5 MHz	1RB_24	846.5	19.35	19.31	19.45	20.3	20.3	20.3			
		836.5	19.25	19.83	19.53						
		826.5	19.36	19.32	19.32						
	1RB_12	846.5	19.61	19.45	19.69						
		836.5	19.64	19.50	19.92						
		826.5	19.50	19.29	19.44						
	1RB_0	846.5	19.46	19.29	19.42						
		836.5	19.31	19.21	19.28						
		826.5	19.40	19.16	19.33						
	12RB_13	846.5	19.47	19.80	19.44				20.3	20.3	20.3
		836.5	19.55	19.30	19.46						
		826.5	19.50	19.38	19.42						
	12RB_6	846.5	19.53	19.83	19.42						
		836.5	19.58	19.35	19.74						
		826.5	19.56	19.33	19.68						
	12RB_0	846.5	19.50	19.49	19.49						
		836.5	19.47	19.27	19.62						
		826.5	19.49	19.35	19.41						
	25RB_0	846.5	19.54	19.51	19.51						
		836.5	19.51	19.55	19.42						
		826.5	19.52	19.47	19.50						



Ant.1 - Power Level A2								
LTE Band 5			Actual output Power (dBm)			Tune up		
Band -width	RB No. / RB offset	Frequency (MHz)	Modulation			Modulation		
			QPSK	16QAM	64QAM	QPSK	16QAM	64QAM
10 MHz	1RB_49	844.0	19.39	19.35	19.45	20.3	20.3	20.3
		836.5	19.29	19.83	19.50			
		829.0	19.37	19.33	19.34			
	1RB_24	844.0	19.64	19.42	19.72			
		836.5	<b>19.67</b>	19.49	19.89			
		829.0	19.51	19.31	19.40			
	1RB_0	844.0	19.49	19.29	19.44			
		836.5	19.35	19.23	19.26			
		829.0	19.44	19.13	19.35			
	25RB_25	844.0	19.45	19.81	19.42	20.3	20.3	20.3
		836.5	19.56	19.34	19.42			
		829.0	19.51	19.35	19.43			
	25RB_12	844.0	19.55	19.81	19.44			
		836.5	<b>19.58</b>	19.37	19.77			
		829.0	19.56	19.31	19.67			
	25RB_0	844.0	19.48	19.47	19.46			
		836.5	19.44	19.30	19.63			
		829.0	19.48	19.34	19.40			
	50RB_0	844.0	19.50	19.49	19.48			
		836.5	19.48	19.52	19.46			
		829.0	19.50	19.48	19.46			





Ant.1 - Power Level B1								
LTE Band 5			Actual output Power (dBm)			Tune up		
Band -width	RB No. / RB offset	Frequency (MHz)	Modulation			Modulation		
			QPSK	16QAM	64QAM	QPSK	16QAM	64QAM
1.4 MHz	1RB_5	848.3	22.67	22.13	21.13	23.8	23.3	22.3
		836.5	22.59	22.10	21.07			
		824.7	22.77	22.28	21.27			
	1RB_3	848.3	22.91	22.40	21.34			
		836.5	22.92	22.41	21.40			
		824.7	22.86	22.31	21.33			
	1RB_0	848.3	22.71	22.24	21.20			
		836.5	22.72	22.24	21.27			
		824.7	22.85	22.36	21.34			
	3RB_3	848.3	22.67	22.14	21.15			
		836.5	22.55	22.07	21.11			
		824.7	22.80	22.24	21.25			
	3RB_1	848.3	22.91	22.33	21.37			
		836.5	22.97	22.45	21.40			
		824.7	22.81	22.35	21.36			
	3RB_0	848.3	22.73	22.19	21.24			
		836.5	22.74	22.21	21.28			
		824.7	22.84	22.32	21.32			
	6RB_0	848.3	22.35	21.36	20.37	23.3	22.3	21.3
		836.5	22.25	21.24	20.23			
		824.7	22.29	21.26	20.23			



<b>Ant.1 - Power Level B1</b>								
<b>LTE Band 5</b>			<b>Actual output Power (dBm)</b>			<b>Tune up</b>		
<b>Band -width</b>	<b>RB No. / RB offset</b>	<b>Frequency (MHz)</b>	<b>Modulation</b>			<b>Modulation</b>		
			<b>QPSK</b>	<b>16QAM</b>	<b>64QAM</b>	<b>QPSK</b>	<b>16QAM</b>	<b>64QAM</b>
<b>3 MHz</b>	<b>1RB_14</b>	847.5	22.67	22.15	21.20	<b>23.8</b>	<b>23.3</b>	<b>22.3</b>
		836.5	22.55	22.08	21.10			
		825.5	22.74	22.28	21.26			
	<b>1RB_7</b>	847.5	22.86	22.39	21.36			
		836.5	22.95	22.41	21.42			
		825.5	22.85	22.31	21.30			
	<b>1RB_0</b>	847.5	22.73	22.17	21.20			
		836.5	22.71	22.21	21.22			
		825.5	22.86	22.34	21.36			
	<b>8RB_7</b>	847.5	22.26	21.22	20.29	<b>23.3</b>	<b>22.3</b>	<b>21.3</b>
		836.5	22.36	21.34	20.37			
		825.5	22.25	21.25	20.26			
	<b>8RB_4</b>	847.5	22.32	21.31	20.34			
		836.5	22.34	21.39	20.36			
		825.5	22.33	21.33	20.32			
	<b>8RB_0</b>	847.5	22.26	21.32	20.25			
		836.5	22.19	21.22	20.17			
		825.5	22.30	21.32	20.30			
	<b>15RB_0</b>	847.5	22.36	21.33	20.35			
		836.5	22.30	21.22	20.26			
		825.5	22.28	21.22	20.23			



Ant.1 - Power Level B1								
LTE Band 5			Actual output Power (dBm)			Tune up		
Band -width	RB No. / RB offset	Frequency (MHz)	Modulation			Modulation		
			QPSK	16QAM	64QAM	QPSK	16QAM	64QAM
5 MHz	1RB_24	846.5	22.67	22.14	21.16	23.8	23.3	22.3
		836.5	22.59	22.06	21.06			
		826.5	22.79	22.29	21.29			
	1RB_12	846.5	22.84	22.36	21.37			
		836.5	22.89	22.43	21.40			
		826.5	22.83	22.31	21.36			
	1RB_0	846.5	22.68	22.23	21.18			
		836.5	22.72	22.24	21.29			
		826.5	22.79	22.29	21.33			
	12RB_13	846.5	22.26	21.27	20.23	23.3	22.3	21.3
		836.5	22.33	21.35	20.32			
		826.5	22.28	21.25	20.27			
	12RB_6	846.5	22.32	21.34	20.34			
		836.5	22.36	21.42	20.39			
		826.5	22.35	21.35	20.34			
	12RB_0	846.5	22.29	21.30	20.29			
		836.5	22.23	21.24	20.22			
		826.5	22.27	21.30	20.29			
	25RB_0	846.5	22.31	21.31	20.33			
		836.5	22.27	21.23	20.25			
		826.5	22.28	21.26	20.28			



Ant.1 - Power Level B1								
LTE Band 5			Actual output Power (dBm)			Tune up		
Band -width	RB No. / RB offset	Frequency (MHz)	Modulation			Modulation		
			QPSK	16QAM	64QAM	QPSK	16QAM	64QAM
10 MHz	1RB_49	844.0	22.66	22.14	21.13	<b>23.8</b>	<b>23.3</b>	<b>22.3</b>
		836.5	22.57	22.09	21.10			
		829.0	22.77	22.23	21.23			
	1RB_24	844.0	22.87	22.40	21.34			
		836.5	<b>22.93</b>	22.41	21.46			
		829.0	22.83	22.34	21.33			
	1RB_0	844.0	22.71	22.19	21.20			
		836.5	22.75	22.25	21.22			
		829.0	22.82	22.36	21.31			
	25RB_25	844.0	22.25	21.28	20.27	<b>23.3</b>	<b>22.3</b>	<b>21.3</b>
		836.5	22.33	21.34	20.35			
		829.0	22.28	21.31	20.31			
	25RB_12	844.0	22.31	21.34	20.32			
		836.5	<b>22.38</b>	21.38	20.39			
		829.0	22.32	21.36	20.29			
	25RB_0	844.0	22.29	21.25	20.31			
		836.5	22.21	21.18	20.18			
		829.0	22.28	21.31	20.29			
	50RB_0	844.0	22.35	21.37	20.33			
		836.5	22.26	21.27	20.22			
		829.0	22.26	21.28	20.25			



<b>Ant.1 - Power Level B2</b>								
<b>LTE Band 5</b>			<b>Actual output Power (dBm)</b>			<b>Tune up</b>		
<b>Band -width</b>	<b>RB No. / RB offset</b>	<b>Frequency (MHz)</b>	<b>Modulation</b>			<b>Modulation</b>		
			<b>QPSK</b>	<b>16QAM</b>	<b>64QAM</b>	<b>QPSK</b>	<b>16QAM</b>	<b>64QAM</b>
<b>1.4 MHz</b>	<b>1RB_5</b>	848.3	21.98	21.88	21.64	<b>22.8</b>	<b>22.8</b>	<b>22.3</b>
		836.5	22.08	21.93	21.56			
		824.7	21.90	21.80	21.75			
	<b>1RB_3</b>	848.3	22.08	21.83	21.74			
		836.5	22.26	21.99	21.41			
		824.7	22.06	21.83	21.87			
	<b>1RB_0</b>	848.3	22.15	21.54	21.64			
		836.5	21.66	21.85	21.26			
		824.7	22.08	21.58	21.48			
	<b>3RB_3</b>	848.3	22.01	21.88	21.66			
		836.5	22.04	21.87	21.52			
		824.7	21.94	21.82	21.76			
	<b>3RB_1</b>	848.3	22.08	21.87	21.72			
		836.5	22.19	22.02	21.38			
		824.7	22.05	21.87	21.92			
	<b>3RB_0</b>	848.3	22.13	21.53	21.60			
		836.5	21.69	21.79	21.24			
		824.7	22.05	21.58	21.50			
	<b>6RB_0</b>	848.3	22.06	21.47	20.52	<b>22.8</b>	<b>22.3</b>	<b>21.3</b>
		836.5	21.89	21.50	20.56			
		824.7	22.02	21.57	20.44			



<b>Ant.1 - Power Level B2</b>								
<b>LTE Band 5</b>			<b>Actual output Power (dBm)</b>			<b>Tune up</b>		
<b>Band -width</b>	<b>RB No. / RB offset</b>	<b>Frequency (MHz)</b>	<b>Modulation</b>			<b>Modulation</b>		
			<b>QPSK</b>	<b>16QAM</b>	<b>64QAM</b>	<b>QPSK</b>	<b>16QAM</b>	<b>64QAM</b>
<b>3 MHz</b>	<b>1RB_14</b>	847.5	21.96	21.87	21.65	<b>22.8</b>	<b>22.8</b>	<b>22.3</b>
		836.5	22.08	21.95	21.54			
		825.5	21.96	21.83	21.75			
	<b>1RB_7</b>	847.5	22.13	21.86	21.75			
		836.5	22.25	21.97	21.45			
		825.5	22.02	21.83	21.89			
	<b>1RB_0</b>	847.5	22.15	21.55	21.67			
		836.5	21.66	21.81	21.21			
		825.5	22.03	21.57	21.42			
	<b>8RB_7</b>	847.5	22.00	21.54	20.78	<b>22.8</b>	<b>22.3</b>	<b>21.3</b>
		836.5	22.00	21.63	20.68			
		825.5	22.05	21.57	20.61			
	<b>8RB_4</b>	847.5	22.01	21.56	20.75			
		836.5	22.09	21.62	20.76			
		825.5	22.04	21.53	20.52			
	<b>8RB_0</b>	847.5	22.04	21.47	20.55			
		836.5	22.00	21.44	20.32			
		825.5	22.08	21.51	20.71			
	<b>15RB_0</b>	847.5	22.04	21.49	20.50			
		836.5	21.92	21.52	20.51			
		825.5	21.97	21.60	20.42			



<b>Ant.1 - Power Level B2</b>								
<b>LTE Band 5</b>			<b>Actual output Power (dBm)</b>			<b>Tune up</b>		
<b>Band -width</b>	<b>RB No. / RB offset</b>	<b>Frequency (MHz)</b>	<b>Modulation</b>			<b>Modulation</b>		
			<b>QPSK</b>	<b>16QAM</b>	<b>64QAM</b>	<b>QPSK</b>	<b>16QAM</b>	<b>64QAM</b>
<b>5 MHz</b>	<b>1RB_24</b>	846.5	22.01	21.82	21.67	<b>22.8</b>	<b>22.8</b>	<b>22.3</b>
		836.5	22.07	21.93	21.55			
		826.5	21.91	21.86	21.77			
	<b>1RB_12</b>	846.5	22.15	21.82	21.72			
		836.5	22.20	22.00	21.40			
		826.5	22.08	21.83	21.89			
	<b>1RB_0</b>	846.5	22.16	21.58	21.65			
		836.5	21.66	21.81	21.26			
		826.5	22.07	21.61	21.50			
	<b>12RB_13</b>	846.5	22.00	21.58	20.80	<b>22.8</b>	<b>22.3</b>	<b>21.3</b>
		836.5	22.02	21.60	20.66			
		826.5	22.06	21.65	20.55			
	<b>12RB_6</b>	846.5	21.97	21.61	20.76			
		836.5	22.10	21.57	20.71			
		826.5	22.01	21.60	20.58			
	<b>12RB_0</b>	846.5	22.02	21.48	20.48			
		836.5	21.95	21.44	20.32			
		826.5	22.05	21.51	20.64			
	<b>25RB_0</b>	846.5	22.03	21.48	20.53			
		836.5	21.91	21.47	20.49			
		826.5	21.98	21.55	20.45			



Ant.1 - Power Level B2								
LTE Band 5			Actual output Power (dBm)			Tune up		
Band -width	RB No. / RB offset	Frequency (MHz)	Modulation			Modulation		
			QPSK	16QAM	64QAM	QPSK	16QAM	64QAM
10 MHz	1RB_49	844.0	21.99	21.85	21.67	<b>22.8</b>	<b>22.8</b>	<b>22.3</b>
		836.5	22.07	21.91	21.53			
		829.0	21.94	21.84	21.75			
	1RB_24	844.0	22.11	21.83	21.74			
		836.5	<b>22.22</b>	21.99	21.42			
		829.0	22.05	21.86	21.89			
	1RB_0	844.0	22.13	21.55	21.64			
		836.5	21.65	21.81	21.24			
		829.0	22.06	21.58	21.46			
	25RB_25	844.0	21.99	21.57	20.76	<b>22.8</b>	<b>22.3</b>	<b>21.3</b>
		836.5	22.01	21.64	20.67			
		829.0	22.04	21.61	20.58			
	25RB_12	844.0	21.99	21.59	20.79			
		836.5	<b>22.12</b>	21.58	20.74			
		829.0	22.00	21.57	20.55			
	25RB_0	844.0	22.03	21.49	20.51			
		836.5	21.96	21.41	20.32			
		829.0	22.04	21.53	20.67			
	50RB_0	844.0	22.04	21.47	20.52			
		836.5	21.92	21.48	20.52			
		829.0	21.99	21.57	20.44			





<b>Ant.0 - Power Level A1/A2/B1</b>								
<b>LTE Band 5</b>			<b>Actual output Power (dBm)</b>			<b>Tune up</b>		
<b>Band -width</b>	<b>RB No. / RB offset</b>	<b>Frequency (MHz)</b>	<b>Modulation</b>			<b>Modulation</b>		
			<b>QPSK</b>	<b>16QAM</b>	<b>64QAM</b>	<b>QPSK</b>	<b>16QAM</b>	<b>64QAM</b>
<b>1.4 MHz</b>	<b>1RB_5</b>	848.3	23.32	22.02	21.56	<b>24.3</b>	<b>23.3</b>	<b>22.3</b>
		836.5	23.27	22.12	21.51			
		824.7	23.32	22.05	21.48			
	<b>1RB_3</b>	848.3	23.30	22.03	21.17			
		836.5	23.42	22.35	21.56			
		824.7	23.33	22.10	21.59			
	<b>1RB_0</b>	848.3	23.22	21.93	21.32			
		836.5	23.22	22.24	21.41			
		824.7	23.46	22.04	21.55			
	<b>3RB_3</b>	848.3	23.19	22.13	21.00			
		836.5	23.40	22.59	21.20			
		824.7	23.54	22.29	20.72			
	<b>3RB_1</b>	848.3	23.32	22.28	20.62			
		836.5	23.31	22.54	21.24			
		824.7	23.50	22.41	20.78			
	<b>3RB_0</b>	848.3	23.29	22.09	20.59			
		836.5	23.25	22.56	21.09			
		824.7	23.36	22.36	20.58			
	<b>6RB_0</b>	848.3	22.28	21.28	20.00	<b>23.3</b>	<b>22.3</b>	<b>21.3</b>
		836.5	22.33	21.43	19.81			
		824.7	22.32	21.42	20.16			



Ant.0 - Power Level A1/A2/B1								
LTE Band 5			Actual output Power (dBm)			Tune up		
Band -width	RB No. / RB offset	Frequency (MHz)	Modulation			Modulation		
			QPSK	16QAM	64QAM	QPSK	16QAM	64QAM
3 MHz	1RB_14	847.5	23.31	21.79	20.51	24.3	23.3	22.3
		836.5	23.07	22.55	20.76			
		825.5	23.11	22.55	21.06			
	1RB_7	847.5	23.03	22.18	20.78			
		836.5	23.56	22.24	21.03			
		825.5	23.25	22.10	21.32			
	1RB_0	847.5	22.99	21.78	20.73			
		836.5	23.30	22.13	20.70			
		825.5	23.16	22.15	21.15			
	8RB_7	847.5	22.33	21.15	20.10	23.3	22.3	21.3
		836.5	22.38	21.59	20.15			
		825.5	22.36	21.26	20.07			
	8RB_4	847.5	22.29	21.41	20.03			
		836.5	22.36	21.55	20.14			
		825.5	22.29	21.39	20.00			
	8RB_0	847.5	22.29	21.41	20.07			
		836.5	22.34	21.62	20.12			
		825.5	22.46	21.25	20.06			
	15RB_0	847.5	22.32	21.30	20.05			
		836.5	22.30	20.92	20.13			
		825.5	22.43	21.50	20.21			



Ant.0 - Power Level A1/A2/B1								
LTE Band 5			Actual output Power (dBm)			Tune up		
Band -width	RB No. / RB offset	Frequency (MHz)	Modulation			Modulation		
			QPSK	16QAM	64QAM	QPSK	16QAM	64QAM
5 MHz	1RB_24	846.5	23.25	22.14	21.07	24.3	23.3	22.3
		836.5	23.38	22.06	21.00			
		826.5	23.35	22.24	20.88			
	1RB_12	846.5	23.63	22.21	21.41			
		836.5	23.62	22.32	21.51			
		826.5	23.32	22.29	21.50			
	1RB_0	846.5	23.29	22.25	20.98			
		836.5	23.18	22.10	20.93			
		826.5	23.32	22.30	21.07			
	12RB_13	846.5	22.36	21.46	20.15	23.3	22.3	21.3
		836.5	22.42	21.49	20.05			
		826.5	22.48	21.56	20.21			
	12RB_6	846.5	22.41	21.57	20.17			
		836.5	22.51	21.49	20.13			
		826.5	22.40	21.46	20.25			
	12RB_0	846.5	22.39	21.45	19.86			
		836.5	22.45	21.53	20.11			
		826.5	22.43	21.32	20.20			
	25RB_0	846.5	22.31	21.26	20.01			
		836.5	22.40	21.29	20.17			
		826.5	22.37	21.44	20.02			



Ant.0 - Power Level A1/A2/B1								
LTE Band 5			Actual output Power (dBm)			Tune up		
Band -width	RB No. / RB offset	Frequency (MHz)	Modulation			Modulation		
			QPSK	16QAM	64QAM	QPSK	16QAM	64QAM
10 MHz	1RB_49	844.0	23.17	22.53	21.13	<b>24.3</b>	<b>23.3</b>	<b>22.3</b>
		836.5	23.27	22.20	21.09			
		829.0	23.23	22.06	21.26			
	1RB_24	844.0	23.31	21.99	21.23			
		836.5	<b>23.35</b>	22.25	21.20			
		829.0	23.25	22.10	21.67			
	1RB_0	844.0	23.24	22.13	21.08			
		836.5	23.27	21.99	20.88			
		829.0	23.15	22.18	21.48			
	25RB_25	844.0	22.14	21.50	20.11	<b>23.3</b>	<b>22.3</b>	<b>21.3</b>
		836.5	22.22	21.38	20.28			
		829.0	22.18	21.40	20.35			
	25RB_12	844.0	22.16	21.51	20.38			
		836.5	<b>22.25</b>	21.48	20.08			
		829.0	22.16	21.39	20.31			
	25RB_0	844.0	22.16	21.39	20.18			
		836.5	22.11	21.34	19.93			
		829.0	22.20	21.42	20.27			
	50RB_0	844.0	22.16	21.32	20.17			
		836.5	22.13	21.36	20.06			
		829.0	22.18	21.34	20.11			



<b>Ant.0 - Power Level B2</b>								
<b>LTE Band 5</b>			<b>Actual output Power (dBm)</b>			<b>Tune up</b>		
<b>Band -width</b>	<b>RB No. / RB offset</b>	<b>Frequency (MHz)</b>	<b>Modulation</b>			<b>Modulation</b>		
			<b>QPSK</b>	<b>16QAM</b>	<b>64QAM</b>	<b>QPSK</b>	<b>16QAM</b>	<b>64QAM</b>
<b>1.4 MHz</b>	<b>1RB_5</b>	848.3	22.56	22.15	21.29	<b>23.8</b>	<b>23.3</b>	<b>22.3</b>
		836.5	22.82	22.01	21.30			
		824.7	22.30	22.04	21.33			
	<b>1RB_3</b>	848.3	22.64	21.98	21.29			
		836.5	22.84	22.08	21.34			
		824.7	22.62	22.09	21.66			
	<b>1RB_0</b>	848.3	22.56	21.98	21.18			
		836.5	22.42	21.96	20.91			
		824.7	22.67	22.08	21.11			
	<b>3RB_3</b>	848.3	22.60	22.14	21.33			
		836.5	22.81	22.01	21.31			
		824.7	22.31	21.97	21.30			
	<b>3RB_1</b>	848.3	22.65	21.99	21.24			
		836.5	22.80	22.12	21.34			
		824.7	22.59	22.11	21.68			
	<b>3RB_0</b>	848.3	22.58	22.01	21.16			
		836.5	22.41	22.01	20.92			
		824.7	22.69	22.08	21.13			
	<b>6RB_0</b>	848.3	22.22	21.29	20.13	<b>23.3</b>	<b>22.3</b>	<b>21.3</b>
		836.5	22.10	21.14	20.13			
		824.7	22.18	21.15	20.28			



Ant.0 - Power Level B2								
LTE Band 5			Actual output Power (dBm)			Tune up		
Band -width	RB No. / RB offset	Frequency (MHz)	Modulation			Modulation		
			QPSK	16QAM	64QAM	QPSK	16QAM	64QAM
3 MHz	1RB_14	847.5	22.55	22.14	21.33	23.8	23.3	22.3
		836.5	22.85	22.00	21.28			
		825.5	22.30	21.98	21.33			
	1RB_7	847.5	22.71	21.97	21.25			
		836.5	22.84	22.07	21.37			
		825.5	22.61	22.09	21.66			
	1RB_0	847.5	22.55	22.04	21.15			
		836.5	22.40	22.01	20.91			
		825.5	22.66	22.04	21.13			
	8RB_7	847.5	22.12	21.02	20.20	23.3	22.3	21.3
		836.5	22.19	21.14	20.13			
		825.5	22.14	21.30	20.21			
	8RB_4	847.5	22.18	21.09	20.30			
		836.5	22.28	21.35	19.98			
		825.5	22.24	21.21	20.10			
	8RB_0	847.5	22.13	21.22	20.15			
		836.5	22.12	21.27	19.97			
		825.5	22.11	21.27	20.02			
	15RB_0	847.5	22.22	21.28	20.15			
		836.5	22.09	21.12	20.21			
		825.5	22.22	21.13	20.26			



<b>Ant.0 - Power Level B2</b>								
<b>LTE Band 5</b>			<b>Actual output Power (dBm)</b>			<b>Tune up</b>		
<b>Band -width</b>	<b>RB No. / RB offset</b>	<b>Frequency (MHz)</b>	<b>Modulation</b>			<b>Modulation</b>		
			<b>QPSK</b>	<b>16QAM</b>	<b>64QAM</b>	<b>QPSK</b>	<b>16QAM</b>	<b>64QAM</b>
<b>5 MHz</b>	<b>1RB_24</b>	846.5	22.58	22.16	21.34	<b>23.8</b>	<b>23.3</b>	<b>22.3</b>
		836.5	22.81	21.99	21.27			
		826.5	22.33	21.99	21.34			
	<b>1RB_12</b>	846.5	22.70	21.96	21.29			
		836.5	22.79	22.11	21.31			
		826.5	22.66	22.16	21.69			
	<b>1RB_0</b>	846.5	22.51	22.01	21.15			
		836.5	22.44	21.99	20.95			
		826.5	22.63	22.10	21.13			
	<b>12RB_13</b>	846.5	22.07	21.02	20.27	<b>23.3</b>	<b>22.3</b>	<b>21.3</b>
		836.5	22.14	21.15	20.14			
		826.5	22.16	21.23	20.20			
	<b>12RB_6</b>	846.5	22.18	21.10	20.37			
		836.5	22.23	21.32	19.97			
		826.5	22.25	21.25	20.16			
	<b>12RB_0</b>	846.5	22.16	21.23	20.16			
		836.5	22.10	21.28	19.96			
		826.5	22.16	21.26	20.00			
	<b>25RB_0</b>	846.5	22.22	21.26	20.13			
		836.5	22.13	21.14	20.13			
		826.5	22.23	21.15	20.32			



Ant.0 - Power Level B2								
LTE Band 5			Actual output Power (dBm)			Tune up		
Band -width	RB No. / RB offset	Frequency (MHz)	Modulation			Modulation		
			QPSK	16QAM	64QAM	QPSK	16QAM	64QAM
10 MHz	1RB_49	844.0	22.58	22.12	21.32	<b>23.8</b>	<b>23.3</b>	<b>22.3</b>
		836.5	22.81	22.00	21.27			
		829.0	22.36	22.00	21.34			
	1RB_24	844.0	22.68	22.00	21.26			
		836.5	<b>22.83</b>	22.10	21.34			
		829.0	22.63	22.13	21.66			
	1RB_0	844.0	22.55	22.01	21.19			
		836.5	22.41	21.98	20.91			
		829.0	22.66	22.06	21.11			
	25RB_25	844.0	22.11	21.05	20.24	<b>23.3</b>	<b>22.3</b>	<b>21.3</b>
		836.5	22.18	21.17	20.12			
		829.0	22.14	21.27	20.22			
	25RB_12	844.0	22.20	21.07	20.34			
		836.5	<b>22.25</b>	21.35	20.00			
		829.0	22.23	21.24	20.13			
	25RB_0	844.0	22.16	21.26	20.12			
		836.5	22.10	21.29	19.95			
		829.0	22.14	21.27	20.00			
	50RB_0	844.0	22.19	21.28	20.14			
		836.5	22.13	21.13	20.17			
		829.0	22.22	21.15	20.29			





Ant.1 - Power Level A1								
LTE Band 7			Actual output Power (dBm)			Tune up		
Band -width	RB No. / RB offset	Frequency (MHz)	Modulation			Modulation		
			QPSK	16QAM	64QAM	QPSK	16QAM	64QAM
5 MHz	1RB_24	2567.5	14.30	14.55	14.42	<b>15.3</b>	<b>15.3</b>	<b>15.3</b>
		2535.0	14.49	14.55	14.59			
		2502.5	14.25	14.57	14.43			
	1RB_12	2567.5	14.60	14.51	14.64			
		2535.0	14.83	14.57	15.01			
		2502.5	14.69	14.56	14.79			
	1RB_0	2567.5	14.37	14.27	13.76			
		2535.0	14.38	14.40	14.43			
		2502.5	14.35	14.01	14.44			
	12RB_13	2567.5	14.62	14.42	14.70	<b>15.3</b>	<b>15.3</b>	<b>15.3</b>
		2535.0	14.70	14.70	14.56			
		2502.5	14.54	14.36	14.58			
	12RB_6	2567.5	14.60	14.49	14.68			
		2535.0	14.77	14.67	14.60			
		2502.5	14.61	14.56	14.69			
	12RB_0	2567.5	14.57	14.51	14.64			
		2535.0	14.57	14.54	14.47			
		2502.5	14.50	14.48	14.30			
	25RB_0	2567.5	14.61	14.72	14.32			
		2535.0	14.60	14.86	14.47			
		2502.5	14.50	14.55	14.57			



Ant.1 - Power Level A1											
LTE Band 7			Actual output Power (dBm)			Tune up					
Band -width	RB No. / RB offset	Frequency (MHz)	Modulation			Modulation					
			QPSK	16QAM	64QAM	QPSK	16QAM	64QAM			
10 MHz	1RB_49	2565.0	14.65	14.49	14.64	<b>15.3</b>	<b>15.3</b>	<b>15.3</b>			
		2535.0	14.82	14.57	15.03						
		2505.0	14.61	14.40	14.38						
	1RB_24	2565.0	14.65	14.47	14.67						
		2535.0	14.75	14.50	14.73						
		2505.0	14.64	14.52	14.79						
	1RB_0	2565.0	14.60	14.29	14.61						
		2535.0	14.56	14.16	14.33						
		2505.0	14.50	14.34	14.44						
	25RB_25	2565.0	14.68	14.68	14.71				<b>15.3</b>	<b>15.3</b>	<b>15.3</b>
		2535.0	14.70	14.58	14.80						
		2505.0	14.56	14.49	14.76						
	25RB_12	2565.0	14.68	14.77	14.58						
		2535.0	14.67	14.54	14.75						
		2505.0	14.54	14.49	14.64						
	25RB_0	2565.0	14.64	14.78	14.57						
		2535.0	14.59	14.36	14.67						
		2505.0	14.51	14.65	14.56						
	50RB_0	2565.0	14.70	14.81	14.83						
		2535.0	14.59	14.53	14.53						
		2505.0	14.57	14.55	14.51						



Ant.1 - Power Level A1								
LTE Band 7			Actual output Power (dBm)			Tune up		
Band -width	RB No. / RB offset	Frequency (MHz)	Modulation			Modulation		
			QPSK	16QAM	64QAM	QPSK	16QAM	64QAM
15 MHz	1RB_74	2562.5	14.68	14.45	14.73	<b>15.3</b>	<b>15.3</b>	<b>15.3</b>
		2535.0	14.77	14.35	15.24			
		2507.5	14.63	14.77	14.69			
	1RB_37	2562.5	14.46	14.35	15.02			
		2535.0	14.54	14.49	15.09			
		2507.5	14.62	14.50	14.92			
	1RB_0	2562.5	14.58	14.11	14.65			
		2535.0	14.34	14.04	14.70			
		2507.5	14.53	14.37	14.63			
	36RB_38	2562.5	14.72	14.59	14.80	<b>15.3</b>	<b>15.3</b>	<b>15.3</b>
		2535.0	14.68	14.69	14.59			
		2507.5	14.59	14.59	14.74			
	36RB_19	2562.5	14.68	14.59	14.76			
		2535.0	14.67	14.66	14.57			
		2507.5	14.57	14.51	14.71			
	36RB_0	2562.5	14.66	14.62	14.66			
		2535.0	14.50	14.56	14.48			
		2507.5	14.58	14.56	14.61			
	75RB_0	2562.5	14.65	14.67	14.68			
		2535.0	14.59	14.57	14.55			
		2507.5	14.60	14.57	14.58			



Ant.1 - Power Level A1								
LTE Band 7			Actual output Power (dBm)			Tune up		
Band -width	RB No. / RB offset	Frequency (MHz)	Modulation			Modulation		
			QPSK	16QAM	64QAM	QPSK	16QAM	64QAM
20 MHz	1RB_99	2560.0	14.51	14.45	14.69	<b>15.3</b>	<b>15.3</b>	<b>15.3</b>
		2535.0	14.57	14.45	15.05			
		2510.0	14.74	14.34	14.86			
	1RB_50	2560.0	<b>14.85</b>	14.45	15.03			
		2535.0	14.77	14.64	15.08			
		2510.0	14.68	14.28	14.99			
	1RB_0	2560.0	14.31	14.21	14.50			
		2535.0	14.54	14.30	14.48			
		2510.0	14.47	14.23	14.48			
	50RB_50	2560.0	14.64	14.72	14.69	<b>15.3</b>	<b>15.3</b>	<b>15.3</b>
		2535.0	<b>14.67</b>	14.66	14.73			
		2510.0	14.57	14.66	14.65			
	50RB_25	2560.0	14.62	14.60	14.59			
		2535.0	14.57	14.56	14.52			
		2510.0	14.51	14.61	14.68			
	50RB_0	2560.0	14.61	14.57	14.58			
		2535.0	14.49	14.55	14.50			
		2510.0	14.55	14.62	14.60			
	100RB_0	2560.0	14.63	14.57	14.78			
		2535.0	14.59	14.48	14.70			
		2510.0	14.53	14.61	14.57			



Ant.1 - Power Level A2								
LTE Band 7			Actual output Power (dBm)			Tune up		
Band -width	RB No. / RB offset	Frequency (MHz)	Modulation			Modulation		
			QPSK	16QAM	64QAM	QPSK	16QAM	64QAM
5 MHz	1RB_24	2567.5	13.55	13.68	13.56	14.3	14.3	14.3
		2535.0	13.26	13.27	13.30			
		2502.5	13.36	13.54	13.54			
	1RB_12	2567.5	13.79	13.68	13.55			
		2535.0	13.51	13.71	13.64			
		2502.5	13.52	13.63	13.72			
	1RB_0	2567.5	13.37	13.54	13.48			
		2535.0	13.20	13.35	13.31			
		2502.5	13.58	13.62	13.66			
	12RB_13	2567.5	13.27	13.09	13.11	14.3	14.3	14.3
		2535.0	13.60	13.51	13.59			
		2502.5	13.31	13.26	13.21			
	12RB_6	2567.5	13.57	13.38	13.42			
		2535.0	13.56	13.45	13.53			
		2502.5	13.62	13.56	13.55			
	12RB_0	2567.5	13.46	13.22	13.27			
		2535.0	13.24	13.08	13.08			
		2502.5	13.42	13.30	13.37			
	25RB_0	2567.5	13.41	13.14	13.22			
		2535.0	13.42	13.30	13.32			
		2502.5	13.36	13.25	13.25			



Ant.1 - Power Level A2								
LTE Band 7			Actual output Power (dBm)			Tune up		
Band -width	RB No. / RB offset	Frequency (MHz)	Modulation			Modulation		
			QPSK	16QAM	64QAM	QPSK	16QAM	64QAM
10 MHz	1RB_49	2565.0	13.57	13.67	13.52	14.3	14.3	14.3
		2535.0	13.20	13.32	13.34			
		2505.0	13.36	13.50	13.48			
	1RB_24	2565.0	13.82	13.65	13.52			
		2535.0	13.52	13.71	13.58			
		2505.0	13.47	13.69	13.74			
	1RB_0	2565.0	13.38	13.55	13.41			
		2535.0	13.14	13.33	13.27			
		2505.0	13.60	13.70	13.64			
	25RB_25	2565.0	13.27	13.04	13.09	14.3	14.3	14.3
		2535.0	13.62	13.55	13.58			
		2505.0	13.33	13.22	13.23			
	25RB_12	2565.0	13.53	13.38	13.41			
		2535.0	13.58	13.51	13.49			
		2505.0	13.62	13.51	13.59			
	25RB_0	2565.0	13.43	13.21	13.28			
		2535.0	13.20	13.14	13.08			
		2505.0	13.43	13.32	13.39			
	50RB_0	2565.0	13.38	13.15	13.21			
		2535.0	13.38	13.28	13.27			
		2505.0	13.34	13.23	13.26			



Ant.1 - Power Level A2								
LTE Band 7			Actual output Power (dBm)			Tune up		
Band -width	RB No. / RB offset	Frequency (MHz)	Modulation			Modulation		
			QPSK	16QAM	64QAM	QPSK	16QAM	64QAM
15 MHz	1RB_74	2562.5	13.55	13.69	13.56	14.3	14.3	14.3
		2535.0	13.22	13.31	13.33			
		2507.5	13.38	13.53	13.55			
	1RB_37	2562.5	13.80	13.64	13.58			
		2535.0	13.49	13.72	13.64			
		2507.5	13.48	13.68	13.75			
	1RB_0	2562.5	13.41	13.54	13.49			
		2535.0	13.16	13.36	13.31			
		2507.5	13.54	13.65	13.71			
	36RB_38	2562.5	13.25	13.09	13.13	14.3	14.3	14.3
		2535.0	13.62	13.54	13.54			
		2507.5	13.31	13.27	13.26			
	36RB_19	2562.5	13.61	13.33	13.38			
		2535.0	13.58	13.50	13.53			
		2507.5	13.57	13.52	13.56			
	36RB_0	2562.5	13.48	13.28	13.32			
		2535.0	13.21	13.13	13.10			
		2507.5	13.40	13.35	13.35			
	75RB_0	2562.5	13.34	13.19	13.19			
		2535.0	13.39	13.23	13.25			
		2507.5	13.34	13.24	13.25			



Ant.1 - Power Level A2								
LTE Band 7			Actual output Power (dBm)			Tune up		
Band -width	RB No. / RB offset	Frequency (MHz)	Modulation			Modulation		
			QPSK	16QAM	64QAM	QPSK	16QAM	64QAM
20 MHz	1RB_99	2560.0	13.53	13.67	13.55	<b>14.3</b>	<b>14.3</b>	<b>14.3</b>
		2535.0	13.23	13.29	13.32			
		2510.0	13.39	13.51	13.52			
	1RB_50	2560.0	<b>13.78</b>	13.65	13.56			
		2535.0	13.51	13.70	13.61			
		2510.0	13.51	13.67	13.73			
	1RB_0	2560.0	13.38	13.52	13.45			
		2535.0	13.16	13.32	13.28			
		2510.0	13.57	13.66	13.67			
	50RB_50	2560.0	13.27	13.08	13.10	<b>14.3</b>	<b>14.3</b>	<b>14.3</b>
		2535.0	<b>13.64</b>	13.52	13.57			
		2510.0	13.33	13.23	13.23			
	50RB_25	2560.0	13.57	13.35	13.39			
		2535.0	13.59	13.49	13.50			
		2510.0	13.60	13.52	13.56			
	50RB_0	2560.0	13.46	13.25	13.29			
		2535.0	13.22	13.11	13.10			
		2510.0	13.44	13.33	13.37			
	100RB_0	2560.0	13.38	13.15	13.20			
		2535.0	13.38	13.27	13.29			
		2510.0	13.35	13.23	13.26			





Ant.1 - Power Level B1								
LTE Band 7			Actual output Power (dBm)			Tune up		
Band -width	RB No. / RB offset	Frequency (MHz)	Modulation			Modulation		
			QPSK	16QAM	64QAM	QPSK	16QAM	64QAM
5 MHz	1RB_24	2567.5	18.66	18.43	18.45	19.3	19.3	19.3
		2535.0	18.70	18.57	18.60			
		2502.5	18.60	18.58	18.42			
	1RB_12	2567.5	18.82	18.55	18.94			
		2535.0	18.87	18.65	19.03			
		2502.5	18.76	18.44	18.69			
	1RB_0	2567.5	18.43	18.24	18.45			
		2535.0	18.58	18.19	18.46			
		2502.5	18.53	18.18	17.67			
	12RB_13	2567.5	18.70	18.65	18.50	19.3	19.3	19.3
		2535.0	18.80	18.96	18.60			
		2502.5	18.60	18.55	18.30			
	12RB_6	2567.5	18.68	18.71	18.49			
		2535.0	18.59	18.74	18.64			
		2502.5	18.64	18.48	18.35			
	12RB_0	2567.5	18.65	18.71	18.35			
		2535.0	18.61	18.49	18.54			
		2502.5	18.64	18.58	18.34			
	25RB_0	2567.5	18.66	18.68	18.54			
		2535.0	18.64	18.71	18.43			
		2502.5	18.69	18.57	18.38			



Ant.1 - Power Level B1								
LTE Band 7			Actual output Power (dBm)			Tune up		
Band -width	RB No. / RB offset	Frequency (MHz)	Modulation			Modulation		
			QPSK	16QAM	64QAM	QPSK	16QAM	64QAM
10 MHz	1RB_49	2565.0	18.67	18.42	18.58	19.3	19.3	19.3
		2535.0	18.73	18.53	18.78			
		2505.0	18.61	18.60	18.59			
	1RB_24	2565.0	18.83	18.53	18.59			
		2535.0	18.90	18.61	18.82			
		2505.0	18.75	18.45	18.71			
	1RB_0	2565.0	18.39	18.21	18.57			
		2535.0	18.59	18.19	18.45			
		2505.0	18.56	18.21	18.54			
	25RB_25	2565.0	18.68	18.68	18.68	19.3	19.3	19.3
		2535.0	18.74	18.96	18.73			
		2505.0	18.61	18.57	18.48			
	25RB_12	2565.0	18.71	18.77	18.68			
		2535.0	18.61	18.72	18.70			
		2505.0	18.62	18.47	18.44			
	25RB_0	2565.0	18.63	18.71	18.67			
		2535.0	18.57	18.51	18.60			
		2505.0	18.60	18.56	18.59			
	50RB_0	2565.0	18.67	18.69	18.63			
		2535.0	18.64	18.65	18.58			
		2505.0	18.66	18.52	18.50			



Ant.1 - Power Level B1								
LTE Band 7			Actual output Power (dBm)			Tune up		
Band -width	RB No. / RB offset	Frequency (MHz)	Modulation			Modulation		
			QPSK	16QAM	64QAM	QPSK	16QAM	64QAM
15 MHz	1RB_74	2562.5	18.67	18.41	18.75	19.3	19.3	19.3
		2535.0	18.75	18.56	19.26			
		2507.5	18.59	18.60	18.66			
	1RB_37	2562.5	18.85	18.52	18.97			
		2535.0	18.88	18.64	19.11			
		2507.5	18.72	18.41	18.88			
	1RB_0	2562.5	18.37	18.24	18.59			
		2535.0	18.62	18.19	18.55			
		2507.5	18.56	18.17	18.41			
	36RB_38	2562.5	18.65	18.63	18.63	19.3	19.3	19.3
		2535.0	18.81	18.97	18.84			
		2507.5	18.64	18.53	18.70			
	36RB_19	2562.5	18.69	18.77	18.76			
		2535.0	18.54	18.73	18.82			
		2507.5	18.60	18.51	18.46			
	36RB_0	2562.5	18.64	18.70	18.54			
		2535.0	18.62	18.49	18.64			
		2507.5	18.59	18.56	18.51			
	75RB_0	2562.5	18.64	18.67	18.67			
		2535.0	18.68	18.64	18.62			
		2507.5	18.68	18.57	18.52			



Ant.1 - Power Level B1								
LTE Band 7			Actual output Power (dBm)			Tune up		
Band -width	RB No. / RB offset	Frequency (MHz)	Modulation			Modulation		
			QPSK	16QAM	64QAM	QPSK	16QAM	64QAM
20 MHz	1RB_99	2560.0	18.65	18.36	18.67	<b>19.3</b>	<b>19.3</b>	<b>19.3</b>
		2535.0	18.74	18.57	19.22			
		2510.0	18.61	18.57	18.72			
	1RB_50	2560.0	18.84	18.52	19.10			
		2535.0	<b>18.89</b>	18.65	19.24			
		2510.0	18.70	18.43	18.76			
	1RB_0	2560.0	18.37	18.27	18.49			
		2535.0	18.63	18.18	18.74			
		2510.0	18.60	18.20	19.01			
	50RB_50	2560.0	18.69	18.64	18.62	<b>19.3</b>	<b>19.3</b>	<b>19.3</b>
		2535.0	<b>18.78</b>	18.93	18.74			
		2510.0	18.62	18.58	18.61			
	50RB_25	2560.0	18.72	18.74	18.62			
		2535.0	18.58	18.68	18.60			
		2510.0	18.63	18.47	18.52			
	50RB_0	2560.0	18.66	18.71	18.60			
		2535.0	18.61	18.49	18.56			
		2510.0	18.64	18.53	18.57			
	100RB_0	2560.0	18.63	18.73	18.69			
		2535.0	18.64	18.72	18.57			
		2510.0	18.66	18.55	18.50			



<b>Ant.1 - Power Level B2</b>								
<b>LTE Band 7</b>			<b>Actual output Power (dBm)</b>			<b>Tune up</b>		
<b>Band -width</b>	<b>RB No. / RB offset</b>	<b>Frequency (MHz)</b>	<b>Modulation</b>			<b>Modulation</b>		
			<b>QPSK</b>	<b>16QAM</b>	<b>64QAM</b>	<b>QPSK</b>	<b>16QAM</b>	<b>64QAM</b>
<b>5 MHz</b>	<b>1RB_24</b>	2567.5	17.10	16.73	17.28	<b>17.8</b>	<b>17.8</b>	<b>17.8</b>
		2535.0	17.28	16.85	17.25			
		2502.5	16.86	17.33	17.12			
	<b>1RB_12</b>	2567.5	17.11	16.90	17.52			
		2535.0	17.24	17.19	17.70			
		2502.5	17.12	17.00	17.64			
	<b>1RB_0</b>	2567.5	17.04	16.62	17.01			
		2535.0	17.06	16.72	17.13			
		2502.5	16.65	16.41	16.96			
	<b>12RB_13</b>	2567.5	17.05	17.03	17.10	<b>17.8</b>	<b>17.8</b>	<b>17.8</b>
		2535.0	17.19	17.25	17.26			
		2502.5	17.07	17.19	17.18			
	<b>12RB_6</b>	2567.5	17.07	17.17	17.20			
		2535.0	17.12	17.09	17.10			
		2502.5	16.94	17.14	17.06			
	<b>12RB_0</b>	2567.5	16.97	17.08	17.07			
		2535.0	17.03	16.94	17.12			
		2502.5	17.08	17.08	17.05			
	<b>25RB_0</b>	2567.5	17.09	17.03	17.18			
		2535.0	17.12	17.10	17.11			
		2502.5	17.10	16.95	17.07			



Ant.1 - Power Level B2											
LTE Band 7			Actual output Power (dBm)			Tune up					
Band -width	RB No. / RB offset	Frequency (MHz)	Modulation			Modulation					
			QPSK	16QAM	64QAM	QPSK	16QAM	64QAM			
10 MHz	1RB_49	2565.0	17.17	16.72	17.28	17.8	17.8	17.8			
		2535.0	17.25	16.80	17.27						
		2505.0	16.89	17.36	17.14						
	1RB_24	2565.0	17.07	16.84	17.51						
		2535.0	17.29	17.18	17.69						
		2505.0	17.11	17.05	17.64						
	1RB_0	2565.0	17.07	16.59	16.96						
		2535.0	17.10	16.73	17.16						
		2505.0	16.67	16.45	16.98						
	25RB_25	2565.0	17.12	17.09	17.09				17.8	17.8	17.8
		2535.0	17.19	17.23	17.32						
		2505.0	17.08	17.20	17.19						
	25RB_12	2565.0	17.08	17.19	17.22						
		2535.0	17.11	17.12	17.11						
		2505.0	17.01	17.14	17.07						
	25RB_0	2565.0	16.96	17.05	17.07						
		2535.0	17.00	16.95	17.11						
		2505.0	17.03	17.08	17.03						
	50RB_0	2565.0	17.11	17.03	17.17						
		2535.0	17.12	17.08	17.08						
		2505.0	17.06	16.99	17.07						



Ant.1 - Power Level B2								
LTE Band 7			Actual output Power (dBm)			Tune up		
Band -width	RB No. / RB offset	Frequency (MHz)	Modulation			Modulation		
			QPSK	16QAM	64QAM	QPSK	16QAM	64QAM
15 MHz	1RB_74	2562.5	17.15	16.73	17.27	17.8	17.8	17.8
		2535.0	17.26	16.82	17.24			
		2507.5	16.90	17.35	17.14			
	1RB_37	2562.5	17.07	16.84	17.51			
		2535.0	17.26	17.19	17.69			
		2507.5	17.18	17.00	17.61			
	1RB_0	2562.5	17.08	16.60	17.00			
		2535.0	17.10	16.68	17.13			
		2507.5	16.68	16.45	17.02			
	36RB_38	2562.5	17.10	17.09	17.04	17.8	17.8	17.8
		2535.0	17.21	17.26	17.29			
		2507.5	17.05	17.20	17.14			
	36RB_19	2562.5	17.10	17.18	17.23			
		2535.0	17.11	17.12	17.14			
		2507.5	16.97	17.19	17.05			
	36RB_0	2562.5	17.03	17.10	17.03			
		2535.0	16.99	16.93	17.08			
		2507.5	17.06	17.02	17.08			
	75RB_0	2562.5	17.09	17.05	17.13			
		2535.0	17.05	17.10	17.06			
		2507.5	17.07	16.99	17.12			



Ant.1 - Power Level B2								
LTE Band 7			Actual output Power (dBm)			Tune up		
Band -width	RB No. / RB offset	Frequency (MHz)	Modulation			Modulation		
			QPSK	16QAM	64QAM	QPSK	16QAM	64QAM
20 MHz	1RB_99	2560.0	17.13	16.71	17.28	<b>17.8</b>	<b>17.8</b>	<b>17.8</b>
		2535.0	17.28	16.83	17.25			
		2510.0	16.89	17.37	17.12			
	1RB_50	2560.0	17.10	16.87	17.52			
		2535.0	<b>17.27</b>	17.16	17.69			
		2510.0	17.15	17.04	17.61			
	1RB_0	2560.0	17.07	16.61	16.99			
		2535.0	17.06	16.71	17.13			
		2510.0	16.68	16.43	16.99			
	50RB_50	2560.0	17.09	17.06	17.07	<b>17.8</b>	<b>17.8</b>	<b>17.8</b>
		2535.0	<b>17.22</b>	17.24	17.29			
		2510.0	17.08	17.16	17.17			
	50RB_25	2560.0	17.11	17.17	17.19			
		2535.0	17.09	17.10	17.10			
		2510.0	16.97	17.16	17.08			
	50RB_0	2560.0	17.00	17.06	17.07			
		2535.0	17.03	16.94	17.11			
		2510.0	17.04	17.05	17.05			
	100RB_0	2560.0	17.11	17.03	17.16			
		2535.0	17.09	17.07	17.09			
		2510.0	17.07	16.96	17.08			





Ant.0 - Power Level A1/A2								
LTE Band 7			Actual output Power (dBm)			Tune up		
Band -width	RB No. / RB offset	Frequency (MHz)	Modulation			Modulation		
			QPSK	16QAM	64QAM	QPSK	16QAM	64QAM
5 MHz	1RB_24	2567.5	22.18	20.95	20.37	<b>23.3</b>	<b>22.3</b>	<b>21.3</b>
		2535.0	22.21	21.47	20.43			
		2502.5	22.10	20.84	20.25			
	1RB_12	2567.5	22.12	20.95	20.46			
		2535.0	22.53	21.08	20.37			
		2502.5	22.32	20.88	20.43			
	1RB_0	2567.5	22.00	20.95	19.78			
		2535.0	22.09	20.88	20.30			
		2502.5	21.92	20.86	19.42			
	12RB_13	2567.5	21.17	20.27	19.48	<b>22.3</b>	<b>21.3</b>	<b>20.3</b>
		2535.0	21.25	20.29	19.56			
		2502.5	21.18	19.97	19.25			
	12RB_6	2567.5	21.23	20.25	19.55			
		2535.0	21.26	20.29	19.57			
		2502.5	21.18	20.11	19.26			
	12RB_0	2567.5	21.14	20.28	19.53			
		2535.0	21.07	20.11	19.46			
		2502.5	21.03	19.96	19.26			
	25RB_0	2567.5	21.16	20.14	19.56			
		2535.0	21.29	20.24	19.24			
		2502.5	21.08	20.24	19.22			



Ant.0 - Power Level A1/A2								
LTE Band 7			Actual output Power (dBm)			Tune up		
Band -width	RB No. / RB offset	Frequency (MHz)	Modulation			Modulation		
			QPSK	16QAM	64QAM	QPSK	16QAM	64QAM
10 MHz	1RB_49	2565.0	22.49	21.19	20.91	<b>23.3</b>	<b>22.3</b>	<b>21.3</b>
		2535.0	22.37	21.21	20.57			
		2505.0	22.31	21.00	20.40			
	1RB_24	2565.0	22.40	21.05	20.57			
		2535.0	22.45	21.08	20.61			
		2505.0	22.32	20.78	20.46			
	1RB_0	2565.0	22.38	21.04	20.42			
		2535.0	22.20	20.88	20.22			
		2505.0	22.15	20.94	20.36			
	25RB_25	2565.0	21.20	20.29	19.40	<b>22.3</b>	<b>21.3</b>	<b>20.3</b>
		2535.0	21.27	20.49	19.48			
		2505.0	21.15	20.33	19.55			
	25RB_12	2565.0	21.19	20.48	19.43			
		2535.0	21.27	20.20	19.44			
		2505.0	21.10	20.17	19.53			
	25RB_0	2565.0	21.23	20.43	19.37			
		2535.0	21.19	20.01	19.34			
		2505.0	21.07	20.15	19.29			
	50RB_0	2565.0	21.21	20.24	19.44			
		2535.0	21.14	20.27	19.39			
		2505.0	21.17	20.25	19.32			



Ant.0 - Power Level A1/A2								
LTE Band 7			Actual output Power (dBm)			Tune up		
Band -width	RB No. / RB offset	Frequency (MHz)	Modulation			Modulation		
			QPSK	16QAM	64QAM	QPSK	16QAM	64QAM
15 MHz	1RB_74	2562.5	22.46	21.20	20.50	<b>23.3</b>	<b>22.3</b>	<b>21.3</b>
		2535.0	22.37	21.56	20.55			
		2507.5	22.39	21.11	20.88			
	1RB_37	2562.5	22.46	20.92	20.68			
		2535.0	22.41	21.06	20.77			
		2507.5	22.22	20.99	20.66			
	1RB_0	2562.5	22.16	20.99	20.37			
		2535.0	22.14	20.93	20.45			
		2507.5	22.02	20.97	20.30			
	36RB_38	2562.5	21.24	20.32	19.32	<b>22.3</b>	<b>21.3</b>	<b>20.3</b>
		2535.0	21.31	20.34	19.42			
		2507.5	21.19	20.14	19.29			
	36RB_19	2562.5	21.20	20.29	19.47			
		2535.0	21.26	20.29	19.52			
		2507.5	21.11	20.08	19.27			
	36RB_0	2562.5	21.21	20.20	19.45			
		2535.0	21.04	20.13	19.42			
		2507.5	21.07	20.13	19.35			
	75RB_0	2562.5	21.18	20.28	19.31			
		2535.0	21.11	20.21	19.47			
		2507.5	21.18	20.23	19.25			



Ant.0 - Power Level A1/A2								
LTE Band 7			Actual output Power (dBm)			Tune up		
Band -width	RB No. / RB offset	Frequency (MHz)	Modulation			Modulation		
			QPSK	16QAM	64QAM	QPSK	16QAM	64QAM
20 MHz	1RB_99	2560.0	22.61	21.18	20.26	<b>23.3</b>	<b>22.3</b>	<b>21.3</b>
		2535.0	22.68	21.20	20.73			
		2510.0	22.60	20.67	20.64			
	1RB_50	2560.0	22.64	21.32	20.16			
		2535.0	<b>22.73</b>	21.31	20.86			
		2510.0	22.46	21.16	20.28			
	1RB_0	2560.0	22.34	21.06	20.24			
		2535.0	22.41	20.99	20.24			
		2510.0	22.25	20.86	20.19			
	50RB_50	2560.0	21.55	20.36	19.46	<b>22.3</b>	<b>21.3</b>	<b>20.3</b>
		2535.0	<b>21.63</b>	20.26	19.45			
		2510.0	21.42	20.30	19.10			
	50RB_25	2560.0	21.47	20.36	19.27			
		2535.0	21.46	20.19	19.14			
		2510.0	21.42	20.22	19.08			
	50RB_0	2560.0	21.39	20.30	19.31			
		2535.0	21.38	20.34	19.12			
		2510.0	21.36	20.17	19.05			
100RB_0	2560.0	21.48	20.37	19.18				
	2535.0	21.47	20.17	19.21				
	2510.0	20.59	20.13	19.19				



<b>Ant.0 - Power Level B1</b>								
<b>LTE Band 7</b>			<b>Actual output Power (dBm)</b>			<b>Tune up</b>		
<b>Band -width</b>	<b>RB No. / RB offset</b>	<b>Frequency (MHz)</b>	<b>Modulation</b>			<b>Modulation</b>		
			<b>QPSK</b>	<b>16QAM</b>	<b>64QAM</b>	<b>QPSK</b>	<b>16QAM</b>	<b>64QAM</b>
<b>5 MHz</b>	<b>1RB_24</b>	2567.5	21.61	21.21	20.26	<b>22.3</b>	<b>22.3</b>	<b>21.3</b>
		2535.0	21.66	21.22	20.75			
		2502.5	21.53	20.70	20.61			
	<b>1RB_12</b>	2567.5	21.68	21.29	20.18			
		2535.0	21.81	21.29	20.89			
		2502.5	21.41	21.16	20.30			
	<b>1RB_0</b>	2567.5	21.20	21.07	20.25			
		2535.0	21.47	20.98	20.22			
		2502.5	21.24	20.85	20.22			
	<b>12RB_13</b>	2567.5	21.64	20.35	19.44	<b>22.3</b>	<b>21.3</b>	<b>20.3</b>
		2535.0	21.63	20.29	19.44			
		2502.5	21.48	20.33	19.06			
	<b>12RB_6</b>	2567.5	21.57	20.34	19.27			
		2535.0	21.49	20.20	19.14			
		2502.5	21.36	20.18	19.10			
	<b>12RB_0</b>	2567.5	21.62	20.30	19.28			
		2535.0	21.49	20.38	19.12			
		2502.5	21.42	20.15	19.01			
	<b>25RB_0</b>	2567.5	21.59	20.40	19.16			
		2535.0	21.52	20.15	19.18			
		2502.5	21.58	20.14	19.18			



<b>Ant.0 - Power Level B1</b>								
<b>LTE Band 7</b>			<b>Actual output Power (dBm)</b>			<b>Tune up</b>		
<b>Band -width</b>	<b>RB No. / RB offset</b>	<b>Frequency (MHz)</b>	<b>Modulation</b>			<b>Modulation</b>		
			<b>QPSK</b>	<b>16QAM</b>	<b>64QAM</b>	<b>QPSK</b>	<b>16QAM</b>	<b>64QAM</b>
10 MHz	1RB_49	2565.0	21.55	21.18	20.23	<b>22.3</b>	<b>22.3</b>	<b>21.3</b>
		2535.0	21.67	21.24	20.77			
		2505.0	21.56	20.70	20.62			
	1RB_24	2565.0	21.70	21.29	20.16			
		2535.0	21.77	21.32	20.84			
		2505.0	21.41	21.18	20.27			
	1RB_0	2565.0	21.19	21.03	20.21			
		2535.0	21.54	21.00	20.24			
		2505.0	21.21	20.85	20.19			
	25RB_25	2565.0	21.62	20.37	19.46	<b>22.3</b>	<b>21.3</b>	<b>20.3</b>
		2535.0	21.70	20.27	19.48			
		2505.0	21.42	20.31	19.10			
	25RB_12	2565.0	21.59	20.35	19.27			
		2535.0	21.47	20.16	19.13			
		2505.0	21.36	20.22	19.05			
	25RB_0	2565.0	21.62	20.27	19.28			
		2535.0	21.50	20.32	19.14			
		2505.0	21.41	20.13	19.02			
50RB_0	2565.0	21.56	20.41	19.19				
	2535.0	21.54	20.19	19.17				
	2505.0	21.64	20.09	19.16				



Ant.0 - Power Level B1								
LTE Band 7			Actual output Power (dBm)			Tune up		
Band -width	RB No. / RB offset	Frequency (MHz)	Modulation			Modulation		
			QPSK	16QAM	64QAM	QPSK	16QAM	64QAM
15 MHz	1RB_74	2562.5	21.58	21.21	20.26	22.3	22.3	21.3
		2535.0	21.65	21.22	20.71			
		2507.5	21.53	20.66	20.63			
	1RB_37	2562.5	21.72	21.35	20.15			
		2535.0	21.77	21.34	20.88			
		2507.5	21.45	21.15	20.29			
	1RB_0	2562.5	21.20	21.03	20.22			
		2535.0	21.51	21.03	20.21			
		2507.5	21.17	20.89	20.20			
	36RB_38	2562.5	21.68	20.36	19.43	22.3	21.3	20.3
		2535.0	21.65	20.28	19.46			
		2507.5	21.47	20.33	19.13			
	36RB_19	2562.5	21.58	20.39	19.29			
		2535.0	21.43	20.16	19.13			
		2507.5	21.33	20.24	19.08			
	36RB_0	2562.5	21.59	20.27	19.33			
		2535.0	21.43	20.32	19.14			
		2507.5	21.43	20.15	19.03			
75RB_0	2562.5	21.59	20.40	19.19				
	2535.0	21.56	20.21	19.21				
	2507.5	21.42	20.16	19.22				



Ant.0 - Power Level B1								
LTE Band 7			Actual output Power (dBm)			Tune up		
Band -width	RB No. / RB offset	Frequency (MHz)	Modulation			Modulation		
			QPSK	16QAM	64QAM	QPSK	16QAM	64QAM
20 MHz	1RB_99	2560.0	21.58	21.19	20.24	22.3	22.3	21.3
		2535.0	21.67	21.18	20.71			
		2510.0	21.53	20.68	20.66			
	1RB_50	2560.0	21.71	21.30	20.19			
		2535.0	<b>21.78</b>	21.32	20.83			
		2510.0	21.45	21.15	20.27			
	1RB_0	2560.0	21.22	21.10	20.27			
		2535.0	21.50	21.01	20.22			
		2510.0	21.20	20.85	20.20			
	50RB_50	2560.0	21.64	20.36	19.43	22.3	21.3	20.3
		2535.0	<b>21.66</b>	20.22	19.45			
		2510.0	21.45	20.31	19.14			
	50RB_25	2560.0	21.56	20.38	19.26			
		2535.0	21.46	20.17	19.13			
		2510.0	21.37	20.21	19.06			
	50RB_0	2560.0	21.60	20.32	19.33			
		2535.0	21.47	20.36	19.11			
		2510.0	21.42	20.21	19.02			
100RB_0	2560.0	21.57	20.34	19.21				
	2535.0	21.56	20.16	19.24				
	2510.0	21.66	20.15	19.21				





Ant.0 - Power Level B2								
LTE Band 7			Actual output Power (dBm)			Tune up		
Band -width	RB No. / RB offset	Frequency (MHz)	Modulation			Modulation		
			QPSK	16QAM	64QAM	QPSK	16QAM	64QAM
5 MHz	1RB_24	2567.5	20.01	19.80	20.51	20.8	20.8	20.8
		2535.0	20.17	20.00	20.09			
		2502.5	20.05	19.75	20.35			
	1RB_12	2567.5	19.92	19.80	20.00			
		2535.0	20.27	20.15	20.66			
		2502.5	20.09	19.77	20.47			
	1RB_0	2567.5	19.83	19.68	19.88			
		2535.0	20.02	19.82	19.90			
		2502.5	19.91	19.60	19.97			
	12RB_13	2567.5	19.96	20.06	19.64	20.8	20.8	20.3
		2535.0	20.26	20.24	19.63			
		2502.5	19.97	20.00	19.50			
	12RB_6	2567.5	20.05	19.97	19.46			
		2535.0	20.10	20.06	19.50			
		2502.5	20.01	19.95	19.37			
	12RB_0	2567.5	20.06	19.84	19.50			
		2535.0	20.12	20.03	19.43			
		2502.5	19.95	19.93	19.36			
	25RB_0	2567.5	20.03	20.13	19.69			
		2535.0	20.08	19.93	19.58			
		2502.5	19.90	19.95	19.48			



Ant.0 - Power Level B2								
LTE Band 7			Actual output Power (dBm)			Tune up		
Band -width	RB No. / RB offset	Frequency (MHz)	Modulation			Modulation		
			QPSK	16QAM	64QAM	QPSK	16QAM	64QAM
10 MHz	1RB_49	2565.0	20.01	19.82	20.51	20.8	20.8	20.8
		2535.0	20.23	20.05	20.14			
		2505.0	20.05	19.75	20.36			
	1RB_24	2565.0	19.89	19.86	20.03			
		2535.0	20.25	20.12	20.63			
		2505.0	20.06	19.72	20.49			
	1RB_0	2565.0	19.82	19.70	19.91			
		2535.0	20.03	19.80	19.86			
		2505.0	19.94	19.56	19.93			
	25RB_25	2565.0	20.02	20.05	19.68	20.8	20.8	20.3
		2535.0	20.22	20.22	19.61			
		2505.0	19.94	19.97	19.49			
	25RB_12	2565.0	20.09	19.97	19.44			
		2535.0	20.11	20.07	19.55			
		2505.0	20.02	19.95	19.40			
	25RB_0	2565.0	20.07	19.82	19.54			
		2535.0	20.12	20.03	19.41			
		2505.0	19.98	19.92	19.35			
	50RB_0	2565.0	20.02	20.10	19.69			
		2535.0	20.11	19.88	19.58			
		2505.0	19.89	19.94	19.50			



Ant.0 - Power Level B2								
LTE Band 7			Actual output Power (dBm)			Tune up		
Band -width	RB No. / RB offset	Frequency (MHz)	Modulation			Modulation		
			QPSK	16QAM	64QAM	QPSK	16QAM	64QAM
15 MHz	1RB_74	2562.5	20.03	19.81	20.52	20.8	20.8	20.8
		2535.0	20.15	19.99	20.09			
		2507.5	20.06	19.78	20.37			
	1RB_37	2562.5	19.91	19.83	20.02			
		2535.0	20.22	20.12	20.66			
		2507.5	20.11	19.77	20.44			
	1RB_0	2562.5	19.84	19.69	19.89			
		2535.0	20.01	19.78	19.85			
		2507.5	19.88	19.56	19.94			
	36RB_38	2562.5	19.98	19.99	19.68	20.8	20.8	20.3
		2535.0	20.22	20.19	19.59			
		2507.5	19.90	20.00	19.50			
	36RB_19	2562.5	20.10	19.96	19.47			
		2535.0	20.12	20.07	19.55			
		2507.5	19.96	19.89	19.39			
	36RB_0	2562.5	20.03	19.85	19.54			
		2535.0	20.08	19.98	19.44			
		2507.5	19.95	19.91	19.38			
	75RB_0	2562.5	20.03	20.08	19.66			
		2535.0	20.12	19.93	19.56			
		2507.5	19.92	19.91	19.49			



Ant.0 - Power Level B2								
LTE Band 7			Actual output Power (dBm)			Tune up		
Band -width	RB No. / RB offset	Frequency (MHz)	Modulation			Modulation		
			QPSK	16QAM	64QAM	QPSK	16QAM	64QAM
20 MHz	1RB_99	2560.0	20.02	19.83	20.52	<b>20.8</b>	<b>20.8</b>	<b>20.8</b>
		2535.0	20.19	20.03	20.11			
		2510.0	20.08	19.75	20.34			
	1RB_50	2560.0	19.91	19.82	20.03			
		2535.0	<b>20.26</b>	20.12	20.66			
		2510.0	20.09	19.74	20.47			
	1RB_0	2560.0	19.86	19.70	19.90			
		2535.0	20.04	19.82	19.89			
		2510.0	19.92	19.59	19.93			
	50RB_50	2560.0	19.99	20.03	19.68	<b>20.8</b>	<b>20.8</b>	<b>20.3</b>
		2535.0	<b>20.25</b>	20.21	19.60			
		2510.0	19.93	20.00	19.49			
	50RB_25	2560.0	20.08	20.00	19.46			
		2535.0	20.11	20.06	19.53			
		2510.0	19.98	19.92	19.39			
	50RB_0	2560.0	20.04	19.82	19.53			
		2535.0	20.09	20.00	19.42			
		2510.0	19.97	19.93	19.39			
	100RB_0	2560.0	20.00	20.09	19.68			
		2535.0	20.08	19.91	19.55			
		2510.0	19.93	19.94	19.49			



<b>Ant.1 - Power Level A1/A2/B1/B2</b>								
<b>LTE Band 12</b>			<b>Actual output Power (dBm)</b>			<b>Tune up</b>		
<b>Band -width</b>	<b>RB No. / RB offset</b>	<b>Frequency (MHz)</b>	<b>Modulation</b>			<b>Modulation</b>		
			<b>QPSK</b>	<b>16QAM</b>	<b>64QAM</b>	<b>QPSK</b>	<b>16QAM</b>	<b>64QAM</b>
<b>1.4 MHz</b>	<b>1RB_5</b>	715.3	23.52	22.23	21.51	<b>24.3</b>	<b>23.3</b>	<b>22.3</b>
		707.5	23.60	22.53	21.62			
		699.7	23.38	22.29	21.39			
	<b>1RB_3</b>	715.3	23.50	22.57	21.59			
		707.5	23.73	22.65	21.47			
		699.7	23.43	22.52	21.48			
	<b>1RB_0</b>	715.3	23.40	22.41	21.59			
		707.5	23.63	22.58	21.44			
		699.7	23.45	22.45	21.61			
	<b>3RB_3</b>	715.3	23.47	22.39	21.54			
		707.5	23.79	22.67	21.58			
		699.7	23.50	22.46	21.53			
	<b>3RB_1</b>	715.3	23.54	22.50	21.52			
		707.5	23.68	22.74	21.61			
		699.7	23.60	22.49	21.52			
	<b>3RB_0</b>	715.3	23.48	22.35	21.56			
		707.5	23.61	22.65	21.47			
		699.7	23.40	22.46	21.46			
	<b>6RB_0</b>	715.3	22.54	21.65	20.51	<b>23.3</b>	<b>22.3</b>	<b>21.3</b>
		707.5	22.56	21.54	20.66			
		699.7	22.47	21.47	20.46			



<b>Ant.1 - Power Level A1/A2/B1/B2</b>								
<b>LTE Band 12</b>			<b>Actual output Power (dBm)</b>			<b>Tune up</b>		
<b>Band -width</b>	<b>RB No. / RB offset</b>	<b>Frequency (MHz)</b>	<b>Modulation</b>			<b>Modulation</b>		
			<b>QPSK</b>	<b>16QAM</b>	<b>64QAM</b>	<b>QPSK</b>	<b>16QAM</b>	<b>64QAM</b>
<b>3 MHz</b>	<b>1RB_14</b>	714.5	23.58	22.46	21.58	<b>24.3</b>	<b>23.3</b>	<b>22.3</b>
		707.5	23.65	22.64	21.63			
		700.5	23.40	22.89	21.68			
	<b>1RB_7</b>	714.5	23.46	22.35	21.38			
		707.5	23.80	22.33	21.41			
		700.5	23.53	22.26	21.26			
	<b>1RB_0</b>	714.5	23.29	22.35	21.17			
		707.5	23.67	22.28	21.57			
		700.5	23.48	22.37	21.45			
	<b>8RB_7</b>	714.5	22.58	21.51	20.51	<b>23.3</b>	<b>22.3</b>	<b>21.3</b>
		707.5	22.71	21.65	20.51			
		700.5	22.56	21.61	20.45			
	<b>8RB_4</b>	714.5	22.53	21.58	20.50			
		707.5	22.76	21.59	20.53			
		700.5	22.55	21.48	20.50			
	<b>8RB_0</b>	714.5	22.64	21.68	20.60			
		707.5	22.76	21.63	20.58			
		700.5	22.46	21.43	20.33			
	<b>15RB_0</b>	714.5	22.46	21.47	20.52			
		707.5	22.69	21.75	20.59			
		700.5	22.57	21.62	20.65			



<b>Ant.1 - Power Level A1/A2/B1/B2</b>								
<b>LTE Band 12</b>			<b>Actual output Power (dBm)</b>			<b>Tune up</b>		
<b>Band -width</b>	<b>RB No. / RB offset</b>	<b>Frequency (MHz)</b>	<b>Modulation</b>			<b>Modulation</b>		
			<b>QPSK</b>	<b>16QAM</b>	<b>64QAM</b>	<b>QPSK</b>	<b>16QAM</b>	<b>64QAM</b>
<b>5 MHz</b>	<b>1RB_24</b>	713.5	23.62	22.26	21.36	<b>24.3</b>	<b>23.3</b>	<b>22.3</b>
		707.5	23.53	22.33	21.63			
		701.5	23.25	22.37	21.67			
	<b>1RB_12</b>	713.5	23.63	21.99	20.91			
		707.5	23.66	22.35	21.14			
		701.5	23.41	22.35	20.97			
	<b>1RB_0</b>	713.5	23.40	21.56	21.47			
		707.5	23.43	22.30	21.54			
		701.5	23.26	22.30	21.43			
	<b>12RB_13</b>	713.5	22.65	21.45	20.64	<b>23.3</b>	<b>22.3</b>	<b>21.3</b>
		707.5	22.69	21.68	20.51			
		701.5	22.55	21.45	20.53			
	<b>12RB_6</b>	713.5	22.70	21.63	20.69			
		707.5	22.73	21.88	20.67			
		701.5	22.59	21.38	20.54			
	<b>12RB_0</b>	713.5	22.60	21.50	20.65			
		707.5	22.55	21.78	20.49			
		701.5	22.43	21.32	20.59			
	<b>25RB_0</b>	713.5	22.62	21.49	20.48			
		707.5	22.67	21.56	20.64			
		701.5	22.58	21.67	20.56			



<b>Ant.1 - Power Level A1/A2/B1/B2</b>								
<b>LTE Band 12</b>			<b>Actual output Power (dBm)</b>			<b>Tune up</b>		
<b>Band -width</b>	<b>RB No. / RB offset</b>	<b>Frequency (MHz)</b>	<b>Modulation</b>			<b>Modulation</b>		
			<b>QPSK</b>	<b>16QAM</b>	<b>64QAM</b>	<b>QPSK</b>	<b>16QAM</b>	<b>64QAM</b>
<b>10 MHz</b>	<b>1RB_49</b>	711.0	23.33	22.31	21.52	<b>24.3</b>	<b>23.3</b>	<b>22.3</b>
		707.5	23.68	22.35	21.44			
		704.0	23.81	22.51	21.69			
	<b>1RB_24</b>	711.0	23.74	22.51	21.56			
		707.5	<b>23.83</b>	22.43	21.53			
		704.0	23.75	22.35	21.46			
	<b>1RB_0</b>	711.0	23.58	22.43	21.51			
		707.5	23.54	22.33	21.23			
		704.0	23.43	22.25	21.32			
	<b>25RB_25</b>	711.0	22.60	21.77	20.84	<b>23.3</b>	<b>22.3</b>	<b>21.3</b>
		707.5	22.68	21.63	20.64			
		704.0	22.60	21.77	20.56			
	<b>25RB_12</b>	711.0	22.63	21.56	20.43			
		707.5	<b>22.73</b>	21.87	20.58			
		704.0	22.65	21.58	20.49			
	<b>25RB_0</b>	711.0	22.62	21.79	20.60			
		707.5	22.54	21.81	20.50			
		704.0	22.54	21.57	20.38			
	<b>50RB_0</b>	711.0	22.66	21.77	20.67			
		707.5	22.72	21.64	20.66			
		704.0	22.67	21.59	20.64			





Ant.0 - Power Level A1/A2/B1								
LTE Band 12			Actual output Power (dBm)			Tune up		
Band -width	RB No. / RB offset	Frequency (MHz)	Modulation			Modulation		
			QPSK	16QAM	64QAM	QPSK	16QAM	64QAM
1.4 MHz	1RB_5	715.3	23.56	22.47	21.52	24.3	23.3	22.3
		707.5	23.60	22.63	21.71			
		699.7	23.44	22.46	21.80			
	1RB_3	715.3	23.52	22.61	21.71			
		707.5	23.72	22.75	21.82			
		699.7	23.30	22.61	21.77			
	1RB_0	715.3	23.43	22.30	21.51			
		707.5	23.58	22.63	21.83			
		699.7	23.24	22.50	21.77			
	3RB_3	715.3	23.51	22.58	21.69			
		707.5	23.70	22.84	21.63			
		699.7	23.46	22.40	21.71			
	3RB_1	715.3	23.47	22.68	21.81			
		707.5	23.68	22.99	21.91			
		699.7	23.48	22.58	21.84			
	3RB_0	715.3	23.43	22.61	21.86			
		707.5	23.51	22.73	21.92			
		699.7	23.47	22.43	21.86			
	6RB_0	715.3	22.39	21.71	20.66	23.3	22.3	21.3
		707.5	22.66	21.88	20.69			
		699.7	22.44	21.64	20.78			



Ant.0 - Power Level A1/A2/B1								
LTE Band 12			Actual output Power (dBm)			Tune up		
Band -width	RB No. / RB offset	Frequency (MHz)	Modulation			Modulation		
			QPSK	16QAM	64QAM	QPSK	16QAM	64QAM
3 MHz	1RB_14	714.5	23.49	22.58	21.95	24.3	23.3	22.3
		707.5	23.70	22.67	21.65			
		700.5	23.45	22.51	21.56			
	1RB_7	714.5	23.53	22.42	21.98			
		707.5	23.81	22.32	21.72			
		700.5	23.78	22.26	21.67			
	1RB_0	714.5	23.53	22.41	21.63			
		707.5	23.60	22.26	21.52			
		700.5	23.44	22.26	21.37			
	8RB_7	714.5	22.57	21.89	20.95	23.3	22.3	21.3
		707.5	22.71	21.69	20.94			
		700.5	22.61	21.60	20.95			
	8RB_4	714.5	22.45	21.71	20.88			
		707.5	22.74	21.73	20.84			
		700.5	22.51	21.61	20.87			
	8RB_0	714.5	22.58	21.75	20.91			
		707.5	22.75	21.73	20.94			
		700.5	22.42	21.53	20.87			
	15RB_0	714.5	22.48	21.42	20.85			
		707.5	22.62	21.63	20.90			
		700.5	22.52	21.49	20.85			



Ant.0 - Power Level A1/A2/B1								
LTE Band 12			Actual output Power (dBm)			Tune up		
Band -width	RB No. / RB offset	Frequency (MHz)	Modulation			Modulation		
			QPSK	16QAM	64QAM	QPSK	16QAM	64QAM
5 MHz	1RB_24	713.5	23.45	22.44	21.78	24.3	23.3	22.3
		707.5	23.59	22.55	21.93			
		701.5	23.54	22.87	21.92			
	1RB_12	713.5	23.75	22.29	21.83			
		707.5	23.70	22.21	21.92			
		701.5	23.75	22.46	21.83			
	1RB_0	713.5	23.39	22.42	21.86			
		707.5	23.50	21.79	21.81			
		701.5	23.37	22.42	21.67			
	12RB_13	713.5	22.43	21.57	20.97	23.3	22.3	21.3
		707.5	22.66	21.56	20.94			
		701.5	22.48	21.63	20.72			
	12RB_6	713.5	22.59	21.64	20.62			
		707.5	22.75	21.60	20.50			
		701.5	22.52	21.67	20.75			
	12RB_0	713.5	22.47	21.61	20.56			
		707.5	22.56	21.41	20.90			
		701.5	22.40	21.49	20.58			
	25RB_0	713.5	22.49	21.49	20.81			
		707.5	22.61	21.85	20.97			
		701.5	22.50	21.84	20.70			



Ant.0 - Power Level A1/A2/B1								
LTE Band 12			Actual output Power (dBm)			Tune up		
Band -width	RB No. / RB offset	Frequency (MHz)	Modulation			Modulation		
			QPSK	16QAM	64QAM	QPSK	16QAM	64QAM
10 MHz	1RB_49	711.0	23.44	22.44	21.74	<b>24.3</b>	<b>23.3</b>	<b>22.3</b>
		707.5	23.53	22.52	21.90			
		704.0	23.66	22.60	21.74			
	1RB_24	711.0	23.61	22.53	21.85			
		707.5	<b>23.72</b>	22.60	21.75			
		704.0	23.73	22.51	21.70			
	1RB_0	711.0	23.41	22.55	21.94			
		707.5	23.32	22.26	21.73			
		704.0	23.12	22.28	21.75			
	25RB_25	711.0	22.54	21.86	21.24	<b>23.3</b>	<b>22.3</b>	<b>21.3</b>
		707.5	<b>22.57</b>	21.91	21.12			
		704.0	22.51	21.72	20.90			
	25RB_12	711.0	22.48	21.90	20.86			
		707.5	22.50	21.96	20.74			
		704.0	22.55	21.99	20.85			
	25RB_0	711.0	22.42	21.98	20.72			
		707.5	22.54	21.87	20.97			
		704.0	22.50	21.54	20.73			
	50RB_0	711.0	22.56	21.78	20.99			
		707.5	22.59	21.61	20.74			
		704.0	22.58	21.68	20.77			



Ant.0 - Power Level B2								
LTE Band 12			Actual output Power (dBm)			Tune up		
Band -width	RB No. / RB offset	Frequency (MHz)	Modulation			Modulation		
			QPSK	16QAM	64QAM	QPSK	16QAM	64QAM
1.4 MHz	1RB_5	715.3	21.87	21.73	21.42	22.8	22.8	22.3
		707.5	22.04	21.86	21.98			
		699.7	22.11	22.04	21.74			
	1RB_3	715.3	22.11	22.21	21.62			
		707.5	22.21	21.96	21.77			
		699.7	22.16	21.89	21.87			
	1RB_0	715.3	21.94	21.95	21.63			
		707.5	21.86	21.76	21.46			
		699.7	21.87	21.67	21.45			
	3RB_3	715.3	21.85	21.75	21.40			
		707.5	22.04	21.92	22.01			
		699.7	22.15	22.02	21.75			
	3RB_1	715.3	22.13	22.24	21.67			
		707.5	22.28	21.99	21.75			
		699.7	22.16	21.87	21.81			
	3RB_0	715.3	21.91	21.96	21.64			
		707.5	21.85	21.77	21.47			
		699.7	21.85	21.66	21.44			
	6RB_0	715.3	22.11	21.61	20.56	22.8	22.3	21.3
		707.5	22.09	21.70	20.60			
		699.7	22.08	21.72	20.68			



Ant.0 - Power Level B2								
LTE Band 12			Actual output Power (dBm)			Tune up		
Band -width	RB No. / RB offset	Frequency (MHz)	Modulation			Modulation		
			QPSK	16QAM	64QAM	QPSK	16QAM	64QAM
3 MHz	1RB_14	714.5	21.86	21.75	21.43	22.8	22.8	22.3
		707.5	22.06	21.91	22.06			
		700.5	22.13	21.99	21.73			
	1RB_7	714.5	22.14	22.19	21.63			
		707.5	22.21	22.02	21.73			
		700.5	22.13	21.83	21.87			
	1RB_0	714.5	21.89	21.93	21.59			
		707.5	21.91	21.72	21.43			
		700.5	21.81	21.66	21.41			
	8RB_7	714.5	22.12	21.58	20.78	22.8	22.3	21.3
		707.5	22.17	21.37	20.57			
		700.5	22.05	21.43	20.51			
	8RB_4	714.5	22.01	21.64	20.73			
		707.5	22.10	21.43	20.76			
		700.5	22.07	21.33	20.76			
	8RB_0	714.5	22.13	21.59	20.54			
		707.5	22.08	21.34	20.62			
		700.5	22.03	21.22	20.63			
	15RB_0	714.5	22.06	21.64	20.50			
		707.5	22.09	21.72	20.66			
		700.5	22.03	21.71	20.69			



Ant.0 - Power Level B2								
LTE Band 12			Actual output Power (dBm)			Tune up		
Band -width	RB No. / RB offset	Frequency (MHz)	Modulation			Modulation		
			QPSK	16QAM	64QAM	QPSK	16QAM	64QAM
5 MHz	1RB_24	713.5	21.85	21.77	21.42	22.8	22.8	22.3
		707.5	22.00	21.93	22.04			
		701.5	22.08	21.98	21.75			
	1RB_12	713.5	22.12	22.24	21.63			
		707.5	22.22	21.95	21.76			
		701.5	22.13	21.85	21.84			
	1RB_0	713.5	21.88	21.91	21.62			
		707.5	21.86	21.72	21.45			
		701.5	21.85	21.64	21.45			
	12RB_13	713.5	22.10	21.56	20.74	22.8	22.3	21.3
		707.5	22.14	21.37	20.62			
		701.5	22.06	21.39	20.50			
	12RB_6	713.5	22.09	21.61	20.74			
		707.5	22.16	21.46	20.78			
		701.5	22.03	21.36	20.76			
	12RB_0	713.5	22.16	21.64	20.53			
		707.5	22.07	21.38	20.61			
		701.5	21.99	21.24	20.65			
	25RB_0	713.5	22.07	21.57	20.52			
		707.5	22.10	21.72	20.59			
		701.5	22.04	21.66	20.66			



Ant.0 - Power Level B2								
LTE Band 12			Actual output Power (dBm)			Tune up		
Band -width	RB No. / RB offset	Frequency (MHz)	Modulation			Modulation		
			QPSK	16QAM	64QAM	QPSK	16QAM	64QAM
10 MHz	1RB_49	711.0	21.87	21.77	21.41	22.8	22.8	22.3
		707.5	22.03	21.89	22.02			
		704.0	22.11	22.01	21.73			
	1RB_24	711.0	22.13	22.22	21.63			
		707.5	<b>22.24</b>	21.99	21.75			
		704.0	22.14	21.85	21.84			
	1RB_0	711.0	21.91	21.95	21.62			
		707.5	21.88	21.75	21.44			
		704.0	21.85	21.68	21.41			
	25RB_25	711.0	22.13	21.59	20.74	22.8	22.3	21.3
		707.5	<b>22.17</b>	21.37	20.59			
		704.0	22.05	21.41	20.53			
	25RB_12	711.0	22.05	21.61	20.73			
		707.5	22.13	21.43	20.78			
		704.0	22.04	21.35	20.77			
	25RB_0	711.0	22.15	21.62	20.54			
		707.5	22.04	21.35	20.65			
		704.0	22.01	21.22	20.66			
	50RB_0	711.0	22.10	21.60	20.54			
		707.5	22.11	21.71	20.63			
		704.0	22.05	21.68	20.66			





Ant.1 - Power Level A1								
LTE Band 13			Actual output Power (dBm)			Tune up		
Band -width	RB No. / RB offset	Frequency (MHz)	Modulation			Modulation		
			QPSK	16QAM	64QAM	QPSK	16QAM	64QAM
5 MHz	1RB_24	784.5	23.67	22.66	21.69	24.3	23.3	22.3
		782.0	23.68	22.68	21.74			
		779.5	23.67	22.64	21.74			
	1RB_12	784.5	23.74	22.70	21.72			
		782.0	23.67	22.65	21.70			
		779.5	23.68	22.69	21.74			
	1RB_0	784.5	23.66	22.66	21.68			
		782.0	23.67	22.65	21.74			
		779.5	23.69	22.70	21.73			
	12RB_13	784.5	22.54	21.50	20.54	23.3	22.3	21.3
		782.0	22.51	21.53	20.53			
		779.5	22.53	21.47	20.51			
	12RB_6	784.5	22.55	21.47	20.52			
		782.0	22.52	21.53	20.55			
		779.5	22.51	21.46	20.52			
	12RB_0	784.5	22.55	21.46	20.53			
		782.0	22.55	21.50	20.55			
		779.5	22.54	21.49	20.54			
	25RB_0	784.5	22.53	21.52	20.51			
		782.0	22.56	21.54	20.52			
		779.5	22.52	21.52	20.55			



Ant.1 - Power Level A1								
LTE Band 13			Actual output Power (dBm)			Tune up		
Band -width	RB No. / RB offset	Frequency (MHz)	Modulation			Modulation		
			QPSK	16QAM	64QAM	QPSK	16QAM	64QAM
10 MHz	1RB_49	782.0	23.70	22.67	21.72	<b>24.3</b>	<b>23.3</b>	<b>22.3</b>
	1RB_24	782.0	<b>23.76</b>	22.70	21.77			
	1RB_0	782.0	23.57	22.55	21.56			
	25RB_25	782.0	22.51	21.45	20.52	<b>23.3</b>	<b>22.3</b>	<b>21.3</b>
	25RB_12	782.0	22.54	21.52	20.55			
	25RB_0	782.0	<b>22.60</b>	21.53	20.66			
	50RB_0	782.0	22.53	21.50	20.52			



Ant.1 - Power Level A2/B1								
LTE Band 13			Actual output Power (dBm)			Tune up		
Band -width	RB No. / RB offset	Frequency (MHz)	Modulation			Modulation		
			QPSK	16QAM	64QAM	QPSK	16QAM	64QAM
5 MHz	1RB_24	784.5	23.17	22.62	21.70	23.8	23.3	22.3
		782.0	23.16	22.69	21.72			
		779.5	23.19	22.64	21.71			
	1RB_12	784.5	23.26	22.73	21.72			
		782.0	23.13	22.65	21.69			
		779.5	23.20	22.71	21.77			
	1RB_0	784.5	23.16	22.64	21.70			
		782.0	23.18	22.62	21.71			
		779.5	23.17	22.67	21.75			
	12RB_13	784.5	22.54	21.46	20.57	23.3	22.3	21.3
		782.0	22.52	21.50	20.54			
		779.5	22.51	21.50	20.47			
	12RB_6	784.5	22.55	21.45	20.49			
		782.0	22.49	21.53	20.52			
		779.5	22.50	21.44	20.51			
	12RB_0	784.5	22.55	21.42	20.52			
		782.0	22.52	21.50	20.51			
		779.5	22.57	21.45	20.52			
	25RB_0	784.5	22.51	21.54	20.53			
		782.0	22.58	21.53	20.55			
		779.5	22.49	21.53	20.55			



<b>Ant.1 - Power Level A2/B1</b>								
<b>LTE Band 13</b>			Actual output Power (dBm)			<b>Tune up</b>		
Band -width	RB No. / RB offset	Frequency (MHz)	Modulation			Modulation		
			QPSK	16QAM	64QAM	QPSK	16QAM	64QAM
10 MHz	1RB_49	782.0	23.18	22.70	21.75	<b>23.8</b>	<b>23.3</b>	<b>22.3</b>
	1RB_24	782.0	<b>23.29</b>	22.68	21.78			
	1RB_0	782.0	23.10	22.56	21.54			
	25RB_25	782.0	22.48	21.42	20.52	<b>23.3</b>	<b>22.3</b>	<b>21.3</b>
	25RB_12	782.0	22.56	21.49	20.57			
	25RB_0	782.0	<b>22.62</b>	21.52	20.69			
	50RB_0	782.0	22.53	21.49	20.50			



Ant.1 - Power Level B2								
LTE Band 13			Actual output Power (dBm)			Tune up		
Band -width	RB No. / RB offset	Frequency (MHz)	Modulation			Modulation		
			QPSK	16QAM	64QAM	QPSK	16QAM	64QAM
5 MHz	1RB_24	784.5	21.23	21.34	21.48	22.3	22.3	22.3
		782.0	21.66	21.37	21.68			
		779.5	21.51	21.39	21.52			
	1RB_12	784.5	21.15	21.33	21.55			
		782.0	21.60	21.41	21.71			
		779.5	21.49	21.36	21.53			
	1RB_0	784.5	21.22	21.37	21.53			
		782.0	21.60	21.40	21.68			
		779.5	21.52	21.39	21.52			
	12RB_13	784.5	21.53	21.56	20.59	22.3	22.3	21.3
		782.0	21.57	21.48	20.69			
		779.5	21.55	21.51	20.40			
	12RB_6	784.5	21.50	21.55	20.62			
		782.0	21.60	21.45	20.73			
		779.5	21.61	21.48	20.47			
	12RB_0	784.5	21.45	21.53	20.62			
		782.0	21.60	21.49	20.67			
		779.5	21.61	21.50	20.44			
	25RB_0	784.5	21.53	21.52	20.56			
		782.0	21.61	21.45	20.71			
		779.5	21.59	21.56	20.48			



Ant.1 - Power Level B2								
LTE Band 13			Actual output Power (dBm)			Tune up		
Band -width	RB No. / RB offset	Frequency (MHz)	Modulation			Modulation		
			QPSK	16QAM	64QAM	QPSK	16QAM	64QAM
10 MHz	1RB_49	782.0	21.19	21.34	21.51	<b>22.3</b>	<b>22.3</b>	<b>22.3</b>
	1RB_24	782.0	<b>21.64</b>	21.38	21.68			
	1RB_0	782.0	21.51	21.37	21.54			
	25RB_25	782.0	21.49	21.55	20.60	<b>22.3</b>	<b>22.3</b>	<b>21.3</b>
	25RB_12	782.0	21.58	21.46	20.71			
	25RB_0	782.0	<b>21.58</b>	21.52	20.44			
	50RB_0	782.0	21.54	21.61	20.47			



Ant.0 - Power Level A1/A2/B1/B2								
LTE Band 13			Actual output Power (dBm)			Tune up		
Band -width	RB No. / RB offset	Frequency (MHz)	Modulation			Modulation		
			QPSK	16QAM	64QAM	QPSK	16QAM	64QAM
5 MHz	1RB_24	784.5	23.52	22.36	21.37	<b>24.3</b>	<b>23.3</b>	<b>22.3</b>
		782.0	23.54	22.43	21.41			
		779.5	23.76	22.46	21.93			
	1RB_12	784.5	23.95	22.05	21.87			
		782.0	23.88	22.36	21.92			
		779.5	23.85	22.52	21.97			
	1RB_0	784.5	23.63	22.38	21.45			
		782.0	23.55	22.47	21.45			
		779.5	23.31	22.54	21.49			
	12RB_13	784.5	22.59	21.72	20.63	<b>23.3</b>	<b>22.3</b>	<b>21.3</b>
		782.0	22.55	21.58	20.63			
		779.5	22.63	21.66	20.66			
	12RB_6	784.5	22.57	21.63	20.67			
		782.0	22.56	21.65	20.70			
		779.5	22.67	21.70	20.53			
	12RB_0	784.5	22.56	21.57	20.62			
		782.0	22.54	21.56	20.66			
		779.5	22.58	21.69	20.52			
	25RB_0	784.5	22.60	21.80	20.68			
		782.0	22.61	21.72	20.32			
		779.5	22.66	21.79	20.71			



<b>Ant.0 - Power Level A1/A2/B1/B2</b>								
<b>LTE Band 13</b>			Actual output Power (dBm)			<b>Tune up</b>		
Band -width	RB No. / RB offset	Frequency (MHz)	Modulation			Modulation		
			QPSK	16QAM	64QAM	QPSK	16QAM	64QAM
10 MHz	1RB_49	782.0	23.58	22.33	21.47	<b>24.3</b>	<b>23.3</b>	<b>22.3</b>
	1RB_24	782.0	<b>23.61</b>	22.34	21.60			
	1RB_0	782.0	23.27	22.50	21.49			
	25RB_25	782.0	22.37	21.79	20.74	<b>23.3</b>	<b>22.3</b>	<b>21.3</b>
	25RB_12	782.0	<b>22.46</b>	21.62	20.68			
	25RB_0	782.0	22.24	21.72	20.34			
	50RB_0	782.0	22.58	21.71	20.50			





Ant.1 - Power Level A1											
LTE Band 26			Actual output Power (dBm)			Tune up					
Band -width	RB No. / RB offset	Frequency (MHz)	Modulation			Modulation					
			QPSK	16QAM	64QAM	QPSK	16QAM	64QAM			
1.4 MHz	1RB_5	848.3	20.36	20.20	20.21	21.3	21.3	21.3			
		831.5	20.34	20.15	20.19						
		814.7	20.40	20.22	20.25						
	1RB_3	848.3	20.34	20.09	20.12						
		831.5	20.31	20.12	20.20						
		814.7	20.30	20.08	20.16						
	1RB_0	848.3	20.41	20.22	20.19						
		831.5	20.40	20.23	20.21						
		814.7	20.51	20.29	20.31						
	3RB_3	848.3	20.44	20.15	20.23						
		831.5	20.42	20.21	20.23						
		814.7	20.44	20.28	20.32						
	3RB_1	848.3	20.46	20.25	20.31						
		831.5	20.43	20.21	20.29						
		814.7	20.48	20.28	20.29						
	3RB_0	848.3	20.44	20.21	20.19						
		831.5	20.42	20.21	20.21						
		814.7	20.46	20.20	20.22						
	6RB_0	848.3	20.40	20.18	20.16				21.3	21.3	21.3
		831.5	20.37	20.16	20.15						
		814.7	20.55	20.30	20.29						



Ant.1 - Power Level A1								
LTE Band 26			Actual output Power (dBm)			Tune up		
Band -width	RB No. / RB offset	Frequency (MHz)	Modulation			Modulation		
			QPSK	16QAM	64QAM	QPSK	16QAM	64QAM
3 MHz	1RB_14	847.5	20.40	20.16	20.23	21.3	21.3	21.3
		831.5	20.33	20.13	20.14			
		815.5	20.46	20.19	20.19			
	1RB_7	847.5	20.38	20.14	20.14			
		831.5	20.39	20.16	20.18			
		815.5	20.31	20.15	20.13			
	1RB_0	847.5	20.42	20.15	20.19			
		831.5	20.43	20.18	20.20			
		815.5	20.51	20.32	20.36			
	8RB_7	847.5	20.36	20.16	20.17	21.3	21.3	21.3
		831.5	20.40	20.19	20.23			
		815.5	20.50	20.25	20.25			
	8RB_4	847.5	20.47	20.26	20.30			
		831.5	20.43	20.23	20.26			
		815.5	20.52	20.26	20.30			
	8RB_0	847.5	20.43	20.22	20.22			
		831.5	20.43	20.23	20.24			
		815.5	20.40	20.18	20.24			
	15RB_0	847.5	20.40	20.19	20.20			
		831.5	20.34	20.14	20.19			
		815.5	20.51	20.30	20.32			



Ant.1 - Power Level A1								
LTE Band 26			Actual output Power (dBm)			Tune up		
Band -width	RB No. / RB offset	Frequency (MHz)	Modulation			Modulation		
			QPSK	16QAM	64QAM	QPSK	16QAM	64QAM
5 MHz	1RB_24	846.5	20.43	20.17	20.17	21.3	21.3	21.3
		831.5	20.32	20.10	20.16			
		816.5	20.40	20.16	20.23			
	1RB_12	846.5	20.33	20.14	20.14			
		831.5	20.37	20.13	20.20			
		816.5	20.30	20.10	20.14			
	1RB_0	846.5	20.43	20.23	20.20			
		831.5	20.41	20.19	20.19			
		816.5	20.55	20.32	20.33			
	12RB_13	846.5	20.42	20.21	20.24	21.3	21.3	21.3
		831.5	20.46	20.19	20.21			
		816.5	20.47	20.27	20.31			
	12RB_6	846.5	20.51	20.24	20.30			
		831.5	20.45	20.23	20.23			
		816.5	20.52	20.26	20.31			
	12RB_0	846.5	20.37	20.20	20.17			
		831.5	20.42	20.25	20.24			
		816.5	20.41	20.21	20.20			
	25RB_0	846.5	20.40	20.16	20.20			
		831.5	20.39	20.12	20.17			
		816.5	20.54	20.25	20.34			



Ant.1 - Power Level A1								
LTE Band 26			Actual output Power (dBm)			Tune up		
Band -width	RB No. / RB offset	Frequency (MHz)	Modulation			Modulation		
			QPSK	16QAM	64QAM	QPSK	16QAM	64QAM
10 MHz	1RB_49	844.0	20.37	20.18	20.17	21.3	21.3	21.3
		831.5	20.39	20.15	20.17			
		819.0	20.44	20.21	20.27			
	1RB_24	844.0	20.38	20.14	20.13			
		831.5	20.35	20.11	20.17			
		819.0	20.36	20.12	20.16			
	1RB_0	844.0	20.39	20.16	20.26			
		831.5	20.40	20.22	20.19			
		819.0	20.49	20.32	20.36			
	25RB_25	844.0	20.40	20.21	20.18	21.3	21.3	21.3
		831.5	20.42	20.23	20.22			
		819.0	20.45	20.22	20.32			
	25RB_12	844.0	20.49	20.24	20.26			
		831.5	20.49	20.19	20.28			
		819.0	20.53	20.29	20.30			
	25RB_0	844.0	20.41	20.19	20.21			
		831.5	20.40	20.22	20.26			
		819.0	20.43	20.20	20.22			
	50RB_0	844.0	20.39	20.15	20.18			
		831.5	20.40	20.15	20.21			
		819.0	20.53	20.31	20.31			



Ant.1 - Power Level A1								
LTE Band 26			Actual output Power (dBm)			Tune up		
Band -width	RB No. / RB offset	Frequency (MHz)	Modulation			Modulation		
			QPSK	16QAM	64QAM	QPSK	16QAM	64QAM
15 MHz	1RB_74	841.5	20.39	20.18	20.20	<b>21.3</b>	<b>21.3</b>	<b>21.3</b>
		831.5	20.36	20.14	20.17			
		821.5	20.42	20.22	20.21			
	1RB_37	841.5	20.35	20.16	20.14			
		831.5	20.35	20.11	20.17			
		821.5	20.33	20.08	20.18			
	1RB_0	841.5	20.41	20.19	20.24			
		831.5	20.42	20.16	20.26			
		821.5	<b>20.52</b>	20.26	20.33			
	36RB_38	841.5	20.40	20.17	20.18	<b>21.3</b>	<b>21.3</b>	<b>21.3</b>
		831.5	20.44	20.22	20.22			
		821.5	20.48	20.29	20.26			
	36RB_19	841.5	20.47	20.25	20.28			
		831.5	20.45	20.26	20.24			
		821.5	<b>20.49</b>	20.30	20.26			
	36RB_0	841.5	20.40	20.21	20.20			
		831.5	20.44	20.20	20.27			
		821.5	20.42	20.20	20.26			
	75RB_0	841.5	20.37	20.18	20.16			
		831.5	20.37	20.16	20.20			
		821.5	20.51	20.29	20.35			



Ant.1 - Power Level A2								
LTE Band 26			Actual output Power (dBm)			Tune up		
Band -width	RB No. / RB offset	Frequency (MHz)	Modulation			Modulation		
			QPSK	16QAM	64QAM	QPSK	16QAM	64QAM
1.4 MHz	1RB_5	848.3	19.47	19.06	19.47	20.3	20.3	20.3
		831.5	19.50	19.55	19.86			
		814.7	19.10	19.17	19.38			
	1RB_3	848.3	19.40	19.14	19.66			
		831.5	19.33	19.50	19.66			
		814.7	19.29	19.06	19.66			
	1RB_0	848.3	19.31	19.02	19.26			
		831.5	19.43	19.44	19.57			
		814.7	19.52	19.16	19.27			
	3RB_3	848.3	19.33	19.32	19.40			
		831.5	19.40	19.39	19.28			
		814.7	19.36	19.31	19.47			
	3RB_1	848.3	19.34	19.28	19.44			
		831.5	19.29	19.28	19.24			
		814.7	19.46	19.30	19.34			
	3RB_0	848.3	19.42	19.27	19.47			
		831.5	19.24	19.20	19.26			
		814.7	19.44	19.37	19.37			
	6RB_0	848.3	19.40	19.29	19.30	20.3	20.3	20.3
		831.5	19.36	19.21	19.22			
		814.7	19.40	19.41	19.24			



Ant.1 - Power Level A2								
LTE Band 26			Actual output Power (dBm)			Tune up		
Band -width	RB No. / RB offset	Frequency (MHz)	Modulation			Modulation		
			QPSK	16QAM	64QAM	QPSK	16QAM	64QAM
3 MHz	1RB_14	847.5	19.42	19.04	19.50	20.3	20.3	20.3
		831.5	19.45	19.54	19.87			
		815.5	19.10	19.17	19.41			
	1RB_7	847.5	19.38	19.12	19.73			
		831.5	19.37	19.46	19.67			
		815.5	19.28	19.09	19.60			
	1RB_0	847.5	19.30	18.96	19.26			
		831.5	19.36	19.40	19.59			
		815.5	19.53	19.17	19.24			
	8RB_7	847.5	19.32	19.31	19.41	20.3	20.3	20.3
		831.5	19.38	19.40	19.27			
		815.5	19.35	19.31	19.47			
	8RB_4	847.5	19.41	19.31	19.42			
		831.5	19.31	19.24	19.21			
		815.5	19.46	19.30	19.40			
	8RB_0	847.5	19.43	19.31	19.40			
		831.5	19.22	19.26	19.26			
		815.5	19.46	19.40	19.41			
	15RB_0	847.5	19.44	19.28	19.30			
		831.5	19.32	19.24	19.19			
		815.5	19.40	19.44	19.24			



Ant.1 - Power Level A2								
LTE Band 26			Actual output Power (dBm)			Tune up		
Band -width	RB No. / RB offset	Frequency (MHz)	Modulation			Modulation		
			QPSK	16QAM	64QAM	QPSK	16QAM	64QAM
5 MHz	1RB_24	846.5	19.48	19.04	19.44	20.3	20.3	20.3
		831.5	19.48	19.55	19.87			
		816.5	19.14	19.16	19.41			
	1RB_12	846.5	19.37	19.13	19.72			
		831.5	19.37	19.45	19.66			
		816.5	19.32	19.09	19.61			
	1RB_0	846.5	19.31	19.01	19.28			
		831.5	19.41	19.38	19.60			
		816.5	19.49	19.14	19.26			
	12RB_13	846.5	19.34	19.35	19.39	20.3	20.3	20.3
		831.5	19.36	19.39	19.30			
		816.5	19.36	19.26	19.43			
	12RB_6	846.5	19.34	19.31	19.40			
		831.5	19.28	19.26	19.28			
		816.5	19.47	19.34	19.36			
	12RB_0	846.5	19.43	19.32	19.45			
		831.5	19.25	19.21	19.24			
		816.5	19.43	19.36	19.42			
	25RB_0	846.5	19.38	19.27	19.29			
		831.5	19.32	19.24	19.18			
		816.5	19.41	19.39	19.24			





Ant.1 - Power Level A2											
LTE Band 26			Actual output Power (dBm)			Tune up					
Band -width	RB No. / RB offset	Frequency (MHz)	Modulation			Modulation					
			QPSK	16QAM	64QAM	QPSK	16QAM	64QAM			
10 MHz	1RB_49	844.0	19.41	19.09	19.50	20.3	20.3	20.3			
		831.5	19.52	19.53	19.85						
		819.0	19.10	19.11	19.38						
	1RB_24	844.0	19.37	19.10	19.73						
		831.5	19.34	19.47	19.65						
		819.0	19.34	19.05	19.62						
	1RB_0	844.0	19.24	18.99	19.29						
		831.5	19.39	19.41	19.62						
		819.0	19.49	19.15	19.24						
	25RB_25	844.0	19.37	19.36	19.35				20.3	20.3	20.3
		831.5	19.34	19.36	19.30						
		819.0	19.37	19.26	19.45						
	25RB_12	844.0	19.39	19.33	19.41						
		831.5	19.31	19.23	19.22						
		819.0	19.45	19.26	19.41						
	25RB_0	844.0	19.44	19.29	19.41						
		831.5	19.20	19.24	19.27						
		819.0	19.42	19.33	19.38						
	50RB_0	844.0	19.44	19.24	19.31						
		831.5	19.36	19.21	19.24						
		819.0	19.42	19.40	19.22						



Ant.1 - Power Level A2								
LTE Band 26			Actual output Power (dBm)			Tune up		
Band -width	RB No. / RB offset	Frequency (MHz)	Modulation			Modulation		
			QPSK	16QAM	64QAM	QPSK	16QAM	64QAM
15 MHz	1RB_74	841.5	19.44	19.06	19.47	<b>20.3</b>	<b>20.3</b>	<b>20.3</b>
		831.5	19.48	19.56	19.84			
		821.5	19.12	19.15	19.38			
	1RB_37	841.5	19.36	19.13	19.69			
		831.5	19.34	19.48	19.66			
		821.5	19.31	19.07	19.62			
	1RB_0	841.5	19.28	19.00	19.29			
		831.5	19.40	19.42	19.60			
		821.5	<b>19.52</b>	19.14	19.26			
	36RB_38	841.5	19.35	19.33	19.38	<b>20.3</b>	<b>20.3</b>	<b>20.3</b>
		831.5	19.37	19.36	19.27			
		821.5	19.38	19.29	19.44			
	36RB_19	841.5	19.37	19.30	19.41			
		831.5	19.30	19.26	19.24			
		821.5	<b>19.47</b>	19.30	19.38			
	36RB_0	841.5	19.42	19.30	19.43			
		831.5	19.24	19.24	19.24			
		821.5	19.45	19.36	19.41			
	75RB_0	841.5	19.41	19.28	19.29			
		831.5	19.34	19.22	19.22			
		821.5	19.39	19.40	19.23			



Ant.1 - Power Level B1								
LTE Band 26			Actual output Power (dBm)			Tune up		
Band -width	RB No. / RB offset	Frequency (MHz)	Modulation			Modulation		
			QPSK	16QAM	64QAM	QPSK	16QAM	64QAM
1.4 MHz	1RB_5	848.3	22.81	22.46	21.47	23.8	23.3	22.3
		831.5	22.78	22.49	21.45			
		814.7	22.78	22.46	21.45			
	1RB_3	848.3	22.77	22.47	21.43			
		831.5	22.81	22.49	21.44			
		814.7	22.84	22.51	21.47			
	1RB_0	848.3	22.82	22.47	21.43			
		831.5	22.82	22.47	21.44			
		814.7	22.79	22.51	21.48			
	3RB_3	848.3	22.82	22.52	21.46			
		831.5	22.76	22.48	21.42			
		814.7	22.78	22.45	21.43			
	3RB_1	848.3	22.81	22.50	21.42			
		831.5	22.81	22.46	21.42			
		814.7	22.84	22.49	21.45			
	3RB_0	848.3	22.79	22.51	21.48			
		831.5	22.82	22.45	21.44			
		814.7	22.77	22.50	21.45			
	6RB_0	848.3	22.34	21.29	20.30	23.3	22.3	21.3
		831.5	22.31	21.15	20.30			
		814.7	22.35	21.29	20.30			



Ant.1 - Power Level B1								
LTE Band 26			Actual output Power (dBm)			Tune up		
Band -width	RB No. / RB offset	Frequency (MHz)	Modulation			Modulation		
			QPSK	16QAM	64QAM	QPSK	16QAM	64QAM
3 MHz	1RB_14	847.5	22.82	22.47	21.44	<b>23.8</b>	<b>23.3</b>	<b>22.3</b>
		831.5	22.90	22.38	21.43			
		815.5	22.91	22.33	21.42			
	1RB_7	847.5	22.78	22.27	21.30			
		831.5	22.88	22.41	21.46			
		815.5	23.00	22.43	21.49			
	1RB_0	847.5	22.75	22.20	21.31			
		831.5	22.76	22.30	21.34			
		815.5	22.81	22.34	21.34			
	8RB_7	847.5	22.33	21.26	20.27	<b>23.3</b>	<b>22.3</b>	<b>21.3</b>
		831.5	22.33	21.21	20.28			
		815.5	22.33	21.28	20.32			
	8RB_4	847.5	22.34	21.21	20.33			
		831.5	22.35	21.20	20.33			
		815.5	22.33	21.25	20.34			
	8RB_0	847.5	22.30	21.23	20.25			
		831.5	22.28	21.17	20.27			
		815.5	22.33	21.24	20.27			
	15RB_0	847.5	22.37	21.22	20.29			
		831.5	22.26	21.21	20.26			
		815.5	22.38	21.25	20.38			



Ant.1 - Power Level B1								
LTE Band 26			Actual output Power (dBm)			Tune up		
Band -width	RB No. / RB offset	Frequency (MHz)	Modulation			Modulation		
			QPSK	16QAM	64QAM	QPSK	16QAM	64QAM
5 MHz	1RB_24	846.5	22.79	22.48	21.43	<b>23.8</b>	<b>23.3</b>	<b>22.3</b>
		831.5	22.90	22.40	21.43			
		816.5	22.83	22.36	21.45			
	1RB_12	846.5	22.75	22.25	21.27			
		831.5	22.90	22.37	21.41			
		816.5	22.97	22.45	21.47			
	1RB_0	846.5	22.72	22.22	21.27			
		831.5	22.82	22.30	21.34			
		816.5	22.87	22.34	21.38			
	12RB_13	846.5	22.36	21.21	20.28	<b>23.3</b>	<b>22.3</b>	<b>21.3</b>
		831.5	22.34	21.20	20.31			
		816.5	22.33	21.29	20.29			
	12RB_6	846.5	22.37	21.23	20.28			
		831.5	22.30	21.22	20.31			
		816.5	22.33	21.23	20.37			
	12RB_0	846.5	22.28	21.22	20.27			
		831.5	22.30	21.19	20.25			
		816.5	22.31	21.17	20.28			
	25RB_0	846.5	22.32	21.27	20.34			
		831.5	22.32	21.16	20.24			
		816.5	22.36	21.29	20.33			



Ant.1 - Power Level B1								
LTE Band 26			Actual output Power (dBm)			Tune up		
Band -width	RB No. / RB offset	Frequency (MHz)	Modulation			Modulation		
			QPSK	16QAM	64QAM	QPSK	16QAM	64QAM
10 MHz	1RB_49	844.0	22.82	22.50	21.41	23.8	23.3	22.3
		831.5	22.88	22.39	21.41			
		819.0	22.88	22.38	21.41			
	1RB_24	844.0	22.78	22.27	21.26			
		831.5	22.89	22.40	21.45			
		819.0	22.93	22.46	21.48			
	1RB_0	844.0	22.72	22.28	21.30			
		831.5	22.78	22.33	21.31			
		819.0	22.83	22.32	21.41			
	25RB_25	844.0	22.32	21.24	20.27	23.3	22.3	21.3
		831.5	22.29	21.17	20.27			
		819.0	22.33	21.24	20.35			
	25RB_12	844.0	22.32	21.24	20.32			
		831.5	22.32	21.25	20.31			
		819.0	22.38	21.26	20.36			
	25RB_0	844.0	22.28	21.20	20.25			
		831.5	22.26	21.15	20.28			
		819.0	22.29	21.19	20.28			
	50RB_0	844.0	22.33	21.29	20.30			
		831.5	22.30	21.20	20.22			
		819.0	22.33	21.26	20.38			



Ant.1 - Power Level B1								
LTE Band 26			Actual output Power (dBm)			Tune up		
Band -width	RB No. / RB offset	Frequency (MHz)	Modulation			Modulation		
			QPSK	16QAM	64QAM	QPSK	16QAM	64QAM
15 MHz	1RB_74	841.5	22.80	22.53	21.47	<b>23.8</b>	<b>23.3</b>	<b>22.3</b>
		831.5	22.89	22.42	21.42			
		821.5	22.87	22.40	21.38			
	1RB_37	841.5	22.76	22.22	21.30			
		831.5	22.91	22.43	21.42			
		821.5	<b>22.97</b>	22.44	21.51			
	1RB_0	841.5	22.74	22.23	21.30			
		831.5	22.80	22.29	21.33			
		821.5	22.83	22.36	21.39			
	36RB_38	841.5	22.32	21.21	20.29	<b>23.3</b>	<b>22.3</b>	<b>21.3</b>
		831.5	22.31	21.19	20.27			
		821.5	22.35	21.28	20.30			
	36RB_19	841.5	22.34	21.27	20.35			
		831.5	22.32	21.21	20.30			
		821.5	<b>22.36</b>	21.28	20.30			
	36RB_0	841.5	22.29	21.16	20.24			
		831.5	22.27	21.18	20.21			
		821.5	22.31	21.20	20.33			
	75RB_0	841.5	22.35	21.28	20.36			
		831.5	22.28	21.15	20.26			
		821.5	22.36	21.25	20.35			



Ant.1 - Power Level B2								
LTE Band 26			Actual output Power (dBm)			Tune up		
Band -width	RB No. / RB offset	Frequency (MHz)	Modulation			Modulation		
			QPSK	16QAM	64QAM	QPSK	16QAM	64QAM
1.4 MHz	1RB_5	848.3	20.95	21.11	21.00	22.3	22.3	22.3
		831.5	21.22	21.07	21.41			
		814.7	21.19	21.20	21.27			
	1RB_3	848.3	21.36	21.13	21.64			
		831.5	21.12	21.02	21.31			
		814.7	21.36	21.05	21.53			
	1RB_0	848.3	21.09	21.04	21.44			
		831.5	21.07	21.03	21.20			
		814.7	21.38	21.11	21.51			
	3RB_3	848.3	21.23	21.37	20.98			
		831.5	21.20	21.23	21.39			
		814.7	21.27	21.26	21.27			
	3RB_1	848.3	21.21	21.40	21.59			
		831.5	21.19	21.26	21.26			
		814.7	21.34	21.18	21.56			
	3RB_0	848.3	21.22	21.33	21.46			
		831.5	21.16	21.18	21.26			
		814.7	21.19	21.06	21.49			
	6RB_0	848.3	21.24	21.16	20.42	22.3	22.3	21.3
		831.5	21.13	21.30	20.26			
		814.7	21.31	21.13	20.26			





<b>Ant.1 - Power Level B2</b>								
<b>LTE Band 26</b>			<b>Actual output Power (dBm)</b>			<b>Tune up</b>		
<b>Band -width</b>	<b>RB No. / RB offset</b>	<b>Frequency (MHz)</b>	<b>Modulation</b>			<b>Modulation</b>		
			<b>QPSK</b>	<b>16QAM</b>	<b>64QAM</b>	<b>QPSK</b>	<b>16QAM</b>	<b>64QAM</b>
<b>3 MHz</b>	<b>1RB_14</b>	847.5	20.96	21.05	20.99	<b>22.3</b>	<b>22.3</b>	<b>22.3</b>
		831.5	21.20	21.13	21.38			
		815.5	21.20	21.24	21.28			
	<b>1RB_7</b>	847.5	21.33	21.12	21.59			
		831.5	21.13	21.01	21.26			
		815.5	21.35	21.03	21.58			
	<b>1RB_0</b>	847.5	21.06	21.08	21.41			
		831.5	21.07	21.03	21.20			
		815.5	21.36	21.07	21.52			
	<b>8RB_7</b>	847.5	21.23	21.35	20.42	<b>22.3</b>	<b>22.3</b>	<b>21.3</b>
		831.5	21.20	21.18	20.28			
		815.5	21.27	21.27	20.41			
	<b>8RB_4</b>	847.5	21.20	21.40	20.38			
		831.5	21.15	21.27	20.35			
		815.5	21.38	21.20	20.40			
	<b>8RB_0</b>	847.5	21.25	21.34	20.43			
		831.5	21.21	21.17	20.36			
		815.5	21.21	21.14	20.46			
	<b>15RB_0</b>	847.5	21.22	21.14	20.37			
		831.5	21.18	21.32	20.23			
		815.5	21.30	21.14	20.27			



Ant.1 - Power Level B2								
LTE Band 26			Actual output Power (dBm)			Tune up		
Band -width	RB No. / RB offset	Frequency (MHz)	Modulation			Modulation		
			QPSK	16QAM	64QAM	QPSK	16QAM	64QAM
5 MHz	1RB_24	846.5	20.96	21.10	21.01	22.3	22.3	22.3
		831.5	21.25	21.12	21.43			
		816.5	21.24	21.20	21.31			
	1RB_12	846.5	21.31	21.11	21.61			
		831.5	21.09	20.96	21.31			
		816.5	21.36	21.01	21.58			
	1RB_0	846.5	21.12	21.07	21.44			
		831.5	21.07	21.02	21.25			
		816.5	21.38	21.08	21.48			
	12RB_13	846.5	21.28	21.39	20.40	22.3	22.3	21.3
		831.5	21.17	21.25	20.26			
		816.5	21.26	21.22	20.40			
	12RB_6	846.5	21.19	21.39	20.37			
		831.5	21.16	21.28	20.34			
		816.5	21.36	21.12	20.41			
	12RB_0	846.5	21.29	21.38	20.45			
		831.5	21.16	21.21	20.32			
		816.5	21.20	21.13	20.39			
	25RB_0	846.5	21.24	21.13	20.37			
		831.5	21.19	21.25	20.24			
		816.5	21.35	21.14	20.23			



Ant.1 - Power Level B2								
LTE Band 26			Actual output Power (dBm)			Tune up		
Band -width	RB No. / RB offset	Frequency (MHz)	Modulation			Modulation		
			QPSK	16QAM	64QAM	QPSK	16QAM	64QAM
10 MHz	1RB_49	844.0	20.98	21.05	20.99	22.3	22.3	22.3
		831.5	21.20	21.10	21.44			
		819.0	21.20	21.21	21.26			
	1RB_24	844.0	21.33	21.15	21.65			
		831.5	21.12	20.99	21.29			
		819.0	21.40	21.02	21.57			
	1RB_0	844.0	21.07	21.06	21.43			
		831.5	21.12	21.00	21.22			
		819.0	21.31	21.11	21.49			
	25RB_25	844.0	21.21	21.34	20.43	22.3	22.3	21.3
		831.5	21.22	21.22	20.28			
		819.0	21.30	21.22	20.37			
	25RB_12	844.0	21.20	21.38	20.40			
		831.5	21.17	21.23	20.32			
		819.0	21.33	21.19	20.43			
	25RB_0	844.0	21.25	21.33	20.42			
		831.5	21.15	21.15	20.38			
		819.0	21.18	21.13	20.42			
	50RB_0	844.0	21.23	21.11	20.38			
		831.5	21.17	21.31	20.24			
		819.0	21.30	21.09	20.28			



Ant.1 - Power Level B2								
LTE Band 26			Actual output Power (dBm)			Tune up		
Band -width	RB No. / RB offset	Frequency (MHz)	Modulation			Modulation		
			QPSK	16QAM	64QAM	QPSK	16QAM	64QAM
15 MHz	1RB_74	841.5	20.98	21.09	20.97	<b>22.3</b>	<b>22.3</b>	<b>22.3</b>
		831.5	21.24	21.11	21.41			
		821.5	21.23	21.21	21.28			
	1RB_37	841.5	21.34	21.14	21.62			
		831.5	21.12	21.00	21.28			
		821.5	<b>21.38</b>	21.04	21.56			
	1RB_0	841.5	21.09	21.05	21.44			
		831.5	21.09	21.02	21.22			
		821.5	21.34	21.11	21.50			
	36RB_38	841.5	21.24	21.37	20.40	<b>22.3</b>	<b>22.3</b>	<b>21.3</b>
		831.5	21.21	21.22	20.29			
		821.5	21.29	21.23	20.38			
	36RB_19	841.5	21.22	21.41	20.40			
		831.5	21.17	21.25	20.34			
		821.5	<b>21.35</b>	21.16	20.42			
	36RB_0	841.5	21.26	21.36	20.44			
		831.5	21.17	21.19	20.35			
		821.5	21.18	21.10	20.43			
	75RB_0	841.5	21.24	21.14	20.39			
		831.5	21.16	21.28	20.24			
		821.5	21.32	21.13	20.27			



Ant.0 - Power Level A1/A2/B1								
LTE Band 26			Actual output Power (dBm)			Tune up		
Band -width	RB No. / RB offset	Frequency (MHz)	Modulation			Modulation		
			QPSK	16QAM	64QAM	QPSK	16QAM	64QAM
1.4 MHz	1RB_5	848.3	23.62	22.31	21.76	24.3	23.3	22.3
		831.5	23.61	22.32	21.94			
		814.7	23.77	22.68	21.87			
	1RB_3	848.3	23.66	22.30	21.47			
		831.5	23.75	22.42	21.58			
		814.7	23.78	22.70	21.83			
	1RB_0	848.3	23.69	22.25	21.82			
		831.5	23.65	22.34	21.67			
		814.7	23.61	22.46	21.87			
	3RB_3	848.3	23.65	22.33	21.38			
		831.5	23.64	22.35	21.49			
		814.7	23.71	22.66	21.65			
	3RB_1	848.3	23.58	22.46	21.93			
		831.5	23.65	22.49	21.53			
		814.7	23.73	22.68	21.76			
	3RB_0	848.3	23.43	22.34	21.89			
		831.5	23.50	22.33	21.55			
		814.7	23.57	22.65	21.71			
	6RB_0	848.3	22.49	21.12	20.43	23.3	22.3	21.3
		831.5	22.58	21.35	20.46			
		814.7	22.63	21.60	20.50			



Ant.0 - Power Level A1/A2/B1								
LTE Band 26			Actual output Power (dBm)			Tune up		
Band -width	RB No. / RB offset	Frequency (MHz)	Modulation			Modulation		
			QPSK	16QAM	64QAM	QPSK	16QAM	64QAM
3 MHz	1RB_14	847.5	23.49	22.44	21.43	<b>24.3</b>	<b>23.3</b>	<b>22.3</b>
		831.5	23.50	22.52	21.72			
		815.5	23.65	22.50	21.94			
	1RB_7	847.5	23.68	22.35	21.52			
		831.5	23.39	22.45	21.83			
		815.5	23.74	22.36	21.92			
	1RB_0	847.5	23.11	22.43	21.38			
		831.5	23.37	22.55	21.81			
		815.5	23.56	22.44	21.49			
	8RB_7	847.5	22.39	21.31	20.35	<b>23.3</b>	<b>22.3</b>	<b>21.3</b>
		831.5	22.47	21.56	20.40			
		815.5	22.60	21.46	20.59			
	8RB_4	847.5	22.32	21.46	20.44			
		831.5	22.48	21.55	20.40			
		815.5	22.54	21.53	20.60			
	8RB_0	847.5	22.33	21.29	20.48			
		831.5	22.44	21.54	20.39			
		815.5	22.60	21.55	20.57			
	15RB_0	847.5	22.25	21.24	20.33			
		831.5	22.40	21.24	20.45			
		815.5	22.51	21.40	20.65			



Ant.0 - Power Level A1/A2/B1								
LTE Band 26			Actual output Power (dBm)			Tune up		
Band -width	RB No. / RB offset	Frequency (MHz)	Modulation			Modulation		
			QPSK	16QAM	64QAM	QPSK	16QAM	64QAM
5 MHz	1RB_24	846.5	23.07	22.08	21.27	24.3	23.3	22.3
		831.5	23.34	22.13	21.86			
		816.5	23.16	22.26	21.96			
	1RB_12	846.5	23.58	22.13	21.77			
		831.5	23.44	22.17	21.61			
		816.5	23.56	22.39	21.39			
	1RB_0	846.5	23.34	22.15	21.37			
		831.5	23.23	22.17	21.36			
		816.5	23.29	22.29	21.51			
	12RB_13	846.5	22.21	21.22	20.31	23.3	22.3	21.3
		831.5	22.31	21.15	20.60			
		816.5	22.39	21.32	20.70			
	12RB_6	846.5	22.31	21.14	20.34			
		831.5	22.33	21.29	20.31			
		816.5	22.44	21.41	20.71			
	12RB_0	846.5	22.32	21.16	20.36			
		831.5	22.32	21.07	20.30			
		816.5	22.40	21.23	20.74			
	25RB_0	846.5	22.28	21.14	20.43			
		831.5	22.33	21.47	20.28			
		816.5	22.44	21.46	20.53			



Ant.0 - Power Level A1/A2/B1								
LTE Band 26			Actual output Power (dBm)			Tune up		
Band -width	RB No. / RB offset	Frequency (MHz)	Modulation			Modulation		
			QPSK	16QAM	64QAM	QPSK	16QAM	64QAM
10 MHz	1RB_49	844.0	23.00	22.20	21.13	<b>24.3</b>	<b>23.3</b>	<b>22.3</b>
		831.5	23.47	22.20	21.76			
		819.0	23.30	22.26	21.87			
	1RB_24	844.0	23.56	22.52	21.51			
		831.5	23.49	22.22	21.48			
		819.0	23.61	22.20	21.31			
	1RB_0	844.0	23.46	22.49	21.39			
		831.5	23.41	22.21	21.39			
		819.0	23.49	22.08	21.46			
	25RB_25	844.0	22.29	21.28	20.36	<b>23.3</b>	<b>22.3</b>	<b>21.3</b>
		831.5	22.29	21.50	20.48			
		819.0	22.45	21.59	20.48			
	25RB_12	844.0	22.39	21.30	20.39			
		831.5	22.34	21.54	20.62			
		819.0	22.44	21.66	20.51			
	25RB_0	844.0	22.30	21.39	20.39			
		831.5	22.36	21.20	20.43			
		819.0	22.41	21.53	20.58			
	50RB_0	844.0	22.35	21.42	20.58			
		831.5	22.31	21.26	20.40			
		819.0	22.41	21.23	20.61			





Ant.0 - Power Level A1/A2/B1								
LTE Band 26			Actual output Power (dBm)			Tune up		
Band -width	RB No. / RB offset	Frequency (MHz)	Modulation			Modulation		
			QPSK	16QAM	64QAM	QPSK	16QAM	64QAM
15 MHz	1RB_74	841.5	23.02	22.10	21.17	<b>24.3</b>	<b>23.3</b>	<b>22.3</b>
		831.5	23.20	22.20	21.32			
		821.5	23.24	22.27	21.61			
	1RB_37	841.5	23.26	22.29	21.91			
		831.5	23.15	22.16	21.83			
		821.5	<b>23.30</b>	22.17	21.94			
	1RB_0	841.5	23.22	22.04	21.41			
		831.5	23.18	22.18	21.85			
		821.5	23.23	22.24	21.68			
	36RB_38	841.5	22.17	21.42	20.67	<b>23.3</b>	<b>22.3</b>	<b>21.3</b>
		831.5	22.21	21.24	20.56			
		821.5	<b>22.23</b>	21.45	20.65			
	36RB_19	841.5	22.08	21.41	20.63			
		831.5	22.13	21.26	20.58			
		821.5	22.22	21.50	20.68			
	36RB_0	841.5	22.11	21.35	20.60			
		831.5	22.19	21.24	20.56			
		821.5	22.17	21.47	20.69			
	75RB_0	841.5	22.37	21.38	20.49			
		831.5	22.38	21.29	20.56			
		821.5	22.38	21.30	20.47			



<b>Ant.0 - Power Level B2</b>								
<b>LTE Band 26</b>			<b>Actual output Power (dBm)</b>			<b>Tune up</b>		
<b>Band -width</b>	<b>RB No. / RB offset</b>	<b>Frequency (MHz)</b>	<b>Modulation</b>			<b>Modulation</b>		
			<b>QPSK</b>	<b>16QAM</b>	<b>64QAM</b>	<b>QPSK</b>	<b>16QAM</b>	<b>64QAM</b>
1.4 MHz	1RB_5	848.3	22.10	21.80	20.83	23.3	23.3	22.3
		831.5	22.25	22.02	21.30			
		814.7	22.31	22.11	21.12			
	1RB_3	848.3	22.22	21.92	21.47			
		831.5	22.23	21.96	21.14			
		814.7	22.37	21.98	21.46			
	1RB_0	848.3	21.81	21.88	20.98			
		831.5	22.22	21.95	21.43			
		814.7	22.28	21.97	21.26			
	3RB_3	848.3	22.10	21.83	20.86			
		831.5	22.24	22.09	21.36			
		814.7	22.32	22.06	21.14			
	3RB_1	848.3	22.23	21.88	21.46			
		831.5	22.21	22.00	21.13			
		814.7	22.35	21.94	21.48			
	3RB_0	848.3	21.83	21.89	21.04			
		831.5	22.18	21.90	21.40			
		814.7	22.27	21.92	21.18			
	6RB_0	848.3	22.17	21.17	20.06	23.3	22.3	21.3
		831.5	22.22	21.15	20.21			
		814.7	22.20	21.32	20.29			



<b>Ant.0 - Power Level B2</b>								
<b>LTE Band 26</b>			<b>Actual output Power (dBm)</b>			<b>Tune up</b>		
<b>Band -width</b>	<b>RB No. / RB offset</b>	<b>Frequency (MHz)</b>	<b>Modulation</b>			<b>Modulation</b>		
			<b>QPSK</b>	<b>16QAM</b>	<b>64QAM</b>	<b>QPSK</b>	<b>16QAM</b>	<b>64QAM</b>
<b>3 MHz</b>	<b>1RB_14</b>	847.5	22.11	21.86	20.88	<b>23.3</b>	<b>23.3</b>	<b>22.3</b>
		831.5	22.32	22.03	21.29			
		815.5	22.27	22.10	21.15			
	<b>1RB_7</b>	847.5	22.21	21.92	21.47			
		831.5	22.21	21.96	21.13			
		815.5	22.31	21.94	21.48			
	<b>1RB_0</b>	847.5	21.85	21.82	21.02			
		831.5	22.20	21.95	21.46			
		815.5	22.21	21.99	21.20			
	<b>8RB_7</b>	847.5	22.21	21.14	20.31	<b>23.3</b>	<b>22.3</b>	<b>21.3</b>
		831.5	22.18	21.06	20.32			
		815.5	22.33	21.38	20.38			
	<b>8RB_4</b>	847.5	22.16	21.17	20.34			
		831.5	22.20	21.14	20.31			
		815.5	22.19	21.32	20.39			
	<b>8RB_0</b>	847.5	22.17	21.04	20.42			
		831.5	22.15	21.16	20.29			
		815.5	22.24	21.29	20.38			
	<b>15RB_0</b>	847.5	22.19	21.15	20.09			
		831.5	22.15	21.21	20.17			
		815.5	22.15	21.31	20.30			



Ant.0 - Power Level B2								
LTE Band 26			Actual output Power (dBm)			Tune up		
Band -width	RB No. / RB offset	Frequency (MHz)	Modulation			Modulation		
			QPSK	16QAM	64QAM	QPSK	16QAM	64QAM
5 MHz	1RB_24	846.5	22.16	21.83	20.86	23.3	23.3	22.3
		831.5	22.27	22.09	21.32			
		816.5	22.30	22.09	21.12			
	1RB_12	846.5	22.20	21.87	21.45			
		831.5	22.24	21.98	21.10			
		816.5	22.32	21.96	21.44			
	1RB_0	846.5	21.86	21.86	21.04			
		831.5	22.19	21.96	21.39			
		816.5	22.28	21.97	21.22			
	12RB_13	846.5	22.23	21.13	20.32	23.3	22.3	21.3
		831.5	22.16	21.03	20.30			
		816.5	22.31	21.33	20.36			
	12RB_6	846.5	22.16	21.16	20.32			
		831.5	22.16	21.07	20.28			
		816.5	22.17	21.32	20.38			
	12RB_0	846.5	22.14	21.08	20.43			
		831.5	22.11	21.12	20.27			
		816.5	22.28	21.24	20.41			
	25RB_0	846.5	22.17	21.18	20.06			
		831.5	22.22	21.20	20.15			
		816.5	22.17	21.33	20.29			



Ant.0 - Power Level B2								
LTE Band 26			Actual output Power (dBm)			Tune up		
Band -width	RB No. / RB offset	Frequency (MHz)	Modulation			Modulation		
			QPSK	16QAM	64QAM	QPSK	16QAM	64QAM
10 MHz	1RB_49	844.0	22.15	21.82	20.83	23.3	23.3	22.3
		831.5	22.28	22.04	21.32			
		819.0	22.33	22.06	21.18			
	1RB_24	844.0	22.24	21.91	21.47			
		831.5	22.24	21.93	21.13			
		819.0	22.33	21.95	21.47			
	1RB_0	844.0	21.80	21.87	21.04			
		831.5	22.21	21.96	21.45			
		819.0	22.23	21.92	21.20			
	25RB_25	844.0	22.22	21.14	20.25	23.3	22.3	21.3
		831.5	22.17	21.05	20.33			
		819.0	22.26	21.33	20.38			
	25RB_12	844.0	22.13	21.12	20.39			
		831.5	22.16	21.14	20.33			
		819.0	22.21	21.32	20.44			
	25RB_0	844.0	22.15	21.03	20.38			
		831.5	22.12	21.19	20.26			
		819.0	22.25	21.28	20.37			
	50RB_0	844.0	22.23	21.23	20.11			
		831.5	22.22	21.16	20.22			
		819.0	22.16	21.25	20.25			



Ant.0 - Power Level B2								
LTE Band 26			Actual output Power (dBm)			Tune up		
Band -width	RB No. / RB offset	Frequency (MHz)	Modulation			Modulation		
			QPSK	16QAM	64QAM	QPSK	16QAM	64QAM
15 MHz	1RB_74	841.5	22.13	21.83	20.86	<b>23.3</b>	<b>23.3</b>	<b>22.3</b>
		831.5	22.28	22.06	21.32			
		821.5	22.31	22.08	21.14			
	1RB_37	841.5	22.22	21.89	21.47			
		831.5	22.21	21.97	21.13			
		821.5	<b>22.34</b>	21.95	21.47			
	1RB_0	841.5	21.84	21.86	21.01			
		831.5	22.19	21.94	21.42			
		821.5	22.25	21.95	21.22			
	36RB_38	841.5	22.21	21.13	20.28	<b>23.3</b>	<b>22.3</b>	<b>21.3</b>
		831.5	22.15	21.06	20.29			
		821.5	<b>22.29</b>	21.35	20.39			
	36RB_19	841.5	22.16	21.14	20.36			
		831.5	22.17	21.10	20.31			
		821.5	22.20	21.31	20.42			
	36RB_0	841.5	22.17	21.05	20.39			
		831.5	22.13	21.15	20.28			
		821.5	22.27	21.27	20.40			
	75RB_0	841.5	22.19	21.19	20.09			
		831.5	22.18	21.18	20.19			
		821.5	22.19	21.29	20.28			



<b>Ant.1 - Power Level A1</b>											
<b>LTE Band 38</b>			Actual output Power (dBm)			<b>Tune up</b>					
Band -width	RB No. / RB offset	Frequency (MHz)	Modulation			Modulation					
			QPSK	16QAM	64QAM	QPSK	16QAM	64QAM			
5 MHz	1RB_24	2617.5	17.66	17.56	17.58	<b>18.3</b>	<b>18.3</b>	<b>18.3</b>			
		2595.0	17.60	17.46	17.57						
		2572.5	17.66	17.46	17.56						
	1RB_12	2617.5	17.95	17.78	17.85						
		2595.0	18.00	17.85	17.91						
		2572.5	17.67	17.56	17.64						
	1RB_0	2617.5	17.70	17.54	17.67						
		2595.0	17.59	17.43	17.58						
		2572.5	17.65	17.52	17.58						
	12RB_13	2617.5	17.80	17.63	17.67				<b>18.3</b>	<b>18.3</b>	<b>18.3</b>
		2595.0	17.65	17.55	17.62						
		2572.5	17.71	17.56	17.61						
	12RB_6	2617.5	17.72	17.54	17.64						
		2595.0	17.64	17.44	17.60						
		2572.5	17.68	17.53	17.65						
	12RB_0	2617.5	17.81	17.62	17.72						
		2595.0	17.65	17.44	17.56						
		2572.5	17.69	17.54	17.62						
	25RB_0	2617.5	17.77	17.64	17.69						
		2595.0	17.66	17.51	17.65						
		2572.5	17.75	17.58	17.65						



<b>Ant.1 - Power Level A1</b>											
<b>LTE Band 38</b>			<b>Actual output Power (dBm)</b>			<b>Tune up</b>					
<b>Band -width</b>	<b>RB No. / RB offset</b>	<b>Frequency (MHz)</b>	<b>Modulation</b>			<b>Modulation</b>					
			<b>QPSK</b>	<b>16QAM</b>	<b>64QAM</b>	<b>QPSK</b>	<b>16QAM</b>	<b>64QAM</b>			
<b>10 MHz</b>	<b>1RB_49</b>	2615.0	17.66	17.53	17.64	<b>18.3</b>	<b>18.3</b>	<b>18.3</b>			
		2595.0	17.65	17.44	17.55						
		2575.0	17.62	17.47	17.54						
	<b>1RB_24</b>	2615.0	17.97	17.78	17.89						
		2595.0	18.00	17.82	17.91						
		2575.0	17.68	17.54	17.59						
	<b>1RB_0</b>	2615.0	17.71	17.58	17.64						
		2595.0	17.60	17.44	17.52						
		2575.0	17.67	17.51	17.59						
	<b>25RB_25</b>	2615.0	17.75	17.58	17.69				<b>18.3</b>	<b>18.3</b>	<b>18.3</b>
		2595.0	17.73	17.55	17.63						
		2575.0	17.68	17.57	17.65						
	<b>25RB_12</b>	2615.0	17.67	17.53	17.60						
		2595.0	17.60	17.45	17.58						
		2575.0	17.70	17.50	17.65						
	<b>25RB_0</b>	2615.0	17.74	17.60	17.71						
		2595.0	17.67	17.49	17.61						
		2575.0	17.71	17.54	17.63						
	<b>50RB_0</b>	2615.0	17.78	17.63	17.73						
		2595.0	17.67	17.56	17.58						
		2575.0	17.69	17.53	17.65						





Ant.1 - Power Level A1								
LTE Band 38			Actual output Power (dBm)			Tune up		
Band -width	RB No. / RB offset	Frequency (MHz)	Modulation			Modulation		
			QPSK	16QAM	64QAM	QPSK	16QAM	64QAM
15 MHz	1RB_74	2612.5	17.73	17.53	17.65	18.3	18.3	18.3
		2595.0	17.59	17.47	17.56			
		2577.5	17.61	17.49	17.52			
	1RB_37	2612.5	17.94	17.76	17.91			
		2595.0	17.95	17.80	17.92			
		2577.5	17.66	17.50	17.59			
	1RB_0	2612.5	17.72	17.55	17.70			
		2595.0	17.65	17.47	17.50			
		2577.5	17.69	17.54	17.62			
	36RB_38	2612.5	17.79	17.63	17.66	18.3	18.3	18.3
		2595.0	17.71	17.53	17.60			
		2577.5	17.74	17.52	17.67			
	36RB_19	2612.5	17.65	17.50	17.60			
		2595.0	17.66	17.49	17.56			
		2577.5	17.75	17.58	17.61			
	36RB_0	2612.5	17.81	17.58	17.66			
		2595.0	17.68	17.46	17.59			
		2577.5	17.65	17.55	17.57			
	75RB_0	2612.5	17.76	17.64	17.73			
		2595.0	17.71	17.52	17.58			
		2577.5	17.71	17.51	17.62			



<b>Ant.1 - Power Level A1</b>								
<b>LTE Band 38</b>			Actual output Power (dBm)			<b>Tune up</b>		
Band -width	RB No. / RB offset	Frequency (MHz)	Modulation			Modulation		
			QPSK	16QAM	64QAM	QPSK	16QAM	64QAM
20 MHz	1RB_99	2610.0	17.70	17.53	17.62	<b>18.3</b>	<b>18.3</b>	<b>18.3</b>
		2595.0	17.62	17.45	17.54			
		2580.0	17.63	17.46	17.55			
	1RB_50	2610.0	17.95	17.78	17.87			
		2595.0	<b>17.99</b>	17.82	17.91			
		2580.0	17.69	17.52	17.61			
	1RB_0	2610.0	17.74	17.57	17.66			
		2595.0	17.62	17.45	17.54			
		2580.0	17.68	17.51	17.60			
	50RB_50	2610.0	<b>17.77</b>	17.60	17.69	<b>18.3</b>	<b>18.3</b>	<b>18.3</b>
		2595.0	17.69	17.52	17.61			
		2580.0	17.72	17.55	17.64			
	50RB_25	2610.0	17.69	17.52	17.61			
		2595.0	17.64	17.47	17.56			
		2580.0	17.71	17.54	17.63			
	50RB_0	2610.0	17.77	17.60	17.69			
		2595.0	17.65	17.48	17.57			
		2580.0	17.68	17.51	17.60			
	100RB_0	2610.0	17.78	17.61	17.70			
		2595.0	17.69	17.52	17.61			
		2580.0	17.72	17.55	17.64			



Ant.1 - Power Level A2								
LTE Band 38			Actual output Power (dBm)			Tune up		
Band -width	RB No. / RB offset	Frequency (MHz)	Modulation			Modulation		
			QPSK	16QAM	64QAM	QPSK	16QAM	64QAM
5 MHz	1RB_24	2617.5	16.49	16.07	16.18	17.3	17.3	17.3
		2595.0	16.46	16.36	15.88			
		2572.5	16.37	16.35	16.32			
	1RB_12	2617.5	16.47	16.52	16.30			
		2595.0	16.85	16.32	15.97			
		2572.5	16.54	16.50	16.54			
	1RB_0	2617.5	16.38	16.03	15.97			
		2595.0	16.47	16.06	15.93			
		2572.5	16.50	16.02	15.93			
	12RB_13	2617.5	16.61	16.35	16.51	17.3	17.3	17.3
		2595.0	16.45	16.32	16.50			
		2572.5	16.46	16.30	16.48			
	12RB_6	2617.5	16.53	16.38	16.48			
		2595.0	16.55	16.34	16.53			
		2572.5	16.57	16.45	16.51			
	12RB_0	2617.5	16.49	16.42	16.50			
		2595.0	16.47	16.33	16.50			
		2572.5	16.54	16.37	16.50			
	25RB_0	2617.5	16.54	16.50	16.63			
		2595.0	16.45	16.41	16.34			
		2572.5	16.55	16.50	16.41			



Ant.1 - Power Level A2								
LTE Band 38			Actual output Power (dBm)			Tune up		
Band -width	RB No. / RB offset	Frequency (MHz)	Modulation			Modulation		
			QPSK	16QAM	64QAM	QPSK	16QAM	64QAM
10 MHz	1RB_49	2615.0	16.48	16.08	16.19	17.3	17.3	17.3
		2595.0	16.51	16.37	15.87			
		2575.0	16.41	16.32	16.35			
	1RB_24	2615.0	16.47	16.47	16.32			
		2595.0	16.84	16.29	15.99			
		2575.0	16.48	16.49	16.55			
	1RB_0	2615.0	16.45	16.02	16.00			
		2595.0	16.49	16.02	15.96			
		2575.0	16.48	16.03	15.92			
	25RB_25	2615.0	16.60	16.40	16.51	17.3	17.3	17.3
		2595.0	16.50	16.35	16.51			
		2575.0	16.50	16.34	16.42			
	25RB_12	2615.0	16.52	16.38	16.50			
		2595.0	16.50	16.33	16.50			
		2575.0	16.57	16.45	16.54			
	25RB_0	2615.0	16.53	16.39	16.55			
		2595.0	16.52	16.33	16.48			
		2575.0	16.56	16.38	16.51			
	50RB_0	2615.0	16.50	16.47	16.58			
		2595.0	16.47	16.38	16.35			
		2575.0	16.56	16.50	16.47			



Ant.1 - Power Level A2								
LTE Band 38			Actual output Power (dBm)			Tune up		
Band -width	RB No. / RB offset	Frequency (MHz)	Modulation			Modulation		
			QPSK	16QAM	64QAM	QPSK	16QAM	64QAM
15 MHz	1RB_74	2612.5	16.44	16.06	16.21	17.3	17.3	17.3
		2595.0	16.51	16.34	15.86			
		2577.5	16.36	16.36	16.30			
	1RB_37	2612.5	16.46	16.53	16.29			
		2595.0	16.83	16.35	16.00			
		2577.5	16.53	16.49	16.55			
	1RB_0	2612.5	16.41	16.04	16.01			
		2595.0	16.44	16.03	16.01			
		2577.5	16.51	16.00	15.93			
	36RB_38	2612.5	16.59	16.34	16.47	17.3	17.3	17.3
		2595.0	16.48	16.30	16.55			
		2577.5	16.50	16.27	16.48			
	36RB_19	2612.5	16.53	16.37	16.46			
		2595.0	16.55	16.34	16.51			
		2577.5	16.57	16.38	16.58			
	36RB_0	2612.5	16.50	16.42	16.55			
		2595.0	16.51	16.28	16.47			
		2577.5	16.53	16.41	16.50			
75RB_0	2612.5	16.54	16.47	16.58				
	2595.0	16.49	16.45	16.33				
	2577.5	16.56	16.52	16.39				



Ant.1 - Power Level A2								
LTE Band 38			Actual output Power (dBm)			Tune up		
Band -width	RB No. / RB offset	Frequency (MHz)	Modulation			Modulation		
			QPSK	16QAM	64QAM	QPSK	16QAM	64QAM
20 MHz	1RB_99	2610.0	16.46	16.05	16.22	<b>17.3</b>	<b>17.3</b>	<b>17.3</b>
		2595.0	16.48	16.38	15.89			
		2580.0	16.38	16.33	16.33			
	1RB_50	2610.0	16.49	16.50	16.32			
		2595.0	<b>16.84</b>	16.31	16.00			
		2580.0	16.52	16.47	16.58			
	1RB_0	2610.0	16.42	16.05	15.97			
		2595.0	16.45	16.03	15.97			
		2580.0	16.50	16.03	15.94			
	50RB_50	2610.0	<b>16.61</b>	16.37	16.47	<b>17.3</b>	<b>17.3</b>	<b>17.3</b>
		2595.0	16.46	16.34	16.51			
		2580.0	16.46	16.30	16.45			
	50RB_25	2610.0	16.55	16.35	16.47			
		2595.0	16.52	16.34	16.49			
		2580.0	16.57	16.42	16.54			
	50RB_0	2610.0	16.52	16.41	16.52			
		2595.0	16.51	16.30	16.50			
		2580.0	16.55	16.38	16.50			
	100RB_0	2610.0	16.52	16.48	16.59			
		2595.0	16.46	16.42	16.32			
		2580.0	16.56	16.52	16.43			



Ant.1 - Power Level B1								
LTE Band 38			Actual output Power (dBm)			Tune up		
Band -width	RB No. / RB offset	Frequency (MHz)	Modulation			Modulation		
			QPSK	16QAM	64QAM	QPSK	16QAM	64QAM
5 MHz	1RB_24	2617.5	20.83	20.84	20.84	21.8	21.8	21.8
		2595.0	20.75	20.77	20.84			
		2572.5	20.77	20.73	20.71			
	1RB_12	2617.5	21.11	20.99	20.99			
		2595.0	20.86	20.86	20.90			
		2572.5	21.10	20.99	20.99			
	1RB_0	2617.5	20.84	20.75	20.86			
		2595.0	20.73	20.86	21.03			
		2572.5	20.80	20.95	20.86			
	12RB_13	2617.5	20.88	20.91	20.33	21.8	21.8	20.8
		2595.0	20.86	20.73	20.20			
		2572.5	20.86	21.02	20.07			
	12RB_6	2617.5	20.89	20.86	20.38			
		2595.0	20.86	20.73	20.28			
		2572.5	20.91	20.84	20.20			
	12RB_0	2617.5	20.92	20.70	20.14			
		2595.0	20.79	20.79	20.24			
		2572.5	20.96	20.65	20.14			
	25RB_0	2617.5	20.92	20.80	20.23			
		2595.0	20.86	20.82	20.10			
		2572.5	20.82	20.87	20.08			



Ant.1 - Power Level B1								
LTE Band 38			Actual output Power (dBm)			Tune up		
Band -width	RB No. / RB offset	Frequency (MHz)	Modulation			Modulation		
			QPSK	16QAM	64QAM	QPSK	16QAM	64QAM
10 MHz	1RB_49	2615.0	20.81	20.84	20.84	21.8	21.8	21.8
		2595.0	20.76	20.82	20.79			
		2575.0	20.79	20.70	20.68			
	1RB_24	2615.0	21.18	20.97	21.02			
		2595.0	20.83	20.88	20.94			
		2575.0	21.07	20.98	21.01			
	1RB_0	2615.0	20.84	20.69	20.81			
		2595.0	20.74	20.86	20.97			
		2575.0	20.76	20.95	20.83			
	25RB_25	2615.0	20.92	20.86	20.27	21.8	21.8	20.8
		2595.0	20.83	20.68	20.26			
		2575.0	20.83	20.98	20.11			
	25RB_12	2615.0	20.90	20.85	20.37			
		2595.0	20.84	20.67	20.28			
		2575.0	20.91	20.77	20.18			
	25RB_0	2615.0	20.90	20.69	20.15			
		2595.0	20.85	20.86	20.18			
		2575.0	21.02	20.65	20.14			
	50RB_0	2615.0	20.96	20.77	20.29			
		2595.0	20.84	20.77	20.09			
		2575.0	20.81	20.87	20.10			





Ant.1 - Power Level B1								
LTE Band 38			Actual output Power (dBm)			Tune up		
Band -width	RB No. / RB offset	Frequency (MHz)	Modulation			Modulation		
			QPSK	16QAM	64QAM	QPSK	16QAM	64QAM
15 MHz	1RB_74	2612.5	20.78	20.81	20.90	21.8	21.8	21.8
		2595.0	20.75	20.79	20.84			
		2577.5	20.73	20.76	20.68			
	1RB_37	2612.5	21.13	20.96	21.02			
		2595.0	20.82	20.85	20.90			
		2577.5	21.14	21.00	20.95			
	1RB_0	2612.5	20.86	20.70	20.85			
		2595.0	20.74	20.85	21.04			
		2577.5	20.76	20.89	20.85			
	36RB_38	2612.5	20.92	20.86	20.26	21.8	21.8	20.8
		2595.0	20.88	20.68	20.19			
		2577.5	20.84	21.02	20.07			
	36RB_19	2612.5	20.89	20.83	20.42			
		2595.0	20.82	20.68	20.27			
		2577.5	20.96	20.81	20.19			
	36RB_0	2612.5	20.93	20.73	20.13			
		2595.0	20.85	20.86	20.18			
		2577.5	20.97	20.62	20.11			
	75RB_0	2612.5	20.95	20.78	20.26			
		2595.0	20.84	20.78	20.05			
		2577.5	20.83	20.85	20.07			



Ant.1 - Power Level B1								
LTE Band 38			Actual output Power (dBm)			Tune up		
Band -width	RB No. / RB offset	Frequency (MHz)	Modulation			Modulation		
			QPSK	16QAM	64QAM	QPSK	16QAM	64QAM
20 MHz	1RB_99	2610.0	20.81	20.82	20.87	<b>21.8</b>	<b>21.8</b>	<b>21.8</b>
		2595.0	20.74	20.81	20.81			
		2580.0	20.76	20.74	20.70			
	1RB_50	2610.0	<b>21.15</b>	20.97	21.01			
		2595.0	20.86	20.85	20.93			
		2580.0	21.10	21.00	20.98			
	1RB_0	2610.0	20.84	20.73	20.84			
		2595.0	20.77	20.87	21.00			
		2580.0	20.78	20.92	20.85			
	50RB_50	2610.0	20.90	20.89	20.23			
		2595.0	20.86	20.71	20.23			
		2580.0	20.84	21.01	20.10			
	50RB_25	2610.0	20.89	20.84	20.39			
		2595.0	20.84	20.70	20.27			
		2580.0	20.93	20.81	20.18			
	50RB_0	2610.0	20.94	20.70	20.14			
		2595.0	20.83	20.82	20.21			
		2580.0	<b>20.99</b>	20.66	20.14			
100RB_0	2610.0	20.93	20.79	20.26				
	2595.0	20.84	20.79	20.07				
	2580.0	20.83	20.88	20.08				



Ant.1 - Power Level B2								
LTE Band 38			Actual output Power (dBm)			Tune up		
Band -width	RB No. / RB offset	Frequency (MHz)	Modulation			Modulation		
			QPSK	16QAM	64QAM	QPSK	16QAM	64QAM
5 MHz	1RB_24	2617.5	19.00	19.02	18.53	19.8	19.8	19.8
		2595.0	19.05	19.00	18.52			
		2572.5	18.98	18.93	18.98			
	1RB_12	2617.5	19.31	19.08	18.50			
		2595.0	19.11	18.52	18.58			
		2572.5	19.10	18.58	18.52			
	1RB_0	2617.5	18.99	18.64	18.58			
		2595.0	19.06	18.48	18.52			
		2572.5	19.05	18.56	18.54			
	12RB_13	2617.5	19.09	19.27	19.14	19.8	19.8	19.8
		2595.0	19.11	18.93	19.08			
		2572.5	19.07	18.99	19.08			
	12RB_6	2617.5	19.10	19.17	19.08			
		2595.0	19.15	18.94	19.15			
		2572.5	19.15	19.13	19.10			
	12RB_0	2617.5	19.21	19.07	19.19			
		2595.0	19.12	18.94	19.12			
		2572.5	19.19	19.13	19.20			
	25RB_0	2617.5	19.12	19.10	19.28			
		2595.0	19.08	19.07	19.18			
		2572.5	19.13	19.04	19.21			



Ant.1 - Power Level B2								
LTE Band 38			Actual output Power (dBm)			Tune up		
Band -width	RB No. / RB offset	Frequency (MHz)	Modulation			Modulation		
			QPSK	16QAM	64QAM	QPSK	16QAM	64QAM
10 MHz	1RB_49	2615.0	19.00	19.03	18.49	19.8	19.8	19.8
		2595.0	19.03	18.97	18.54			
		2575.0	19.02	18.94	18.98			
	1RB_24	2615.0	19.33	19.06	18.51			
		2595.0	19.07	18.49	18.56			
		2575.0	19.15	18.56	18.51			
	1RB_0	2615.0	18.98	18.63	18.62			
		2595.0	19.05	18.47	18.51			
		2575.0	19.07	18.57	18.56			
	25RB_25	2615.0	19.15	19.25	19.13	19.8	19.8	19.8
		2595.0	19.14	18.98	19.12			
		2575.0	19.07	18.94	19.08			
	25RB_12	2615.0	19.08	19.24	19.12			
		2595.0	19.20	18.91	19.15			
		2575.0	19.14	19.17	19.13			
	25RB_0	2615.0	19.21	19.07	19.15			
		2595.0	19.14	18.93	19.16			
		2575.0	19.26	19.11	19.17			
	50RB_0	2615.0	19.11	19.10	19.23			
		2595.0	19.14	19.06	19.18			
		2575.0	19.14	19.03	19.25			



Ant.1 - Power Level B2								
LTE Band 38			Actual output Power (dBm)			Tune up		
Band -width	RB No. / RB offset	Frequency (MHz)	Modulation			Modulation		
			QPSK	16QAM	64QAM	QPSK	16QAM	64QAM
15 MHz	1RB_74	2612.5	18.99	19.05	18.47	19.8	19.8	19.8
		2595.0	19.03	18.96	18.48			
		2577.5	19.02	18.97	18.98			
	1RB_37	2612.5	19.36	19.11	18.52			
		2595.0	19.10	18.51	18.53			
		2577.5	19.15	18.57	18.52			
	1RB_0	2612.5	18.99	18.59	18.57			
		2595.0	19.05	18.44	18.54			
		2577.5	19.06	18.57	18.61			
	36RB_38	2612.5	19.08	19.24	19.17	19.8	19.8	19.8
		2595.0	19.07	19.00	19.16			
		2577.5	19.02	18.94	19.14			
	36RB_19	2612.5	19.06	19.22	19.11			
		2595.0	19.21	18.92	19.13			
		2577.5	19.14	19.18	19.14			
	36RB_0	2612.5	19.16	19.02	19.15			
		2595.0	19.12	18.90	19.09			
		2577.5	19.19	19.09	19.15			
	75RB_0	2612.5	19.16	19.04	19.22			
		2595.0	19.14	19.02	19.20			
		2577.5	19.17	19.02	19.22			



Ant.1 - Power Level B2											
LTE Band 38			Actual output Power (dBm)			Tune up					
Band -width	RB No. / RB offset	Frequency (MHz)	Modulation			Modulation					
			QPSK	16QAM	64QAM	QPSK	16QAM	64QAM			
20 MHz	1RB_99	2610.0	18.98	19.03	18.50	<b>19.8</b>	<b>19.8</b>	<b>19.8</b>			
		2595.0	19.03	18.99	18.50						
		2580.0	18.99	18.96	18.99						
	1RB_50	2610.0	<b>19.34</b>	19.09	18.54						
		2595.0	19.10	18.50	18.56						
		2580.0	19.11	18.57	18.55						
	1RB_0	2610.0	18.98	18.62	18.60						
		2595.0	19.05	18.44	18.51						
		2580.0	19.04	18.60	18.57						
	50RB_50	2610.0	19.12	19.23	19.16				<b>19.8</b>	<b>19.8</b>	<b>19.8</b>
		2595.0	19.10	18.97	19.12						
		2580.0	19.05	18.95	19.11						
	50RB_25	2610.0	19.09	19.20	19.10						
		2595.0	19.17	18.93	19.14						
		2580.0	19.15	19.15	19.11						
	50RB_0	2610.0	19.18	19.03	19.18						
		2595.0	19.11	18.92	19.13						
		2580.0	<b>19.22</b>	19.13	19.17						
	100RB_0	2610.0	19.15	19.08	19.24						
		2595.0	19.11	19.05	19.17						
		2580.0	19.15	19.05	19.21						



Ant.0 - Power Level A1/A2/B1								
LTE Band 38			Actual output Power (dBm)			Tune up		
Band -width	RB No. / RB offset	Frequency (MHz)	Modulation			Modulation		
			QPSK	16QAM	64QAM	QPSK	16QAM	64QAM
5 MHz	1RB_24	2617.5	23.11	22.11	21.06	<b>23.8</b>	<b>22.8</b>	<b>21.8</b>
		2595.0	23.06	22.27	21.29			
		2572.5	23.11	21.95	21.16			
	1RB_12	2617.5	23.40	21.91	21.03			
		2595.0	23.44	22.34	20.99			
		2572.5	23.47	22.06	21.18			
	1RB_0	2617.5	23.07	22.05	21.20			
		2595.0	23.11	22.27	21.14			
		2572.5	23.00	22.39	21.27			
	12RB_13	2617.5	22.25	21.21	20.67	<b>22.8</b>	<b>21.8</b>	<b>20.8</b>
		2595.0	22.19	21.26	20.52			
		2572.5	22.13	21.18	20.54			
	12RB_6	2617.5	22.21	21.21	20.63			
		2595.0	22.21	21.35	20.56			
		2572.5	22.18	21.24	20.52			
	12RB_0	2617.5	22.22	21.41	20.61			
		2595.0	22.20	21.42	20.42			
		2572.5	22.15	21.10	20.59			
	25RB_0	2617.5	22.13	21.36	20.50			
		2595.0	22.20	21.27	20.67			
		2572.5	22.18	21.22	20.45			



Ant.0 - Power Level A1/A2/B1								
LTE Band 38			Actual output Power (dBm)			Tune up		
Band -width	RB No. / RB offset	Frequency (MHz)	Modulation			Modulation		
			QPSK	16QAM	64QAM	QPSK	16QAM	64QAM
10 MHz	1RB_49	2615.0	23.12	22.13	21.09	<b>23.8</b>	<b>22.8</b>	<b>21.8</b>
		2595.0	23.07	22.23	21.35			
		2575.0	23.14	21.94	21.21			
	1RB_24	2615.0	23.41	21.90	21.08			
		2595.0	23.49	22.36	21.01			
		2575.0	23.50	22.05	21.18			
	1RB_0	2615.0	23.03	22.06	21.25			
		2595.0	23.11	22.20	21.15			
		2575.0	23.01	22.34	21.28			
	25RB_25	2615.0	22.21	21.20	20.68	<b>22.8</b>	<b>21.8</b>	<b>20.8</b>
		2595.0	22.22	21.23	20.55			
		2575.0	22.15	21.19	20.51			
	25RB_12	2615.0	22.18	21.24	20.64			
		2595.0	22.18	21.38	20.55			
		2575.0	22.11	21.23	20.58			
	25RB_0	2615.0	22.15	21.43	20.63			
		2595.0	22.23	21.41	20.45			
		2575.0	22.14	21.10	20.54			
	50RB_0	2615.0	22.19	21.39	20.44			
		2595.0	22.22	21.25	20.64			
		2575.0	22.21	21.20	20.44			





Ant.0 - Power Level A1/A2/B1								
LTE Band 38			Actual output Power (dBm)			Tune up		
Band -width	RB No. / RB offset	Frequency (MHz)	Modulation			Modulation		
			QPSK	16QAM	64QAM	QPSK	16QAM	64QAM
15 MHz	1RB_74	2612.5	23.11	22.16	21.02	23.8	22.8	21.8
		2595.0	23.05	22.29	21.35			
		2577.5	23.10	21.93	21.20			
	1RB_37	2612.5	23.39	21.87	21.07			
		2595.0	23.50	22.35	21.00			
		2577.5	23.43	22.01	21.22			
	1RB_0	2612.5	23.04	22.04	21.21			
		2595.0	23.10	22.19	21.16			
		2577.5	23.03	22.37	21.25			
	36RB_38	2612.5	22.25	21.24	20.65	22.8	21.8	20.8
		2595.0	22.24	21.21	20.51			
		2577.5	22.13	21.17	20.56			
	36RB_19	2612.5	22.17	21.26	20.67			
		2595.0	22.16	21.35	20.54			
		2577.5	22.15	21.26	20.55			
	36RB_0	2612.5	22.19	21.42	20.62			
		2595.0	22.21	21.41	20.45			
		2577.5	22.18	21.16	20.54			
	75RB_0	2612.5	22.14	21.33	20.50			
		2595.0	22.23	21.27	20.66			
		2577.5	22.14	21.24	20.44			



Ant.0 - Power Level A1/A2/B1								
LTE Band 38			Actual output Power (dBm)			Tune up		
Band -width	RB No. / RB offset	Frequency (MHz)	Modulation			Modulation		
			QPSK	16QAM	64QAM	QPSK	16QAM	64QAM
20 MHz	1RB_99	2610.0	23.08	22.13	21.05	<b>23.8</b>	<b>22.8</b>	<b>21.8</b>
		2595.0	23.04	22.25	21.33			
		2580.0	23.10	21.93	21.18			
	1RB_50	2610.0	23.41	21.90	21.06			
		2595.0	23.46	22.37	21.01			
		2580.0	<b>23.47</b>	22.03	21.19			
	1RB_0	2610.0	23.06	22.06	21.24			
		2595.0	23.10	22.23	21.14			
		2580.0	23.02	22.35	21.29			
	50RB_50	2610.0	<b>22.24</b>	21.20	20.65	<b>22.8</b>	<b>21.8</b>	<b>20.8</b>
		2595.0	22.22	21.24	20.51			
		2580.0	22.15	21.20	20.55			
	50RB_25	2610.0	22.19	21.24	20.63			
		2595.0	22.19	21.37	20.52			
		2580.0	22.15	21.24	20.56			
	50RB_0	2610.0	22.19	21.44	20.62			
		2595.0	22.22	21.39	20.44			
		2580.0	22.15	21.13	20.55			
	100RB_0	2610.0	22.16	21.37	20.48			
		2595.0	22.20	21.27	20.64			
		2580.0	22.17	21.21	20.46			



Ant.0 - Power Level B2								
LTE Band 38			Actual output Power (dBm)			Tune up		
Band -width	RB No. / RB offset	Frequency (MHz)	Modulation			Modulation		
			QPSK	16QAM	64QAM	QPSK	16QAM	64QAM
5 MHz	1RB_24	2617.5	22.57	22.27	20.54	<b>23.3</b>	<b>22.8</b>	<b>21.8</b>
		2595.0	22.69	21.62	21.13			
		2572.5	22.60	21.68	20.55			
	1RB_12	2617.5	22.60	21.77	21.05			
		2595.0	22.68	21.70	20.75			
		2572.5	22.90	22.28	21.36			
	1RB_0	2617.5	22.65	21.62	20.64			
		2595.0	22.43	21.73	20.77			
		2572.5	22.58	21.77	20.64			
	12RB_13	2617.5	22.28	21.11	20.20	<b>22.8</b>	<b>21.8</b>	<b>20.8</b>
		2595.0	22.24	21.07	20.24			
		2572.5	22.14	21.22	20.20			
	12RB_6	2617.5	22.27	21.25	20.14			
		2595.0	22.20	21.07	20.25			
		2572.5	22.30	21.20	20.26			
	12RB_0	2617.5	22.26	21.26	20.29			
		2595.0	22.27	21.05	20.22			
		2572.5	22.28	21.31	20.16			
	25RB_0	2617.5	22.20	21.15	20.11			
		2595.0	22.22	21.25	20.36			
		2572.5	22.29	21.28	20.39			



Ant.0 - Power Level B2								
LTE Band 38			Actual output Power (dBm)			Tune up		
Band -width	RB No. / RB offset	Frequency (MHz)	Modulation			Modulation		
			QPSK	16QAM	64QAM	QPSK	16QAM	64QAM
10 MHz	1RB_49	2615.0	22.52	22.27	20.56	23.3	22.8	21.8
		2595.0	22.75	21.57	21.11			
		2575.0	22.55	21.72	20.58			
	1RB_24	2615.0	22.61	21.74	21.03			
		2595.0	22.66	21.69	20.78			
		2575.0	22.89	22.27	21.34			
	1RB_0	2615.0	22.66	21.69	20.65			
		2595.0	22.45	21.79	20.72			
		2575.0	22.55	21.81	20.63			
	25RB_25	2615.0	22.34	21.09	20.23	22.8	21.8	20.8
		2595.0	22.19	21.03	20.19			
		2575.0	22.10	21.16	20.16			
	25RB_12	2615.0	22.29	21.26	20.13			
		2595.0	22.18	21.10	20.24			
		2575.0	22.24	21.20	20.30			
	25RB_0	2615.0	22.24	21.26	20.30			
		2595.0	22.27	21.02	20.19			
		2575.0	22.25	21.31	20.14			
50RB_0	2615.0	22.18	21.16	20.11				
	2595.0	22.26	21.30	20.30				
	2575.0	22.23	21.27	20.40				



<b>Ant.0 - Power Level B2</b>								
<b>LTE Band 38</b>			<b>Actual output Power (dBm)</b>			<b>Tune up</b>		
<b>Band -width</b>	<b>RB No. / RB offset</b>	<b>Frequency (MHz)</b>	<b>Modulation</b>			<b>Modulation</b>		
			<b>QPSK</b>	<b>16QAM</b>	<b>64QAM</b>	<b>QPSK</b>	<b>16QAM</b>	<b>64QAM</b>
15 MHz	1RB_74	2612.5	22.52	22.21	20.57	<b>23.3</b>	<b>22.8</b>	<b>21.8</b>
		2595.0	22.70	21.62	21.13			
		2577.5	22.54	21.68	20.58			
	1RB_37	2612.5	22.60	21.76	21.07			
		2595.0	22.68	21.67	20.73			
		2577.5	22.93	22.28	21.32			
	1RB_0	2612.5	22.64	21.69	20.65			
		2595.0	22.43	21.74	20.74			
		2577.5	22.60	21.80	20.63			
	36RB_38	2612.5	22.33	21.10	20.22	<b>22.8</b>	<b>21.8</b>	<b>20.8</b>
		2595.0	22.23	21.06	20.23			
		2577.5	22.17	21.17	20.17			
	36RB_19	2612.5	22.22	21.21	20.16			
		2595.0	22.22	21.08	20.30			
		2577.5	22.22	21.22	20.25			
	36RB_0	2612.5	22.24	21.20	20.29			
		2595.0	22.22	20.98	20.15			
		2577.5	22.29	21.31	20.15			
75RB_0	2612.5	22.19	21.13	20.11				
	2595.0	22.22	21.24	20.35				
	2577.5	22.23	21.26	20.42				



Ant.0 - Power Level B2								
LTE Band 38			Actual output Power (dBm)			Tune up		
Band -width	RB No. / RB offset	Frequency (MHz)	Modulation			Modulation		
			QPSK	16QAM	64QAM	QPSK	16QAM	64QAM
20 MHz	1RB_99	2610.0	22.54	22.24	20.54	<b>23.3</b>	<b>22.8</b>	<b>21.8</b>
		2595.0	22.71	21.58	21.12			
		2580.0	22.58	21.71	20.57			
	1RB_50	2610.0	22.63	21.76	21.04			
		2595.0	22.66	21.68	20.77			
		2580.0	<b>22.89</b>	22.30	21.32			
	1RB_0	2610.0	22.64	21.66	20.65			
		2595.0	22.46	21.76	20.74			
		2580.0	22.56	21.77	20.65			
	50RB_50	2610.0	<b>22.32</b>	21.08	20.21	<b>22.8</b>	<b>21.8</b>	<b>20.8</b>
		2595.0	22.20	21.05	20.21			
		2580.0	22.14	21.19	20.16			
	50RB_25	2610.0	22.25	21.24	20.16			
		2595.0	22.21	21.08	20.26			
		2580.0	22.26	21.22	20.27			
	50RB_0	2610.0	22.25	21.24	20.28			
		2595.0	22.24	21.01	20.18			
		2580.0	22.25	21.30	20.17			
100RB_0	2610.0	22.20	21.16	20.12				
	2595.0	22.22	21.28	20.34				
	2580.0	22.25	21.28	20.39				

Ant.1 - Power Level A1								
LTE Band 41			Actual output Power (dBm)			Tune up		
Band -width	RB No. / RB offset	Frequency (MHz)	Modulation			Modulation		
			QPSK	16QAM	64QAM	QPSK	16QAM	64QAM
5 MHz	1RB_24	2652.5	17.76	17.67	17.26	18.3	18.3	18.3
		2623.8	17.72	17.65	17.28			
		2595.0	17.64	17.14	17.09			
		2566.3	17.75	17.69	17.30			
		2537.5	17.55	17.45	16.88			
	1RB_12	2652.5	17.81	17.85	17.31			
		2623.8	17.80	17.70	17.28			
		2595.0	17.73	17.75	17.72			
		2566.3	17.75	17.67	17.24			
		2537.5	17.75	17.58	16.98			
	1RB_0	2652.5	17.57	17.60	17.09			
		2623.8	17.65	17.58	16.96			
		2595.0	17.63	17.56	16.95			
		2566.3	17.60	17.58	16.99			
		2537.5	17.34	17.43	16.84			
	12RB_13	2652.5	17.82	17.89	17.78	18.3	18.3	18.3
		2623.8	17.77	17.71	17.59			
		2595.0	17.75	17.71	17.62			
		2566.3	17.82	17.89	17.78			
		2537.5	17.58	17.59	17.43			
	12RB_6	2652.5	17.90	17.89	17.72			
		2623.8	17.63	17.54	16.94			
		2595.0	17.71	17.76	17.82			
		2566.3	17.61	17.53	16.93			
		2537.5	17.60	17.60	17.53			
12RB_0	2652.5	17.74	17.74	17.61				
	2623.8	17.54	17.59	17.47				
	2595.0	17.64	17.74	17.61				
	2566.3	17.57	17.64	17.52				
	2537.5	17.53	17.62	17.49				
25RB_0	2652.5	17.84	17.86	17.94				
	2623.8	17.55	17.61	17.61				
	2595.0	17.71	17.93	17.76				
	2566.3	17.52	17.61	17.58				
	2537.5	17.57	17.59	17.65				

Ant.1 - Power Level A1								
LTE Band 41			Actual output Power (dBm)			Tune up		
Band -width	RB No. / RB offset	Frequency (MHz)	Modulation			Modulation		
			QPSK	16QAM	64QAM	QPSK	16QAM	64QAM
10 MHz	1RB_49	2650.0	17.76	17.67	17.26	18.3	18.3	18.3
		2622.5	17.72	17.65	17.28			
		2595.0	17.60	17.13	17.12			
		2567.5	17.76	17.67	17.29			
		2540.0	17.54	17.49	16.87			
	1RB_24	2650.0	17.78	17.86	17.32			
		2622.5	17.81	17.73	17.29			
		2595.0	17.71	17.74	17.71			
		2567.5	17.74	17.64	17.24			
		2540.0	17.71	17.57	16.98			
	1RB_0	2650.0	17.57	17.62	17.11			
		2622.5	17.67	17.59	16.94			
		2595.0	17.61	17.56	16.91			
		2567.5	17.63	17.61	17.00			
		2540.0	17.34	17.40	16.80			
	25RB_25	2650.0	17.83	17.89	17.82	18.3	18.3	18.3
		2622.5	17.81	17.69	17.55			
		2595.0	17.75	17.67	17.63			
		2567.5	17.80	17.91	17.80			
		2540.0	17.60	17.56	17.46			
	25RB_12	2650.0	17.94	17.91	17.70			
		2622.5	17.64	17.52	16.94			
		2595.0	17.71	17.79	17.83			
		2567.5	17.61	17.52	16.97			
		2540.0	17.57	17.58	17.50			
25RB_0	2650.0	17.70	17.76	17.61				
	2622.5	17.58	17.62	17.44				
	2595.0	17.61	17.77	17.60				
	2567.5	17.60	17.62	17.51				
	2540.0	17.52	17.63	17.50				
50RB_0	2650.0	17.80	17.84	17.95				
	2622.5	17.55	17.63	17.62				
	2595.0	17.74	17.93	17.79				
	2567.5	17.54	17.62	17.59				
	2540.0	17.54	17.57	17.65				





Ant.1 - Power Level A1								
LTE Band 41			Actual output Power (dBm)			Tune up		
Band -width	RB No. / RB offset	Frequency (MHz)	Modulation			Modulation		
			QPSK	16QAM	64QAM	QPSK	16QAM	64QAM
15 MHz	1RB_74	2647.5	17.76	17.67	17.26	18.3	18.3	18.3
		2621.3	17.72	17.65	17.28			
		2595.0	17.60	17.13	17.08			
		2568.8	17.73	17.76	17.36			
		2542.5	17.58	17.44	16.92			
	1RB_37	2647.5	17.79	17.87	17.27			
		2621.3	17.81	17.75	17.27			
		2595.0	17.66	17.71	17.66			
		2568.8	17.75	17.60	17.27			
		2542.5	17.76	17.65	17.03			
	1RB_0	2647.5	17.57	17.54	17.07			
		2621.3	17.63	17.58	16.99			
		2595.0	17.63	17.57	17.00			
		2568.8	17.56	17.62	17.03			
		2542.5	17.30	17.49	16.90			
	36RB_38	2647.5	17.82	17.88	17.71	18.3	18.3	18.3
		2621.3	17.78	17.72	17.58			
		2595.0	17.73	17.71	17.64			
		2568.8	17.85	17.88	17.76			
		2542.5	17.61	17.59	17.43			
	36RB_19	2647.5	17.90	17.90	17.65			
		2621.3	17.63	17.49	16.92			
		2595.0	17.73	17.77	17.78			
		2568.8	17.65	17.51	16.98			
		2542.5	17.65	17.57	17.50			
	36RB_0	2647.5	17.69	17.69	17.65			
		2621.3	17.54	17.56	17.49			
		2595.0	17.64	17.74	17.58			
2568.8		17.53	17.62	17.51				
2542.5		17.55	17.63	17.54				
75RB_0	2647.5	17.81	17.86	17.96				
	2621.3	17.52	17.61	17.60				
	2595.0	17.72	17.97	17.78				
	2568.8	17.51	17.56	17.52				
	2542.5	17.52	17.64	17.66				

Ant.1 - Power Level A1								
LTE Band 41			Actual output Power (dBm)			Tune up		
Band -width	RB No. / RB offset	Frequency (MHz)	Modulation			Modulation		
			QPSK	16QAM	64QAM	QPSK	16QAM	64QAM
20 MHz	1RB_99	2645.0	17.78	17.78	17.24	18.3	18.3	18.3
		2620.0	17.58	17.12	17.05			
		2595.0	17.70	17.74	17.14			
		2570.0	17.63	17.74	17.64			
		2545.0	17.70	17.68	17.06			
	1RB_50	2645.0	17.99	17.67	17.08			
		2620.0	17.70	17.59	16.95			
		2595.0	<b>18.06</b>	17.72	17.25			
		2570.0	17.72	17.65	17.28			
		2545.0	17.88	17.63	17.09			
	1RB_0	2645.0	17.81	17.74	17.25			
		2620.0	17.69	17.74	17.69			
		2595.0	17.74	17.21	17.17			
		2570.0	17.79	17.67	17.66			
		2545.0	17.40	17.39	17.02			
	50RB_50	2645.0	17.83	17.95	17.80			
		2620.0	17.64	17.69	17.66			
		2595.0	17.80	17.66	17.30			
		2570.0	17.73	17.55	16.97			
		2545.0	17.55	17.57	17.06			
	50RB_25	2645.0	17.59	17.60	17.00			
		2620.0	17.66	17.55	16.98			
		2595.0	17.77	17.67	17.68			
		2570.0	17.69	17.71	17.58			
		2545.0	17.73	17.58	17.72			
50RB_0	2645.0	<b>17.92</b>	18.02	17.86				
	2620.0	17.63	17.54	17.37				
	2595.0	17.84	17.93	17.65				
	2570.0	17.54	17.46	16.93				
	2545.0	17.71	17.73	17.86				
100RB_0	2645.0	17.57	17.48	16.99				
	2620.0	17.65	17.53	17.50				
	2595.0	17.69	17.73	17.60				
	2570.0	17.54	17.63	17.46				
	2545.0	17.74	17.70	17.86				



Ant.1 - Power Level A2								
LTE Band 41			Actual output Power (dBm)			Tune up		
Band -width	RB No. / RB offset	Frequency (MHz)	Modulation			Modulation		
			QPSK	16QAM	64QAM	QPSK	16QAM	64QAM
5 MHz	1RB_24	2652.5	16.92	16.39	16.34	17.3	17.3	17.3
		2623.8	16.75	16.19	16.18			
		2595.0	16.76	16.75	16.25			
		2566.3	16.79	16.22	16.16			
		2537.5	16.76	16.76	16.29			
	1RB_12	2652.5	16.91	16.63	16.31			
		2623.8	17.02	16.48	16.34			
		2595.0	16.77	16.64	16.25			
		2566.3	16.98	16.45	16.32			
		2537.5	16.71	16.64	16.29			
	1RB_0	2652.5	16.98	16.70	16.35			
		2623.8	16.81	15.88	16.26			
		2595.0	16.62	16.56	16.15			
		2566.3	16.85	15.90	16.25			
		2537.5	16.64	16.60	16.14			
	12RB_13	2652.5	16.79	16.84	17.02	17.3	17.3	17.3
		2623.8	16.91	16.90	16.84			
		2595.0	16.91	16.89	16.84			
		2566.3	16.87	16.90	16.84			
		2537.5	16.86	16.88	16.88			
	12RB_6	2652.5	16.84	16.90	17.00			
		2623.8	16.88	16.84	16.83			
		2595.0	16.90	16.96	16.89			
		2566.3	16.90	16.84	16.78			
		2537.5	16.92	16.95	16.87			
12RB_0	2652.5	16.96	17.03	17.13				
	2623.8	16.87	16.92	16.88				
	2595.0	16.71	16.88	16.69				
	2566.3	16.83	16.93	16.88				
	2537.5	16.70	16.93	16.68				
25RB_0	2652.5	16.82	17.03	17.08				
	2623.8	16.88	16.95	16.71				
	2595.0	16.86	16.95	16.81				
	2566.3	16.88	16.98	16.70				
	2537.5	16.89	16.94	16.80				



Ant.1 - Power Level A2								
LTE Band 41			Actual output Power (dBm)			Tune up		
Band -width	RB No. / RB offset	Frequency (MHz)	Modulation			Modulation		
			QPSK	16QAM	64QAM	QPSK	16QAM	64QAM
10 MHz	1RB_49	2650.0	16.92	16.44	16.34	17.3	17.3	17.3
		2622.5	16.81	16.23	16.24			
		2595.0	16.74	16.76	16.27			
		2567.5	16.79	16.25	16.21			
		2540.0	16.78	16.77	16.28			
	1RB_24	2650.0	16.94	16.65	16.33			
		2622.5	17.04	16.39	16.34			
		2595.0	16.79	16.73	16.31			
		2567.5	17.03	16.38	16.37			
		2540.0	16.77	16.70	16.29			
	1RB_0	2650.0	16.94	16.76	16.28			
		2622.5	16.82	15.96	16.25			
		2595.0	16.60	16.56	16.20			
		2567.5	16.82	15.94	16.25			
		2540.0	16.56	16.56	16.23			
	25RB_25	2650.0	16.90	16.84	16.99	17.3	17.3	17.3
		2622.5	16.84	17.00	16.80			
		2595.0	16.86	16.98	16.83			
		2567.5	16.85	16.96	16.79			
		2540.0	16.86	16.96	16.82			
	25RB_12	2650.0	16.79	16.95	17.03			
		2622.5	16.83	16.94	16.86			
		2595.0	16.86	17.07	16.91			
		2567.5	16.82	16.95	16.82			
		2540.0	16.93	17.06	16.87			
25RB_0	2650.0	16.92	17.08	17.11				
	2622.5	16.87	16.92	16.86				
	2595.0	16.81	16.92	16.66				
	2567.5	16.83	16.86	16.92				
	2540.0	16.76	16.94	16.64				
50RB_0	2650.0	16.82	17.01	17.05				
	2622.5	16.83	16.90	16.71				
	2595.0	16.87	16.91	16.81				
	2567.5	16.80	16.96	16.69				
	2540.0	16.84	16.91	16.85				

Ant.1 - Power Level A2								
LTE Band 41			Actual output Power (dBm)			Tune up		
Band -width	RB No. / RB offset	Frequency (MHz)	Modulation			Modulation		
			QPSK	16QAM	64QAM	QPSK	16QAM	64QAM
15 MHz	1RB_74	2647.5	16.97	16.46	16.34	17.3	17.3	17.3
		2621.3	16.83	16.18	16.21			
		2595.0	16.76	16.76	16.25			
		2568.8	16.85	16.18	16.25			
		2542.5	16.78	16.76	16.21			
	1RB_37	2647.5	16.95	16.71	16.30			
		2621.3	17.01	16.46	16.37			
		2595.0	16.69	16.71	16.21			
		2568.8	17.00	16.46	16.34			
		2542.5	16.76	16.68	16.26			
	1RB_0	2647.5	16.94	16.70	16.27			
		2621.3	16.87	15.92	16.24			
		2595.0	16.61	16.51	16.15			
		2568.8	16.86	15.92	16.23			
		2542.5	16.61	16.52	16.18			
	36RB_38	2647.5	16.87	16.81	17.02	17.3	17.3	17.3
		2621.3	16.89	16.91	16.83			
		2595.0	16.90	16.89	16.78			
		2568.8	16.89	16.94	16.82			
		2542.5	16.91	16.87	16.80			
	36RB_19	2647.5	16.78	16.95	17.04			
		2621.3	16.87	16.93	16.87			
		2595.0	16.82	16.98	16.91			
		2568.8	16.87	16.93	16.86			
		2542.5	16.81	16.96	16.85			
36RB_0	2647.5	16.95	17.06	17.11				
	2621.3	16.81	16.96	16.86				
	2595.0	16.74	16.87	16.65				
	2568.8	16.78	16.94	16.86				
	2542.5	16.76	16.92	16.67				
75RB_0	2647.5	16.77	17.05	17.01				
	2621.3	16.87	16.96	16.74				
	2595.0	16.82	16.89	16.82				
	2568.8	16.87	16.97	16.70				
	2542.5	16.85	16.91	16.79				



Ant.1 - Power Level A2								
LTE Band 41			Actual output Power (dBm)			Tune up		
Band -width	RB No. / RB offset	Frequency (MHz)	Modulation			Modulation		
			QPSK	16QAM	64QAM	QPSK	16QAM	64QAM
20 MHz	1RB_99	2645.0	16.93	16.43	16.31	17.3	17.3	17.3
		2620.0	16.79	16.19	16.20			
		2595.0	16.79	16.72	16.21			
		2570.0	16.77	16.17	16.21			
		2545.0	16.81	16.72	16.20			
	1RB_50	2645.0	16.91	16.64	16.23			
		2620.0	16.77	16.70	16.23			
		2595.0	<b>16.98</b>	16.44	16.35			
		2570.0	16.77	16.67	16.25			
		2545.0	16.77	16.70	16.23			
	1RB_0	2645.0	16.90	16.76	16.31			
		2620.0	16.86	15.90	16.26			
		2595.0	16.63	16.56	16.18			
		2570.0	16.79	15.95	16.30			
		2545.0	16.59	16.56	16.20			
	50RB_50	2645.0	16.86	16.86	17.01	17.3	17.3	17.3
		2620.0	16.93	16.90	16.87			
		2595.0	16.86	16.96	16.78			
		2570.0	16.88	16.98	16.81			
		2545.0	16.93	16.93	16.84			
	50RB_25	2645.0	16.82	16.90	16.99			
		2620.0	16.90	16.90	16.84			
		2595.0	16.89	17.04	16.86			
		2570.0	16.86	16.87	16.84			
		2545.0	16.87	17.04	16.91			
50RB_0	2645.0	<b>16.97</b>	17.05	17.09				
	2620.0	16.80	16.88	16.85				
	2595.0	16.73	16.88	16.64				
	2570.0	16.81	16.92	16.86				
	2545.0	16.76	16.91	16.65				
100RB_0	2645.0	16.84	16.97	17.02				
	2620.0	16.87	16.94	16.75				
	2595.0	16.87	16.93	16.81				
	2570.0	16.83	16.96	16.74				
	2545.0	16.84	16.92	16.80				

Ant.1 - Power Level B1								
LTE Band 41			Actual output Power (dBm)			Tune up		
Band -width	RB No. / RB offset	Frequency (MHz)	Modulation			Modulation		
			QPSK	16QAM	64QAM	QPSK	16QAM	64QAM
5 MHz	1RB_24	2652.5	21.21	21.07	21.12	21.8	21.8	21.8
		2623.8	21.05	20.91	20.92			
		2595.0	21.22	20.94	20.93			
		2566.3	21.06	20.92	20.93			
		2537.5	21.24	20.95	20.91			
	1RB_12	2652.5	21.23	20.89	20.92			
		2623.8	21.33	20.94	21.12			
		2595.0	21.31	21.05	20.97			
		2566.3	21.36	20.93	21.07			
		2537.5	21.29	21.04	20.91			
	1RB_0	2652.5	21.26	21.09	21.18			
		2623.8	21.00	20.63	20.96			
		2595.0	20.95	20.79	20.88			
		2566.3	21.01	20.67	20.99			
		2537.5	21.01	20.73	20.85			
	12RB_13	2652.5	21.26	21.27	20.16	21.8	21.8	20.8
		2623.8	21.18	21.22	20.20			
		2595.0	21.20	21.20	20.11			
		2566.3	21.24	21.18	20.19			
		2537.5	21.22	21.24	20.12			
	12RB_6	2652.5	21.19	21.29	20.14			
		2623.8	21.25	21.12	20.30			
		2595.0	21.16	21.16	20.14			
		2566.3	21.21	21.15	20.28			
		2537.5	21.22	21.21	20.19			
12RB_0	2652.5	21.33	21.49	20.39				
	2623.8	21.19	21.11	20.38				
	2595.0	20.99	21.04	20.04				
	2566.3	21.16	21.09	20.39				
	2537.5	20.97	21.06	20.07				
25RB_0	2652.5	21.23	21.36	20.33				
	2623.8	21.27	21.19	20.06				
	2595.0	21.18	21.17	20.11				
	2566.3	21.23	21.23	20.00				
	2537.5	21.21	21.18	20.10				

Ant.1 - Power Level B1								
LTE Band 41			Actual output Power (dBm)			Tune up		
Band -width	RB No. / RB offset	Frequency (MHz)	Modulation			Modulation		
			QPSK	16QAM	64QAM	QPSK	16QAM	64QAM
10 MHz	1RB_49	2650.0	21.25	21.03	21.09	21.8	21.8	21.8
		2622.5	21.08	20.91	20.91			
		2595.0	21.20	20.90	20.99			
		2567.5	21.11	20.90	20.92			
		2540.0	21.23	20.92	21.01			
	1RB_24	2650.0	21.23	20.96	20.97			
		2622.5	21.36	20.98	21.10			
		2595.0	21.29	21.05	20.98			
		2567.5	21.28	20.91	21.14			
		2540.0	21.25	21.05	20.95			
	1RB_0	2650.0	21.28	21.07	21.11			
		2622.5	21.02	20.55	20.98			
		2595.0	20.97	20.75	20.84			
		2567.5	21.09	20.58	20.97			
		2540.0	20.98	20.80	20.81			
	25RB_25	2650.0	21.25	21.36	20.07	21.8	21.8	20.8
		2622.5	21.16	21.18	20.20			
		2595.0	21.13	21.17	20.13			
		2567.5	21.17	21.17	20.18			
		2540.0	21.18	21.21	20.14			
	25RB_12	2650.0	21.21	21.29	20.24			
		2622.5	21.17	21.18	20.27			
		2595.0	21.15	21.17	20.23			
		2567.5	21.21	21.15	20.30			
		2540.0	21.14	21.19	20.19			
	25RB_0	2650.0	21.37	21.45	20.37			
		2622.5	21.16	21.14	20.30			
		2595.0	20.99	21.01	20.08			
2567.5		21.16	21.13	20.31				
2540.0		21.01	21.01	20.04				
50RB_0	2650.0	21.17	21.35	20.41				
	2622.5	21.26	21.21	20.03				
	2595.0	21.22	21.17	20.07				
	2567.5	21.22	21.25	20.05				
	2540.0	21.24	21.14	20.07				



Ant.1 - Power Level B1								
LTE Band 41			Actual output Power (dBm)			Tune up		
Band -width	RB No. / RB offset	Frequency (MHz)	Modulation			Modulation		
			QPSK	16QAM	64QAM	QPSK	16QAM	64QAM
15 MHz	1RB_74	2647.5	21.24	21.01	21.10	21.8	21.8	21.8
		2621.3	21.10	20.90	20.91			
		2595.0	21.16	20.89	20.89			
		2568.8	21.12	20.92	20.90			
		2542.5	21.18	20.92	20.92			
	1RB_37	2647.5	21.30	20.88	20.94			
		2621.3	21.32	20.95	21.11			
		2595.0	21.28	21.09	20.92			
		2568.8	21.36	20.93	21.15			
		2542.5	21.28	21.08	20.94			
	1RB_0	2647.5	21.22	21.04	21.16			
		2621.3	21.05	20.57	20.95			
		2595.0	21.00	20.74	20.82			
		2568.8	21.02	20.54	20.95			
		2542.5	20.94	20.74	20.80			
	36RB_38	2647.5	21.28	21.26	20.16	21.8	21.8	20.8
		2621.3	21.20	21.18	20.22			
		2595.0	21.23	21.15	20.15			
		2568.8	21.16	21.15	20.23			
		2542.5	21.23	21.14	20.14			
	36RB_19	2647.5	21.22	21.29	20.18			
		2621.3	21.19	21.14	20.29			
		2595.0	21.23	21.16	20.09			
		2568.8	21.20	21.10	20.31			
		2542.5	21.19	21.19	20.08			
	36RB_0	2647.5	21.33	21.48	20.32			
		2621.3	21.17	21.17	20.29			
		2595.0	20.97	21.06	19.99			
2568.8		21.19	21.10	20.33				
2542.5		20.93	21.03	20.01				
75RB_0	2647.5	21.21	21.42	20.40				
	2621.3	21.20	21.23	20.08				
	2595.0	21.22	21.13	20.09				
	2568.8	21.27	21.18	20.11				
	2542.5	21.19	21.20	20.06				

Ant.1 - Power Level B1								
LTE Band 41			Actual output Power (dBm)			Tune up		
Band -width	RB No. / RB offset	Frequency (MHz)	Modulation			Modulation		
			QPSK	16QAM	64QAM	QPSK	16QAM	64QAM
20 MHz	1RB_99	2645.0	21.24	21.04	21.10	21.8	21.8	21.8
		2620.0	21.07	20.93	20.91			
		2595.0	21.23	20.87	20.92			
		2570.0	21.05	20.96	20.91			
		2545.0	21.25	20.89	20.96			
	1RB_50	2645.0	21.24	20.93	20.92			
		2620.0	21.27	20.89	20.94			
		2595.0	<b>21.31</b>	20.95	21.08			
		2570.0	21.28	21.04	20.93			
		2545.0	21.27	21.07	20.93			
	1RB_0	2645.0	21.26	21.09	21.08			
		2620.0	21.08	20.64	21.01			
		2595.0	20.96	20.73	20.86			
		2570.0	21.04	20.59	20.99			
		2545.0	20.98	20.73	20.83			
	50RB_50	2645.0	21.31	21.35	20.09	21.8	21.8	20.8
		2620.0	21.19	21.14	20.25			
		2595.0	21.19	21.21	20.14			
		2570.0	21.17	21.17	20.22			
		2545.0	21.20	21.18	20.13			
	50RB_25	2645.0	21.17	21.28	20.15			
		2620.0	21.20	21.10	20.26			
		2595.0	21.17	21.15	20.16			
		2570.0	21.28	21.33	20.12			
		2545.0	21.17	21.13	20.18			
	50RB_0	2645.0	<b>21.34</b>	21.44	20.35			
		2620.0	21.21	21.16	20.34			
		2595.0	20.98	21.00	20.05			
2570.0		21.16	21.10	20.33				
2545.0		20.93	21.05	20.06				
100RB_0	2645.0	21.19	21.41	20.42				
	2620.0	21.21	21.17	20.08				
	2595.0	21.19	21.17	20.02				
	2570.0	21.21	21.21	20.09				
	2545.0	21.21	21.13	20.00				



Ant.1 - Power Level B2								
LTE Band 41			Actual output Power (dBm)			Tune up		
Band -width	RB No. / RB offset	Frequency (MHz)	Modulation			Modulation		
			QPSK	16QAM	64QAM	QPSK	16QAM	64QAM
5 MHz	1RB_24	2652.5	19.21	19.24	18.89	19.8	19.8	19.8
		2623.8	19.09	18.88	18.55			
		2595.0	19.19	18.99	18.57			
		2566.3	19.12	18.88	18.58			
		2537.5	19.21	18.96	18.54			
	1RB_12	2652.5	19.37	19.02	18.94			
		2623.8	19.38	18.90	18.69			
		2595.0	19.06	19.07	18.62			
		2566.3	19.40	18.94	18.63			
		2537.5	19.10	19.10	18.60			
	1RB_0	2652.5	19.28	18.96	18.69			
		2623.8	19.15	18.69	18.61			
		2595.0	18.96	18.46	18.44			
		2566.3	19.15	18.66	18.62			
		2537.5	18.93	18.47	18.51			
	12RB_13	2652.5	19.25	19.30	19.14	19.8	19.8	19.8
		2623.8	19.18	19.01	19.11			
		2595.0	19.19	19.21	19.14			
		2566.3	19.22	19.02	19.14			
		2537.5	19.20	19.17	19.10			
	12RB_6	2652.5	19.23	19.28	19.22			
		2623.8	19.18	19.06	19.19			
		2595.0	19.17	19.15	19.09			
		2566.3	19.17	19.09	19.18			
		2537.5	19.16	19.14	19.14			
12RB_0	2652.5	19.35	19.48	19.22				
	2623.8	19.22	19.03	19.17				
	2595.0	19.10	19.03	19.04				
	2566.3	19.28	19.03	19.15				
	2537.5	19.06	19.02	19.04				
25RB_0	2652.5	19.28	19.21	19.14				
	2623.8	19.22	19.20	19.27				
	2595.0	19.21	19.19	19.30				
	2566.3	19.22	19.22	19.27				
	2537.5	19.25	19.13	19.30				

Ant.1 - Power Level B2								
LTE Band 41			Actual output Power (dBm)			Tune up		
Band -width	RB No. / RB offset	Frequency (MHz)	Modulation			Modulation		
			QPSK	16QAM	64QAM	QPSK	16QAM	64QAM
10 MHz	1RB_49	2650.0	19.15	19.18	18.88	19.8	19.8	19.8
		2622.5	19.01	18.90	18.58			
		2595.0	19.17	18.90	18.55			
		2567.5	19.04	18.91	18.55			
		2540.0	19.16	18.89	18.61			
	1RB_24	2650.0	19.37	19.06	18.93			
		2622.5	19.35	18.90	18.61			
		2595.0	19.08	19.05	18.55			
		2567.5	19.38	18.95	18.61			
		2540.0	19.08	19.06	18.55			
	1RB_0	2650.0	19.32	19.06	18.69			
		2622.5	19.09	18.67	18.61			
		2595.0	18.95	18.49	18.55			
		2567.5	19.10	18.69	18.59			
		2540.0	18.94	18.50	18.54			
	25RB_25	2650.0	19.22	19.26	19.17	19.8	19.8	19.8
		2622.5	19.16	19.05	19.18			
		2595.0	19.20	19.20	19.14			
		2567.5	19.18	19.03	19.15			
		2540.0	19.15	19.21	19.12			
	25RB_12	2650.0	19.23	19.25	19.19			
		2622.5	19.20	19.08	19.20			
		2595.0	19.17	19.16	19.14			
		2567.5	19.19	19.07	19.22			
		2540.0	19.21	19.16	19.19			
25RB_0	2650.0	19.29	19.47	19.19				
	2622.5	19.24	19.08	19.13				
	2595.0	19.07	19.09	19.06				
	2567.5	19.28	19.05	19.17				
	2540.0	19.07	19.05	19.08				
50RB_0	2650.0	19.30	19.26	19.08				
	2622.5	19.20	19.21	19.30				
	2595.0	19.16	19.21	19.31				
	2567.5	19.14	19.27	19.35				
	2540.0	19.16	19.17	19.33				



Ant.1 - Power Level B2								
LTE Band 41			Actual output Power (dBm)			Tune up		
Band -width	RB No. / RB offset	Frequency (MHz)	Modulation			Modulation		
			QPSK	16QAM	64QAM	QPSK	16QAM	64QAM
15 MHz	1RB_74	2647.5	19.14	19.21	18.90	19.8	19.8	19.8
		2621.3	19.06	18.92	18.57			
		2595.0	19.15	18.88	18.55			
		2568.8	19.03	18.93	18.56			
		2542.5	19.21	18.92	18.56			
	1RB_37	2647.5	19.26	18.99	18.87			
		2621.3	19.43	18.87	18.63			
		2595.0	19.03	19.07	18.58			
		2568.8	19.41	18.91	18.64			
		2542.5	19.03	19.01	18.63			
	1RB_0	2647.5	19.23	18.98	18.73			
		2621.3	19.09	18.66	18.59			
		2595.0	18.91	18.47	18.49			
		2568.8	19.06	18.65	18.59			
		2542.5	18.91	18.50	18.53			
	36RB_38	2647.5	19.23	19.26	19.14	19.8	19.8	19.8
		2621.3	19.14	19.06	19.17			
		2595.0	19.20	19.18	19.14			
		2568.8	19.16	19.05	19.22			
		2542.5	19.16	19.16	19.18			
	36RB_19	2647.5	19.20	19.33	19.23			
		2621.3	19.13	19.04	19.19			
		2595.0	19.20	19.08	19.10			
		2568.8	19.16	19.02	19.13			
		2542.5	19.21	19.12	19.14			
36RB_0	2647.5	19.31	19.47	19.30				
	2621.3	19.23	19.07	19.18				
	2595.0	19.06	19.01	19.06				
	2568.8	19.23	19.06	19.21				
	2542.5	19.05	19.01	19.05				
75RB_0	2647.5	19.27	19.26	19.10				
	2621.3	19.26	19.20	19.32				
	2595.0	19.22	19.17	19.27				
	2568.8	19.18	19.21	19.32				
	2542.5	19.20	19.15	19.26				



Ant.1 - Power Level B2								
LTE Band 41			Actual output Power (dBm)			Tune up		
Band -width	RB No. / RB offset	Frequency (MHz)	Modulation			Modulation		
			QPSK	16QAM	64QAM	QPSK	16QAM	64QAM
20 MHz	1RB_99	2645.0	19.18	19.22	18.91	19.8	19.8	19.8
		2620.0	19.05	18.91	18.54			
		2595.0	19.19	18.95	18.51			
		2570.0	19.07	18.93	18.52			
		2545.0	19.20	18.92	18.56			
	1RB_50	2645.0	19.31	19.01	18.93			
		2620.0	19.01	18.90	18.58			
		2595.0	<b>19.36</b>	18.93	18.64			
		2570.0	19.08	19.05	18.53			
		2545.0	19.08	19.07	18.54			
	1RB_0	2645.0	19.29	19.01	18.71			
		2620.0	19.07	18.69	18.62			
		2595.0	18.94	18.49	18.47			
		2570.0	19.08	18.70	18.60			
		2545.0	18.95	18.47	18.47			
	50RB_50	2645.0	19.22	19.30	19.13	19.8	19.8	19.8
		2620.0	19.23	19.00	19.14			
		2595.0	19.20	19.19	19.16			
		2570.0	19.15	19.08	19.19			
		2545.0	19.20	19.19	19.18			
	50RB_25	2645.0	19.24	19.27	19.19			
		2620.0	19.22	19.05	19.18			
		2595.0	19.23	19.14	19.18			
		2570.0	19.22	19.06	19.18			
		2545.0	19.21	19.14	19.13			
	50RB_0	2645.0	<b>19.31</b>	19.48	19.27			
		2620.0	19.20	19.04	19.17			
		2595.0	19.13	19.08	19.08			
2570.0		19.26	19.09	19.20				
2545.0		19.07	19.08	19.05				
100RB_0	2645.0	19.29	19.22	19.13				
	2620.0	19.20	19.20	19.37				
	2595.0	19.24	19.15	19.31				
	2570.0	19.23	19.23	19.34				
	2545.0	19.23	19.15	19.31				



Ant.0 - Power Level A1/A2/B1								
LTE Band 41			Actual output Power (dBm)			Tune up		
Band -width	RB No. / RB offset	Frequency (MHz)	Modulation			Modulation		
			QPSK	16QAM	64QAM	QPSK	16QAM	64QAM
5 MHz	1RB_24	2652.5	23.06	21.76	20.51	23.8	22.8	21.8
		2623.8	23.14	22.05	20.37			
		2595.0	22.90	21.28	20.20			
		2566.3	23.15	22.03	20.40			
		2537.5	22.93	21.28	20.19			
	1RB_12	2652.5	23.06	22.28	21.02			
		2623.8	23.38	22.13	20.47			
		2595.0	23.14	22.00	20.60			
		2566.3	23.38	22.16	20.46			
		2537.5	23.14	21.98	20.64			
	1RB_0	2652.5	23.03	22.15	20.41			
		2623.8	23.07	22.04	19.93			
		2595.0	22.88	21.85	20.06			
		2566.3	23.07	22.05	19.94			
		2537.5	22.93	21.90	20.00			
	12RB_13	2652.5	22.16	21.03	20.03	22.8	21.8	20.8
		2623.8	22.09	21.05	20.07			
		2595.0	21.91	20.90	19.68			
		2566.3	22.08	21.08	20.11			
		2537.5	21.93	20.85	19.67			
	12RB_6	2652.5	22.20	20.99	20.15			
		2623.8	22.12	21.07	20.09			
		2595.0	21.91	20.68	19.68			
		2566.3	22.08	21.10	20.10			
		2537.5	21.93	20.72	19.68			
12RB_0	2652.5	22.11	20.99	19.93				
	2623.8	22.12	21.05	19.92				
	2595.0	21.84	20.66	19.64				
	2566.3	22.06	21.08	19.93				
	2537.5	21.90	20.72	19.64				
25RB_0	2652.5	22.21	20.97	20.27				
	2623.8	22.05	21.25	20.12				
	2595.0	21.98	20.71	20.10				
	2566.3	22.04	21.29	20.14				
	2537.5	21.93	20.70	20.08				



Ant.0 - Power Level A1/A2/B1								
LTE Band 41			Actual output Power (dBm)			Tune up		
Band -width	RB No. / RB offset	Frequency (MHz)	Modulation			Modulation		
			QPSK	16QAM	64QAM	QPSK	16QAM	64QAM
10 MHz	1RB_49	2650.0	22.95	21.62	20.62	23.8	22.8	21.8
		2622.5	23.27	21.89	20.41			
		2595.0	22.96	21.92	20.22			
		2567.5	23.27	21.90	20.40			
		2540.0	22.92	21.99	20.22			
	1RB_24	2650.0	23.45	21.93	20.53			
		2622.5	23.23	21.86	20.68			
		2595.0	23.31	21.58	20.40			
		2567.5	23.17	21.90	20.63			
		2540.0	23.25	21.57	20.47			
	1RB_0	2650.0	23.09	21.79	20.37			
		2622.5	23.11	21.61	20.44			
		2595.0	23.05	21.41	20.38			
		2567.5	23.11	21.62	20.46			
		2540.0	23.03	21.39	20.37			
	25RB_25	2650.0	22.20	21.19	20.17	22.8	21.8	20.8
		2622.5	22.16	20.83	20.03			
		2595.0	21.99	21.08	19.94			
		2567.5	22.14	20.84	20.03			
		2540.0	21.99	21.07	19.91			
	25RB_12	2650.0	22.08	21.12	19.96			
		2622.5	22.09	20.96	19.99			
		2595.0	21.98	21.12	19.87			
		2567.5	22.13	20.97	20.02			
2540.0		21.99	21.12	19.86				
25RB_0	2650.0	22.10	20.95	19.90				
	2622.5	22.19	20.92	19.99				
	2595.0	21.98	21.14	19.88				
	2567.5	22.21	20.91	19.98				
	2540.0	22.01	21.10	19.85				
50RB_0	2650.0	22.20	21.08	19.97				
	2622.5	22.14	21.09	20.07				
	2595.0	22.02	21.06	19.84				
	2567.5	22.10	21.09	20.13				
	2540.0	22.02	21.05	19.84				





Ant.0 - Power Level A1/A2/B1								
LTE Band 41			Actual output Power (dBm)			Tune up		
Band -width	RB No. / RB offset	Frequency (MHz)	Modulation			Modulation		
			QPSK	16QAM	64QAM	QPSK	16QAM	64QAM
15 MHz	1RB_74	2647.5	22.88	21.94	20.57	23.8	22.8	21.8
		2621.3	23.12	22.11	20.44			
		2595.0	23.13	21.56	20.46			
		2568.8	23.11	22.12	20.44			
		2542.5	23.07	21.56	20.43			
	1RB_37	2647.5	22.89	22.07	20.65			
		2621.3	23.12	22.18	20.58			
		2595.0	22.78	21.99	20.56			
		2568.8	23.12	22.10	20.66			
		2542.5	22.84	22.00	20.60			
	1RB_0	2647.5	23.31	22.30	20.68			
		2621.3	23.10	22.16	20.65			
		2595.0	22.92	22.03	20.59			
		2568.8	23.17	22.19	20.66			
		2542.5	22.93	22.04	20.60			
	36RB_38	2647.5	22.21	21.14	20.05	22.8	21.8	20.8
		2621.3	22.17	20.96	19.94			
		2595.0	22.12	21.04	19.91			
		2568.8	22.15	20.97	19.93			
		2542.5	22.15	21.06	19.92			
	36RB_19	2647.5	22.07	21.01	19.88			
		2621.3	22.07	20.98	19.85			
		2595.0	22.08	20.89	19.75			
		2568.8	22.09	20.98	19.90			
		2542.5	22.07	20.91	19.76			
36RB_0	2647.5	22.12	21.11	19.97				
	2621.3	22.14	21.03	19.92				
	2595.0	22.02	20.97	19.82				
	2568.8	22.13	21.00	19.94				
	2542.5	22.04	20.93	19.86				
75RB_0	2647.5	22.22	21.11	19.80				
	2621.3	22.15	21.15	20.03				
	2595.0	22.04	21.12	19.90				
	2568.8	22.12	21.17	20.03				
	2542.5	22.01	21.09	19.90				



Ant.0 - Power Level A1/A2/B1								
LTE Band 41			Actual output Power (dBm)			Tune up		
Band -width	RB No. / RB offset	Frequency (MHz)	Modulation			Modulation		
			QPSK	16QAM	64QAM	QPSK	16QAM	64QAM
20 MHz	1RB_99	2645.0	23.08	21.96	20.72	23.8	22.8	21.8
		2620.0	23.03	21.87	20.47			
		2595.0	23.04	21.76	20.35			
		2570.0	23.06	21.84	20.45			
		2545.0	23.06	21.83	20.31			
	1RB_50	2645.0	23.11	21.78	20.46			
		2620.0	23.10	21.79	20.48			
		2595.0	<b>23.47</b>	21.86	20.57			
		2570.0	23.21	21.72	20.48			
		2545.0	23.18	21.77	20.47			
	1RB_0	2645.0	23.06	22.05	20.61			
		2620.0	23.03	21.92	20.48			
		2595.0	22.92	21.69	20.34			
		2570.0	23.03	21.88	20.46			
		2545.0	22.86	21.75	20.34			
	50RB_50	2645.0	22.26	21.11	19.99	22.8	21.8	20.8
		2620.0	22.23	21.06	20.11			
		2595.0	22.07	21.11	20.04			
		2570.0	22.22	21.09	20.10			
		2545.0	22.03	21.05	20.07			
	50RB_25	2645.0	22.18	21.01	20.07			
		2620.0	22.11	21.00	20.09			
		2595.0	22.11	21.08	20.00			
		2570.0	22.17	20.99	20.03			
		2545.0	22.12	21.07	19.97			
50RB_0	2645.0	<b>22.31</b>	21.19	20.08				
	2620.0	22.17	21.05	20.13				
	2595.0	22.10	21.00	19.97				
	2570.0	22.23	21.05	20.11				
	2545.0	22.13	21.00	19.94				
100RB_0	2645.0	22.23	21.03	19.93				
	2620.0	22.21	20.98	20.22				
	2595.0	22.15	20.96	19.88				
	2570.0	22.16	21.01	20.17				
	2545.0	22.15	21.01	19.82				

Ant.0 - Power Level B2								
LTE Band 41			Actual output Power (dBm)			Tune up		
Band -width	RB No. / RB offset	Frequency (MHz)	Modulation			Modulation		
			QPSK	16QAM	64QAM	QPSK	16QAM	64QAM
5 MHz	1RB_24	2652.5	22.54	21.61	20.85	23.3	22.8	21.8
		2623.8	22.57	21.53	20.47			
		2595.0	22.53	21.66	20.52			
		2566.3	22.58	21.54	20.43			
		2537.5	22.59	21.64	20.55			
	1RB_12	2652.5	22.47	21.83	20.61			
		2623.8	22.94	21.98	20.64			
		2595.0	22.54	22.09	20.47			
		2566.3	22.94	21.98	20.66			
		2537.5	22.49	22.14	20.46			
	1RB_0	2652.5	22.71	22.01	20.69			
		2623.8	22.56	21.84	20.49			
		2595.0	22.33	21.67	20.39			
		2566.3	22.54	21.88	20.47			
		2537.5	22.32	21.72	20.41			
	12RB_13	2652.5	22.30	21.13	20.21	22.8	21.8	20.8
		2623.8	22.12	21.07	20.22			
		2595.0	22.01	20.98	20.14			
		2566.3	22.13	21.11	20.25			
		2537.5	22.06	20.99	20.13			
	12RB_6	2652.5	22.16	21.06	20.22			
		2623.8	22.05	20.99	20.22			
		2595.0	22.17	21.18	20.22			
		2566.3	22.08	21.02	20.20			
		2537.5	22.10	21.17	20.16			
12RB_0	2652.5	22.24	21.34	20.32				
	2623.8	22.15	21.08	20.16				
	2595.0	21.91	21.11	19.99				
	2566.3	22.16	21.09	20.12				
	2537.5	21.91	21.05	19.99				
25RB_0	2652.5	22.19	21.09	20.11				
	2623.8	22.20	21.09	20.27				
	2595.0	22.14	20.98	20.32				
	2566.3	22.21	21.09	20.20				
	2537.5	22.15	21.00	20.32				



Ant.0 - Power Level B2								
LTE Band 41			Actual output Power (dBm)			Tune up		
Band -width	RB No. / RB offset	Frequency (MHz)	Modulation			Modulation		
			QPSK	16QAM	64QAM	QPSK	16QAM	64QAM
10 MHz	1RB_49	2650.0	22.59	21.59	20.78	23.3	22.8	21.8
		2622.5	22.55	21.57	20.47			
		2595.0	22.48	21.61	20.55			
		2567.5	22.53	21.59	20.44			
		2540.0	22.45	21.60	20.58			
	1RB_24	2650.0	22.41	21.80	20.60			
		2622.5	22.90	21.95	20.56			
		2595.0	22.43	22.12	20.46			
		2567.5	22.89	21.93	20.59			
		2540.0	22.45	22.06	20.51			
	1RB_0	2650.0	22.66	22.07	20.68			
		2622.5	22.51	21.87	20.49			
		2595.0	22.33	21.76	20.46			
		2567.5	22.57	21.82	20.56			
		2540.0	22.31	21.70	20.49			
	25RB_25	2650.0	22.27	21.12	20.18			
		2622.5	22.12	21.11	20.23			
		2595.0	22.05	21.00	20.12			
		2567.5	22.11	21.14	20.23			
		2540.0	22.07	20.93	20.16			
	25RB_12	2650.0	22.17	21.08	20.13			
		2622.5	22.07	20.98	20.16			
		2595.0	22.13	21.14	20.16			
		2567.5	22.10	21.00	20.18			
		2540.0	22.11	21.18	20.15			
25RB_0	2650.0	22.32	21.33	20.33				
	2622.5	22.20	21.08	20.11				
	2595.0	21.93	21.16	19.91				
	2567.5	22.18	21.09	20.11				
	2540.0	21.91	21.10	19.97				
50RB_0	2650.0	22.22	21.13	20.01				
	2622.5	22.17	21.04	20.27				
	2595.0	22.13	20.99	20.35				
	2567.5	22.17	21.01	20.26				
	2540.0	22.07	21.00	20.32				



Ant.0 - Power Level B2								
LTE Band 41			Actual output Power (dBm)			Tune up		
Band -width	RB No. / RB offset	Frequency (MHz)	Modulation			Modulation		
			QPSK	16QAM	64QAM	QPSK	16QAM	64QAM
15 MHz	1RB_74	2647.5	22.55	21.60	20.79	23.3	22.8	21.8
		2621.3	22.51	21.53	20.46			
		2595.0	22.58	21.53	20.57			
		2568.8	22.55	21.50	20.45			
		2542.5	22.52	21.57	20.52			
	1RB_37	2647.5	22.45	21.77	20.57			
		2621.3	22.93	22.00	20.58			
		2595.0	22.51	22.17	20.41			
		2568.8	22.90	21.97	20.61			
		2542.5	22.50	22.14	20.43			
	1RB_0	2647.5	22.67	21.99	20.72			
		2621.3	22.58	21.92	20.51			
		2595.0	22.35	21.71	20.45			
		2568.8	22.58	21.87	20.58			
		2542.5	22.34	21.67	20.48			
	36RB_38	2647.5	22.26	21.07	20.25	22.8	21.8	20.8
		2621.3	22.14	21.05	20.26			
		2595.0	22.12	21.01	20.20			
		2568.8	22.11	21.04	20.27			
		2542.5	22.12	21.04	20.19			
	36RB_19	2647.5	22.19	21.00	20.18			
		2621.3	22.15	21.03	20.25			
		2595.0	22.10	21.19	20.15			
		2568.8	22.12	21.03	20.19			
		2542.5	22.08	21.15	20.20			
	36RB_0	2647.5	22.28	21.30	20.32			
		2621.3	22.15	21.08	20.07			
		2595.0	21.92	21.07	20.00			
2568.8		22.11	21.08	20.08				
2542.5		21.88	21.02	19.96				
75RB_0	2647.5	22.21	21.13	19.98				
	2621.3	22.22	21.03	20.26				
	2595.0	22.16	20.92	20.26				
	2568.8	22.18	21.11	20.20				
	2542.5	22.10	20.95	20.30				

Ant.0 - Power Level B2								
LTE Band 41			Actual output Power (dBm)			Tune up		
Band -width	RB No. / RB offset	Frequency (MHz)	Modulation			Modulation		
			QPSK	16QAM	64QAM	QPSK	16QAM	64QAM
20 MHz	1RB_99	2645.0	22.55	21.60	20.81	23.3	22.8	21.8
		2620.0	22.55	21.56	20.49			
		2595.0	22.54	21.61	20.55			
		2570.0	22.54	21.56	20.52			
		2545.0	22.50	21.63	20.52			
	1RB_50	2645.0	22.43	21.83	20.62			
		2620.0	22.52	21.63	20.56			
		2595.0	<b>22.92</b>	21.98	20.60			
		2570.0	22.50	22.10	20.48			
		2545.0	22.49	22.09	20.49			
	1RB_0	2645.0	22.68	22.03	20.69			
		2620.0	22.50	21.84	20.50			
		2595.0	22.41	21.67	20.50			
		2570.0	22.50	21.83	20.52			
		2545.0	22.38	21.71	20.43			
	50RB_50	2645.0	22.21	21.10	20.18	22.8	21.8	20.8
		2620.0	22.16	21.04	20.27			
		2595.0	22.04	21.03	20.14			
		2570.0	22.16	21.11	20.25			
		2545.0	22.08	20.96	20.15			
	50RB_25	2645.0	22.18	21.05	20.17			
		2620.0	22.13	21.04	20.21			
		2595.0	22.12	21.13	20.14			
		2570.0	22.10	21.05	20.17			
		2545.0	22.13	21.16	20.14			
50RB_0	2645.0	<b>22.26</b>	21.32	20.30				
	2620.0	22.13	21.08	20.16				
	2595.0	21.89	21.04	20.01				
	2570.0	22.18	21.10	20.19				
	2545.0	21.89	21.07	19.96				
100RB_0	2645.0	22.21	21.14	20.06				
	2620.0	22.19	21.03	20.26				
	2595.0	22.14	21.00	20.32				
	2570.0	22.14	21.03	20.21				
	2545.0	22.10	20.99	20.26				



<b>Ant.1 - Power Level A1</b>								
<b>LTE Band 66</b>			<b>Actual output Power (dBm)</b>			<b>Tune up</b>		
<b>Band -width</b>	<b>RB No. / RB offset</b>	<b>Frequency (MHz)</b>	<b>Modulation</b>			<b>Modulation</b>		
			<b>QPSK</b>	<b>16QAM</b>	<b>64QAM</b>	<b>QPSK</b>	<b>16QAM</b>	<b>64QAM</b>
<b>1.4 MHz</b>	<b>1RB_5</b>	1779.3	15.31	15.08	15.21	<b>15.8</b>	<b>15.8</b>	<b>15.8</b>
		1745.0	15.34	15.11	15.22			
		1710.7	15.44	15.14	15.27			
	<b>1RB_3</b>	1779.3	15.47	15.23	15.37			
		1745.0	15.51	15.34	15.42			
		1710.7	15.47	15.20	15.30			
	<b>1RB_0</b>	1779.3	15.44	15.22	15.29			
		1745.0	15.46	15.21	15.33			
		1710.7	14.94	14.71	14.88			
	<b>3RB_3</b>	1779.3	15.25	15.05	15.14			
		1745.0	15.45	15.20	15.33			
		1710.7	15.31	15.07	15.12			
	<b>3RB_1</b>	1779.3	15.45	15.16	15.29			
		1745.0	15.56	15.34	15.43			
		1710.7	15.36	15.08	15.19			
	<b>3RB_0</b>	1779.3	15.42	15.16	15.23			
		1745.0	15.55	15.28	15.40			
		1710.7	15.20	14.95	15.17			
	<b>6RB_0</b>	1779.3	15.31	15.12	15.24	<b>15.8</b>	<b>15.8</b>	<b>15.8</b>
		1745.0	15.53	15.26	15.39			
		1710.7	15.30	15.03	15.18			



Ant.1 - Power Level A1								
LTE Band 66			Actual output Power (dBm)			Tune up		
Band -width	RB No. / RB offset	Frequency (MHz)	Modulation			Modulation		
			QPSK	16QAM	64QAM	QPSK	16QAM	64QAM
3 MHz	1RB_14	1778.5	15.31	15.09	15.20	15.8	15.8	15.8
		1745.0	15.36	15.12	15.22			
		1711.5	15.38	15.20	15.28			
	1RB_7	1778.5	15.51	15.25	15.33			
		1745.0	15.56	15.31	15.39			
		1711.5	15.44	15.17	15.30			
	1RB_0	1778.5	15.48	15.18	15.29			
		1745.0	15.47	15.24	15.32			
		1711.5	14.97	14.75	14.83			
	8RB_7	1778.5	15.29	15.01	15.14	15.8	15.8	15.8
		1745.0	15.42	15.18	15.27			
		1711.5	15.31	15.02	15.14			
	8RB_4	1778.5	15.42	15.15	15.24			
		1745.0	15.54	15.28	15.46			
		1711.5	15.34	15.08	15.27			
	8RB_0	1778.5	15.37	15.15	15.23			
		1745.0	15.54	15.30	15.44			
		1711.5	15.24	15.00	15.12			
	15RB_0	1778.5	15.36	15.11	15.18			
		1745.0	15.51	15.27	15.39			
		1711.5	15.27	15.04	15.19			





<b>Ant.1 - Power Level A1</b>								
<b>LTE Band 66</b>			<b>Actual output Power (dBm)</b>			<b>Tune up</b>		
<b>Band -width</b>	<b>RB No. / RB offset</b>	<b>Frequency (MHz)</b>	<b>Modulation</b>			<b>Modulation</b>		
			<b>QPSK</b>	<b>16QAM</b>	<b>64QAM</b>	<b>QPSK</b>	<b>16QAM</b>	<b>64QAM</b>
<b>5 MHz</b>	<b>1RB_24</b>	1777.5	15.32	15.06	15.23	<b>15.8</b>	<b>15.8</b>	<b>15.8</b>
		1745.0	15.36	15.16	15.24			
		1712.5	15.40	15.21	15.31			
	<b>1RB_12</b>	1777.5	15.48	15.28	15.35			
		1745.0	15.53	15.33	15.42			
		1712.5	15.47	15.22	15.28			
	<b>1RB_0</b>	1777.5	15.42	15.20	15.29			
		1745.0	15.46	15.24	15.30			
		1712.5	14.96	14.78	14.89			
	<b>12RB_13</b>	1777.5	15.30	15.07	15.17	<b>15.8</b>	<b>15.8</b>	<b>15.8</b>
		1745.0	15.47	15.17	15.29			
		1712.5	15.31	15.04	15.18			
	<b>12RB_6</b>	1777.5	15.39	15.20	15.28			
		1745.0	15.56	15.33	15.47			
		1712.5	15.35	15.13	15.25			
	<b>12RB_0</b>	1777.5	15.43	15.17	15.24			
		1745.0	15.52	15.30	15.38			
		1712.5	15.18	14.96	15.10			
	<b>25RB_0</b>	1777.5	15.31	15.11	15.18			
		1745.0	15.52	15.27	15.42			
		1712.5	15.30	15.10	15.21			



Ant.1 - Power Level A1											
LTE Band 66			Actual output Power (dBm)			Tune up					
Band -width	RB No. / RB offset	Frequency (MHz)	Modulation			Modulation					
			QPSK	16QAM	64QAM	QPSK	16QAM	64QAM			
10 MHz	1RB_49	1775.0	15.32	15.05	15.18	15.8	15.8	15.8			
		1745.0	15.37	15.12	15.21						
		1715.0	15.41	15.17	15.30						
	1RB_24	1775.0	15.51	15.27	15.39						
		1745.0	15.55	15.32	15.41						
		1715.0	15.47	15.17	15.35						
	1RB_0	1775.0	15.41	15.19	15.36						
		1745.0	15.43	15.21	15.33						
		1715.0	14.97	14.72	14.88						
	25RB_25	1775.0	15.26	15.02	15.18				15.8	15.8	15.8
		1745.0	15.42	15.23	15.28						
		1715.0	15.30	15.09	15.20						
	25RB_12	1775.0	15.38	15.14	15.31						
		1745.0	15.55	15.34	15.40						
		1715.0	15.35	15.09	15.24						
	25RB_0	1775.0	15.40	15.13	15.29						
		1745.0	15.56	15.29	15.40						
		1715.0	15.19	14.98	15.09						
	50RB_0	1775.0	15.31	15.05	15.18						
		1745.0	15.53	15.31	15.44						
		1715.0	15.32	15.06	15.18						



Ant.1 - Power Level A1								
LTE Band 66			Actual output Power (dBm)			Tune up		
Band -width	RB No. / RB offset	Frequency (MHz)	Modulation			Modulation		
			QPSK	16QAM	64QAM	QPSK	16QAM	64QAM
15 MHz	1RB_74	1772.5	15.34	15.10	15.23	15.8	15.8	15.8
		1745.0	15.38	15.14	15.23			
		1717.5	15.42	15.13	15.25			
	1RB_37	1772.5	15.48	15.23	15.35			
		1745.0	15.58	15.28	15.43			
		1717.5	15.42	15.21	15.27			
	1RB_0	1772.5	15.43	15.22	15.31			
		1745.0	15.49	15.21	15.30			
		1717.5	14.95	14.76	14.87			
	36RB_38	1772.5	15.30	15.03	15.17	15.8	15.8	15.8
		1745.0	15.41	15.22	15.34			
		1717.5	15.25	15.02	15.13			
	36RB_19	1772.5	15.39	15.20	15.29			
		1745.0	15.55	15.30	15.43			
		1717.5	15.40	15.13	15.20			
	36RB_0	1772.5	15.35	15.17	15.24			
		1745.0	15.57	15.30	15.41			
		1717.5	15.22	14.99	15.08			
	75RB_0	1772.5	15.30	15.10	15.23			
		1745.0	15.54	15.31	15.43			
		1717.5	15.35	15.06	15.16			



Ant.1 - Power Level A1											
LTE Band 66			Actual output Power (dBm)			Tune up					
Band -width	RB No. / RB offset	Frequency (MHz)	Modulation			Modulation					
			QPSK	16QAM	64QAM	QPSK	16QAM	64QAM			
20 MHz	1RB_99	1770.0	15.33	15.12	15.20	<b>15.8</b>	<b>15.8</b>	<b>15.8</b>			
		1745.0	15.37	15.11	15.22						
		1720.0	15.41	15.16	15.31						
	1RB_50	1770.0	15.50	15.27	15.34						
		1745.0	<b>15.54</b>	15.27	15.38						
		1720.0	15.44	15.17	15.32						
	1RB_0	1770.0	15.45	15.22	15.29						
		1745.0	15.45	15.20	15.29						
		1720.0	14.98	14.71	14.85						
	50RB_50	1770.0	15.27	15.04	15.15				<b>15.8</b>	<b>15.8</b>	<b>15.8</b>
		1745.0	15.44	15.16	15.33						
		1720.0	15.29	15.02	15.14						
	50RB_25	1770.0	15.41	15.16	15.25						
		1745.0	<b>15.56</b>	15.33	15.45						
		1720.0	15.36	15.16	15.25						
	50RB_0	1770.0	15.39	15.12	15.29						
		1745.0	15.54	15.27	15.41						
		1720.0	15.22	14.97	15.06						
	100RB_0	1770.0	15.33	15.10	15.23						
		1745.0	15.54	15.32	15.39						
		1720.0	15.31	15.06	15.21						



Ant.1 - Power Level A2								
LTE Band 66			Actual output Power (dBm)			Tune up		
Band -width	RB No. / RB offset	Frequency (MHz)	Modulation			Modulation		
			QPSK	16QAM	64QAM	QPSK	16QAM	64QAM
1.4 MHz	1RB_5	1779.3	14.12	14.08	14.19	14.8	14.8	14.8
		1745.0	13.98	14.40	14.47			
		1710.7	14.25	14.18	14.24			
	1RB_3	1779.3	14.48	14.63	14.57			
		1745.0	14.55	14.54	14.50			
		1710.7	14.32	14.69	14.61			
	1RB_0	1779.3	13.97	14.38	14.42			
		1745.0	14.26	14.29	14.26			
		1710.7	14.06	14.13	14.35			
	3RB_3	1779.3	14.22	14.01	14.01			
		1745.0	14.28	14.00	14.22			
		1710.7	14.11	14.22	14.05			
	3RB_1	1779.3	14.34	14.65	14.69			
		1745.0	14.35	14.13	14.19			
		1710.7	14.28	14.36	14.40			
	3RB_0	1779.3	14.22	14.46	14.50			
		1745.0	14.28	14.27	14.27			
		1710.7	14.28	14.04	14.23			
	6RB_0	1779.3	14.24	14.34	14.35	14.8	14.8	14.8
		1745.0	14.32	14.09	13.99			
		1710.7	14.14	14.32	14.12			



Ant.1 - Power Level A2								
LTE Band 66			Actual output Power (dBm)			Tune up		
Band -width	RB No. / RB offset	Frequency (MHz)	Modulation			Modulation		
			QPSK	16QAM	64QAM	QPSK	16QAM	64QAM
3 MHz	1RB_14	1778.5	14.12	14.07	14.17	14.8	14.8	14.8
		1745.0	13.99	14.43	14.47			
		1711.5	14.30	14.17	14.26			
	1RB_7	1778.5	14.51	14.65	14.56			
		1745.0	14.50	14.52	14.49			
		1711.5	14.29	14.67	14.56			
	1RB_0	1778.5	14.01	14.40	14.42			
		1745.0	14.21	14.35	14.24			
		1711.5	14.03	14.16	14.32			
	8RB_7	1778.5	14.21	14.02	14.01	14.8	14.8	14.8
		1745.0	14.28	14.05	14.25			
		1711.5	14.15	14.25	14.08			
	8RB_4	1778.5	14.35	14.69	14.68			
		1745.0	14.41	14.14	14.20			
		1711.5	14.32	14.33	14.45			
	8RB_0	1778.5	14.25	14.42	14.52			
		1745.0	14.33	14.22	14.28			
		1711.5	14.27	14.03	14.18			
	15RB_0	1778.5	14.24	14.36	14.34			
		1745.0	14.29	14.15	14.04			
		1711.5	14.17	14.32	14.05			



Ant.1 - Power Level A2								
LTE Band 66			Actual output Power (dBm)			Tune up		
Band -width	RB No. / RB offset	Frequency (MHz)	Modulation			Modulation		
			QPSK	16QAM	64QAM	QPSK	16QAM	64QAM
5 MHz	1RB_24	1777.5	14.11	14.11	14.18	14.8	14.8	14.8
		1745.0	14.02	14.41	14.51			
		1712.5	14.30	14.13	14.28			
	1RB_12	1777.5	14.46	14.62	14.57			
		1745.0	14.53	14.53	14.47			
		1712.5	14.30	14.67	14.59			
	1RB_0	1777.5	14.01	14.40	14.41			
		1745.0	14.23	14.30	14.29			
		1712.5	14.08	14.16	14.32			
	12RB_13	1777.5	14.17	14.02	14.02	14.8	14.8	14.8
		1745.0	14.25	14.08	14.24			
		1712.5	14.19	14.26	14.12			
	12RB_6	1777.5	14.37	14.69	14.73			
		1745.0	14.40	14.08	14.21			
		1712.5	14.28	14.32	14.45			
	12RB_0	1777.5	14.23	14.43	14.53			
		1745.0	14.31	14.24	14.30			
		1712.5	14.30	14.02	14.23			
	25RB_0	1777.5	14.21	14.39	14.30			
		1745.0	14.29	14.14	13.97			
		1712.5	14.16	14.29	14.13			



Ant.1 - Power Level A2								
LTE Band 66			Actual output Power (dBm)			Tune up		
Band -width	RB No. / RB offset	Frequency (MHz)	Modulation			Modulation		
			QPSK	16QAM	64QAM	QPSK	16QAM	64QAM
10 MHz	1RB_49	1775.0	14.14	14.08	14.18	14.8	14.8	14.8
		1745.0	14.01	14.43	14.48			
		1715.0	14.29	14.13	14.27			
	1RB_24	1775.0	14.50	14.62	14.61			
		1745.0	14.51	14.51	14.52			
		1715.0	14.31	14.64	14.61			
	1RB_0	1775.0	13.99	14.39	14.44			
		1745.0	14.26	14.34	14.30			
		1715.0	14.10	14.14	14.35			
	25RB_25	1775.0	14.20	14.06	14.03	14.8	14.8	14.8
		1745.0	14.26	14.01	14.23			
		1715.0	14.13	14.26	14.12			
	25RB_12	1775.0	14.37	14.69	14.71			
		1745.0	14.38	14.11	14.19			
		1715.0	14.31	14.35	14.44			
	25RB_0	1775.0	14.27	14.44	14.50			
		1745.0	14.29	14.20	14.31			
		1715.0	14.28	14.01	14.22			
	50RB_0	1775.0	14.27	14.33	14.32			
		1745.0	14.32	14.08	13.98			
		1715.0	14.13	14.26	14.10			





Ant.1 - Power Level A2								
LTE Band 66			Actual output Power (dBm)			Tune up		
Band -width	RB No. / RB offset	Frequency (MHz)	Modulation			Modulation		
			QPSK	16QAM	64QAM	QPSK	16QAM	64QAM
15 MHz	1RB_74	1772.5	14.11	14.10	14.15	14.8	14.8	14.8
		1745.0	14.03	14.44	14.51			
		1717.5	14.31	14.16	14.28			
	1RB_37	1772.5	14.50	14.60	14.58			
		1745.0	14.54	14.50	14.51			
		1717.5	14.33	14.68	14.60			
	1RB_0	1772.5	13.98	14.38	14.42			
		1745.0	14.29	14.28	14.28			
		1717.5	14.08	14.16	14.36			
	36RB_38	1772.5	14.20	14.07	14.01	14.8	14.8	14.8
		1745.0	14.30	14.03	14.22			
		1717.5	14.16	14.23	14.08			
	36RB_19	1772.5	14.33	14.68	14.71			
		1745.0	14.40	14.11	14.24			
		1717.5	14.31	14.34	14.40			
	36RB_0	1772.5	14.27	14.46	14.49			
		1745.0	14.32	14.24	14.35			
		1717.5	14.27	14.01	14.21			
	75RB_0	1772.5	14.28	14.39	14.29			
		1745.0	14.32	14.16	13.97			
		1717.5	14.20	14.32	14.10			



Ant.1 - Power Level A2								
LTE Band 66			Actual output Power (dBm)			Tune up		
Band -width	RB No. / RB offset	Frequency (MHz)	Modulation			Modulation		
			QPSK	16QAM	64QAM	QPSK	16QAM	64QAM
20 MHz	1RB_99	1770.0	14.12	14.08	14.15	<b>14.8</b>	<b>14.8</b>	<b>14.8</b>
		1745.0	14.02	14.43	14.49			
		1720.0	14.27	14.17	14.25			
	1RB_50	1770.0	14.47	14.62	14.57			
		1745.0	<b>14.54</b>	14.52	14.51			
		1720.0	14.32	14.67	14.59			
	1RB_0	1770.0	14.01	14.41	14.41			
		1745.0	14.25	14.31	14.27			
		1720.0	14.06	14.16	14.33			
	50RB_50	1770.0	14.19	14.05	14.00	<b>14.8</b>	<b>14.8</b>	<b>14.8</b>
		1745.0	14.28	14.04	14.22			
		1720.0	14.15	14.22	14.09			
	50RB_25	1770.0	14.36	14.68	14.71			
		1745.0	<b>14.39</b>	14.11	14.22			
		1720.0	14.30	14.34	14.43			
	50RB_0	1770.0	14.25	14.45	14.53			
		1745.0	14.31	14.23	14.31			
		1720.0	14.28	14.04	14.21			
	100RB_0	1770.0	14.24	14.37	14.32			
		1745.0	14.30	14.12	14.00			
		1720.0	14.16	14.29	14.09			



<b>Ant.1 - Power Level B1</b>								
<b>LTE Band 66</b>			<b>Actual output Power (dBm)</b>			<b>Tune up</b>		
<b>Band -width</b>	<b>RB No. / RB offset</b>	<b>Frequency (MHz)</b>	<b>Modulation</b>			<b>Modulation</b>		
			<b>QPSK</b>	<b>16QAM</b>	<b>64QAM</b>	<b>QPSK</b>	<b>16QAM</b>	<b>64QAM</b>
<b>1.4 MHz</b>	<b>1RB_5</b>	1779.3	18.93	18.77	18.80	<b>19.3</b>	<b>19.3</b>	<b>19.3</b>
		1745.0	19.04	18.87	18.89			
		1710.7	18.96	18.80	18.81			
	<b>1RB_3</b>	1779.3	19.11	18.88	19.01			
		1745.0	19.16	19.03	19.07			
		1710.7	18.96	18.79	18.90			
	<b>1RB_0</b>	1779.3	19.09	18.85	18.95			
		1745.0	19.13	18.97	18.98			
		1710.7	18.86	18.72	18.79			
	<b>3RB_3</b>	1779.3	18.94	18.73	18.79			
		1745.0	19.12	18.99	19.07			
		1710.7	18.87	18.68	18.83			
	<b>3RB_1</b>	1779.3	19.04	18.84	18.86			
		1745.0	19.12	18.92	18.99			
		1710.7	18.95	18.82	18.86			
	<b>3RB_0</b>	1779.3	19.07	18.88	18.91			
		1745.0	19.26	19.09	19.14			
		1710.7	18.94	18.70	18.76			
	<b>6RB_0</b>	1779.3	19.01	18.82	18.91			
		1745.0	19.12	18.96	19.03			
		1710.7	18.93	18.77	18.85			



<b>Ant.1 - Power Level B1</b>								
<b>LTE Band 66</b>			<b>Actual output Power (dBm)</b>			<b>Tune up</b>		
<b>Band -width</b>	<b>RB No. / RB offset</b>	<b>Frequency (MHz)</b>	<b>Modulation</b>			<b>Modulation</b>		
			<b>QPSK</b>	<b>16QAM</b>	<b>64QAM</b>	<b>QPSK</b>	<b>16QAM</b>	<b>64QAM</b>
<b>3 MHz</b>	<b>1RB_14</b>	1778.5	18.91	18.76	18.84	<b>19.3</b>	<b>19.3</b>	<b>19.3</b>
		1745.0	19.01	18.82	18.91			
		1711.5	18.96	18.76	18.85			
	<b>1RB_7</b>	1778.5	19.07	18.91	18.96			
		1745.0	19.17	18.95	19.06			
		1711.5	19.00	18.78	18.86			
	<b>1RB_0</b>	1778.5	19.10	18.85	18.93			
		1745.0	19.11	18.90	19.04			
		1711.5	18.84	18.72	18.81			
	<b>8RB_7</b>	1778.5	18.94	18.74	18.81	<b>19.3</b>	<b>19.3</b>	<b>19.3</b>
		1745.0	19.14	18.98	18.99			
		1711.5	18.86	18.70	18.82			
	<b>8RB_4</b>	1778.5	19.04	18.79	18.86			
		1745.0	19.13	18.92	19.04			
		1711.5	18.94	18.78	18.85			
	<b>8RB_0</b>	1778.5	19.02	18.86	18.90			
		1745.0	19.22	19.02	19.15			
		1711.5	18.88	18.72	18.79			
	<b>15RB_0</b>	1778.5	19.05	18.86	18.95			
		1745.0	19.16	18.99	19.04			
		1711.5	18.97	18.81	18.89			



Ant.1 - Power Level B1								
LTE Band 66			Actual output Power (dBm)			Tune up		
Band -width	RB No. / RB offset	Frequency (MHz)	Modulation			Modulation		
			QPSK	16QAM	64QAM	QPSK	16QAM	64QAM
5 MHz	1RB_24	1777.5	18.92	18.76	18.84	19.3	19.3	19.3
		1745.0	19.07	18.87	18.92			
		1712.5	18.95	18.73	18.86			
	1RB_12	1777.5	19.04	18.86	19.00			
		1745.0	19.15	19.00	19.03			
		1712.5	18.97	18.83	18.86			
	1RB_0	1777.5	19.07	18.85	18.94			
		1745.0	19.14	18.95	19.04			
		1712.5	18.86	18.69	18.73			
	12RB_13	1777.5	18.92	18.73	18.87	19.3	19.3	19.3
		1745.0	19.17	18.93	18.99			
		1712.5	18.89	18.72	18.79			
	12RB_6	1777.5	19.02	18.80	18.90			
		1745.0	19.12	19.00	19.01			
		1712.5	19.00	18.77	18.86			
	12RB_0	1777.5	19.06	18.86	18.93			
		1745.0	19.24	19.05	19.12			
		1712.5	18.88	18.70	18.77			
	25RB_0	1777.5	19.01	18.82	18.94			
		1745.0	19.12	18.95	19.06			
		1712.5	19.01	18.81	18.83			



Ant.1 - Power Level B1											
LTE Band 66			Actual output Power (dBm)			Tune up					
Band -width	RB No. / RB offset	Frequency (MHz)	Modulation			Modulation					
			QPSK	16QAM	64QAM	QPSK	16QAM	64QAM			
10 MHz	1RB_49	1775.0	18.97	18.77	18.85	19.3	19.3	19.3			
		1745.0	19.05	18.82	18.89						
		1715.0	18.95	18.73	18.85						
	1RB_24	1775.0	19.05	18.91	18.97						
		1745.0	19.18	18.98	19.03						
		1715.0	18.98	18.85	18.90						
	1RB_0	1775.0	19.06	18.91	18.94						
		1745.0	19.11	18.92	19.00						
		1715.0	18.88	18.71	18.77						
	25RB_25	1775.0	18.94	18.76	18.87				19.3	19.3	19.3
		1745.0	19.17	18.98	19.06						
		1715.0	18.92	18.70	18.81						
	25RB_12	1775.0	18.99	18.84	18.93						
		1745.0	19.11	18.97	19.04						
		1715.0	18.94	18.80	18.87						
	25RB_0	1775.0	19.05	18.82	18.92						
		1745.0	19.25	19.03	19.17						
		1715.0	18.92	18.69	18.78						
	50RB_0	1775.0	19.01	18.85	18.88						
		1745.0	19.12	18.96	19.01						
		1715.0	18.94	18.80	18.85						



<b>Ant.1 - Power Level B1</b>								
<b>LTE Band 66</b>			Actual output Power (dBm)			<b>Tune up</b>		
Band -width	RB No. / RB offset	Frequency (MHz)	Modulation			Modulation		
			QPSK	16QAM	64QAM	QPSK	16QAM	64QAM
15 MHz	1RB_74	1772.5	18.97	18.73	18.84	<b>19.3</b>	<b>19.3</b>	<b>19.3</b>
		1745.0	19.03	18.81	18.96			
		1717.5	18.90	18.74	18.84			
	1RB_37	1772.5	19.05	18.92	18.96			
		1745.0	19.18	18.96	19.03			
		1717.5	18.98	18.83	18.91			
	1RB_0	1772.5	19.04	18.91	18.91			
		1745.0	19.16	18.95	18.99			
		1717.5	18.90	18.70	18.73			
	36RB_38	1772.5	18.95	18.72	18.80	<b>19.3</b>	<b>19.3</b>	<b>19.3</b>
		1745.0	19.12	18.97	19.04			
		1717.5	18.91	18.72	18.80			
	36RB_19	1772.5	18.99	18.86	18.90			
		1745.0	19.15	18.97	19.04			
		1717.5	19.01	18.77	18.82			
	36RB_0	1772.5	19.05	18.86	18.97			
		1745.0	19.28	19.09	19.12			
		1717.5	18.92	18.73	18.78			
	75RB_0	1772.5	18.99	18.82	18.91			
		1745.0	19.13	19.00	19.07			
		1717.5	18.96	18.83	18.85			



Ant.1 - Power Level B1								
LTE Band 66			Actual output Power (dBm)			Tune up		
Band -width	RB No. / RB offset	Frequency (MHz)	Modulation			Modulation		
			QPSK	16QAM	64QAM	QPSK	16QAM	64QAM
20 MHz	1RB_99	1770.0	18.94	18.72	18.84	<b>19.3</b>	<b>19.3</b>	<b>19.3</b>
		1745.0	19.03	18.88	18.88			
		1720.0	18.94	18.78	18.82			
	1RB_50	1770.0	19.08	18.88	18.97			
		1745.0	<b>19.17</b>	18.98	19.05			
		1720.0	18.99	18.84	18.89			
	1RB_0	1770.0	19.06	18.85	18.97			
		1745.0	19.12	18.92	19.02			
		1720.0	18.88	18.74	18.79			
	50RB_50	1770.0	18.94	18.77	18.83	<b>19.3</b>	<b>19.3</b>	<b>19.3</b>
		1745.0	19.14	19.00	19.00			
		1720.0	18.90	18.70	18.79			
	50RB_25	1770.0	19.00	18.81	18.88			
		1745.0	19.14	18.98	19.05			
		1720.0	18.97	18.79	18.84			
	50RB_0	1770.0	19.04	18.85	18.95			
		1745.0	<b>19.24</b>	19.08	19.14			
		1720.0	18.91	18.75	18.77			
	100RB_0	1770.0	19.02	18.80	18.89			
		1745.0	19.15	18.96	19.03			
		1720.0	18.97	18.82	18.87			





<b>Ant.1 - Power Level B2</b>								
<b>LTE Band 66</b>			Actual output Power (dBm)			<b>Tune up</b>		
Band -width	RB No. / RB offset	Frequency (MHz)	Modulation			Modulation		
			QPSK	16QAM	64QAM	QPSK	16QAM	64QAM
1.4 MHz	1RB_5	1779.3	17.29	16.98	17.36	<b>17.8</b>	<b>17.8</b>	<b>17.8</b>
		1745.0	17.55	17.17	17.50			
		1710.7	17.49	17.14	17.73			
	1RB_3	1779.3	17.53	17.35	17.47			
		1745.0	17.65	17.33	17.55			
		1710.7	17.49	17.25	17.71			
	1RB_0	1779.3	17.46	17.35	17.58			
		1745.0	17.59	17.32	17.59			
		1710.7	17.12	17.04	17.39			
	3RB_3	1779.3	17.32	17.39	17.41			
		1745.0	17.51	17.56	17.63			
		1710.7	17.31	17.36	17.26			
	3RB_1	1779.3	17.39	17.37	17.53			
		1745.0	17.56	17.67	17.73			
		1710.7	17.34	17.28	17.40			
	3RB_0	1779.3	17.47	17.49	17.64			
		1745.0	17.57	17.54	17.61			
		1710.7	17.28	17.37	17.36			
	6RB_0	1779.3	17.34	17.48	17.43	<b>17.8</b>	<b>17.8</b>	<b>17.8</b>
		1745.0	17.62	17.63	17.62			
		1710.7	17.31	17.26	17.51			



Ant.1 - Power Level B2								
LTE Band 66			Actual output Power (dBm)			Tune up		
Band -width	RB No. / RB offset	Frequency (MHz)	Modulation			Modulation		
			QPSK	16QAM	64QAM	QPSK	16QAM	64QAM
3 MHz	1RB_14	1778.5	17.29	16.99	17.40	17.8	17.8	17.8
		1745.0	17.47	17.20	17.49			
		1711.5	17.50	17.18	17.72			
	1RB_7	1778.5	17.47	17.35	17.48			
		1745.0	17.64	17.27	17.51			
		1711.5	17.43	17.25	17.70			
	1RB_0	1778.5	17.46	17.38	17.55			
		1745.0	17.64	17.30	17.62			
		1711.5	17.14	17.07	17.39			
	8RB_7	1778.5	17.26	17.31	17.38	17.8	17.8	17.8
		1745.0	17.52	17.58	17.62			
		1711.5	17.25	17.33	17.30			
	8RB_4	1778.5	17.43	17.42	17.49			
		1745.0	17.55	17.67	17.76			
		1711.5	17.39	17.25	17.45			
	8RB_0	1778.5	17.45	17.48	17.64			
		1745.0	17.60	17.52	17.61			
		1711.5	17.30	17.38	17.36			
	15RB_0	1778.5	17.34	17.50	17.46			
		1745.0	17.62	17.66	17.65			
		1711.5	17.32	17.27	17.50			



<b>Ant.1 - Power Level B2</b>											
<b>LTE Band 66</b>			<b>Actual output Power (dBm)</b>			<b>Tune up</b>					
<b>Band -width</b>	<b>RB No. / RB offset</b>	<b>Frequency (MHz)</b>	<b>Modulation</b>			<b>Modulation</b>					
			<b>QPSK</b>	<b>16QAM</b>	<b>64QAM</b>	<b>QPSK</b>	<b>16QAM</b>	<b>64QAM</b>			
<b>5 MHz</b>	<b>1RB_24</b>	1777.5	17.29	16.99	17.34	<b>17.8</b>	<b>17.8</b>	<b>17.8</b>			
		1745.0	17.52	17.21	17.43						
		1712.5	17.48	17.15	17.73						
	<b>1RB_12</b>	1777.5	17.49	17.34	17.46						
		1745.0	17.67	17.32	17.52						
		1712.5	17.46	17.24	17.72						
	<b>1RB_0</b>	1777.5	17.50	17.38	17.59						
		1745.0	17.60	17.31	17.61						
		1712.5	17.12	17.07	17.42						
	<b>12RB_13</b>	1777.5	17.27	17.35	17.38				<b>17.8</b>	<b>17.8</b>	<b>17.8</b>
		1745.0	17.50	17.53	17.57						
		1712.5	17.27	17.33	17.27						
	<b>12RB_6</b>	1777.5	17.44	17.39	17.49						
		1745.0	17.53	17.71	17.74						
		1712.5	17.38	17.26	17.40						
	<b>12RB_0</b>	1777.5	17.43	17.47	17.64						
		1745.0	17.59	17.53	17.61						
		1712.5	17.28	17.43	17.34						
	<b>25RB_0</b>	1777.5	17.35	17.49	17.46						
		1745.0	17.57	17.62	17.66						
		1712.5	17.32	17.22	17.54						



Ant.1 - Power Level B2								
LTE Band 66			Actual output Power (dBm)			Tune up		
Band -width	RB No. / RB offset	Frequency (MHz)	Modulation			Modulation		
			QPSK	16QAM	64QAM	QPSK	16QAM	64QAM
10 MHz	1RB_49	1775.0	17.25	16.97	17.34	17.8	17.8	17.8
		1745.0	17.49	17.21	17.47			
		1715.0	17.51	17.17	17.76			
	1RB_24	1775.0	17.47	17.42	17.47			
		1745.0	17.61	17.30	17.55			
		1715.0	17.50	17.20	17.72			
	1RB_0	1775.0	17.47	17.39	17.55			
		1745.0	17.63	17.26	17.63			
		1715.0	17.09	17.03	17.37			
	25RB_25	1775.0	17.30	17.32	17.33	17.8	17.8	17.8
		1745.0	17.53	17.57	17.63			
		1715.0	17.31	17.32	17.23			
	25RB_12	1775.0	17.39	17.36	17.52			
		1745.0	17.54	17.70	17.76			
		1715.0	17.39	17.31	17.39			
	25RB_0	1775.0	17.43	17.48	17.61			
		1745.0	17.63	17.53	17.58			
		1715.0	17.23	17.37	17.30			
	50RB_0	1775.0	17.34	17.49	17.39			
		1745.0	17.63	17.64	17.67			
		1715.0	17.29	17.24	17.55			



Ant.1 - Power Level B2								
LTE Band 66			Actual output Power (dBm)			Tune up		
Band -width	RB No. / RB offset	Frequency (MHz)	Modulation			Modulation		
			QPSK	16QAM	64QAM	QPSK	16QAM	64QAM
15 MHz	1RB_74	1772.5	17.28	16.97	17.41	17.8	17.8	17.8
		1745.0	17.51	17.18	17.49			
		1717.5	17.56	17.14	17.76			
	1RB_37	1772.5	17.45	17.42	17.47			
		1745.0	17.62	17.26	17.54			
		1717.5	17.49	17.21	17.65			
	1RB_0	1772.5	17.48	17.37	17.55			
		1745.0	17.60	17.30	17.60			
		1717.5	17.10	17.05	17.43			
	36RB_38	1772.5	17.30	17.36	17.38	17.8	17.8	17.8
		1745.0	17.52	17.53	17.64			
		1717.5	17.27	17.31	17.26			
	36RB_19	1772.5	17.40	17.40	17.46			
		1745.0	17.57	17.68	17.77			
		1717.5	17.36	17.30	17.42			
	36RB_0	1772.5	17.43	17.49	17.67			
		1745.0	17.60	17.60	17.60			
		1717.5	17.24	17.39	17.34			
	75RB_0	1772.5	17.33	17.46	17.44			
		1745.0	17.58	17.63	17.65			
		1717.5	17.28	17.22	17.48			



Ant.1 - Power Level B2											
LTE Band 66			Actual output Power (dBm)			Tune up					
Band -width	RB No. / RB offset	Frequency (MHz)	Modulation			Modulation					
			QPSK	16QAM	64QAM	QPSK	16QAM	64QAM			
20 MHz	1RB_99	1770.0	17.29	17.00	17.37	<b>17.8</b>	<b>17.8</b>	<b>17.8</b>			
		1745.0	17.51	17.18	17.46						
		1720.0	17.52	17.17	17.73						
	1RB_50	1770.0	17.49	17.38	17.45						
		1745.0	<b>17.64</b>	17.30	17.53						
		1720.0	17.46	17.22	17.68						
	1RB_0	1770.0	17.49	17.37	17.58						
		1745.0	17.61	17.29	17.62						
		1720.0	17.10	17.03	17.39						
	50RB_50	1770.0	17.28	17.35	17.37				<b>17.8</b>	<b>17.8</b>	<b>17.8</b>
		1745.0	17.50	17.56	17.60						
		1720.0	17.28	17.35	17.27						
	50RB_25	1770.0	17.43	17.39	17.49						
		1745.0	17.55	17.68	17.73						
		1720.0	17.36	17.29	17.42						
	50RB_0	1770.0	17.45	17.51	17.63						
		1745.0	<b>17.60</b>	17.56	17.61						
		1720.0	17.27	17.40	17.33						
	100RB_0	1770.0	17.33	17.49	17.43						
		1745.0	17.60	17.65	17.63						
		1720.0	17.32	17.26	17.52						



Ant.0 - Power Level A1/A2								
LTE Band 66			Actual output Power (dBm)			Tune up		
Band -width	RB No. / RB offset	Frequency (MHz)	Modulation			Modulation		
			QPSK	16QAM	64QAM	QPSK	16QAM	64QAM
1.4 MHz	1RB_5	1779.3	23.43	22.14	21.39	23.8	22.8	21.8
		1745.0	23.44	22.61	21.56			
		1710.7	23.16	21.85	21.47			
	1RB_3	1779.3	23.43	22.27	21.48			
		1745.0	23.49	22.29	21.45			
		1710.7	23.19	22.37	21.49			
	1RB_0	1779.3	23.29	22.16	21.41			
		1745.0	23.38	22.18	21.60			
		1710.7	23.02	22.34	21.33			
	3RB_3	1779.3	23.28	22.32	21.21			
		1745.0	23.54	22.31	21.29			
		1710.7	23.26	22.00	20.87			
	3RB_1	1779.3	23.33	22.38	21.25			
		1745.0	23.38	22.51	21.44			
		1710.7	23.35	22.14	20.97			
	3RB_0	1779.3	23.41	22.35	20.60			
		1745.0	23.41	22.37	20.84			
		1710.7	23.17	21.94	21.03			
	6RB_0	1779.3	22.29	21.00	19.98	22.8	21.8	20.8
		1745.0	22.41	21.35	20.20			
		1710.7	22.10	21.28	19.97			



Ant.0 - Power Level A1/A2								
LTE Band 66			Actual output Power (dBm)			Tune up		
Band -width	RB No. / RB offset	Frequency (MHz)	Modulation			Modulation		
			QPSK	16QAM	64QAM	QPSK	16QAM	64QAM
3 MHz	1RB_14	1778.5	23.29	21.99	20.99	23.8	22.8	21.8
		1745.0	23.43	22.65	21.27			
		1711.5	23.07	22.36	20.96			
	1RB_7	1778.5	23.42	22.28	20.72			
		1745.0	23.40	22.62	21.32			
		1711.5	23.06	22.25	21.03			
	1RB_0	1778.5	23.30	22.03	21.03			
		1745.0	23.28	22.65	21.30			
		1711.5	22.99	22.25	21.05			
	8RB_7	1778.5	22.30	21.15	20.09	22.8	21.8	20.8
		1745.0	22.51	21.53	20.24			
		1711.5	22.17	21.33	19.91			
	8RB_4	1778.5	22.22	21.11	20.10			
		1745.0	22.43	21.64	20.29			
		1711.5	22.10	21.37	19.98			
	8RB_0	1778.5	22.35	21.15	20.25			
		1745.0	22.44	21.08	20.25			
		1711.5	22.27	21.14	19.94			
15RB_0	1778.5	22.28	20.92	20.14				
	1745.0	22.49	21.38	20.46				
	1711.5	22.12	21.16	20.09				





Ant.0 - Power Level A1/A2								
LTE Band 66			Actual output Power (dBm)			Tune up		
Band -width	RB No. / RB offset	Frequency (MHz)	Modulation			Modulation		
			QPSK	16QAM	64QAM	QPSK	16QAM	64QAM
5 MHz	1RB_24	1777.5	23.11	22.09	20.93	23.8	22.8	21.8
		1745.0	23.43	22.09	21.15			
		1712.5	23.03	21.89	21.32			
	1RB_12	1777.5	23.43	22.41	21.40			
		1745.0	23.59	22.37	21.35			
		1712.5	23.20	21.99	21.10			
	1RB_0	1777.5	23.17	22.20	20.98			
		1745.0	23.48	22.28	20.60			
		1712.5	22.82	22.00	20.99			
	12RB_13	1777.5	22.26	21.09	20.03	22.8	21.8	20.8
		1745.0	22.43	21.37	20.42			
		1712.5	22.10	21.13	20.08			
	12RB_6	1777.5	22.35	21.16	20.13			
		1745.0	22.55	21.55	20.50			
		1712.5	22.18	21.20	20.12			
	12RB_0	1777.5	22.47	21.12	20.14			
		1745.0	22.39	21.43	20.46			
		1712.5	22.21	21.15	20.13			
	25RB_0	1777.5	22.29	21.42	20.32			
		1745.0	22.47	21.62	20.15			
		1712.5	22.24	21.05	20.13			



Ant.0 - Power Level A1/A2								
LTE Band 66			Actual output Power (dBm)			Tune up		
Band -width	RB No. / RB offset	Frequency (MHz)	Modulation			Modulation		
			QPSK	16QAM	64QAM	QPSK	16QAM	64QAM
10 MHz	1RB_49	1775.0	23.30	22.00	21.02	<b>23.8</b>	<b>22.8</b>	<b>21.8</b>
		1745.0	23.48	22.35	21.64			
		1715.0	23.35	22.12	21.06			
	1RB_24	1775.0	23.40	22.13	21.35			
		1745.0	23.60	22.37	21.48			
		1715.0	23.30	22.13	21.26			
	1RB_0	1775.0	23.44	22.06	21.54			
		1745.0	23.60	22.32	21.38			
		1715.0	23.17	22.18	21.09			
	25RB_25	1775.0	22.32	21.12	20.34	<b>22.8</b>	<b>21.8</b>	<b>20.8</b>
		1745.0	22.47	21.29	20.50			
		1715.0	22.33	21.21	20.37			
	25RB_12	1775.0	22.37	21.20	20.39			
		1745.0	22.56	21.32	20.59			
		1715.0	22.20	21.23	20.21			
	25RB_0	1775.0	22.38	21.22	20.38			
		1745.0	22.61	21.28	20.54			
		1715.0	22.27	21.27	20.26			
	50RB_0	1775.0	22.34	21.38	20.15			
		1745.0	22.59	21.51	20.49			
		1715.0	22.21	21.24	20.00			



Ant.0 - Power Level A1/A2								
LTE Band 66			Actual output Power (dBm)			Tune up		
Band -width	RB No. / RB offset	Frequency (MHz)	Modulation			Modulation		
			QPSK	16QAM	64QAM	QPSK	16QAM	64QAM
15 MHz	1RB_74	1772.5	23.14	22.08	21.34	23.8	22.8	21.8
		1745.0	23.27	22.23	21.64			
		1717.5	23.29	22.14	21.09			
	1RB_37	1772.5	23.28	22.22	21.45			
		1745.0	23.26	22.38	21.63			
		1717.5	23.28	22.15	21.40			
	1RB_0	1772.5	23.37	22.36	21.63			
		1745.0	23.45	22.18	21.35			
		1717.5	23.26	21.96	21.13			
	36RB_38	1772.5	22.31	21.21	20.28	22.8	21.8	20.8
		1745.0	22.53	21.44	20.38			
		1717.5	22.32	21.20	20.31			
	36RB_19	1772.5	22.29	21.24	20.26			
		1745.0	22.53	21.41	20.40			
		1717.5	22.25	21.19	20.27			
	36RB_0	1772.5	22.39	21.30	20.32			
		1745.0	22.55	21.44	20.36			
		1717.5	22.21	21.14	20.17			
	75RB_0	1772.5	22.33	21.35	20.44			
		1745.0	22.54	21.38	20.43			
		1717.5	22.24	21.31	20.10			



Ant.0 - Power Level A1/A2								
LTE Band 66			Actual output Power (dBm)			Tune up		
Band -width	RB No. / RB offset	Frequency (MHz)	Modulation			Modulation		
			QPSK	16QAM	64QAM	QPSK	16QAM	64QAM
20 MHz	1RB_99	1770.0	23.33	22.07	21.19	<b>23.8</b>	<b>22.8</b>	<b>21.8</b>
		1745.0	23.52	22.23	21.65			
		1720.0	23.34	21.90	21.05			
	1RB_50	1770.0	23.59	22.51	21.65			
		1745.0	23.54	22.37	21.44			
		1720.0	23.49	22.14	21.54			
	1RB_0	1770.0	23.62	22.38	21.33			
		1745.0	<b>23.66</b>	22.41	21.36			
		1720.0	23.30	21.90	20.95			
	50RB_50	1770.0	22.21	21.27	20.16	<b>22.8</b>	<b>21.8</b>	<b>20.8</b>
		1745.0	22.38	21.44	20.27			
		1720.0	22.40	21.22	20.21			
	50RB_25	1770.0	22.43	21.31	20.11			
		1745.0	<b>22.48</b>	21.45	20.30			
		1720.0	22.40	21.19	20.19			
	50RB_0	1770.0	22.34	21.35	20.14			
		1745.0	22.45	21.44	20.34			
		1720.0	22.34	21.15	20.20			
	100RB_0	1770.0	22.50	21.29	20.14			
		1745.0	22.69	21.35	20.35			
		1720.0	22.44	21.13	20.19			



Ant.0 - Power Level B1								
LTE Band 66			Actual output Power (dBm)			Tune up		
Band -width	RB No. / RB offset	Frequency (MHz)	Modulation			Modulation		
			QPSK	16QAM	64QAM	QPSK	16QAM	64QAM
1.4 MHz	1RB_5	1779.3	20.67	20.48	20.59	21.3	21.3	21.3
		1745.0	20.83	20.64	20.61			
		1710.7	20.63	20.50	20.62			
	1RB_3	1779.3	20.72	20.58	20.58			
		1745.0	20.87	20.77	20.61			
		1710.7	20.72	20.52	20.56			
	1RB_0	1779.3	20.72	20.55	20.59			
		1745.0	20.89	20.73	20.58			
		1710.7	20.60	20.41	20.56			
	3RB_3	1779.3	20.65	20.54	20.58			
		1745.0	20.85	20.65	20.57			
		1710.7	20.64	20.47	20.61			
	3RB_1	1779.3	20.65	20.52	20.60			
		1745.0	20.91	20.71	20.60			
		1710.7	20.64	20.47	20.56			
	3RB_0	1779.3	20.82	20.61	20.61			
		1745.0	20.91	20.72	20.62			
		1710.7	20.65	20.44	20.56			
	6RB_0	1779.3	20.67	20.50	20.17	21.3	21.3	20.8
		1745.0	20.97	20.75	20.41			
		1710.7	20.66	20.48	20.11			



Ant.0 - Power Level B1								
LTE Band 66			Actual output Power (dBm)			Tune up		
Band -width	RB No. / RB offset	Frequency (MHz)	Modulation			Modulation		
			QPSK	16QAM	64QAM	QPSK	16QAM	64QAM
3 MHz	1RB_14	1778.5	20.69	20.54	20.57	21.3	21.3	21.3
		1745.0	20.83	20.62	20.69			
		1711.5	20.63	20.45	20.53			
	1RB_7	1778.5	20.76	20.55	20.66			
		1745.0	20.91	20.70	20.81			
		1711.5	20.71	20.51	20.62			
	1RB_0	1778.5	20.77	20.57	20.64			
		1745.0	20.87	20.72	20.83			
		1711.5	20.60	20.47	20.50			
	8RB_7	1778.5	20.69	20.53	20.11	21.3	21.3	20.8
		1745.0	20.83	20.63	20.25			
		1711.5	20.69	20.51	20.08			
	8RB_4	1778.5	20.65	20.55	20.12			
		1745.0	20.93	20.71	20.39			
		1711.5	20.63	20.42	20.07			
	8RB_0	1778.5	20.79	20.66	20.27			
		1745.0	20.94	20.72	20.34			
		1711.5	20.60	20.41	20.03			
	15RB_0	1778.5	20.68	20.51	20.18			
		1745.0	20.95	20.81	20.42			
		1711.5	20.64	20.50	20.10			



<b>Ant.0 - Power Level B1</b>								
<b>LTE Band 66</b>			<b>Actual output Power (dBm)</b>			<b>Tune up</b>		
<b>Band -width</b>	<b>RB No. / RB offset</b>	<b>Frequency (MHz)</b>	<b>Modulation</b>			<b>Modulation</b>		
			<b>QPSK</b>	<b>16QAM</b>	<b>64QAM</b>	<b>QPSK</b>	<b>16QAM</b>	<b>64QAM</b>
<b>5 MHz</b>	<b>1RB_24</b>	1777.5	20.66	20.49	20.57	<b>21.3</b>	<b>21.3</b>	<b>21.3</b>
		1745.0	20.83	20.69	20.70			
		1712.5	20.61	20.49	20.55			
	<b>1RB_12</b>	1777.5	20.77	20.57	20.67			
		1745.0	20.87	20.76	20.78			
		1712.5	20.71	20.49	20.63			
	<b>1RB_0</b>	1777.5	20.74	20.56	20.68			
		1745.0	20.86	20.72	20.80			
		1712.5	20.57	20.48	20.54			
	<b>12RB_13</b>	1777.5	20.71	20.52	20.09	<b>21.3</b>	<b>21.3</b>	<b>20.8</b>
		1745.0	20.82	20.63	20.30			
		1712.5	20.65	20.50	20.07			
	<b>12RB_6</b>	1777.5	20.72	20.54	20.11			
		1745.0	20.92	20.76	20.39			
		1712.5	20.58	20.48	20.09			
	<b>12RB_0</b>	1777.5	20.81	20.66	20.27			
		1745.0	20.88	20.72	20.33			
		1712.5	20.61	20.48	20.08			
	<b>25RB_0</b>	1777.5	20.68	20.55	20.15			
		1745.0	20.97	20.80	20.35			
		1712.5	20.68	20.51	20.07			



<b>Ant.0 - Power Level B1</b>								
<b>LTE Band 66</b>			<b>Actual output Power (dBm)</b>			<b>Tune up</b>		
<b>Band -width</b>	<b>RB No. / RB offset</b>	<b>Frequency (MHz)</b>	<b>Modulation</b>			<b>Modulation</b>		
			<b>QPSK</b>	<b>16QAM</b>	<b>64QAM</b>	<b>QPSK</b>	<b>16QAM</b>	<b>64QAM</b>
10 MHz	1RB_49	1775.0	20.71	20.54	20.58	<b>21.3</b>	<b>21.3</b>	<b>21.3</b>
		1745.0	20.80	20.61	20.70			
		1715.0	20.65	20.46	20.55			
	1RB_24	1775.0	20.70	20.54	20.67			
		1745.0	20.88	20.73	20.83			
		1715.0	20.66	20.53	20.59			
	1RB_0	1775.0	20.75	20.60	20.69			
		1745.0	20.88	20.72	20.79			
		1715.0	20.58	20.40	20.53			
	25RB_25	1775.0	20.69	20.51	20.14	<b>21.3</b>	<b>21.3</b>	<b>20.8</b>
		1745.0	20.81	20.62	20.26			
		1715.0	20.68	20.51	20.14			
	25RB_12	1775.0	20.67	20.52	20.18			
		1745.0	20.95	20.71	20.32			
		1715.0	20.58	20.48	20.08			
	25RB_0	1775.0	20.83	20.65	20.24			
		1745.0	20.94	20.74	20.35			
		1715.0	20.61	20.44	20.03			
	50RB_0	1775.0	20.73	20.56	20.15			
		1745.0	20.97	20.74	20.42			
		1715.0	20.69	20.49	20.15			





<b>Ant.0 - Power Level B1</b>								
<b>LTE Band 66</b>			<b>Actual output Power (dBm)</b>			<b>Tune up</b>		
<b>Band -width</b>	<b>RB No. / RB offset</b>	<b>Frequency (MHz)</b>	<b>Modulation</b>			<b>Modulation</b>		
			<b>QPSK</b>	<b>16QAM</b>	<b>64QAM</b>	<b>QPSK</b>	<b>16QAM</b>	<b>64QAM</b>
15 MHz	1RB_74	1772.5	20.69	20.54	20.59	<b>21.3</b>	<b>21.3</b>	<b>21.3</b>
		1745.0	20.81	20.68	20.72			
		1717.5	20.65	20.44	20.51			
	1RB_37	1772.5	20.72	20.57	20.68			
		1745.0	20.91	20.75	20.81			
		1717.5	20.70	20.55	20.64			
	1RB_0	1772.5	20.75	20.60	20.64			
		1745.0	20.88	20.71	20.82			
		1717.5	20.62	20.42	20.48			
	36RB_38	1772.5	20.68	20.47	20.08	<b>21.3</b>	<b>21.3</b>	<b>20.8</b>
		1745.0	20.82	20.68	20.29			
		1717.5	20.66	20.47	20.07			
	36RB_19	1772.5	20.72	20.53	20.12			
		1745.0	20.93	20.77	20.33			
		1717.5	20.62	20.47	20.05			
	36RB_0	1772.5	20.84	20.65	20.25			
		1745.0	20.88	20.78	20.38			
		1717.5	20.65	20.45	20.10			
	75RB_0	1772.5	20.69	20.55	20.12			
		1745.0	20.92	20.78	20.36			
		1717.5	20.68	20.50	20.15			



Ant.0 - Power Level B1								
LTE Band 66			Actual output Power (dBm)			Tune up		
Band -width	RB No. / RB offset	Frequency (MHz)	Modulation			Modulation		
			QPSK	16QAM	64QAM	QPSK	16QAM	64QAM
20 MHz	1RB_99	1770.0	20.68	20.53	20.59	<b>21.3</b>	<b>21.3</b>	<b>21.3</b>
		1745.0	20.82	20.68	20.75			
		1720.0	20.63	20.48	20.57			
	1RB_50	1770.0	20.73	20.52	20.64			
		1745.0	<b>20.91</b>	20.71	20.79			
		1720.0	20.69	20.53	20.62			
	1RB_0	1770.0	20.75	20.55	20.68			
		1745.0	20.88	20.68	20.78			
		1720.0	20.61	20.45	20.52			
	50RB_50	1770.0	20.67	20.49	20.15	<b>21.3</b>	<b>21.3</b>	<b>20.8</b>
		1745.0	20.82	20.67	20.31			
		1720.0	20.66	20.46	20.08			
	50RB_25	1770.0	20.69	20.53	20.14			
		1745.0	20.91	20.72	20.34			
		1720.0	20.61	20.48	20.06			
	50RB_0	1770.0	20.81	20.66	20.24			
		1745.0	<b>20.92</b>	20.74	20.36			
		1720.0	20.62	20.47	20.09			
	100RB_0	1770.0	20.70	20.51	20.11			
		1745.0	20.94	20.77	20.42			
		1720.0	20.66	20.47	20.13			



<b>Ant.0 - Power Level B2</b>											
<b>LTE Band 66</b>			Actual output Power (dBm)			<b>Tune up</b>					
Band -width	RB No. / RB offset	Frequency (MHz)	Modulation			Modulation					
			QPSK	16QAM	64QAM	QPSK	16QAM	64QAM			
1.4 MHz	1RB_5	1779.3	18.51	18.26	18.87	<b>19.3</b>	<b>19.3</b>	<b>19.3</b>			
		1745.0	18.87	18.68	19.04						
		1710.7	18.69	18.42	18.36						
	1RB_3	1779.3	18.75	18.80	18.90						
		1745.0	18.99	19.00	19.02						
		1710.7	18.68	18.74	18.91						
	1RB_0	1779.3	18.93	18.72	18.90						
		1745.0	18.93	18.14	18.86						
		1710.7	18.71	18.52	18.73						
	3RB_3	1779.3	18.77	18.75	18.67						
		1745.0	18.92	19.01	18.91						
		1710.7	18.68	18.71	18.74						
	3RB_1	1779.3	18.82	18.93	18.84						
		1745.0	18.98	19.02	18.87						
		1710.7	18.70	18.75	18.73						
	3RB_0	1779.3	18.79	18.90	18.94						
		1745.0	19.03	19.12	19.01						
		1710.7	18.61	18.69	18.67						
	6RB_0	1779.3	18.79	18.94	18.88				<b>19.3</b>	<b>19.3</b>	<b>19.3</b>
		1745.0	18.99	18.90	18.95						
		1710.7	18.83	18.61	18.81						



<b>Ant.0 - Power Level B2</b>								
<b>LTE Band 66</b>			Actual output Power (dBm)			<b>Tune up</b>		
Band -width	RB No. / RB offset	Frequency (MHz)	Modulation			Modulation		
			QPSK	16QAM	64QAM	QPSK	16QAM	64QAM
3 MHz	1RB_14	1778.5	18.50	18.24	18.80	<b>19.3</b>	<b>19.3</b>	<b>19.3</b>
		1745.0	18.90	18.69	19.04			
		1711.5	18.70	18.40	18.40			
	1RB_7	1778.5	18.77	18.81	18.88			
		1745.0	19.01	18.96	19.01			
		1711.5	18.73	18.72	18.93			
	1RB_0	1778.5	18.94	18.70	18.95			
		1745.0	18.93	18.16	18.93			
		1711.5	18.72	18.54	18.72			
	8RB_7	1778.5	18.73	18.79	18.67	<b>19.3</b>	<b>19.3</b>	<b>19.3</b>
		1745.0	18.90	18.99	18.90			
		1711.5	18.68	18.73	18.75			
	8RB_4	1778.5	18.86	18.96	18.85			
		1745.0	18.99	19.01	18.90			
		1711.5	18.69	18.74	18.76			
	8RB_0	1778.5	18.76	18.92	18.94			
		1745.0	19.01	19.14	18.96			
		1711.5	18.58	18.66	18.63			
	15RB_0	1778.5	18.79	18.88	18.88			
		1745.0	18.98	18.88	18.90			
		1711.5	18.79	18.63	18.83			



<b>Ant.0 - Power Level B2</b>								
<b>LTE Band 66</b>			Actual output Power (dBm)			<b>Tune up</b>		
Band -width	RB No. / RB offset	Frequency (MHz)	Modulation			Modulation		
			QPSK	16QAM	64QAM	QPSK	16QAM	64QAM
5 MHz	1RB_24	1777.5	18.57	18.24	18.82	<b>19.3</b>	<b>19.3</b>	<b>19.3</b>
		1745.0	18.88	18.68	19.04			
		1712.5	18.71	18.42	18.38			
	1RB_12	1777.5	18.77	18.85	18.90			
		1745.0	19.03	18.99	19.05			
		1712.5	18.71	18.74	18.91			
	1RB_0	1777.5	18.92	18.72	18.95			
		1745.0	18.90	18.17	18.86			
		1712.5	18.73	18.55	18.70			
	12RB_13	1777.5	18.72	18.77	18.72	<b>19.3</b>	<b>19.3</b>	<b>19.3</b>
		1745.0	18.87	18.94	18.90			
		1712.5	18.66	18.69	18.76			
	12RB_6	1777.5	18.85	18.99	18.87			
		1745.0	18.93	19.06	18.90			
		1712.5	18.70	18.77	18.75			
	12RB_0	1777.5	18.79	18.89	18.99			
		1745.0	19.01	19.16	19.01			
		1712.5	18.57	18.67	18.66			
	25RB_0	1777.5	18.78	18.92	18.92			
		1745.0	18.96	18.85	18.91			
		1712.5	18.80	18.65	18.82			



<b>Ant.0 - Power Level B2</b>								
<b>LTE Band 66</b>			Actual output Power (dBm)			<b>Tune up</b>		
Band -width	RB No. / RB offset	Frequency (MHz)	Modulation			Modulation		
			QPSK	16QAM	64QAM	QPSK	16QAM	64QAM
10 MHz	1RB_49	1775.0	18.57	18.25	18.84	<b>19.3</b>	<b>19.3</b>	<b>19.3</b>
		1745.0	18.94	18.67	19.01			
		1715.0	18.67	18.44	18.40			
	1RB_24	1775.0	18.74	18.84	18.91			
		1745.0	19.02	18.98	19.01			
		1715.0	18.68	18.76	18.91			
	1RB_0	1775.0	18.91	18.74	18.95			
		1745.0	18.93	18.20	18.93			
		1715.0	18.75	18.49	18.74			
	25RB_25	1775.0	18.78	18.77	18.68	<b>19.3</b>	<b>19.3</b>	<b>19.3</b>
		1745.0	18.86	18.93	18.92			
		1715.0	18.65	18.70	18.73			
	25RB_12	1775.0	18.80	18.95	18.79			
		1745.0	18.93	19.02	18.87			
		1715.0	18.73	18.77	18.77			
	25RB_0	1775.0	18.77	18.90	18.93			
		1745.0	19.03	19.14	19.03			
		1715.0	18.57	18.70	18.63			
	50RB_0	1775.0	18.73	18.91	18.93			
		1745.0	19.00	18.85	18.92			
		1715.0	18.83	18.64	18.77			



Ant.0 - Power Level B2								
LTE Band 66			Actual output Power (dBm)			Tune up		
Band -width	RB No. / RB offset	Frequency (MHz)	Modulation			Modulation		
			QPSK	16QAM	64QAM	QPSK	16QAM	64QAM
15 MHz	1RB_74	1772.5	18.53	18.24	18.86	19.3	19.3	19.3
		1745.0	18.94	18.72	19.04			
		1717.5	18.67	18.44	18.39			
	1RB_37	1772.5	18.79	18.86	18.92			
		1745.0	18.97	19.00	19.05			
		1717.5	18.71	18.73	18.89			
	1RB_0	1772.5	18.92	18.76	18.91			
		1745.0	18.97	18.19	18.93			
		1717.5	18.72	18.49	18.67			
	36RB_38	1772.5	18.73	18.75	18.73	19.3	19.3	19.3
		1745.0	18.90	18.96	18.94			
		1717.5	18.64	18.72	18.72			
	36RB_19	1772.5	18.83	18.92	18.80			
		1745.0	18.95	19.00	18.91			
		1717.5	18.73	18.72	18.76			
	36RB_0	1772.5	18.81	18.90	18.96			
		1745.0	19.03	19.13	18.96			
		1717.5	18.63	18.64	18.66			
	75RB_0	1772.5	18.73	18.94	18.88			
		1745.0	19.01	18.90	18.93			
		1717.5	18.77	18.61	18.81			



Ant.0 - Power Level B2								
LTE Band 66			Actual output Power (dBm)			Tune up		
Band -width	RB No. / RB offset	Frequency (MHz)	Modulation			Modulation		
			QPSK	16QAM	64QAM	QPSK	16QAM	64QAM
20 MHz	1RB_99	1770.0	18.54	18.27	18.83	<b>19.3</b>	<b>19.3</b>	<b>19.3</b>
		1745.0	18.90	18.70	19.04			
		1720.0	18.71	18.43	18.38			
	1RB_50	1770.0	18.78	18.84	18.92			
		1745.0	<b>19.00</b>	18.99	19.04			
		1720.0	18.71	18.73	18.92			
	1RB_0	1770.0	18.91	18.72	18.93			
		1745.0	18.94	18.17	18.89			
		1720.0	18.74	18.52	18.70			
	50RB_50	1770.0	18.76	18.76	18.70	<b>19.3</b>	<b>19.3</b>	<b>19.3</b>
		1745.0	18.89	18.97	18.93			
		1720.0	18.65	18.70	18.75			
	50RB_25	1770.0	18.83	18.95	18.83			
		1745.0	18.96	19.03	18.91			
		1720.0	18.71	18.74	18.75			
	50RB_0	1770.0	18.80	18.92	18.96			
		1745.0	<b>19.02</b>	19.15	19.00			
		1720.0	18.61	18.66	18.63			
	100RB_0	1770.0	18.76	18.92	18.91			
		1745.0	19.00	18.89	18.93			
		1720.0	18.80	18.63	18.79			



**10.4. Bluetooth and WLAN Measurement result**

**Table 10.5: The conducted Power measurement results for Bluetooth**

<b>Power Level C1/C2/D1/D2</b>				
Averaged Power (dBm)				
Mode	<b>Tune up</b>	Ch.0 (2402MHz)	Ch.39 (2441MHz)	Ch.78 (2480MHz)
GFSK	<b>15.0</b>	<b>13.57</b>	13.52	13.56
EDR2M-4_DQPSK	<b>12.0</b>	11.50	11.25	11.63
EDR3M-8DPSK	<b>12.0</b>	11.72	11.61	11.28
/	/	Ch.0 (2402MHz)	Ch.19 (2440MHz)	Ch.39 (2480MHz)
BLE(1M)	<b>11.0</b>	9.16	9.58	9.32

**Table 10.6: The conducted Power measurement results for WLAN 2.4GHz**

<b>Power Level C1</b>				
Averaged Power (dBm) Duty Cycle: <b>100%</b>				
Mode	<b>Tune up</b>	Ch.1 (2412MHz)	Ch.6 (2437MHz)	Ch.11 (2462MHz)
802.11b	<b>15.5</b>	13.76	13.71	<b>13.88</b>
802.11g	<b>15.5</b>	13.73	13.69	13.84
802.11n(20MHz)	<b>15.5</b>	13.66	13.57	13.78
802.11ac(20MHz)	<b>15.5</b>	13.47	13.56	13.69
/	/	Ch.3 (2422MHz)	Ch.6 (2437MHz)	Ch.9 (2452MHz)
802.11n(40MHz)	<b>15.5</b>	13.61	13.68	13.85
802.11ac(40MHz)	<b>15.5</b>	13.58	13.65	13.77
<b>Power Level C2</b>				
Averaged Power (dBm) Duty Cycle: <b>100%</b>				
Mode	<b>Tune up</b>	Ch.1 (2412MHz)	Ch.6 (2437MHz)	Ch.11 (2462MHz)
802.11b	<b>12.0</b>	10.32	10.25	<b>10.44</b>
802.11g	<b>12.0</b>	10.25	10.22	10.37
802.11n(20MHz)	<b>12.0</b>	10.22	10.15	10.33
802.11ac(20MHz)	<b>12.0</b>	10.02	10.11	10.26
/	/	Ch.3 (2422MHz)	Ch.6 (2437MHz)	Ch.9 (2452MHz)
802.11n(40MHz)	<b>12.0</b>	10.14	10.23	10.39
802.11ac(40MHz)	<b>12.0</b>	10.10	10.18	10.34



<b>Power Level D1</b>				
Averaged Power (dBm) Duty Cycle: <b>100%</b>				
Mode	<b>Tune up</b>	Ch.1 (2412MHz)	Ch.6 (2437MHz)	Ch.11 (2462MHz)
802.11b	<b>20.0</b>	18.23	18.17	<b>18.32</b>
802.11g	<b>19.0</b>	17.27	17.24	17.45
802.11n(20MHz)	<b>19.0</b>	17.15	17.09	17.30
802.11ac(20MHz)	<b>18.5</b>	16.49	16.50	16.72
/	/	Ch.3 (2422MHz)	Ch.6 (2437MHz)	Ch.9 (2452MHz)
802.11n(40MHz)	<b>18.0</b>	16.82	16.55	16.37
802.11ac(40MHz)	<b>17.5</b>	15.98	15.65	15.60
<b>Power Level D2</b>				
Averaged Power (dBm) Duty Cycle: <b>100%</b>				
Mode	<b>Tune up</b>	Ch.1 (2412MHz)	Ch.6 (2437MHz)	Ch.11 (2462MHz)
802.11b	<b>17.0</b>	15.29	15.24	<b>15.35</b>
802.11g	<b>17.0</b>	15.23	15.16	15.30
802.11n(20MHz)	<b>17.0</b>	15.14	15.09	15.21
802.11ac(20MHz)	<b>17.0</b>	15.00	15.07	15.17
/	/	Ch.3 (2422MHz)	Ch.6 (2437MHz)	Ch.9 (2452MHz)
802.11n(40MHz)	<b>17.0</b>	15.12	15.18	15.26
802.11ac(40MHz)	<b>17.0</b>	15.04	15.11	15.27

**Table 10.7: The conducted Power measurement results for WLAN 5GHz**

Power Level C1								
Averaged Power (dBm) Duty Cycle: 100%								
Mode	802.11a	802.11n -20MHz	802.11ac -20MHz	Mode	802.11n -40MHz	802.11ac -40MHz	Mode	802.11ac -80MHz
Channel	6Mbps	MCS0	MCS0	Channel	MCS0	MCS0	Channel	MCS0
<b>&lt;U-NII-1&gt;</b>								
<b>Tune up</b>	<b>13.6</b>	<b>13.5</b>	<b>13.5</b>	/	<b>13.5</b>	<b>13.5</b>	/	<b>13.5</b>
36(5180MHz)	12.16	12.08	11.91	38(5190MHz)	11.88	11.72	42(5210MHz)	11.74
40(5200MHz)	12.25	12.11	11.99	46(5230MHz)	11.69	11.65	/	/
44(5220MHz)	12.29	12.16	12.15	/	/	/	/	/
48(5240MHz)	12.06	12.04	12.03	/	/	/	/	/
<b>&lt;U-NII-2A&gt;</b>								
<b>Tune up</b>	<b>13.6</b>	<b>13.5</b>	<b>13.5</b>	/	<b>13.5</b>	<b>13.5</b>	/	<b>13.5</b>
52(5260MHz)	12.18	12.02	11.97	54(5270MHz)	11.84	11.92	58(5290MHz)	11.62
56(5280MHz)	12.27	12.10	12.05	62(5310MHz)	11.88	11.97	/	/
60(5300MHz)	<b>12.30</b>	12.18	12.13	/	/	/	/	/
64(5320MHz)	12.12	11.95	11.88	/	/	/	/	/
<b>&lt;U-NII-2C&gt;</b>								
<b>Tune up</b>	<b>13.6</b>	<b>13.5</b>	<b>13.5</b>	/	<b>13.5</b>	<b>13.5</b>	/	<b>13.5</b>
100(5500MHz)	11.68	11.64	11.67	102(5510MHz)	11.70	11.65	106(5530MHz)	10.46
116(5580MHz)	11.80	11.70	11.72	110(5550MHz)	11.73	11.72	122(5610MHz)	11.65
124(5620MHz)	11.92	11.74	11.77	126(5630MHz)	11.85	11.80	/	/
132(5660MHz)	<b>11.96</b>	11.82	11.81	134(5670MHz)	11.68	11.61	/	/
140(5700MHz)	11.77	11.62	11.70	/	/	/	/	/
<b>&lt;U-NII-3&gt;</b>								
<b>Tune up</b>	<b>13.6</b>	<b>13.5</b>	<b>13.5</b>	/	<b>13.5</b>	<b>13.5</b>	/	<b>13.5</b>
149(5745MHz)	12.22	12.05	12.01	151(5755MHz)	12.01	11.86	155(5775MHz)	11.83
153(5765MHz)	12.41	12.22	12.17	159(5795MHz)	12.04	11.95	/	/
157(5785MHz)	12.47	12.28	12.21	/	/	/	/	/
161(5805MHz)	<b>12.57</b>	12.33	12.31	/	/	/	/	/
165(5825MHz)	12.35	12.19	12.15	/	/	/	/	/



Power Level C2								
Averaged Power (dBm) Duty Cycle: 100%								
Mode	802.11a	802.11n -20MHz	802.11ac -20MHz	Mode	802.11n -40MHz	802.11ac -40MHz	Mode	802.11ac -80MHz
Channel	6Mbps	MCS0	MCS0	Channel	MCS0	MCS0	Channel	MCS0
<b>&lt;U-NII-1&gt;</b>								
<b>Tune up</b>	<b>10.1</b>	<b>10.0</b>	<b>10.0</b>	/	<b>10.0</b>	<b>10.0</b>	/	<b>10.0</b>
36(5180MHz)	8.65	8.57	8.39	38(5190MHz)	8.36	8.24	42(5210MHz)	8.28
40(5200MHz)	8.74	8.59	8.47	46(5230MHz)	8.25	8.21	/	/
44(5220MHz)	8.77	8.68	8.62	/	/	/	/	/
48(5240MHz)	8.53	8.50	8.48	/	/	/	/	/
<b>&lt;U-NII-2A&gt;</b>								
<b>Tune up</b>	<b>10.1</b>	<b>10.0</b>	<b>10.0</b>	/	<b>10.0</b>	<b>10.0</b>	/	<b>10.0</b>
52(5260MHz)	8.69	8.49	8.44	54(5270MHz)	8.37	8.46	58(5290MHz)	8.32
56(5280MHz)	8.75	8.57	8.51	62(5310MHz)	8.41	8.49	/	/
60(5300MHz)	<b>8.82</b>	8.66	8.59	/	/	/	/	/
64(5320MHz)	8.58	8.42	8.33	/	/	/	/	/
<b>&lt;U-NII-2C&gt;</b>								
<b>Tune up</b>	<b>10.1</b>	<b>10.0</b>	<b>10.0</b>	/	<b>10.0</b>	<b>10.0</b>	/	<b>10.0</b>
100(5500MHz)	8.19	8.13	8.14	102(5510MHz)	8.25	8.19	106(5530MHz)	8.26
116(5580MHz)	8.32	8.25	8.18	110(5550MHz)	8.33	8.26	122(5610MHz)	8.11
124(5620MHz)	8.37	8.28	8.26	126(5630MHz)	8.41	8.33	/	/
132(5660MHz)	<b>8.48</b>	8.30	8.32	134(5670MHz)	8.24	8.17	/	/
140(5700MHz)	8.25	8.18	8.23	/	/	/	/	/
<b>&lt;U-NII-3&gt;</b>								
<b>Tune up</b>	<b>10.1</b>	<b>10.0</b>	<b>10.0</b>	/	<b>10.0</b>	<b>10.0</b>	/	<b>10.0</b>
149(5745MHz)	8.74	8.57	8.48	151(5755MHz)	8.49	8.35	155(5775MHz)	8.37
153(5765MHz)	8.94	8.75	8.70	159(5795MHz)	8.57	8.51	/	/
157(5785MHz)	9.00	8.82	8.79	/	/	/	/	/
161(5805MHz)	<b>9.05</b>	8.86	8.92	/	/	/	/	/
165(5825MHz)	8.87	8.71	8.73	/	/	/	/	/



Power Level D1								
Averaged Power (dBm) Duty Cycle: 100%								
Mode	802.11a	802.11n -20MHz	802.11ac -20MHz	Mode	802.11n -40MHz	802.11ac -40MHz	Mode	802.11ac -80MHz
Channel	6Mbps	MCS0	MCS0	Channel	MCS0	MCS0	Channel	MCS0
<b>&lt;U-NII-1&gt;</b>								
<b>Tune up</b>	<b>19.0</b>	<b>19.0</b>	<b>19.0</b>	/	<b>18.0</b>	<b>18.0</b>	/	<b>13.5</b>
36(5180MHz)	16.47	16.05	15.89	38(5190MHz)	12.76	12.74	42(5210MHz)	12.08
40(5200MHz)	17.51	17.36	17.37	46(5230MHz)	16.47	16.45	/	/
44(5220MHz)	<b>17.57</b>	17.44	17.42	/	/	/	/	/
48(5240MHz)	16.37	17.31	17.33	/	/	/	/	/
<b>&lt;U-NII-2A&gt;</b>								
<b>Tune up</b>	<b>19.0</b>	<b>19.0</b>	<b>19.0</b>	/	<b>17.5</b>	<b>17.5</b>	/	<b>13.0</b>
52(5260MHz)	17.60	17.46	17.47	54(5270MHz)	15.97	15.86	58(5290MHz)	11.62
56(5280MHz)	17.68	17.52	17.53	62(5310MHz)	13.44	13.39	/	/
60(5300MHz)	<b>17.76</b>	17.61	17.58	/	/	/	/	/
64(5320MHz)	17.49	15.62	15.61	/	/	/	/	/
<b>&lt;U-NII-2C&gt;</b>								
<b>Tune up</b>	<b>19.0</b>	<b>19.0</b>	<b>19.0</b>	/	<b>18.0</b>	<b>18.0</b>	/	<b>18.0</b>
100(5500MHz)	15.84	15.11	15.13	102(5510MHz)	13.13	13.09	106(5530MHz)	10.46
116(5580MHz)	17.12	17.01	17.05	110(5550MHz)	15.93	15.92	122(5610MHz)	16.11
124(5620MHz)	17.28	17.14	17.16	126(5630MHz)	15.98	15.91	/	/
132(5660MHz)	<b>17.41</b>	17.35	17.32	134(5670MHz)	16.21	16.18	/	/
140(5700MHz)	16.20	15.58	15.54	/	/	/	/	/
<b>&lt;U-NII-3&gt;</b>								
<b>Tune up</b>	<b>19.0</b>	<b>19.0</b>	<b>19.0</b>	/	<b>17.0</b>	<b>17.0</b>	/	<b>17.5</b>
149(5745MHz)	16.76	16.07	16.09	151(5755MHz)	15.43	15.35	155(5775MHz)	16.39
153(5765MHz)	17.81	17.75	17.79	159(5795MHz)	15.70	15.68	/	/
157(5785MHz)	17.98	17.84	17.84	/	/	/	/	/
161(5805MHz)	<b>18.01</b>	17.89	17.91	/	/	/	/	/
165(5825MHz)	17.31	16.65	16.63	/	/	/	/	/

Power Level D2								
Averaged Power (dBm) Duty Cycle: 100%								
Mode	802.11a	802.11n -20MHz	802.11ac -20MHz	Mode	802.11n -40MHz	802.11ac -40MHz	Mode	802.11ac -80MHz
Channel	6Mbps	MCS0	MCS0	Channel	MCS0	MCS0	Channel	MCS0
<b>&lt;U-NII-1&gt;</b>								
<b>Tune up</b>	<b>14.1</b>	<b>14.0</b>	<b>14.0</b>	/	<b>14.0</b>	<b>14.0</b>	/	<b>14.0</b>
36(5180MHz)	12.51	12.48	12.41	38(5190MHz)	12.40	12.29	42(5210MHz)	12.27
40(5200MHz)	12.55	12.51	12.49	46(5230MHz)	12.21	12.14	/	/
44(5220MHz)	<b>12.60</b>	12.56	12.52	/	/	/	/	/
48(5240MHz)	12.56	12.45	12.40	/	/	/	/	/
<b>&lt;U-NII-2A&gt;</b>								
<b>Tune up</b>	<b>14.1</b>	<b>14.0</b>	<b>14.0</b>	/	<b>14.0</b>	<b>14.0</b>	/	<b>14.0</b>
52(5260MHz)	12.66	12.55	12.48	54(5270MHz)	12.37	12.44	58(5290MHz)	11.62
56(5280MHz)	12.75	12.64	12.59	62(5310MHz)	12.41	12.52	/	/
60(5300MHz)	<b>12.79</b>	12.67	12.65	/	/	/	/	/
64(5320MHz)	12.60	12.53	12.41	/	/	/	/	/
<b>&lt;U-NII-2C&gt;</b>								
<b>Tune up</b>	<b>14.1</b>	<b>14.0</b>	<b>14.0</b>	/	<b>14.0</b>	<b>14.0</b>	/	<b>14.0</b>
100(5500MHz)	12.18	12.11	12.09	102(5510MHz)	12.21	12.17	106(5530MHz)	10.46
116(5580MHz)	12.30	12.24	12.15	110(5550MHz)	12.26	12.24	122(5610MHz)	12.15
124(5620MHz)	12.35	12.28	12.23	126(5630MHz)	12.39	12.28	/	/
132(5660MHz)	<b>12.46</b>	12.37	12.32	134(5670MHz)	12.22	12.14	/	/
140(5700MHz)	12.25	12.16	12.12	/	/	/	/	/
<b>&lt;U-NII-3&gt;</b>								
<b>Tune up</b>	<b>14.1</b>	<b>14.0</b>	<b>14.0</b>	/	<b>14.0</b>	<b>14.0</b>	/	<b>14.0</b>
149(5745MHz)	12.77	12.59	12.54	151(5755MHz)	12.55	12.39	155(5775MHz)	12.33
153(5765MHz)	12.89	12.74	12.70	159(5795MHz)	12.51	12.47	/	/
157(5785MHz)	12.92	12.80	12.77	/	/	/	/	/
161(5805MHz)	<b>13.07</b>	12.86	12.82	/	/	/	/	/
165(5825MHz)	12.84	12.63	12.60	/	/	/	/	/

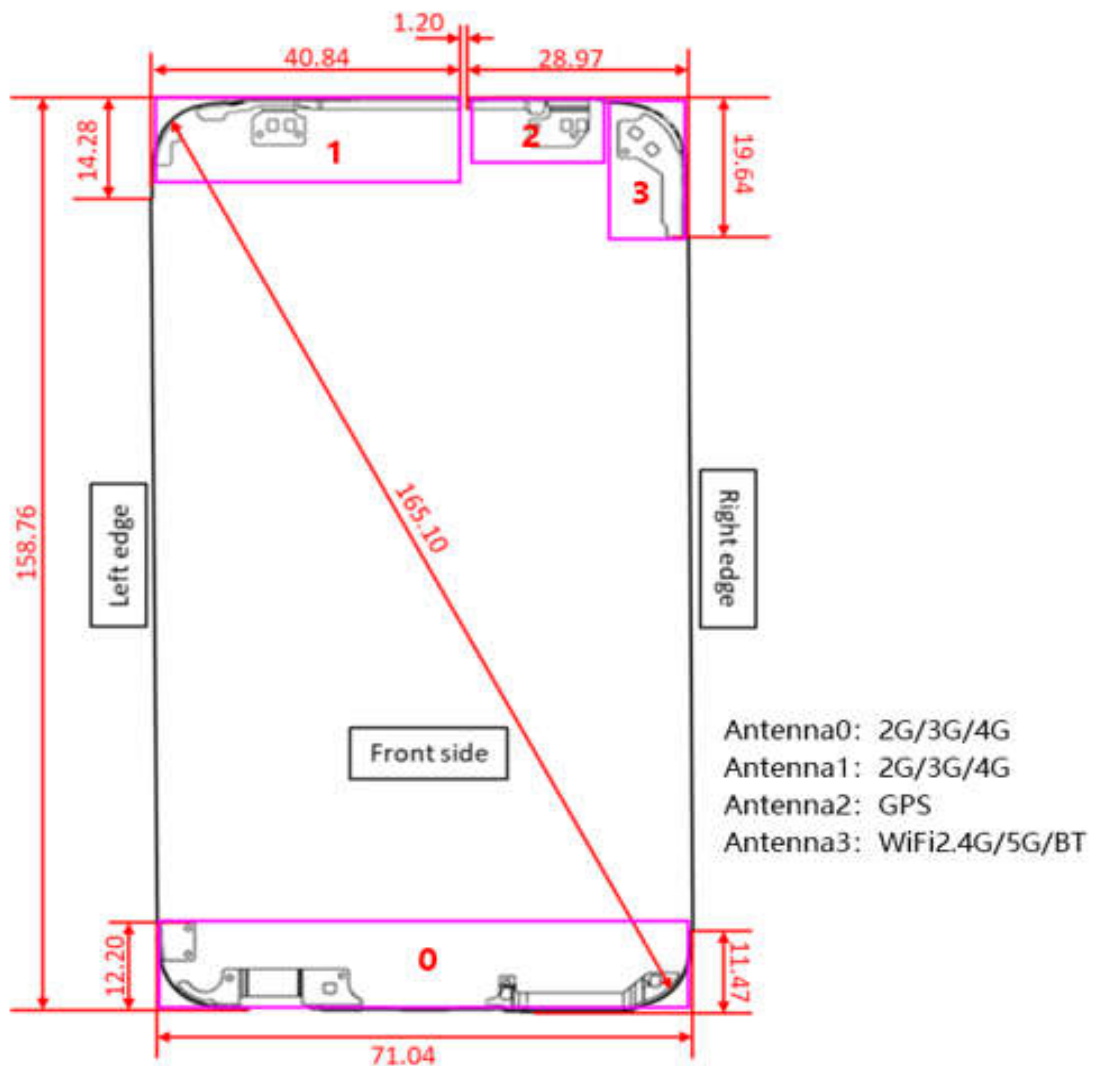
## 11. Simultaneous TX SAR Considerations

### 11.1. Introduction

The following procedures adopted from “FCC SAR Considerations for Cell Phones with Multiple Transmitters” are applicable to handsets with built-in unlicensed transmitters such as 802.11 a/b/g and Bluetooth devices which may simultaneously transmit with the licensed transmitter.

For this device, the Bluetooth and WLAN can transmit simultaneous with other transmitters.

### 11.2. Transmit Antenna Separation Distances



Picture 11.1 Antenna Locations (Front View)



### 11.3. SAR Measurement Positions

According to the KDB941225 D06 Hot Spot SAR, the edges with less than 25mm distance to the antennas need to be tested for SAR.

SAR measurement positions						
Antenna	Front	Rear	Left edge	Right edge	Top edge	Bottom edge
Ant.0	Yes	Yes	Yes	Yes	No	Yes
Ant.1	Yes	Yes	Yes	No	Yes	No
Ant.3	Yes	Yes	Yes	Yes	Yes	No



## 12. Evaluation of Simultaneous

No.	Simultaneous Transmission Configuration
1	WWAN + Bluetooth
2	WWAN + WLAN 2.4GHz
3	WWAN + WLAN 5GHz

**Table 12.1: Maximum Simultaneous Transmission SAR**

/	Position	Sum (W/kg)
Highest reported SAR value for Head	Right Tilt (WCDMA Band 4 + WLAN 5GHz)	<b>1.20</b>
Highest reported SAR value for Hotspot	Top Side (WCDMA Band 2 + WLAN 5GHz)	<b>0.98</b>
Highest reported SAR value for Body-worn	Rear Side (LTE Band 7 + WLAN 5GHz)	<b>0.49</b>

Note: the test positions of above tables are for the worse case that has been evaluated.

### Conclusion:

According to the above tables, the sum of reported SAR values is less than limit. So the simultaneous transmission SAR with volume scans is not required.

### 13. Summary of Test Results

According to the client's decision rule in the test registration form, which is "based on the measurement results as the basis of the conformity statement", the test conclusion of this report meets the limit requirements.

The calculated SAR is obtained by the following formula:

$$\text{Reported SAR} = \text{Measured SAR} \times 10^{(P_{\text{Target}} - P_{\text{Measured}})/10}$$

Where  $P_{\text{Target}}$  is the power of manufacturing upper limit;

$P_{\text{Measured}}$  is the measured power in chapter 10.

**General Note:**

1. Per KDB648474 D04v01r03, for smart phones with a display diagonal dimension > 15.0 cm or an overall diagonal dimension > 16.0 cm, when hotspot mode applies, 10-g extremity SAR is required only for the surfaces and edges with hotspot mode 1-g reported SAR > 1.2 W/kg, however, when power reduction applies to hotspot mode the measured SAR must be scaled to the maximum output power, including tolerance, allowed for phablet modes to compare with the 1.2 W/kg SAR test reduction threshold.

a. WLAN5GHz U-NII-2A and U-NII-2C tested the product specific 10g SAR since it has no hotspot mode.

b. When 10-g product specific 10g SAR is considered, SAR thresholds is specified in the procedures for SAR test reduction and exclusion should be multiplied by 2.5.

2. The device support dual SIMs, SIM1 was used for the all configuration SAR testing and SIM2 test the worst case SAR of SIM1.

3. Body test distance 10mm: Hotspot mode; Body test distance 15mm: Body-worn mode.

**Duty Cycle**

Mode	Duty Cycle
Speech for GSM	1:8.3
GPRS	1:2/1:4
WCDMA	1:1
FDD_LTE	1:1
TDD_LTE	1:1.58
Bluetooth	1:1
WLAN	1:1



### 13.1. Testing Environment

Temperature:	18°C~25°C
Relative humidity:	30%~70%
Ambient noise & Reflection:	< 0.012 W/kg

### 13.2. Test Results

**Table 13.1: GSM 850 SAR Values**

ANT	Power Level	RF Exposure Conditions	Frequency Band	Channel Number	Frequency (MHz)	Mode/RB	Test Position	Distance	Note	Figure No.	EUT Measured Power (dBm)	Tune up (dBm)	Measured SAR 1g (W/kg)	Calculated SAR 1g (W/kg)	Measured SAR 10g (W/kg)	Calculated SAR 10g (W/kg)	Power Drift
1	A1	Head	GSM850	190	836.6	Speech	Left Cheek	0mm	\	\	30.35	32.0	0.243	<b>0.36</b>	0.164	<b>0.24</b>	-0.06
1	A1	Head	GSM850	190	836.6	Speech	Left Tilt	0mm	\	\	30.35	32.0	0.223	<b>0.33</b>	0.144	<b>0.21</b>	-0.18
1	A1	Head	GSM850	190	836.6	Speech	Right Cheek	0mm	\	1	30.35	32.0	<b>0.413</b>	<b>0.60</b>	0.250	<b>0.37</b>	0.02
1	A1	Head	GSM850	190	836.6	Speech	Right Tilt	0mm	\	\	30.35	32.0	0.339	<b>0.50</b>	0.178	<b>0.26</b>	0.09
1	A2	Head	GSM850	190	836.6	Speech	Left Cheek	0mm	\	\	29.51	31.0	0.205	<b>0.29</b>	0.145	<b>0.20</b>	0.02
1	A2	Head	GSM850	190	836.6	Speech	Left Tilt	0mm	\	\	29.51	31.0	0.188	<b>0.26</b>	0.127	<b>0.18</b>	0.01
1	A2	Head	GSM850	190	836.6	Speech	Right Cheek	0mm	\	\	29.51	31.0	0.349	<b>0.49</b>	0.221	<b>0.31</b>	0.03
1	A2	Head	GSM850	190	836.6	Speech	Right Tilt	0mm	\	\	29.51	31.0	0.286	<b>0.40</b>	0.158	<b>0.22</b>	0.04
1	B1	Body	GSM850	190	836.6	GPRS(4TX)	Front	10mm	\	\	24.79	26.5	0.145	<b>0.21</b>	0.091	<b>0.13</b>	-0.18
1	B1	Body	GSM850	190	836.6	GPRS(4TX)	Rear	10mm	\	\	24.79	26.5	0.186	<b>0.28</b>	0.115	<b>0.17</b>	-0.14
1	B1	Body	GSM850	190	836.6	GPRS(4TX)	Left	10mm	\	\	24.79	26.5	0.101	<b>0.15</b>	0.068	<b>0.10</b>	0.17
1	B1	Body	GSM850	190	836.6	GPRS(4TX)	Top	10mm	\	\	24.79	26.5	0.121	<b>0.18</b>	0.073	<b>0.11</b>	-0.05
1	B1	Body	GSM850	190	836.6	GPRS(4TX)	Front	15mm	\	\	24.79	26.5	0.109	<b>0.16</b>	0.079	<b>0.12</b>	-0.12
1	B1	Body	GSM850	190	836.6	GPRS(4TX)	Rear	15mm	\	\	24.79	26.5	0.110	<b>0.16</b>	0.083	<b>0.12</b>	0.05
1	B2	Body	GSM850	190	836.6	GPRS(4TX)	Front	10mm	\	\	24.15	25.0	0.050	<b>0.06</b>	0.032	<b>0.04</b>	0.08
1	B2	Body	GSM850	190	836.6	GPRS(4TX)	Rear	10mm	\	\	24.15	25.0	0.064	<b>0.08</b>	0.040	<b>0.05</b>	-0.08
1	B2	Body	GSM850	190	836.6	GPRS(4TX)	Left	10mm	\	\	24.15	25.0	0.035	<b>0.04</b>	0.024	<b>0.03</b>	-0.04
1	B2	Body	GSM850	190	836.6	GPRS(4TX)	Top	10mm	\	\	24.15	25.0	0.042	<b>0.05</b>	0.026	<b>0.03</b>	0.08
1	B2	Body	GSM850	190	836.6	GPRS(4TX)	Front	15mm	\	\	24.15	25.0	0.037	<b>0.04</b>	0.025	<b>0.03</b>	-0.09
1	B2	Body	GSM850	190	836.6	GPRS(4TX)	Rear	15mm	\	\	24.15	25.0	0.057	<b>0.07</b>	0.043	<b>0.05</b>	0.10
0	A1/A2	Head	GSM850	190	836.6	Speech	Left Cheek	0mm	\	\	32.21	33.5	0.125	<b>0.17</b>	0.088	<b>0.12</b>	-0.07
0	A1/A2	Head	GSM850	190	836.6	Speech	Left Tilt	0mm	\	\	32.21	33.5	0.078	<b>0.11</b>	0.055	<b>0.07</b>	-0.12
0	A1/A2	Head	GSM850	190	836.6	Speech	Right Cheek	0mm	\	\	32.21	33.5	0.096	<b>0.13</b>	0.067	<b>0.09</b>	0.16
0	A1/A2	Head	GSM850	190	836.6	Speech	Right Tilt	0mm	\	\	32.21	33.5	0.058	<b>0.08</b>	0.041	<b>0.05</b>	0.05
0	B1	Body	GSM850	190	836.6	GPRS(2TX)	Front	10mm	\	\	29.89	31.0	0.157	<b>0.20</b>	0.097	<b>0.13</b>	0.04
0	B1	Body	GSM850	190	836.6	GPRS(2TX)	Rear	10mm	\	2	29.89	31.0	<b>0.267</b>	<b>0.34</b>	0.155	<b>0.20</b>	0.03
0	B1	Body	GSM850	190	836.6	GPRS(2TX)	Left	10mm	\	\	29.89	31.0	0.208	<b>0.27</b>	0.140	<b>0.18</b>	0.12
0	B1	Body	GSM850	190	836.6	GPRS(2TX)	Right	10mm	\	\	29.89	31.0	0.119	<b>0.15</b>	0.079	<b>0.10</b>	-0.17
0	B1	Body	GSM850	190	836.6	GPRS(2TX)	Bottom	10mm	\	\	29.89	31.0	0.188	<b>0.24</b>	0.100	<b>0.13</b>	0.05
0	B1	Body	GSM850	190	836.6	GPRS(2TX)	Front	15mm	\	\	29.89	31.0	0.133	<b>0.17</b>	0.094	<b>0.12</b>	-0.12
0	B1	Body	GSM850	190	836.6	GPRS(2TX)	Rear	15mm	\	\	29.89	31.0	0.159	<b>0.21</b>	0.097	<b>0.12</b>	-0.03
0	B2	Body	GSM850	190	836.6	GPRS(2TX)	Front	10mm	\	\	27.85	29.5	0.090	<b>0.13</b>	0.056	<b>0.08</b>	0.14
0	B2	Body	GSM850	190	836.6	GPRS(2TX)	Rear	10mm	\	\	27.85	29.5	0.153	<b>0.22</b>	0.089	<b>0.13</b>	-0.01
0	B2	Body	GSM850	190	836.6	GPRS(2TX)	Left	10mm	\	\	27.85	29.5	0.119	<b>0.17</b>	0.080	<b>0.12</b>	-0.14
0	B2	Body	GSM850	190	836.6	GPRS(2TX)	Right	10mm	\	\	27.85	29.5	0.068	<b>0.10</b>	0.045	<b>0.07</b>	0.06
0	B2	Body	GSM850	190	836.6	GPRS(2TX)	Bottom	10mm	\	\	27.85	29.5	0.108	<b>0.16</b>	0.057	<b>0.08</b>	0.01
0	B2	Body	GSM850	190	836.6	GPRS(2TX)	Front	15mm	\	\	27.85	29.5	0.081	<b>0.12</b>	0.066	<b>0.10</b>	-0.15
0	B2	Body	GSM850	190	836.6	GPRS(2TX)	Rear	15mm	\	\	27.85	29.5	0.096	<b>0.14</b>	0.068	<b>0.10</b>	0.07

**Table 13.2: GSM 1900 SAR Values**

ANT	Power Level	RF Exposure Conditions	Frequency Band	Channel Number	Frequency (MHz)	Mode/RB	Test Position	Distance	Note	Figure No.	EUT Measured Power (dBm)	Tune up (dBm)	Measured SAR 1g (W/kg)	Calculated SAR 1g (W/kg)	Measured SAR 10g (W/kg)	Calculated SAR 10g (W/kg)	Power Drift
1	A1	Head	GSM1900	661	1880.0	Speech	Left Cheek	0mm	\	\	24.34	25.5	0.342	<b>0.45</b>	0.176	<b>0.18</b>	-0.14
1	A1	Head	GSM1900	661	1880.0	Speech	Left Tilt	0mm	\	\	24.34	25.5	0.340	<b>0.44</b>	0.182	<b>0.19</b>	0.09
1	A1	Head	GSM1900	661	1880.0	Speech	Right Cheek	0mm	\	\	24.34	25.5	0.522	<b>0.68</b>	0.244	<b>0.25</b>	-0.17
1	A1	Head	GSM1900	661	1880.0	Speech	Right Tilt	0mm	\	\	24.34	25.5	0.615	<b>0.80</b>	0.275	<b>0.29</b>	-0.11
1	A1	Head	GSM1900	810	1909.8	Speech	Right Tilt	0mm	\	<b>3</b>	24.45	25.5	<b>0.837</b>	<b>1.07</b>	0.373	<b>0.39</b>	-0.02
1	A1	Head	GSM1900	512	1850.2	Speech	Right Tilt	0mm	\	\	24.70	25.5	0.631	<b>0.76</b>	0.291	<b>0.30</b>	0.10
1	A1	Head	GSM1900	810	1909.8	Speech	Right Tilt	0mm	SIM2	\	24.45	25.5	0.822	<b>1.05</b>	0.360	<b>0.38</b>	-0.05
1	A2	Head	GSM1900	661	1880.0	Speech	Left Cheek	0mm	\	\	23.39	24.5	0.288	<b>0.37</b>	0.146	<b>0.15</b>	-0.18
1	A2	Head	GSM1900	661	1880.0	Speech	Left Tilt	0mm	\	\	23.39	24.5	0.286	<b>0.37</b>	0.151	<b>0.15</b>	0.17
1	A2	Head	GSM1900	661	1880.0	Speech	Right Cheek	0mm	\	\	23.39	24.5	0.440	<b>0.57</b>	0.202	<b>0.21</b>	-0.06
1	A2	Head	GSM1900	661	1880.0	Speech	Right Tilt	0mm	\	\	23.39	24.5	0.505	<b>0.65</b>	0.225	<b>0.23</b>	-0.13
1	B1	Body	GSM1900	661	1880.0	GPRS(2TX)	Front	10mm	\	\	24.47	26.0	0.259	<b>0.37</b>	0.130	<b>0.18</b>	0.01
1	B1	Body	GSM1900	661	1880.0	GPRS(2TX)	Rear	10mm	\	\	24.47	26.0	0.332	<b>0.47</b>	0.178	<b>0.25</b>	-0.18
1	B1	Body	GSM1900	661	1880.0	GPRS(2TX)	Left	10mm	\	\	24.47	26.0	0.069	<b>0.10</b>	0.038	<b>0.05</b>	-0.18
1	B1	Body	GSM1900	661	1880.0	GPRS(2TX)	Top	10mm	\	<b>4</b>	24.47	26.0	<b>0.443</b>	<b>0.63</b>	0.218	<b>0.31</b>	0.06
1	B1	Body	GSM1900	661	1880.0	GPRS(2TX)	Front	15mm	\	\	24.47	26.0	0.148	<b>0.21</b>	0.082	<b>0.12</b>	0.16
1	B1	Body	GSM1900	661	1880.0	GPRS(2TX)	Rear	15mm	\	\	24.47	26.0	0.170	<b>0.24</b>	0.097	<b>0.14</b>	0.01
1	B2	Body	GSM1900	661	1880.0	GPRS(2TX)	Front	10mm	\	\	22.37	24.0	0.165	<b>0.24</b>	0.084	<b>0.12</b>	-0.12
1	B2	Body	GSM1900	661	1880.0	GPRS(2TX)	Rear	10mm	\	\	22.37	24.0	0.211	<b>0.31</b>	0.115	<b>0.17</b>	-0.07
1	B2	Body	GSM1900	661	1880.0	GPRS(2TX)	Left	10mm	\	\	22.37	24.0	0.044	<b>0.06</b>	0.025	<b>0.04</b>	-0.06
1	B2	Body	GSM1900	661	1880.0	GPRS(2TX)	Top	10mm	\	\	22.37	24.0	0.282	<b>0.41</b>	0.141	<b>0.21</b>	0.08
1	B2	Body	GSM1900	661	1880.0	GPRS(2TX)	Front	15mm	\	\	22.37	24.0	0.096	<b>0.14</b>	0.051	<b>0.07</b>	0.09
1	B2	Body	GSM1900	661	1880.0	GPRS(2TX)	Rear	15mm	\	\	22.37	24.0	0.110	<b>0.16</b>	0.061	<b>0.09</b>	0.03
0	A1/A2	Head	GSM1900	661	1880.0	Speech	Left Cheek	0mm	\	\	29.01	30.5	0.086	<b>0.12</b>	0.053	<b>0.05</b>	0.10
0	A1/A2	Head	GSM1900	661	1880.0	Speech	Left Tilt	0mm	\	\	29.01	30.5	0.046	<b>0.06</b>	0.027	<b>0.03</b>	0.07
0	A1/A2	Head	GSM1900	661	1880.0	Speech	Right Cheek	0mm	\	\	29.01	30.5	0.050	<b>0.07</b>	0.031	<b>0.03</b>	-0.17
0	A1/A2	Head	GSM1900	661	1880.0	Speech	Right Tilt	0mm	\	\	29.01	30.5	0.037	<b>0.05</b>	0.021	<b>0.02</b>	-0.08
0	B1	Body	GSM1900	661	1880.0	GPRS(2TX)	Front	10mm	\	\	26.65	28.0	0.117	<b>0.16</b>	0.070	<b>0.10</b>	0.03
0	B1	Body	GSM1900	661	1880.0	GPRS(2TX)	Rear	10mm	\	\	26.65	28.0	0.203	<b>0.28</b>	0.127	<b>0.17</b>	-0.02
0	B1	Body	GSM1900	661	1880.0	GPRS(2TX)	Left	10mm	\	\	26.65	28.0	0.042	<b>0.06</b>	0.023	<b>0.03</b>	0.03
0	B1	Body	GSM1900	661	1880.0	GPRS(2TX)	Right	10mm	\	\	26.65	28.0	0.049	<b>0.07</b>	0.026	<b>0.04</b>	-0.14
0	B1	Body	GSM1900	661	1880.0	GPRS(2TX)	Bottom	10mm	\	\	26.65	28.0	0.340	<b>0.46</b>	0.189	<b>0.26</b>	0.04
0	B1	Body	GSM1900	661	1880.0	GPRS(2TX)	Front	15mm	\	\	26.65	28.0	0.078	<b>0.11</b>	0.046	<b>0.06</b>	0.05
0	B1	Body	GSM1900	661	1880.0	GPRS(2TX)	Rear	15mm	\	\	26.65	28.0	0.143	<b>0.20</b>	0.091	<b>0.12</b>	0.08
0	B2	Body	GSM1900	661	1880.0	GPRS(2TX)	Front	10mm	\	\	25.06	26.5	0.072	<b>0.10</b>	0.044	<b>0.06</b>	0.14
0	B2	Body	GSM1900	661	1880.0	GPRS(2TX)	Rear	10mm	\	\	25.06	26.5	0.124	<b>0.17</b>	0.079	<b>0.11</b>	-0.01
0	B2	Body	GSM1900	661	1880.0	GPRS(2TX)	Left	10mm	\	\	25.06	26.5	0.026	<b>0.04</b>	0.014	<b>0.02</b>	-0.14
0	B2	Body	GSM1900	661	1880.0	GPRS(2TX)	Right	10mm	\	\	25.06	26.5	0.030	<b>0.04</b>	0.016	<b>0.02</b>	0.06
0	B2	Body	GSM1900	661	1880.0	GPRS(2TX)	Bottom	10mm	\	\	25.06	26.5	0.208	<b>0.29</b>	0.118	<b>0.16</b>	0.06
0	B2	Body	GSM1900	661	1880.0	GPRS(2TX)	Front	15mm	\	\	25.13	26.5	0.043	<b>0.06</b>	0.024	<b>0.03</b>	-0.19
0	B2	Body	GSM1900	661	1880.0	GPRS(2TX)	Rear	15mm	\	\	25.49	26.5	0.078	<b>0.10</b>	0.048	<b>0.06</b>	0.04

**Table 13.3: WCDMA Band 2 SAR Values**

ANT	Power Level	RF Exposure Conditions	Frequency Band	Channel Number	Frequency (MHz)	Mode/RB	Test Position	Distance	Note	Figure No.	EUT Measured Power (dBm)	Tune up (dBm)	Measured SAR 1g (W/kg)	Calculated SAR 1g (W/kg)	Measured SAR 10g (W/kg)	Calculated SAR 10g (W/kg)	Power Drift
1	A1	Head	WCDMA Band 2	9400	1880.0	RMC	Left Cheek	0mm	\	\	15.00	15.8	0.430	<b>0.52</b>	0.235	<b>0.28</b>	-0.09
1	A1	Head	WCDMA Band 2	9400	1880.0	RMC	Left Tilt	0mm	\	\	15.00	15.8	0.514	<b>0.62</b>	0.256	<b>0.31</b>	-0.11
1	A1	Head	WCDMA Band 2	9400	1880.0	RMC	Right Cheek	0mm	\	\	15.00	15.8	0.748	<b>0.90</b>	0.342	<b>0.41</b>	0.02
1	A1	Head	WCDMA Band 2	9400	1880.0	RMC	Right Tilt	0mm	\	<b>5</b>	15.00	15.8	<b>0.818</b>	<b>0.98</b>	0.360	<b>0.43</b>	-0.06
1	A1	Head	WCDMA Band 2	9538	1907.6	RMC	Right Cheek	0mm	\	\	15.10	15.8	0.715	<b>0.84</b>	0.333	<b>0.39</b>	0.04
1	A1	Head	WCDMA Band 2	9262	1852.4	RMC	Right Cheek	0mm	\	\	15.00	15.8	0.711	<b>0.85</b>	0.322	<b>0.39</b>	-0.17
1	A1	Head	WCDMA Band 2	9538	1907.6	RMC	Right Tilt	0mm	\	\	15.10	15.8	0.782	<b>0.92</b>	0.351	<b>0.41</b>	-0.15
1	A1	Head	WCDMA Band 2	9262	1852.4	RMC	Right Tilt	0mm	\	\	15.00	15.8	0.778	<b>0.94</b>	0.350	<b>0.42</b>	-0.19
1	A2	Head	WCDMA Band 2	9400	1880.0	RMC	Left Cheek	0mm	\	\	14.30	14.8	0.380	<b>0.43</b>	0.208	<b>0.23</b>	-0.16
1	A2	Head	WCDMA Band 2	9400	1880.0	RMC	Left Tilt	0mm	\	\	14.30	14.8	0.454	<b>0.51</b>	0.226	<b>0.25</b>	-0.19
1	A2	Head	WCDMA Band 2	9400	1880.0	RMC	Right Cheek	0mm	\	\	14.30	14.8	0.661	<b>0.74</b>	0.302	<b>0.34</b>	0.07
1	A2	Head	WCDMA Band 2	9400	1880.0	RMC	Right Tilt	0mm	\	\	14.30	14.8	0.723	<b>0.81</b>	0.318	<b>0.36</b>	0.01
1	A2	Head	WCDMA Band 2	9538	1907.6	RMC	Right Tilt	0mm	\	\	14.60	14.8	0.691	<b>0.72</b>	0.310	<b>0.32</b>	0.14
1	A2	Head	WCDMA Band 2	9262	1852.4	RMC	Right Tilt	0mm	\	\	14.40	14.8	0.688	<b>0.75</b>	0.309	<b>0.34</b>	-0.13
1	B1	Body	WCDMA Band 2	9400	1880.0	RMC	Front	10mm	\	\	19.00	19.8	0.284	<b>0.34</b>	0.147	<b>0.18</b>	0.18
1	B1	Body	WCDMA Band 2	9400	1880.0	RMC	Rear	10mm	\	\	19.00	19.8	0.430	<b>0.52</b>	0.221	<b>0.27</b>	0.08
1	B1	Body	WCDMA Band 2	9400	1880.0	RMC	Left	10mm	\	\	19.00	19.8	0.062	<b>0.07</b>	0.035	<b>0.04</b>	0.18
1	B1	Body	WCDMA Band 2	9400	1880.0	RMC	Top	10mm	\	<b>6</b>	19.00	19.8	<b>0.545</b>	<b>0.66</b>	0.266	<b>0.32</b>	0.09
1	B1	Body	WCDMA Band 2	9400	1880.0	RMC	Front	15mm	\	\	19.00	19.8	0.145	<b>0.17</b>	0.079	<b>0.09</b>	0.06
1	B1	Body	WCDMA Band 2	9400	1880.0	RMC	Rear	15mm	\	\	19.00	19.8	0.211	<b>0.25</b>	0.117	<b>0.14</b>	-0.03
1	B2	Body	WCDMA Band 2	9400	1880.0	RMC	Front	10mm	\	\	16.90	17.8	0.238	<b>0.29</b>	0.124	<b>0.15</b>	0.09
1	B2	Body	WCDMA Band 2	9400	1880.0	RMC	Rear	10mm	\	\	16.90	17.8	0.360	<b>0.44</b>	0.186	<b>0.23</b>	-0.07
1	B2	Body	WCDMA Band 2	9400	1880.0	RMC	Left	10mm	\	\	16.90	17.8	0.052	<b>0.06</b>	0.029	<b>0.04</b>	-0.07
1	B2	Body	WCDMA Band 2	9400	1880.0	RMC	Top	10mm	\	\	16.90	17.8	0.456	<b>0.56</b>	0.224	<b>0.28</b>	0.12
1	B2	Body	WCDMA Band 2	9400	1880.0	RMC	Front	15mm	\	\	16.90	17.8	0.123	<b>0.15</b>	0.066	<b>0.08</b>	0.00
1	B2	Body	WCDMA Band 2	9400	1880.0	RMC	Rear	15mm	\	\	16.90	17.8	0.180	<b>0.22</b>	0.102	<b>0.13</b>	0.05
0	A1/A2	Head	WCDMA Band 2	9400	1880.0	RMC	Left Cheek	0mm	\	\	22.60	23.8	0.142	<b>0.19</b>	0.078	<b>0.10</b>	-0.05
0	A1/A2	Head	WCDMA Band 2	9400	1880.0	RMC	Left Tilt	0mm	\	\	22.60	23.8	0.145	<b>0.19</b>	0.079	<b>0.10</b>	0.14
0	A1/A2	Head	WCDMA Band 2	9400	1880.0	RMC	Right Cheek	0mm	\	\	22.60	23.8	0.167	<b>0.22</b>	0.086	<b>0.11</b>	-0.04
0	A1/A2	Head	WCDMA Band 2	9400	1880.0	RMC	Right Tilt	0mm	\	\	22.60	23.8	0.136	<b>0.18</b>	0.066	<b>0.09</b>	0.05
0	B1	Body	WCDMA Band 2	9400	1880.0	RMC	Front	10mm	\	\	21.20	22.3	0.196	<b>0.25</b>	0.119	<b>0.15</b>	0.03
0	B1	Body	WCDMA Band 2	9400	1880.0	RMC	Rear	10mm	\	\	21.20	22.3	0.366	<b>0.47</b>	0.227	<b>0.29</b>	0.16
0	B1	Body	WCDMA Band 2	9400	1880.0	RMC	Left	10mm	\	\	21.20	22.3	0.048	<b>0.06</b>	0.028	<b>0.04</b>	0.04
0	B1	Body	WCDMA Band 2	9400	1880.0	RMC	Right	10mm	\	\	21.20	22.3	0.095	<b>0.12</b>	0.048	<b>0.06</b>	0.12
0	B1	Body	WCDMA Band 2	9400	1880.0	RMC	Bottom	10mm	\	\	21.20	22.3	0.501	<b>0.65</b>	0.296	<b>0.38</b>	0.09
0	B1	Body	WCDMA Band 2	9400	1880.0	RMC	Front	15mm	\	\	21.20	22.3	0.121	<b>0.16</b>	0.074	<b>0.10</b>	0.03
0	B1	Body	WCDMA Band 2	9400	1880.0	RMC	Rear	15mm	\	\	21.20	22.3	0.196	<b>0.25</b>	0.125	<b>0.16</b>	0.12
0	B2	Body	WCDMA Band 2	9400	1880.0	RMC	Front	10mm	\	\	19.00	20.3	0.115	<b>0.16</b>	0.070	<b>0.09</b>	0.10
0	B2	Body	WCDMA Band 2	9400	1880.0	RMC	Rear	10mm	\	\	19.00	20.3	0.214	<b>0.29</b>	0.133	<b>0.18</b>	-0.10
0	B2	Body	WCDMA Band 2	9400	1880.0	RMC	Left	10mm	\	\	19.00	20.3	0.028	<b>0.04</b>	0.017	<b>0.02</b>	-0.14
0	B2	Body	WCDMA Band 2	9400	1880.0	RMC	Right	10mm	\	\	19.00	20.3	0.066	<b>0.09</b>	0.028	<b>0.04</b>	0.07
0	B2	Body	WCDMA Band 2	9400	1880.0	RMC	Bottom	10mm	\	\	19.00	20.3	0.310	<b>0.42</b>	0.174	<b>0.23</b>	-0.01
0	B2	Body	WCDMA Band 2	9400	1880.0	RMC	Front	15mm	\	\	19.00	20.3	0.070	<b>0.09</b>	0.041	<b>0.06</b>	0.07
0	B2	Body	WCDMA Band 2	9400	1880.0	RMC	Rear	15mm	\	\	19.00	20.3	0.114	<b>0.15</b>	0.070	<b>0.09</b>	0.09



Table 13.4: WCDMA Band 4 SAR Values

ANT	Power Level	RF Exposure Conditions	Frequency Band	Channel Number	Frequency (MHz)	Mode/RB	Test Position	Distance	Note	Figure No.	EUT Measured Power (dBm)	Tune up (dBm)	Measured SAR 1g (W/kg)	Calculated SAR 1g (W/kg)	Measured SAR 10g (W/kg)	Calculated SAR 10g (W/kg)	Power Drift
1	A1	Head	WCDMA Band 4	1413	1732.6	RMC	Left Cheek	0mm	\	\	15.00	16.3	0.409	0.55	0.229	0.31	-0.07
1	A1	Head	WCDMA Band 4	1413	1732.6	RMC	Left Tilt	0mm	\	\	15.00	16.3	0.415	0.56	0.231	0.31	0.05
1	A1	Head	WCDMA Band 4	1413	1732.6	RMC	Right Cheek	0mm	\	\	15.00	16.3	0.652	0.88	0.303	0.41	0.03
1	A1	Head	WCDMA Band 4	1413	1732.6	RMC	Right Tilt	0mm	\	\	15.00	16.3	0.767	1.03	0.341	0.46	-0.09
1	A1	Head	WCDMA Band 4	1513	1752.6	RMC	Right Cheek	0mm	\	\	15.00	16.3	0.680	0.92	0.318	0.43	0.09
1	A1	Head	WCDMA Band 4	1312	1712.4	RMC	Right Cheek	0mm	\	\	15.10	16.3	0.579	0.76	0.270	0.36	0.15
1	A1	Head	WCDMA Band 4	1513	1752.6	RMC	Right Tilt	0mm	\	7	15.00	16.3	0.785	1.06	0.348	0.47	0.02
1	A1	Head	WCDMA Band 4	1312	1712.4	RMC	Right Tilt	0mm	\	\	15.10	16.3	0.681	0.90	0.304	0.40	0.05
1	A2	Head	WCDMA Band 4	1413	1732.6	RMC	Left Cheek	0mm	\	\	14.20	15.3	0.309	0.40	0.170	0.22	0.03
1	A2	Head	WCDMA Band 4	1413	1732.6	RMC	Left Tilt	0mm	\	\	14.20	15.3	0.313	0.40	0.172	0.22	0.07
1	A2	Head	WCDMA Band 4	1413	1732.6	RMC	Right Cheek	0mm	\	\	14.20	15.3	0.492	0.63	0.225	0.29	0.13
1	A2	Head	WCDMA Band 4	1413	1732.6	RMC	Right Tilt	0mm	\	\	14.20	15.3	0.579	0.75	0.254	0.33	0.05
1	A2	Head	WCDMA Band 4	1513	1752.6	RMC	Right Tilt	0mm	\	\	13.90	15.3	0.718	0.99	0.316	0.44	0.08
1	A2	Head	WCDMA Band 4	1312	1712.4	RMC	Right Tilt	0mm	\	\	14.00	15.3	0.611	0.82	0.268	0.36	-0.14
1	B1	Body	WCDMA Band 4	1413	1732.6	RMC	Front	10mm	\	\	18.80	19.8	0.251	0.32	0.138	0.17	0.15
1	B1	Body	WCDMA Band 4	1413	1732.6	RMC	Rear	10mm	\	\	18.80	19.8	0.345	0.43	0.193	0.24	0.08
1	B1	Body	WCDMA Band 4	1413	1732.6	RMC	Left	10mm	\	\	18.80	19.8	0.056	0.07	0.032	0.04	0.06
1	B1	Body	WCDMA Band 4	1413	1732.6	RMC	Top	10mm	\	\	18.80	19.8	0.451	0.57	0.223	0.28	-0.08
1	B1	Body	WCDMA Band 4	1413	1732.6	RMC	Front	15mm	\	\	18.80	19.8	0.129	0.16	0.071	0.09	0.06
1	B1	Body	WCDMA Band 4	1413	1732.6	RMC	Rear	15mm	\	\	18.80	19.8	0.167	0.21	0.094	0.12	0.05
1	B2	Body	WCDMA Band 4	1413	1732.6	RMC	Front	10mm	\	\	16.90	17.8	0.169	0.21	0.093	0.11	0.06
1	B2	Body	WCDMA Band 4	1413	1732.6	RMC	Rear	10mm	\	\	16.90	17.8	0.232	0.29	0.129	0.16	0.06
1	B2	Body	WCDMA Band 4	1413	1732.6	RMC	Left	10mm	\	\	16.90	17.8	0.037	0.05	0.021	0.03	-0.03
1	B2	Body	WCDMA Band 4	1413	1732.6	RMC	Top	10mm	\	\	16.90	17.8	0.303	0.37	0.149	0.18	0.09
1	B2	Body	WCDMA Band 4	1513	1752.6	RMC	Front	15mm	\	\	16.90	17.8	0.078	0.10	0.043	0.05	-0.17
1	B2	Body	WCDMA Band 4	1513	1752.6	RMC	Rear	15mm	\	\	16.90	17.8	0.105	0.13	0.060	0.07	0.08
0	A1/A2	Head	WCDMA Band 4	1413	1732.6	RMC	Left Cheek	0mm	\	\	22.30	23.8	0.142	0.20	0.090	0.13	-0.11
0	A1/A2	Head	WCDMA Band 4	1413	1732.6	RMC	Left Tilt	0mm	\	\	22.30	23.8	0.057	0.08	0.036	0.05	0.05
0	A1/A2	Head	WCDMA Band 4	1413	1732.6	RMC	Right Cheek	0mm	\	\	22.30	23.8	0.077	0.11	0.049	0.07	-0.05
0	A1/A2	Head	WCDMA Band 4	1413	1732.6	RMC	Right Tilt	0mm	\	\	22.30	23.8	0.058	0.08	0.035	0.05	0.16
0	B1	Body	WCDMA Band 4	1413	1732.6	RMC	Front	10mm	\	\	20.00	21.3	0.284	0.38	0.161	0.22	-0.03
0	B1	Body	WCDMA Band 4	1413	1732.6	RMC	Rear	10mm	\	\	20.00	21.3	0.315	0.42	0.200	0.27	-0.04
0	B1	Body	WCDMA Band 4	1413	1732.6	RMC	Left	10mm	\	\	20.00	21.3	0.091	0.12	0.053	0.07	0.12
0	B1	Body	WCDMA Band 4	1413	1732.6	RMC	Right	10mm	\	\	20.00	21.3	0.136	0.18	0.075	0.10	0.03
0	B1	Body	WCDMA Band 4	1413	1732.6	RMC	Bottom	10mm	\	8	20.00	21.3	0.500	0.67	0.271	0.37	0.15
0	B1	Body	WCDMA Band 4	1413	1732.6	RMC	Bottom	10mm	SIM2	\	20.00	21.3	0.482	0.65	0.253	0.34	0.11
0	B1	Body	WCDMA Band 4	1413	1732.6	RMC	Front	15mm	\	\	20.00	21.3	0.158	0.21	0.098	0.13	0.03
0	B1	Body	WCDMA Band 4	1413	1732.6	RMC	Rear	15mm	\	\	20.00	21.3	0.195	0.26	0.126	0.17	0.17
0	B2	Body	WCDMA Band 4	1413	1732.6	RMC	Front	10mm	\	\	18.20	19.3	0.181	0.23	0.103	0.13	0.08
0	B2	Body	WCDMA Band 4	1413	1732.6	RMC	Rear	10mm	\	\	18.20	19.3	0.201	0.26	0.128	0.16	0.02
0	B2	Body	WCDMA Band 4	1413	1732.6	RMC	Left	10mm	\	\	18.20	19.3	0.058	0.07	0.034	0.04	0.12
0	B2	Body	WCDMA Band 4	1413	1732.6	RMC	Right	10mm	\	\	18.20	19.3	0.087	0.11	0.048	0.06	0.18
0	B2	Body	WCDMA Band 4	1413	1732.6	RMC	Bottom	10mm	\	\	18.20	19.3	0.319	0.41	0.173	0.22	-0.07
0	B2	Body	WCDMA Band 4	1413	1732.6	RMC	Front	15mm	\	\	18.20	19.3	0.105	0.14	0.062	0.08	0.07
0	B2	Body	WCDMA Band 4	1413	1732.6	RMC	Rear	15mm	\	\	18.20	19.3	0.129	0.17	0.080	0.10	0.11



Table 13.5: WCDMA Band 5 SAR Values

ANT	Power Level	RF Exposure Conditions	Frequency Band	Channel Number	Frequency (MHz)	Mode/RB	Test Position	Distance	Note	Figure No.	EUT Measured Power (dBm)	Tune up (dBm)	Measured SAR 1g (W/kg)	Calculated SAR 1g (W/kg)	Measured SAR 10g (W/kg)	Calculated SAR 10g (W/kg)	Power Drift
1	A1	Head	WCDMA Band 5	4183	836.6	RMC	Left Cheek	0mm	\	\	20.20	21.3	0.345	0.44	0.199	0.26	0.04
1	A1	Head	WCDMA Band 5	4183	836.6	RMC	Left Tilt	0mm	\	\	20.20	21.3	0.294	0.38	0.162	0.21	0.17
1	A1	Head	WCDMA Band 5	4183	836.6	RMC	Right Cheek	0mm	\	9	20.20	21.3	0.484	0.62	0.263	0.34	-0.10
1	A1	Head	WCDMA Band 5	4183	836.6	RMC	Right Tilt	0mm	\	\	20.20	21.3	0.396	0.51	0.208	0.27	0.07
1	A2	Head	WCDMA Band 5	4183	836.6	RMC	Left Cheek	0mm	\	\	19.20	20.3	0.290	0.37	0.175	0.23	-0.17
1	A2	Head	WCDMA Band 5	4183	836.6	RMC	Left Tilt	0mm	\	\	19.20	20.3	0.247	0.32	0.143	0.18	-0.13
1	A2	Head	WCDMA Band 5	4183	836.6	RMC	Right Cheek	0mm	\	\	19.20	20.3	0.406	0.52	0.232	0.30	-0.04
1	A2	Head	WCDMA Band 5	4183	836.6	RMC	Right Tilt	0mm	\	\	19.20	20.3	0.332	0.43	0.183	0.24	0.07
1	B1	Body	WCDMA Band 5	4183	836.6	RMC	Front	10mm	\	\	23.30	24.3	0.205	0.26	0.128	0.16	0.14
1	B1	Body	WCDMA Band 5	4183	836.6	RMC	Rear	10mm	\	10	23.30	24.3	0.387	0.49	0.235	0.30	0.14
1	B1	Body	WCDMA Band 5	4183	836.6	RMC	Left	10mm	\	\	23.30	24.3	0.161	0.20	0.105	0.13	0.03
1	B1	Body	WCDMA Band 5	4183	836.6	RMC	Top	10mm	\	\	23.30	24.3	0.189	0.24	0.104	0.13	-0.15
1	B1	Body	WCDMA Band 5	4183	836.6	RMC	Front	15mm	\	\	23.30	24.3	0.155	0.20	0.112	0.14	-0.03
1	B1	Body	WCDMA Band 5	4183	836.6	RMC	Rear	15mm	\	\	23.30	24.3	0.202	0.25	0.131	0.16	0.07
1	B2	Body	WCDMA Band 5	4183	836.6	RMC	Front	10mm	\	\	22.70	23.8	0.136	0.18	0.083	0.11	0.11
1	B2	Body	WCDMA Band 5	4183	836.6	RMC	Rear	10mm	\	\	22.70	23.8	0.256	0.33	0.153	0.20	-0.15
1	B2	Body	WCDMA Band 5	4183	836.6	RMC	Left	10mm	\	\	22.70	23.8	0.107	0.14	0.068	0.09	-0.05
1	B2	Body	WCDMA Band 5	4183	836.6	RMC	Top	10mm	\	\	22.70	23.8	0.125	0.16	0.068	0.09	0.06
1	B2	Body	WCDMA Band 5	4183	836.6	RMC	Front	15mm	\	\	22.70	23.8	0.103	0.13	0.073	0.09	0.02
1	B2	Body	WCDMA Band 5	4183	836.6	RMC	Rear	15mm	\	\	22.70	23.8	0.180	0.23	0.127	0.16	0.03
0	A1/A2	Head	WCDMA Band 5	4183	836.6	RMC	Left Cheek	0mm	\	\	23.20	24.3	0.181	0.23	0.126	0.16	0.19
0	A1/A2	Head	WCDMA Band 5	4183	836.6	RMC	Left Tilt	0mm	\	\	23.20	24.3	0.096	0.12	0.070	0.09	0.12
0	A1/A2	Head	WCDMA Band 5	4183	836.6	RMC	Right Cheek	0mm	\	\	23.20	24.3	0.155	0.20	0.109	0.14	0.01
0	A1/A2	Head	WCDMA Band 5	4183	836.6	RMC	Right Tilt	0mm	\	\	23.20	24.3	0.084	0.11	0.060	0.08	-0.11
0	B1	Body	WCDMA Band 5	4183	836.6	RMC	Front	10mm	\	\	23.20	24.3	0.172	0.22	0.099	0.13	-0.07
0	B1	Body	WCDMA Band 5	4183	836.6	RMC	Rear	10mm	\	\	23.20	24.3	0.281	0.36	0.163	0.21	0.04
0	B1	Body	WCDMA Band 5	4183	836.6	RMC	Left	10mm	\	\	23.20	24.3	0.122	0.16	0.080	0.10	-0.12
0	B1	Body	WCDMA Band 5	4183	836.6	RMC	Right	10mm	\	\	23.20	24.3	0.118	0.15	0.078	0.10	-0.03
0	B1	Body	WCDMA Band 5	4183	836.6	RMC	Bottom	10mm	\	\	23.20	24.3	0.197	0.25	0.109	0.14	0.17
0	B1	Body	WCDMA Band 5	4183	836.6	RMC	Front	15mm	\	\	23.20	24.3	0.120	0.15	0.107	0.14	0.06
0	B1	Body	WCDMA Band 5	4183	836.6	RMC	Rear	15mm	\	\	23.20	24.3	0.162	0.21	0.122	0.16	0.13
0	B2	Body	WCDMA Band 5	4183	836.6	RMC	Front	10mm	\	\	22.40	23.3	0.142	0.17	0.081	0.10	0.10
0	B2	Body	WCDMA Band 5	4183	836.6	RMC	Rear	10mm	\	\	22.40	23.3	0.232	0.29	0.133	0.16	0.12
0	B2	Body	WCDMA Band 5	4183	836.6	RMC	Left	10mm	\	\	22.40	23.3	0.101	0.12	0.065	0.08	-0.03
0	B2	Body	WCDMA Band 5	4183	836.6	RMC	Right	10mm	\	\	22.40	23.3	0.097	0.12	0.064	0.08	0.07
0	B2	Body	WCDMA Band 5	4183	836.6	RMC	Bottom	10mm	\	\	22.40	23.3	0.163	0.20	0.089	0.11	-0.08
0	B2	Body	WCDMA Band 5	4183	836.6	RMC	Front	15mm	\	\	22.40	23.3	0.101	0.12	0.085	0.10	0.10
0	B2	Body	WCDMA Band 5	4183	836.6	RMC	Rear	15mm	\	\	22.40	23.3	0.137	0.17	0.097	0.12	0.03





Table 13.6: LTE Band 2 SAR Values

ANT	Power Level	RF Exposure Conditions	Frequency Band	Channel Number	Frequency (MHz)	Mode/RB	Test Position	Distance	Note	Figure No.	EUT Measured Power (dBm)	Tune up (dBm)	Measured SAR 1g (W/kg)	Calculated SAR 1g (W/kg)	Measured SAR 10g (W/kg)	Calculated SAR 10g (W/kg)	Power Drift
1	A1	Head	LTE Band 2	19100	1900.0	1RB50	Left Cheek	0mm	\	\	15.32	15.8	0.409	0.46	0.216	0.24	-0.05
1	A1	Head	LTE Band 2	19100	1900.0	50RB50	Left Cheek	0mm	\	\	15.29	15.8	0.360	0.40	0.190	0.21	0.04
1	A1	Head	LTE Band 2	19100	1900.0	1RB50	Left Tilt	0mm	\	\	15.32	15.8	0.484	0.54	0.238	0.27	0.01
1	A1	Head	LTE Band 2	19100	1900.0	50RB50	Left Tilt	0mm	\	\	15.29	15.8	0.474	0.53	0.233	0.26	-0.03
1	A1	Head	LTE Band 2	19100	1900.0	1RB50	Right Cheek	0mm	\	\	15.32	15.8	0.555	0.62	0.251	0.28	-0.10
1	A1	Head	LTE Band 2	19100	1900.0	50RB50	Right Cheek	0mm	\	\	15.29	15.8	0.567	0.64	0.273	0.31	0.01
1	A1	Head	LTE Band 2	19100	1900.0	1RB50	Right Tilt	0mm	\	11	15.32	15.8	0.667	0.74	0.295	0.33	0.07
1	A1	Head	LTE Band 2	19100	1900.0	50RB50	Right Tilt	0mm	\	\	15.29	15.8	0.607	0.68	0.281	0.32	0.10
1	A2	Head	LTE Band 2	19100	1900.0	1RB50	Left Cheek	0mm	\	\	14.44	14.8	0.346	0.38	0.178	0.19	0.17
1	A2	Head	LTE Band 2	19100	1900.0	50RB50	Left Cheek	0mm	\	\	14.35	14.8	0.304	0.34	0.157	0.17	0.16
1	A2	Head	LTE Band 2	19100	1900.0	1RB50	Left Tilt	0mm	\	\	14.44	14.8	0.409	0.44	0.196	0.21	0.06
1	A2	Head	LTE Band 2	19100	1900.0	50RB50	Left Tilt	0mm	\	\	14.35	14.8	0.401	0.44	0.192	0.21	0.04
1	A2	Head	LTE Band 2	19100	1900.0	1RB50	Right Cheek	0mm	\	\	14.44	14.8	0.469	0.51	0.207	0.22	-0.04
1	A2	Head	LTE Band 2	19100	1900.0	50RB50	Right Cheek	0mm	\	\	14.35	14.8	0.479	0.53	0.225	0.25	-0.08
1	A2	Head	LTE Band 2	19100	1900.0	1RB50	Right Tilt	0mm	\	\	14.44	14.8	0.564	0.61	0.243	0.26	-0.16
1	A2	Head	LTE Band 2	19100	1900.0	50RB50	Right Tilt	0mm	\	\	14.35	14.8	0.513	0.57	0.231	0.26	0.11
1	B1	Body	LTE Band 2	19100	1900.0	1RB50	Front	10mm	\	\	18.76	19.3	0.267	0.30	0.139	0.16	0.13
1	B1	Body	LTE Band 2	19100	1900.0	50RB50	Front	10mm	\	\	18.79	19.3	0.279	0.31	0.142	0.16	0.12
1	B1	Body	LTE Band 2	19100	1900.0	1RB50	Rear	10mm	\	\	18.76	19.3	0.344	0.39	0.183	0.21	0.19
1	B1	Body	LTE Band 2	19100	1900.0	50RB50	Rear	10mm	\	\	18.79	19.3	0.355	0.40	0.186	0.21	-0.16
1	B1	Body	LTE Band 2	19100	1900.0	1RB50	Left	10mm	\	\	18.76	19.3	0.062	0.07	0.035	0.04	0.11
1	B1	Body	LTE Band 2	19100	1900.0	50RB50	Left	10mm	\	\	18.79	19.3	0.061	0.07	0.035	0.04	-0.12
1	B1	Body	LTE Band 2	19100	1900.0	1RB50	Top	10mm	\	\	18.76	19.3	0.503	0.57	0.251	0.28	-0.17
1	B1	Body	LTE Band 2	19100	1900.0	50RB50	Top	10mm	\	\	18.79	19.3	0.479	0.54	0.233	0.26	-0.08
1	B1	Body	LTE Band 2	19100	1900.0	1RB50	Front	15mm	\	\	18.76	19.3	0.136	0.15	0.076	0.09	-0.05
1	B1	Body	LTE Band 2	19100	1900.0	50RB50	Front	15mm	\	\	18.79	19.3	0.143	0.16	0.086	0.10	0.18
1	B1	Body	LTE Band 2	19100	1900.0	1RB50	Rear	15mm	\	\	18.76	19.3	0.187	0.21	0.103	0.12	0.01
1	B1	Body	LTE Band 2	19100	1900.0	50RB50	Rear	15mm	\	\	18.79	19.3	0.194	0.22	0.108	0.12	0.09
1	B2	Body	LTE Band 2	19100	1900.0	1RB50	Front	10mm	\	\	17.22	17.8	0.202	0.23	0.103	0.12	0.11
1	B2	Body	LTE Band 2	19100	1900.0	50RB50	Front	10mm	\	\	17.24	17.8	0.211	0.24	0.105	0.12	0.15
1	B2	Body	LTE Band 2	19100	1900.0	1RB50	Rear	10mm	\	\	17.22	17.8	0.260	0.30	0.136	0.16	0.08
1	B2	Body	LTE Band 2	19100	1900.0	50RB50	Rear	10mm	\	\	17.24	17.8	0.268	0.30	0.138	0.16	0.01
1	B2	Body	LTE Band 2	19100	1900.0	1RB50	Left	10mm	\	\	17.22	17.8	0.047	0.05	0.026	0.03	-0.02
1	B2	Body	LTE Band 2	19100	1900.0	50RB50	Left	10mm	\	\	17.24	17.8	0.046	0.05	0.026	0.03	-0.10
1	B2	Body	LTE Band 2	19100	1900.0	1RB50	Top	10mm	\	\	17.22	17.8	0.380	0.43	0.186	0.21	0.07
1	B2	Body	LTE Band 2	19100	1900.0	50RB50	Top	10mm	\	\	17.24	17.8	0.362	0.41	0.173	0.20	-0.18
1	B2	Body	LTE Band 2	19100	1900.0	1RB50	Front	15mm	\	\	17.22	17.8	0.103	0.12	0.056	0.06	-0.12
1	B2	Body	LTE Band 2	19100	1900.0	50RB50	Front	15mm	\	\	17.24	17.8	0.108	0.12	0.064	0.07	-0.19
1	B2	Body	LTE Band 2	19100	1900.0	1RB50	Rear	15mm	\	\	17.22	17.8	0.141	0.16	0.076	0.09	0.19
1	B2	Body	LTE Band 2	19100	1900.0	50RB50	Rear	15mm	\	\	17.24	17.8	0.147	0.17	0.082	0.09	0.19
0	A1/A2	Head	LTE Band 2	19100	1900.0	1RB50	Left Cheek	0mm	\	\	22.53	23.3	0.145	0.17	0.094	0.11	-0.11
0	A1/A2	Head	LTE Band 2	19100	1900.0	50RB50	Left Cheek	0mm	\	\	21.54	22.3	0.131	0.16	0.084	0.10	-0.16
0	A1/A2	Head	LTE Band 2	19100	1900.0	1RB50	Left Tilt	0mm	\	\	22.53	23.3	0.058	0.07	0.037	0.04	0.12
0	A1/A2	Head	LTE Band 2	19100	1900.0	50RB50	Left Tilt	0mm	\	\	21.54	22.3	0.052	0.06	0.034	0.04	0.11
0	A1/A2	Head	LTE Band 2	19100	1900.0	1RB50	Right Cheek	0mm	\	\	22.53	23.3	0.079	0.09	0.051	0.06	-0.04
0	A1/A2	Head	LTE Band 2	19100	1900.0	50RB50	Right Cheek	0mm	\	\	21.54	22.3	0.071	0.08	0.046	0.05	0.10
0	A1/A2	Head	LTE Band 2	19100	1900.0	1RB50	Right Tilt	0mm	\	\	22.53	23.3	0.059	0.07	0.036	0.04	-0.02
0	A1/A2	Head	LTE Band 2	19100	1900.0	50RB50	Right Tilt	0mm	\	\	21.54	22.3	0.053	0.06	0.033	0.04	0.15
0	B1	Body	LTE Band 2	19100	1900.0	1RB50	Front	10mm	\	\	21.58	22.3	0.193	0.23	0.118	0.14	-0.04
0	B1	Body	LTE Band 2	19100	1900.0	50RB50	Front	10mm	\	\	21.53	22.3	0.185	0.22	0.112	0.13	-0.01
0	B1	Body	LTE Band 2	19100	1900.0	1RB50	Rear	10mm	\	\	21.58	22.3	0.286	0.34	0.167	0.20	0.12
0	B1	Body	LTE Band 2	19100	1900.0	50RB50	Rear	10mm	\	\	21.53	22.3	0.254	0.30	0.131	0.16	-0.18
0	B1	Body	LTE Band 2	19100	1900.0	1RB50	Left	10mm	\	\	21.58	22.3	0.080	0.09	0.048	0.06	-0.14
0	B1	Body	LTE Band 2	19100	1900.0	50RB50	Left	10mm	\	\	21.53	22.3	0.078	0.09	0.047	0.06	-0.14
0	B1	Body	LTE Band 2	19100	1900.0	1RB50	Right	10mm	\	\	21.58	22.3	0.122	0.14	0.064	0.08	0.19
0	B1	Body	LTE Band 2	19100	1900.0	50RB50	Right	10mm	\	\	21.53	22.3	0.126	0.15	0.067	0.08	0.02
0	B1	Body	LTE Band 2	19100	1900.0	1RB50	Bottom	10mm	\	12	21.58	22.3	0.535	0.63	0.301	0.36	-0.05
0	B1	Body	LTE Band 2	19100	1900.0	50RB50	Bottom	10mm	\	\	21.53	22.3	0.510	0.61	0.298	0.36	-0.09
0	B1	Body	LTE Band 2	19100	1900.0	1RB50	Front	15mm	\	\	21.58	22.3	0.106	0.13	0.066	0.08	0.07
0	B1	Body	LTE Band 2	19100	1900.0	50RB50	Front	15mm	\	\	21.53	22.3	0.105	0.13	0.066	0.08	0.04
0	B1	Body	LTE Band 2	19100	1900.0	1RB50	Rear	15mm	\	\	21.58	22.3	0.178	0.21	0.113	0.13	0.02
0	B1	Body	LTE Band 2	19100	1900.0	50RB50	Rear	15mm	\	\	21.53	22.3	0.157	0.19	0.108	0.13	0.12
0	B2	Body	LTE Band 2	19100	1900.0	1RB50	Front	10mm	\	\	20.09	20.8	0.142	0.17	0.086	0.10	0.02
0	B2	Body	LTE Band 2	19100	1900.0	50RB50	Front	10mm	\	\	20.06	20.8	0.137	0.16	0.082	0.10	0.15
0	B2	Body	LTE Band 2	19100	1900.0	1RB50	Rear	10mm	\	\	20.09	20.8	0.211	0.25	0.122	0.14	0.10
0	B2	Body	LTE Band 2	19100	1900.0	50RB50	Rear	10mm	\	\	20.06	20.8	0.188	0.22	0.096	0.11	-0.17
0	B2	Body	LTE Band 2	19100	1900.0	1RB50	Left	10mm	\	\	20.09	20.8	0.059	0.07	0.035	0.04	-0.12
0	B2	Body	LTE Band 2	19100	1900.0	50RB50	Left	10mm	\	\	20.06	20.8	0.058	0.07	0.035	0.04	0.08
0	B2	Body	LTE Band 2	19100	1900.0	1RB50	Right	10mm	\	\	20.09	20.8	0.090	0.11	0.047	0.06	-0.01
0	B2	Body	LTE Band 2	19100	1900.0	50RB50	Right	10mm	\	\	20.06	20.8	0.093	0.11	0.049	0.06	0.06
0	B2	Body	LTE Band 2	19100	1900.0	1RB50	Bottom	10mm	\	\	20.09	20.8	0.395	0.47	0.220	0.26	-0.08
0	B2	Body	LTE Band 2	19100	1900.0	50RB50	Bottom	10mm	\	\	20.06	20.8	0.377	0.45	0.218	0.26	0.14
0	B2	Body	LTE Band 2	19100	1900.0	1RB50	Front	15mm	\	\	20.09	20.8	0.074	0.09	0.045	0.05	-0.14
0	B2	Body	LTE Band 2	19100	1900.0	50RB50	Front	15mm	\	\	20.06	20.8	0.074	0.09	0.044	0.05	0.14
0	B2	Body	LTE Band 2	19100	1900.0	1RB50	Rear	15mm	\	\	20.09	20.8	0.125	0.15	0.076	0.09	0.07
0	B2	Body	LTE Band 2	19100	1900.0	50RB50	Rear	15mm	\	\	20.06	20.8	0.110	0.13	0.073	0.09	0.08

**Table 13.7: LTE Band 4 SAR Values**

ANT	Power Level	RF Exposure Conditions	Frequency Band	Channel Number	Frequency (MHz)	Mode/RB	Test Position	Distance	Note	Figure No.	EUT Measured Power (dBm)	Tune up (dBm)	Measured SAR 1g (W/kg)	Calculated SAR 1g (W/kg)	Measured SAR 10g (W/kg)	Calculated SAR 10g (W/kg)	Power Drift
1	A1	Head	LTE Band 4	20300	1745.0	1RB99	Left Cheek	0mm	\	\	15.63	15.8	0.336	<b>0.35</b>	0.181	<b>0.19</b>	0.13
1	A1	Head	LTE Band 4	20300	1745.0	50RB0	Left Cheek	0mm	\	\	15.57	15.8	0.347	<b>0.37</b>	0.186	<b>0.20</b>	0.01
1	A1	Head	LTE Band 4	20300	1745.0	1RB99	Left Tilt	0mm	\	\	15.63	15.8	0.451	<b>0.47</b>	0.228	<b>0.24</b>	-0.07
1	A1	Head	LTE Band 4	20300	1745.0	50RB0	Left Tilt	0mm	\	\	15.57	15.8	0.467	<b>0.49</b>	0.232	<b>0.24</b>	0.10
1	A1	Head	LTE Band 4	20300	1745.0	1RB99	Right Cheek	0mm	\	\	15.63	15.8	0.589	<b>0.61</b>	0.263	<b>0.27</b>	0.03
1	A1	Head	LTE Band 4	20300	1745.0	50RB0	Right Cheek	0mm	\	\	15.57	15.8	0.596	<b>0.63</b>	0.288	<b>0.30</b>	0.05
1	A1	Head	LTE Band 4	20300	1745.0	1RB99	Right Tilt	0mm	\	\	15.63	15.8	0.624	<b>0.65</b>	0.290	<b>0.30</b>	0.08
1	A1	Head	LTE Band 4	20300	1745.0	50RB0	Right Tilt	0mm	\	<b>13</b>	15.57	15.8	0.675	<b>0.71</b>	0.296	<b>0.31</b>	-0.01
1	A2	Head	LTE Band 4	20300	1745.0	1RB99	Left Cheek	0mm	\	\	14.61	14.8	0.340	<b>0.36</b>	0.184	<b>0.19</b>	0.05
1	A2	Head	LTE Band 4	20300	1745.0	50RB0	Left Cheek	0mm	\	\	14.49	14.8	0.351	<b>0.38</b>	0.190	<b>0.20</b>	0.03
1	A2	Head	LTE Band 4	20300	1745.0	1RB99	Left Tilt	0mm	\	\	14.61	14.8	0.456	<b>0.48</b>	0.232	<b>0.24</b>	0.03
1	A2	Head	LTE Band 4	20300	1745.0	50RB0	Left Tilt	0mm	\	\	14.49	14.8	0.472	<b>0.51</b>	0.236	<b>0.25</b>	-0.14
1	A2	Head	LTE Band 4	20300	1745.0	1RB99	Right Cheek	0mm	\	\	14.61	14.8	0.596	<b>0.62</b>	0.268	<b>0.28</b>	-0.19
1	A2	Head	LTE Band 4	20300	1745.0	50RB0	Right Cheek	0mm	\	\	14.49	14.8	0.603	<b>0.65</b>	0.293	<b>0.31</b>	0.02
1	A2	Head	LTE Band 4	20300	1745.0	1RB99	Right Tilt	0mm	\	\	14.61	14.8	0.631	<b>0.66</b>	0.295	<b>0.31</b>	-0.11
1	A2	Head	LTE Band 4	20300	1745.0	50RB0	Right Tilt	0mm	\	\	14.49	14.8	0.683	<b>0.73</b>	0.301	<b>0.32</b>	0.02
1	B1	Body	LTE Band 4	20300	1745.0	1RB0	Front	10mm	\	\	19.45	19.8	0.401	<b>0.43</b>	0.201	<b>0.22</b>	0.05
1	B1	Body	LTE Band 4	20300	1745.0	50RB0	Front	10mm	\	\	19.42	19.8	0.408	<b>0.45</b>	0.203	<b>0.22</b>	-0.13
1	B1	Body	LTE Band 4	20300	1745.0	1RB0	Rear	10mm	\	\	19.45	19.8	0.449	<b>0.49</b>	0.239	<b>0.26</b>	0.11
1	B1	Body	LTE Band 4	20300	1745.0	50RB0	Rear	10mm	\	\	19.42	19.8	0.453	<b>0.49</b>	0.241	<b>0.26</b>	-0.12
1	B1	Body	LTE Band 4	20300	1745.0	1RB0	Left	10mm	\	\	19.45	19.8	0.083	<b>0.09</b>	0.047	<b>0.05</b>	0.16
1	B1	Body	LTE Band 4	20300	1745.0	50RB0	Left	10mm	\	\	19.42	19.8	0.089	<b>0.10</b>	0.049	<b>0.05</b>	0.17
1	B1	Body	LTE Band 4	20300	1745.0	1RB0	Top	10mm	\	\	19.45	19.8	0.542	<b>0.59</b>	0.272	<b>0.29</b>	0.09
1	B1	Body	LTE Band 4	20300	1745.0	50RB0	Top	10mm	\	<b>14</b>	19.42	19.8	<b>0.593</b>	<b>0.65</b>	0.298	<b>0.33</b>	0.02
1	B1	Body	LTE Band 4	20300	1745.0	1RB0	Front	15mm	\	\	19.45	19.8	0.197	<b>0.21</b>	0.105	<b>0.11</b>	-0.11
1	B1	Body	LTE Band 4	20300	1745.0	50RB0	Front	15mm	\	\	19.42	19.8	0.203	<b>0.22</b>	0.109	<b>0.12</b>	0.18
1	B1	Body	LTE Band 4	20300	1745.0	1RB0	Rear	15mm	\	\	19.45	19.8	0.215	<b>0.23</b>	0.124	<b>0.13</b>	-0.08
1	B1	Body	LTE Band 4	20300	1745.0	50RB0	Rear	15mm	\	\	19.42	19.8	0.298	<b>0.33</b>	0.169	<b>0.18</b>	0.14
1	B2	Body	LTE Band 4	20300	1745.0	1RB0	Front	10mm	\	\	17.55	17.8	0.303	<b>0.32</b>	0.149	<b>0.16</b>	0.10
1	B2	Body	LTE Band 4	20300	1745.0	50RB0	Front	10mm	\	\	17.57	17.8	0.308	<b>0.32</b>	0.151	<b>0.16</b>	0.16
1	B2	Body	LTE Band 4	20300	1745.0	1RB0	Rear	10mm	\	\	17.55	17.8	0.339	<b>0.36</b>	0.177	<b>0.19</b>	-0.16
1	B2	Body	LTE Band 4	20300	1745.0	50RB0	Rear	10mm	\	\	17.57	17.8	0.342	<b>0.36</b>	0.179	<b>0.19</b>	-0.17
1	B2	Body	LTE Band 4	20300	1745.0	1RB0	Left	10mm	\	\	17.55	17.8	0.063	<b>0.07</b>	0.035	<b>0.04</b>	-0.12
1	B2	Body	LTE Band 4	20300	1745.0	50RB0	Left	10mm	\	\	17.57	17.8	0.067	<b>0.07</b>	0.036	<b>0.04</b>	0.14
1	B2	Body	LTE Band 4	20300	1745.0	1RB0	Top	10mm	\	\	17.55	17.8	0.409	<b>0.43</b>	0.202	<b>0.21</b>	0.13
1	B2	Body	LTE Band 4	20300	1745.0	50RB0	Top	10mm	\	\	17.57	17.8	0.448	<b>0.47</b>	0.221	<b>0.23</b>	0.04
1	B2	Body	LTE Band 4	20300	1745.0	1RB0	Front	15mm	\	\	17.55	17.8	0.149	<b>0.16</b>	0.078	<b>0.08</b>	0.18
1	B2	Body	LTE Band 4	20300	1745.0	50RB0	Front	15mm	\	\	17.57	17.8	0.153	<b>0.16</b>	0.081	<b>0.09</b>	-0.04
1	B2	Body	LTE Band 4	20300	1745.0	1RB0	Rear	15mm	\	\	17.55	17.8	0.162	<b>0.17</b>	0.092	<b>0.10</b>	0.02
1	B2	Body	LTE Band 4	20300	1745.0	50RB0	Rear	15mm	\	\	17.57	17.8	0.172	<b>0.18</b>	0.098	<b>0.10</b>	0.10
0	A1/A2	Head	LTE Band 4	20300	1745.0	1RB50	Left Cheek	0mm	\	\	23.59	23.8	0.136	<b>0.14</b>	0.084	<b>0.09</b>	-0.12
0	A1/A2	Head	LTE Band 4	20300	1745.0	50RB0	Left Cheek	0mm	\	\	22.61	22.8	0.115	<b>0.12</b>	0.075	<b>0.08</b>	-0.02
0	A1/A2	Head	LTE Band 4	20300	1745.0	1RB50	Left Tilt	0mm	\	\	23.59	23.8	0.055	<b>0.06</b>	0.033	<b>0.04</b>	0.02
0	A1/A2	Head	LTE Band 4	20300	1745.0	50RB0	Left Tilt	0mm	\	\	22.61	22.8	0.046	<b>0.05</b>	0.030	<b>0.03</b>	0.06
0	A1/A2	Head	LTE Band 4	20300	1745.0	1RB50	Right Cheek	0mm	\	\	23.59	23.8	0.074	<b>0.08</b>	0.046	<b>0.05</b>	-0.03
0	A1/A2	Head	LTE Band 4	20300	1745.0	50RB0	Right Cheek	0mm	\	\	22.61	22.8	0.063	<b>0.07</b>	0.041	<b>0.04</b>	0.03
0	A1/A2	Head	LTE Band 4	20300	1745.0	1RB50	Right Tilt	0mm	\	\	23.59	23.8	0.056	<b>0.06</b>	0.033	<b>0.03</b>	-0.04
0	A1/A2	Head	LTE Band 4	20300	1745.0	50RB0	Right Tilt	0mm	\	\	22.61	22.8	0.047	<b>0.05</b>	0.029	<b>0.03</b>	0.17
0	B1	Body	LTE Band 4	20300	1745.0	1RB50	Front	10mm	\	\	21.21	21.3	0.317	<b>0.32</b>	0.186	<b>0.19</b>	-0.15
0	B1	Body	LTE Band 4	20300	1745.0	50RB25	Front	10mm	\	\	21.14	21.3	0.313	<b>0.32</b>	0.185	<b>0.19</b>	-0.18
0	B1	Body	LTE Band 4	20300	1745.0	1RB50	Rear	10mm	\	\	21.21	21.3	0.388	<b>0.40</b>	0.247	<b>0.25</b>	-0.08
0	B1	Body	LTE Band 4	20300	1745.0	50RB25	Rear	10mm	\	\	21.14	21.3	0.352	<b>0.37</b>	0.237	<b>0.25</b>	-0.11
0	B1	Body	LTE Band 4	20300	1745.0	1RB50	Left	10mm	\	\	21.21	21.3	0.085	<b>0.09</b>	0.049	<b>0.05</b>	0.03
0	B1	Body	LTE Band 4	20300	1745.0	50RB25	Left	10mm	\	\	21.14	21.3	0.087	<b>0.09</b>	0.049	<b>0.05</b>	-0.17
0	B1	Body	LTE Band 4	20300	1745.0	1RB50	Right	10mm	\	\	21.21	21.3	0.139	<b>0.14</b>	0.077	<b>0.08</b>	0.15
0	B1	Body	LTE Band 4	20300	1745.0	50RB25	Right	10mm	\	\	21.14	21.3	0.135	<b>0.14</b>	0.073	<b>0.08</b>	0.04
0	B1	Body	LTE Band 4	20300	1745.0	1RB50	Bottom	10mm	\	\	21.21	21.3	0.587	<b>0.60</b>	0.322	<b>0.33</b>	-0.09
0	B1	Body	LTE Band 4	20300	1745.0	50RB25	Bottom	10mm	\	\	21.14	21.3	0.577	<b>0.60</b>	0.302	<b>0.31</b>	0.04
0	B1	Body	LTE Band 4	20300	1745.0	1RB50	Front	15mm	\	\	21.21	21.3	0.194	<b>0.20</b>	0.119	<b>0.12</b>	-0.10
0	B1	Body	LTE Band 4	20300	1745.0	50RB25	Front	15mm	\	\	21.14	21.3	0.186	<b>0.19</b>	0.113	<b>0.12</b>	0.12
0	B1	Body	LTE Band 4	20300	1745.0	1RB50	Rear	15mm	\	\	21.21	21.3	0.216	<b>0.22</b>	0.139	<b>0.14</b>	-0.01
0	B1	Body	LTE Band 4	20300	1745.0	50RB25	Rear	15mm	\	\	21.14	21.3	0.205	<b>0.21</b>	0.123	<b>0.13</b>	0.05
0	B2	Body	LTE Band 4	20300	1745.0	1RB50	Front	10mm	\	\	19.62	19.8	0.262	<b>0.27</b>	0.155	<b>0.16</b>	-0.03
0	B2	Body	LTE Band 4	20300	1745.0	50RB25	Front	10mm	\	\	19.57	19.8	0.259	<b>0.27</b>	0.154	<b>0.16</b>	0.17
0	B2	Body	LTE Band 4	20300	1745.0	1RB50	Rear	10mm	\	\	19.62	19.8	0.321	<b>0.33</b>	0.206	<b>0.21</b>	0.15
0	B2	Body	LTE Band 4	20300	1745.0	50RB25	Rear	10mm	\	\	19.57	19.8	0.291	<b>0.31</b>	0.197	<b>0.21</b>	0.03
0	B2	Body	LTE Band 4	20300	1745.0	1RB50	Left	10mm	\	\	19.62	19.8	0.071	<b>0.07</b>	0.040	<b>0.04</b>	-0.03
0	B2	Body	LTE Band 4	20300	1745.0	50RB25	Left	10mm	\	\	19.57	19.8	0.072	<b>0.08</b>	0.041	<b>0.04</b>	-0.13
0	B2	Body	LTE Band 4	20300	1745.0	1RB50	Right	10mm	\	\	19.62	19.8	0.115	<b>0.12</b>	0.064	<b>0.07</b>	0.12
0	B2	Body	LTE Band 4	20300	1745.0	50RB25	Right	10mm	\	\	19.57	19.8	0.112	<b>0.12</b>	0.061	<b>0.06</b>	0.02
0	B2	Body	LTE Band 4	20300	1745.0	1RB50	Bottom	10mm	\	\	19.62	19.8	0.486	<b>0.51</b>	0.268	<b>0.28</b>	0.17
0	B2	Body	LTE Band 4	20300	1745.0	50RB25	Bottom	10mm	\	\	19.57	19.8	0.478	<b>0.50</b>	0.251	<b>0.26</b>	0.07
0	B2	Body	LTE Band 4	20300	1745.0	1RB50	Front	15mm	\	\	19.62	19.8	0.143	<b>0.15</b>	0.084	<b>0.09</b>	-0.06
0	B2	Body	LTE Band 4	20300	1745.0	50RB25	Front	15mm	\	\	19.57	19.8	0.137	<b>0.14</b>	0.082	<b>0.09</b>	0.15
0	B2	Body	LTE Band 4	20300	1745.0	1RB50	Rear	15mm	\	\	19.62						

**Table 13.8: LTE Band 5 SAR Values**

ANT	Power Level	RF Exposure Conditions	Frequency Band	Channel Number	Frequency (MHz)	Mode/RB	Test Position	Distance	Note	Figure No.	EUT Measured Power (dBm)	Tune up (dBm)	Measured SAR 1g (W/kg)	Calculated SAR 1g (W/kg)	Measured SAR 10g (W/kg)	Calculated SAR 10g (W/kg)	Power Drift
1	A1	Head	LTE Band 5	20525	836.5	1RB24	Left Cheek	0mm	\	\	20.39	21.3	0.489	0.60	0.320	0.39	0.03
1	A1	Head	LTE Band 5	20525	836.5	25RB12	Left Cheek	0mm	\	\	20.41	21.3	0.466	0.57	0.305	0.37	-0.09
1	A1	Head	LTE Band 5	20525	836.5	1RB24	Left Tilt	0mm	\	\	20.39	21.3	0.432	0.53	0.269	0.33	0.09
1	A1	Head	LTE Band 5	20525	836.5	25RB12	Left Tilt	0mm	\	\	20.41	21.3	0.427	0.52	0.264	0.32	-0.07
1	A1	Head	LTE Band 5	20525	836.5	1RB24	Right Cheek	0mm	\	\	20.39	21.3	0.585	0.72	0.305	0.38	0.05
1	A1	Head	LTE Band 5	20525	836.5	25RB12	Right Cheek	0mm	\	\	20.41	21.3	0.555	0.68	0.304	0.37	0.13
1	A1	Head	LTE Band 5	20525	836.5	1RB24	Right Tilt	0mm	\	15	20.39	21.3	0.606	0.75	0.284	0.35	0.03
1	A1	Head	LTE Band 5	20525	836.5	25RB12	Right Tilt	0mm	\	\	20.41	21.3	0.605	0.74	0.284	0.35	0.04
1	A2	Head	LTE Band 5	20525	836.5	1RB24	Left Cheek	0mm	\	\	19.67	20.3	0.362	0.42	0.232	0.27	0.01
1	A2	Head	LTE Band 5	20525	836.5	25RB12	Left Cheek	0mm	\	\	19.58	20.3	0.345	0.41	0.221	0.26	0.11
1	A2	Head	LTE Band 5	20525	836.5	1RB24	Left Tilt	0mm	\	\	19.67	20.3	0.319	0.37	0.195	0.23	0.15
1	A2	Head	LTE Band 5	20525	836.5	25RB12	Left Tilt	0mm	\	\	19.58	20.3	0.316	0.37	0.191	0.23	-0.12
1	A2	Head	LTE Band 5	20525	836.5	1RB24	Right Cheek	0mm	\	\	19.67	20.3	0.432	0.50	0.221	0.26	-0.16
1	A2	Head	LTE Band 5	20525	836.5	25RB12	Right Cheek	0mm	\	\	19.58	20.3	0.410	0.48	0.221	0.26	0.14
1	A2	Head	LTE Band 5	20525	836.5	1RB24	Right Tilt	0mm	\	\	19.67	20.3	0.448	0.52	0.206	0.24	0.16
1	A2	Head	LTE Band 5	20525	836.5	25RB12	Right Tilt	0mm	\	\	19.58	20.3	0.447	0.53	0.206	0.24	-0.15
1	B1	Body	LTE Band 5	20525	836.5	1RB24	Front	10mm	\	\	22.93	23.8	0.101	0.12	0.063	0.08	-0.06
1	B1	Body	LTE Band 5	20525	836.5	25RB12	Front	10mm	\	\	22.38	23.3	0.078	0.10	0.048	0.06	0.06
1	B1	Body	LTE Band 5	20525	836.5	1RB24	Rear	10mm	\	\	22.93	23.8	0.143	0.17	0.086	0.11	-0.01
1	B1	Body	LTE Band 5	20525	836.5	25RB12	Rear	10mm	\	\	22.38	23.3	0.096	0.12	0.060	0.07	0.16
1	B1	Body	LTE Band 5	20525	836.5	1RB24	Left	10mm	\	\	22.93	23.8	0.086	0.11	0.057	0.07	0.06
1	B1	Body	LTE Band 5	20525	836.5	25RB12	Left	10mm	\	\	22.38	23.3	0.068	0.08	0.043	0.05	-0.14
1	B1	Body	LTE Band 5	20525	836.5	1RB24	Top	10mm	\	\	22.93	23.8	0.098	0.12	0.055	0.07	-0.05
1	B1	Body	LTE Band 5	20525	836.5	25RB12	Top	10mm	\	\	22.38	23.3	0.074	0.09	0.041	0.05	0.04
1	B1	Body	LTE Band 5	20525	836.5	1RB24	Front	15mm	\	\	22.93	23.8	0.066	0.08	0.043	0.05	0.08
1	B1	Body	LTE Band 5	20525	836.5	25RB12	Front	15mm	\	\	22.38	23.3	0.050	0.06	0.033	0.04	-0.04
1	B1	Body	LTE Band 5	20525	836.5	1RB24	Rear	15mm	\	\	22.93	23.8	0.076	0.09	0.049	0.06	0.10
1	B1	Body	LTE Band 5	20525	836.5	25RB12	Rear	15mm	\	\	22.38	23.3	0.063	0.08	0.039	0.05	0.12
1	B2	Body	LTE Band 5	20525	836.5	1RB24	Front	10mm	\	\	22.22	22.8	0.091	0.10	0.057	0.07	0.00
1	B2	Body	LTE Band 5	20525	836.5	25RB12	Front	10mm	\	\	22.12	22.8	0.071	0.08	0.044	0.05	0.08
1	B2	Body	LTE Band 5	20525	836.5	1RB24	Rear	10mm	\	\	22.22	22.8	0.129	0.15	0.078	0.09	-0.03
1	B2	Body	LTE Band 5	20525	836.5	25RB12	Rear	10mm	\	\	22.12	22.8	0.087	0.10	0.055	0.06	0.04
1	B2	Body	LTE Band 5	20525	836.5	1RB24	Left	10mm	\	\	22.22	22.8	0.078	0.09	0.052	0.06	-0.01
1	B2	Body	LTE Band 5	20525	836.5	25RB12	Left	10mm	\	\	22.12	22.8	0.061	0.07	0.039	0.05	0.14
1	B2	Body	LTE Band 5	20525	836.5	1RB24	Top	10mm	\	\	22.22	22.8	0.088	0.10	0.050	0.06	-0.12
1	B2	Body	LTE Band 5	20525	836.5	25RB12	Top	10mm	\	\	22.12	22.8	0.067	0.08	0.038	0.04	0.16
1	B2	Body	LTE Band 5	20525	836.5	1RB24	Front	15mm	\	\	22.22	22.8	0.060	0.07	0.039	0.04	-0.03
1	B2	Body	LTE Band 5	20525	836.5	25RB12	Front	15mm	\	\	22.12	22.8	0.045	0.05	0.030	0.03	-0.14
1	B2	Body	LTE Band 5	20525	836.5	1RB24	Rear	15mm	\	\	22.22	22.8	0.080	0.09	0.059	0.07	0.04
1	B2	Body	LTE Band 5	20525	836.5	25RB12	Rear	15mm	\	\	22.12	22.8	0.077	0.09	0.045	0.05	0.10
0	A1/A2	Head	LTE Band 5	20525	836.5	1RB24	Left Cheek	0mm	\	\	23.35	24.3	0.159	0.20	0.094	0.12	0.10
0	A1/A2	Head	LTE Band 5	20525	836.5	25RB12	Left Cheek	0mm	\	\	22.25	23.3	0.144	0.18	0.087	0.11	-0.07
0	A1/A2	Head	LTE Band 5	20525	836.5	1RB24	Left Tilt	0mm	\	\	23.35	24.3	0.104	0.13	0.057	0.07	-0.19
0	A1/A2	Head	LTE Band 5	20525	836.5	25RB12	Left Tilt	0mm	\	\	22.25	23.3	0.095	0.12	0.052	0.07	-0.05
0	A1/A2	Head	LTE Band 5	20525	836.5	1RB24	Right Cheek	0mm	\	\	23.35	24.3	0.286	0.36	0.150	0.19	0.03
0	A1/A2	Head	LTE Band 5	20525	836.5	25RB12	Right Cheek	0mm	\	\	22.25	23.3	0.258	0.33	0.138	0.18	0.08
0	A1/A2	Head	LTE Band 5	20525	836.5	1RB24	Right Tilt	0mm	\	\	23.35	24.3	0.177	0.22	0.069	0.09	-0.10
0	A1/A2	Head	LTE Band 5	20525	836.5	25RB12	Right Tilt	0mm	\	\	22.25	23.3	0.160	0.20	0.064	0.08	-0.07
0	B1	Body	LTE Band 5	20525	836.5	1RB24	Front	10mm	\	\	23.35	24.3	0.168	0.21	0.102	0.13	0.10
0	B1	Body	LTE Band 5	20525	836.5	25RB12	Front	10mm	\	\	22.25	23.3	0.133	0.17	0.080	0.10	0.04
0	B1	Body	LTE Band 5	20525	836.5	1RB24	Rear	10mm	\	16	23.35	24.3	0.288	0.36	0.167	0.21	0.18
0	B1	Body	LTE Band 5	20525	836.5	25RB12	Rear	10mm	\	\	22.25	23.3	0.238	0.30	0.136	0.17	-0.04
0	B1	Body	LTE Band 5	20525	836.5	1RB24	Left	10mm	\	\	23.35	24.3	0.201	0.25	0.132	0.16	0.18
0	B1	Body	LTE Band 5	20525	836.5	25RB12	Left	10mm	\	\	22.25	23.3	0.157	0.20	0.103	0.13	-0.03
0	B1	Body	LTE Band 5	20525	836.5	1RB24	Right	10mm	\	\	23.35	24.3	0.124	0.15	0.081	0.10	0.09
0	B1	Body	LTE Band 5	20525	836.5	25RB12	Right	10mm	\	\	22.25	23.3	0.097	0.12	0.063	0.08	-0.07
0	B1	Body	LTE Band 5	20525	836.5	1RB24	Bottom	10mm	\	\	23.35	24.3	0.196	0.24	0.105	0.13	0.14
0	B1	Body	LTE Band 5	20525	836.5	25RB12	Bottom	10mm	\	\	22.25	23.3	0.152	0.19	0.082	0.10	-0.02
0	B1	Body	LTE Band 5	20525	836.5	1RB24	Front	15mm	\	\	23.35	24.3	0.145	0.18	0.104	0.13	0.10
0	B1	Body	LTE Band 5	20525	836.5	25RB12	Front	15mm	\	\	22.25	23.3	0.111	0.14	0.079	0.10	-0.16
0	B1	Body	LTE Band 5	20525	836.5	1RB24	Rear	15mm	\	\	23.35	24.3	0.166	0.21	0.124	0.15	-0.01
0	B1	Body	LTE Band 5	20525	836.5	25RB12	Rear	15mm	\	\	22.25	23.3	0.148	0.19	0.107	0.14	0.05
0	B2	Body	LTE Band 5	20525	836.5	1RB24	Front	10mm	\	\	22.83	23.8	0.157	0.20	0.097	0.12	-0.17
0	B2	Body	LTE Band 5	20525	836.5	25RB12	Front	10mm	\	\	22.25	23.3	0.130	0.17	0.077	0.10	0.14
0	B2	Body	LTE Band 5	20525	836.5	1RB24	Rear	10mm	\	\	22.83	23.8	0.269	0.34	0.158	0.20	-0.03
0	B2	Body	LTE Band 5	20525	836.5	25RB12	Rear	10mm	\	\	22.25	23.3	0.233	0.30	0.132	0.17	-0.09
0	B2	Body	LTE Band 5	20525	836.5	1RB24	Left	10mm	\	\	22.83	23.8	0.188	0.24	0.125	0.16	0.02
0	B2	Body	LTE Band 5	20525	836.5	25RB12	Left	10mm	\	\	22.25	23.3	0.154	0.20	0.100	0.13	0.04
0	B2	Body	LTE Band 5	20525	836.5	1RB24	Right	10mm	\	\	22.83	23.8	0.116	0.15	0.076	0.10	-0.08
0	B2	Body	LTE Band 5	20525	836.5	25RB12	Right	10mm	\	\	22.25	23.3	0.095	0.12	0.061	0.08	-0.12
0	B2	Body	LTE Band 5	20525	836.5	1RB24	Bottom	10mm	\	\	22.83	23.8	0.183	0.23	0.099	0.12	0.00
0	B2	Body	LTE Band 5	20525	836.5	25RB12	Bottom	10mm	\	\	22.25	23.3	0.149	0.19	0.080	0.10	0.10
0	B2	Body	LTE Band 5	20525	836.5	1RB24	Front	15mm	\	\	22.83	23.8	0.135	0.17	0.099	0.12	0.02
0	B2	Body	LTE Band 5	20525	836.5	25RB12	Front	15mm	\	\	22.25	23.3	0.109	0.14	0.078	0.10	-0.14
0	B2	Body	LTE Band 5	20525	836.5	1RB24	Rear	15mm	\	\	22.83	23.8	0.155	0.19	0.117	0.15	0.11
0	B2	Body	LTE Band 5	20525	836.5	25RB12	Rear	15mm	\	\	22.25	23.3	0.145	0.18	0.104	0.13	-0.11



**Table 13.9: LTE Band 7 SAR Values**

ANT	Power Level	RF Exposure Conditions	Frequency Band	Channel Number	Frequency (MHz)	Mode/RB	Test Position	Distance	Note	Figure No.	EUT Measured Power (dBm)	Tune up (dBm)	Measured SAR 1g (W/kg)	Calculated SAR 1g (W/kg)	Measured SAR 10g (W/kg)	Calculated SAR 10g (W/kg)	Power Drift
1	A1	Head	LTE Band 7	21350	2560.0	1RB50	Left Cheek	0mm	\	\	14.85	15.3	0.190	0.21	0.087	0.10	0.11
1	A1	Head	LTE Band 7	21100	2535.0	50RB50	Left Cheek	0mm	\	\	14.67	15.3	0.196	0.22	0.086	0.10	-0.19
1	A1	Head	LTE Band 7	21350	2560.0	1RB50	Left Tilt	0mm	\	\	14.85	15.3	0.229	0.25	0.101	0.11	0.10
1	A1	Head	LTE Band 7	21100	2535.0	50RB50	Left Tilt	0mm	\	\	14.67	15.3	0.204	0.24	0.089	0.10	0.09
1	A1	Head	LTE Band 7	21350	2560.0	1RB50	Right Cheek	0mm	\	17	14.85	15.3	0.525	0.58	0.244	0.27	-0.01
1	A1	Head	LTE Band 7	21100	2535.0	50RB50	Right Cheek	0mm	\	\	14.67	15.3	0.485	0.56	0.235	0.27	-0.08
1	A1	Head	LTE Band 7	21350	2560.0	1RB50	Right Tilt	0mm	\	\	14.85	15.3	0.513	0.57	0.193	0.21	-0.01
1	A1	Head	LTE Band 7	21100	2535.0	50RB50	Right Tilt	0mm	\	\	14.67	15.3	0.480	0.55	0.211	0.24	0.01
1	A2	Head	LTE Band 7	21350	2560.0	1RB50	Left Cheek	0mm	\	\	13.78	14.3	0.136	0.15	0.063	0.07	-0.01
1	A2	Head	LTE Band 7	21100	2535.0	50RB50	Left Cheek	0mm	\	\	13.64	14.3	0.133	0.15	0.061	0.07	-0.13
1	A2	Head	LTE Band 7	21350	2560.0	1RB50	Left Tilt	0mm	\	\	13.78	14.3	0.164	0.18	0.072	0.08	0.17
1	A2	Head	LTE Band 7	21100	2535.0	50RB50	Left Tilt	0mm	\	\	13.64	14.3	0.146	0.17	0.064	0.07	-0.09
1	A2	Head	LTE Band 7	21350	2560.0	1RB50	Right Cheek	0mm	\	\	13.78	14.3	0.376	0.42	0.175	0.20	0.07
1	A2	Head	LTE Band 7	21100	2535.0	50RB50	Right Cheek	0mm	\	\	13.64	14.3	0.347	0.40	0.169	0.20	-0.15
1	A2	Head	LTE Band 7	21350	2560.0	1RB50	Right Tilt	0mm	\	\	13.78	14.3	0.368	0.41	0.139	0.16	0.18
1	A2	Head	LTE Band 7	21100	2535.0	50RB50	Right Tilt	0mm	\	\	13.64	14.3	0.343	0.40	0.152	0.18	-0.14
1	B1	Body	LTE Band 7	21100	2535.0	1RB50	Front	10mm	\	\	18.89	19.3	0.317	0.35	0.173	0.19	-0.10
1	B1	Body	LTE Band 7	21100	2535.0	50RB50	Front	10mm	\	\	18.78	19.3	0.327	0.37	0.176	0.20	0.15
1	B1	Body	LTE Band 7	21100	2535.0	1RB50	Rear	10mm	\	\	18.89	19.3	0.579	0.64	0.276	0.30	-0.17
1	B1	Body	LTE Band 7	21100	2535.0	50RB50	Rear	10mm	\	\	18.78	19.3	0.581	0.65	0.281	0.32	0.06
1	B1	Body	LTE Band 7	21100	2535.0	1RB50	Left	10mm	\	\	18.89	19.3	0.486	0.53	0.253	0.28	-0.03
1	B1	Body	LTE Band 7	21100	2535.0	50RB50	Left	10mm	\	\	18.78	19.3	0.474	0.53	0.245	0.28	0.08
1	B1	Body	LTE Band 7	21100	2535.0	1RB50	Top	10mm	\	18	18.89	19.3	0.595	0.65	0.261	0.29	0.11
1	B1	Body	LTE Band 7	21100	2535.0	50RB50	Top	10mm	\	\	18.78	19.3	0.529	0.60	0.241	0.27	-0.06
1	B1	Body	LTE Band 7	21100	2535.0	1RB50	Front	15mm	\	\	18.89	19.3	0.145	0.16	0.079	0.09	0.14
1	B1	Body	LTE Band 7	21100	2535.0	50RB50	Front	15mm	\	\	18.78	19.3	0.151	0.17	0.081	0.09	0.02
1	B1	Body	LTE Band 7	21100	2535.0	1RB50	Rear	15mm	\	\	18.89	19.3	0.239	0.26	0.118	0.13	-0.19
1	B1	Body	LTE Band 7	21100	2535.0	50RB50	Rear	15mm	\	\	18.78	19.3	0.232	0.26	0.116	0.13	-0.04
1	B2	Body	LTE Band 7	21100	2535.0	1RB50	Front	10mm	\	\	17.27	17.8	0.241	0.27	0.129	0.15	-0.05
1	B2	Body	LTE Band 7	21100	2535.0	50RB50	Front	10mm	\	\	17.22	17.8	0.248	0.28	0.132	0.15	0.16
1	B2	Body	LTE Band 7	21100	2535.0	1RB50	Rear	10mm	\	\	17.27	17.8	0.439	0.50	0.207	0.23	-0.09
1	B2	Body	LTE Band 7	21100	2535.0	50RB50	Rear	10mm	\	\	17.22	17.8	0.440	0.50	0.209	0.24	-0.17
1	B2	Body	LTE Band 7	21100	2535.0	1RB50	Left	10mm	\	\	17.27	17.8	0.369	0.42	0.189	0.21	-0.18
1	B2	Body	LTE Band 7	21100	2535.0	50RB50	Left	10mm	\	\	17.22	17.8	0.360	0.41	0.183	0.21	0.14
1	B2	Body	LTE Band 7	21100	2535.0	1RB50	Top	10mm	\	\	17.27	17.8	0.451	0.51	0.195	0.22	-0.05
1	B2	Body	LTE Band 7	21100	2535.0	50RB50	Top	10mm	\	\	17.22	17.8	0.402	0.46	0.181	0.21	0.12
1	B2	Body	LTE Band 7	21100	2535.0	1RB50	Front	15mm	\	\	17.27	17.8	0.126	0.14	0.071	0.08	-0.11
1	B2	Body	LTE Band 7	21100	2535.0	50RB50	Front	15mm	\	\	17.22	17.8	0.130	0.15	0.072	0.08	0.18
1	B2	Body	LTE Band 7	21100	2535.0	1RB50	Rear	15mm	\	\	17.27	17.8	0.169	0.19	0.085	0.10	-0.12
1	B2	Body	LTE Band 7	21100	2535.0	50RB50	Rear	15mm	\	\	17.22	17.8	0.157	0.18	0.084	0.10	0.06
0	A1/A2	Head	LTE Band 7	21100	2535.0	1RB50	Left Cheek	0mm	\	\	22.73	23.3	0.102	0.12	0.070	0.08	0.07
0	A1/A2	Head	LTE Band 7	21100	2535.0	50RB50	Left Cheek	0mm	\	\	21.63	22.3	0.086	0.10	0.058	0.07	-0.14
0	A1/A2	Head	LTE Band 7	21100	2535.0	1RB50	Left Tilt	0mm	\	\	22.73	23.3	0.060	0.07	0.042	0.05	0.11
0	A1/A2	Head	LTE Band 7	21100	2535.0	50RB50	Left Tilt	0mm	\	\	21.63	22.3	0.050	0.06	0.035	0.04	0.07
0	A1/A2	Head	LTE Band 7	21100	2535.0	1RB50	Right Cheek	0mm	\	\	22.73	23.3	0.079	0.09	0.054	0.06	-0.18
0	A1/A2	Head	LTE Band 7	21100	2535.0	50RB50	Right Cheek	0mm	\	\	21.63	22.3	0.066	0.08	0.046	0.05	0.09
0	A1/A2	Head	LTE Band 7	21100	2535.0	1RB50	Right Tilt	0mm	\	\	22.73	23.3	0.048	0.06	0.034	0.04	0.09
0	A1/A2	Head	LTE Band 7	21100	2535.0	50RB50	Right Tilt	0mm	\	\	21.63	22.3	0.040	0.05	0.029	0.03	-0.11
0	B1	Body	LTE Band 7	21100	2535.0	1RB50	Front	10mm	\	\	21.78	22.3	0.361	0.41	0.207	0.23	-0.18
0	B1	Body	LTE Band 7	21100	2535.0	50RB50	Front	10mm	\	\	21.66	22.3	0.347	0.40	0.202	0.23	-0.11
0	B1	Body	LTE Band 7	21100	2535.0	1RB50	Rear	10mm	\	\	21.78	22.3	0.570	0.64	0.313	0.35	-0.06
0	B1	Body	LTE Band 7	21100	2535.0	50RB50	Rear	10mm	\	\	21.66	22.3	0.554	0.64	0.308	0.36	0.15
0	B1	Body	LTE Band 7	21100	2535.0	1RB50	Left	10mm	\	\	21.78	22.3	0.083	0.09	0.046	0.05	-0.06
0	B1	Body	LTE Band 7	21100	2535.0	50RB50	Left	10mm	\	\	21.66	22.3	0.083	0.10	0.045	0.05	-0.08
0	B1	Body	LTE Band 7	21100	2535.0	1RB50	Right	10mm	\	\	21.78	22.3	0.199	0.22	0.112	0.13	-0.17
0	B1	Body	LTE Band 7	21100	2535.0	50RB50	Right	10mm	\	\	21.66	22.3	0.203	0.24	0.114	0.13	-0.15
0	B1	Body	LTE Band 7	21100	2535.0	1RB50	Bottom	10mm	\	\	21.78	22.3	0.273	0.31	0.142	0.16	-0.13
0	B1	Body	LTE Band 7	21100	2535.0	50RB50	Bottom	10mm	\	\	21.66	22.3	0.274	0.32	0.141	0.16	-0.10
0	B1	Body	LTE Band 7	21100	2535.0	1RB50	Front	15mm	\	\	21.78	22.3	0.221	0.25	0.126	0.14	0.14
0	B1	Body	LTE Band 7	21100	2535.0	50RB50	Front	15mm	\	\	21.66	22.3	0.212	0.25	0.121	0.14	0.03
0	B1	Body	LTE Band 7	21100	2535.0	1RB50	Rear	15mm	\	\	21.78	22.3	0.310	0.35	0.170	0.19	0.17
0	B1	Body	LTE Band 7	21100	2535.0	50RB50	Rear	15mm	\	\	21.66	22.3	0.301	0.35	0.164	0.19	-0.12
0	B2	Body	LTE Band 7	21100	2535.0	1RB50	Front	10mm	\	\	20.26	20.8	0.284	0.32	0.161	0.18	0.08
0	B2	Body	LTE Band 7	21100	2535.0	50RB50	Front	10mm	\	\	20.25	20.8	0.273	0.31	0.157	0.18	-0.12
0	B2	Body	LTE Band 7	21100	2535.0	1RB50	Rear	10mm	\	\	20.26	20.8	0.448	0.51	0.244	0.28	0.05
0	B2	Body	LTE Band 7	21100	2535.0	50RB50	Rear	10mm	\	\	20.25	20.8	0.435	0.49	0.240	0.27	-0.16
0	B2	Body	LTE Band 7	21100	2535.0	1RB50	Left	10mm	\	\	20.26	20.8	0.065	0.07	0.036	0.04	-0.04
0	B2	Body	LTE Band 7	21100	2535.0	50RB50	Left	10mm	\	\	20.25	20.8	0.065	0.07	0.035	0.04	-0.15
0	B2	Body	LTE Band 7	21100	2535.0	1RB50	Right	10mm	\	\	20.26	20.8	0.156	0.18	0.087	0.10	-0.08
0	B2	Body	LTE Band 7	21100	2535.0	50RB50	Right	10mm	\	\	20.25	20.8	0.160	0.18	0.089	0.10	-0.14
0	B2	Body	LTE Band 7	21100	2535.0	1RB50	Bottom	10mm	\	\	20.26	20.8	0.215	0.24	0.111	0.13	-0.05
0	B2	Body	LTE Band 7	21100	2535.0	50RB50	Bottom	10mm	\	\	20.25	20.8	0.215	0.24	0.110	0.12	0.06
0	B2	Body	LTE Band 7	21100	2535.0	1RB50	Front	15mm	\	\	20.26	20.8	0.163	0.18	0.093	0.11	-0.13
0	B2	Body	LTE Band 7	21100	2535.0	50RB50	Front	15mm	\	\	20.25	20.8	0.157	0.18	0.089	0.10	-0.13
0	B2	Body	LTE Band 7	21100	2535.0	1RB50	Rear	15mm	\	\	20.26	20.8	0.229	0.26	0.125	0.14	-0.12
0	B2	Body	LTE Band 7	21100	2535.0	50RB50	Rear	15mm	\	\	20.25	20.8	0.222	0.25	0.121	0.14	-0.11

**Table 13.10: LTE Band 12 SAR Values**

ANT	Power Level	RF Exposure Conditions	Frequency Band	Channel Number	Frequency (MHz)	Mode/RB	Test Position	Distance	Note	Figure No.	EUT Measured Power (dBm)	Tune up (dBm)	Measured SAR 1g (W/kg)	Calculated SAR 1g (W/kg)	Measured SAR 10g (W/kg)	Calculated SAR 10g (W/kg)	Power Drift
1	A1/A2	Head	LTE Band 12	23095	707.5	1RB24	Left Cheek	0mm	\	\	23.83	24.3	0.032	0.04	0.020	0.02	-0.16
1	A1/A2	Head	LTE Band 12	23095	707.5	25RB12	Left Cheek	0mm	\	\	22.73	23.3	0.024	0.03	0.015	0.02	0.16
1	A1/A2	Head	LTE Band 12	23095	707.5	1RB24	Left Tilt	0mm	\	\	23.83	24.3	0.031	0.03	0.019	0.02	-0.05
1	A1/A2	Head	LTE Band 12	23095	707.5	25RB12	Left Tilt	0mm	\	\	22.73	23.3	0.023	0.03	0.014	0.02	0.16
1	A1/A2	Head	LTE Band 12	23095	707.5	1RB24	Right Cheek	0mm	\	\	23.83	24.3	0.058	0.06	0.029	0.03	0.13
1	A1/A2	Head	LTE Band 12	23095	707.5	25RB12	Right Cheek	0mm	\	\	22.73	23.3	0.044	0.05	0.022	0.02	0.03
1	A1/A2	Head	LTE Band 12	23095	707.5	1RB24	Right Tilt	0mm	\	\	23.83	24.3	0.045	0.05	0.024	0.03	-0.17
1	A1/A2	Head	LTE Band 12	23095	707.5	25RB12	Right Tilt	0mm	\	\	22.73	23.3	0.033	0.04	0.018	0.02	0.04
1	B1/B2	Body	LTE Band 12	23095	707.5	1RB24	Front	10mm	\	\	23.83	24.3	0.016	0.02	0.009	0.01	0.06
1	B1/B2	Body	LTE Band 12	23095	707.5	25RB12	Front	10mm	\	\	22.73	23.3	0.012	0.01	0.007	0.01	0.12
1	B1/B2	Body	LTE Band 12	23095	707.5	1RB24	Rear	10mm	\	\	23.83	24.3	0.020	0.02	0.012	0.01	0.03
1	B1/B2	Body	LTE Band 12	23095	707.5	25RB12	Rear	10mm	\	\	22.73	23.3	0.016	0.02	0.009	0.01	0.02
1	B1/B2	Body	LTE Band 12	23095	707.5	1RB24	Left	10mm	\	\	23.83	24.3	0.018	0.02	0.011	0.01	-0.08
1	B1/B2	Body	LTE Band 12	23095	707.5	25RB12	Left	10mm	\	\	22.73	23.3	0.014	0.02	0.009	0.01	-0.19
1	B1/B2	Body	LTE Band 12	23095	707.5	1RB24	Top	10mm	\	\	23.83	24.3	0.010	0.01	0.004	0.00	-0.10
1	B1/B2	Body	LTE Band 12	23095	707.5	25RB12	Top	10mm	\	\	22.73	23.3	0.007	0.01	0.003	0.00	0.16
1	B1/B2	Body	LTE Band 12	23095	707.5	1RB24	Front	15mm	\	\	23.83	24.3	0.013	0.01	0.009	0.01	-0.06
1	B1/B2	Body	LTE Band 12	23095	707.5	25RB12	Front	15mm	\	\	22.73	23.3	0.010	0.01	0.007	0.01	0.03
1	B1/B2	Body	LTE Band 12	23095	707.5	1RB24	Rear	15mm	\	\	23.83	24.3	0.016	0.02	0.011	0.01	-0.03
1	B1/B2	Body	LTE Band 12	23095	707.5	25RB12	Rear	15mm	\	\	22.73	23.3	0.012	0.01	0.008	0.01	-0.06
0	A1/A2	Head	LTE Band 12	23095	707.5	1RB24	Left Cheek	0mm	\	19	23.72	24.3	0.192	0.22	0.140	0.16	0.10
0	A1/A2	Head	LTE Band 12	23095	707.5	25RB25	Left Cheek	0mm	\	\	22.57	23.3	0.176	0.21	0.133	0.16	0.12
0	A1/A2	Head	LTE Band 12	23095	707.5	1RB24	Left Tilt	0mm	\	\	23.72	24.3	0.113	0.13	0.085	0.10	-0.13
0	A1/A2	Head	LTE Band 12	23095	707.5	25RB25	Left Tilt	0mm	\	\	22.57	23.3	0.103	0.12	0.081	0.10	-0.02
0	A1/A2	Head	LTE Band 12	23095	707.5	1RB24	Right Cheek	0mm	\	\	23.72	24.3	0.151	0.17	0.107	0.12	-0.16
0	A1/A2	Head	LTE Band 12	23095	707.5	25RB25	Right Cheek	0mm	\	\	22.57	23.3	0.138	0.16	0.102	0.12	0.11
0	A1/A2	Head	LTE Band 12	23095	707.5	1RB24	Right Tilt	0mm	\	\	23.72	24.3	0.092	0.11	0.067	0.08	0.06
0	A1/A2	Head	LTE Band 12	23095	707.5	25RB25	Right Tilt	0mm	\	\	22.57	23.3	0.084	0.10	0.064	0.08	-0.16
0	B1	Body	LTE Band 12	23095	707.5	1RB24	Front	10mm	\	\	23.72	24.3	0.180	0.21	0.128	0.15	-0.12
0	B1	Body	LTE Band 12	23095	707.5	25RB25	Front	10mm	\	\	22.57	23.3	0.137	0.16	0.099	0.12	-0.14
0	B1	Body	LTE Band 12	23095	707.5	1RB24	Rear	10mm	\	20	23.72	24.3	0.199	0.23	0.152	0.17	0.16
0	B1	Body	LTE Band 12	23095	707.5	25RB25	Rear	10mm	\	\	22.57	23.3	0.186	0.22	0.134	0.16	0.05
0	B1	Body	LTE Band 12	23095	707.5	1RB24	Left	10mm	\	\	23.72	24.3	0.151	0.17	0.104	0.12	0.09
0	B1	Body	LTE Band 12	23095	707.5	25RB25	Left	10mm	\	\	22.57	23.3	0.147	0.17	0.103	0.12	0.02
0	B1	Body	LTE Band 12	23095	707.5	1RB24	Right	10mm	\	\	23.72	24.3	0.167	0.19	0.112	0.13	-0.01
0	B1	Body	LTE Band 12	23095	707.5	25RB25	Right	10mm	\	\	22.57	23.3	0.130	0.15	0.088	0.10	-0.19
0	B1	Body	LTE Band 12	23095	707.5	1RB24	Bottom	10mm	\	\	23.72	24.3	0.150	0.17	0.073	0.08	0.16
0	B1	Body	LTE Band 12	23095	707.5	25RB25	Bottom	10mm	\	\	22.57	23.3	0.114	0.13	0.056	0.07	-0.02
0	B1	Body	LTE Band 12	23095	707.5	1RB24	Front	15mm	\	\	23.72	24.3	0.142	0.16	0.107	0.12	0.02
0	B1	Body	LTE Band 12	23095	707.5	25RB25	Front	15mm	\	\	22.57	23.3	0.123	0.15	0.103	0.12	0.12
0	B1	Body	LTE Band 12	23095	707.5	1RB24	Rear	15mm	\	\	23.72	24.3	0.156	0.18	0.114	0.13	0.05
0	B1	Body	LTE Band 12	23095	707.5	25RB25	Rear	15mm	\	\	22.57	23.3	0.121	0.14	0.089	0.11	-0.07
0	B2	Body	LTE Band 12	23095	707.5	1RB24	Front	10mm	\	\	22.24	22.8	0.091	0.10	0.052	0.06	0.03
0	B2	Body	LTE Band 12	23095	707.5	25RB25	Front	10mm	\	\	22.17	22.8	0.079	0.09	0.048	0.06	-0.10
0	B2	Body	LTE Band 12	23095	707.5	1RB24	Rear	10mm	\	\	22.24	22.8	0.116	0.13	0.069	0.08	0.15
0	B2	Body	LTE Band 12	23095	707.5	25RB25	Rear	10mm	\	\	22.17	22.8	0.121	0.14	0.072	0.08	-0.17
0	B2	Body	LTE Band 12	23095	707.5	1RB24	Left	10mm	\	\	22.24	22.8	0.098	0.10	0.047	0.05	-0.10
0	B2	Body	LTE Band 12	23095	707.5	25RB25	Left	10mm	\	\	22.17	22.8	0.096	0.11	0.055	0.06	0.17
0	B2	Body	LTE Band 12	23095	707.5	1RB24	Right	10mm	\	\	22.24	22.8	0.097	0.11	0.051	0.06	0.18
0	B2	Body	LTE Band 12	23095	707.5	25RB25	Right	10mm	\	\	22.17	22.8	0.085	0.10	0.047	0.05	-0.10
0	B2	Body	LTE Band 12	23095	707.5	1RB24	Bottom	10mm	\	\	22.24	22.8	0.087	0.10	0.033	0.04	-0.18
0	B2	Body	LTE Band 12	23095	707.5	25RB25	Bottom	10mm	\	\	22.17	22.8	0.074	0.09	0.031	0.04	0.15
0	B2	Body	LTE Band 12	23095	707.5	1RB24	Front	15mm	\	\	22.24	22.8	0.074	0.08	0.058	0.07	-0.11
0	B2	Body	LTE Band 12	23095	707.5	25RB25	Front	15mm	\	\	22.17	22.8	0.068	0.08	0.053	0.06	0.13
0	B2	Body	LTE Band 12	23095	707.5	1RB24	Rear	15mm	\	\	22.24	22.8	0.087	0.10	0.049	0.06	-0.05
0	B2	Body	LTE Band 12	23095	707.5	25RB25	Rear	15mm	\	\	22.17	22.8	0.081	0.09	0.055	0.06	0.12

**Note:** SAR for LTE Band 17 is covered by LTE Band 12 due to similar frequency range, same maximum tune-up limit and same channel bandwidth.



Table 13.11: LTE Band 13 SAR Values

ANT	Power Level	RF Exposure Conditions	Frequency Band	Channel Number	Frequency (MHz)	Mode/RB	Test Position	Distance	Note	Figure No.	EUT Measured Power (dBm)	Tune up (dBm)	Measured SAR 1g (W/kg)	Calculate d SAR 1g (W/kg)	Measured SAR 10g (W/kg)	Calculate d SAR 10g (W/kg)	Power Drift
1	A1	Head	LTE Band 13	23230	782.0	1RB24	Left Cheek	0mm	\	\	23.76	24.3	0.264	<b>0.30</b>	0.187	<b>0.21</b>	-0.10
1	A1	Head	LTE Band 13	23230	782.0	25RB0	Left Cheek	0mm	\	\	22.60	23.3	0.242	<b>0.28</b>	0.168	<b>0.20</b>	0.02
1	A1	Head	LTE Band 13	23230	782.0	1RB24	Left Tilt	0mm	\	\	23.76	24.3	0.199	<b>0.23</b>	0.134	<b>0.15</b>	0.04
1	A1	Head	LTE Band 13	23230	782.0	25RB0	Left Tilt	0mm	\	\	22.60	23.3	0.172	<b>0.20</b>	0.126	<b>0.15</b>	-0.14
1	A1	Head	LTE Band 13	23230	782.0	1RB24	Right Cheek	0mm	\	21	23.76	24.3	<b>0.424</b>	<b>0.48</b>	0.238	<b>0.27</b>	0.06
1	A1	Head	LTE Band 13	23230	782.0	25RB0	Right Cheek	0mm	\	\	22.60	23.3	0.325	<b>0.38</b>	0.211	<b>0.25</b>	0.04
1	A1	Head	LTE Band 13	23230	782.0	1RB24	Right Tilt	0mm	\	\	23.76	24.3	0.351	<b>0.40</b>	0.173	<b>0.20</b>	0.01
1	A1	Head	LTE Band 13	23230	782.0	25RB0	Right Tilt	0mm	\	\	22.60	23.3	0.230	<b>0.27</b>	0.154	<b>0.18</b>	-0.03
1	A2	Head	LTE Band 13	23230	782.0	1RB24	Left Cheek	0mm	\	\	23.29	23.8	0.200	<b>0.22</b>	0.134	<b>0.15</b>	-0.03
1	A2	Head	LTE Band 13	23230	782.0	25RB0	Left Cheek	0mm	\	\	22.62	23.3	0.189	<b>0.22</b>	0.127	<b>0.15</b>	0.01
1	A2	Head	LTE Band 13	23230	782.0	1RB24	Left Tilt	0mm	\	\	23.29	23.8	0.150	<b>0.17</b>	0.098	<b>0.11</b>	0.02
1	A2	Head	LTE Band 13	23230	782.0	25RB0	Left Tilt	0mm	\	\	22.62	23.3	0.153	<b>0.18</b>	0.098	<b>0.11</b>	0.05
1	A2	Head	LTE Band 13	23230	782.0	1RB24	Right Cheek	0mm	\	\	23.29	23.8	0.321	<b>0.36</b>	0.170	<b>0.19</b>	-0.06
1	A2	Head	LTE Band 13	23230	782.0	25RB0	Right Cheek	0mm	\	\	22.62	23.3	0.237	<b>0.28</b>	0.163	<b>0.19</b>	-0.18
1	A2	Head	LTE Band 13	23230	782.0	1RB24	Right Tilt	0mm	\	\	23.29	23.8	0.266	<b>0.30</b>	0.124	<b>0.14</b>	-0.03
1	A2	Head	LTE Band 13	23230	782.0	25RB0	Right Tilt	0mm	\	\	22.62	23.3	0.251	<b>0.29</b>	0.125	<b>0.15</b>	0.19
1	B1	Body	LTE Band 13	23230	782.0	1RB24	Front	10mm	\	\	23.29	23.8	0.025	<b>0.03</b>	0.015	<b>0.02</b>	0.19
1	B1	Body	LTE Band 13	23230	782.0	25RB0	Front	10mm	\	\	22.62	23.3	0.019	<b>0.02</b>	0.012	<b>0.01</b>	-0.15
1	B1	Body	LTE Band 13	23230	782.0	1RB24	Rear	10mm	\	\	23.29	23.8	0.031	<b>0.03</b>	0.018	<b>0.02</b>	0.08
1	B1	Body	LTE Band 13	23230	782.0	25RB0	Rear	10mm	\	\	22.62	23.3	0.025	<b>0.03</b>	0.015	<b>0.02</b>	0.04
1	B1	Body	LTE Band 13	23230	782.0	1RB24	Left	10mm	\	\	23.29	23.8	0.035	<b>0.04</b>	0.023	<b>0.03</b>	0.19
1	B1	Body	LTE Band 13	23230	782.0	25RB0	Left	10mm	\	\	22.62	23.3	0.027	<b>0.03</b>	0.018	<b>0.02</b>	-0.02
1	B1	Body	LTE Band 13	23230	782.0	1RB24	Top	10mm	\	\	23.29	23.8	0.020	<b>0.02</b>	0.011	<b>0.01</b>	0.00
1	B1	Body	LTE Band 13	23230	782.0	25RB0	Top	10mm	\	\	22.62	23.3	0.016	<b>0.02</b>	0.009	<b>0.01</b>	0.16
1	B1	Body	LTE Band 13	23230	782.0	1RB24	Front	15mm	\	\	23.29	23.8	0.025	<b>0.03</b>	0.018	<b>0.02</b>	0.17
1	B1	Body	LTE Band 13	23230	782.0	25RB0	Front	15mm	\	\	22.62	23.3	0.020	<b>0.02</b>	0.015	<b>0.02</b>	0.09
1	B1	Body	LTE Band 13	23230	782.0	1RB24	Rear	15mm	\	\	23.29	23.8	0.030	<b>0.03</b>	0.023	<b>0.03</b>	0.11
1	B1	Body	LTE Band 13	23230	782.0	25RB0	Rear	15mm	\	\	22.62	23.3	0.023	<b>0.03</b>	0.017	<b>0.02</b>	0.14
1	B2	Body	LTE Band 13	23230	782.0	1RB24	Front	10mm	\	\	21.64	22.3	0.034	<b>0.04</b>	0.002	<b>0.00</b>	-0.10
1	B2	Body	LTE Band 13	23230	782.0	25RB0	Front	10mm	\	\	21.58	22.3	0.025	<b>0.03</b>	0.002	<b>0.00</b>	0.13
1	B2	Body	LTE Band 13	23230	782.0	1RB24	Rear	10mm	\	\	21.64	22.3	0.041	<b>0.05</b>	0.003	<b>0.00</b>	0.11
1	B2	Body	LTE Band 13	23230	782.0	25RB0	Rear	10mm	\	\	21.58	22.3	0.034	<b>0.04</b>	0.002	<b>0.00</b>	-0.04
1	B2	Body	LTE Band 13	23230	782.0	1RB24	Left	10mm	\	\	21.64	22.3	0.047	<b>0.05</b>	0.003	<b>0.00</b>	0.02
1	B2	Body	LTE Band 13	23230	782.0	25RB0	Left	10mm	\	\	21.58	22.3	0.037	<b>0.04</b>	0.003	<b>0.00</b>	0.04
1	B2	Body	LTE Band 13	23230	782.0	1RB24	Top	10mm	\	\	21.64	22.3	0.028	<b>0.03</b>	0.002	<b>0.00</b>	-0.12
1	B2	Body	LTE Band 13	23230	782.0	25RB0	Top	10mm	\	\	21.58	22.3	0.022	<b>0.03</b>	0.001	<b>0.00</b>	-0.01
1	B2	Body	LTE Band 13	23230	782.0	1RB24	Front	15mm	\	\	21.64	22.3	0.025	<b>0.03</b>	0.019	<b>0.02</b>	-0.04
1	B2	Body	LTE Band 13	23230	782.0	25RB0	Front	15mm	\	\	21.58	22.3	0.019	<b>0.02</b>	0.015	<b>0.02</b>	0.00
1	B2	Body	LTE Band 13	23230	782.0	1RB24	Rear	15mm	\	\	21.64	22.3	0.029	<b>0.03</b>	0.024	<b>0.03</b>	-0.07
1	B2	Body	LTE Band 13	23230	782.0	25RB0	Rear	15mm	\	\	21.58	22.3	0.023	<b>0.03</b>	0.018	<b>0.02</b>	-0.12
0	A1/A2	Head	LTE Band 13	23230	782.0	1RB24	Left Cheek	0mm	\	\	23.61	24.3	0.191	<b>0.22</b>	0.129	<b>0.15</b>	-0.18
0	A1/A2	Head	LTE Band 13	23230	782.0	25RB12	Left Cheek	0mm	\	\	22.46	23.3	0.171	<b>0.21</b>	0.122	<b>0.15</b>	0.03
0	A1/A2	Head	LTE Band 13	23230	782.0	1RB24	Left Tilt	0mm	\	\	23.61	24.3	0.097	<b>0.11</b>	0.071	<b>0.08</b>	-0.06
0	A1/A2	Head	LTE Band 13	23230	782.0	25RB12	Left Tilt	0mm	\	\	22.46	23.3	0.087	<b>0.11</b>	0.067	<b>0.08</b>	-0.19
0	A1/A2	Head	LTE Band 13	23230	782.0	1RB24	Right Cheek	0mm	\	\	23.61	24.3	0.157	<b>0.18</b>	0.107	<b>0.13</b>	-0.06
0	A1/A2	Head	LTE Band 13	23230	782.0	25RB12	Right Cheek	0mm	\	\	22.46	23.3	0.140	<b>0.17</b>	0.101	<b>0.12</b>	0.17
0	A1/A2	Head	LTE Band 13	23230	782.0	1RB24	Right Tilt	0mm	\	\	23.61	24.3	0.079	<b>0.09</b>	0.056	<b>0.07</b>	-0.15
0	A1/A2	Head	LTE Band 13	23230	782.0	25RB12	Right Tilt	0mm	\	\	22.46	23.3	0.071	<b>0.09</b>	0.053	<b>0.06</b>	-0.03
0	B1/B2	Body	LTE Band 13	23230	782.0	1RB24	Front	10mm	\	\	23.61	24.3	0.154	<b>0.18</b>	0.091	<b>0.11</b>	-0.09
0	B1/B2	Body	LTE Band 13	23230	782.0	25RB12	Front	10mm	\	\	22.46	23.3	0.117	<b>0.14</b>	0.069	<b>0.08</b>	-0.19
0	B1/B2	Body	LTE Band 13	23230	782.0	1RB24	Rear	10mm	\	\	23.61	24.3	0.242	<b>0.28</b>	0.142	<b>0.17</b>	0.05
0	B1/B2	Body	LTE Band 13	23230	782.0	25RB12	Rear	10mm	\	\	22.46	23.3	0.193	<b>0.23</b>	0.110	<b>0.13</b>	-0.08
0	B1/B2	Body	LTE Band 13	23230	782.0	1RB24	Left	10mm	\	22	23.61	24.3	<b>0.328</b>	<b>0.38</b>	0.233	<b>0.27</b>	0.15
0	B1/B2	Body	LTE Band 13	23230	782.0	25RB12	Left	10mm	\	\	22.46	23.3	0.193	<b>0.23</b>	0.128	<b>0.16</b>	-0.06
0	B1/B2	Body	LTE Band 13	23230	782.0	1RB24	Right	10mm	\	\	23.61	24.3	0.124	<b>0.15</b>	0.082	<b>0.10</b>	0.15
0	B1/B2	Body	LTE Band 13	23230	782.0	25RB12	Right	10mm	\	\	22.46	23.3	0.099	<b>0.12</b>	0.066	<b>0.08</b>	-0.02
0	B1/B2	Body	LTE Band 13	23230	782.0	1RB24	Bottom	10mm	\	\	23.61	24.3	0.209	<b>0.24</b>	0.112	<b>0.13</b>	-0.19
0	B1/B2	Body	LTE Band 13	23230	782.0	25RB12	Bottom	10mm	\	\	22.46	23.3	0.165	<b>0.20</b>	0.088	<b>0.11</b>	-0.02
0	B1/B2	Body	LTE Band 13	23230	782.0	1RB24	Front	15mm	\	\	23.61	24.3	0.156	<b>0.18</b>	0.112	<b>0.13</b>	0.00
0	B1/B2	Body	LTE Band 13	23230	782.0	25RB12	Front	15mm	\	\	22.46	23.3	0.123	<b>0.15</b>	0.089	<b>0.11</b>	0.03
0	B1/B2	Body	LTE Band 13	23230	782.0	1RB24	Rear	15mm	\	\	23.61	24.3	0.161	<b>0.19</b>	0.121	<b>0.14</b>	0.05
0	B1/B2	Body	LTE Band 13	23230	782.0	25RB12	Rear	15mm	\	\	22.46	23.3	0.154	<b>0.19</b>	0.119	<b>0.14</b>	-0.07



Table 13.12: LTE Band 26 SAR Values

ANT	Power Level	RF Exposure Conditions	Frequency Band	Channel Number	Frequency (MHz)	Mode/RB	Test Position	Distance	Note	Figure No.	EUT Measured Power (dBm)	Tune up (dBm)	Measured SAR 1g (W/kg)	Calculated SAR 1g (W/kg)	Measured SAR 10g (W/kg)	Calculated SAR 10g (W/kg)	Power Drift
1	A1	Head	LTE Band 26	26765	821.5	1RB0	Left Cheek	0mm	\	\	20.52	21.3	0.258	0.31	0.175	0.21	0.11
1	A1	Head	LTE Band 26	26765	821.5	36RB19	Left Cheek	0mm	\	\	20.49	21.3	0.282	0.34	0.184	0.22	0.15
1	A1	Head	LTE Band 26	26765	821.5	1RB0	Left Tilt	0mm	\	\	20.52	21.3	0.204	0.24	0.130	0.16	-0.14
1	A1	Head	LTE Band 26	26765	821.5	36RB19	Left Tilt	0mm	\	\	20.49	21.3	0.233	0.28	0.149	0.18	-0.17
1	A1	Head	LTE Band 26	26765	821.5	1RB0	Right Cheek	0mm	\	\	20.52	21.3	0.374	0.45	0.218	0.26	-0.06
1	A1	Head	LTE Band 26	26765	821.5	36RB19	Right Cheek	0mm	\	23	20.49	21.3	0.443	0.53	0.229	0.28	0.12
1	A1	Head	LTE Band 26	26765	821.5	1RB0	Right Tilt	0mm	\	\	20.52	21.3	0.385	0.46	0.174	0.21	-0.17
1	A1	Head	LTE Band 26	26765	821.5	36RB19	Right Tilt	0mm	\	\	20.49	21.3	0.413	0.50	0.182	0.22	0.02
1	A2	Head	LTE Band 26	26765	821.5	1RB0	Left Cheek	0mm	\	\	19.52	20.3	0.227	0.27	0.158	0.19	0.12
1	A2	Head	LTE Band 26	26765	821.5	36RB19	Left Cheek	0mm	\	\	19.47	20.3	0.248	0.30	0.165	0.20	-0.03
1	A2	Head	LTE Band 26	26765	821.5	1RB0	Left Tilt	0mm	\	\	19.52	20.3	0.179	0.21	0.117	0.14	-0.01
1	A2	Head	LTE Band 26	26765	821.5	36RB19	Left Tilt	0mm	\	\	19.47	20.3	0.205	0.25	0.134	0.16	0.10
1	A2	Head	LTE Band 26	26765	821.5	1RB0	Right Cheek	0mm	\	\	19.52	20.3	0.329	0.39	0.196	0.23	0.06
1	A2	Head	LTE Band 26	26765	821.5	36RB19	Right Cheek	0mm	\	\	19.47	20.3	0.390	0.47	0.206	0.25	0.03
1	A2	Head	LTE Band 26	26765	821.5	1RB0	Right Tilt	0mm	\	\	19.52	20.3	0.339	0.41	0.156	0.19	0.15
1	A2	Head	LTE Band 26	26765	821.5	36RB19	Right Tilt	0mm	\	\	19.47	20.3	0.364	0.44	0.164	0.20	-0.09
1	B1	Body	LTE Band 26	26765	821.5	1RB37	Front	10mm	\	\	22.97	23.8	0.061	0.07	0.038	0.05	0.13
1	B1	Body	LTE Band 26	26765	821.5	36RB19	Front	10mm	\	\	22.36	23.3	0.048	0.06	0.030	0.04	0.14
1	B1	Body	LTE Band 26	26765	821.5	1RB37	Rear	10mm	\	\	22.97	23.8	0.100	0.12	0.060	0.07	-0.19
1	B1	Body	LTE Band 26	26765	821.5	36RB19	Rear	10mm	\	\	22.36	23.3	0.061	0.08	0.038	0.05	0.03
1	B1	Body	LTE Band 26	26765	821.5	1RB37	Left	10mm	\	\	22.97	23.8	0.056	0.07	0.036	0.04	0.09
1	B1	Body	LTE Band 26	26765	821.5	36RB19	Left	10mm	\	\	22.36	23.3	0.042	0.05	0.028	0.03	-0.04
1	B1	Body	LTE Band 26	26765	821.5	1RB37	Top	10mm	\	\	22.97	23.8	0.061	0.07	0.036	0.04	-0.13
1	B1	Body	LTE Band 26	26765	821.5	36RB19	Top	10mm	\	\	22.36	23.3	0.048	0.06	0.028	0.03	-0.13
1	B1	Body	LTE Band 26	26765	821.5	1RB37	Front	15mm	\	\	22.97	23.8	0.052	0.06	0.031	0.04	-0.17
1	B1	Body	LTE Band 26	26765	821.5	36RB19	Front	15mm	\	\	22.36	23.3	0.040	0.05	0.025	0.03	0.13
1	B1	Body	LTE Band 26	26765	821.5	1RB37	Rear	15mm	\	\	22.97	23.8	0.054	0.07	0.035	0.04	-0.14
1	B1	Body	LTE Band 26	26765	821.5	36RB19	Rear	15mm	\	\	22.36	23.3	0.046	0.06	0.029	0.04	0.04
1	B2	Body	LTE Band 26	26765	821.5	1RB37	Front	10mm	\	\	21.38	22.3	0.055	0.07	0.036	0.04	0.12
1	B2	Body	LTE Band 26	26765	821.5	36RB19	Front	10mm	\	\	21.35	22.3	0.043	0.05	0.028	0.03	0.19
1	B2	Body	LTE Band 26	26765	821.5	1RB37	Rear	10mm	\	\	21.38	22.3	0.090	0.11	0.056	0.07	0.08
1	B2	Body	LTE Band 26	26765	821.5	36RB19	Rear	10mm	\	\	21.35	22.3	0.055	0.07	0.036	0.04	0.09
1	B2	Body	LTE Band 26	26765	821.5	1RB37	Left	10mm	\	\	21.38	22.3	0.051	0.06	0.034	0.04	-0.12
1	B2	Body	LTE Band 26	26765	821.5	36RB19	Left	10mm	\	\	21.35	22.3	0.038	0.05	0.026	0.03	0.04
1	B2	Body	LTE Band 26	26765	821.5	1RB37	Top	10mm	\	\	21.38	22.3	0.055	0.07	0.033	0.04	-0.02
1	B2	Body	LTE Band 26	26765	821.5	36RB19	Top	10mm	\	\	21.35	22.3	0.043	0.05	0.026	0.03	0.12
1	B2	Body	LTE Band 26	26765	821.5	1RB37	Front	15mm	\	\	21.38	22.3	0.047	0.06	0.029	0.04	-0.05
1	B2	Body	LTE Band 26	26765	821.5	36RB19	Front	15mm	\	\	21.35	22.3	0.036	0.05	0.023	0.03	-0.15
1	B2	Body	LTE Band 26	26765	821.5	1RB37	Rear	15mm	\	\	21.38	22.3	0.049	0.06	0.033	0.04	0.09
1	B2	Body	LTE Band 26	26765	821.5	36RB19	Rear	15mm	\	\	21.35	22.3	0.041	0.05	0.027	0.03	-0.10
0	A1/A2	Head	LTE Band 26	26765	821.5	1RB37	Left Cheek	0mm	\	\	23.30	24.3	0.169	0.21	0.122	0.15	-0.09
0	A1/A2	Head	LTE Band 26	26765	821.5	36RB38	Left Cheek	0mm	\	\	22.23	23.3	0.147	0.19	0.108	0.14	0.08
0	A1/A2	Head	LTE Band 26	26765	821.5	1RB37	Left Tilt	0mm	\	\	23.30	24.3	0.086	0.11	0.067	0.08	0.13
0	A1/A2	Head	LTE Band 26	26765	821.5	36RB38	Left Tilt	0mm	\	\	22.23	23.3	0.075	0.10	0.059	0.08	-0.16
0	A1/A2	Head	LTE Band 26	26765	821.5	1RB37	Right Cheek	0mm	\	\	23.30	24.3	0.139	0.17	0.101	0.13	-0.15
0	A1/A2	Head	LTE Band 26	26765	821.5	36RB38	Right Cheek	0mm	\	\	22.23	23.3	0.121	0.15	0.090	0.12	-0.18
0	A1/A2	Head	LTE Band 26	26765	821.5	1RB37	Right Tilt	0mm	\	\	23.30	24.3	0.070	0.09	0.053	0.07	0.15
0	A1/A2	Head	LTE Band 26	26765	821.5	36RB38	Right Tilt	0mm	\	\	22.23	23.3	0.061	0.08	0.047	0.06	0.09
0	B1	Body	LTE Band 26	26765	821.5	1RB37	Front	10mm	\	\	23.30	24.3	0.141	0.18	0.085	0.11	0.08
0	B1	Body	LTE Band 26	26765	821.5	36RB38	Front	10mm	\	\	22.23	23.3	0.114	0.15	0.069	0.09	-0.02
0	B1	Body	LTE Band 26	26765	821.5	1RB37	Rear	10mm	\	24	23.30	24.3	0.224	0.28	0.131	0.16	0.06
0	B1	Body	LTE Band 26	26765	821.5	36RB38	Rear	10mm	\	\	22.23	23.3	0.206	0.26	0.119	0.15	-0.14
0	B1	Body	LTE Band 26	26765	821.5	1RB37	Left	10mm	\	\	23.30	24.3	0.179	0.23	0.118	0.15	0.07
0	B1	Body	LTE Band 26	26765	821.5	36RB38	Left	10mm	\	\	22.23	23.3	0.142	0.18	0.093	0.12	-0.19
0	B1	Body	LTE Band 26	26765	821.5	1RB37	Right	10mm	\	\	23.30	24.3	0.114	0.14	0.075	0.09	-0.04
0	B1	Body	LTE Band 26	26765	821.5	36RB38	Right	10mm	\	\	22.23	23.3	0.087	0.11	0.057	0.07	0.12
0	B1	Body	LTE Band 26	26765	821.5	1RB37	Bottom	10mm	\	\	23.30	24.3	0.169	0.21	0.090	0.11	-0.14
0	B1	Body	LTE Band 26	26765	821.5	36RB38	Bottom	10mm	\	\	22.23	23.3	0.135	0.17	0.072	0.09	0.11
0	B1	Body	LTE Band 26	26765	821.5	1RB37	Front	15mm	\	\	23.30	24.3	0.132	0.17	0.095	0.12	0.01
0	B1	Body	LTE Band 26	26765	821.5	36RB38	Front	15mm	\	\	22.23	23.3	0.108	0.14	0.077	0.10	-0.08
0	B1	Body	LTE Band 26	26765	821.5	1RB37	Rear	15mm	\	\	23.30	24.3	0.164	0.21	0.124	0.16	0.16
0	B1	Body	LTE Band 26	26765	821.5	36RB38	Rear	15mm	\	\	22.23	23.3	0.105	0.13	0.076	0.10	0.06
0	B2	Body	LTE Band 26	26765	821.5	1RB37	Front	10mm	\	\	22.34	23.3	0.116	0.14	0.070	0.09	-0.16
0	B2	Body	LTE Band 26	26765	821.5	36RB38	Front	10mm	\	\	22.29	23.3	0.118	0.15	0.072	0.09	0.17
0	B2	Body	LTE Band 26	26765	821.5	1RB37	Rear	10mm	\	\	22.34	23.3	0.184	0.23	0.108	0.13	0.16
0	B2	Body	LTE Band 26	26765	821.5	36RB38	Rear	10mm	\	\	22.29	23.3	0.213	0.27	0.125	0.16	0.14
0	B2	Body	LTE Band 26	26765	821.5	1RB37	Left	10mm	\	\	22.34	23.3	0.147	0.18	0.097	0.12	-0.12
0	B2	Body	LTE Band 26	26765	821.5	36RB38	Left	10mm	\	\	22.29	23.3	0.147	0.19	0.097	0.12	0.04
0	B2	Body	LTE Band 26	26765	821.5	1RB37	Right	10mm	\	\	22.34	23.3	0.094	0.12	0.062	0.08	0.08
0	B2	Body	LTE Band 26	26765	821.5	36RB38	Right	10mm	\	\	22.29	23.3	0.090	0.11	0.059	0.07	0.17
0	B2	Body	LTE Band 26	26765	821.5	1RB37	Bottom	10mm	\	\	22.34	23.3	0.139	0.17	0.074	0.09	-0.09
0	B2	Body	LTE Band 26	26765	821.5	36RB38	Bottom	10mm	\	\	22.29	23.3	0.140	0.18	0.077	0.10	-0.18
0	B2	Body	LTE Band 26	26765	821.5	1RB37	Front	15mm	\	\	22.34	23.3	0.079	0.10	0.055	0.07	-0.03
0	B2	Body	LTE Band 26	26765	821.5	36RB38	Front	15mm	\	\	22.29	23.3	0.082	0.10	0.056	0.07	-0.02
0	B2	Body	LTE Band 26	26765	821.5	1RB37	Rear	15mm	\	\	22.34	23.3	0.098	0.12	0.070	0.09	0.17
0	B2	Body	LTE Band 26	26765	821.5	36RB38	Rear	15mm	\	\	22.29	23.3	0.079	0.10	0.056	0.07	-0.17



Table 13.13: LTE Band 38 SAR Values

ANT	Power Level	RF Exposure Conditions	Frequency Band	Channel Number	Frequency (MHz)	Mode/RB	Test Position	Distance	Note	Figure No.	EUT Measured Power (dBm)	Tune up (dBm)	Measured SAR 1g (W/kg)	Calculated SAR 1g (W/kg)	Measured SAR 10g (W/kg)	Calculated SAR 10g (W/kg)	Power Drift
1	A1	Head	LTE Band 38	38000	2595.0	1RB50	Left Cheek	0mm	\	\	17.99	18.3	0.195	0.21	0.095	0.10	-0.09
1	A1	Head	LTE Band 38	38150	2610.0	50RB50	Left Cheek	0mm	\	\	17.77	18.3	0.206	0.23	0.096	0.11	-0.03
1	A1	Head	LTE Band 38	38000	2595.0	1RB50	Left Tilt	0mm	\	\	17.99	18.3	0.208	0.22	0.102	0.11	0.08
1	A1	Head	LTE Band 38	38150	2610.0	50RB50	Left Tilt	0mm	\	\	17.77	18.3	0.226	0.26	0.103	0.12	-0.08
1	A1	Head	LTE Band 38	38000	2595.0	1RB50	Right Cheek	0mm	\	25	17.99	18.3	0.574	0.62	0.265	0.28	0.01
1	A1	Head	LTE Band 38	38150	2610.0	50RB50	Right Cheek	0mm	\	\	17.77	18.3	0.516	0.58	0.213	0.24	0.09
1	A1	Head	LTE Band 38	38000	2595.0	1RB50	Right Tilt	0mm	\	\	17.99	18.3	0.488	0.52	0.224	0.24	0.19
1	A1	Head	LTE Band 38	38150	2610.0	50RB50	Right Tilt	0mm	\	\	17.77	18.3	0.395	0.45	0.188	0.21	0.14
1	A2	Head	LTE Band 38	38000	2595.0	1RB50	Cheek Left	0mm	\	\	16.84	17.3	0.147	0.16	0.066	0.07	-0.06
1	A2	Head	LTE Band 38	38150	2610.0	50RB50	Cheek Left	0mm	\	\	16.61	17.3	0.156	0.18	0.067	0.08	-0.09
1	A2	Head	LTE Band 38	38000	2595.0	1RB50	Tilt Left	0mm	\	\	16.84	17.3	0.157	0.17	0.071	0.08	-0.11
1	A2	Head	LTE Band 38	38150	2610.0	50RB50	Tilt Left	0mm	\	\	16.61	17.3	0.171	0.20	0.071	0.08	0.18
1	A2	Head	LTE Band 38	38000	2595.0	1RB50	Cheek Right	0mm	\	\	16.84	17.3	0.373	0.41	0.170	0.19	0.14
1	A2	Head	LTE Band 38	38150	2610.0	50RB50	Cheek Right	0mm	\	\	16.61	17.3	0.314	0.37	0.148	0.17	-0.04
1	A2	Head	LTE Band 38	38000	2595.0	1RB50	Tilt Right	0mm	\	\	16.84	17.3	0.368	0.41	0.155	0.17	0.05
1	A2	Head	LTE Band 38	38150	2610.0	50RB50	Tilt Right	0mm	\	\	16.61	17.3	0.298	0.35	0.130	0.15	0.16
1	B1	Body	LTE Band 38	38150	2610.0	1RB50	Front	10mm	\	\	21.15	21.8	0.225	0.26	0.123	0.14	0.16
1	B1	Body	LTE Band 38	37850	2580.0	50RB0	Front	10mm	\	\	20.99	21.8	0.241	0.29	0.132	0.16	-0.18
1	B1	Body	LTE Band 38	38150	2610.0	1RB50	Rear	10mm	\	\	21.15	21.8	0.373	0.43	0.202	0.23	-0.16
1	B1	Body	LTE Band 38	37850	2580.0	50RB0	Rear	10mm	\	26	20.99	21.8	0.437	0.53	0.226	0.27	0.03
1	B1	Body	LTE Band 38	38150	2610.0	1RB50	Left	10mm	\	\	21.15	21.8	0.284	0.33	0.153	0.18	-0.11
1	B1	Body	LTE Band 38	37850	2580.0	50RB0	Left	10mm	\	\	20.99	21.8	0.337	0.41	0.181	0.22	0.13
1	B1	Body	LTE Band 38	38150	2610.0	1RB50	Top	10mm	\	\	21.15	21.8	0.155	0.18	0.075	0.09	-0.05
1	B1	Body	LTE Band 38	37850	2580.0	50RB0	Top	10mm	\	\	20.99	21.8	0.226	0.27	0.101	0.12	-0.03
1	B1	Body	LTE Band 38	38150	2610.0	1RB50	Front	15mm	\	\	21.15	21.8	0.141	0.16	0.076	0.09	0.19
1	B1	Body	LTE Band 38	37850	2580.0	50RB0	Front	15mm	\	\	20.99	21.8	0.143	0.17	0.080	0.10	-0.04
1	B1	Body	LTE Band 38	38150	2610.0	1RB50	Rear	15mm	\	\	21.15	21.8	0.191	0.22	0.104	0.12	-0.03
1	B1	Body	LTE Band 38	37850	2580.0	50RB0	Rear	15mm	\	\	20.99	21.8	0.224	0.27	0.121	0.15	-0.16
1	B2	Body	LTE Band 38	38150	2610.0	1RB50	Front	10mm	\	\	19.34	19.8	0.139	0.15	0.075	0.08	0.13
1	B2	Body	LTE Band 38	37850	2580.0	50RB0	Front	10mm	\	\	19.22	19.8	0.148	0.17	0.080	0.09	-0.14
1	B2	Body	LTE Band 38	38150	2610.0	1RB50	Rear	10mm	\	\	19.34	19.8	0.230	0.26	0.122	0.14	-0.10
1	B2	Body	LTE Band 38	37850	2580.0	50RB0	Rear	10mm	\	\	19.22	19.8	0.269	0.31	0.137	0.16	-0.19
1	B2	Body	LTE Band 38	38150	2610.0	1RB50	Left	10mm	\	\	19.34	19.8	0.175	0.19	0.093	0.10	-0.10
1	B2	Body	LTE Band 38	37850	2580.0	50RB0	Left	10mm	\	\	19.22	19.8	0.207	0.24	0.110	0.13	0.10
1	B2	Body	LTE Band 38	38150	2610.0	1RB50	Top	10mm	\	\	19.34	19.8	0.095	0.11	0.045	0.05	-0.04
1	B2	Body	LTE Band 38	37850	2580.0	50RB0	Top	10mm	\	\	19.22	19.8	0.139	0.16	0.061	0.07	-0.04
1	B2	Body	LTE Band 38	38150	2610.0	1RB50	Front	15mm	\	\	19.34	19.8	0.087	0.10	0.046	0.05	-0.10
1	B2	Body	LTE Band 38	37850	2580.0	50RB0	Front	15mm	\	\	19.22	19.8	0.088	0.10	0.049	0.06	-0.16
1	B2	Body	LTE Band 38	38150	2610.0	1RB50	Rear	15mm	\	\	19.34	19.8	0.118	0.13	0.063	0.07	0.00
1	B2	Body	LTE Band 38	37850	2580.0	50RB0	Rear	15mm	\	\	19.22	19.8	0.145	0.17	0.078	0.09	0.08
0	A1/A2	Head	LTE Band 38	37850	2580.0	1RB50	Left Cheek	0mm	\	\	23.47	23.8	0.101	0.11	0.058	0.06	-0.08
0	A1/A2	Head	LTE Band 38	38150	2610.0	50RB50	Left Cheek	0mm	\	\	22.24	22.8	0.085	0.10	0.050	0.06	0.10
0	A1/A2	Head	LTE Band 38	37850	2580.0	1RB50	Left Tilt	0mm	\	\	23.47	23.8	0.073	0.08	0.039	0.04	0.14
0	A1/A2	Head	LTE Band 38	38150	2610.0	50RB50	Left Tilt	0mm	\	\	22.24	22.8	0.062	0.07	0.033	0.04	0.05
0	A1/A2	Head	LTE Band 38	37850	2580.0	1RB50	Right Cheek	0mm	\	\	23.47	23.8	0.182	0.20	0.096	0.10	0.18
0	A1/A2	Head	LTE Band 38	38150	2610.0	50RB50	Right Cheek	0mm	\	\	22.24	22.8	0.153	0.17	0.083	0.09	0.15
0	A1/A2	Head	LTE Band 38	37850	2580.0	1RB50	Right Tilt	0mm	\	\	23.47	23.8	0.050	0.05	0.022	0.02	0.10
0	A1/A2	Head	LTE Band 38	38150	2610.0	50RB50	Right Tilt	0mm	\	\	22.24	22.8	0.043	0.05	0.019	0.02	0.11
0	B1	Body	LTE Band 38	37850	2580.0	1RB50	Front	10mm	\	\	23.47	23.8	0.304	0.33	0.168	0.18	-0.10
0	B1	Body	LTE Band 38	38150	2610.0	50RB0	Front	10mm	\	\	22.24	22.8	0.266	0.30	0.138	0.16	-0.12
0	B1	Body	LTE Band 38	37850	2580.0	1RB50	Rear	10mm	\	\	23.47	23.8	0.435	0.47	0.237	0.26	0.17
0	B1	Body	LTE Band 38	38150	2610.0	50RB0	Rear	10mm	\	\	22.24	22.8	0.379	0.43	0.198	0.23	0.05
0	B1	Body	LTE Band 38	37850	2580.0	1RB50	Left	10mm	\	\	23.47	23.8	0.119	0.13	0.062	0.07	-0.04
0	B1	Body	LTE Band 38	38150	2610.0	50RB0	Left	10mm	\	\	22.24	22.8	0.094	0.11	0.049	0.06	-0.15
0	B1	Body	LTE Band 38	37850	2580.0	1RB50	Right	10mm	\	\	23.47	23.8	0.183	0.20	0.101	0.11	0.04
0	B1	Body	LTE Band 38	38150	2610.0	50RB0	Right	10mm	\	\	22.24	22.8	0.156	0.18	0.089	0.10	0.06
0	B1	Body	LTE Band 38	37850	2580.0	1RB50	Bottom	10mm	\	\	23.47	23.8	0.263	0.28	0.124	0.13	0.01
0	B1	Body	LTE Band 38	38150	2610.0	50RB0	Bottom	10mm	\	\	22.24	22.8	0.175	0.20	0.076	0.09	-0.02
0	B1	Body	LTE Band 38	37850	2580.0	1RB50	Front	15mm	\	\	23.47	23.8	0.151	0.16	0.088	0.09	0.06
0	B1	Body	LTE Band 38	38150	2610.0	50RB0	Front	15mm	\	\	22.24	22.8	0.129	0.15	0.073	0.08	-0.01
0	B1	Body	LTE Band 38	37850	2580.0	1RB50	Rear	15mm	\	\	23.47	23.8	0.235	0.25	0.137	0.15	0.16
0	B1	Body	LTE Band 38	38150	2610.0	50RB0	Rear	15mm	\	\	22.24	22.8	0.211	0.24	0.112	0.13	0.10
0	B2	Body	LTE Band 38	37850	2580.0	1RB50	Front	10mm	\	\	22.89	23.3	0.288	0.32	0.159	0.17	0.08
0	B2	Body	LTE Band 38	38150	2610.0	50RB0	Front	10mm	\	\	22.32	22.8	0.247	0.28	0.130	0.15	0.16
0	B2	Body	LTE Band 38	37850	2580.0	1RB50	Rear	10mm	\	\	22.89	23.3	0.406	0.45	0.225	0.25	0.17
0	B2	Body	LTE Band 38	38150	2610.0	50RB0	Rear	10mm	\	\	22.32	22.8	0.352	0.39	0.186	0.21	-0.19
0	B2	Body	LTE Band 38	37850	2580.0	1RB50	Left	10mm	\	\	22.89	23.3	0.113	0.12	0.059	0.06	0.14
0	B2	Body	LTE Band 38	38150	2610.0	50RB0	Left	10mm	\	\	22.32	22.8	0.088	0.10	0.046	0.05	0.02
0	B2	Body	LTE Band 38	37850	2580.0	1RB50	Right	10mm	\	\	22.89	23.3	0.173	0.19	0.096	0.11	-0.11
0	B2	Body	LTE Band 38	38150	2610.0	50RB0	Right	10mm	\	\	22.32	22.8	0.145	0.16	0.083	0.09	0.04
0	B2	Body	LTE Band 38	37850	2580.0	1RB50	Bottom	10mm	\	\	22.89	23.3	0.249	0.27	0.118	0.13	0.16
0	B2	Body	LTE Band 38	38150	2610.0	50RB0	Bottom	10mm	\	\	22.32	22.8	0.163	0.18	0.071	0.08	0.00
0	B2	Body	LTE Band 38	37850	2580.0	1RB50	Front	15mm	\	\	22.89	23.3	0.143	0.16	0.083	0.09	0.12
0	B2	Body	LTE Band 38	38150	2610.0	50RB0	Front	15mm	\	\	22.32	22.8	0.120	0.13	0.069	0.08	-0.14
0	B2	Body	LTE Band 38	37850	2580.0	1RB50	Rear	15mm	\	\	22.89	23.3	0.216	0.24	0.131	0.14	0.07
0	B2	Body	LTE Band 38	38150	2610.0	50RB0	Rear	15mm	\	\	22.32	22.8	0.189	0.21	0.123	0.14	0.00





Table 13.14: LTE Band 41 SAR Values

ANT	Power Level	RF Exposure Conditions	Frequency Band	Channel Number	Frequency (MHz)	Mode/RB	Test Position	Distance	Note	Figure No.	EUT Measured Power (dBm)	Tune up (dBm)	Measured SAR 1g (W/kg)	Calculated SAR 1g (W/kg)	Measured SAR 10g (W/kg)	Calculated SAR 10g (W/kg)	Power Drift
1	A1	Head	LTE Band 41	40640	2595.0	1RB50	Left Cheek	0mm	\	\	18.06	18.3	0.213	0.23	0.097	0.10	0.08
1	A1	Head	LTE Band 41	41140	2645.0	50RB0	Left Cheek	0mm	\	\	17.92	18.3	0.234	0.26	0.104	0.11	0.11
1	A1	Head	LTE Band 41	40640	2595.0	1RB50	Left Tilt	0mm	\	\	18.06	18.3	0.225	0.24	0.101	0.11	-0.02
1	A1	Head	LTE Band 41	41140	2645.0	50RB0	Left Tilt	0mm	\	\	17.92	18.3	0.264	0.29	0.114	0.12	-0.18
1	A1	Head	LTE Band 41	40640	2595.0	1RB50	Right Cheek	0mm	\	27	18.06	18.3	0.585	0.62	0.282	0.30	0.16
1	A1	Head	LTE Band 41	41140	2645.0	50RB0	Right Cheek	0mm	\	\	17.92	18.3	0.450	0.49	0.227	0.25	0.19
1	A1	Head	LTE Band 41	40640	2595.0	1RB50	Right Tilt	0mm	\	\	18.06	18.3	0.457	0.48	0.213	0.23	-0.04
1	A1	Head	LTE Band 41	41140	2645.0	50RB0	Right Tilt	0mm	\	\	17.92	18.3	0.474	0.52	0.211	0.23	-0.05
1	A2	Head	LTE Band 41	40640	2595.0	1RB50	Left Cheek	0mm	\	\	16.98	17.3	0.169	0.18	0.085	0.09	0.13
1	A2	Head	LTE Band 41	41140	2645.0	50RB0	Left Cheek	0mm	\	\	16.97	17.3	0.187	0.20	0.090	0.10	0.10
1	A2	Head	LTE Band 41	40640	2595.0	1RB50	Left Tilt	0mm	\	\	16.98	17.3	0.180	0.19	0.087	0.09	-0.03
1	A2	Head	LTE Band 41	41140	2645.0	50RB0	Left Tilt	0mm	\	\	16.97	17.3	0.211	0.23	0.099	0.11	0.15
1	A2	Head	LTE Band 41	40640	2595.0	1RB50	Right Cheek	0mm	\	\	16.98	17.3	0.467	0.50	0.246	0.26	-0.01
1	A2	Head	LTE Band 41	41140	2645.0	50RB0	Right Cheek	0mm	\	\	16.97	17.3	0.360	0.39	0.198	0.21	-0.18
1	A2	Head	LTE Band 41	40640	2595.0	1RB50	Right Tilt	0mm	\	\	16.98	17.3	0.365	0.39	0.185	0.20	-0.11
1	A2	Head	LTE Band 41	41140	2645.0	50RB0	Right Tilt	0mm	\	\	16.97	17.3	0.379	0.41	0.184	0.20	0.19
1	B1	Body	LTE Band 41	40640	2595.0	1RB50	Front	10mm	\	\	21.31	21.8	0.306	0.34	0.166	0.19	0.04
1	B1	Body	LTE Band 41	41140	2645.0	50RB0	Front	10mm	\	\	21.34	21.8	0.249	0.28	0.132	0.15	-0.10
1	B1	Body	LTE Band 41	40640	2595.0	1RB50	Rear	10mm	\	28	21.31	21.8	0.484	0.54	0.250	0.28	0.09
1	B1	Body	LTE Band 41	41140	2645.0	50RB0	Rear	10mm	\	\	21.34	21.8	0.407	0.45	0.211	0.23	-0.18
1	B1	Body	LTE Band 41	40640	2595.0	1RB50	Left	10mm	\	\	21.31	21.8	0.424	0.47	0.222	0.25	-0.08
1	B1	Body	LTE Band 41	41140	2645.0	50RB0	Left	10mm	\	\	21.34	21.8	0.301	0.33	0.155	0.17	-0.04
1	B1	Body	LTE Band 41	40640	2595.0	1RB50	Top	10mm	\	\	21.31	21.8	0.215	0.24	0.101	0.11	0.04
1	B1	Body	LTE Band 41	41140	2645.0	50RB0	Top	10mm	\	\	21.34	21.8	0.131	0.15	0.069	0.08	-0.13
1	B1	Body	LTE Band 41	40640	2595.0	1RB50	Front	15mm	\	\	21.31	21.8	0.171	0.19	0.095	0.11	-0.11
1	B1	Body	LTE Band 41	41140	2645.0	50RB0	Front	15mm	\	\	21.34	21.8	0.135	0.15	0.074	0.08	-0.16
1	B1	Body	LTE Band 41	40640	2595.0	1RB50	Rear	15mm	\	\	21.31	21.8	0.243	0.27	0.131	0.15	0.16
1	B1	Body	LTE Band 41	41140	2645.0	50RB0	Rear	15mm	\	\	21.34	21.8	0.191	0.21	0.103	0.11	0.10
1	B2	Body	LTE Band 41	40640	2595.0	1RB50	Front	10mm	\	\	19.36	19.8	0.200	0.22	0.108	0.12	-0.15
1	B2	Body	LTE Band 41	41140	2645.0	50RB0	Front	10mm	\	\	19.31	19.8	0.163	0.18	0.086	0.10	-0.09
1	B2	Body	LTE Band 41	40640	2595.0	1RB50	Rear	10mm	\	\	19.36	19.8	0.316	0.35	0.162	0.18	0.15
1	B2	Body	LTE Band 41	41140	2645.0	50RB0	Rear	10mm	\	\	19.31	19.8	0.266	0.30	0.137	0.15	-0.01
1	B2	Body	LTE Band 41	40640	2595.0	1RB50	Left	10mm	\	\	19.36	19.8	0.277	0.31	0.144	0.16	-0.17
1	B2	Body	LTE Band 41	41140	2645.0	50RB0	Left	10mm	\	\	19.31	19.8	0.197	0.22	0.100	0.11	0.13
1	B2	Body	LTE Band 41	40640	2595.0	1RB50	Top	10mm	\	\	19.36	19.8	0.140	0.15	0.065	0.07	-0.15
1	B2	Body	LTE Band 41	41140	2645.0	50RB0	Top	10mm	\	\	19.31	19.8	0.086	0.10	0.045	0.05	-0.17
1	B2	Body	LTE Band 41	40640	2595.0	1RB50	Front	15mm	\	\	19.36	19.8	0.112	0.12	0.062	0.07	0.04
1	B2	Body	LTE Band 41	41140	2645.0	50RB0	Front	15mm	\	\	19.31	19.8	0.088	0.10	0.048	0.05	-0.10
1	B2	Body	LTE Band 41	40640	2595.0	1RB50	Rear	15mm	\	\	19.36	19.8	0.177	0.20	0.095	0.10	0.03
1	B2	Body	LTE Band 41	41140	2645.0	50RB0	Rear	15mm	\	\	19.31	19.8	0.125	0.14	0.067	0.08	-0.09
0	A1/A2	Head	LTE Band 41	40640	2595.0	1RB50	Left Cheek	0mm	\	\	23.47	23.8	0.094	0.10	0.054	0.06	0.12
0	A1/A2	Head	LTE Band 41	41140	2645.0	50RB0	Left Cheek	0mm	\	\	22.31	22.8	0.083	0.09	0.049	0.05	-0.12
0	A1/A2	Head	LTE Band 41	40640	2595.0	1RB50	Left Tilt	0mm	\	\	23.47	23.8	0.086	0.07	0.035	0.04	-0.02
0	A1/A2	Head	LTE Band 41	41140	2645.0	50RB0	Left Tilt	0mm	\	\	22.31	22.8	0.058	0.07	0.031	0.03	-0.11
0	A1/A2	Head	LTE Band 41	40640	2595.0	1RB50	Right Cheek	0mm	\	\	23.47	23.8	0.174	0.19	0.092	0.10	-0.03
0	A1/A2	Head	LTE Band 41	41140	2645.0	50RB0	Right Cheek	0mm	\	\	22.31	22.8	0.153	0.17	0.082	0.09	-0.18
0	A1/A2	Head	LTE Band 41	40640	2595.0	1RB50	Right Tilt	0mm	\	\	23.47	23.8	0.047	0.05	0.027	0.03	0.15
0	A1/A2	Head	LTE Band 41	41140	2645.0	50RB0	Right Tilt	0mm	\	\	22.31	22.8	0.041	0.05	0.025	0.03	0.18
0	B1	Body	LTE Band 41	40640	2595.0	1RB50	Front	10mm	\	\	23.47	23.8	0.333	0.36	0.183	0.20	-0.16
0	B1	Body	LTE Band 41	41140	2645.0	50RB0	Front	10mm	\	\	22.31	22.8	0.240	0.27	0.129	0.14	0.06
0	B1	Body	LTE Band 41	40640	2595.0	1RB50	Rear	10mm	\	\	23.47	23.8	0.415	0.45	0.225	0.24	-0.19
0	B1	Body	LTE Band 41	41140	2645.0	50RB0	Rear	10mm	\	\	22.31	22.8	0.359	0.40	0.175	0.20	0.14
0	B1	Body	LTE Band 41	40640	2595.0	1RB50	Left	10mm	\	\	23.47	23.8	0.060	0.06	0.034	0.04	-0.02
0	B1	Body	LTE Band 41	41140	2645.0	50RB0	Left	10mm	\	\	22.31	22.8	0.044	0.05	0.022	0.02	-0.13
0	B1	Body	LTE Band 41	40640	2595.0	1RB50	Right	10mm	\	\	23.47	23.8	0.193	0.21	0.105	0.11	0.07
0	B1	Body	LTE Band 41	41140	2645.0	50RB0	Right	10mm	\	\	22.31	22.8	0.136	0.15	0.074	0.08	-0.01
0	B1	Body	LTE Band 41	40640	2595.0	1RB50	Bottom	10mm	\	\	23.47	23.8	0.302	0.33	0.146	0.16	-0.10
0	B1	Body	LTE Band 41	41140	2645.0	50RB0	Bottom	10mm	\	\	22.31	22.8	0.187	0.21	0.087	0.10	0.17
0	B1	Body	LTE Band 41	40640	2595.0	1RB50	Front	15mm	\	\	23.47	23.8	0.186	0.20	0.107	0.12	-0.15
0	B1	Body	LTE Band 41	41140	2645.0	50RB0	Front	15mm	\	\	22.31	22.8	0.126	0.14	0.071	0.08	0.04
0	B1	Body	LTE Band 41	40640	2595.0	1RB50	Rear	15mm	\	\	23.47	23.8	0.212	0.23	0.118	0.13	-0.06
0	B1	Body	LTE Band 41	41140	2645.0	50RB0	Rear	15mm	\	\	22.31	22.8	0.187	0.21	0.101	0.11	0.17
0	B2	Body	LTE Band 41	40640	2595.0	1RB50	Front	10mm	\	\	22.92	23.3	0.317	0.35	0.165	0.18	0.17
0	B2	Body	LTE Band 41	41140	2645.0	50RB0	Front	10mm	\	\	22.26	22.8	0.237	0.27	0.124	0.14	-0.11
0	B2	Body	LTE Band 41	40640	2595.0	1RB50	Rear	10mm	\	\	22.92	23.3	0.395	0.43	0.203	0.22	-0.06
0	B2	Body	LTE Band 41	41140	2645.0	50RB0	Rear	10mm	\	\	22.26	22.8	0.354	0.40	0.168	0.19	-0.01
0	B2	Body	LTE Band 41	40640	2595.0	1RB50	Left	10mm	\	\	22.92	23.3	0.057	0.06	0.030	0.03	0.00
0	B2	Body	LTE Band 41	41140	2645.0	50RB0	Left	10mm	\	\	22.26	22.8	0.043	0.05	0.021	0.02	-0.16
0	B2	Body	LTE Band 41	40640	2595.0	1RB50	Right	10mm	\	\	22.92	23.3	0.184	0.20	0.095	0.10	0.15
0	B2	Body	LTE Band 41	41140	2645.0	50RB0	Right	10mm	\	\	22.26	22.8	0.134	0.15	0.071	0.08	0.02
0	B2	Body	LTE Band 41	40640	2595.0	1RB50	Bottom	10mm	\	\	22.92	23.3	0.287	0.31	0.132	0.14	0.00
0	B2	Body	LTE Band 41	41140	2645.0	50RB0	Bottom	10mm	\	\	22.26	22.8	0.184	0.21	0.084	0.10	0.05
0	B2	Body	LTE Band 41	40640	2595.0	1RB50	Front	15mm	\	\	22.92	23.3	0.177	0.19	0.097	0.11	0.11
0	B2	Body	LTE Band 41	41140	2645.0	50RB0	Front	15mm	\	\	22.26	22.8	0.124	0.14	0.068	0.08	-0.17
0	B2	Body	LTE Band 41	40640	2595.0	1RB50	Rear	15mm	\	\	22.92	23.3	0.202	0.22	0.106	0.12	0.14
0	B2	Body	LTE Band 41	41140	2645.0	50RB0	Rear	15mm	\	\	22.26	22.8	0.184	0.21	0.097	0.11	0.18

Table 13.15: LTE Band 66 SAR Values

ANT	Power Level	RF Exposure Conditions	Frequency Band	Channel Number	Frequency (MHz)	Mode/RB	Test Position	Distance	Note	Figure No.	EUT Measured Power (dBm)	Tune up (dBm)	Measured SAR 1g (W/kg)	Calculated SAR 1g (W/kg)	Measured SAR 10g (W/kg)	Calculated SAR 10g (W/kg)	Power Drift
1	A1	Head	LTE Band 66	132322	1745.0	1RB50	Left Cheek	0mm	\	\	15.54	15.8	0.354	0.38	0.190	0.20	0.17
1	A1	Head	LTE Band 66	132322	1745.0	50RB25	Left Cheek	0mm	\	\	15.56	15.8	0.369	0.39	0.197	0.21	0.02
1	A1	Head	LTE Band 66	132322	1745.0	1RB50	Left Tilt	0mm	\	\	15.54	15.8	0.494	0.52	0.245	0.26	-0.18
1	A1	Head	LTE Band 66	132322	1745.0	50RB25	Left Tilt	0mm	\	\	15.56	15.8	0.484	0.51	0.240	0.25	0.02
1	A1	Head	LTE Band 66	132322	1745.0	1RB50	Right Cheek	0mm	\	\	15.54	15.8	0.584	0.62	0.260	0.28	0.04
1	A1	Head	LTE Band 66	132322	1745.0	50RB25	Right Cheek	0mm	\	\	15.56	15.8	0.594	0.63	0.263	0.28	0.12
1	A1	Head	LTE Band 66	132322	1745.0	1RB50	Right Tilt	0mm	\	29	15.54	15.8	0.691	0.73	0.301	0.32	-0.12
1	A1	Head	LTE Band 66	132322	1745.0	50RB25	Right Tilt	0mm	\	\	15.56	15.8	0.605	0.64	0.258	0.27	0.04
1	A2	Head	LTE Band 66	132322	1745.0	1RB50	Left Cheek	0mm	\	\	14.54	14.8	0.347	0.37	0.188	0.20	-0.08
1	A2	Head	LTE Band 66	132322	1745.0	50RB25	Left Cheek	0mm	\	\	14.39	14.8	0.361	0.40	0.196	0.22	0.14
1	A2	Head	LTE Band 66	132322	1745.0	1RB50	Left Tilt	0mm	\	\	14.54	14.8	0.484	0.51	0.243	0.26	-0.17
1	A2	Head	LTE Band 66	132322	1745.0	50RB25	Left Tilt	0mm	\	\	14.39	14.8	0.474	0.52	0.238	0.26	0.17
1	A2	Head	LTE Band 66	132322	1745.0	1RB50	Right Cheek	0mm	\	\	14.54	14.8	0.572	0.61	0.258	0.27	0.01
1	A2	Head	LTE Band 66	132322	1745.0	50RB25	Right Cheek	0mm	\	\	14.39	14.8	0.582	0.64	0.261	0.29	0.10
1	A2	Head	LTE Band 66	132322	1745.0	1RB50	Right Tilt	0mm	\	\	14.54	14.8	0.677	0.72	0.299	0.32	-0.05
1	A2	Head	LTE Band 66	132322	1745.0	50RB25	Right Tilt	0mm	\	\	14.39	14.8	0.593	0.65	0.256	0.28	0.02
1	B1	Body	LTE Band 66	132322	1745.0	1RB50	Front	10mm	\	\	19.17	19.3	0.403	0.42	0.208	0.21	0.02
1	B1	Body	LTE Band 66	132322	1745.0	50RB0	Front	10mm	\	\	19.24	19.3	0.407	0.41	0.211	0.21	0.10
1	B1	Body	LTE Band 66	132322	1745.0	1RB50	Rear	10mm	\	\	19.17	19.3	0.440	0.45	0.228	0.23	0.01
1	B1	Body	LTE Band 66	132322	1745.0	50RB0	Rear	10mm	\	\	19.24	19.3	0.443	0.45	0.236	0.24	0.05
1	B1	Body	LTE Band 66	132322	1745.0	1RB50	Left	10mm	\	\	19.17	19.3	0.083	0.09	0.048	0.05	0.06
1	B1	Body	LTE Band 66	132322	1745.0	50RB0	Left	10mm	\	\	19.24	19.3	0.090	0.09	0.049	0.05	0.08
1	B1	Body	LTE Band 66	132322	1745.0	1RB50	Top	10mm	\	\	19.17	19.3	0.588	0.61	0.294	0.30	0.05
1	B1	Body	LTE Band 66	132322	1745.0	50RB0	Top	10mm	\	30	19.24	19.3	0.600	0.61	0.298	0.30	0.06
1	B1	Body	LTE Band 66	132322	1745.0	1RB50	Front	15mm	\	\	19.17	19.3	0.197	0.20	0.108	0.11	0.10
1	B1	Body	LTE Band 66	132322	1745.0	50RB0	Front	15mm	\	\	19.24	19.3	0.196	0.20	0.109	0.11	0.05
1	B1	Body	LTE Band 66	132322	1745.0	1RB50	Rear	15mm	\	\	19.17	19.3	0.289	0.30	0.164	0.17	0.04
1	B1	Body	LTE Band 66	132322	1745.0	50RB0	Rear	15mm	\	\	19.24	19.3	0.210	0.21	0.118	0.12	0.07
1	B2	Body	LTE Band 66	132322	1745.0	1RB50	Front	10mm	\	\	17.64	17.8	0.299	0.31	0.153	0.16	0.08
1	B2	Body	LTE Band 66	132322	1745.0	50RB0	Front	10mm	\	\	17.60	17.8	0.302	0.32	0.155	0.16	0.18
1	B2	Body	LTE Band 66	132322	1745.0	1RB50	Rear	10mm	\	\	17.64	17.8	0.326	0.34	0.168	0.17	0.03
1	B2	Body	LTE Band 66	132322	1745.0	50RB0	Rear	10mm	\	\	17.60	17.8	0.329	0.34	0.173	0.18	0.15
1	B2	Body	LTE Band 66	132322	1745.0	1RB50	Left	10mm	\	\	17.64	17.8	0.062	0.06	0.036	0.04	-0.04
1	B2	Body	LTE Band 66	132322	1745.0	50RB0	Left	10mm	\	\	17.60	17.8	0.067	0.07	0.037	0.04	0.05
1	B2	Body	LTE Band 66	132322	1745.0	1RB50	Top	10mm	\	\	17.64	17.8	0.436	0.45	0.216	0.22	-0.18
1	B2	Body	LTE Band 66	132322	1745.0	50RB0	Top	10mm	\	\	17.60	17.8	0.445	0.47	0.219	0.23	0.09
1	B2	Body	LTE Band 66	132322	1745.0	1RB50	Front	15mm	\	\	17.64	17.8	0.146	0.15	0.079	0.08	-0.04
1	B2	Body	LTE Band 66	132322	1745.0	50RB0	Front	15mm	\	\	17.60	17.8	0.145	0.15	0.082	0.09	0.08
1	B2	Body	LTE Band 66	132322	1745.0	1RB50	Rear	15mm	\	\	17.64	17.8	0.188	0.17	0.097	0.10	0.02
1	B2	Body	LTE Band 66	132322	1745.0	50RB0	Rear	15mm	\	\	17.60	17.8	0.156	0.16	0.087	0.09	0.05
0	A1/A2	Head	LTE Band 66	132322	1745.0	1RB0	Left Cheek	0mm	\	\	23.66	23.8	0.142	0.15	0.090	0.09	-0.13
0	A1/A2	Head	LTE Band 66	132322	1745.0	50RB25	Left Cheek	0mm	\	\	22.48	22.8	0.125	0.13	0.079	0.09	0.01
0	A1/A2	Head	LTE Band 66	132322	1745.0	1RB0	Left Tilt	0mm	\	\	23.66	23.8	0.057	0.06	0.036	0.04	0.02
0	A1/A2	Head	LTE Band 66	132322	1745.0	50RB25	Left Tilt	0mm	\	\	22.48	22.8	0.050	0.05	0.032	0.03	0.17
0	A1/A2	Head	LTE Band 66	132322	1745.0	1RB0	Right Cheek	0mm	\	\	23.66	23.8	0.077	0.08	0.049	0.05	0.10
0	A1/A2	Head	LTE Band 66	132322	1745.0	50RB25	Right Cheek	0mm	\	\	22.48	22.8	0.068	0.07	0.043	0.05	-0.19
0	A1/A2	Head	LTE Band 66	132322	1745.0	1RB0	Right Tilt	0mm	\	\	23.66	23.8	0.058	0.06	0.035	0.04	0.02
0	A1/A2	Head	LTE Band 66	132322	1745.0	50RB25	Right Tilt	0mm	\	\	22.48	22.8	0.051	0.05	0.031	0.03	-0.15
0	B1	Body	LTE Band 66	132322	1745.0	1RB50	Front	10mm	\	\	20.91	21.3	0.311	0.34	0.183	0.20	-0.02
0	B1	Body	LTE Band 66	132322	1745.0	50RB0	Front	10mm	\	\	20.92	21.3	0.313	0.34	0.185	0.20	0.02
0	B1	Body	LTE Band 66	132322	1745.0	1RB50	Rear	10mm	\	\	20.91	21.3	0.353	0.39	0.233	0.25	0.05
0	B1	Body	LTE Band 66	132322	1745.0	50RB0	Rear	10mm	\	\	20.92	21.3	0.377	0.41	0.241	0.26	-0.10
0	B1	Body	LTE Band 66	132322	1745.0	1RB50	Left	10mm	\	\	20.91	21.3	0.072	0.08	0.042	0.05	-0.09
0	B1	Body	LTE Band 66	132322	1745.0	50RB0	Left	10mm	\	\	20.92	21.3	0.074	0.08	0.045	0.05	0.08
0	B1	Body	LTE Band 66	132322	1745.0	1RB50	Right	10mm	\	\	20.91	21.3	0.130	0.14	0.070	0.08	0.01
0	B1	Body	LTE Band 66	132322	1745.0	50RB0	Right	10mm	\	\	20.92	21.3	0.132	0.14	0.072	0.08	0.04
0	B1	Body	LTE Band 66	132322	1745.0	1RB50	Bottom	10mm	\	\	20.91	21.3	0.538	0.59	0.301	0.33	0.07
0	B1	Body	LTE Band 66	132322	1745.0	50RB0	Bottom	10mm	\	\	20.92	21.3	0.549	0.60	0.323	0.35	0.13
0	B1	Body	LTE Band 66	132322	1745.0	1RB50	Front	15mm	\	\	20.91	21.3	0.199	0.22	0.119	0.13	-0.06
0	B1	Body	LTE Band 66	132322	1745.0	50RB0	Front	15mm	\	\	20.92	21.3	0.191	0.21	0.115	0.13	-0.04
0	B1	Body	LTE Band 66	132322	1745.0	1RB50	Rear	15mm	\	\	20.91	21.3	0.210	0.23	0.133	0.15	0.02
0	B1	Body	LTE Band 66	132322	1745.0	50RB0	Rear	15mm	\	\	20.92	21.3	0.215	0.23	0.139	0.15	0.05
0	B2	Body	LTE Band 66	132322	1745.0	1RB50	Front	10mm	\	\	19.00	19.3	0.221	0.24	0.131	0.14	0.02
0	B2	Body	LTE Band 66	132322	1745.0	50RB0	Front	10mm	\	\	19.02	19.3	0.223	0.24	0.133	0.14	0.03
0	B2	Body	LTE Band 66	132322	1745.0	1RB50	Rear	10mm	\	\	19.00	19.3	0.251	0.27	0.167	0.18	-0.04
0	B2	Body	LTE Band 66	132322	1745.0	50RB0	Rear	10mm	\	\	19.02	19.3	0.268	0.29	0.173	0.18	0.15
0	B2	Body	LTE Band 66	132322	1745.0	1RB50	Left	10mm	\	\	19.00	19.3	0.051	0.05	0.031	0.03	-0.08
0	B2	Body	LTE Band 66	132322	1745.0	50RB0	Left	10mm	\	\	19.02	19.3	0.053	0.06	0.032	0.03	0.01
0	B2	Body	LTE Band 66	132322	1745.0	1RB50	Right	10mm	\	\	19.00	19.3	0.093	0.10	0.050	0.05	-0.10
0	B2	Body	LTE Band 66	132322	1745.0	50RB0	Right	10mm	\	\	19.02	19.3	0.094	0.10	0.052	0.06	-0.19
0	B2	Body	LTE Band 66	132322	1745.0	1RB50	Bottom	10mm	\	\	19.00	19.3	0.411	0.44	0.216	0.23	-0.04
0	B2	Body	LTE Band 66	132322	1745.0	50RB0	Bottom	10mm	\	\	19.02	19.3	0.420	0.45	0.232	0.25	0.16
0	B2	Body	LTE Band 66	132322	1745.0	1RB50	Front	15mm	\	\	19.00	19.3	0.122	0.13	0.073	0.08	-0.10
0	B2	Body	LTE Band 66	132322	1745.0	50RB0	Front	15mm	\	\	19.02	19.3	0.117	0.12	0.068	0.07	-0.17
0	B2	Body	LTE Band 66	132322	1745.0	1RB50	Rear	15mm	\	\	19.00	19.3	0.129	0.14	0.078	0.08	-0.18
0	B2	Body	LTE Band 66	132322	1745.0	50RB0	Rear	15mm	\	\	19.02	19.3	0.132	0.14	0.082	0.09	-0.07



**Table 13.16: Bluetooth SAR Values**

ANT	Power Level	RF Exposure Conditions	Frequency Band	Channel Number	Frequency (MHz)	Mode/RB	Test Position	Distance	Note	Figure No.	EUT Measured Power (dBm)	Tune up (dBm)	Measured SAR 1g (W/kg)	Calculated SAR 1g (W/kg)	Measured SAR 10g (W/kg)	Calculated SAR 10g (W/kg)	Power Drift
3	C1/C2	Head	Bluetooth	0	2402.0	GFSK	Left Cheek	0mm	\	\	13.57	15.0	0.117	<b>0.16</b>	0.065	<b>0.09</b>	0.05
3	C1/C2	Head	Bluetooth	0	2402.0	GFSK	Left Tilt	0mm	\	\	13.57	15.0	0.135	<b>0.19</b>	0.068	<b>0.09</b>	-0.11
3	C1/C2	Head	Bluetooth	0	2402.0	GFSK	Right Cheek	0mm	\	\	13.57	15.0	0.113	<b>0.16</b>	0.064	<b>0.09</b>	-0.11
3	C1/C2	Head	Bluetooth	0	2402.0	GFSK	Right Tilt	0mm	\	<b>31</b>	13.57	15.0	<b>0.148</b>	<b>0.21</b>	0.075	<b>0.10</b>	0.06
3	D1/D2	Body	Bluetooth	0	2402.0	GFSK	Front	10mm	\	\	13.57	15.0	0.048	<b>0.07</b>	0.027	<b>0.04</b>	-0.02
3	D1/D2	Body	Bluetooth	0	2402.0	GFSK	Rear	10mm	\	\	13.57	15.0	0.047	<b>0.07</b>	0.024	<b>0.03</b>	-0.12
3	D1/D2	Body	Bluetooth	0	2402.0	GFSK	Left	10mm	\	\	13.57	15.0	0.032	<b>0.04</b>	0.099	<b>0.14</b>	0.11
3	D1/D2	Body	Bluetooth	0	2402.0	GFSK	Right	10mm	\	\	13.57	15.0	0.045	<b>0.06</b>	0.022	<b>0.03</b>	0.06
3	D1/D2	Body	Bluetooth	0	2402.0	GFSK	Top	10mm	\	<b>32</b>	13.57	15.0	<b>0.062</b>	<b>0.09</b>	0.032	<b>0.05</b>	0.04
3	D1/D2	Body	Bluetooth	0	2402.0	GFSK	Front	15mm	\	\	13.57	15.0	0.026	<b>0.04</b>	0.015	<b>0.02</b>	0.19
3	D1/D2	Body	Bluetooth	0	2402.0	GFSK	Rear	15mm	\	\	13.57	15.0	0.030	<b>0.04</b>	0.017	<b>0.02</b>	0.11

### 13.3. WLAN Evaluation for 2.4GHz

According to the KDB248227 D01, SAR is measured for 2.4GHz 802.11b DSSS using the initial test position procedure.

**Table 13.17: WLAN 2.4GHz SAR Values**

ANT	Power Level	RF Exposure Conditions	Frequency Band	Channel Number	Frequency (MHz)	Mode/RB	Test Position	Distance	Note	Figure No.	EUT Measured Power (dBm)	Tune up (dBm)	Measured SAR 1g (W/kg)	Calculated SAR 1g (W/kg)	Measured SAR 10g (W/kg)	Calculated SAR 10g (W/kg)	Power Drift
3	C1	Head	WLAN 2.4GHz	11	2462.0	802.11b	Left Cheek	0mm	\	33	13.88	15.5	<b>0.450</b>	<b>0.65</b>	0.212	<b>0.31</b>	0.03
3	C1	Head	WLAN 2.4GHz	11	2462.0	802.11b	Left Tilt	0mm	\	\	13.88	15.5	0.371	<b>0.54</b>	0.176	<b>0.26</b>	-0.08
3	C1	Head	WLAN 2.4GHz	11	2462.0	802.11b	Right Cheek	0mm	\	\	13.88	15.5	0.191	<b>0.28</b>	0.107	<b>0.16</b>	0.00
3	C1	Head	WLAN 2.4GHz	11	2462.0	802.11b	Right Tilt	0mm	\	\	13.88	15.5	0.210	<b>0.30</b>	0.106	<b>0.15</b>	0.01
3	C2	Head	WLAN 2.4GHz	11	2462.0	802.11b	Left Cheek	0mm	\	\	10.44	12.0	0.172	<b>0.25</b>	0.081	<b>0.12</b>	0.04
3	C2	Head	WLAN 2.4GHz	11	2462.0	802.11b	Left Tilt	0mm	\	\	10.44	12.0	0.142	<b>0.20</b>	0.068	<b>0.10</b>	-0.15
3	C2	Head	WLAN 2.4GHz	11	2462.0	802.11b	Right Cheek	0mm	\	\	10.44	12.0	0.073	<b>0.10</b>	0.041	<b>0.06</b>	-0.05
3	C2	Head	WLAN 2.4GHz	11	2462.0	802.11b	Right Tilt	0mm	\	\	10.44	12.0	0.080	<b>0.11</b>	0.041	<b>0.06</b>	-0.16
3	D1	Body	WLAN 2.4GHz	11	2462.0	802.11b	Front	10mm	\	\	18.32	20.0	0.216	<b>0.32</b>	0.114	<b>0.17</b>	-0.13
3	D1	Body	WLAN 2.4GHz	11	2462.0	802.11b	Rear	10mm	\	<b>34</b>	18.32	20.0	<b>0.290</b>	<b>0.43</b>	0.141	<b>0.21</b>	-0.16
3	D1	Body	WLAN 2.4GHz	11	2462.0	802.11b	Left	10mm	\	\	18.32	20.0	0.042	<b>0.06</b>	0.024	<b>0.04</b>	0.04
3	D1	Body	WLAN 2.4GHz	11	2462.0	802.11b	Right	10mm	\	\	18.32	20.0	0.186	<b>0.27</b>	0.096	<b>0.14</b>	-0.08
3	D1	Body	WLAN 2.4GHz	11	2462.0	802.11b	Top	10mm	\	\	18.32	20.0	0.275	<b>0.40</b>	0.146	<b>0.21</b>	-0.07
3	D1	Body	WLAN 2.4GHz	11	2462.0	802.11b	Front	15mm	\	\	18.32	20.0	0.125	<b>0.18</b>	0.071	<b>0.11</b>	0.19
3	D1	Body	WLAN 2.4GHz	11	2462.0	802.11b	Rear	15mm	\	\	18.32	20.0	0.134	<b>0.20</b>	0.078	<b>0.12</b>	-0.05
3	D2	Body	WLAN 2.4GHz	11	2462.0	802.11b	Front	10mm	\	\	15.35	17.0	0.086	<b>0.13</b>	0.046	<b>0.07</b>	-0.18
3	D2	Body	WLAN 2.4GHz	11	2462.0	802.11b	Rear	10mm	\	\	15.35	17.0	0.115	<b>0.17</b>	0.057	<b>0.08</b>	0.01
3	D2	Body	WLAN 2.4GHz	11	2462.0	802.11b	Left	10mm	\	\	15.35	17.0	0.017	<b>0.02</b>	0.010	<b>0.01</b>	0.02
3	D2	Body	WLAN 2.4GHz	11	2462.0	802.11b	Right	10mm	\	\	15.35	17.0	0.074	<b>0.11</b>	0.039	<b>0.06</b>	0.02
3	D2	Body	WLAN 2.4GHz	11	2462.0	802.11b	Top	10mm	\	\	15.35	17.0	0.109	<b>0.16</b>	0.059	<b>0.09</b>	0.15
3	D2	Body	WLAN 2.4GHz	11	2462.0	802.11b	Front	15mm	\	\	15.35	17.0	0.058	<b>0.08</b>	0.033	<b>0.05</b>	-0.16
3	D2	Body	WLAN 2.4GHz	11	2462.0	802.11b	Rear	15mm	\	\	15.35	17.0	0.062	<b>0.09</b>	0.036	<b>0.05</b>	0.15

Note: For all positions/configurations tested using the initial test position and subsequent test positions, when the reported SAR is > 0.8 W/kg, SAR is measured for these test positions/configurations on the subsequent next highest measured output power channel until the reported SAR is ≤ 1.2 W/kg or all required channels are tested.

According to the KDB248227 D01, The reported SAR must be scaled to 100% transmission duty factor to determine compliance at the maximum tune-up tolerance limit.

**WLAN 2.4GHz SAR Values - (Scaled Reported SAR)**

Frequency		Test Position		Actual duty factor	Maximum duty factor	Reported SAR (1g)(W/kg)	Scaled reported SAR (1g)(W/kg)
Ch.	MHz						
11	2462.0	Head	Left Cheek	100%	100%	0.65	<b>0.65</b>
11	2462.0	Body	Rear	100%	100%	0.43	<b>0.43</b>

SAR is not required for OFDM because the 802.11b adjusted SAR ≤ 1.2 W/kg.



13.4. WLAN Evaluation for 5GHz

Table 13.18: WLAN 5GHz SAR Values

ANT	Power Level	RF Exposure Conditions	Frequency Band	Channel Number	Frequency (MHz)	Mode/RB	Test Position	Distance	Note	Figure No.	EUT Measured Power (dBm)	Tune up (dBm)	Measured SAR 1g (W/kg)	Calculated SAR 1g (W/kg)	Measured SAR 10g (W/kg)	Calculated SAR 10g (W/kg)	Power Drift
3	C1	Head	U-NII-2A	60	5300.0	802.11a	Left Cheek	0mm	\	\	12.30	13.6	0.293	0.40	0.097	0.13	0.08
3	C1	Head	U-NII-2A	60	5300.0	802.11a	Left Tilt	0mm	\	\	12.30	13.6	0.289	0.39	0.094	0.13	0.09
3	C1	Head	U-NII-2A	60	5300.0	802.11a	Right Cheek	0mm	\	\	12.30	13.6	0.177	0.24	0.065	0.09	-0.02
3	C1	Head	U-NII-2A	60	5300.0	802.11a	Right Tilt	0mm	\	\	12.30	13.6	0.213	0.29	0.079	0.11	0.02
3	C1	Head	U-NII-2C	132	5660.0	802.11a	Left Cheek	0mm	\	\	11.96	13.6	0.494	0.72	0.130	0.19	0.08
3	C1	Head	U-NII-2C	132	5660.0	802.11a	Left Tilt	0mm	\	35	11.96	13.6	0.647	0.94	0.161	0.23	0.06
3	C1	Head	U-NII-2C	132	5660.0	802.11a	Right Cheek	0mm	\	\	11.96	13.6	0.323	0.47	0.112	0.16	-0.01
3	C1	Head	U-NII-2C	132	5660.0	802.11a	Right Tilt	0mm	\	\	11.96	13.6	0.369	0.54	0.123	0.18	0.02
3	C1	Head	U-NII-2C	124	5620.0	802.11a	Left Tilt	0mm	\	\	11.92	13.6	0.632	0.93	0.159	0.23	0.09
3	C1	Head	U-NII-3	161	5805.0	802.11a	Left Cheek	0mm	\	\	12.57	13.6	0.517	0.66	0.131	0.17	-0.19
3	C1	Head	U-NII-3	161	5805.0	802.11a	Left Tilt	0mm	\	\	12.57	13.6	0.598	0.76	0.147	0.19	0.04
3	C1	Head	U-NII-3	161	5805.0	802.11a	Right Cheek	0mm	\	\	12.57	13.6	0.179	0.23	0.073	0.09	0.02
3	C1	Head	U-NII-3	161	5805.0	802.11a	Right Tilt	0mm	\	\	12.57	13.6	0.203	0.26	0.083	0.11	0.13
3	C2	Head	U-NII-2A	60	5300.0	802.11a	Left Cheek	0mm	\	\	8.82	10.1	0.132	0.18	0.040	0.05	0.01
3	C2	Head	U-NII-2A	60	5300.0	802.11a	Left Tilt	0mm	\	\	8.82	10.1	0.130	0.17	0.038	0.05	0.05
3	C2	Head	U-NII-2A	60	5300.0	802.11a	Right Cheek	0mm	\	\	8.82	10.1	0.080	0.11	0.027	0.04	0.11
3	C2	Head	U-NII-2A	60	5300.0	802.11a	Right Tilt	0mm	\	\	8.82	10.1	0.096	0.13	0.033	0.04	0.12
3	C2	Head	U-NII-2C	132	5660.0	802.11a	Left Cheek	0mm	\	\	8.48	10.1	0.195	0.28	0.053	0.08	0.14
3	C2	Head	U-NII-2C	132	5660.0	802.11a	Left Tilt	0mm	\	\	8.48	10.1	0.256	0.37	0.066	0.10	0.03
3	C2	Head	U-NII-2C	132	5660.0	802.11a	Right Cheek	0mm	\	\	8.48	10.1	0.128	0.19	0.046	0.07	0.17
3	C2	Head	U-NII-2C	132	5660.0	802.11a	Right Tilt	0mm	\	\	8.48	10.1	0.146	0.21	0.051	0.07	0.16
3	C2	Head	U-NII-3	161	5805.0	802.11a	Left Cheek	0mm	\	\	9.05	10.1	0.207	0.26	0.051	0.07	0.06
3	C2	Head	U-NII-3	161	5805.0	802.11a	Left Tilt	0mm	\	\	9.05	10.1	0.239	0.30	0.058	0.07	0.09
3	C2	Head	U-NII-3	161	5805.0	802.11a	Right Cheek	0mm	\	\	9.05	10.1	0.072	0.09	0.029	0.04	0.14
3	C2	Head	U-NII-3	161	5805.0	802.11a	Right Tilt	0mm	\	\	9.05	10.1	0.081	0.10	0.033	0.04	-0.17
3	D1	Body	U-NII-1	44	5220.0	802.11a	Front	10mm	\	\	17.57	19.0	0.276	0.38	0.111	0.15	0.04
3	D1	Body	U-NII-1	44	5220.0	802.11a	Rear	10mm	\	\	17.57	19.0	0.846	1.18	0.314	0.44	-0.02
3	D1	Body	U-NII-1	44	5220.0	802.11a	Left	10mm	\	\	17.57	19.0	0.094	0.13	0.026	0.04	0.17
3	D1	Body	U-NII-1	44	5220.0	802.11a	Right	10mm	\	\	17.57	19.0	0.395	0.55	0.153	0.21	-0.07
3	D1	Body	U-NII-1	44	5220.0	802.11a	Top	10mm	\	\	17.57	19.0	0.720	1.00	0.275	0.38	-0.03
3	D1	Body	U-NII-1	40	5200.0	802.11a	Rear	10mm	\	\	17.51	19.0	0.689	0.97	0.269	0.38	0.03
3	D1	Body	U-NII-1	40	5200.0	802.11a	Top	10mm	\	\	17.51	19.0	0.586	0.83	0.236	0.33	0.14
3	D1	Body	U-NII-3	161	5805.0	802.11a	Front	10mm	\	\	18.01	19.0	0.272	0.34	0.111	0.14	0.18
3	D1	Body	U-NII-3	161	5805.0	802.11a	Rear	10mm	\	\	18.01	19.0	0.662	0.83	0.249	0.31	0.05
3	D1	Body	U-NII-3	161	5805.0	802.11a	Left	10mm	\	\	18.01	19.0	0.136	0.17	0.059	0.07	0.03
3	D1	Body	U-NII-3	161	5805.0	802.11a	Right	10mm	\	\	18.01	19.0	0.359	0.45	0.143	0.18	-0.07
3	D1	Body	U-NII-3	161	5805.0	802.11a	Top	10mm	\	\	18.01	19.0	0.910	1.14	0.316	0.40	0.19
3	D1	Body	U-NII-3	157	5785.0	802.11a	Rear	10mm	\	\	17.98	19.0	0.694	0.88	0.263	0.33	0.07
3	D1	Body	U-NII-3	157	5785.0	802.11a	Top	10mm	\	36	17.98	19.0	0.940	1.19	0.330	0.42	0.08
3	D1	Body	U-NII-2A	60	5300.0	802.11a	Front	15mm	\	\	17.76	19.0	0.177	0.24	0.074	0.10	0.15
3	D1	Body	U-NII-2A	60	5300.0	802.11a	Rear	15mm	\	\	17.76	19.0	0.511	0.68	0.212	0.28	0.02
3	D1	Body	U-NII-2C	132	5660.0	802.11a	Front	15mm	\	\	17.41	19.0	0.202	0.29	0.082	0.12	0.05
3	D1	Body	U-NII-2C	132	5660.0	802.11a	Rear	15mm	\	\	17.41	19.0	0.538	0.78	0.219	0.32	0.08
3	D1	Body	U-NII-3	161	5805.0	802.11a	Front	15mm	\	\	18.01	19.0	0.177	0.22	0.074	0.09	0.04
3	D1	Body	U-NII-3	161	5805.0	802.11a	Rear	15mm	\	\	18.01	19.0	0.415	0.52	0.168	0.21	-0.16
3	D2	Body	U-NII-1	44	5220.0	802.11a	Front	10mm	\	\	12.60	14.1	0.099	0.14	0.046	0.06	-0.19
3	D2	Body	U-NII-1	44	5220.0	802.11a	Rear	10mm	\	\	12.60	14.1	0.261	0.37	0.101	0.14	-0.12
3	D2	Body	U-NII-1	44	5220.0	802.11a	Left	10mm	\	\	12.60	14.1	0.029	0.04	0.008	0.01	0.11
3	D2	Body	U-NII-1	44	5220.0	802.11a	Right	10mm	\	\	12.60	14.1	0.137	0.19	0.049	0.07	-0.19
3	D2	Body	U-NII-1	44	5220.0	802.11a	Top	10mm	\	\	12.60	14.1	0.222	0.31	0.088	0.12	-0.08
3	D2	Body	U-NII-3	161	5805.0	802.11a	Front	10mm	\	\	13.07	14.1	0.098	0.12	0.039	0.05	-0.01
3	D2	Body	U-NII-3	161	5805.0	802.11a	Rear	10mm	\	\	13.07	14.1	0.238	0.30	0.087	0.11	-0.16
3	D2	Body	U-NII-3	161	5805.0	802.11a	Left	10mm	\	\	13.07	14.1	0.055	0.07	0.021	0.03	-0.05
3	D2	Body	U-NII-3	161	5805.0	802.11a	Right	10mm	\	\	13.07	14.1	0.129	0.16	0.052	0.07	0.06
3	D2	Body	U-NII-3	161	5805.0	802.11a	Top	10mm	\	\	13.07	14.1	0.328	0.42	0.111	0.14	0.02
3	D2	Body	U-NII-2A	60	5300.0	802.11a	Front	15mm	\	\	12.79	14.1	0.048	0.07	0.021	0.03	-0.16
3	D2	Body	U-NII-2A	60	5300.0	802.11a	Rear	15mm	\	\	12.79	14.1	0.139	0.19	0.059	0.08	0.00
3	D2	Body	U-NII-2C	132	5660.0	802.11a	Front	15mm	\	\	12.46	14.1	0.059	0.09	0.025	0.04	-0.19
3	D2	Body	U-NII-2C	132	5660.0	802.11a	Rear	15mm	\	\	12.46	14.1	0.157	0.23	0.067	0.10	-0.10
3	D2	Body	U-NII-3	161	5805.0	802.11a	Front	15mm	\	\	13.07	14.1	0.062	0.08	0.027	0.03	0.08
3	D2	Body	U-NII-3	161	5805.0	802.11a	Rear	15mm	\	\	13.07	14.1	0.145	0.18	0.062	0.08	-0.10

Note:

- U-NII-1 and U-NII-2A bands have the same specified maximum output and tolerance; SAR is measured for U-NII-2A band first. Adjusted SAR of U-NII-2A band is ≤ 1.2 W/kg, SAR is not required for U-NII-1 band.
- For all positions/configurations tested using the initial test position and subsequent test positions, when the reported SAR is > 0.8 W/kg, SAR is measured for these test positions/configurations on the subsequent next highest measured output power channel until the reported SAR is ≤ 1.2 W/kg or all required channels are tested.



According to the KDB248227 D01, The reported SAR must be scaled to 100% transmission duty factor to determine compliance at the maximum tune-up tolerance limit.

**WLAN 5GHzSAR Values - (Scaled Reported SAR)**

Frequency		Test Position		Actual duty factor	Maximum duty factor	Reported SAR (1g)(W/kg)	Scaled reported SAR (1g)(W/kg)
Ch.	MHz						
132	5660.0	Head	Left Tilt	100%	100%	0.94	<b>0.94</b>
157	5785.0	Body	Top	100%	100%	1.19	<b>1.19</b>



13.5. Product specific 10g SAR

Table 13.19: WLAN 5GHz SAR Values (Extremity)

ANT	Power Level	RF Exposure Conditions	Frequency Band	Channel Number	Frequency (MHz)	Mode/RB	Test Position	Distance	Note	Figure No.	EUT Measured Power (dBm)	Tune up (dBm)	Measured SAR 1g (W/kg)	Calculated SAR 1g (W/kg)	Measured SAR 10g (W/kg)	Calculated SAR 10g (W/kg)	Power Drift
3	D1	Extremity	U-NII-2A	60	5300.0	802.11a	Front	0mm	\	\	17.76	19.0	2.210	<b>2.94</b>	0.679	<b>0.90</b>	-0.10
3	D1	Extremity	U-NII-2A	60	5300.0	802.11a	Rear	0mm	\	\	17.76	19.0	3.780	<b>5.03</b>	1.090	<b>1.45</b>	0.04
3	D1	Extremity	U-NII-2A	60	5300.0	802.11a	Left	0mm	\	\	17.76	19.0	0.120	<b>0.16</b>	0.045	<b>0.06</b>	-0.12
3	D1	Extremity	U-NII-2A	60	5300.0	802.11a	Right	0mm	\	\	17.76	19.0	1.950	<b>2.59</b>	0.619	<b>0.82</b>	-0.09
3	D1	Extremity	U-NII-2A	60	5300.0	802.11a	Top	0mm	\	\	17.76	19.0	2.560	<b>3.41</b>	1.330	<b>1.77</b>	0.03
3	D1	Extremity	U-NII-2C	132	5660.0	802.11a	Front	0mm	\	\	17.41	19.0	1.770	<b>2.55</b>	0.642	<b>0.93</b>	0.06
3	D1	Extremity	U-NII-2C	132	5660.0	802.11a	Rear	0mm	\	\	17.41	19.0	3.940	<b>5.68</b>	1.310	<b>1.89</b>	-0.07
3	D1	Extremity	U-NII-2C	132	5660.0	802.11a	Left	0mm	\	\	17.41	19.0	0.772	<b>1.11</b>	0.213	<b>0.31</b>	-0.01
3	D1	Extremity	U-NII-2C	132	5660.0	802.11a	Right	0mm	\	\	17.41	19.0	2.820	<b>4.07</b>	0.776	<b>1.12</b>	0.12
3	D1	Extremity	U-NII-2C	132	5660.0	802.11a	Top	0mm	\	<b>37</b>	17.41	19.0	5.030	<b>7.25</b>	<b>1.360</b>	<b>1.96</b>	0.01

## 14. SAR Measurement Variability

SAR measurement variability must be assessed for each frequency band, which is determined by the SAR probe calibration point and tissue-equivalent medium used for the device measurements. When both head and body tissue-equivalent media are required for SAR measurements in a frequency band, the variability measurement procedures should be applied to the tissue medium with the highest measured SAR, using the highest measured SAR configuration for that tissue-equivalent medium.

The following procedures are applied to determine if repeated measurements are required.

- 1) Repeated measurement is not required when the original highest measured SAR is  $< 0.80$  W/kg; steps 2) through 4) do not apply.
- 2) When the original highest measured SAR is  $\geq 0.80$  W/kg, repeat that measurement once.
- 3) Perform a second repeated measurement only if the ratio of largest to smallest SAR for the original and first repeated measurements is  $> 1.20$  or when the original or repeated measurement is  $\geq 1.45$  W/kg (~ 10% from the 1-g SAR limit).
- 4) Perform a third repeated measurement only if the original, first or second repeated measurement is  $\geq 1.5$  W/kg and the ratio of largest to smallest SAR for the original, first and second repeated measurements is  $> 1.20$ .

**Table 14.1: SAR Measurement Variability for Head - GSM1900 (Ant.1)**

Frequency		Test Position	Original	1 <sup>st</sup> Repeated	Ratio	2 <sup>nd</sup> Repeated
Ch.	MHz		SAR (W/kg)	SAR (W/kg)		SAR (W/kg)
810	1909.8	Right Tilt	0.837	0.818	1.02	/

**Table 14.2: SAR Measurement Variability for Head - WCDMA Band 2 (Ant.1)**

Frequency		Test Position	Original	1 <sup>st</sup> Repeated	Ratio	2 <sup>nd</sup> Repeated
Ch.	MHz		SAR (W/kg)	SAR (W/kg)		SAR (W/kg)
9400	1880.0	Right Tilt	0.818	0.803	1.02	/

**Table 14.3: SAR Measurement Variability for Body - WLAN 5GHz (Ant.3)**

Frequency		Test Position	Original	1 <sup>st</sup> Repeated	Ratio	2 <sup>nd</sup> Repeated
Ch.	MHz		SAR (W/kg)	SAR (W/kg)		SAR (W/kg)
157	5785.0	Top	0.940	0.927	1.01	/



## 15. Measurement Uncertainty

### 15.1. Measurement Uncertainty for Normal SAR Tests (300MHz~3GHz)

No.	Error Description	Type	Uncertainty value	Probably Distribution	Div.	(Ci) 1g	(Ci) 10g	Std. Unc. (1g)	Std. Unc. (10g)	Degree of freedom
<b>Measurement system</b>										
1	Probe calibration	B	12.7	N	2	1	1	6.35	6.35	$\infty$
2	Axial isotropy	B	4.7	R	$\sqrt{3}$	$\sqrt{0.5}$	$\sqrt{0.5}$	4.3	4.3	$\infty$
3	Hemispherical isotropy	B	9.6	R	$\sqrt{3}$	1	1	4.8	4.8	$\infty$
4	Boundary effect	B	1.1	R	$\sqrt{3}$	1	1	0.6	0.6	$\infty$
5	Linearity	B	4.7	R	$\sqrt{3}$	1	1	2.7	2.7	$\infty$
6	Detection limit	B	1.0	R	$\sqrt{3}$	1	1	0.6	0.6	$\infty$
7	Modulation response	B	4.0	R	$\sqrt{3}$	1	1	2.3	2.3	$\infty$
8	Readout electronics	B	1.0	N	1	1	1	1.0	1.0	$\infty$
9	Response time	B	0.8	R	$\sqrt{3}$	1	1	0.5	0.5	$\infty$
10	Integration time	B	1.7	R	$\sqrt{3}$	1	1	1.0	1.0	$\infty$
11	RF ambient conditions-noise	B	3.0	R	$\sqrt{3}$	1	1	1.7	1.7	$\infty$
12	RF ambient conditions-reflection	B	3.0	R	$\sqrt{3}$	1	1	1.7	1.7	$\infty$
13	Probe positioned mech. restrictions	B	0.35	R	$\sqrt{3}$	1	1	0.2	0.2	$\infty$
14	Probe positioning with respect to phantom shell	B	2.9	R	$\sqrt{3}$	1	1	1.7	1.7	$\infty$
15	Post-processing	B	1.0	R	$\sqrt{3}$	1	1	0.6	0.6	$\infty$
<b>Test sample related</b>										
16	Test sample positioning	A	3.3	N	1	1	1	3.3	3.3	5
17	Device holder uncertainty	A	3.4	N	1	1	1	3.4	3.4	5
18	Drift of output power	B	5.0	R	$\sqrt{3}$	1	1	2.9	2.9	$\infty$
<b>Phantom and set-up</b>										
19	Phantom uncertainty	B	1.0	R	$\sqrt{3}$	1	1	0.6	0.6	$\infty$
20	Liquid conductivity (target)	B	5.0	R	$\sqrt{3}$	0.64	0.43	1.8	1.2	$\infty$
21	Liquid conductivity (meas.)	A	1.3	N	1	0.64	0.43	0.83	0.56	9
22	Liquid permittivity (target)	B	5.0	R	$\sqrt{3}$	0.6	0.49	1.7	1.4	$\infty$
23	Liquid permittivity (meas.)	A	1.6	N	1	0.6	0.49	0.96	0.78	9
Combined standard uncertainty		$u'_c = \sqrt{\sum_{i=1}^{23} c_i^2 u_i^2}$						11.5	11.4	95.5
Expanded uncertainty (Confidence interval of 95 %)		$u_e = 2u_c$						23.0	22.8	

**15.2. Measurement Uncertainty for Normal SAR Tests (3GHz~6GHz)**

No.	Error Description	Type	Uncertainty value	Probably Distribution	Div.	(Ci) 1g	(Ci) 10g	Std. Unc. (1g)	Std. Unc. (10g)	Degree of freedom
<b>Measurement system</b>										
1	Probe calibration	B	13.9	N	2	1	1	6.95	6.95	∞
2	Axial isotropy	B	4.7	R	$\sqrt{3}$	$\sqrt{0.5}$	$\sqrt{0.5}$	4.3	4.3	∞
3	Hemispherical isotropy	B	9.6	R	$\sqrt{3}$	1	1	4.8	4.8	∞
4	Boundary effect	B	1.1	R	$\sqrt{3}$	1	1	0.6	0.6	∞
5	Linearity	B	4.7	R	$\sqrt{3}$	1	1	2.7	2.7	∞
6	Detection limit	B	1.0	R	$\sqrt{3}$	1	1	0.6	0.6	∞
7	modulation response	B	4.0	R	$\sqrt{3}$	1	1	2.3	2.3	∞
8	Readout electronics	B	1.0	N	1	1	1	1.0	1.0	∞
9	Response time	B	0.0	R	$\sqrt{3}$	1	1	0.0	0.0	∞
10	Integration time	B	1.7	R	$\sqrt{3}$	1	1	1.0	1.0	∞
11	RF ambient conditions-noise	B	3.0	R	$\sqrt{3}$	1	1	1.7	1.7	∞
12	RF ambient conditions-reflection	B	3.0	R	$\sqrt{3}$	1	1	1.7	1.7	∞
13	Probe positioned mech. Restrictions	B	0.35	R	$\sqrt{3}$	1	1	0.2	0.2	∞
14	Probe positioning with respect to phantom shell	B	2.9	R	$\sqrt{3}$	1	1	1.7	1.7	∞
15	Post-processing	B	1.0	R	$\sqrt{3}$	1	1	0.6	0.6	∞
<b>Test sample related</b>										
16	Test sample positioning	A	3.3	N	1	1	1	3.3	3.3	5
17	Device holder uncertainty	A	3.4	N	1	1	1	3.4	3.4	5
18	Drift of output power	B	5.0	R	$\sqrt{3}$	1	1	2.9	2.9	∞
<b>Phantom and set-up</b>										
19	Phantom uncertainty	B	1.0	R	$\sqrt{3}$	1	1	0.6	0.6	∞
20	Liquid conductivity (target)	B	5.0	R	$\sqrt{3}$	0.64	0.43	1.8	1.2	∞
21	Liquid conductivity (meas.)	A	1.3	N	1	0.64	0.43	0.83	0.56	43
22	Liquid permittivity (target)	B	5.0	R	$\sqrt{3}$	0.6	0.49	1.7	1.4	∞
23	Liquid permittivity (meas.)	A	1.6	N	1	0.6	0.49	0.96	0.78	521
Combined standard uncertainty		$u'_c = \sqrt{\sum_{i=1}^{22} c_i^2 u_i^2}$						11.8	11.7	257
Expanded uncertainty (Confidence interval of 95 %)		$u_e = 2u_c$						23.6	23.4	

## 16. Main Test Instruments

**Table 16.1: List of Main Instruments**

No.	Name	Type	Serial Number	Calibration Date	Valid Period
01	Network analyzer	E5071C	MY46103759	2022-11-14	One year
02	Dielectric probe	85070E	MY44300317	/	/
03	Power meter	E4418B	MY50000366	2022-12-11	One year
04	Power sensor	E9304A	MY50000188	2022-12-11	One year
05	Power meter	NRP	102603	2022-12-29	One year
06	Power sensor	NRP-Z51	102211	2022-12-29	One year
07	Signal Generator	E8257D	MY47461211	2023-01-13	One year
08	Amplifier	VTL5400	0404	/	/
09	E-field Probe	EX3DV4	7683	2023-02-16	One year
10	DAE	DAE4	786	2022-09-29	One year
11	Dipole Validation Kit	D750V3	1163	2022-08-22	One year
12	Dipole Validation Kit	D835V2	4d057	2021-10-18	Three years
13	Dipole Validation Kit	D1750V2	1152	2022-08-22	One year
14	Dipole Validation Kit	D1900V2	5d088	2021-10-18	Three years
15	Dipole Validation Kit	D2450V2	873	2021-10-21	Three years
16	Dipole Validation Kit	D2550V2	1010	2021-05-21	Three years
17	Dipole Validation Kit	D5GHzV2	1238	2022-08-17	One year
18	BTS	E5515C	GB46110722	2023-01-13	One year
19	BTS	MT8820C	6201341853	2023-03-23	One year
20	BTS	CMW500	152499	2022-07-15	One year
21	Thermometer	51II	99250045	2022-11-23	One year
22	Software	DASY5	/	/	/

## ANNEX A: Graph Results

### GSM850 Head

Date: 2023-5-10

Electronics: DAE4 Sn786

Medium: Head 835MHz

Medium parameters used (interpolated):  $f = 836.6$  MHz;  $\sigma = 0.923$  S/m;  $\epsilon_r = 40.617$ ;  $\rho = 1000$  kg/m<sup>3</sup>

Communication System: UID 0, GSM (0) Frequency: 836.6 MHz Duty Cycle: 1:8.3

Probe: EX3DV4 - SN7683 ConvF (10.75, 10.75, 10.75)

**Right Cheek Middle/Area Scan (61x61x1):** Interpolated grid:  $dx=1.500$  mm,  $dy=1.500$  mm

Maximum value of SAR (interpolated) = 0.758 W/kg

**Right Cheek Middle/Zoom Scan (5x5x7)/Cube 0:** Measurement grid:  $dx=8$ mm,  $dy=8$ mm,  $dz=5$ mm

Reference Value = 14.97 V/m; Power Drift = 0.02 dB

Peak SAR (extrapolated) = 0.834 W/kg

**SAR(1 g) = 0.413 W/kg; SAR(10 g) = 0.250 W/kg**

Maximum value of SAR (measured) = 0.550 W/kg

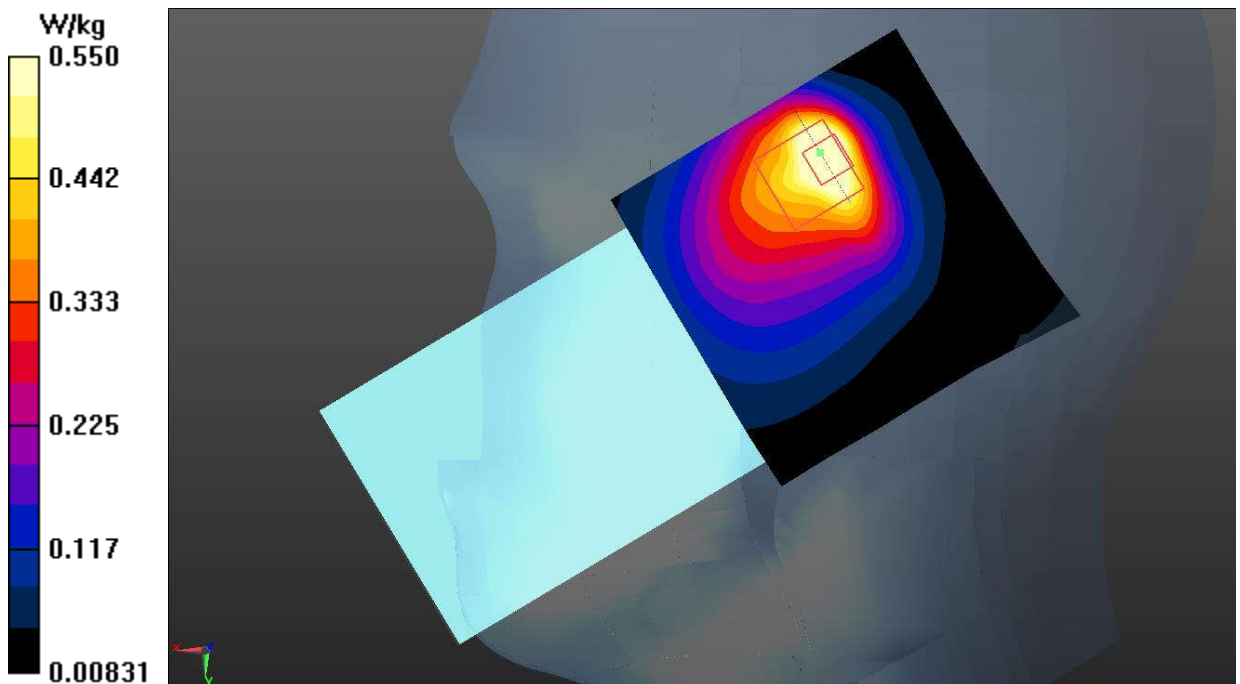


Fig.1 GSM850 Head

**GSM850 Body**

Date: 2023-5-10

Electronics: DAE4 Sn786

Medium: Head 835MHz

Medium parameters used (interpolated):  $f = 836.6$  MHz;  $\sigma = 0.923$  S/m;  $\epsilon_r = 40.617$ ;  $\rho = 1000$  kg/m<sup>3</sup>

Communication System: UID 0, 4 slot GPRS (0) Frequency: 836.6 MHz Duty Cycle: 1:2

Probe: EX3DV4 - SN7683 ConvF (10.75, 10.75, 10.75)

**Rear Side Middle/Area Scan (71x121x1):** Interpolated grid:  $dx=1.500$  mm,  $dy=1.500$  mm

Maximum value of SAR (interpolated) = 0.374 W/kg

**Rear Side Middle/Zoom Scan (5x5x7)/Cube 0:** Measurement grid:  $dx=8$ mm,  $dy=8$ mm,  $dz=5$ mm

Reference Value = 13.32 V/m; Power Drift = 0.03 dB

Peak SAR (extrapolated) = 0.484 W/kg

**SAR(1 g) = 0.267 W/kg; SAR(10 g) = 0.155 W/kg**

Maximum value of SAR (measured) = 0.364 W/kg

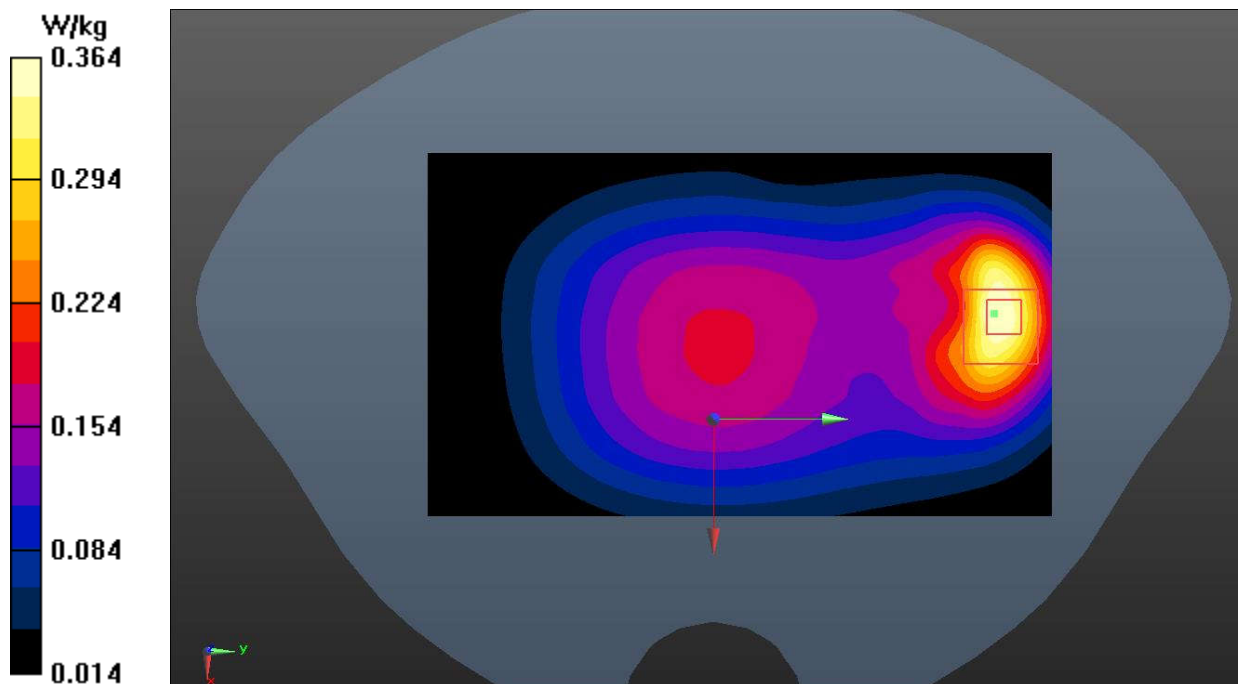


Fig.2 GSM850 Body

**GSM1900 Head**

Date: 2023-5-20

Electronics: DAE4 Sn786

Medium: Head 1900MHz

Medium parameters used:  $f = 1910$  MHz;  $\sigma = 1.434$  S/m;  $\epsilon_r = 39.194$ ;  $\rho = 1000$  kg/m<sup>3</sup>

Communication System: UID 0, GSM (0) Frequency: 1909.8 MHz Duty Cycle: 1:8.3

Probe: EX3DV4 - SN7683 ConvF (8.55, 8.55, 8.55)

**Right Tilt High/Area Scan (61x61x1):** Interpolated grid: dx=1.500 mm, dy=1.500 mm

Maximum value of SAR (interpolated) = 1.24 W/kg

**Right Tilt High/Zoom Scan (5x5x7)/Cube 0:** Measurement grid: dx=8mm, dy=8mm, dz=5mm

Reference Value = 13.32 V/m; Power Drift = -0.02 dB

Peak SAR (extrapolated) = 1.79 W/kg

**SAR(1 g) = 0.837 W/kg; SAR(10 g) = 0.373 W/kg**

Maximum value of SAR (measured) = 1.31 W/kg




Fig.3 GSM1900 Head

**GSM1900 Body**

Date: 2023-5-20

Electronics: DAE4 Sn786

Medium: Head 1900MHz

Medium parameters used:  $f = 1880$  MHz;  $\sigma = 1.407$  S/m;  $\epsilon_r = 39.311$ ;  $\rho = 1000$  kg/m<sup>3</sup>

Communication System: UID 0, 2 slot GPRS (0) Frequency: 1880 MHz Duty Cycle: 1:4

Probe: EX3DV4 - SN7683 ConvF (8.55, 8.55, 8.55)

**Top Side Middle/Area Scan (41x71x1):** Interpolated grid: dx=1.500 mm, dy=1.500 mm

Maximum value of SAR (interpolated) = 0.586 W/kg

**Top Side Middle/Zoom Scan (5x5x7)/Cube 0:** Measurement grid: dx=8mm, dy=8mm, dz=5mm

Reference Value = 14.02 V/m; Power Drift = 0.06 dB

Peak SAR (extrapolated) = 0.826 W/kg

**SAR(1 g) = 0.443 W/kg; SAR(10 g) = 0.218 W/kg**

Maximum value of SAR (measured) = 0.646 W/kg

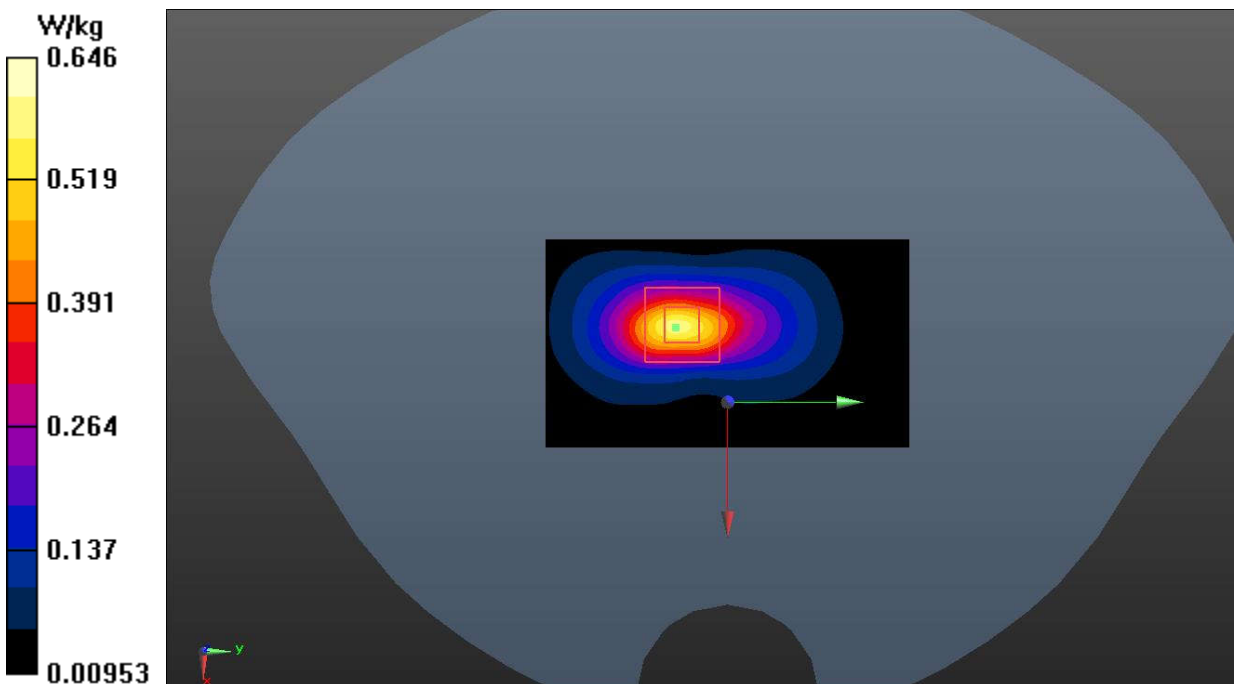


Fig.4 GSM1900 Body

**WCDMA Band 2 Head**

Date: 2023-5-20

Electronics: DAE4 Sn786

Medium: Head 1900MHz

Medium parameters used:  $f = 1880$  MHz;  $\sigma = 1.407$  S/m;  $\epsilon_r = 39.311$ ;  $\rho = 1000$  kg/m<sup>3</sup>

Communication System: UID 0, WCDMA (0) Frequency: 1880 MHz Duty Cycle: 1:1

Probe: EX3DV4 - SN7683 ConvF (8.55, 8.55, 8.55)

**Right Tilt Middle/Area Scan (61x61x1):** Interpolated grid: dx=1.500 mm, dy=1.500 mm

Maximum value of SAR (interpolated) = 1.30 W/kg

**Right Tilt Middle/Zoom Scan (5x5x7)/Cube 0:** Measurement grid: dx=8mm, dy=8mm, dz=5mm

Reference Value = 15.11 V/m; Power Drift = -0.06 dB

Peak SAR (extrapolated) = 1.78 W/kg

**SAR(1 g) = 0.818 W/kg; SAR(10 g) = 0.360 W/kg**

Maximum value of SAR (measured) = 1.27 W/kg

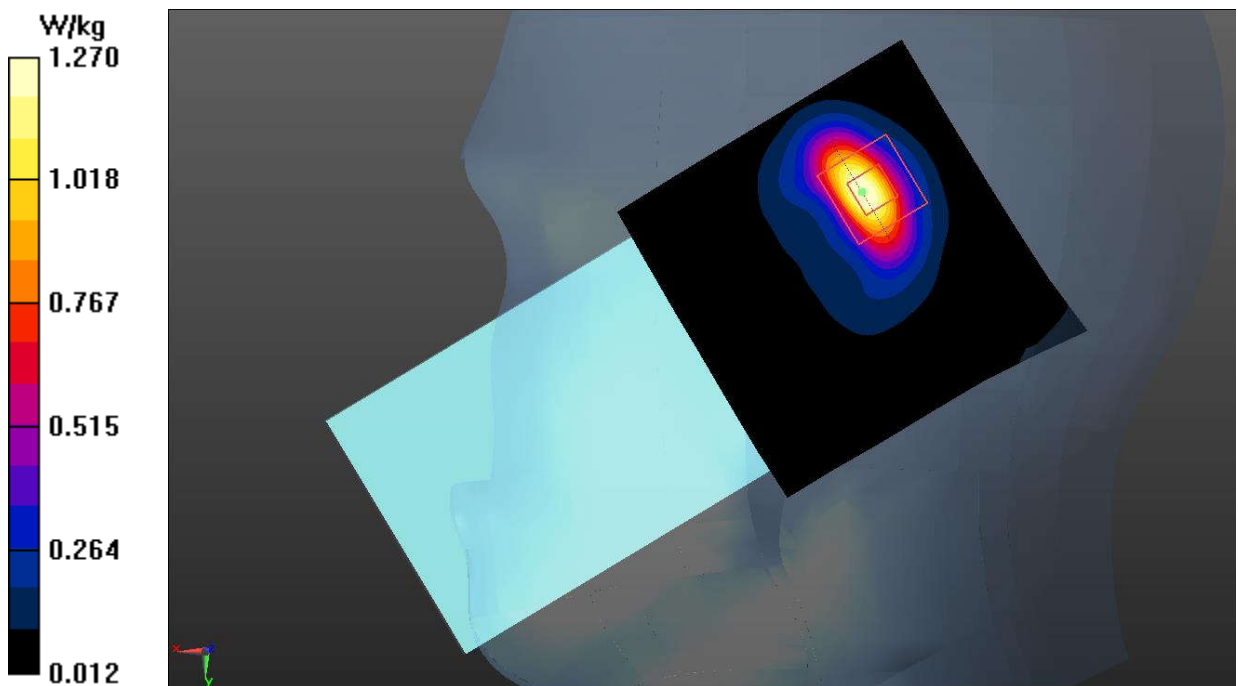


Fig.5 WCDMA Band 2 Head



**WCDMA Band 2 Body**

Date: 2023-5-20

Electronics: DAE4 Sn786

Medium: Head 1900MHz

Medium parameters used:  $f = 1880$  MHz;  $\sigma = 1.407$  S/m;  $\epsilon_r = 39.311$ ;  $\rho = 1000$  kg/m<sup>3</sup>

Communication System: UID 0, WCDMA (0) Frequency: 1880 MHz Duty Cycle: 1:1

Probe: EX3DV4 - SN7683 ConvF (8.55, 8.55, 8.55)

**Top Side Middle/Area Scan (41x61x1):** Interpolated grid: dx=1.500 mm, dy=1.500 mm

Maximum value of SAR (interpolated) = 0.692 W/kg

**Top Side Middle/Zoom Scan (5x5x7)/Cube 0:** Measurement grid: dx=8mm, dy=8mm, dz=5mm

Reference Value = 11.73 V/m; Power Drift = 0.09 dB

Peak SAR (extrapolated) = 1.05 W/kg

**SAR(1 g) = 0.545 W/kg; SAR(10 g) = 0.266 W/kg**

Maximum value of SAR (measured) = 0.708 W/kg

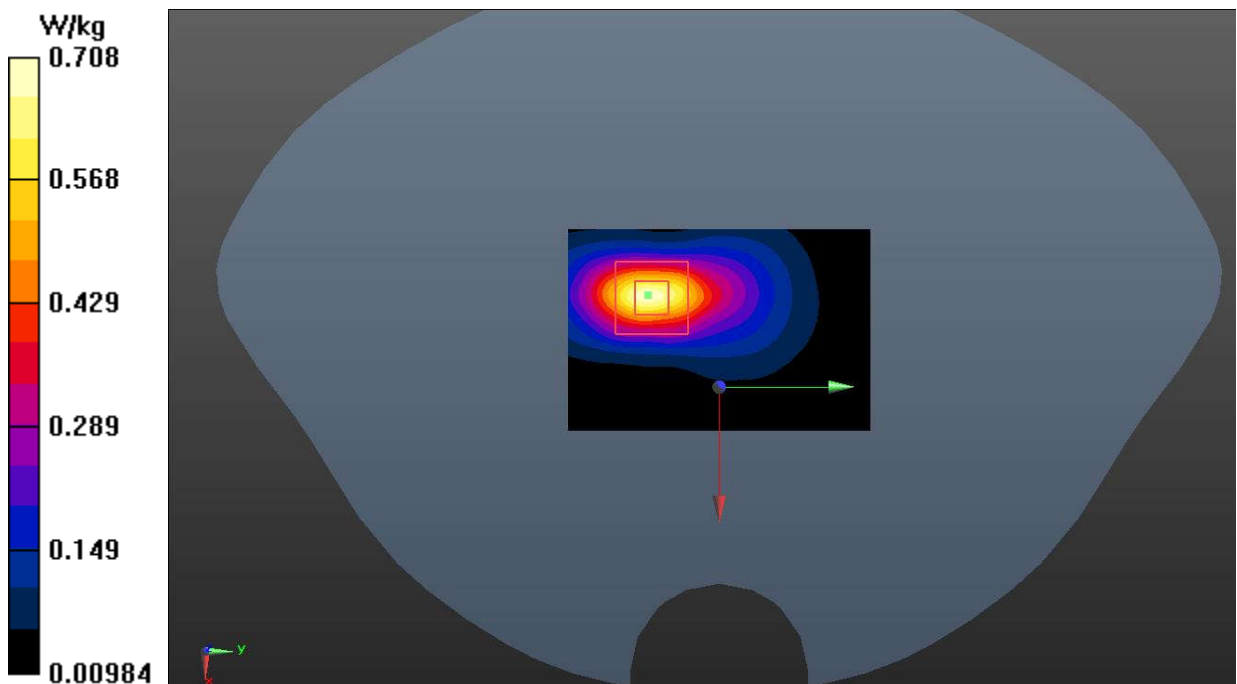


Fig.6 WCDMA Band 2 Body

**WCDMA Band 4 Head**

Date: 2023-5-18

Electronics: DAE4 Sn786

Medium: Head 1750MHz

Medium parameters used (interpolated):  $f = 1752.6$  MHz;  $\sigma = 1.391$  S/m;  $\epsilon_r = 39.453$ ;  $\rho = 1000$  kg/m<sup>3</sup>

Communication System: UID 0, WCDMA (0) Frequency: 1752.6 MHz Duty Cycle: 1:1

Probe: EX3DV4 - SN7683 ConvF (8.81, 8.81, 8.81)

**Right Tilt High/Area Scan (61x61x1):** Interpolated grid: dx=1.500 mm, dy=1.500 mm

Maximum value of SAR (interpolated) = 1.09 W/kg

**Right Tilt High/Zoom Scan (5x5x7)/Cube 0:** Measurement grid: dx=8mm, dy=8mm, dz=5mm

Reference Value = 10.37 V/m; Power Drift = 0.02 dB

Peak SAR (extrapolated) = 1.69 W/kg

**SAR(1 g) = 0.785 W/kg; SAR(10 g) = 0.348 W/kg**

Maximum value of SAR (measured) = 1.14 W/kg

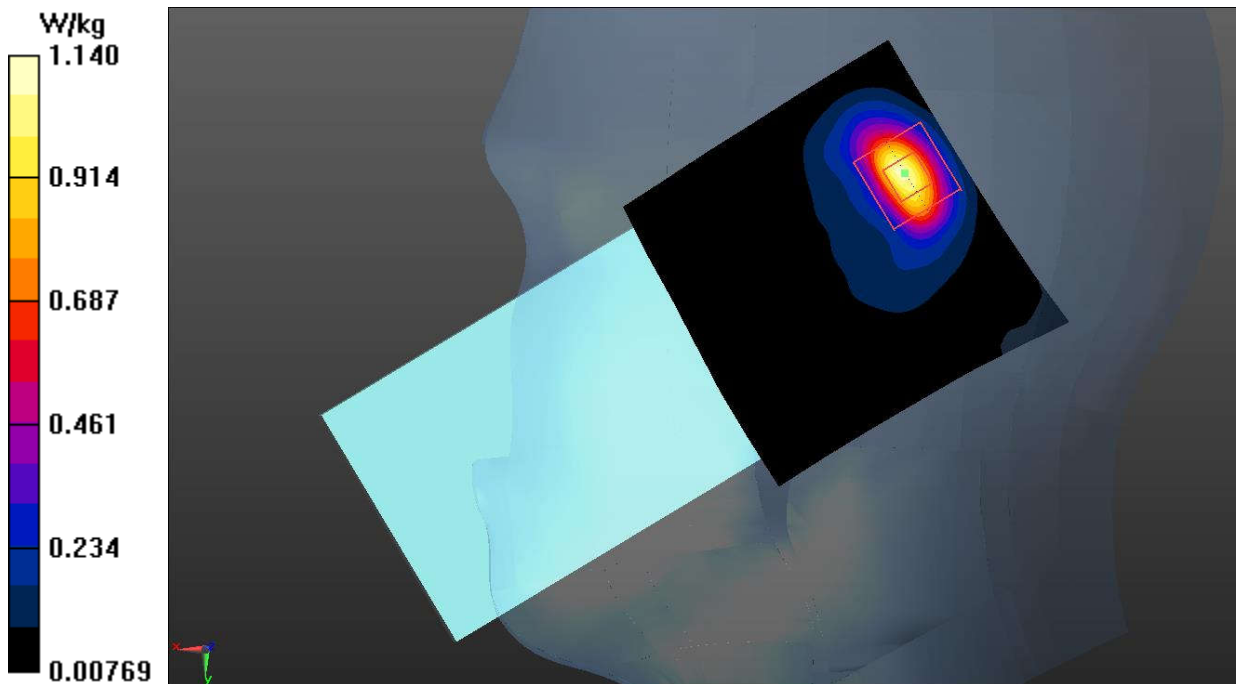


Fig.7 WCDMA Band 4 Head

**WCDMA Band 4 Body**

Date: 2023-5-18

Electronics: DAE4 Sn786

Medium: Head 1750MHz

Medium parameters used (interpolated):  $f = 1732.6$  MHz;  $\sigma = 1.373$  S/m;  $\epsilon_r = 39.532$ ;  $\rho = 1000$  kg/m<sup>3</sup>

Communication System: UID 0, WCDMA (0) Frequency: 1732.6 MHz Duty Cycle: 1:1

Probe: EX3DV4 - SN7683 ConvF (8.81, 8.81, 8.81)

**Bottom Side Middle/Area Scan (41x61x1):** Interpolated grid: dx=1.500 mm, dy=1.500 mm

Maximum value of SAR (interpolated) = 0.601 W/kg

**Bottom Side Middle/Zoom Scan (5x5x7)/Cube 0:** Measurement grid: dx=8mm, dy=8mm, dz=5mm

Reference Value = 9.133 V/m; Power Drift = 0.15 dB

Peak SAR (extrapolated) = 0.857 W/kg

**SAR(1 g) = 0.500 W/kg; SAR(10 g) = 0.271 W/kg**

Maximum value of SAR (measured) = 0.587 W/kg

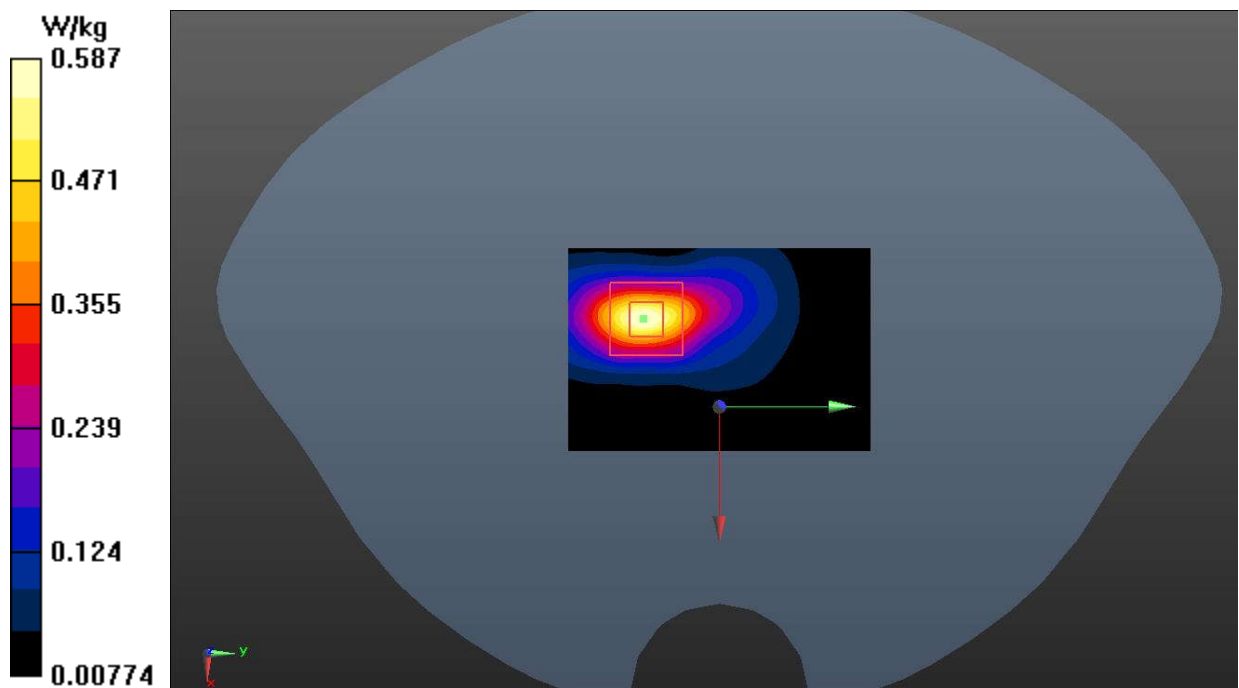


Fig.8 WCDMA Band 4 Body

**WCDMA Band 5 Head**

Date: 2023-5-10

Electronics: DAE4 Sn786

Medium: Head 835MHz

Medium parameters used (interpolated):  $f = 836.6$  MHz;  $\sigma = 0.923$  S/m;  $\epsilon_r = 40.617$ ;  $\rho = 1000$  kg/m<sup>3</sup>

Communication System: UID 0, WCDMA (0) Frequency: 836.6 MHz Duty Cycle: 1:1

Probe: EX3DV4 - SN7683 ConvF (10.75, 10.75, 10.75)

**Right Cheek High/Area Scan (61x61x1):** Interpolated grid: dx=1.500 mm, dy=1.500 mm

Maximum value of SAR (interpolated) = 0.609 W/kg

**Right Cheek High/Zoom Scan (5x5x7)/Cube 0:** Measurement grid: dx=8mm, dy=8mm, dz=5mm

Reference Value = 19.12 V/m; Power Drift = -0.10 dB

Peak SAR (extrapolated) = 1.16 W/kg

**SAR(1 g) = 0.484 W/kg; SAR(10 g) = 0.263 W/kg**

Maximum value of SAR (measured) = 0.642 W/kg

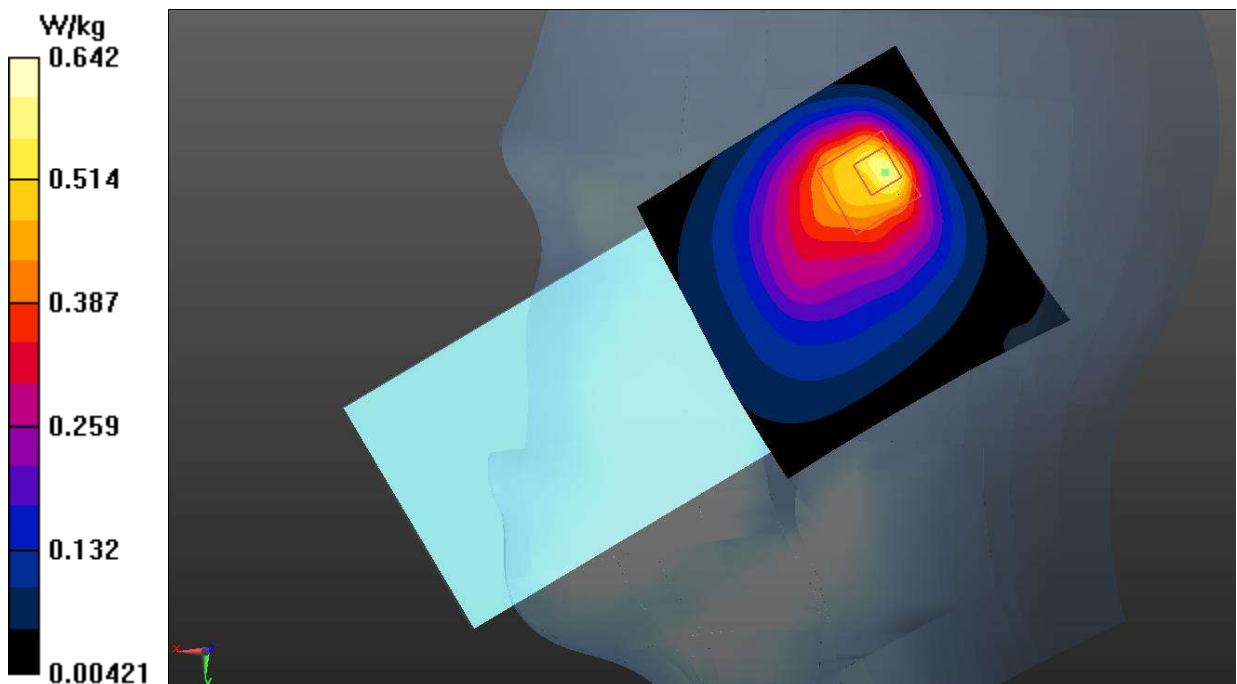


Fig.9 WCDMA Band 5 Head

**WCDMA Band 5 Body**

Date: 2023-5-10

Electronics: DAE4 Sn786

Medium: Head 835MHz

Medium parameters used (interpolated):  $f = 836.6 \text{ MHz}$ ;  $\sigma = 0.923 \text{ S/m}$ ;  $\epsilon_r = 40.617$ ;  $\rho = 1000 \text{ kg/m}^3$

Communication System: UID 0, WCDMA (0) Frequency: 836.6 MHz Duty Cycle: 1:1

Probe: EX3DV4 - SN7683 ConvF (10.75, 10.75, 10.75)

**Rear Side Middle/Area Scan (61x111x1):** Interpolated grid:  $dx=1.500 \text{ mm}$ ,  $dy=1.500 \text{ mm}$

Maximum value of SAR (interpolated) = 0.495 W/kg

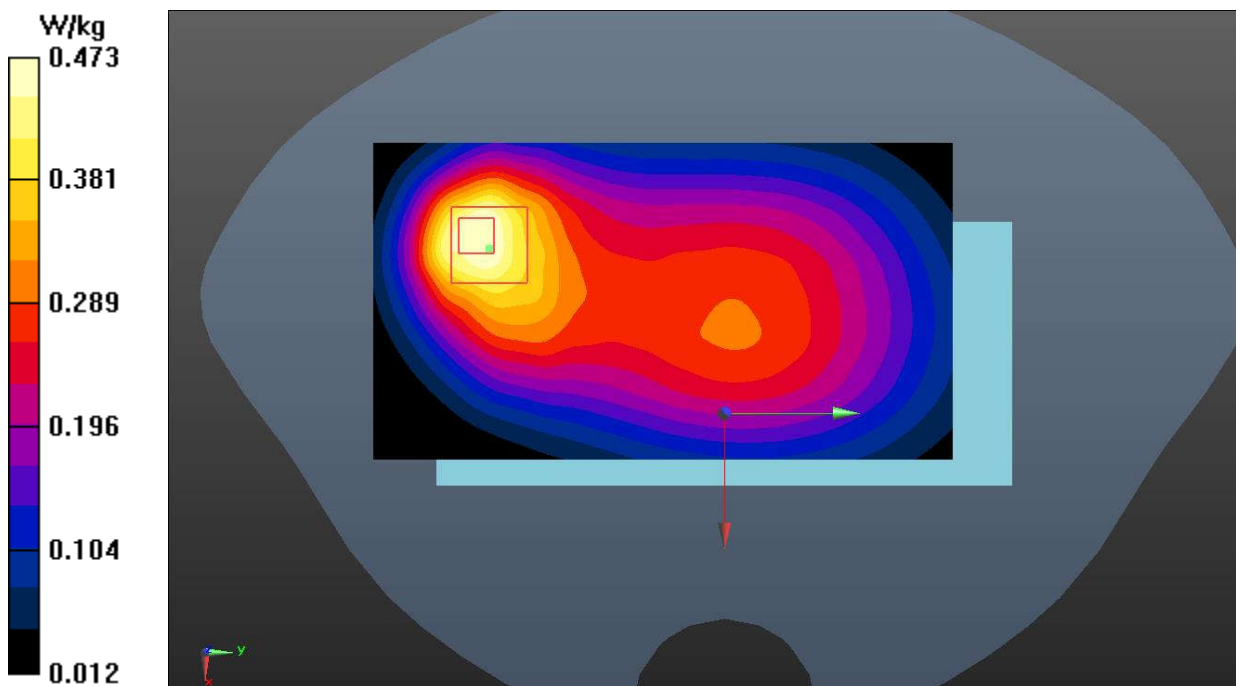
**Rear Side Middle/Zoom Scan (5x5x7)/Cube 0:** Measurement grid:  $dx=8\text{mm}$ ,  $dy=8\text{mm}$ ,  $dz=5\text{mm}$

Reference Value = 13.21 V/m; Power Drift = 0.14 dB

Peak SAR (extrapolated) = 0.672 W/kg

**SAR(1 g) = 0.387 W/kg; SAR(10 g) = 0.235 W/kg**

Maximum value of SAR (measured) = 0.473 W/kg



**Fig.10 WCDMA Band 5 Body**

**LTE Band 2 Head**

Date: 2023-5-28

Electronics: DAE4 Sn786

Medium: Head 1900MHz

Medium parameters used:  $f = 1900$  MHz;  $\sigma = 1.414$  S/m;  $\epsilon_r = 39.478$ ;  $\rho = 1000$  kg/m<sup>3</sup>

Communication System: UID 0, LTE\_FDD (0) Frequency: 1900 MHz Duty Cycle: 1:1

Probe: EX3DV4 - SN7683 ConvF (8.55, 8.55, 8.55)

**Right Tilt High 1RB50/Area Scan (61x61x1):** Interpolated grid: dx=1.500 mm, dy=1.500 mm

Maximum value of SAR (interpolated) = 0.900 W/kg

**Right Tilt High 1RB50/Zoom Scan (5x5x7)/Cube 0:** Measurement grid: dx=8mm, dy=8mm, dz=5mm

Reference Value = 9.461 V/m; Power Drift = 0.07 dB

Peak SAR (extrapolated) = 1.42 W/kg

**SAR(1 g) = 0.667 W/kg; SAR(10 g) = 0.295 W/kg**

Maximum value of SAR (measured) = 0.953 W/kg

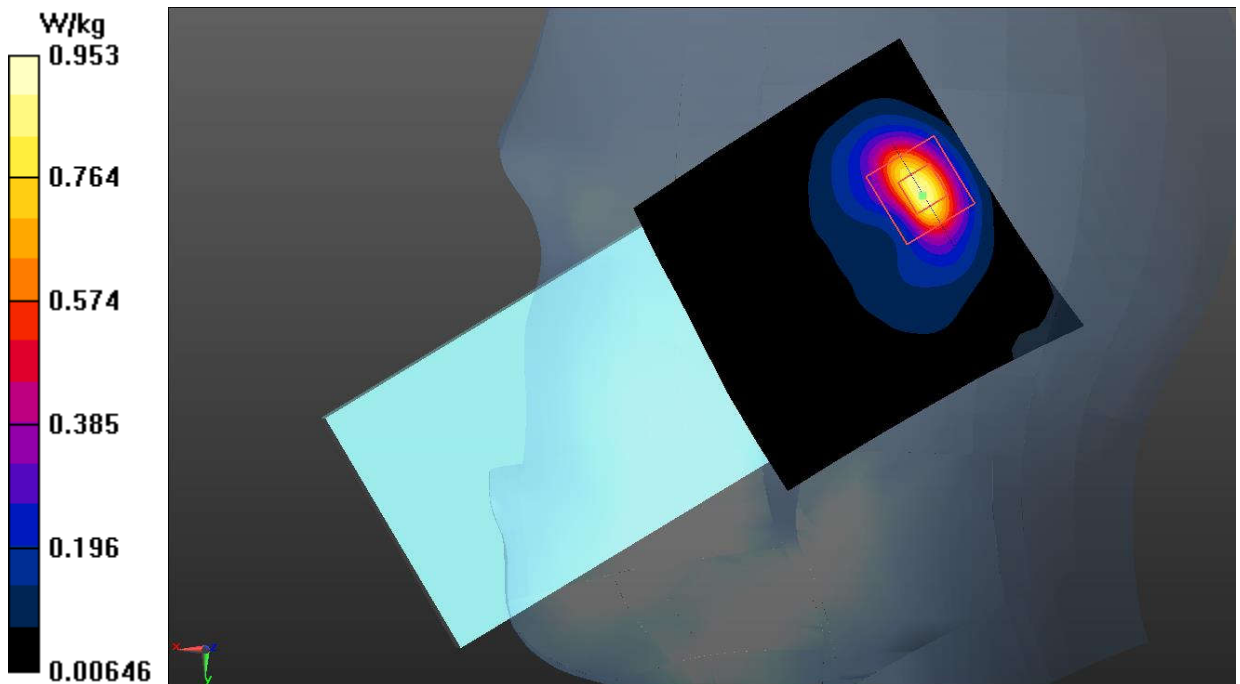


Fig.11 LTE Band 2 Head

**LTE Band 2 Body**

Date: 2023-5-28

Electronics: DAE4 Sn786

Medium: Head 1900MHz

Medium parameters used:  $f = 1900$  MHz;  $\sigma = 1.414$  S/m;  $\epsilon_r = 39.478$ ;  $\rho = 1000$  kg/m<sup>3</sup>

Communication System: UID 0, LTE\_FDD (0) Frequency: 1900 MHz Duty Cycle: 1:1

Probe: EX3DV4 - SN7683 ConvF (8.55, 8.55, 8.55)

**Bottom Side High 1RB50/Area Scan (41x71x1):** Interpolated grid: dx=1.500 mm, dy=1.500 mm  
Maximum value of SAR (interpolated) = 0.792 W/kg**Bottom Side High 1RB50/Zoom Scan (5x5x7)/Cube 0:** Measurement grid: dx=8mm, dy=8mm, dz=5mm

Reference Value = 17.78 V/m; Power Drift = -0.05 dB

Peak SAR (extrapolated) = 0.923 W/kg

**SAR(1 g) = 0.535 W/kg; SAR(10 g) = 0.301 W/kg**

Maximum value of SAR (measured) = 0.725 W/kg

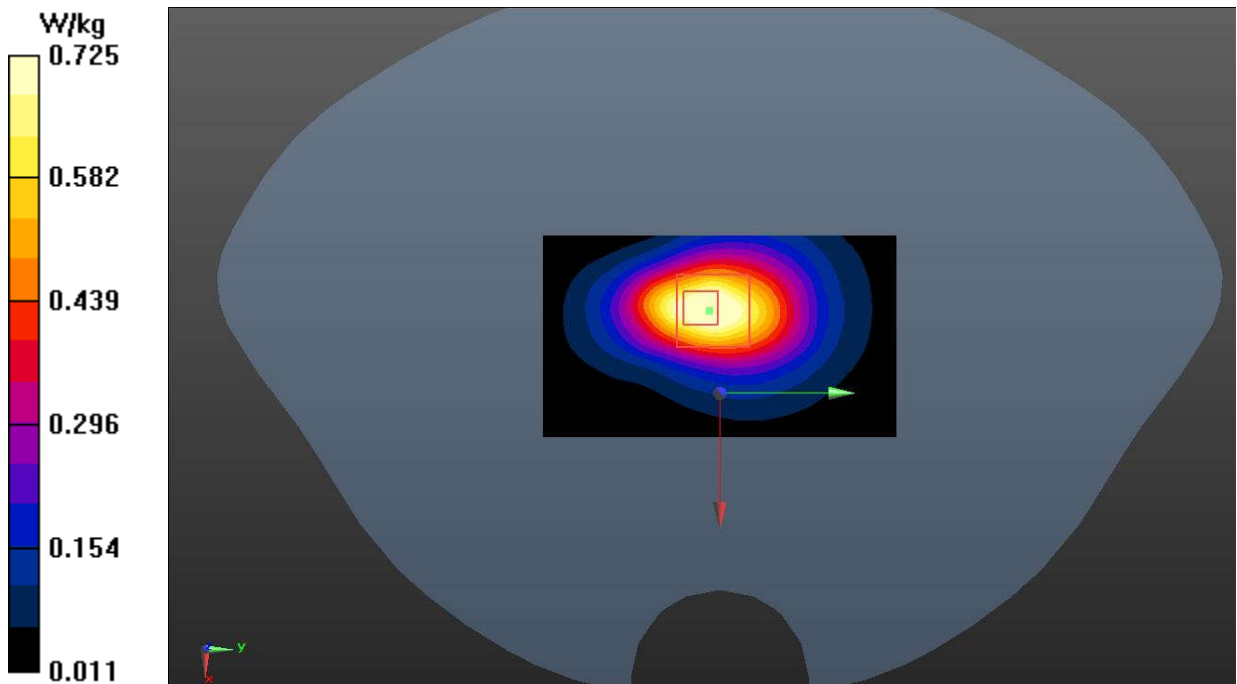


Fig.12 LTE Band 2 Body

**LTE Band 4 Head**

Date: 2023-5-28

Electronics: DAE4 Sn786

Medium: Head 1750MHz

Medium parameters used (interpolated):  $f = 1745$  MHz;  $\sigma = 1.358$  S/m;  $\epsilon_r = 39.722$ ;  $\rho = 1000$  kg/m<sup>3</sup>

Communication System: UID 0, LTE\_FDD (0) Frequency: 1745 MHz Duty Cycle: 1:1

Probe: EX3DV4 - SN7683 ConvF (8.81, 8.81, 8.81)

**Right Tilt High 50RB0/Area Scan (61x61x1):** Interpolated grid: dx=1.500 mm, dy=1.500 mm

Maximum value of SAR (interpolated) = 0.942 W/kg

**Right Tilt High 50RB0/Zoom Scan (5x5x7)/Cube 0:** Measurement grid: dx=8mm, dy=8mm, dz=5mm

Reference Value = 8.606 V/m; Power Drift = -0.01 dB

Peak SAR (extrapolated) = 1.44 W/kg

**SAR(1 g) = 0.675 W/kg; SAR(10 g) = 0.296 W/kg**

Maximum value of SAR (measured) = 0.969 W/kg

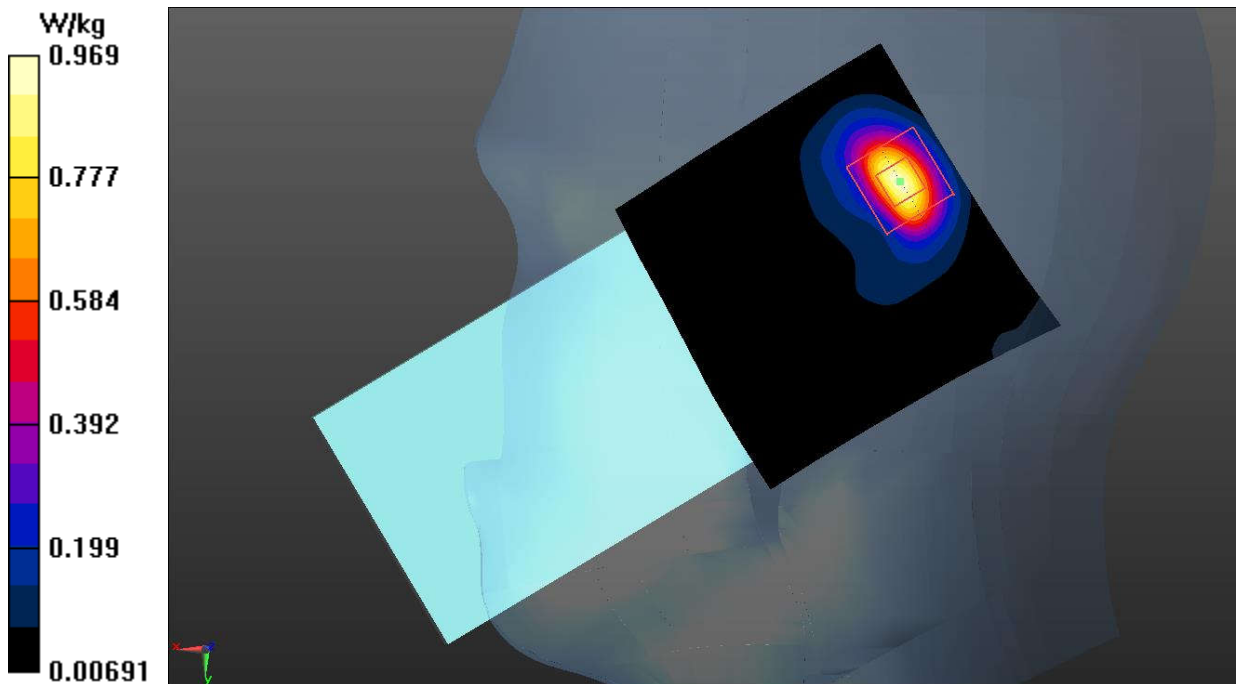


Fig.13 LTE Band 4 Head



**LTE Band 4 Body**

Date: 2023-5-28

Electronics: DAE4 Sn786

Medium: Head 1750MHz

Medium parameters used (interpolated):  $f = 1745$  MHz;  $\sigma = 1.358$  S/m;  $\epsilon_r = 39.722$ ;  $\rho = 1000$  kg/m<sup>3</sup>

Communication System: UID 0, LTE\_FDD (0) Frequency: 1745 MHz Duty Cycle: 1:1

Probe: EX3DV4 - SN7683 ConvF (8.81, 8.81, 8.81)

**Top Side High 50RB0/Area Scan (61x111x1):** Interpolated grid: dx=1.500 mm, dy=1.500 mm

Maximum value of SAR (interpolated) = 0.737 W/kg

**Top Side High 50RB0/Zoom Scan (5x5x7)/Cube 0:** Measurement grid: dx=8mm, dy=8mm, dz=5mm

Reference Value = 11.61 V/m; Power Drift = 0.02 dB

Peak SAR (extrapolated) = 1.09 W/kg

**SAR(1 g) = 0.593 W/kg; SAR(10 g) = 0.298 W/kg**

Maximum value of SAR (measured) = 0.766 W/kg

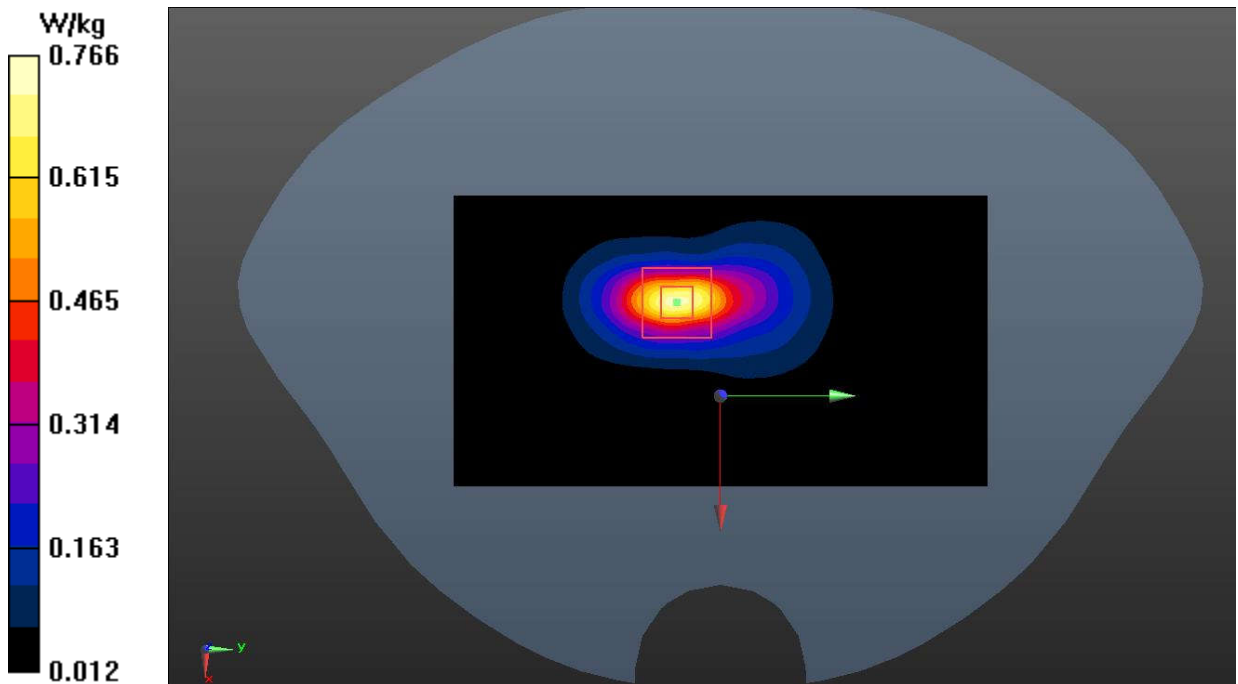


Fig.14 LTE Band 4 Body

**LTE Band 5 Head**

Date: 2023-5-13

Electronics: DAE4 Sn786

Medium: Head 835MHz

Medium parameters used (interpolated):  $f = 836.5$  MHz;  $\sigma = 0.916$  S/m;  $\epsilon_r = 40.915$ ;  $\rho = 1000$  kg/m<sup>3</sup>

Communication System: UID 0, LTE\_FDD (0) Frequency: 836.5 MHz Duty Cycle: 1:1

Probe: EX3DV4 - SN7683 ConvF (10.75, 10.75, 10.75)

**Right Tilt Middle 1RB24/Area Scan (61x61x1):** Interpolated grid:  $dx=1.500$  mm,  $dy=1.500$  mm

Maximum value of SAR (interpolated) = 0.741 W/kg

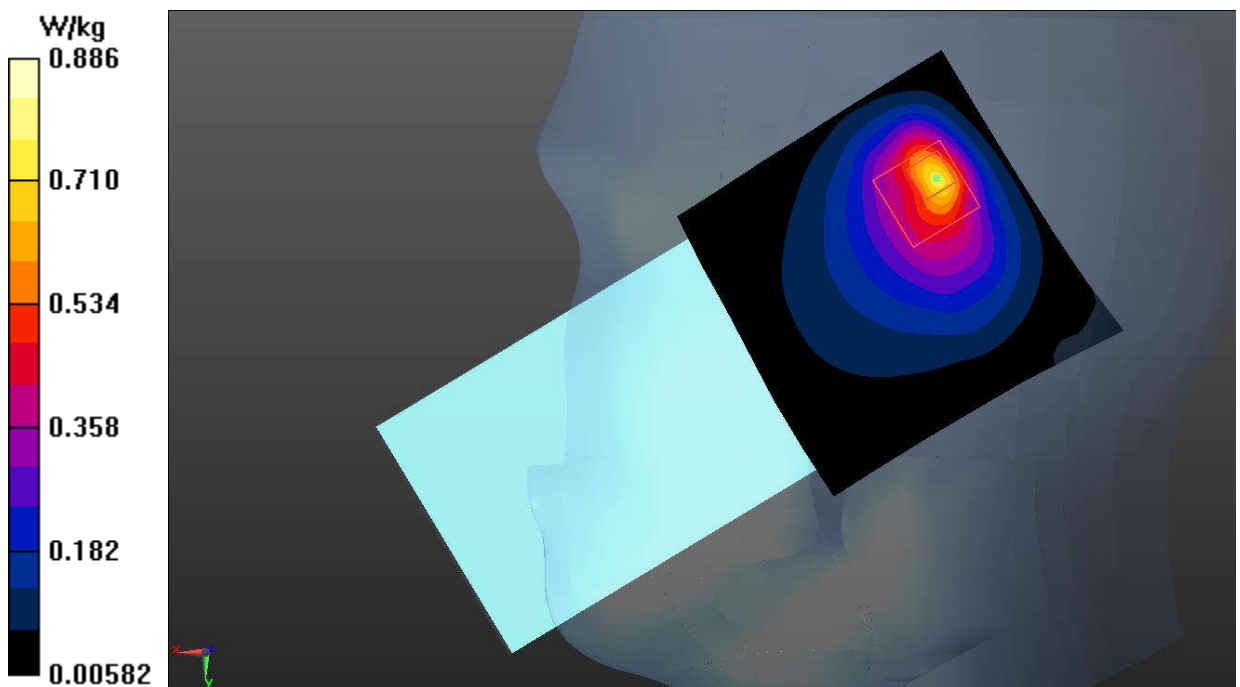
**Right Tilt Middle 1RB24/Zoom Scan (5x5x7)/Cube 0:** Measurement grid:  $dx=8$ mm,  $dy=8$ mm,  $dz=5$ mm

Reference Value = 20.06 V/m; Power Drift = 0.03 dB

Peak SAR (extrapolated) = 1.68 W/kg

**SAR(1 g) = 0.606 W/kg; SAR(10 g) = 0.284 W/kg**

Maximum value of SAR (measured) = 0.886 W/kg

**Fig.15 LTE Band 5 Head**

**LTE Band 5 Body**

Date: 2023-5-13

Electronics: DAE4 Sn786

Medium: Head 835MHz

Medium parameters used (interpolated):  $f = 836.5$  MHz;  $\sigma = 0.916$  S/m;  $\epsilon_r = 40.915$ ;  $\rho = 1000$  kg/m<sup>3</sup>

Communication System: UID 0, LTE\_FDD (0) Frequency: 836.5 MHz Duty Cycle: 1:1

Probe: EX3DV4 - SN7683 ConvF (10.75, 10.75, 10.75)

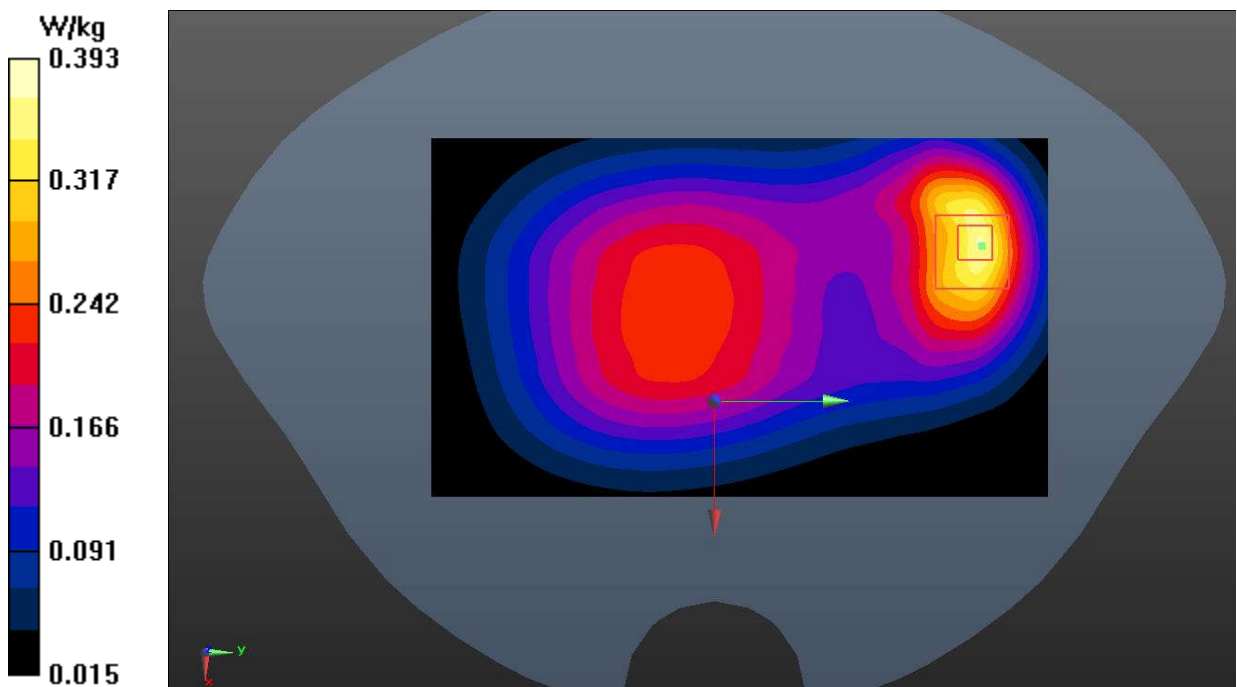
**Rear Side Middle 1RB24/Area Scan (71x121x1):** Interpolated grid:  $dx=1.500$  mm,  $dy=1.500$  mm  
Maximum value of SAR (interpolated) = 0.372 W/kg**Rear Side Middle 1RB24/Zoom Scan (5x5x7)/Cube 0:** Measurement grid:  $dx=8$ mm,  $dy=8$ mm,  $dz=5$ mm

Reference Value = 14.70 V/m; Power Drift = 0.18 dB

Peak SAR (extrapolated) = 0.525 W/kg

**SAR(1 g) = 0.288 W/kg; SAR(10 g) = 0.167 W/kg**

Maximum value of SAR (measured) = 0.393 W/kg

**Fig.16 LTE Band 5 Body**

**LTE Band 7 Head**

Date: 2023-5-17

Electronics: DAE4 Sn786

Medium: Head 2550MHz

Medium parameters used:  $f = 2560$  MHz;  $\sigma = 1.97$  S/m;  $\epsilon_r = 38.022$ ;  $\rho = 1000$  kg/m<sup>3</sup>

Communication System: UID 0, LTE\_FDD (0) Frequency: 2560 MHz Duty Cycle: 1:1

Probe: EX3DV4 - SN7683 ConvF (7.76, 7.76, 7.76)

**Right Cheek High 1RB50/Area Scan (91x91x1):** Interpolated grid: dx=1.000 mm, dy=1.000 mm  
Maximum value of SAR (interpolated) = 0.957 W/kg**Right Cheek High 1RB50/Zoom Scan (7x7x7)/Cube 0:** Measurement grid: dx=5mm, dy=5mm, dz=5mm

Reference Value = 8.319 V/m; Power Drift = -0.01 dB

Peak SAR (extrapolated) = 1.22 W/kg

**SAR(1 g) = 0.525 W/kg; SAR(10 g) = 0.244 W/kg**

Maximum value of SAR (measured) = 0.669 W/kg




Fig.17 LTE Band 7 Head

**LTE Band 7 Body**

Date: 2023-5-17

Electronics: DAE4 Sn786

Medium: Head 2550MHz

Medium parameters used (interpolated):  $f = 2535 \text{ MHz}$ ;  $\sigma = 1.941 \text{ S/m}$ ;  $\epsilon_r = 38.105$ ;  $\rho = 1000 \text{ kg/m}^3$

Communication System: UID 0, LTE\_FDD (0) Frequency: 2535 MHz Duty Cycle: 1:1

Probe: EX3DV4 - SN7683 ConvF (8.02, 8.02, 8.02)

**Top Side Middle 1RB50/Area Scan (61x111x1):** Interpolated grid:  $dx=1.000 \text{ mm}$ ,  $dy=1.000 \text{ mm}$

Maximum value of SAR (interpolated) = 0.784 W/kg

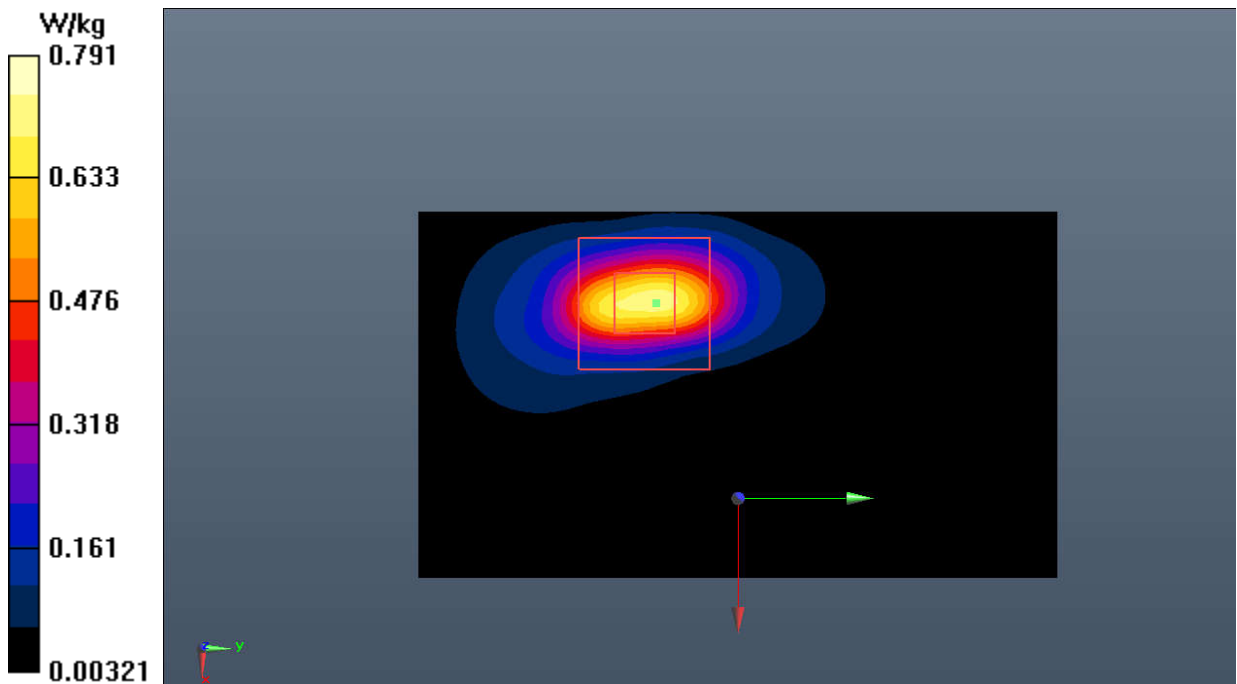
**Top Side Middle 1RB50/Zoom Scan (7x7x7)/Cube 0:** Measurement grid:  $dx=5\text{mm}$ ,  $dy=5\text{mm}$ ,  $dz=5\text{mm}$

Reference Value = 2.786 V/m; Power Drift = 0.11 dB

Peak SAR (extrapolated) = 1.25 W/kg

**SAR(1 g) = 0.595 W/kg; SAR(10 g) = 0.261 W/kg**

Maximum value of SAR (measured) = 0.791 W/kg



**Fig.18 LTE Band 7 Body**

**LTE Band 12 Head**

Date: 2023-5-12

Electronics: DAE4 Sn786

Medium: Head 750MHz

Medium parameters used:  $f = 708$  MHz;  $\sigma = 0.855$  S/m;  $\epsilon_r = 42.857$ ;  $\rho = 1000$  kg/m<sup>3</sup>

Communication System: UID 0, LTE\_FDD (0) Frequency: 707.5 MHz Duty Cycle: 1:1

Probe: EX3DV4 - SN7683 ConvF (10.75, 10.75, 10.75)

**Left Cheek Middle 1RB24/Area Scan (61x61x1):** Interpolated grid: dx=1.500 mm, dy=1.500 mm

Maximum value of SAR (interpolated) = 0.160 W/kg


**Left Cheek Middle 1RB24/Zoom Scan (5x5x7)/Cube 0:** Measurement grid: dx=8mm, dy=8mm, dz=5mm

Reference Value = 3.363 V/m; Power Drift = 0.10 dB

Peak SAR (extrapolated) = 0.378 W/kg

**SAR(1 g) = 0.192 W/kg; SAR(10 g) = 0.140 W/kg**

Maximum value of SAR (measured) = 0.308 W/kg

**Fig.19 LTE Band 12 Head**

**LTE Band 12 Body**

Date: 2023-5-12

Electronics: DAE4 Sn786

Medium: Head 750MHz

Medium parameters used:  $f = 708$  MHz;  $\sigma = 0.855$  S/m;  $\epsilon_r = 42.857$ ;  $\rho = 1000$  kg/m<sup>3</sup>

Communication System: UID 0, LTE\_FDD (0) Frequency: 707.5 MHz Duty Cycle: 1:1

Probe: EX3DV4 - SN7683 ConvF (10.75, 10.75, 10.75)

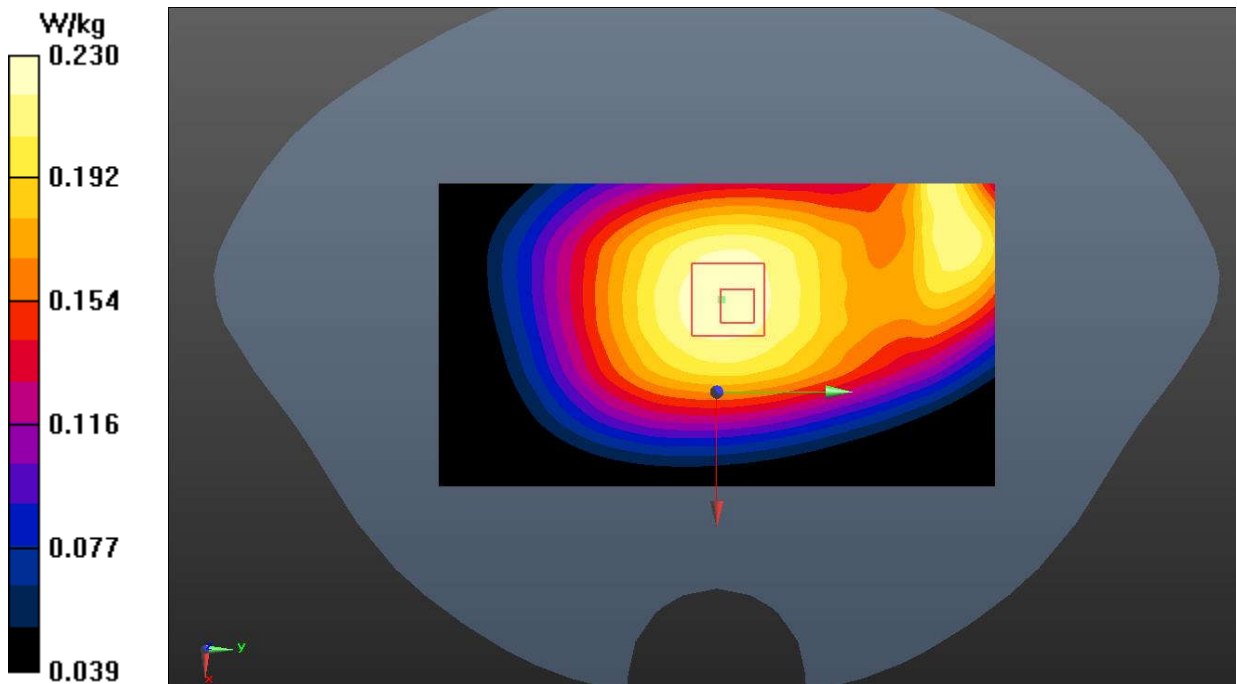
**Rear Side Middle 1RB24/Area Scan (61x111x1):** Interpolated grid: dx=1.500 mm, dy=1.500 mm  
Maximum value of SAR (interpolated) = 0.226 W/kg**Rear Side Middle 1RB24/Zoom Scan (5x5x7)/Cube 0:** Measurement grid: dx=8mm, dy=8mm, dz=5mm

Reference Value = 15.07 V/m; Power Drift = 0.16 dB

Peak SAR (extrapolated) = 0.256 W/kg

**SAR(1 g) = 0.199 W/kg; SAR(10 g) = 0.152 W/kg**

Maximum value of SAR (measured) = 0.230 W/kg

**Fig.20 LTE Band 12 Body**

**LTE Band 13 Head**

Date: 2023-5-12

Electronics: DAE4 Sn786

Medium: Head 750MHz

Medium parameters used:  $f = 782 \text{ MHz}$ ;  $\sigma = 0.901 \text{ S/m}$ ;  $\epsilon_r = 41.969$ ;  $\rho = 1000 \text{ kg/m}^3$ 

Communication System: UID 0, LTE\_FDD (0) Frequency: 782 MHz Duty Cycle: 1:1

Probe: EX3DV4 - SN7683 ConvF (10.75, 10.75, 10.75)

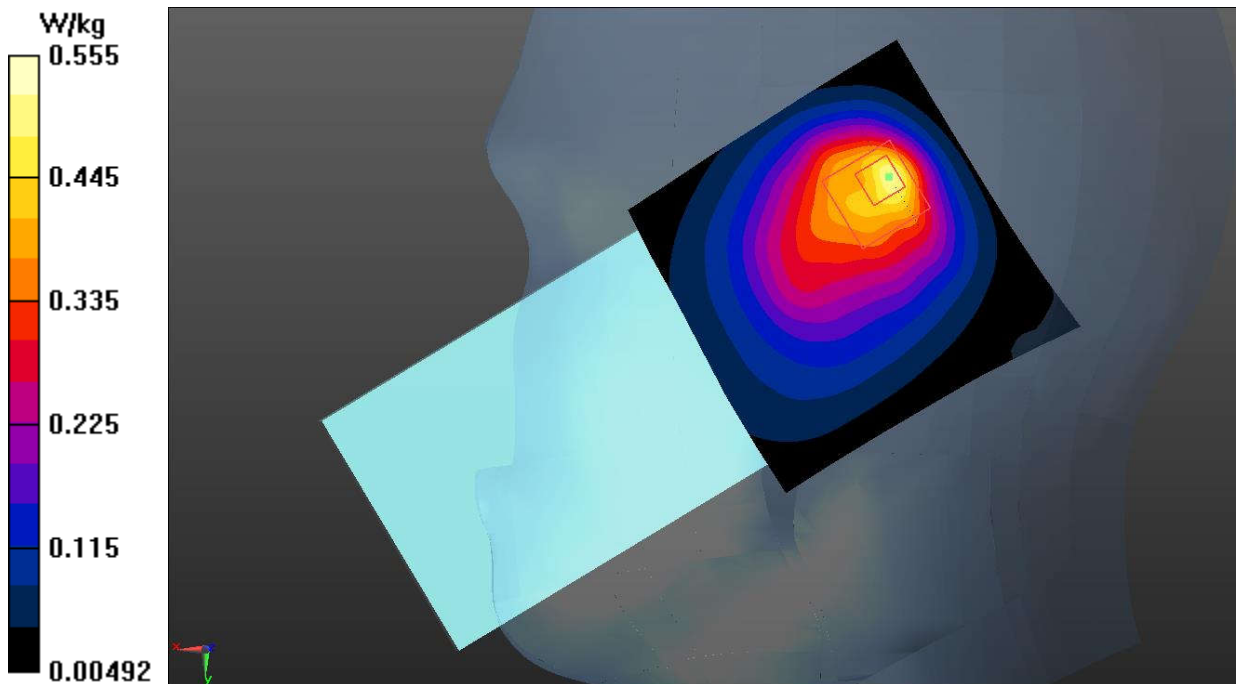
**Right Cheek Middle 1RB24/Area Scan (61x61x1):** Interpolated grid:  $dx=1.500 \text{ mm}$ ,  $dy=1.500 \text{ mm}$   
Maximum value of SAR (interpolated) = 0.522 W/kg**Right Cheek Middle 1RB24/Zoom Scan (5x5x7)/Cube 0:** Measurement grid:  $dx=8\text{mm}$ ,  $dy=8\text{mm}$ ,  $dz=5\text{mm}$ 

Reference Value = 18.89 V/m; Power Drift = 0.06 dB

Peak SAR (extrapolated) = 0.982 W/kg

**SAR(1 g) = 0.424 W/kg; SAR(10 g) = 0.238 W/kg**

Maximum value of SAR (measured) = 0.555 W/kg

**Fig.21 LTE Band 13 Head**