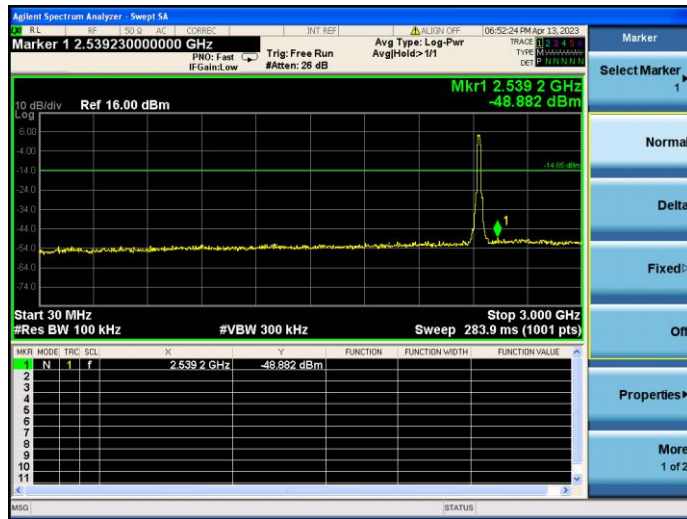
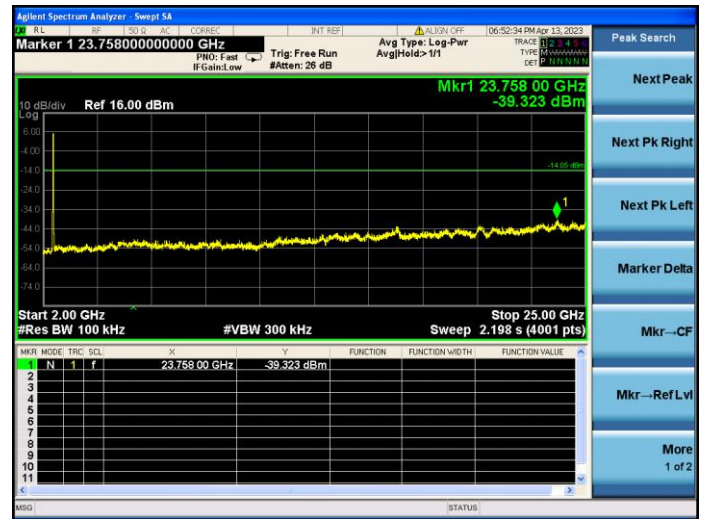


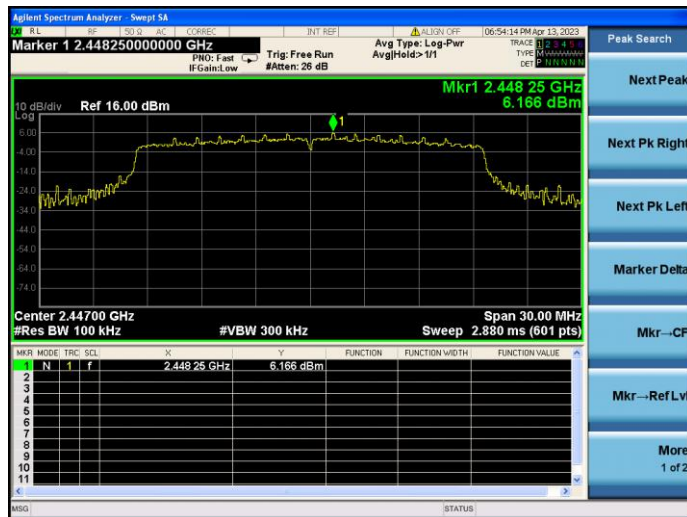
802.11ax-20 MHz(SU) CHANNEL 6, SPURIOUS
30 MHz ~ 3 GHz



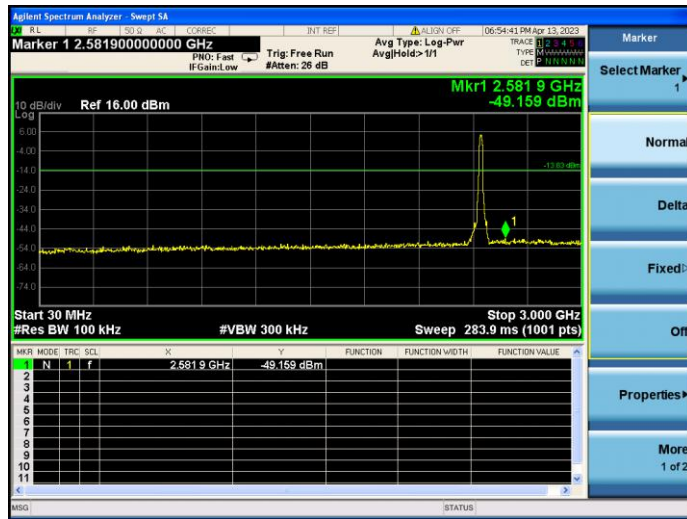
802.11ax-20 MHz(SU) CHANNEL 6, SPURIOUS
2 GHz ~ 25 GHz



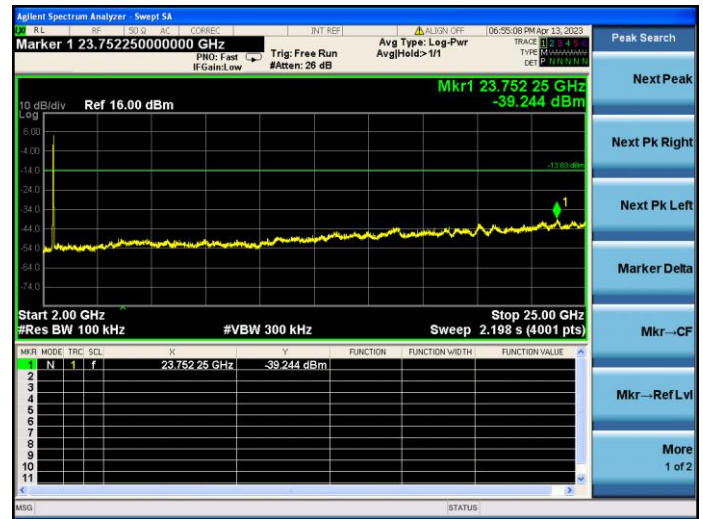
802.11ax-20 MHz(SU) CHANNEL 8 CARRIER LEVEL



802.11ax-20 MHz(SU) CHANNEL 8, SPURIOUS
30 MHz ~ 3 GHz



802.11ax-20 MHz(SU) CHANNEL 8, SPURIOUS
2 GHz ~ 25 GHz

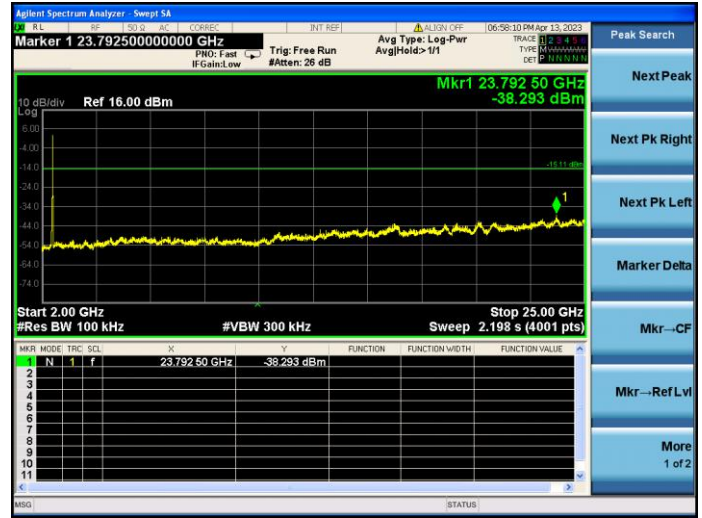
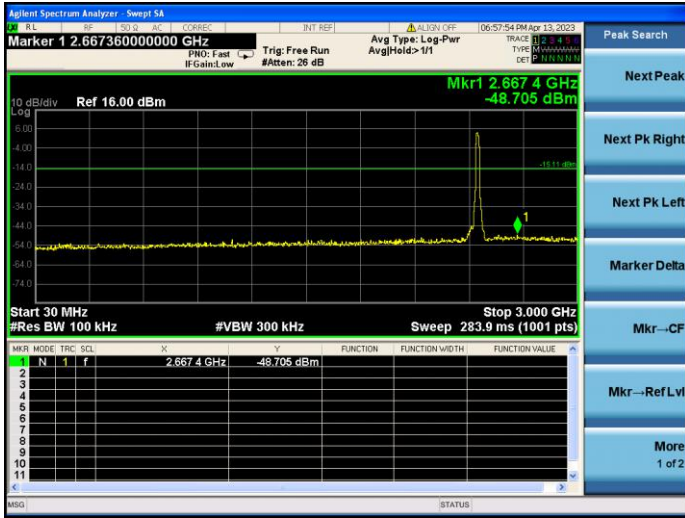


802.11ax-20 MHz(SU) CHANNEL 9 CARRIER LEVEL



802.11ax-20 MHz(SU) CHANNEL 9, SPURIOUS
30 MHz ~ 3 GHz

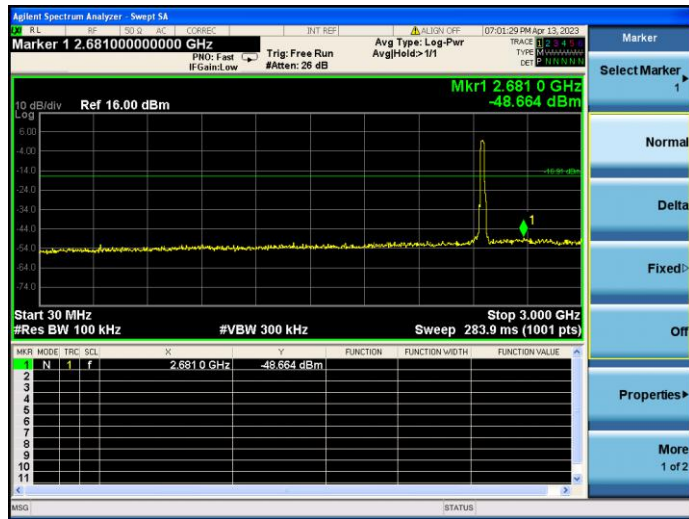
802.11ax-20 MHz(SU) CHANNEL 9, SPURIOUS
2 GHz ~ 25 GHz



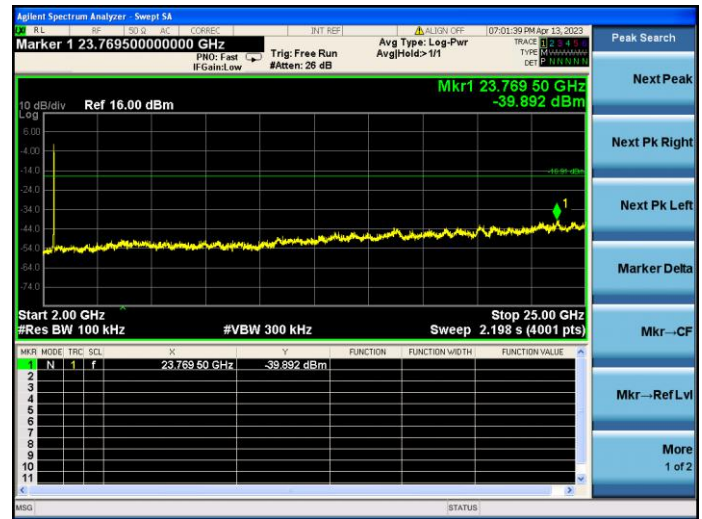
802.11ax-20 MHz(SU) CHANNEL 10 CARRIER LEVEL



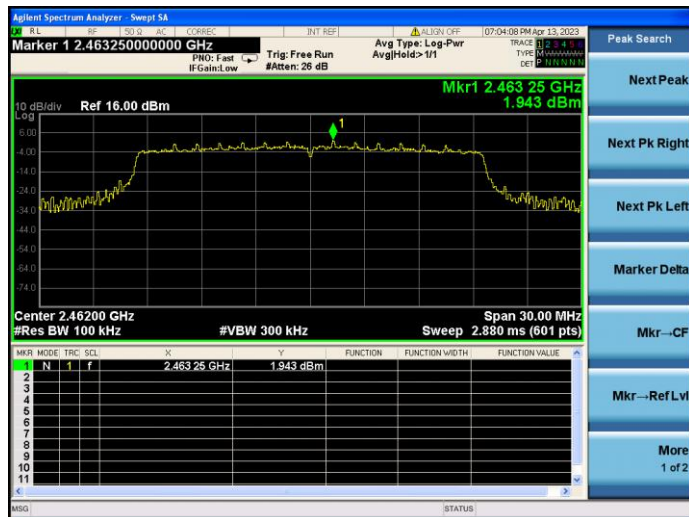
802.11ax-20 MHz(SU) CHANNEL 10, SPURIOUS
30 MHz ~ 3 GHz



802.11ax-20 MHz(SU) CHANNEL 10, SPURIOUS
2 GHz ~ 25 GHz

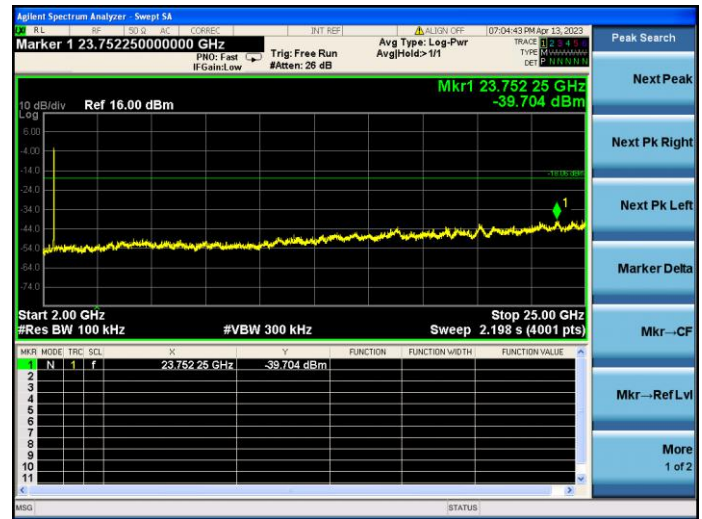
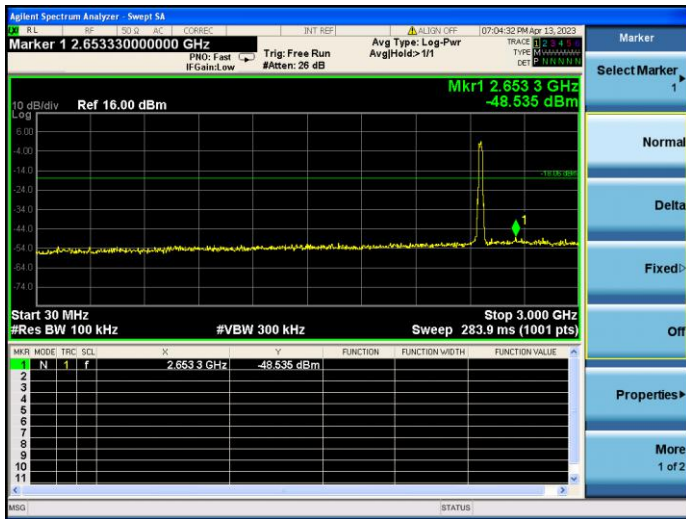


802.11ax-20 MHz(SU) CHANNEL 11 CARRIER LEVEL

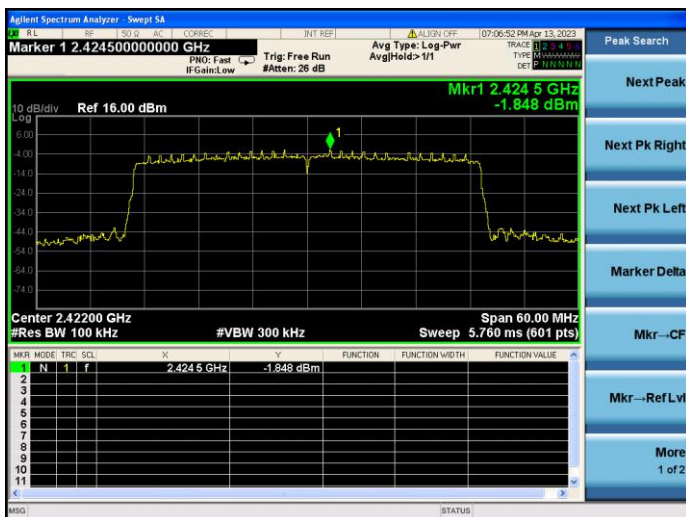


802.11ax-20 MHz(SU) CHANNEL 11, SPURIOUS
30 MHz ~ 3 GHz

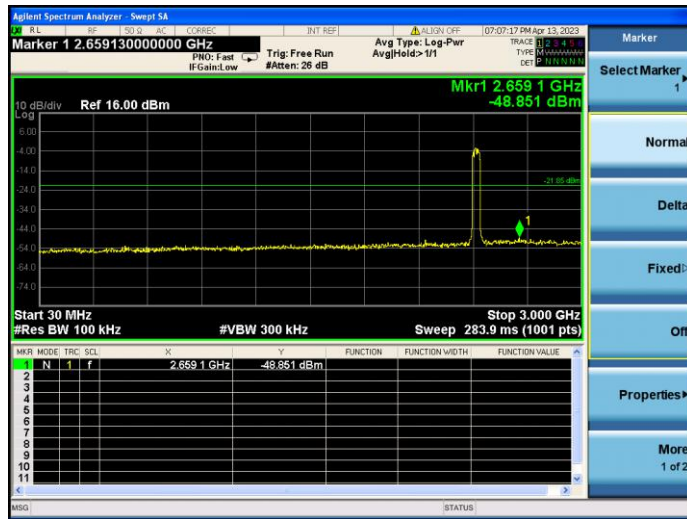
802.11ax-20 MHz(SU) CHANNEL 11, SPURIOUS
2 GHz ~ 25 GHz



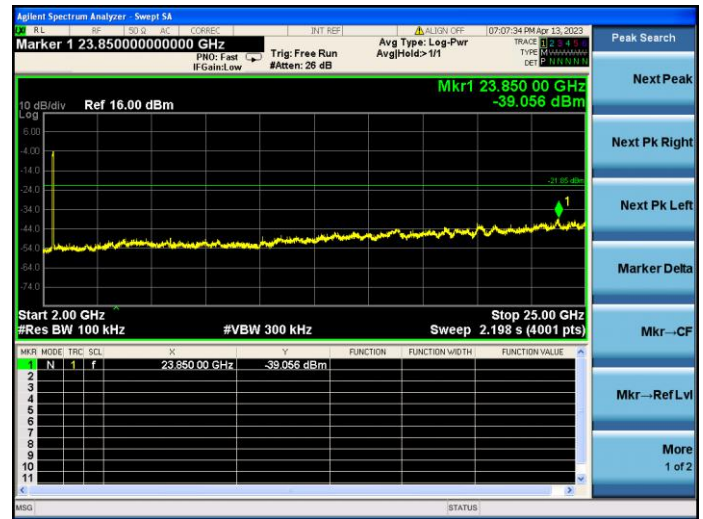
802.11ax-40 MHz(SU) CHANNEL 3 CARRIER LEVEL



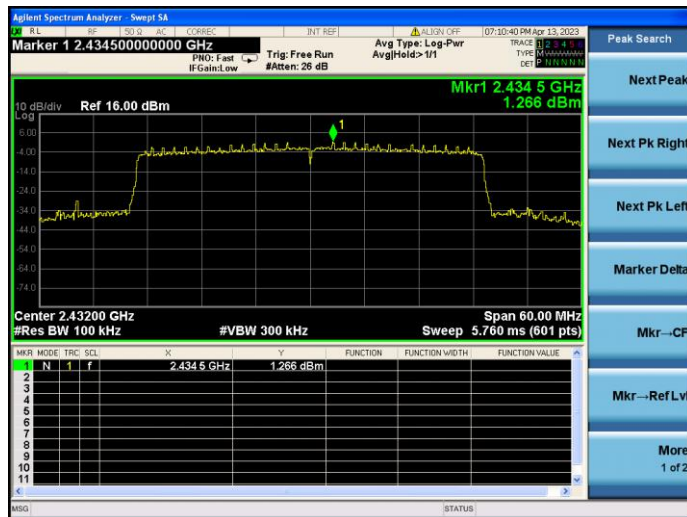
802.11ax-40 MHz(SU) CHANNEL 3, SPURIOUS
30 MHz ~ 3 GHz



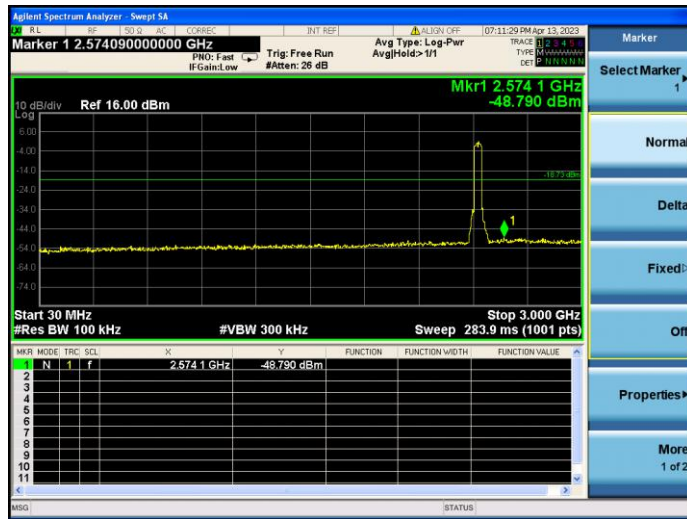
802.11ax-40 MHz(SU) CHANNEL 3, SPURIOUS
2 GHz ~ 25 GHz



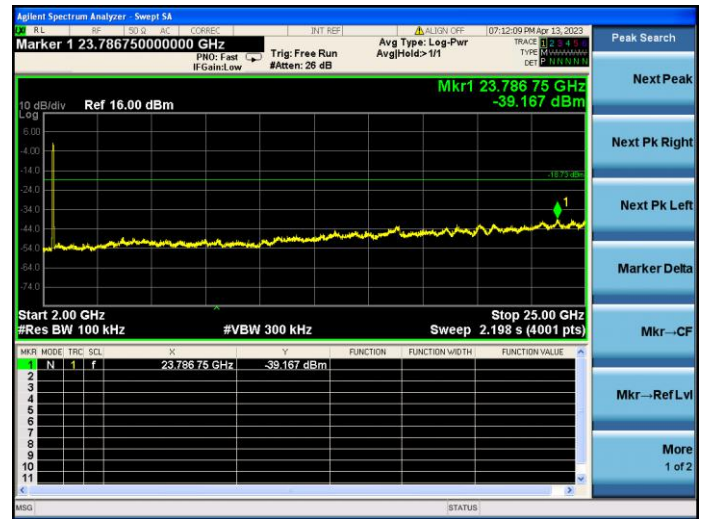
802.11ax-40 MHz(SU) CHANNEL 5 CARRIER LEVEL



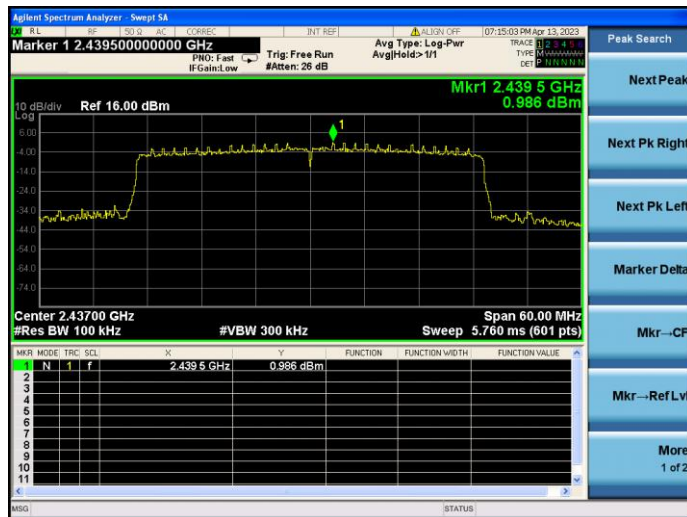
802.11ax-40 MHz(SU) CHANNEL 5, SPURIOUS
30 MHz ~ 3 GHz



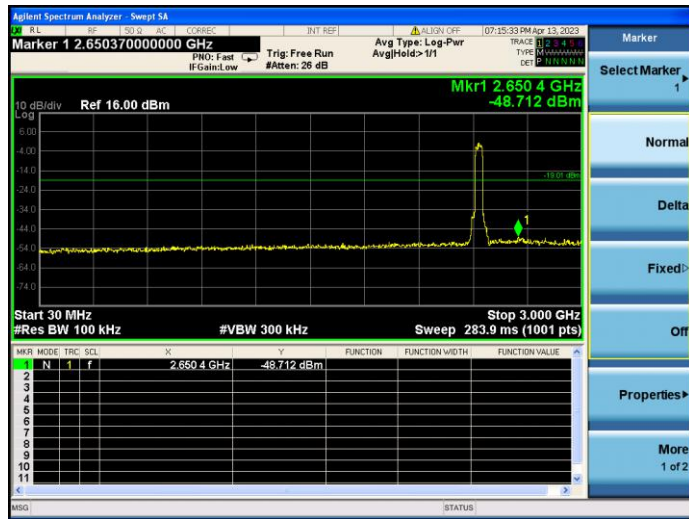
802.11ax-40 MHz(SU) CHANNEL 5, SPURIOUS
2 GHz ~ 25 GHz



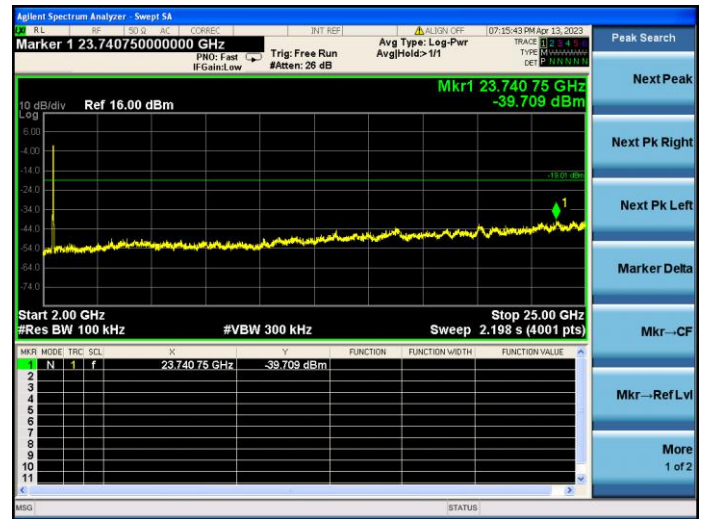
802.11ax-40 MHz(SU) CHANNEL 6 CARRIER LEVEL



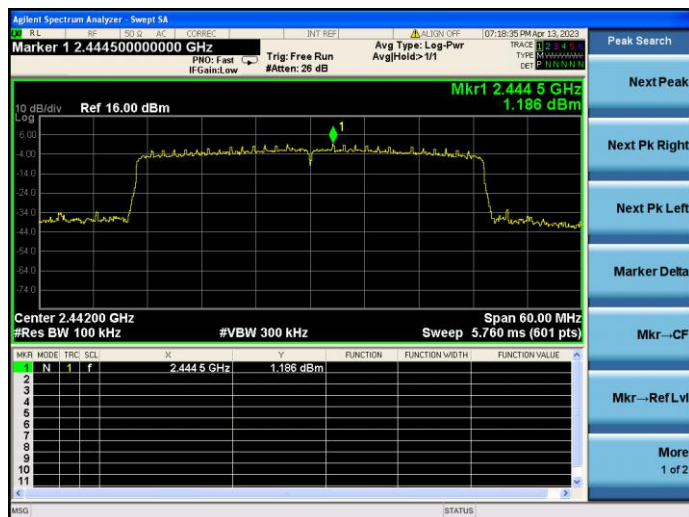
802.11ax-40 MHz(SU) CHANNEL 6, SPURIOUS
30 MHz ~ 3 GHz



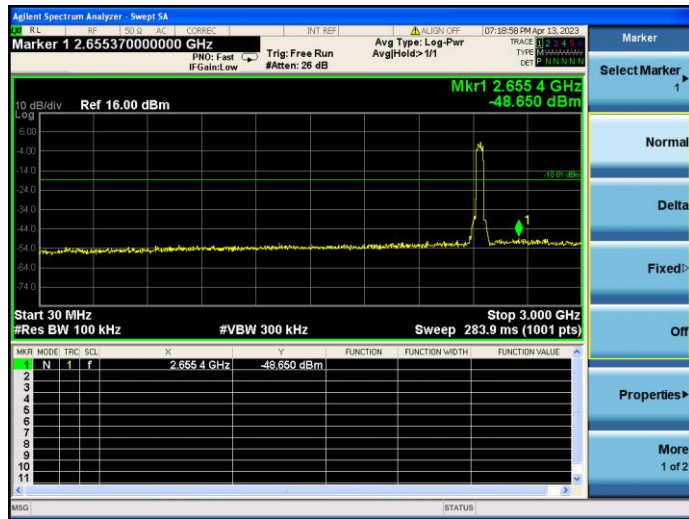
802.11ax-40 MHz(SU) CHANNEL 6, SPURIOUS
2 GHz ~ 25 GHz



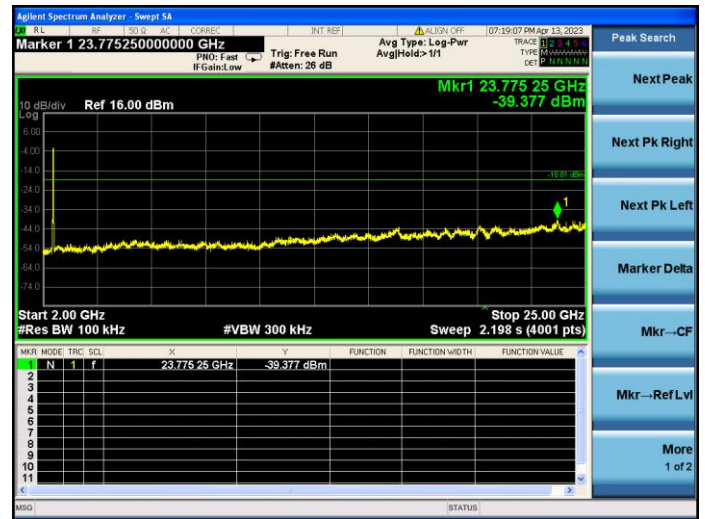
802.11ax-40 MHz(SU) CHANNEL 7 CARRIER LEVEL



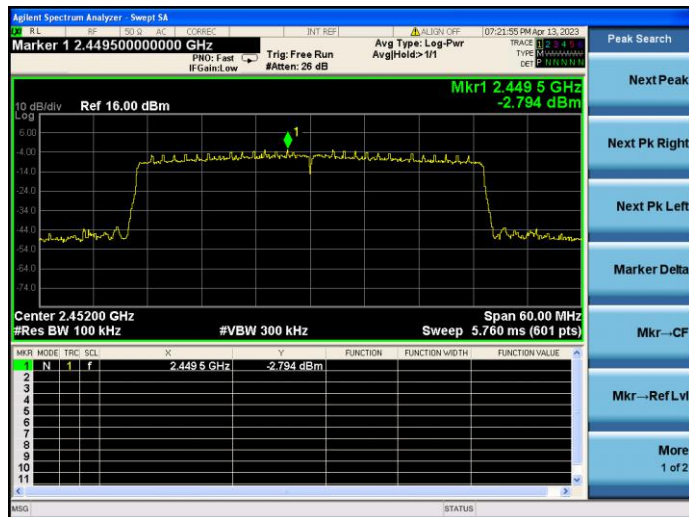
802.11ax-40 MHz(SU) CHANNEL 7, SPURIOUS
30 MHz ~ 3 GHz



802.11ax-40 MHz(SU) CHANNEL 7, SPURIOUS
2 GHz ~ 25 GHz

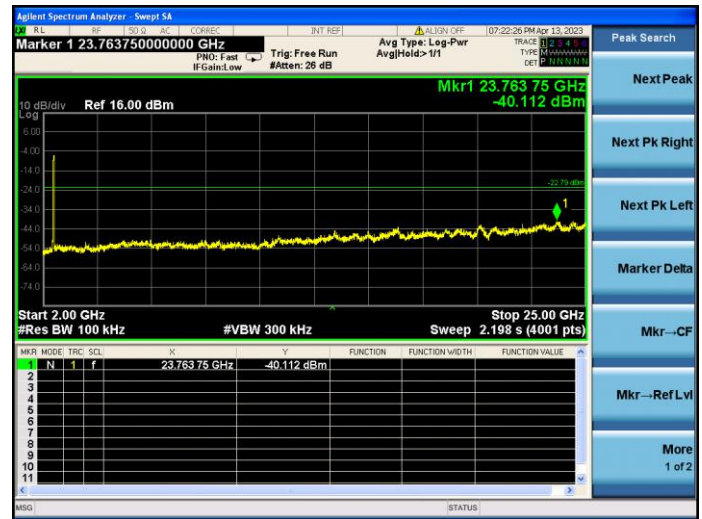
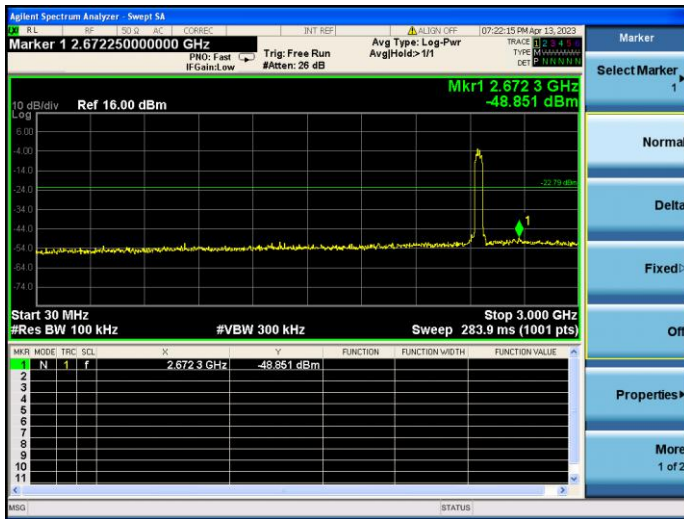


802.11ax-40 MHz(SU) CHANNEL 9 CARRIER LEVEL



802.11ax-40 MHz(SU) CHANNEL 9, SPURIOUS
30 MHz ~ 3 GHz

802.11ax-40 MHz(SU) CHANNEL 9, SPURIOUS
2 GHz ~ 25 GHz



A.4 Band Edge (Authorized-band band-edge)

Note 1: The 99% OBW of the fundamental emission is without 2 MHz of the authorized band.

Note 2: All the configurations were pre tested, only the worst configuration has been reported in this report.

Test Data

Main Antenna

802.11b Mode:

Channel	Measured Max. Band Edge Emission (dBm)	Limit (dBm)		Verdict
		Carrier Level	Calculated 20 dBc Limit	
CH1	-45.38	3.71	-16.29	Pass
CH2	-47.28	1.99	-18.01	Pass
CH3	-48.57	-0.39	-20.39	Pass
CH4	-47.71	1.99	-18.01	Pass
CH5	-47.56	3.77	-16.23	Pass
CH11	-48.63	3.93	-16.08	Pass

802.11g Mode:

Channel	Measured Max. Band Edge Emission (dBm)	Limit (dBm)		Verdict
		Carrier Level	Calculated 20 dBc Limit	
CH1	-29.43	0.51	-19.50	Pass
CH2	-33.92	2.23	-17.77	Pass
CH3	-42.12	5.31	-14.69	Pass
CH8	-46.31	6.06	-13.94	Pass
CH9	-45.54	4.86	-15.14	Pass
CH10	-46.11	2.65	-17.35	Pass
CH11	-46.00	1.58	-18.42	Pass

802.11n-20 MHz Mode:

Channel	Measured Max. Band Edge Emission (dBm)	Limit (dBm)		Verdict
		Carrier Level	Calculated 20 dBc Limit	
CH1	-28.61	0.42	-19.58	Pass
CH2	-33.37	2.28	-17.72	Pass
CH3	-39.52	4.82	-15.18	Pass
CH8	-46.00	6.04	-13.96	Pass
CH9	-44.02	4.96	-15.04	Pass
CH10	-46.04	2.57	-17.43	Pass
CH11	-45.48	1.86	-18.14	Pass

802.11n-40 MHz Mode:

Channel	Measured Max. Band Edge Emission (dBm)	Limit (dBm)		Verdict
		Carrier Level	Calculated 20 dBc Limit	
CH3	-40.94	-2.70	-22.70	Pass
CH5	-36.48	0.52	-19.48	Pass
CH7	-46.26	0.77	-19.23	Pass
CH9	-46.85	-2.27	-22.27	Pass

VHT-20 MHz Mode:

Channel	Measured Max. Band Edge Emission (dBm)	Limit (dBm)		Verdict
		Carrier Level	Calculated 20 dBc Limit	
CH1	-27.96	0.17	-19.83	Pass
CH2	-33.57	2.28	-17.72	Pass
CH3	-41.59	5.23	-14.77	Pass
CH8	-45.12	6.02	-13.98	Pass
CH9	-45.59	4.91	-15.09	Pass
CH10	-45.57	2.75	-17.25	Pass
CH11	-45.64	1.78	-18.22	Pass

VHT-40 MHz Mode:

Channel	Measured Max. Band Edge Emission (dBm)	Limit (dBm)		Verdict
		Carrier Level	Calculated 20 dBc Limit	
CH3	-41.29	-2.74	-22.74	Pass
CH5	-36.98	0.74	-19.26	Pass
CH7	-45.99	0.72	-19.28	Pass
CH9	-45.93	-2.38	-22.38	Pass

802.11ax-20 MHz(SU) Mode:

Channel	Measured Max. Band Edge Emission (dBm)	Limit (dBm)		Verdict
		Carrier Level	Calculated 20 dBc Limit	
CH1	-25.87	0.14	-19.86	Pass
CH2	-28.47	1.66	-18.34	Pass
CH3	-41.64	4.64	-15.36	Pass
CH8	-47.00	5.45	-14.55	Pass
CH9	-46.25	4.27	-15.73	Pass
CH10	-47.38	2.03	-17.97	Pass
CH11	-46.54	1.30	-18.70	Pass

802.11ax-40 MHz(SU) Mode:

Channel	Measured Max. Band Edge Emission (dBm)	Limit (dBm)		Verdict
		Carrier Level	Calculated 20 dBc Limit	
CH3	-44.20	-3.17	-23.17	Pass
CH5	-39.48	0.22	-19.78	Pass
CH7	-47.18	0.18	-19.82	Pass
CH9	-45.89	-2.81	-22.81	Pass

Aux. Antenna

802.11b Mode:

Channel	Measured Max. Band Edge Emission (dBm)	Limit (dBm)		Verdict
		Carrier Level	Calculated 20 dBc Limit	
CH1	-45.23	4.55	-15.45	Pass
CH2	-47.45	2.73	-17.28	Pass
CH3	-48.47	0.50	-19.50	Pass
CH4	-48.46	3.09	-16.91	Pass
CH5	-48.63	4.71	-15.29	Pass
CH11	-47.97	4.53	-15.47	Pass

802.11g Mode:

Channel	Measured Max. Band Edge Emission (dBm)	Limit (dBm)		Verdict
		Carrier Level	Calculated 20 dBc Limit	
CH1	-29.37	1.40	-18.60	Pass
CH2	-33.05	3.08	-16.92	Pass
CH3	-40.69	5.69	-14.31	Pass
CH8	-45.11	6.38	-13.62	Pass
CH9	-42.45	4.64	-15.36	Pass
CH10	-43.29	3.44	-16.56	Pass
CH11	-42.65	2.27	-17.74	Pass

802.11n-20 MHz Mode:

Channel	Measured Max. Band Edge Emission (dBm)	Limit (dBm)		Verdict
		Carrier Level	Calculated 20 dBc Limit	
CH1	-27.68	1.60	-18.40	Pass
CH2	-34.14	2.97	-17.03	Pass
CH3	-39.24	5.82	-14.18	Pass
CH8	-45.24	6.15	-13.85	Pass
CH9	-44.56	5.25	-14.75	Pass
CH10	-44.47	3.40	-16.60	Pass
CH11	-42.95	2.16	-17.84	Pass

802.11n-40 MHz Mode:

Channel	Measured Max. Band Edge Emission (dBm)	Limit (dBm)		Verdict
		Carrier Level	Calculated 20 dBc Limit	
CH3	-41.64	-1.55	-21.55	Pass
CH5	-33.39	1.36	-18.64	Pass
CH7	-45.15	1.22	-18.78	Pass
CH9	-42.19	-1.68	-21.68	Pass

VHT-20 MHz Mode:

Channel	Measured Max. Band Edge Emission (dBm)	Limit (dBm)		Verdict
		Carrier Level	Calculated 20 dBc Limit	
CH1	-28.56	1.50	-18.50	Pass
CH2	-33.70	3.03	-16.98	Pass
CH3	-38.56	5.71	-14.29	Pass
CH8	-45.21	6.33	-13.67	Pass
CH9	-44.15	5.22	-14.78	Pass
CH10	-45.69	3.28	-16.72	Pass
CH11	-42.87	2.11	-17.89	Pass

VHT-40 MHz Mode:

Channel	Measured Max. Band Edge Emission (dBm)	Limit (dBm)		Verdict
		Carrier Level	Calculated 20 dBc Limit	
CH3	-40.53	-1.73	-21.73	Pass
CH5	-36.64	1.34	-18.67	Pass
CH7	-45.26	1.08	-18.92	Pass
CH9	-43.56	-1.84	-21.84	Pass

802.11ax-20 MHz(SU) Mode:

Channel	Measured Max. Band Edge Emission (dBm)	Limit (dBm)		Verdict
		Carrier Level	Calculated 20 dBc Limit	
CH1	-26.35	1.00	-19.00	Pass
CH2	-28.05	2.56	-17.44	Pass
CH3	-35.75	5.21	-14.79	Pass
CH8	-44.93	5.74	-14.26	Pass
CH9	-44.89	4.64	-15.36	Pass
CH10	-46.30	2.86	-17.14	Pass
CH11	-45.38	1.64	-18.36	Pass

802.11ax-40 MHz(SU) Mode:

Channel	Measured Max. Band Edge Emission (dBm)	Limit (dBm)		Verdict
		Carrier Level	Calculated 20 dBc Limit	
CH3	-44.36	-1.96	-21.96	Pass
CH5	-38.04	0.85	-19.15	Pass
CH7	-45.52	0.67	-19.34	Pass
CH9	-46.85	-1.68	-21.68	Pass

MIMO-Main Antenna

802.11b Mode:

Channel	Measured Max. Band Edge Emission (dBm)	Limit (dBm)		Verdict
		Carrier Level	Calculated 20 dBc Limit	
CH1	-44.79	3.83	-16.18	Pass
CH2	-47.96	1.77	-18.23	Pass
CH3	-47.93	0.01	-19.99	Pass
CH4	-48.35	1.94	-18.06	Pass
CH5	-47.64	4.04	-15.96	Pass
CH11	-48.30	4.11	-15.89	Pass

802.11g Mode:

Channel	Measured Max. Band Edge Emission (dBm)	Limit (dBm)		Verdict
		Carrier Level	Calculated 20 dBc Limit	
CH1	-28.85	0.54	-19.46	Pass
CH2	-33.01	2.30	-17.70	Pass
CH3	-41.34	5.21	-14.79	Pass
CH8	-45.68	6.19	-13.81	Pass
CH9	-44.27	5.06	-14.94	Pass
CH10	-46.74	2.84	-17.16	Pass
CH11	-45.51	1.94	-18.06	Pass

802.11n-20 MHz Mode:

Channel	Measured Max. Band Edge Emission (dBm)	Limit (dBm)		Verdict
		Carrier Level	Calculated 20 dBc Limit	
CH1	-28.26	0.68	-19.32	Pass
CH2	-32.54	2.42	-17.58	Pass
CH3	-39.45	5.12	-14.88	Pass
CH8	-45.68	6.15	-13.85	Pass
CH9	-44.49	5.06	-14.94	Pass
CH10	-45.72	2.79	-17.21	Pass
CH11	-45.30	1.92	-18.08	Pass

802.11n-40 MHz Mode:

Channel	Measured Max. Band Edge Emission (dBm)	Limit (dBm)		Verdict
		Carrier Level	Calculated 20 dBc Limit	
CH3	-44.13	-2.16	-22.16	Pass
CH5	-35.22	0.95	-19.05	Pass
CH7	-45.29	0.87	-19.13	Pass
CH9	-46.60	-3.05	-23.05	Pass

VHT-20 MHz Mode:

Channel	Measured Max. Band Edge Emission (dBm)	Limit (dBm)		Verdict
		Carrier Level	Calculated 20 dBc Limit	
CH1	-27.75	0.81	-19.19	Pass
CH2	-32.95	2.41	-17.59	Pass
CH3	-39.43	5.32	-14.68	Pass
CH8	-45.51	5.84	-14.16	Pass
CH9	-44.63	4.94	-15.06	Pass
CH10	-47.36	2.76	-17.24	Pass
CH11	-44.86	1.94	-18.06	Pass

VHT-40 MHz Mode:

Channel	Measured Max. Band Edge Emission (dBm)	Limit (dBm)		Verdict
		Carrier Level	Calculated 20 dBc Limit	
CH3	-41.02	-2.21	-22.21	Pass
CH5	-37.94	0.83	-19.17	Pass
CH7	-46.13	0.72	-19.28	Pass
CH9	-46.04	-2.78	-22.78	Pass

802.11ax-20 MHz(SU) Mode:

Channel	Measured Max. Band Edge Emission (dBm)	Limit (dBm)		Verdict
		Carrier Level	Calculated 20 dBc Limit	
CH1	-27.99	0.33	-19.67	Pass
CH2	-24.96	1.76	-18.24	Pass
CH3	-35.23	4.94	-15.06	Pass
CH8	-46.86	5.71	-14.29	Pass
CH9	-46.37	4.55	-15.45	Pass
CH10	-46.50	2.30	-17.70	Pass
CH11	-46.85	1.44	-18.56	Pass

802.11ax-40 MHz(SU) Mode:

Channel	Measured Max. Band Edge Emission (dBm)	Limit (dBm)		Verdict
		Carrier Level	Calculated 20 dBc Limit	
CH3	-43.62	-2.62	-22.62	Pass
CH5	-40.05	0.55	-19.45	Pass
CH7	-45.79	0.38	-19.62	Pass
CH9	-44.68	-3.15	-23.15	Pass

MIMO-Aux. Antenna

802.11b Mode:

Channel	Measured Max. Band Edge Emission (dBm)	Limit (dBm)		Verdict
		Carrier Level	Calculated 20 dBc Limit	
CH1	-45.31	4.58	-15.42	Pass
CH2	-46.84	2.68	-17.32	Pass
CH3	-48.73	1.09	-18.91	Pass
CH4	-48.17	3.03	-16.97	Pass
CH5	-48.30	5.31	-14.69	Pass
CH11	-48.35	4.84	-15.16	Pass

802.11g Mode:

Channel	Measured Max. Band Edge Emission (dBm)	Limit (dBm)		Verdict
		Carrier Level	Calculated 20 dBc Limit	
CH1	-29.98	1.38	-18.62	Pass
CH2	-34.48	3.01	-16.99	Pass
CH3	-41.09	5.79	-14.21	Pass
CH8	-44.89	6.26	-13.74	Pass
CH9	-42.75	5.06	-14.94	Pass
CH10	-45.25	3.28	-16.72	Pass
CH11	-46.08	2.05	-17.95	Pass

802.11n-20 MHz Mode:

Channel	Measured Max. Band Edge Emission (dBm)	Limit (dBm)		Verdict
		Carrier Level	Calculated 20 dBc Limit	
CH1	-28.00	1.42	-18.58	Pass
CH2	-33.66	2.74	-17.26	Pass
CH3	-37.10	5.79	-14.21	Pass
CH8	-44.76	6.29	-13.71	Pass
CH9	-44.46	5.09	-14.91	Pass
CH10	-43.96	3.29	-16.71	Pass
CH11	-43.11	1.82	-18.19	Pass

802.11n-40 MHz Mode:

Channel	Measured Max. Band Edge Emission (dBm)	Limit (dBm)		Verdict
		Carrier Level	Calculated 20 dBc Limit	
CH3	-40.57	-1.67	-21.67	Pass
CH5	-32.10	1.72	-18.29	Pass
CH7	-44.21	1.42	-18.58	Pass
CH9	-42.73	-2.35	-22.35	Pass

VHT-20 MHz Mode:

Channel	Measured Max. Band Edge Emission (dBm)	Limit (dBm)		Verdict
		Carrier Level	Calculated 20 dBc Limit	
CH1	-28.03	1.43	-18.57	Pass
CH2	-33.26	3.04	-16.96	Pass
CH3	-36.99	5.77	-14.23	Pass
CH8	-45.54	6.02	-13.98	Pass
CH9	-43.72	5.22	-14.78	Pass
CH10	-44.05	3.28	-16.72	Pass
CH11	-43.67	2.03	-17.97	Pass

VHT-40 MHz Mode:

Channel	Measured Max. Band Edge Emission (dBm)	Limit (dBm)		Verdict
		Carrier Level	Calculated 20 dBc Limit	
CH3	-40.31	-1.60	-21.60	Pass
CH5	-35.37	1.68	-18.33	Pass
CH7	-43.75	1.53	-18.48	Pass
CH9	-42.61	-2.51	-22.51	Pass

802.11ax-20 MHz(SU) Mode:

Channel	Measured Max. Band Edge Emission (dBm)	Limit (dBm)		Verdict
		Carrier Level	Calculated 20 dBc Limit	
CH1	-26.70	1.10	-18.90	Pass
CH2	-27.83	2.82	-17.18	Pass
CH3	-35.85	5.67	-14.33	Pass
CH8	-44.20	6.17	-13.83	Pass
CH9	-43.88	4.89	-15.11	Pass
CH10	-45.98	3.09	-16.91	Pass
CH11	-45.59	1.94	-18.06	Pass

802.11ax-40 MHz(SU) Mode:

Channel	Measured Max. Band Edge Emission (dBm)	Limit (dBm)		Verdict
		Carrier Level	Calculated 20 dBc Limit	
CH3	-43.62	-1.85	-21.85	Pass
CH5	-35.47	1.27	-18.73	Pass
CH7	-44.35	1.19	-18.81	Pass
CH9	-46.32	-2.79	-22.79	Pass

Test Plots

Main Antenna

802.11b CHANNEL 1, CARRIER LEVEL



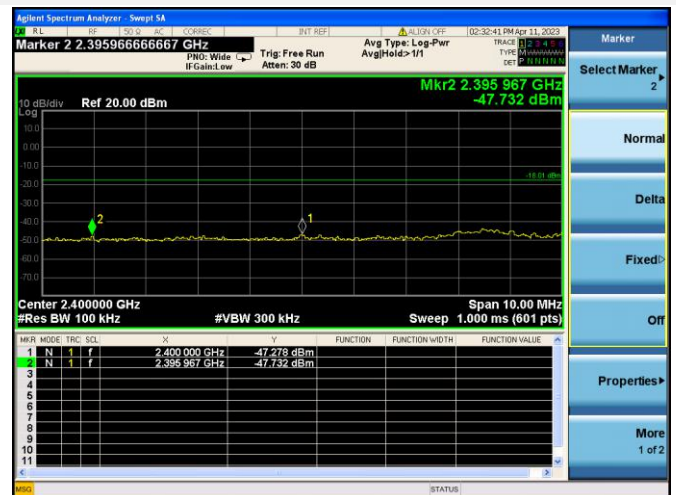
802.11b CHANNEL 1, BAND EDGE



802.11b CHANNEL 2, CARRIER LEVEL



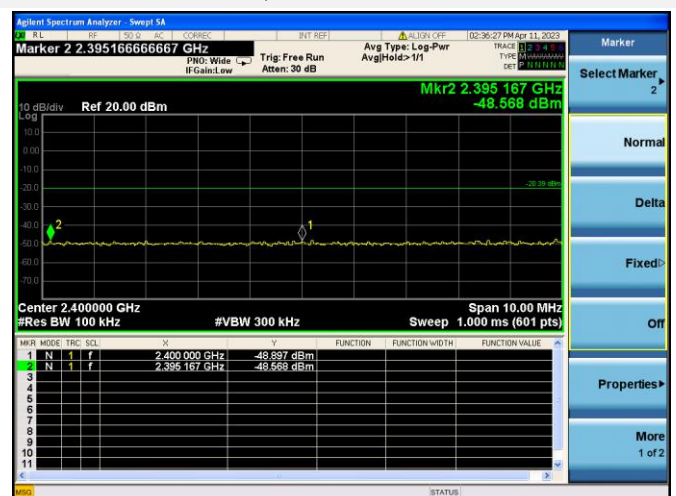
802.11b CHANNEL 2, BAND EDGE



802.11b CHANNEL 3, CARRIER LEVEL



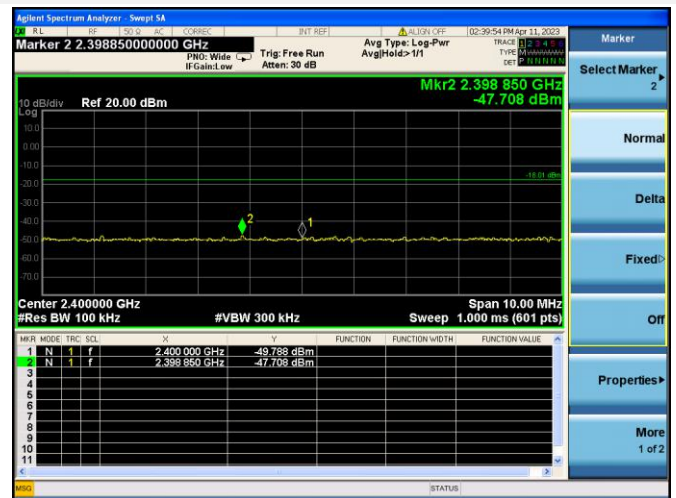
802.11b CHANNEL 3, BAND EDGE



802.11b CHANNEL 4, CARRIER LEVEL



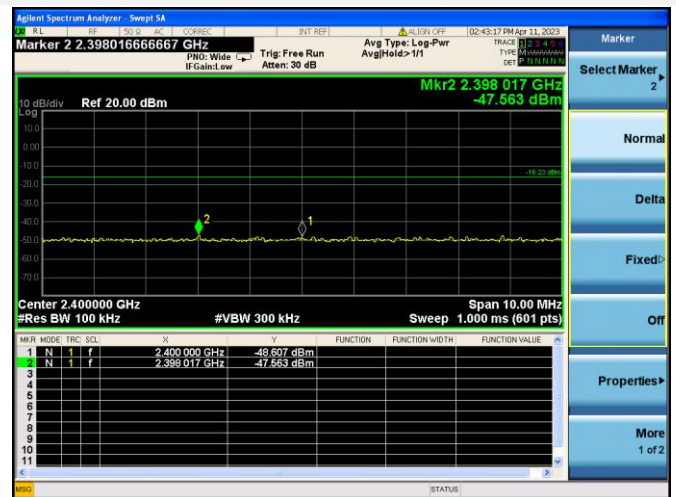
802.11b CHANNEL 4, BAND EDGE



802.11b CHANNEL 5, CARRIER LEVEL



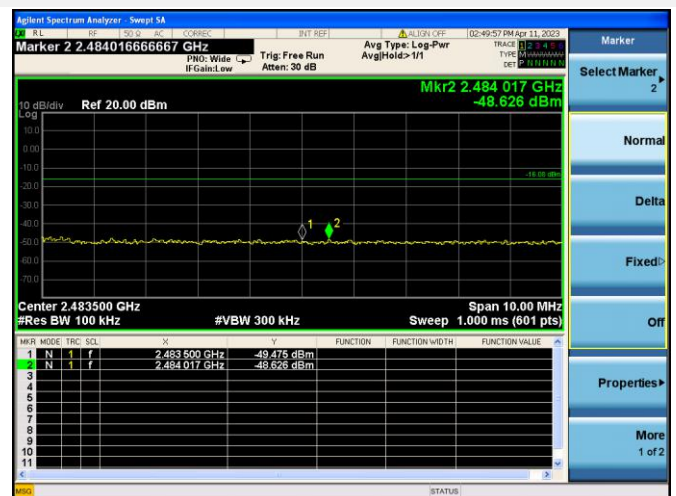
802.11b CHANNEL 5, BAND EDGE



802.11b CHANNEL 11, CARRIER LEVEL



802.11b CHANNEL 11, BAND EDGE



802.11g CHANNEL 1, CARRIER LEVEL



802.11g CHANNEL 1, BAND EDGE



802.11g CHANNEL 2, CARRIER LEVEL



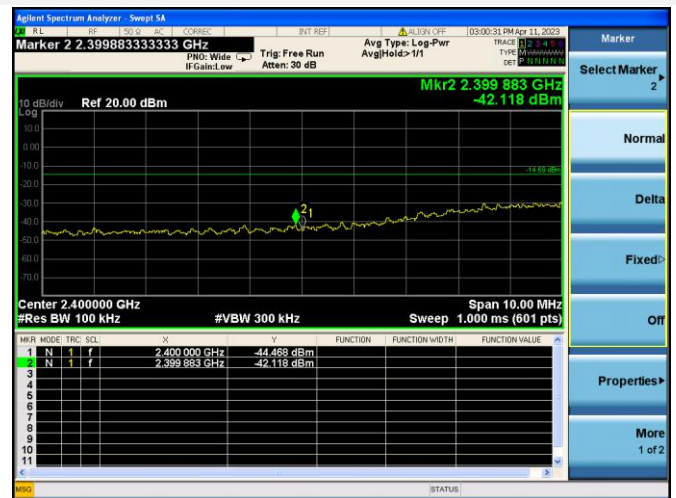
802.11g CHANNEL 2, BAND EDGE



802.11g CHANNEL 3, CARRIER LEVEL



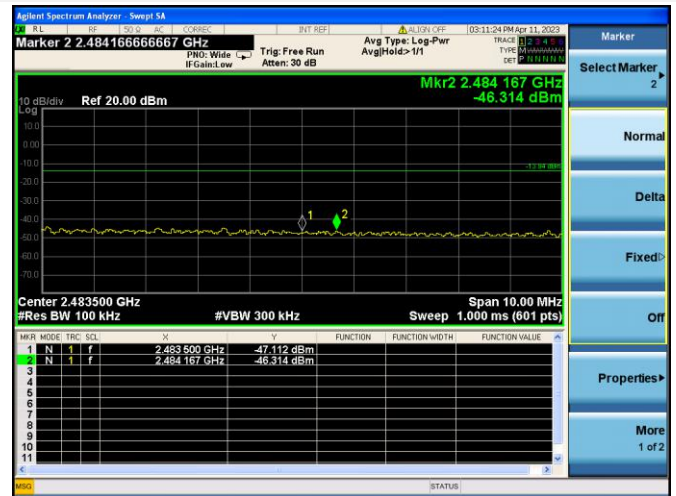
802.11g CHANNEL 3, BAND EDGE



802.11g CHANNEL 8, CARRIER LEVEL



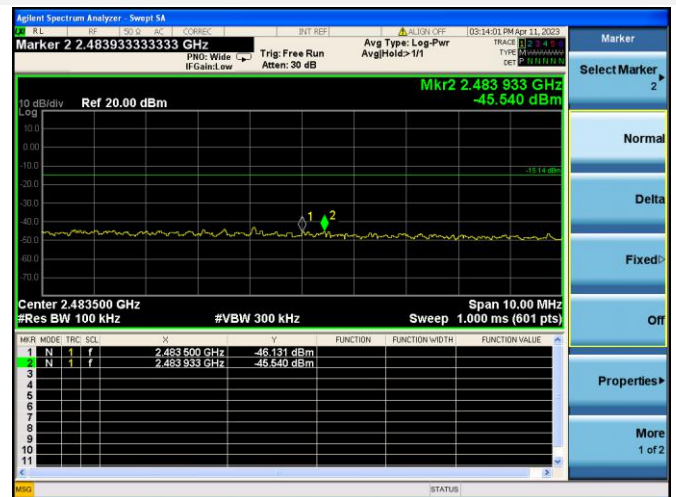
802.11g CHANNEL 8, BAND EDGE



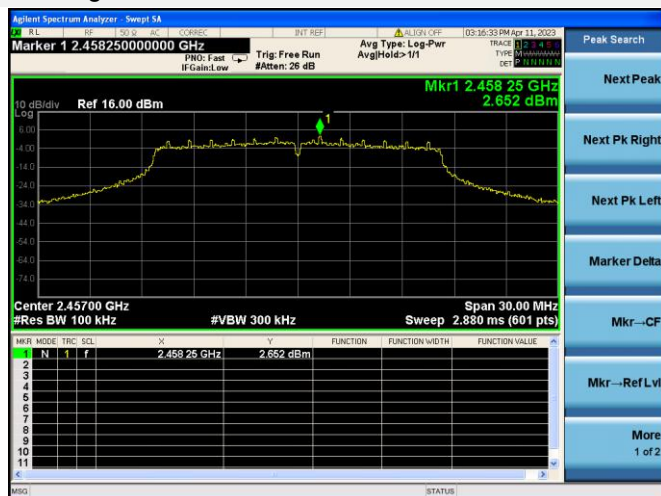
802.11g CHANNEL 9, CARRIER LEVEL



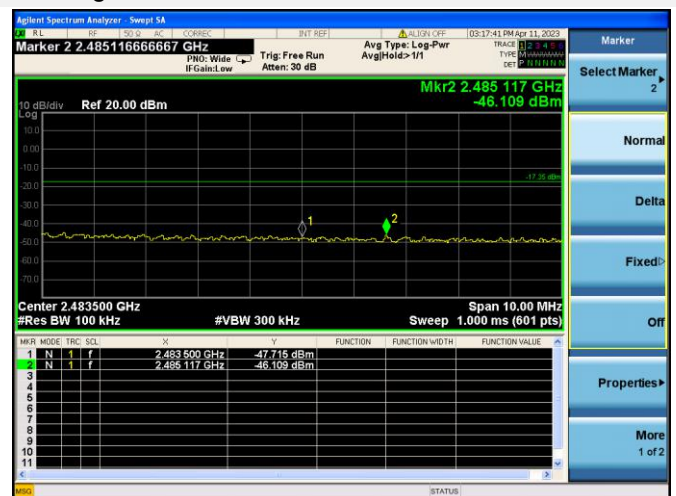
802.11g CHANNEL 9, BAND EDGE



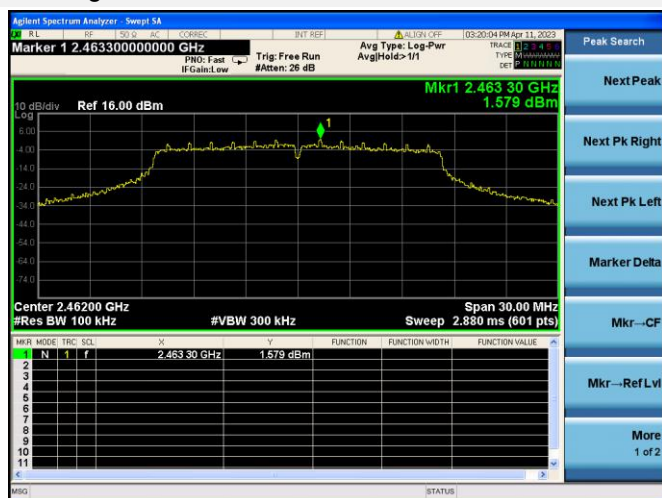
802.11g CHANNEL 10, CARRIER LEVEL



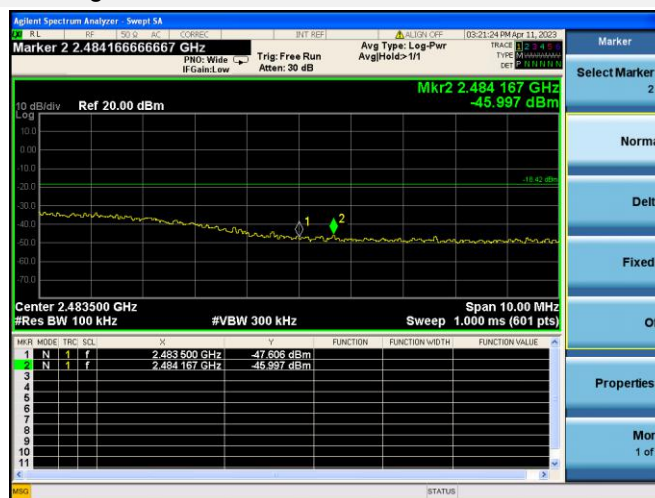
802.11g CHANNEL 10, BAND EDGE



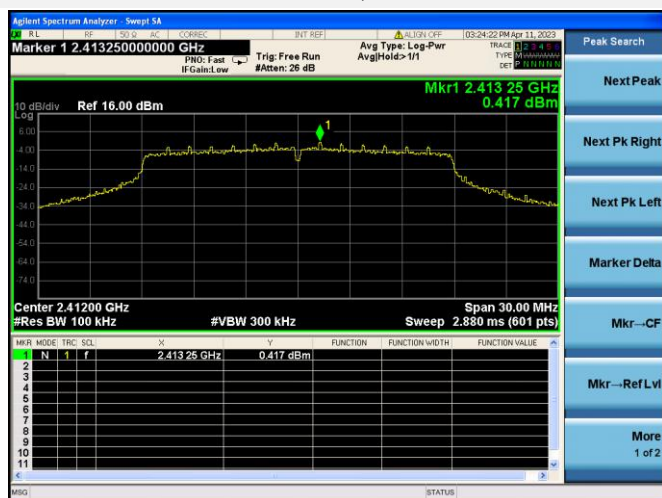
802.11g CHANNEL 11, CARRIER LEVEL



802.11g CHANNEL 11, BAND EDGE



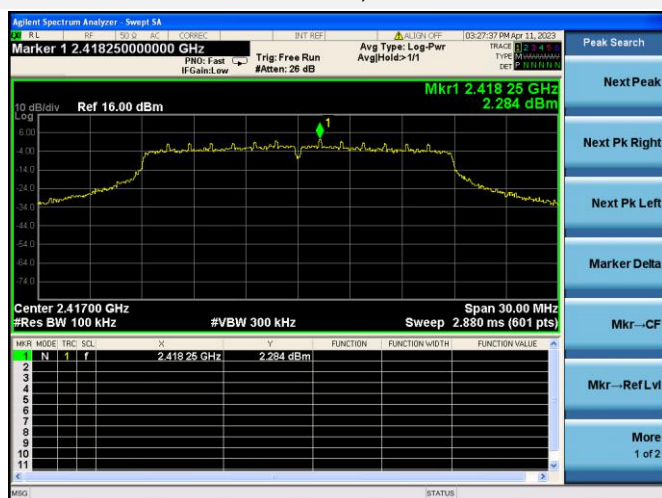
802.11n-20 MHz CHANNEL 1, CARRIER LEVEL



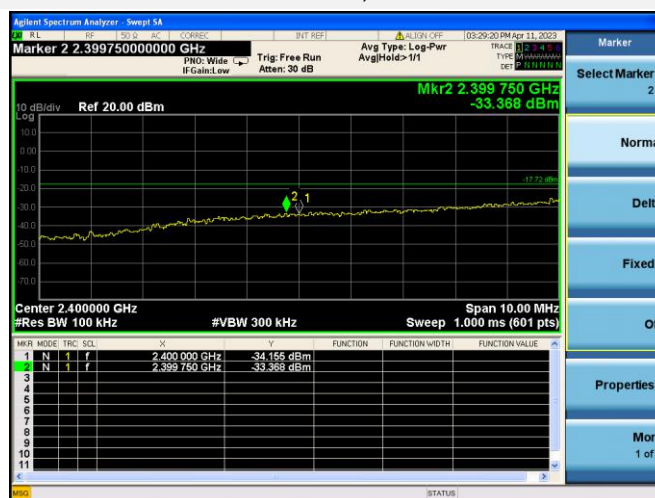
802.11n-20 MHz CHANNEL 1, BAND EDGE



802.11n-20 MHz CHANNEL 2, CARRIER LEVEL



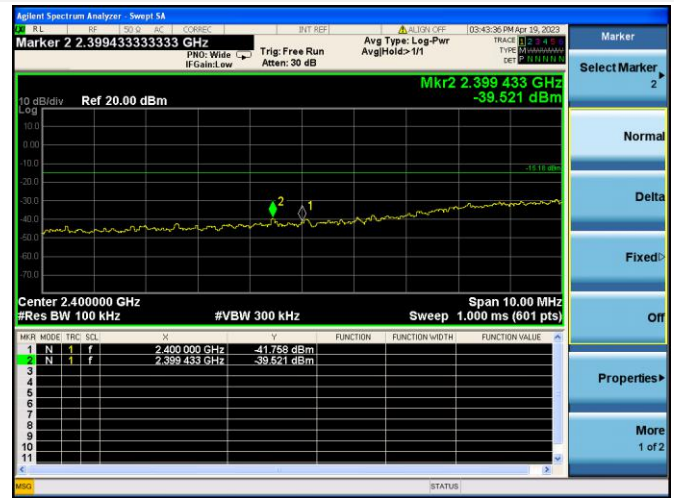
802.11n-20 MHz CHANNEL 2, BAND EDGE



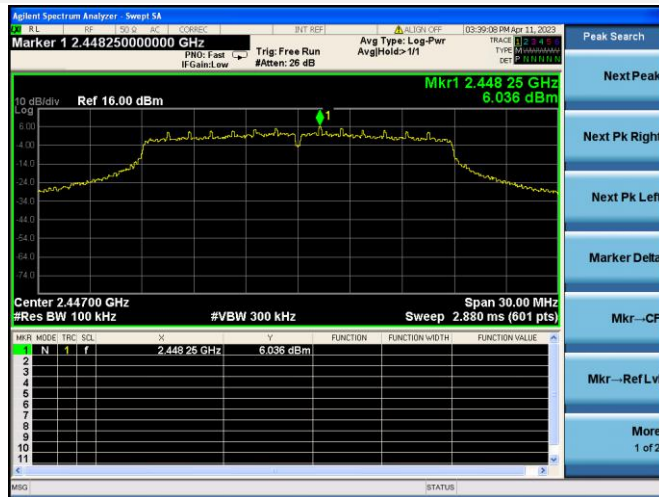
802.11n-20 MHz CHANNEL 3, CARRIER LEVEL



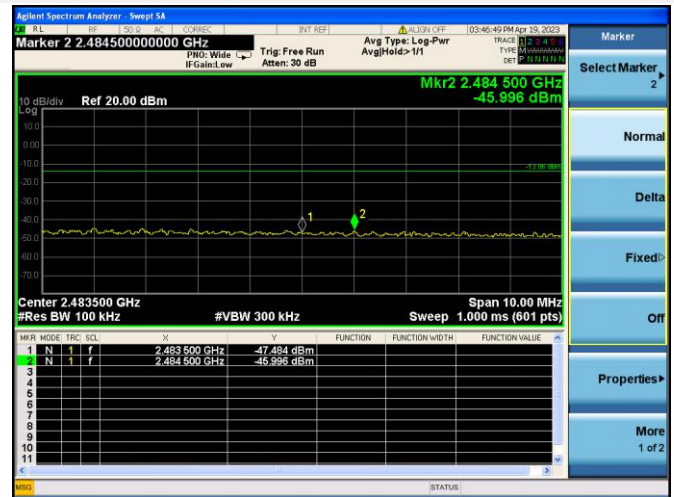
802.11n-20 MHz CHANNEL 3, BAND EDGE



802.11n-20 MHz CHANNEL 8, CARRIER LEVEL



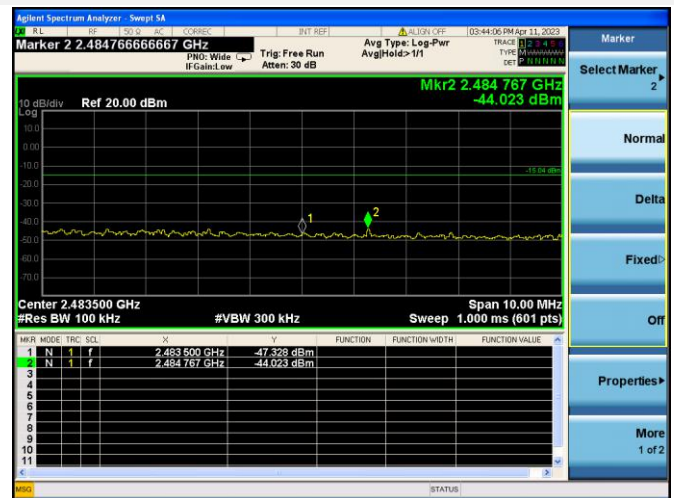
802.11n-20 MHz CHANNEL 8, BAND EDGE



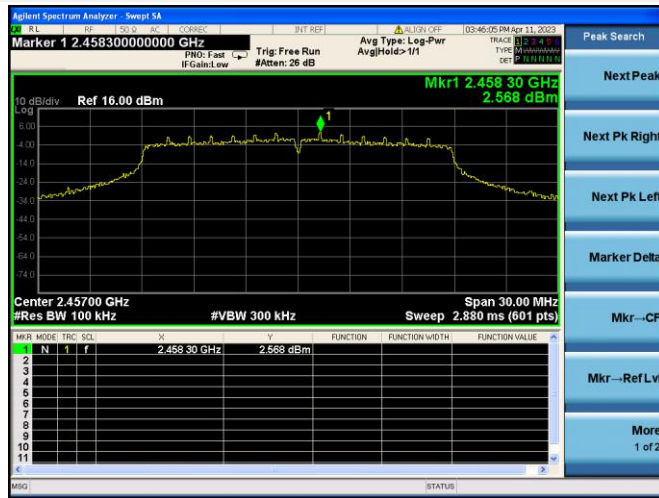
802.11n-20 MHz CHANNEL 9, CARRIER LEVEL



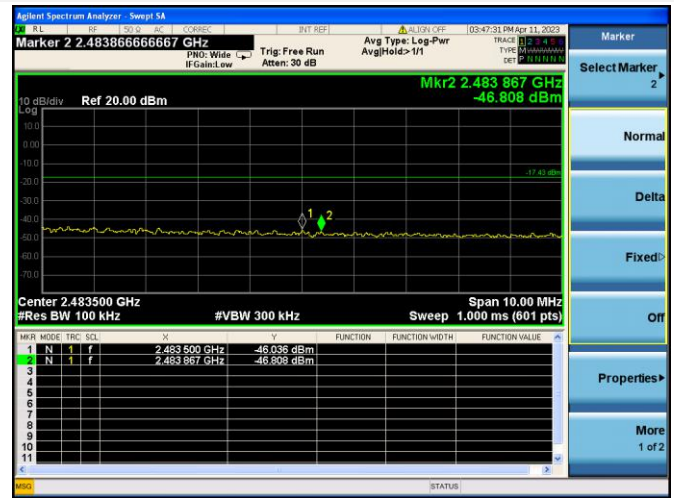
802.11n-20 MHz CHANNEL 9, BAND EDGE



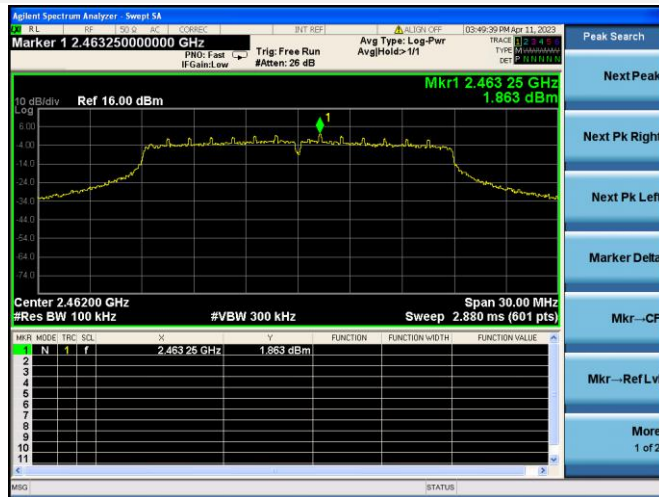
802.11n-20 MHz CHANNEL 10, CARRIER LEVEL



802.11n-20 MHz CHANNEL 10, BAND EDGE



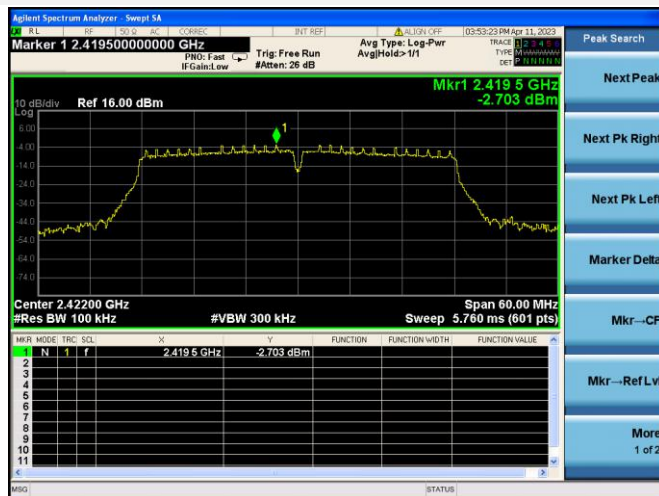
802.11n-20 MHz CHANNEL 11, CARRIER LEVEL



802.11n-20 MHz CHANNEL 11, BAND EDGE



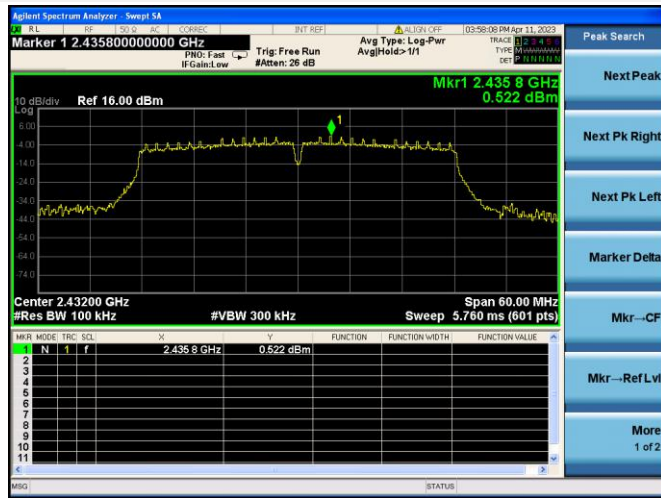
802.11n-40 MHz CHANNEL 3, CARRIER LEVEL



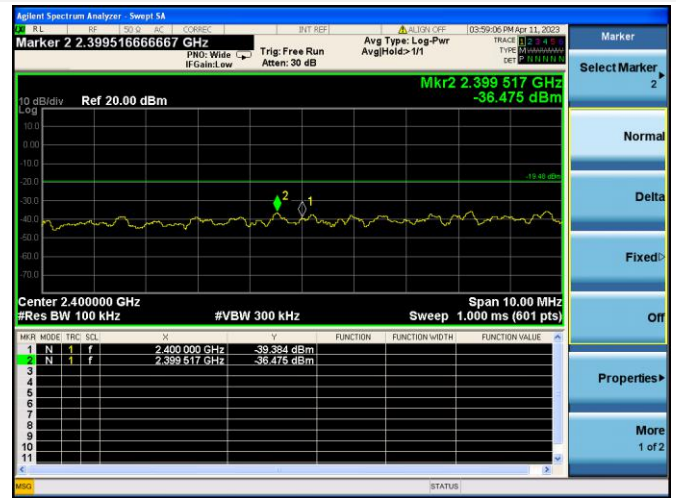
802.11n-40 MHz CHANNEL 3, BAND EDGE



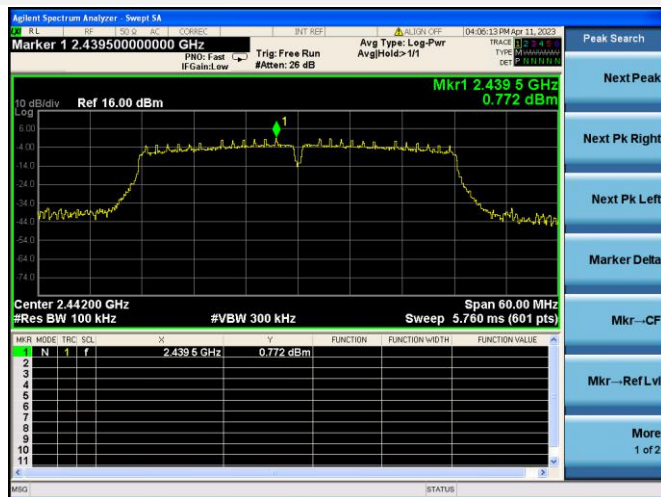
802.11n-40 MHz CHANNEL 5, CARRIER LEVEL



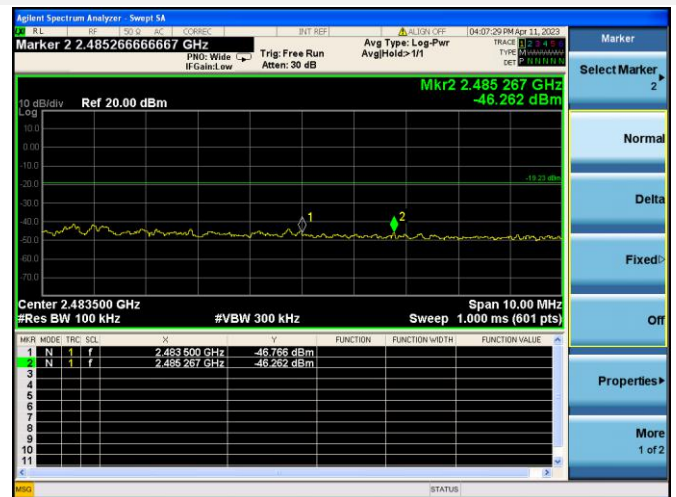
802.11n-40 MHz CHANNEL 5, BAND EDGE



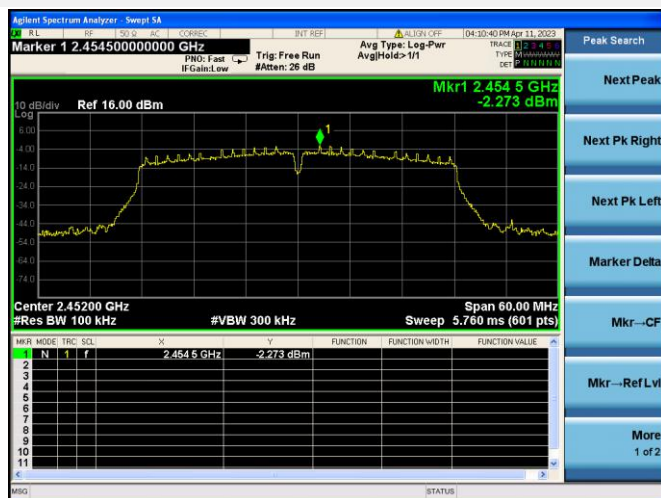
802.11n-40 MHz CHANNEL 7, CARRIER LEVEL



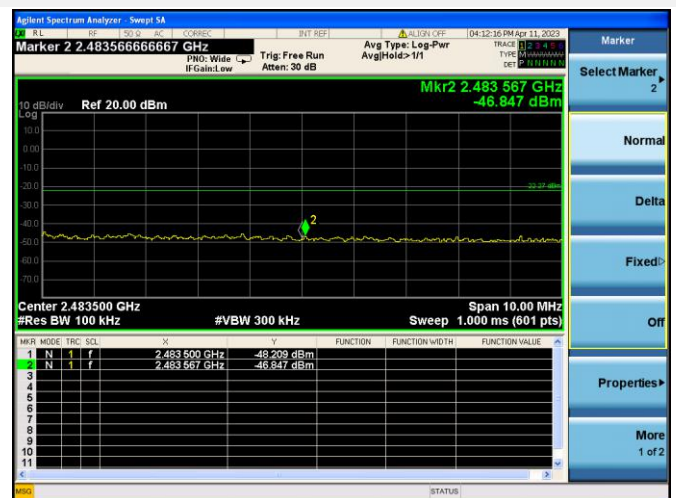
802.11n-40 MHz CHANNEL 7, BAND EDGE



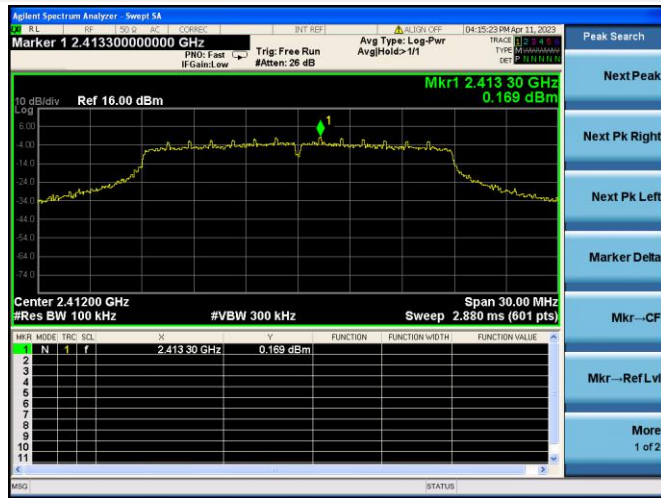
802.11n-40 MHz CHANNEL 9, CARRIER LEVEL



802.11n-40 MHz CHANNEL 9, BAND EDGE



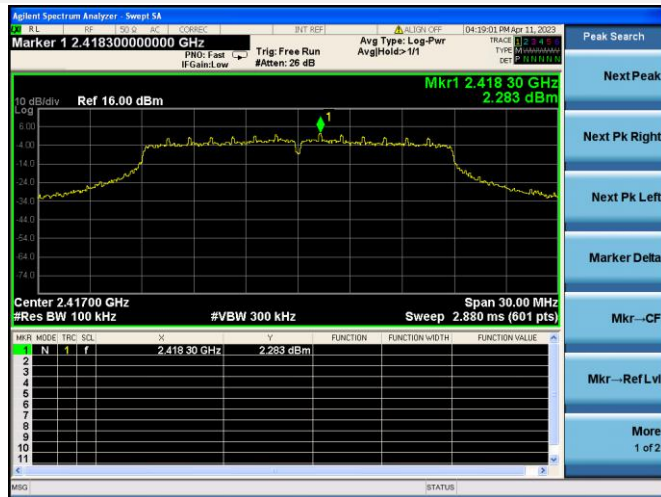
VHT-20 MHz CHANNEL 1, CARRIER LEVEL



VHT-20 MHz CHANNEL 1, BAND EDGE



VHT-20 MHz CHANNEL 2, CARRIER LEVEL



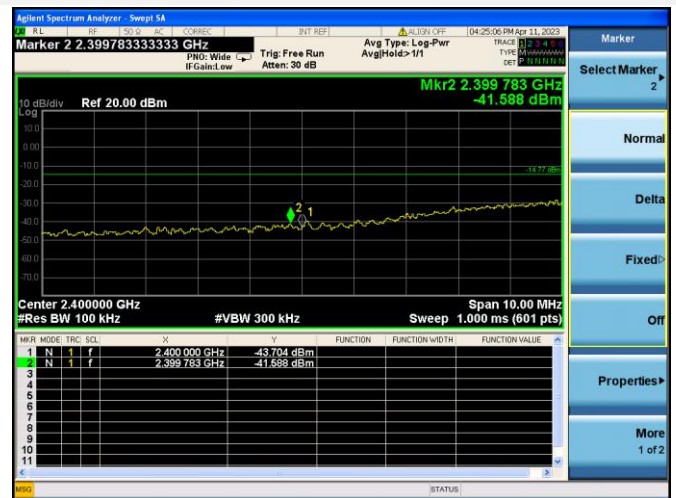
VHT-20 MHz CHANNEL 2, BAND EDGE



VHT-20 MHz CHANNEL 3, CARRIER LEVEL



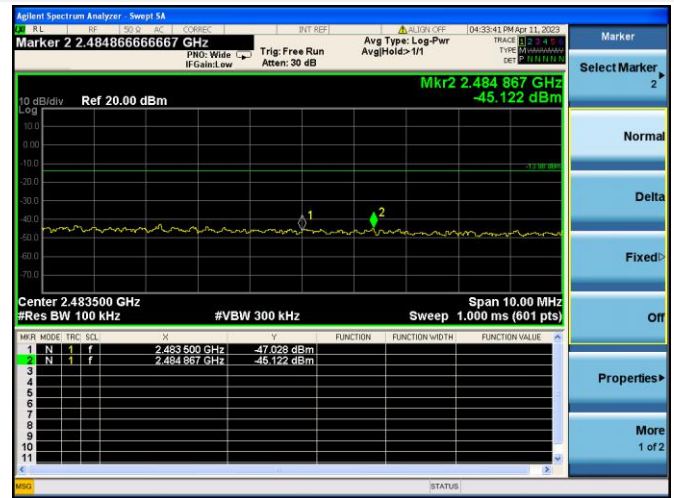
VHT-20 MHz CHANNEL 3, BAND EDGE



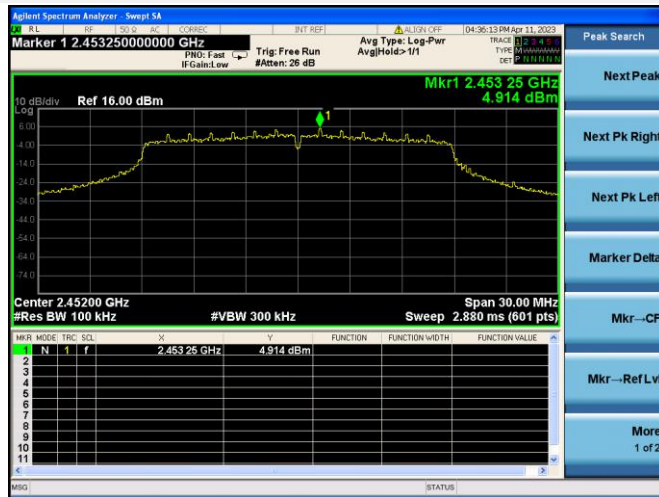
VHT-20 MHz CHANNEL 8, CARRIER LEVEL



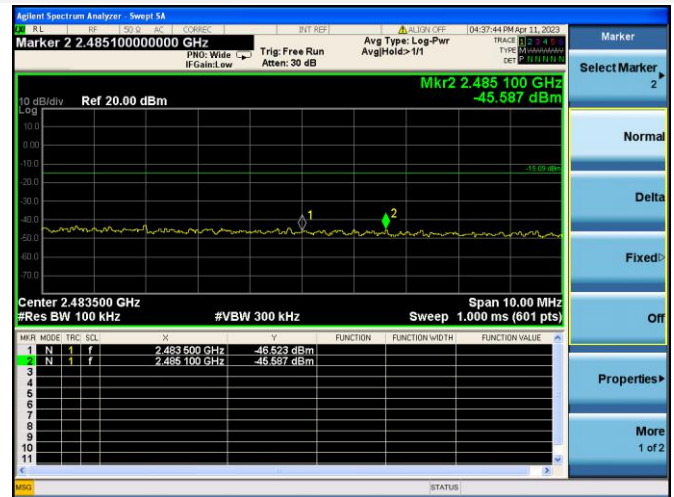
VHT-20 MHz CHANNEL 8, BAND EDGE



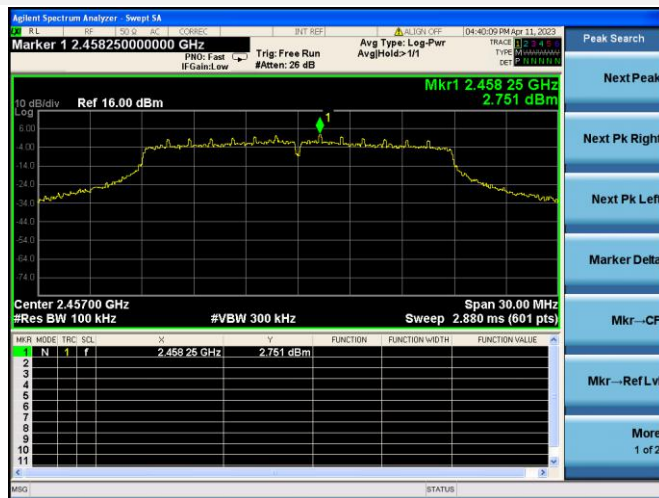
VHT-20 MHz CHANNEL 9, CARRIER LEVEL



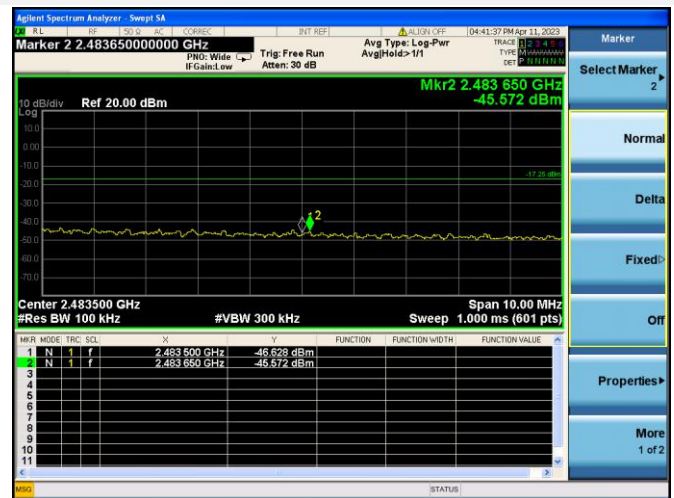
VHT-20 MHz CHANNEL 9, BAND EDGE



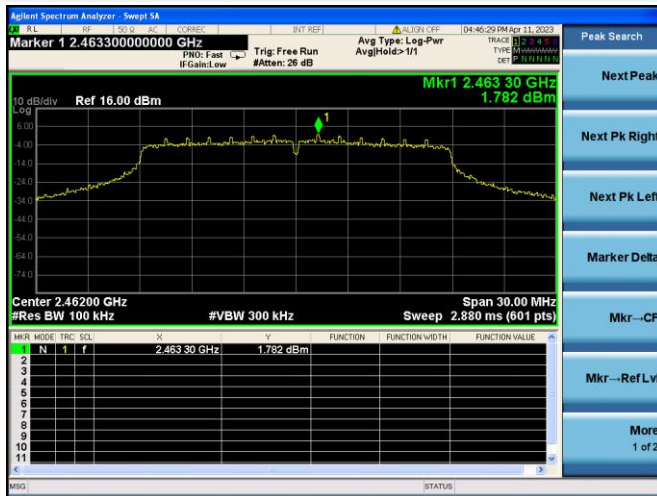
VHT-20 MHz CHANNEL 10, CARRIER LEVEL



VHT-20 MHz CHANNEL 10, BAND EDGE



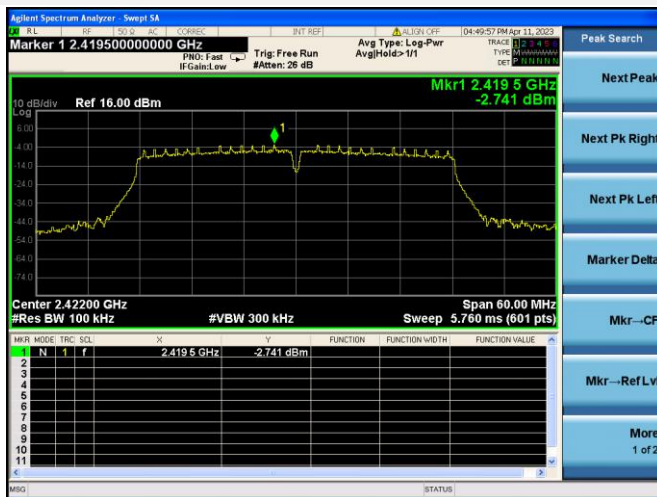
VHT-20 MHz CHANNEL 11, CARRIER LEVEL



VHT-20 MHz CHANNEL 11, BAND EDGE



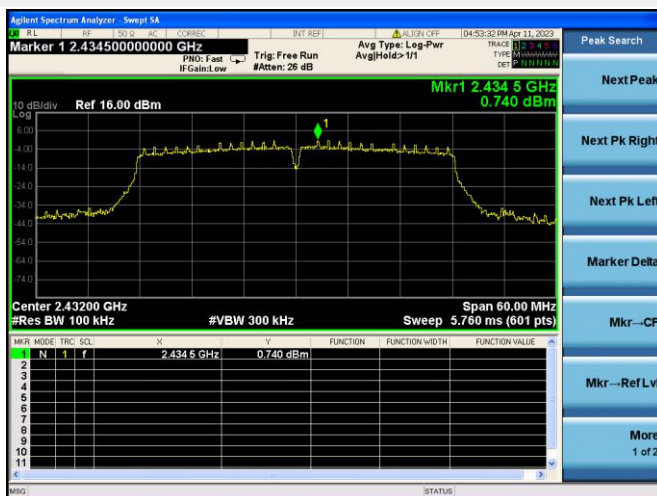
VHT-40 MHz CHANNEL 3, CARRIER LEVEL



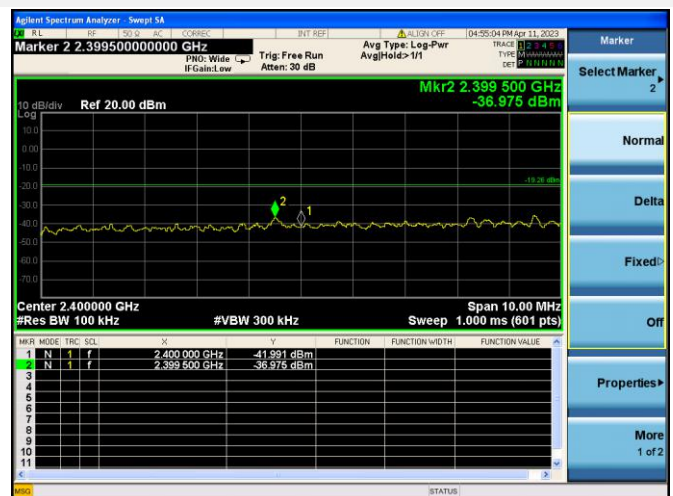
VHT-40 MHz CHANNEL 3, BAND EDGE



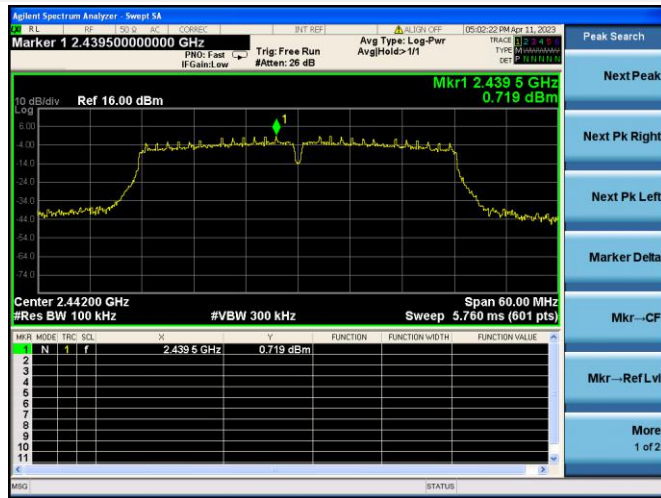
VHT-40 MHz CHANNEL 5, CARRIER LEVEL



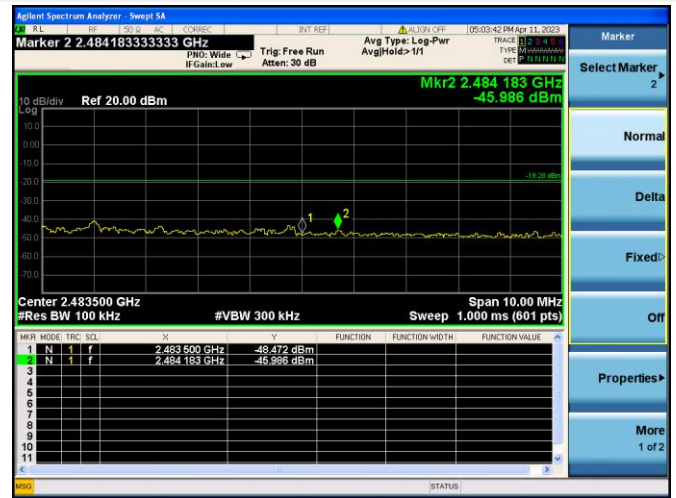
VHT-40 MHz CHANNEL 5, BAND EDGE



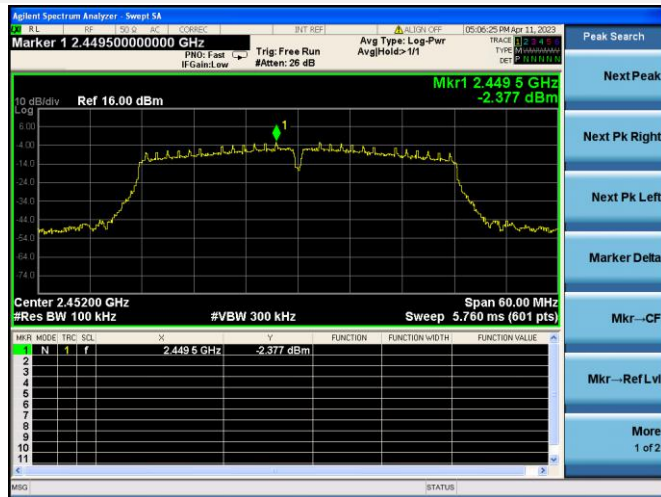
VHT-40 MHz CHANNEL 7, CARRIER LEVEL



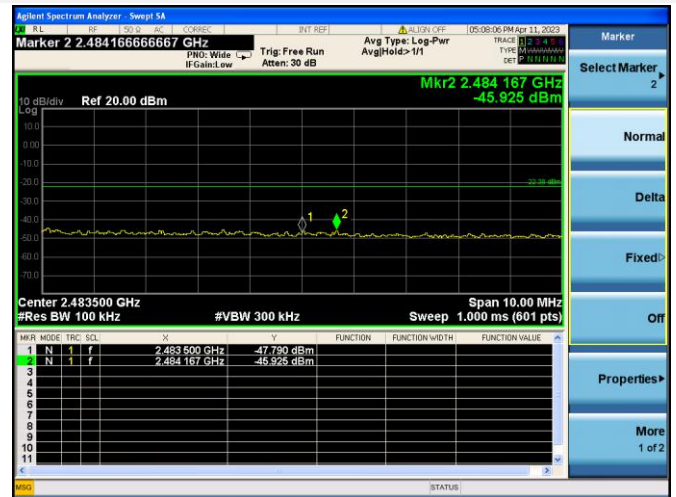
VHT-40 MHz CHANNEL 7, BAND EDGE



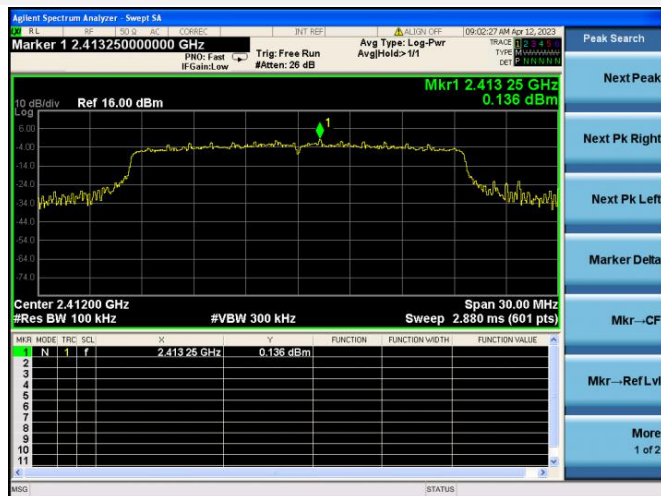
VHT-40 MHz CHANNEL 9, CARRIER LEVEL



VHT-40 MHz CHANNEL 9, BAND EDGE



802.11ax-20 MHz(SU) CHANNEL 1, CARRIER LEVEL



802.11ax-20 MHz(SU) CHANNEL 1, BAND EDGE

