

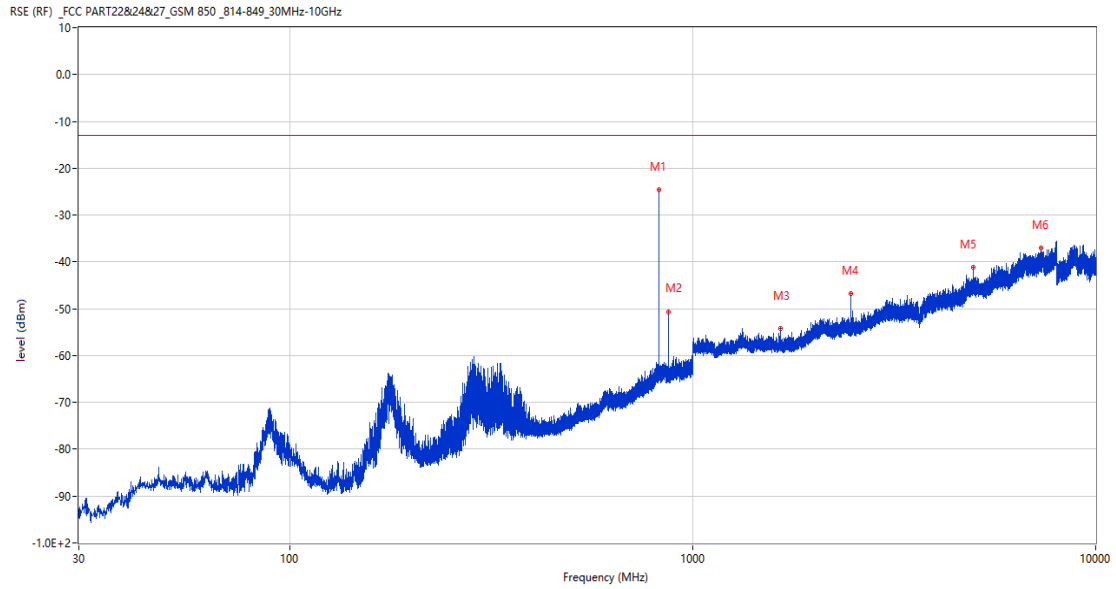
A.7 Field Strength of Spurious Radiation

GSM

1 GSM 850

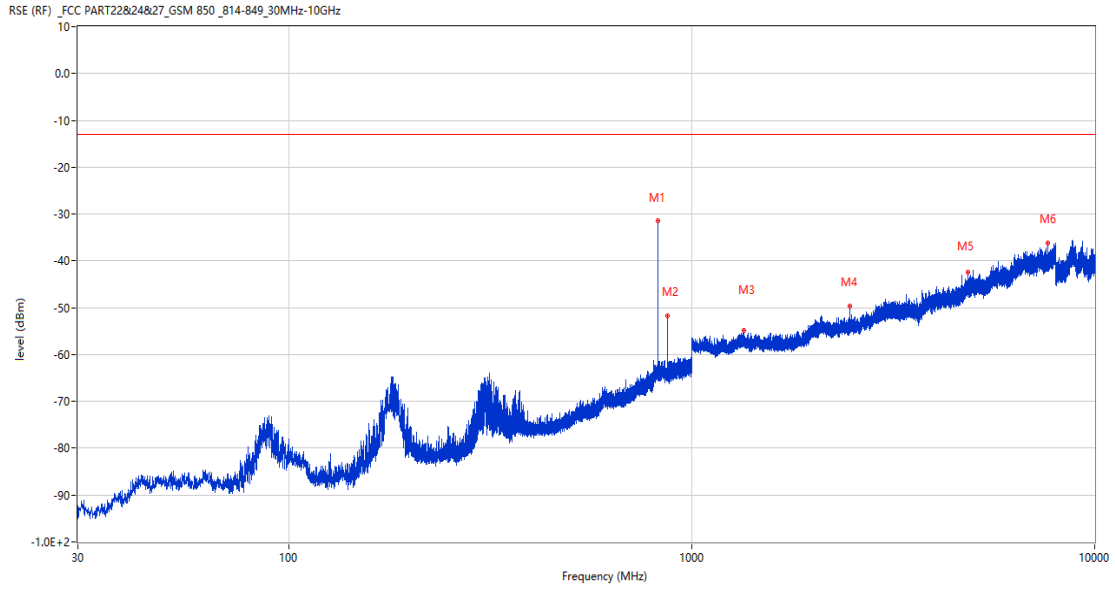
1.1 GSM 850 Low Channel

RSE-H&H GSM 850 CH128



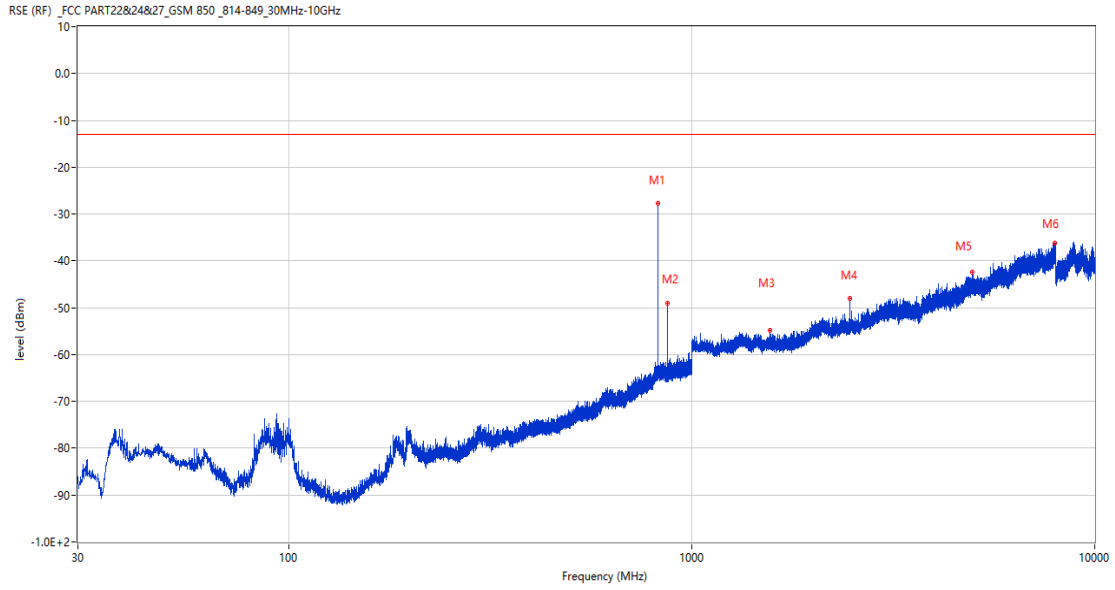
Frequency (MHz)	Result (dBm)	Factor (dB)	PK Limit (dBm)	Margin (dB)	Table (o)	ANT	EUT	Verdict
824.139	-24.56	6.90	-13.0	11.56	282.00	Horizontal	Horizontal	N/A
869.147	-50.61	6.35	-13.0	37.61	110.00	Horizontal	Horizontal	N/A
1649.100	-54.22	-3.69	-13.0	41.22	15.00	Horizontal	Horizontal	Pass
2473.400	-46.76	0.94	-13.0	33.76	163.00	Horizontal	Horizontal	Pass
4958.500	-41.24	12.96	-13.0	28.24	284.00	Horizontal	Horizontal	Pass
7320.750	-36.99	17.18	-13.0	23.99	182.00	Horizontal	Horizontal	Pass

RSE-H&V GSM 850 CH128



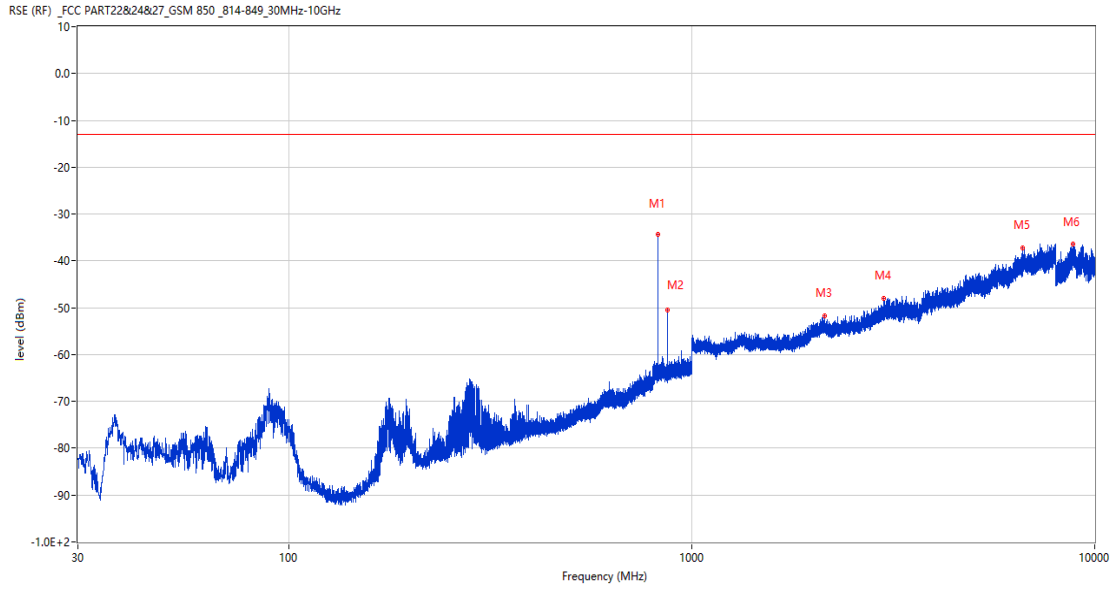
Frequency (MHz)	Result (dBm)	Factor (dB)	PK Limit (dBm)	Margin (dB)	Table (o)	ANT	EUT	Verdict
824.188	-31.41	6.91	-13.0	18.41	356.00	Horizontal	Vertical	N/A
869.244	-51.82	6.36	-13.0	38.82	111.00	Horizontal	Vertical	N/A
1347.800	-54.79	-2.65	-13.0	41.79	102.00	Horizontal	Vertical	Pass
2473.900	-49.58	0.99	-13.0	36.58	158.00	Horizontal	Vertical	Pass
4858.500	-42.42	12.42	-13.0	29.42	56.00	Horizontal	Vertical	Pass
7636.000	-36.10	17.37	-13.0	23.10	284.00	Horizontal	Vertical	Pass

RSE-V&V GSM 850 CH128



Frequency (MHz)	Result (dBm)	Factor (dB)	PK Limit (dBm)	Margin (dB)	Table (o)	ANT	EUT	Verdict
824.139	-27.77	6.90	-13.0	14.77	73.00	Vertical	Vertical	N/A
869.196	-49.00	6.35	-13.0	36.00	126.00	Vertical	Vertical	N/A
1564.500	-54.92	-3.22	-13.0	41.92	97.00	Vertical	Vertical	Pass
2473.000	-48.04	0.90	-13.0	35.04	72.00	Vertical	Vertical	Pass
4979.750	-42.40	13.34	-13.0	29.40	39.00	Vertical	Vertical	Pass
7940.250	-36.14	18.98	-13.0	23.14	39.00	Vertical	Vertical	Pass

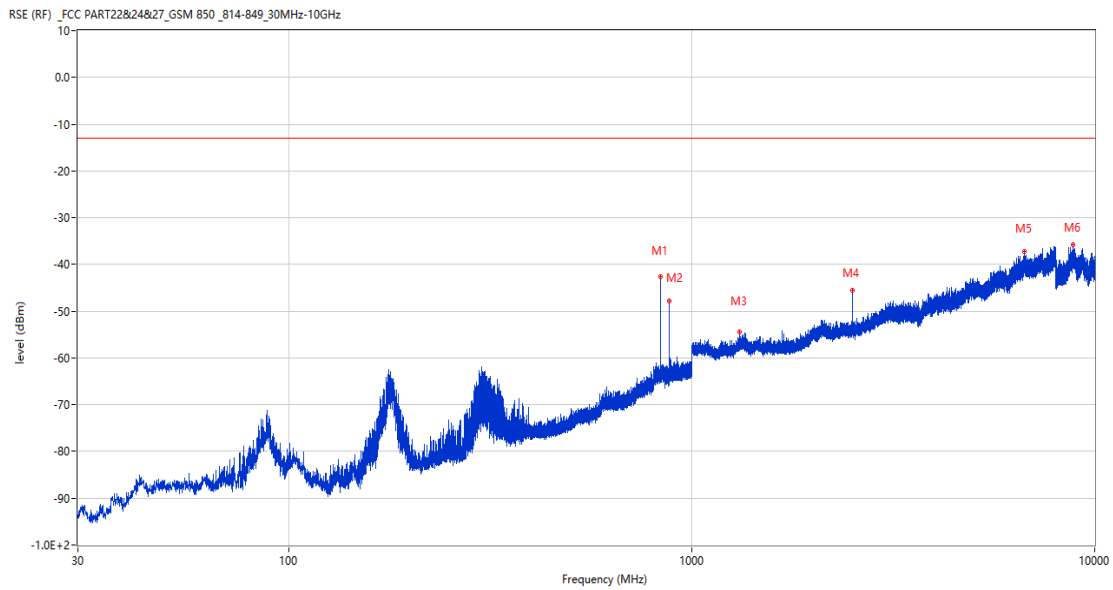
RSE-V&H GSM 850 CH128



Frequency (MHz)	Result (dBm)	Factor (dB)	PK Limit (dBm)	Margin (dB)	Table (o)	ANT	EUT	Verdict
824.284	-34.36	6.91	-13.0	21.36	98.00	Vertical	Horizontal	N/A
869.244	-50.45	6.36	-13.0	37.45	174.00	Vertical	Horizontal	N/A
2142.600	-51.67	-0.12	-13.0	38.67	251.00	Vertical	Horizontal	Pass
3000.500	-48.08	5.65	-13.0	35.08	360.00	Vertical	Horizontal	Pass
6626.250	-37.29	15.98	-13.0	24.29	121.00	Vertical	Horizontal	Pass
8824.401	-36.50	19.94	-13.0	23.50	219.00	Vertical	Horizontal	Pass

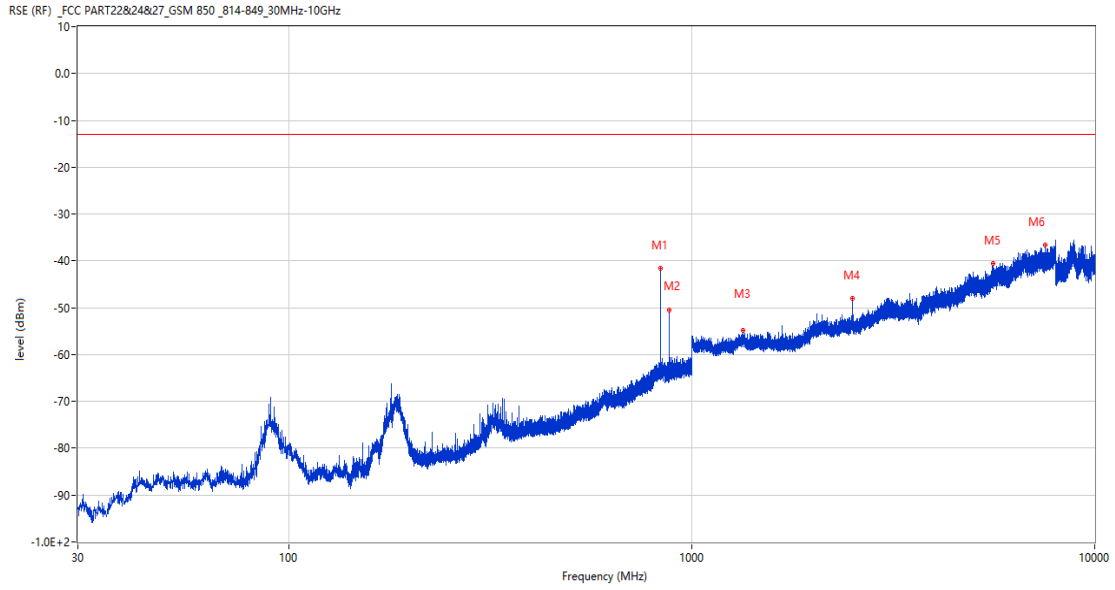
1.2 GSM 850 Middle Channel

RSE-H&H GSM 850 CH190



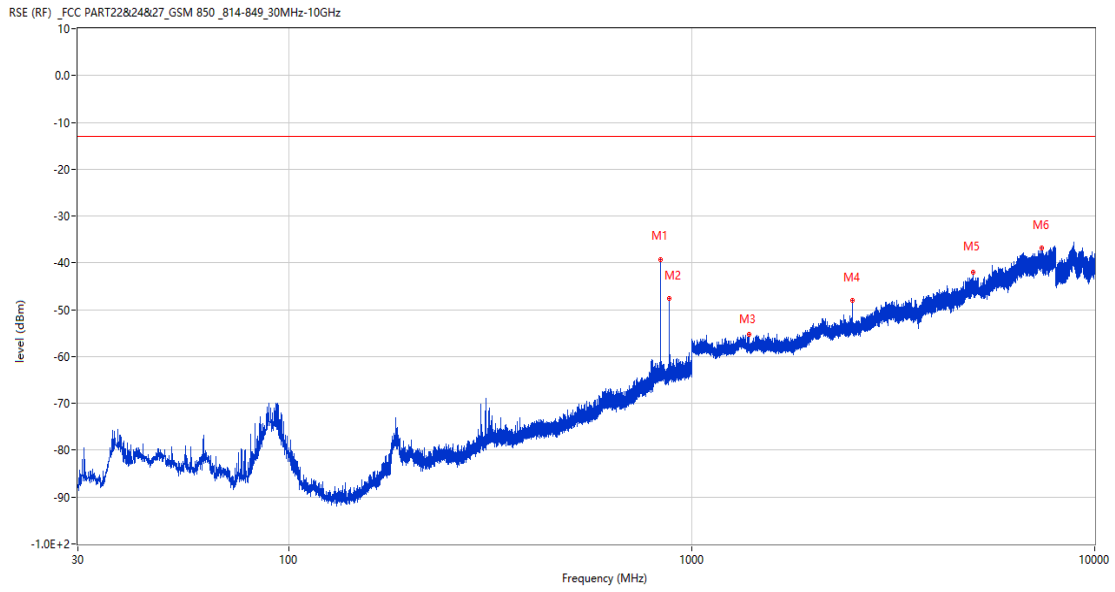
Frequency (MHz)	Result (dBm)	Factor (dB)	PK Limit (dBm)	Margin (dB)	Table (o)	ANT	EUT	Verdict
836.604	-42.55	7.13	-13.0	29.55	307.00	Horizontal	Horizontal	N/A
881.514	-47.75	6.75	-13.0	34.75	286.00	Horizontal	Horizontal	N/A
1313.300	-54.49	-3.00	-13.0	41.49	271.00	Horizontal	Horizontal	Pass
2510.300	-45.61	1.49	-13.0	32.61	148.00	Horizontal	Horizontal	Pass
6685.750	-37.23	17.02	-13.0	24.23	306.00	Horizontal	Horizontal	Pass
8825.400	-35.80	19.96	-13.0	22.80	322.00	Horizontal	Horizontal	Pass

RSE-H&V GSM 850 CH190



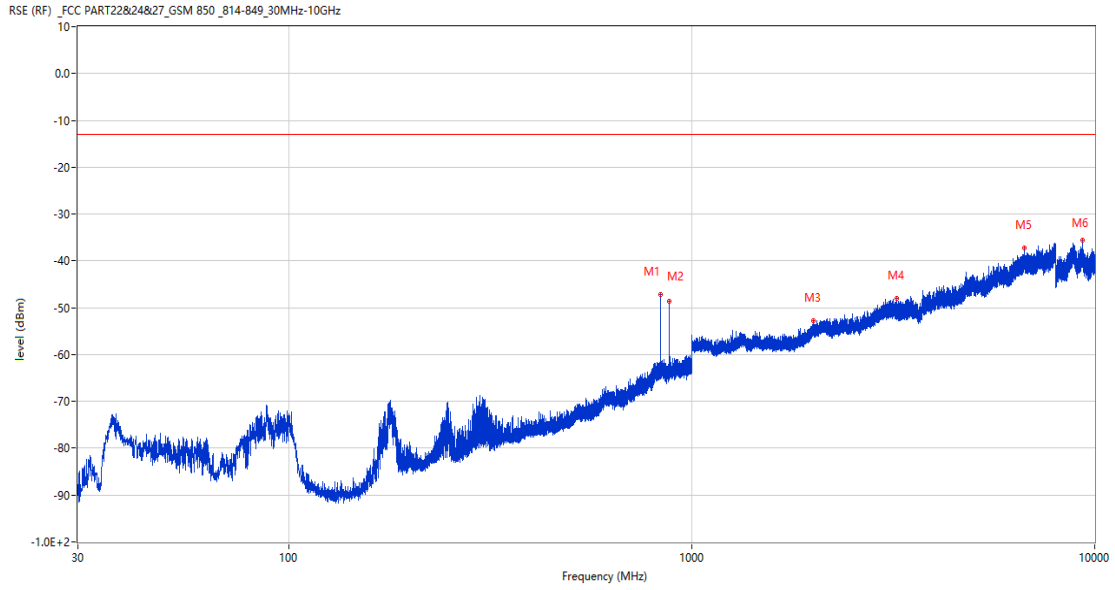
Frequency (MHz)	Result (dBm)	Factor (dB)	PK Limit (dBm)	Margin (dB)	Table (o)	ANT	EUT	Verdict
836.555	-41.53	7.13	-13.0	28.53	326.00	Horizontal	Vertical	N/A
881.612	-50.52	6.75	-13.0	37.52	360.00	Horizontal	Vertical	N/A
1341.600	-54.92	-2.72	-13.0	41.92	315.00	Horizontal	Vertical	Pass
2510.500	-47.97	1.49	-13.0	34.97	192.00	Horizontal	Vertical	Pass
5602.000	-40.52	13.77	-13.0	27.52	60.00	Horizontal	Vertical	Pass
7545.750	-36.61	17.27	-13.0	23.61	44.00	Horizontal	Vertical	Pass

RSE-V&V GSM 850 CH190



Frequency (MHz)	Result (dBm)	Factor (dB)	PK Limit (dBm)	Margin (dB)	Table (o)	ANT	EUT	Verdict
836.555	-39.21	7.13	-13.0	26.21	0.00	Vertical	Vertical	N/A
881.612	-47.59	6.75	-13.0	34.59	0.00	Vertical	Vertical	N/A
1390.100	-55.34	-3.25	-13.0	42.34	55.00	Vertical	Vertical	Pass
2510.500	-47.96	1.49	-13.0	34.96	80.00	Vertical	Vertical	Pass
5003.750	-42.09	12.60	-13.0	29.09	360.00	Vertical	Vertical	Pass
7399.000	-36.88	17.78	-13.0	23.88	360.00	Vertical	Vertical	Pass

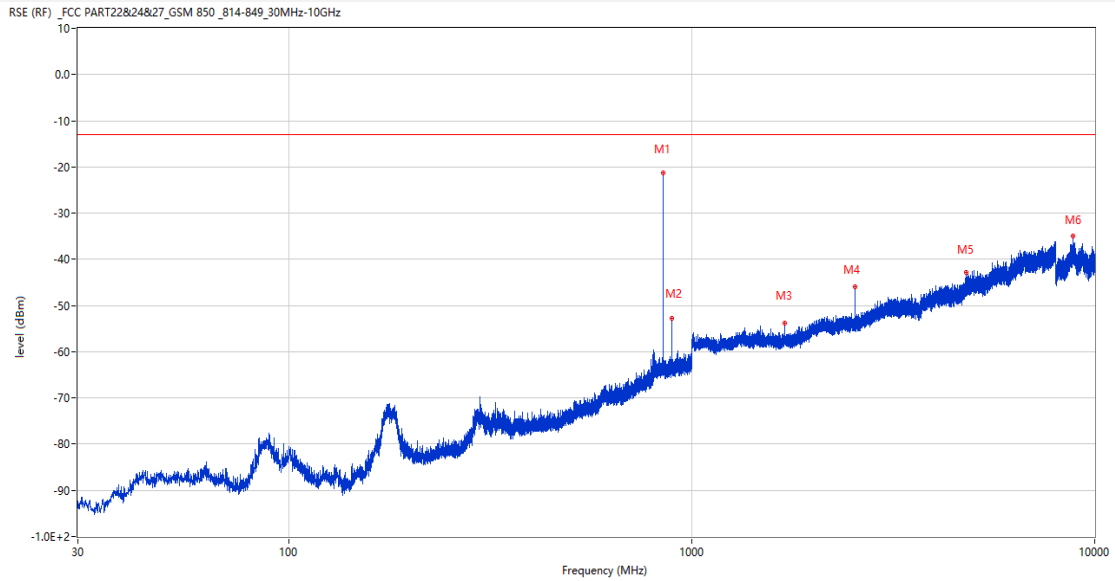
RSE-V&H GSM 850 CH190



Frequency (MHz)	Result (dBm)	Factor (dB)	PK Limit (dBm)	Margin (dB)	Table (o)	ANT	EUT	Verdict
836.700	-47.15	7.13	-13.0	34.15	304.00	Vertical	Horizontal	N/A
881.563	-48.65	6.75	-13.0	35.65	287.00	Vertical	Horizontal	N/A
2004.300	-52.73	-1.09	-13.0	39.73	186.00	Vertical	Horizontal	Pass
3226.250	-47.96	6.37	-13.0	34.96	277.00	Vertical	Horizontal	Pass
6705.500	-37.33	16.74	-13.0	24.33	111.00	Vertical	Horizontal	Pass
9317.900	-35.56	19.56	-13.0	22.56	166.00	Vertical	Horizontal	Pass

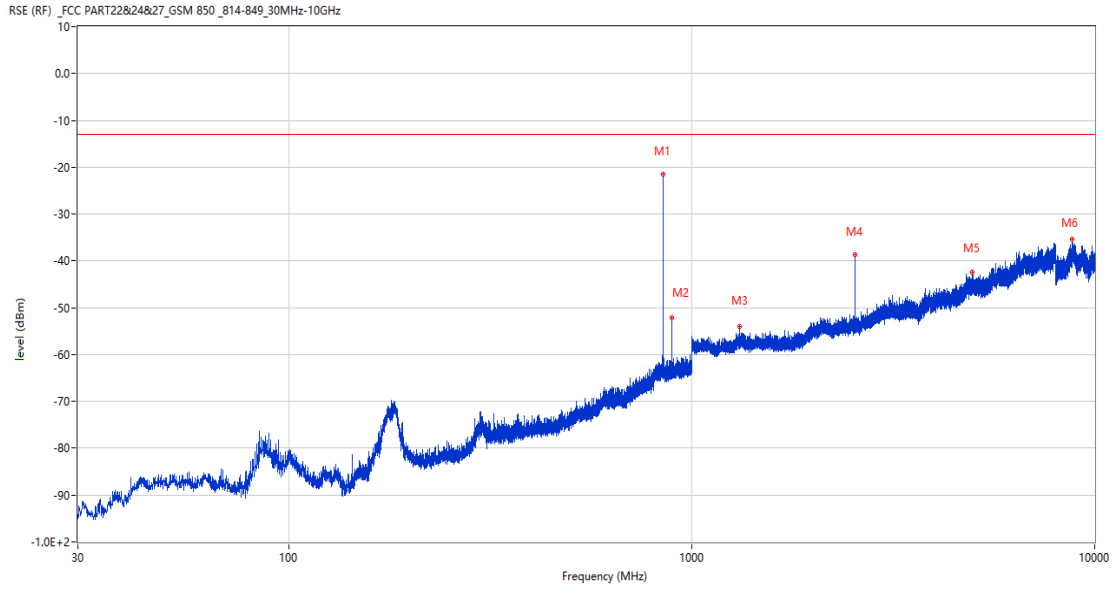
1.3 GSM 850 High Channel

RSE-H&H GSM 850 CH251



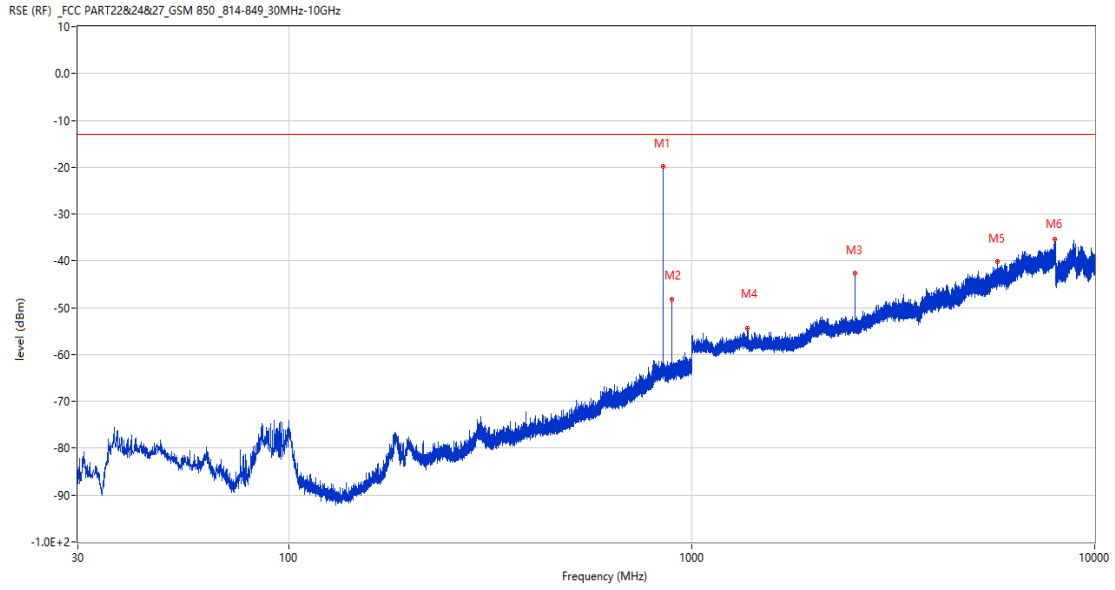
Frequency (MHz)	Result (dBm)	Factor (dB)	PK Limit (dBm)	Margin (dB)	Table (o)	ANT	EUT	Verdict
848.874	-21.20	7.31	-13.0	8.20	277.00	Horizontal	Horizontal	N/A
893.882	-52.67	6.88	-13.0	39.67	109.00	Horizontal	Horizontal	N/A
1698.300	-53.91	-3.59	-13.0	40.91	301.00	Horizontal	Horizontal	Pass
2547.700	-46.03	1.51	-13.0	33.03	167.00	Horizontal	Horizontal	Pass
4798.250	-42.88	12.54	-13.0	29.88	360.00	Horizontal	Horizontal	Pass
8849.700	-35.01	20.36	-13.0	22.01	331.00	Horizontal	Horizontal	Pass

RSE-H&V GSM 850 CH251



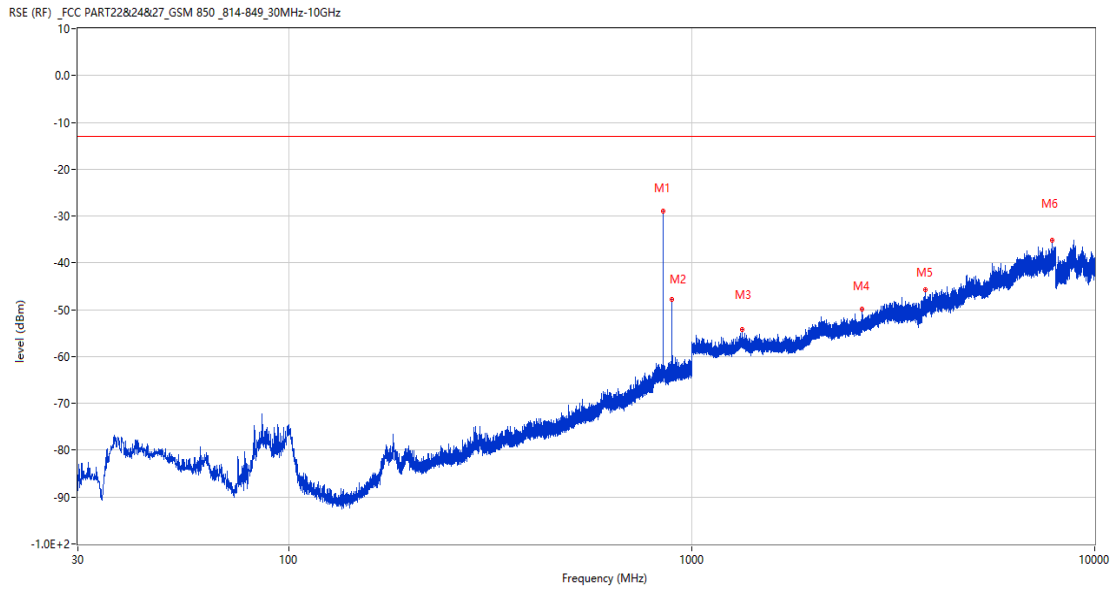
Frequency (MHz)	Result (dBm)	Factor (dB)	PK Limit (dBm)	Margin (dB)	Table (o)	ANT	EUT	Verdict
848.874	-21.51	7.31	-13.0	8.51	351.00	Horizontal	Vertical	N/A
893.737	-52.09	6.90	-13.0	39.09	114.00	Horizontal	Vertical	N/A
1314.600	-54.00	-2.89	-13.0	41.00	353.00	Horizontal	Vertical	Pass
2547.100	-38.77	1.52	-13.0	25.77	199.00	Horizontal	Vertical	Pass
4976.750	-42.41	13.40	-13.0	29.41	138.00	Horizontal	Vertical	Pass
8811.201	-35.32	19.72	-13.0	22.32	1.00	Horizontal	Vertical	Pass

RSE-V&V GSM 850 CH251



Frequency (MHz)	Result (dBm)	Factor (dB)	PK Limit (dBm)	Margin (dB)	Table (o)	ANT	EUT	Verdict
848.874	-19.90	7.31	-13.0	6.90	93.00	Vertical	Vertical	N/A
893.785	-48.29	6.89	-13.0	35.29	122.00	Vertical	Vertical	N/A
2547.400	-42.69	1.52	-13.0	29.69	97.00	Vertical	Vertical	Pass
1371.700	-54.39	-3.26	-13.0	41.39	0.00	Vertical	Vertical	Pass
5724.250	-40.16	13.63	-13.0	27.16	1.00	Vertical	Vertical	Pass
7962.250	-35.38	18.19	-13.0	22.38	236.00	Vertical	Vertical	Pass

RSE-V&H GSM 850 CH251

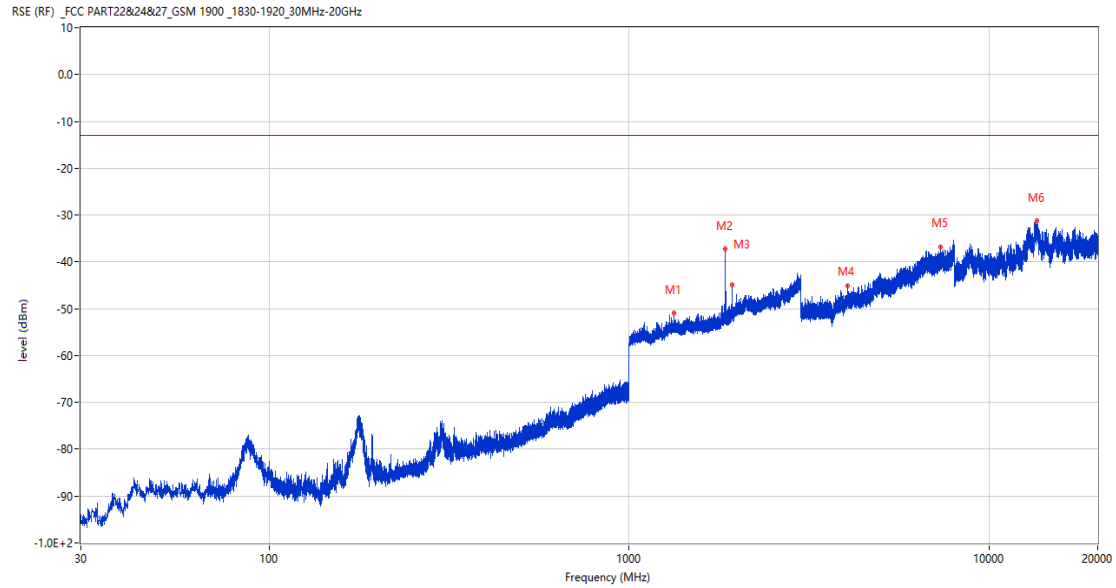


Frequency (MHz)	Result (dBm)	Factor (dB)	PK Limit (dBm)	Margin (dB)	Table (o)	ANT	EUT	Verdict
848.874	-29.00	7.31	-13.0	16.00	0.00	Vertical	Horizontal	N/A
893.737	-47.78	6.90	-13.0	34.78	286.00	Vertical	Horizontal	N/A
1333.000	-54.27	-2.39	-13.0	41.27	177.00	Vertical	Horizontal	Pass
2651.900	-49.92	2.38	-13.0	36.92	59.00	Vertical	Horizontal	Pass
3796.250	-45.81	9.07	-13.0	32.81	138.00	Vertical	Horizontal	Pass
7856.500	-35.06	17.89	-13.0	22.06	1.00	Vertical	Horizontal	Pass

2 GSM 1900

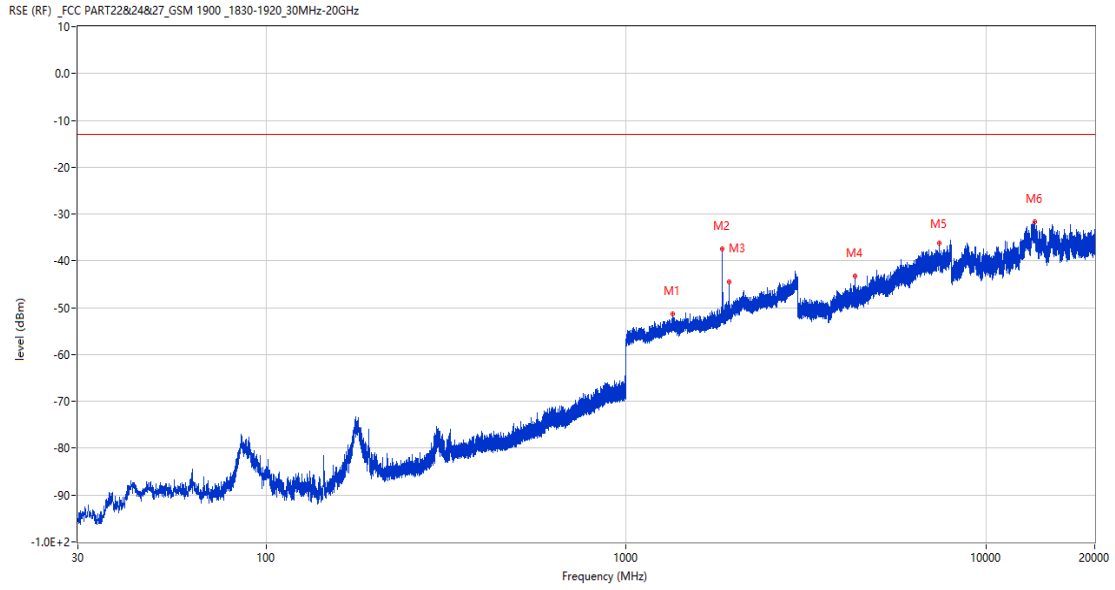
2.1 GSM 1900 Low Channel

RSE-H&H GSM 1900 CH512



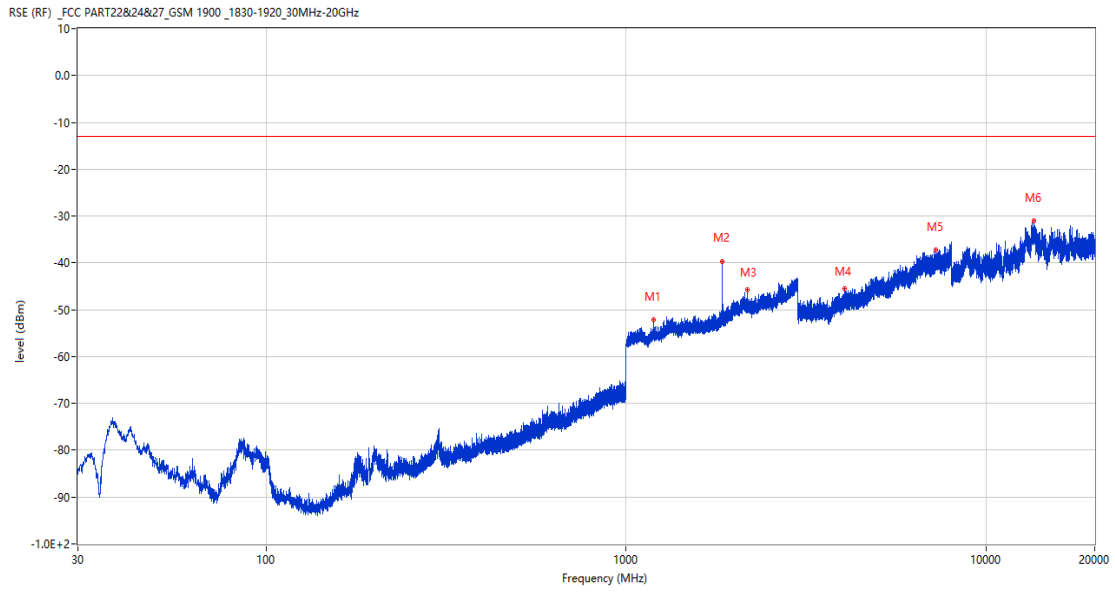
Frequency (MHz)	Result (dBm)	Factor (dB)	PK Limit (dBm)	Margin (dB)	Table (o)	ANT	EUT	Verdict
1329.300	-50.99	0.72	-13.0	37.99	71.00	Horizontal	Horizontal	Pass
1851.100	-37.22	2.54	-13.0	24.22	212.00	Horizontal	Horizontal	N/A
1931.000	-44.93	3.16	-13.0	31.93	286.00	Horizontal	Horizontal	N/A
4043.500	-45.00	10.39	-13.0	32.00	31.00	Horizontal	Horizontal	Pass
7317.750	-36.89	17.13	-13.0	23.89	331.00	Horizontal	Horizontal	Pass
13567.799	-31.16	25.10	-13.0	18.16	113.00	Horizontal	Horizontal	Pass

RSE-H&V GSM 1900 CH512



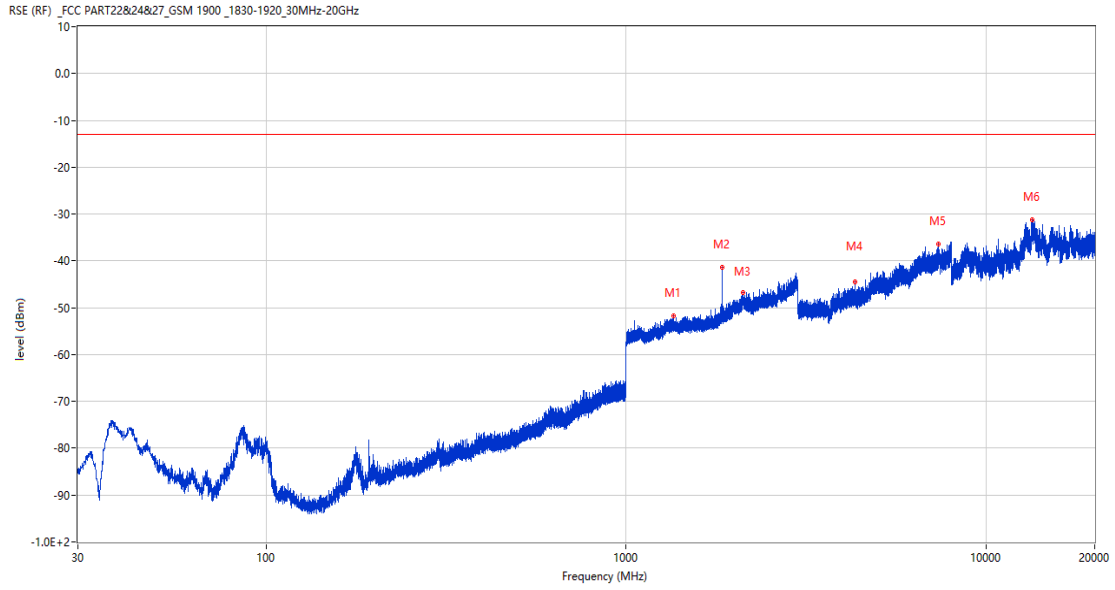
Frequency (MHz)	Result (dBm)	Factor (dB)	PK Limit (dBm)	Margin (dB)	Table (o)	ANT	EUT	Verdict
1348.400	-51.37	0.79	-13.0	38.37	35.00	Horizontal	Vertical	Pass
1851.100	-37.44	2.54	-13.0	24.44	206.00	Horizontal	Vertical	N/A
1931.100	-44.40	3.16	-13.0	31.40	102.00	Horizontal	Vertical	N/A
4310.000	-43.28	10.44	-13.0	30.28	147.00	Horizontal	Vertical	Pass
7394.750	-36.28	17.66	-13.0	23.28	320.00	Horizontal	Vertical	Pass
13650.450	-31.62	24.81	-13.0	18.62	17.00	Horizontal	Vertical	Pass

RSE-V&V GSM 1900 CH512



Frequency (MHz)	Result (dBm)	Factor (dB)	PK Limit (dBm)	Margin (dB)	Table (o)	ANT	EUT	Verdict
1193.400	-52.12	-0.89	-13.0	39.12	119.00	Vertical	Vertical	Pass
1851.200	-39.64	2.54	-13.0	26.64	291.00	Vertical	Vertical	N/A
2169.700	-45.75	4.95	-13.0	32.75	144.00	Vertical	Vertical	Pass
4037.250	-45.60	9.78	-13.0	32.60	182.00	Vertical	Vertical	Pass
7241.000	-37.20	17.50	-13.0	24.20	62.00	Vertical	Vertical	Pass
13532.637	-31.07	24.78	-13.0	18.07	252.00	Vertical	Vertical	Pass

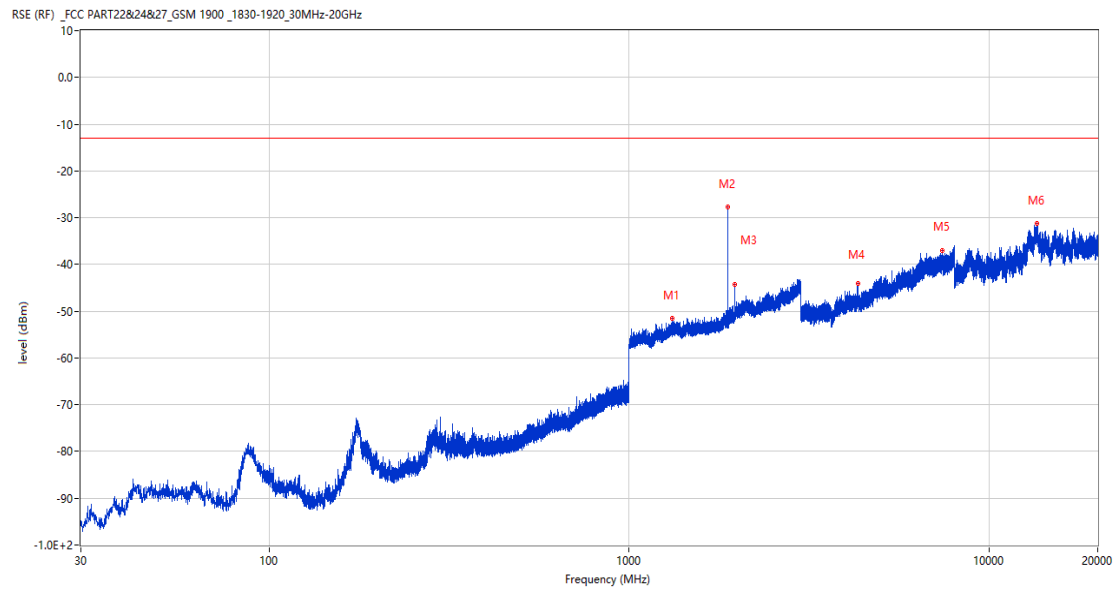
RSE-V&H GSM 1900 CH512



Frequency (MHz)	Result (dBm)	Factor (dB)	PK Limit (dBm)	Margin (dB)	Table (o)	ANT	EUT	Verdict
1356.100	-51.71	0.46	-13.0	38.71	309.00	Vertical	Horizontal	Pass
1851.200	-41.36	2.54	-13.0	28.36	140.00	Vertical	Horizontal	N/A
2107.200	-46.86	5.64	-13.0	33.86	1.00	Vertical	Horizontal	Pass
4310.000	-44.48	10.44	-13.0	31.48	201.00	Vertical	Horizontal	Pass
7348.500	-36.43	17.20	-13.0	23.43	104.00	Vertical	Horizontal	Pass
13419.900	-31.15	24.71	-13.0	18.15	271.00	Vertical	Horizontal	Pass

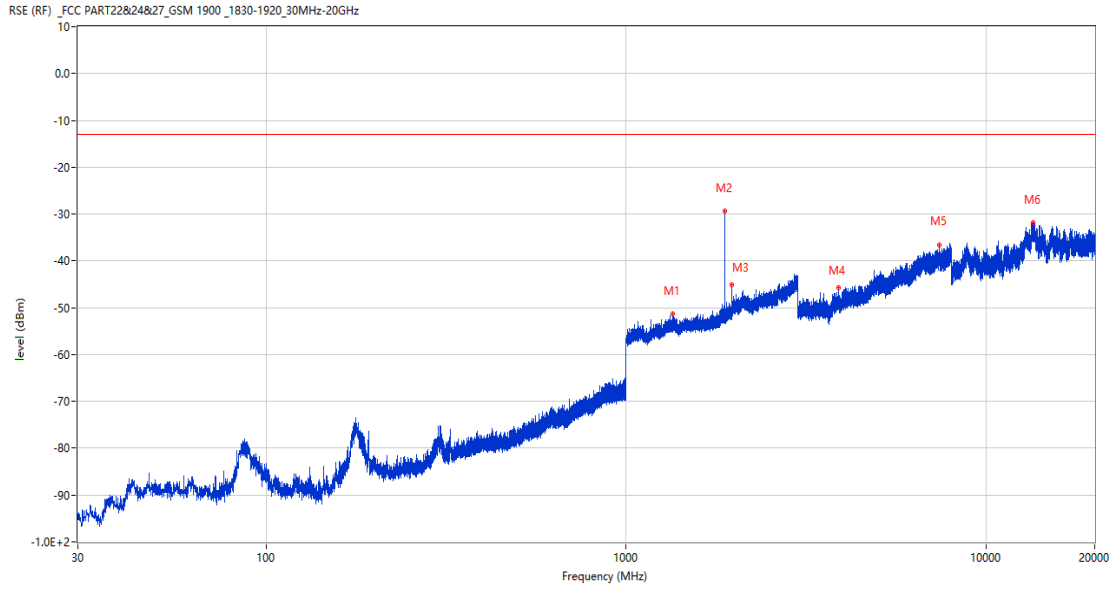
2.2 GSM 1900 Middle Channel

RSE-H&H GSM 1900 CH661



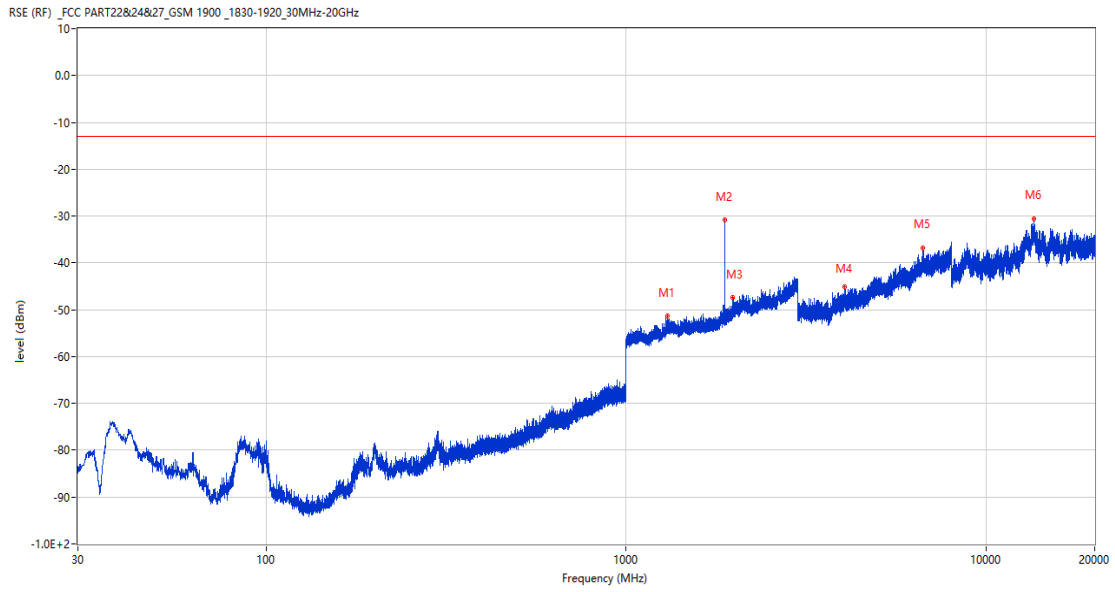
Frequency (MHz)	Result (dBm)	Factor (dB)	PK Limit (dBm)	Margin (dB)	Table (o)	ANT	EUT	Verdict
1318.800	-51.48	0.52	-13.0	38.48	254.00	Horizontal	Horizontal	Pass
1880.800	-27.71	2.77	-13.0	14.71	169.00	Horizontal	Horizontal	N/A
1960.700	-44.37	3.40	-13.0	31.37	284.00	Horizontal	Horizontal	N/A
4316.250	-44.06	10.03	-13.0	31.06	255.00	Horizontal	Horizontal	Pass
7385.500	-36.94	17.59	-13.0	23.94	40.00	Horizontal	Horizontal	Pass
13565.625	-31.29	25.11	-13.0	18.29	202.00	Horizontal	Horizontal	Pass

RSE-H&V GSM 1900 CH661



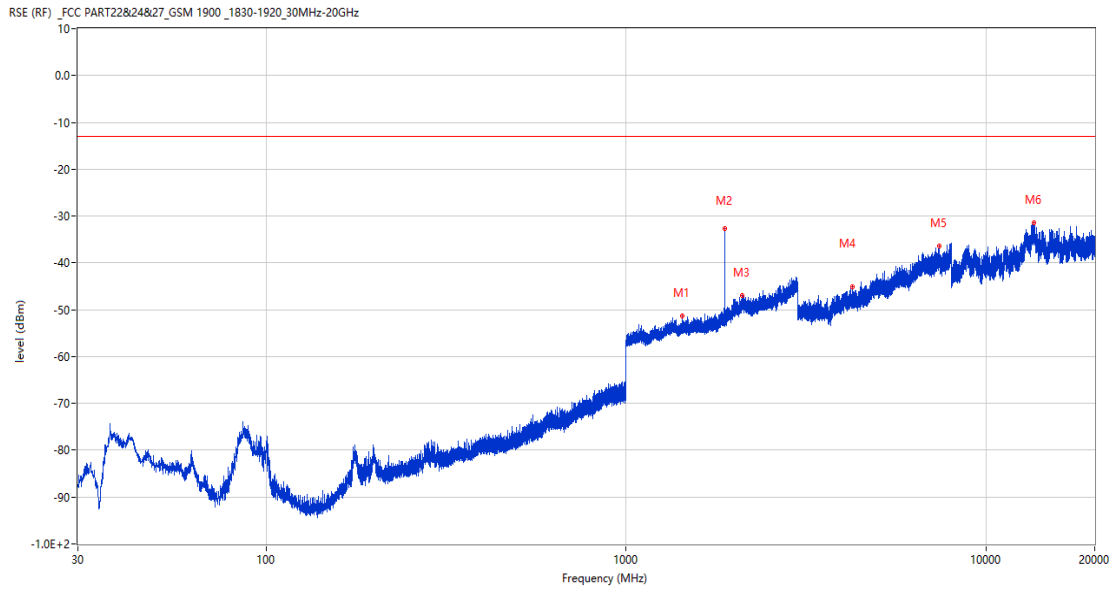
Frequency (MHz)	Result (dBm)	Factor (dB)	PK Limit (dBm)	Margin (dB)	Table (o)	ANT	EUT	Verdict
1344.100	-51.37	0.61	-13.0	38.37	200.00	Horizontal	Vertical	Pass
1880.800	-29.43	2.77	-13.0	16.43	182.00	Horizontal	Vertical	N/A
1960.800	-45.18	3.39	-13.0	32.18	280.00	Horizontal	Vertical	N/A
3885.250	-45.70	9.47	-13.0	32.70	331.00	Horizontal	Vertical	Pass
7399.750	-36.66	17.82	-13.0	23.66	192.00	Horizontal	Vertical	Pass
13470.650	-31.86	24.27	-13.0	18.86	112.00	Horizontal	Vertical	Pass

RSE-V&V GSM 1900 CH661



Frequency (MHz)	Result (dBm)	Factor (dB)	PK Limit (dBm)	Margin (dB)	Table (o)	ANT	EUT	Verdict
1300.200	-51.28	0.57	-13.0	38.28	9.00	Vertical	Vertical	Pass
1880.800	-30.81	2.77	-13.0	17.81	263.00	Vertical	Vertical	N/A
1977.800	-47.46	3.81	-13.0	34.46	51.00	Vertical	Vertical	Pass
4046.500	-45.18	10.62	-13.0	32.18	138.00	Vertical	Vertical	Pass
6668.500	-36.72	16.56	-13.0	23.72	360.00	Vertical	Vertical	Pass
13553.662	-30.50	25.19	-13.0	17.50	40.00	Vertical	Vertical	Pass

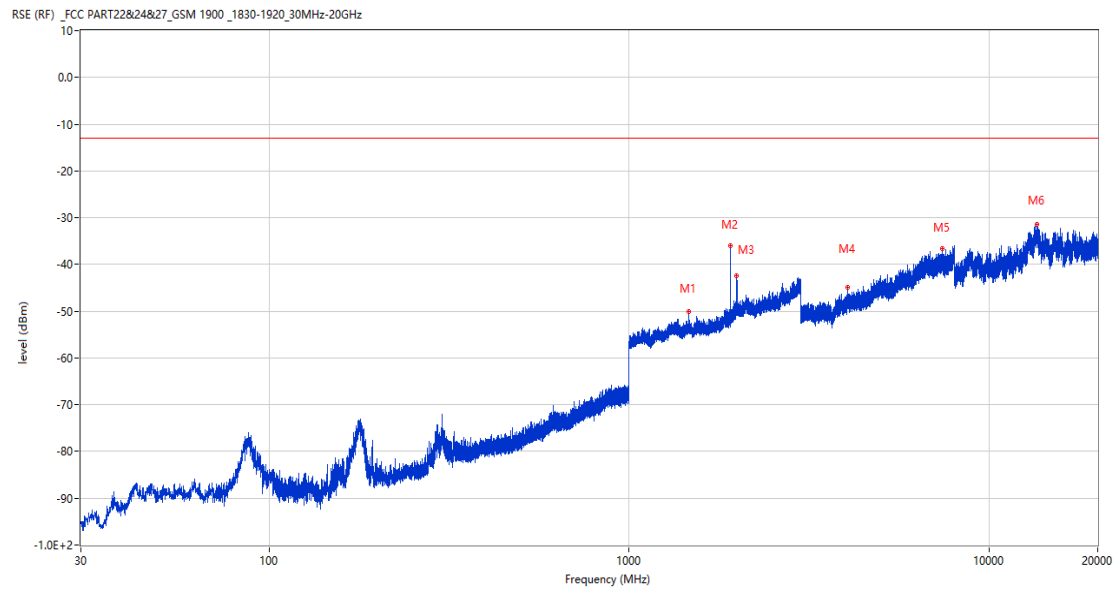
RSE-V&H GSM 1900 CH661



Frequency (MHz)	Result (dBm)	Factor (dB)	PK Limit (dBm)	Margin (dB)	Table (o)	ANT	EUT	Verdict
1433.400	-51.39	0.50	-13.0	38.39	198.00	Vertical	Horizontal	Pass
1880.900	-32.70	2.77	-13.0	19.70	168.00	Vertical	Horizontal	N/A
2103.700	-46.92	5.35	-13.0	33.92	198.00	Vertical	Horizontal	Pass
4258.250	-45.14	10.29	-13.0	32.14	193.00	Vertical	Horizontal	Pass
7398.250	-36.34	17.70	-13.0	23.34	139.00	Vertical	Horizontal	Pass
13550.401	-31.45	25.22	-13.0	18.45	3.00	Vertical	Horizontal	Pass

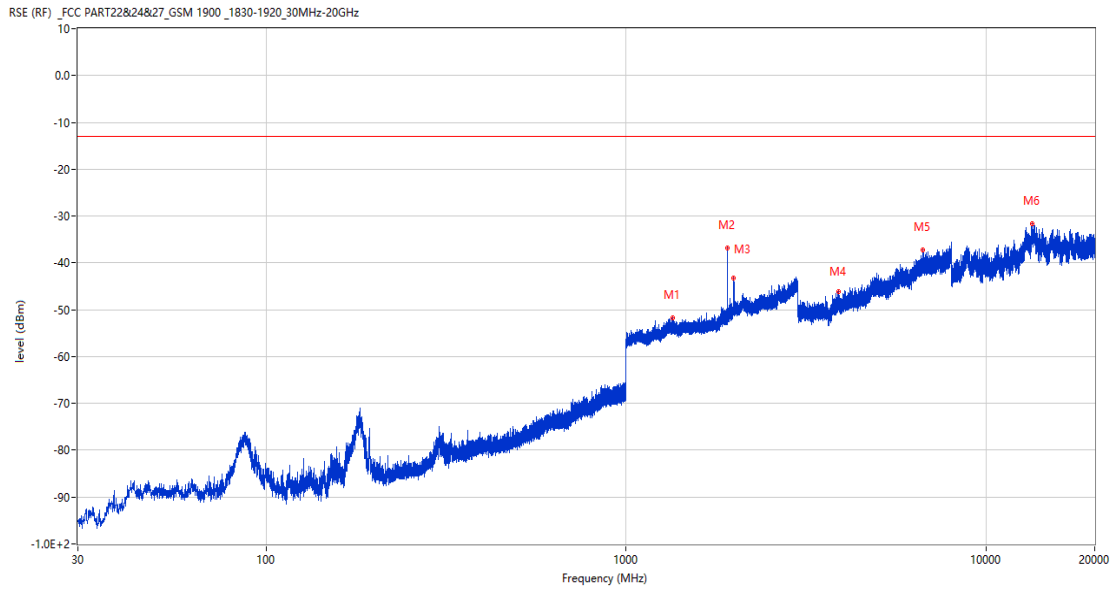
2.3 GSM 1900 High Channel

RSE-H&H GSM 1900 CH810



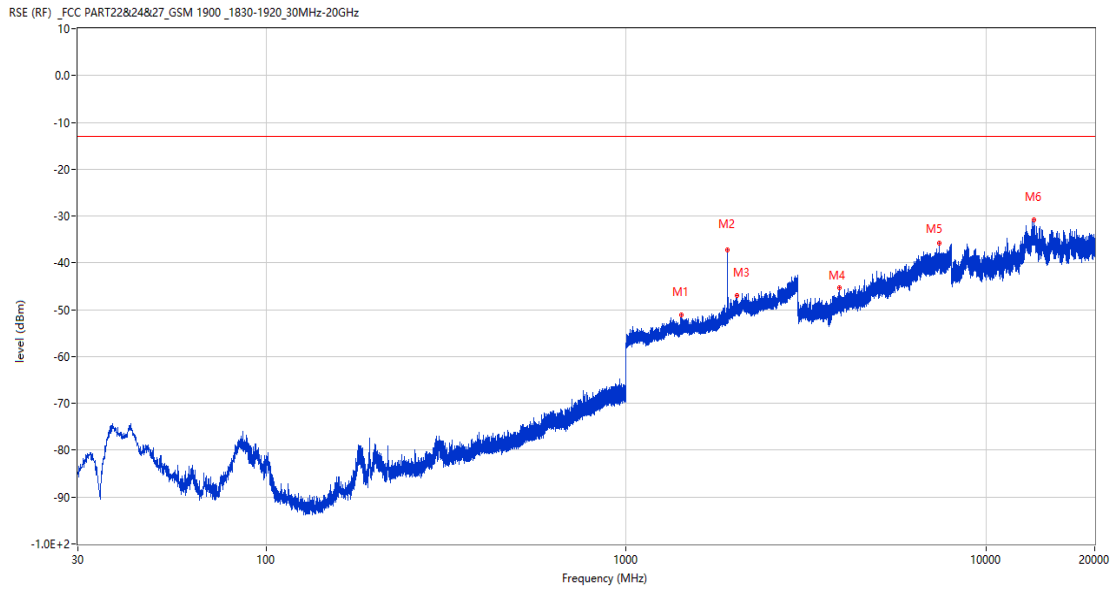
Frequency (MHz)	Result (dBm)	Factor (dB)	PK Limit (dBm)	Margin (dB)	Table (o)	ANT	EUT	Verdict
1465.700	-50.15	0.66	-13.0	37.15	290.00	Horizontal	Horizontal	Pass
1910.600	-36.01	3.10	-13.0	23.01	36.00	Horizontal	Horizontal	N/A
1990.400	-42.45	4.56	-13.0	29.45	285.00	Horizontal	Horizontal	N/A
4050.750	-44.99	10.87	-13.0	31.99	83.00	Horizontal	Horizontal	Pass
7419.000	-36.52	18.16	-13.0	23.52	71.00	Horizontal	Horizontal	Pass
13544.963	-31.33	25.09	-13.0	18.33	16.00	Horizontal	Horizontal	Pass

RSE-H&V GSM 1900 CH810



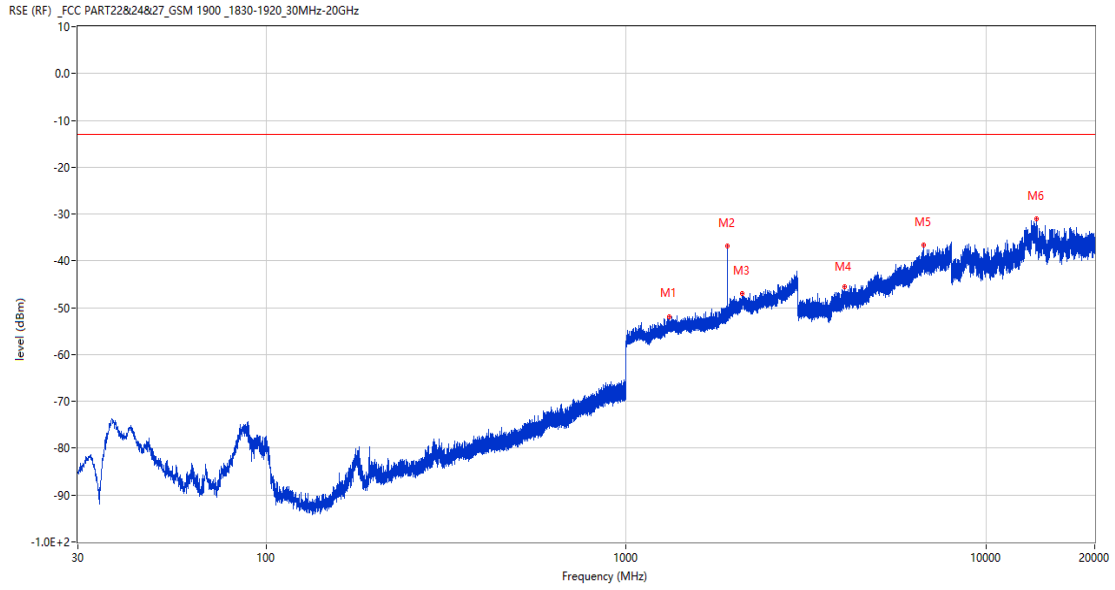
Frequency (MHz)	Result (dBm)	Factor (dB)	PK Limit (dBm)	Margin (dB)	Table (o)	ANT	EUT	Verdict
1342.800	-51.71	0.59	-13.0	38.71	292.00	Horizontal	Vertical	Pass
1910.600	-36.80	3.10	-13.0	23.80	219.00	Horizontal	Vertical	N/A
1990.300	-43.27	4.57	-13.0	30.27	286.00	Horizontal	Vertical	N/A
3896.250	-46.04	10.26	-13.0	33.04	0.00	Horizontal	Vertical	Pass
6645.000	-37.30	16.11	-13.0	24.30	62.00	Horizontal	Vertical	Pass
13398.150	-31.68	24.84	-13.0	18.68	40.00	Horizontal	Vertical	Pass

RSE-V&V GSM 1900 CH810



Frequency (MHz)	Result (dBm)	Factor (dB)	PK Limit (dBm)	Margin (dB)	Table (o)	ANT	EUT	Verdict
1423.600	-51.18	0.38	-13.0	38.18	199.00	Vertical	Vertical	Pass
1910.600	-37.22	3.10	-13.0	24.22	333.00	Vertical	Vertical	N/A
2032.400	-46.89	4.15	-13.0	33.89	210.00	Vertical	Vertical	Pass
3902.500	-45.38	10.09	-13.0	32.38	105.00	Vertical	Vertical	Pass
7407.250	-35.83	17.99	-13.0	22.83	213.00	Vertical	Vertical	Pass
13554.750	-30.84	25.19	-13.0	17.84	63.00	Vertical	Vertical	Pass

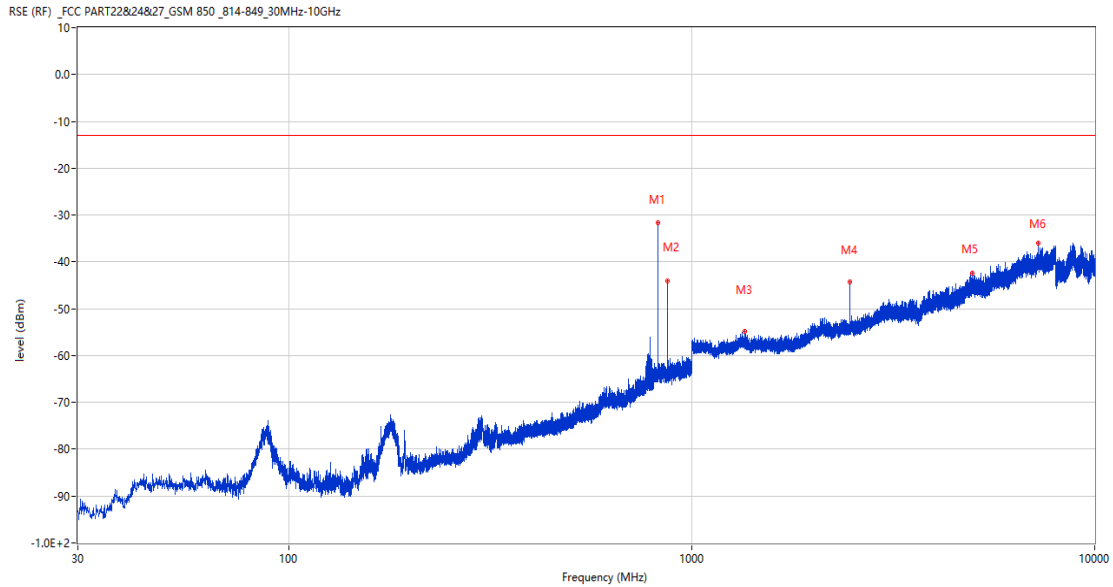
RSE-V&H GSM 1900 CH810



Frequency (MHz)	Result (dBm)	Factor (dB)	PK Limit (dBm)	Margin (dB)	Table (o)	ANT	EUT	Verdict
1319.000	-51.86	0.52	-13.0	38.86	305.00	Vertical	Horizontal	Pass
1910.600	-36.88	3.10	-13.0	23.88	163.00	Vertical	Horizontal	N/A
2097.400	-47.05	5.47	-13.0	34.05	89.00	Vertical	Horizontal	Pass
4051.750	-45.51	10.91	-13.0	32.51	192.00	Vertical	Horizontal	Pass
6688.500	-36.71	17.04	-13.0	23.71	331.00	Vertical	Horizontal	Pass
13810.312	-31.10	24.30	-13.0	18.10	343.00	Vertical	Horizontal	Pass

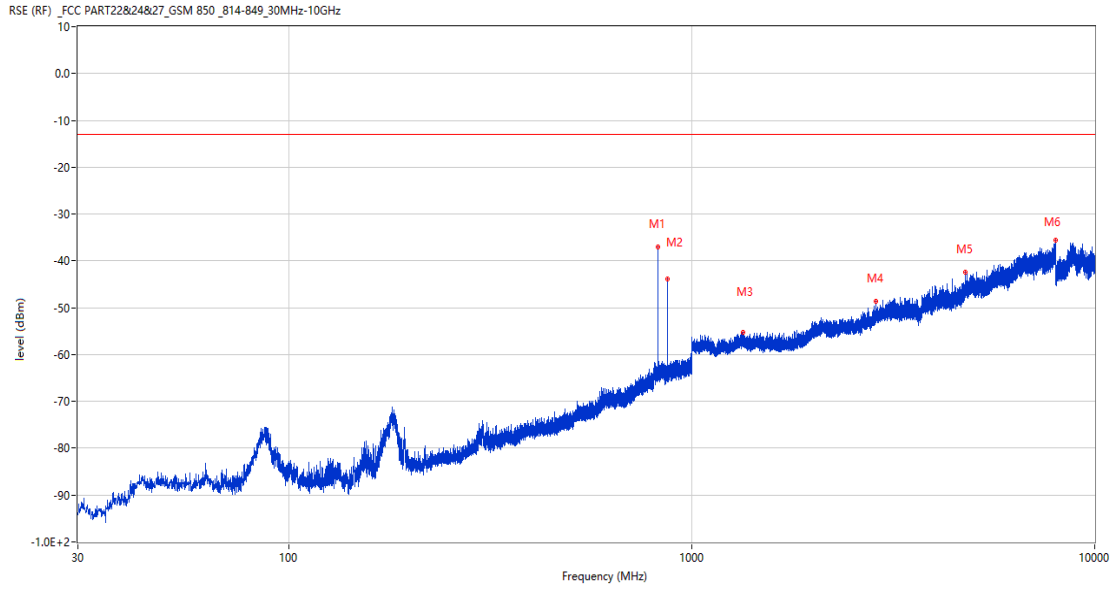
EGPRS
 3 EGPRS 850
 3.1 EGPRS 850 Low Channel

RSE-H&H EGPRS 850 CH128



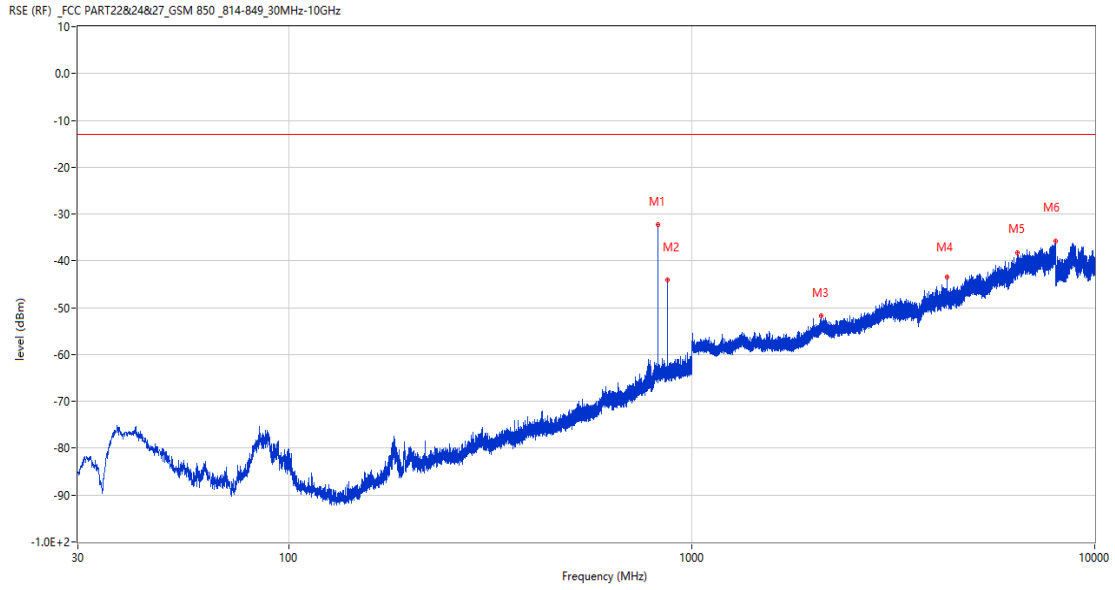
Frequency (MHz)	Result (dBm)	Factor (dB)	PK Limit (dBm)	Margin (dB)	Table (o)	ANT	EUT	Verdict
824.188	-31.63	6.91	-13.0	18.63	278.00	Horizontal	Horizontal	N/A
869.196	-43.97	6.35	-13.0	30.97	351.00	Horizontal	Horizontal	N/A
1351.400	-54.89	-2.80	-13.0	41.89	252.00	Horizontal	Horizontal	Pass
2473.400	-44.31	0.94	-13.0	31.31	240.00	Horizontal	Horizontal	Pass
4961.750	-42.50	13.13	-13.0	29.50	1.00	Horizontal	Horizontal	Pass
7261.250	-36.09	17.66	-13.0	23.09	153.00	Horizontal	Horizontal	Pass

RSE-H&V EGPRS 850 CH128



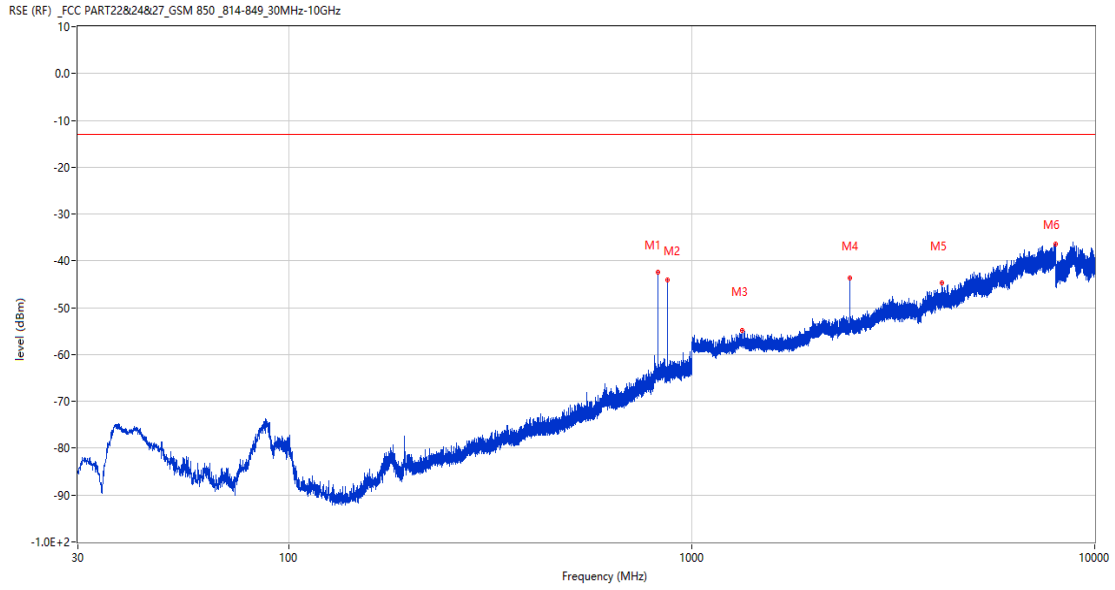
Frequency (MHz)	Result (dBm)	Factor (dB)	PK Limit (dBm)	Margin (dB)	Table (o)	ANT	EUT	Verdict
824.188	-37.08	6.91	-13.0	24.08	0.00	Horizontal	Vertical	N/A
869.147	-43.92	6.35	-13.0	30.92	360.00	Horizontal	Vertical	N/A
1339.600	-55.17	-2.70	-13.0	42.17	97.00	Horizontal	Vertical	Pass
2858.500	-48.65	3.46	-13.0	35.65	183.00	Horizontal	Vertical	Pass
4785.500	-42.51	13.04	-13.0	29.51	38.00	Horizontal	Vertical	Pass
7998.000	-35.48	18.89	-13.0	22.48	284.00	Horizontal	Vertical	Pass

RSE-V&V EGPRS 850 CH128



Frequency (MHz)	Result (dBm)	Factor (dB)	PK Limit (dBm)	Margin (dB)	Table (o)	ANT	EUT	Verdict
824.139	-32.34	6.90	-13.0	19.34	1.00	Vertical	Vertical	N/A
869.196	-44.17	6.35	-13.0	31.17	151.00	Vertical	Vertical	N/A
2094.600	-51.77	-0.18	-13.0	38.77	238.00	Vertical	Vertical	Pass
4304.500	-43.39	10.77	-13.0	30.39	360.00	Vertical	Vertical	Pass
6443.000	-38.31	16.30	-13.0	25.31	1.00	Vertical	Vertical	Pass
7994.000	-35.87	18.66	-13.0	22.87	3.00	Vertical	Vertical	Pass

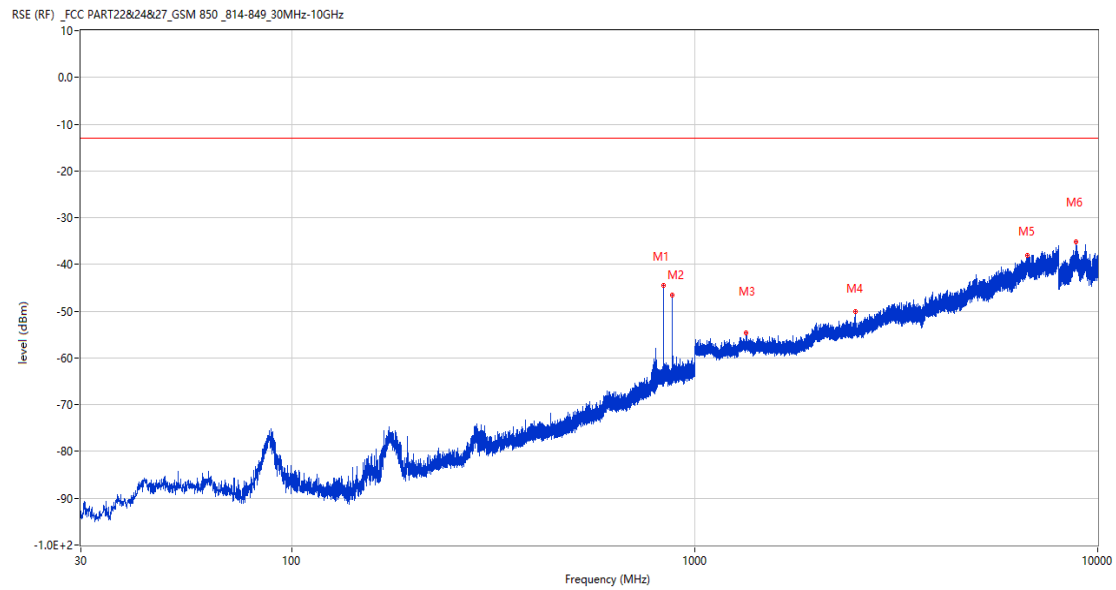
RSE-V&H EGPRS 850 CH128



Frequency (MHz)	Result (dBm)	Factor (dB)	PK Limit (dBm)	Margin (dB)	Table (o)	ANT	EUT	Verdict
824.139	-42.38	6.90	-13.0	29.38	311.00	Vertical	Horizontal	N/A
869.147	-44.04	6.35	-13.0	31.04	148.00	Vertical	Horizontal	N/A
1335.500	-54.83	-2.50	-13.0	41.83	360.00	Vertical	Horizontal	Pass
2473.400	-43.62	0.94	-13.0	30.62	322.00	Vertical	Horizontal	Pass
4167.250	-44.70	10.13	-13.0	31.70	2.00	Vertical	Horizontal	Pass
8000.000	-36.41	19.04	-13.0	23.41	135.00	Vertical	Horizontal	Pass

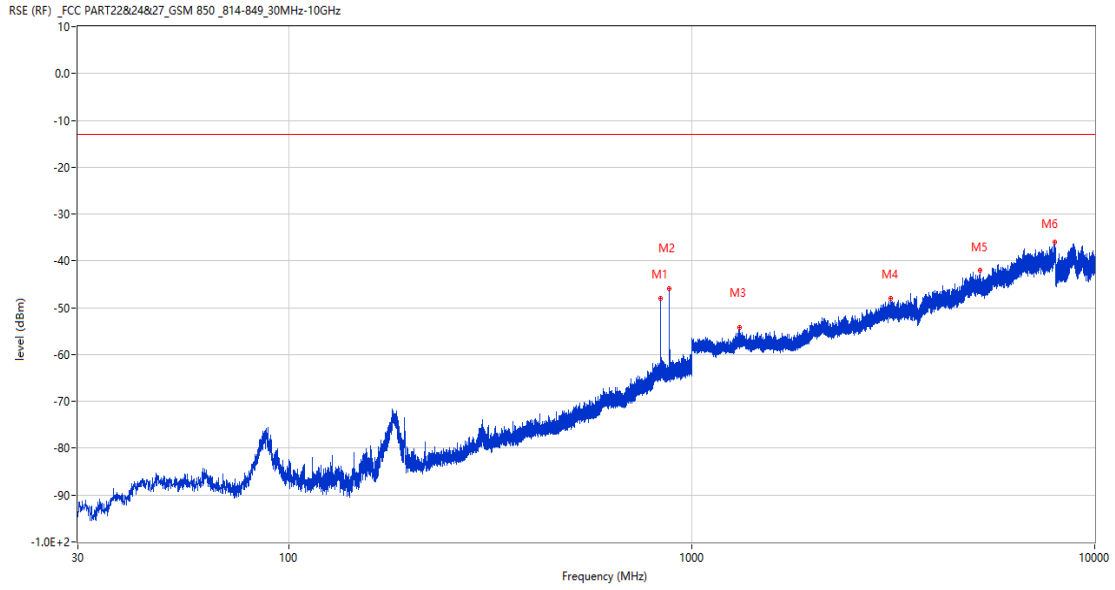
3.2 EGPRS 850 Middle Channel

RSE-H&H EGPRS 850 CH190



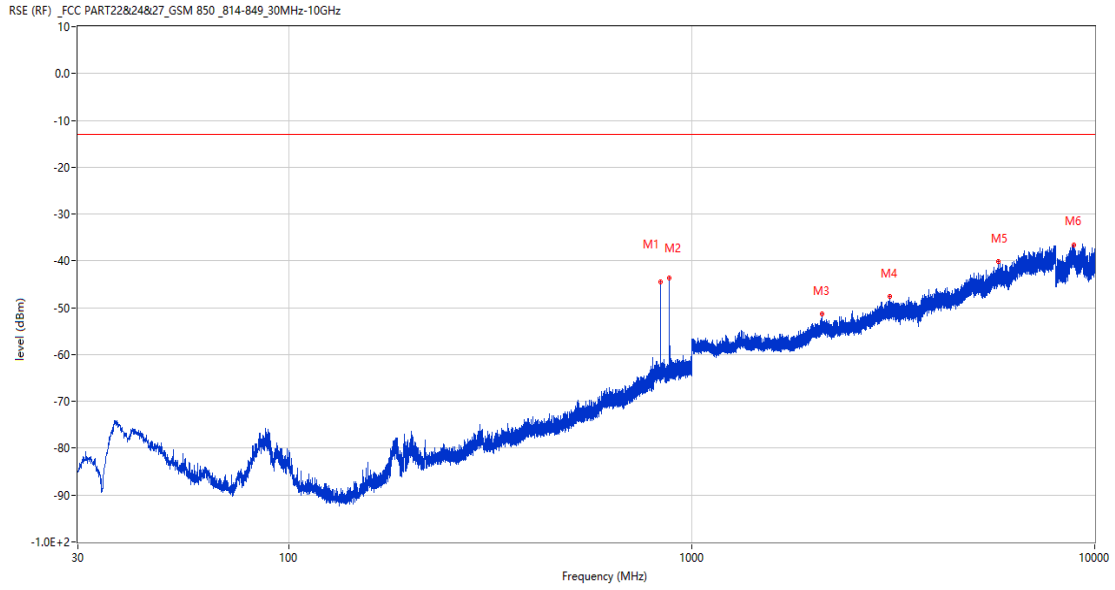
Frequency (MHz)	Result (dBm)	Factor (dB)	PK Limit (dBm)	Margin (dB)	Table (o)	ANT	EUT	Verdict
836.604	-44.51	7.13	-13.0	31.51	293.00	Horizontal	Horizontal	N/A
881.563	-46.62	6.75	-13.0	33.62	360.00	Horizontal	Horizontal	N/A
1338.300	-54.74	-2.67	-13.0	41.74	121.00	Horizontal	Horizontal	Pass
2510.700	-50.18	1.48	-13.0	37.18	239.00	Horizontal	Horizontal	Pass
6684.250	-38.06	16.99	-13.0	25.06	118.00	Horizontal	Horizontal	Pass
8814.701	-35.23	19.78	-13.0	22.23	155.00	Horizontal	Horizontal	Pass

RSE-H&V EGPRS 850 CH190



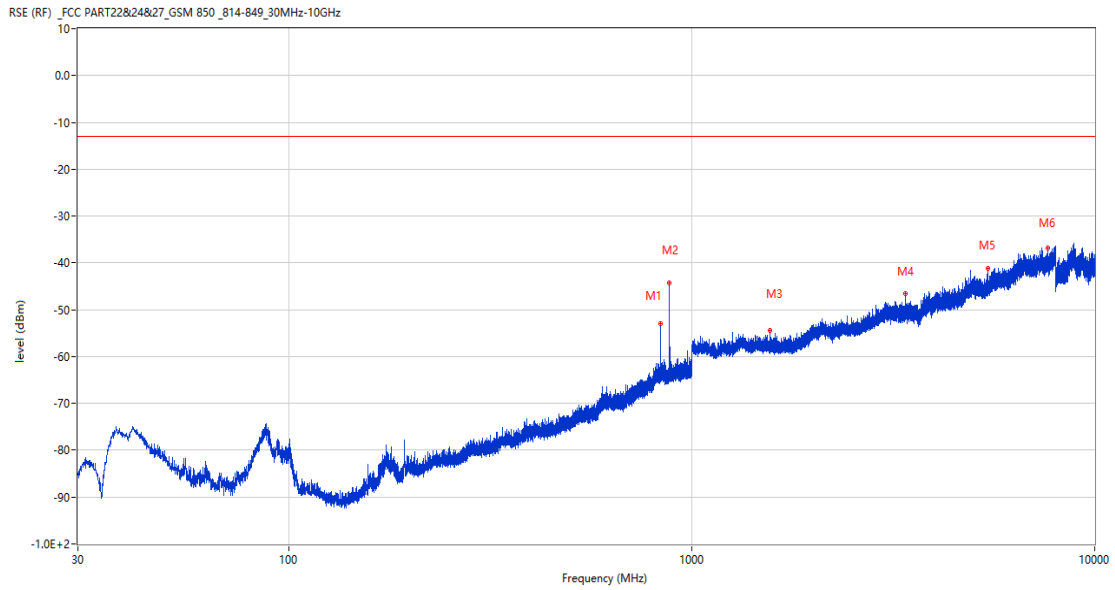
Frequency (MHz)	Result (dBm)	Factor (dB)	PK Limit (dBm)	Margin (dB)	Table (o)	ANT	EUT	Verdict
836.604	-47.93	7.13	-13.0	34.93	360.00	Horizontal	Vertical	N/A
881.660	-45.94	6.75	-13.0	32.94	360.00	Horizontal	Vertical	N/A
1311.500	-54.31	-2.96	-13.0	41.31	90.00	Horizontal	Vertical	Pass
3118.500	-48.10	6.48	-13.0	35.10	118.00	Horizontal	Vertical	Pass
5203.000	-41.97	12.47	-13.0	28.97	268.00	Horizontal	Vertical	Pass
7972.500	-36.03	18.13	-13.0	23.03	53.00	Horizontal	Vertical	Pass

RSE-V&V EGPRS 850 CH190



Frequency (MHz)	Result (dBm)	Factor (dB)	PK Limit (dBm)	Margin (dB)	Table (o)	ANT	EUT	Verdict
836.604	-44.57	7.13	-13.0	31.57	5.00	Vertical	Vertical	N/A
881.563	-43.73	6.75	-13.0	30.73	137.00	Vertical	Vertical	N/A
2107.900	-51.24	0.29	-13.0	38.24	184.00	Vertical	Vertical	Pass
3097.500	-47.63	6.41	-13.0	34.63	55.00	Vertical	Vertical	Pass
5754.500	-40.20	14.29	-13.0	27.20	333.00	Vertical	Vertical	Pass
8871.900	-36.62	20.09	-13.0	23.62	38.00	Vertical	Vertical	Pass

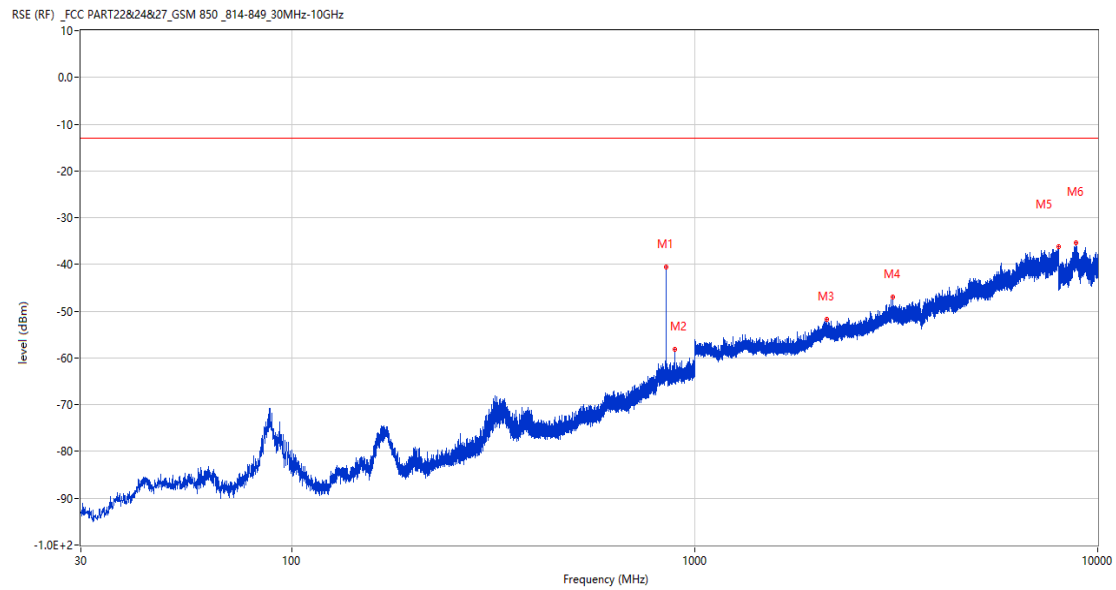
RSE-V&H EGPRS 850 CH190



Frequency (MHz)	Result (dBm)	Factor (dB)	PK Limit (dBm)	Margin (dB)	Table (o)	ANT	EUT	Verdict
836.604	-53.00	7.13	-13.0	40.00	0.00	Vertical	Horizontal	N/A
881.612	-44.30	6.75	-13.0	31.30	134.00	Vertical	Horizontal	N/A
1562.100	-54.51	-3.22	-13.0	41.51	239.00	Vertical	Horizontal	Pass
3388.750	-46.46	6.88	-13.0	33.46	299.00	Vertical	Horizontal	Pass
5440.250	-41.26	13.08	-13.0	28.26	315.00	Vertical	Horizontal	Pass
7644.250	-36.75	17.17	-13.0	23.75	315.00	Vertical	Horizontal	Pass

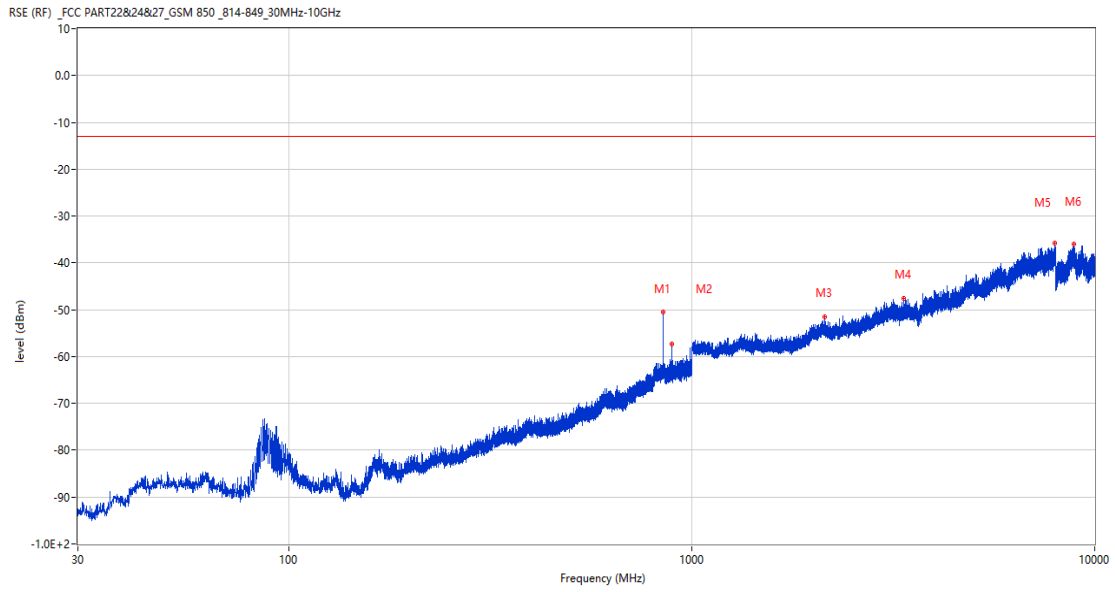
3.3 EGPRS 850 High Channel

RSE-H&H EGPRS 850 CH251



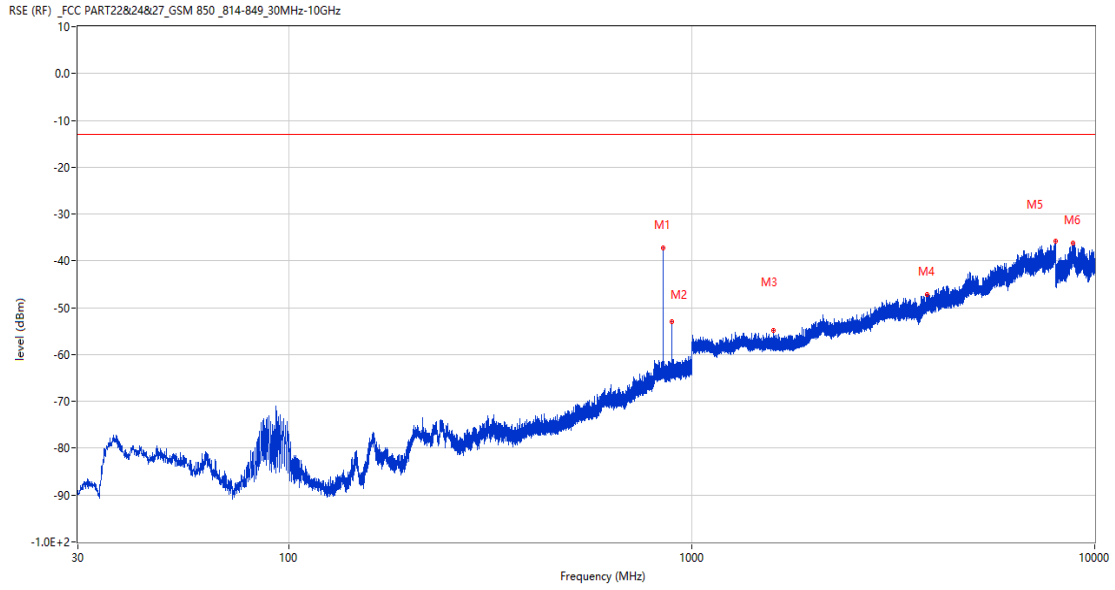
Frequency (MHz)	Result (dBm)	Factor (dB)	PK Limit (dBm)	Margin (dB)	Table (o)	ANT	EUT	Verdict
848.825	-40.53	7.31	-13.0	27.53	317.00	Horizontal	Horizontal	N/A
893.882	-58.25	6.88	-13.0	45.25	251.00	Horizontal	Horizontal	N/A
2128.000	-51.79	-0.32	-13.0	38.79	291.00	Horizontal	Horizontal	Pass
3095.750	-47.06	6.54	-13.0	34.06	251.00	Horizontal	Horizontal	Pass
7996.500	-36.27	18.80	-13.0	23.27	0.00	Horizontal	Horizontal	Pass
8845.300	-35.39	20.28	-13.0	22.39	40.00	Horizontal	Horizontal	Pass

RSE-H&V EGPRS 850 CH251



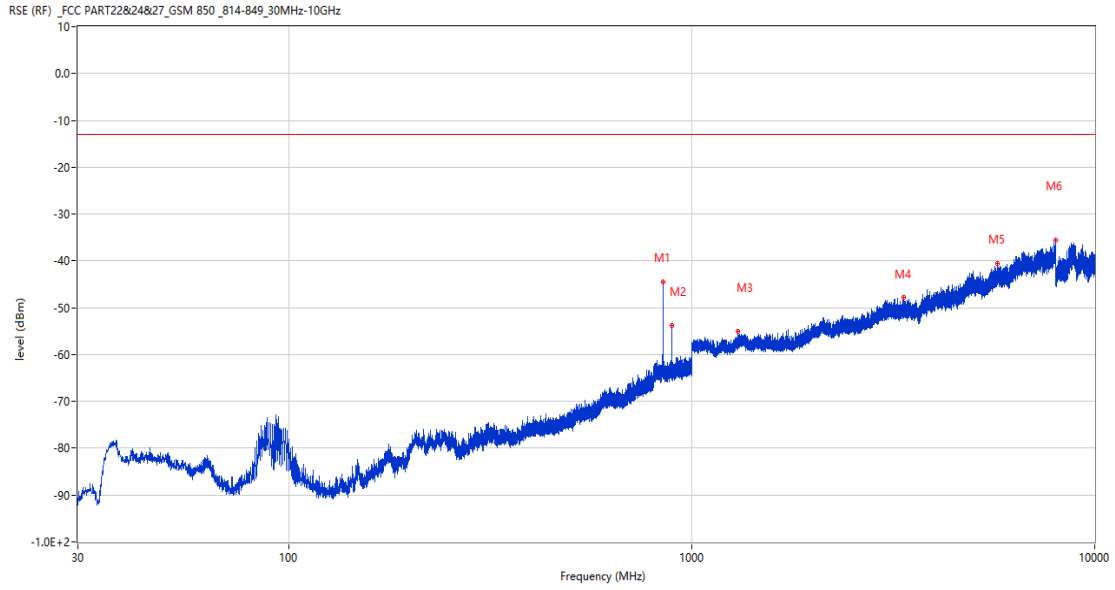
Frequency (MHz)	Result (dBm)	Factor (dB)	PK Limit (dBm)	Margin (dB)	Table (o)	ANT	EUT	Verdict
848.825	-50.47	7.31	-13.0	37.47	317.00	Horizontal	Vertical	N/A
893.785	-57.26	6.89	-13.0	44.26	79.00	Horizontal	Vertical	N/A
2139.000	-51.45	-0.13	-13.0	38.45	18.00	Horizontal	Vertical	Pass
3361.250	-47.50	6.75	-13.0	34.50	7.00	Horizontal	Vertical	Pass
7943.500	-35.80	18.88	-13.0	22.80	187.00	Horizontal	Vertical	Pass
8876.701	-35.92	20.03	-13.0	22.92	198.00	Horizontal	Vertical	Pass

RSE-V&V EGPRS 850 CH251



Frequency (MHz)	Result (dBm)	Factor (dB)	PK Limit (dBm)	Margin (dB)	Table (o)	ANT	EUT	Verdict
848.874	-37.22	7.31	-13.0	24.22	149.00	Vertical	Vertical	N/A
893.785	-52.90	6.89	-13.0	39.90	301.00	Vertical	Vertical	N/A
1595.500	-54.94	-3.61	-13.0	41.94	168.00	Vertical	Vertical	Pass
3842.250	-47.15	9.26	-13.0	34.15	3.00	Vertical	Vertical	Pass
7983.000	-35.78	18.17	-13.0	22.78	104.00	Vertical	Vertical	Pass
8843.400	-36.21	20.25	-13.0	23.21	287.00	Vertical	Vertical	Pass

RSE-V&H EGPRS 850 CH251

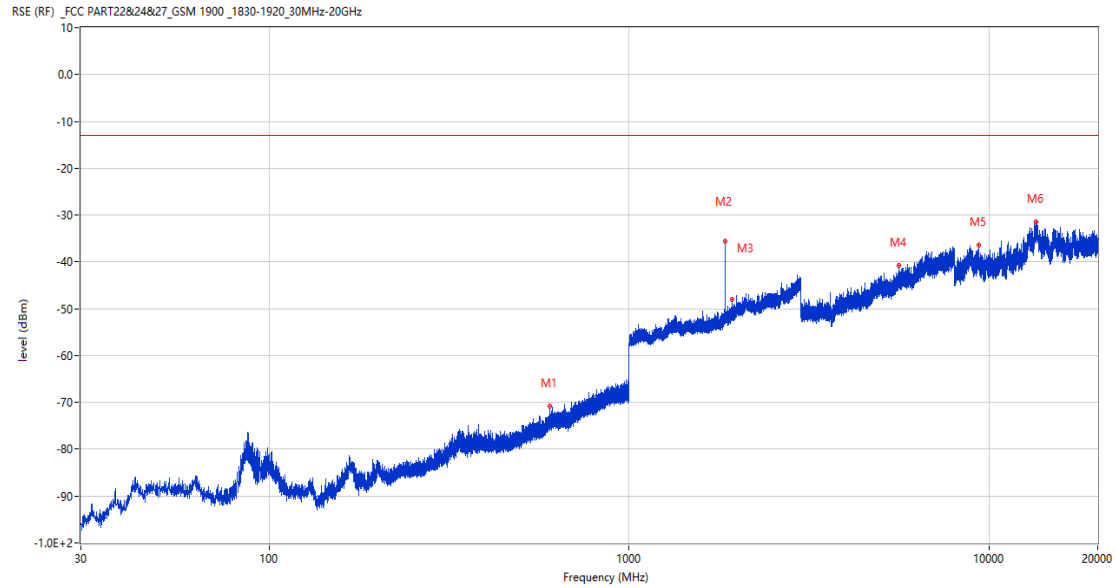


Frequency (MHz)	Result (dBm)	Factor (dB)	PK Limit (dBm)	Margin (dB)	Table (o)	ANT	EUT	Verdict
848.874	-44.40	7.31	-13.0	31.40	308.00	Vertical	Horizontal	N/A
893.882	-53.88	6.88	-13.0	40.88	271.00	Vertical	Horizontal	N/A
1304.700	-55.10	-2.74	-13.0	42.10	118.00	Vertical	Horizontal	Pass
3349.750	-47.88	7.05	-13.0	34.88	37.00	Vertical	Horizontal	Pass
5749.750	-40.48	14.11	-13.0	27.48	267.00	Vertical	Horizontal	Pass
7994.250	-35.52	18.70	-13.0	22.52	-3.00	Vertical	Horizontal	Pass

4 EGPRS 1900

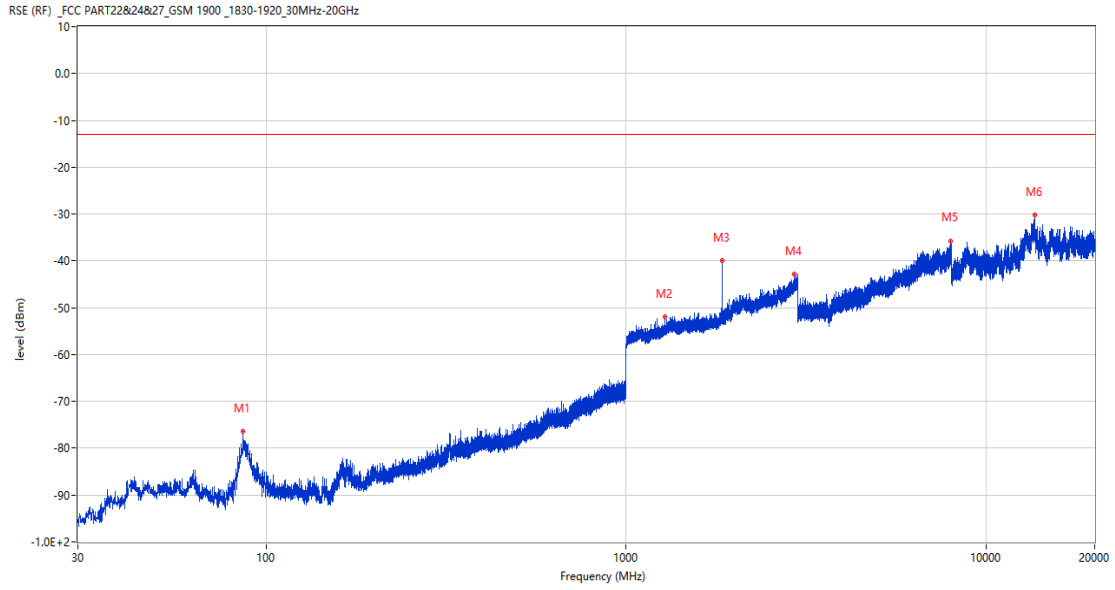
4.1 EGPRS 1900 Low Channel

RSE-H&H EGPRS 1900 CH512



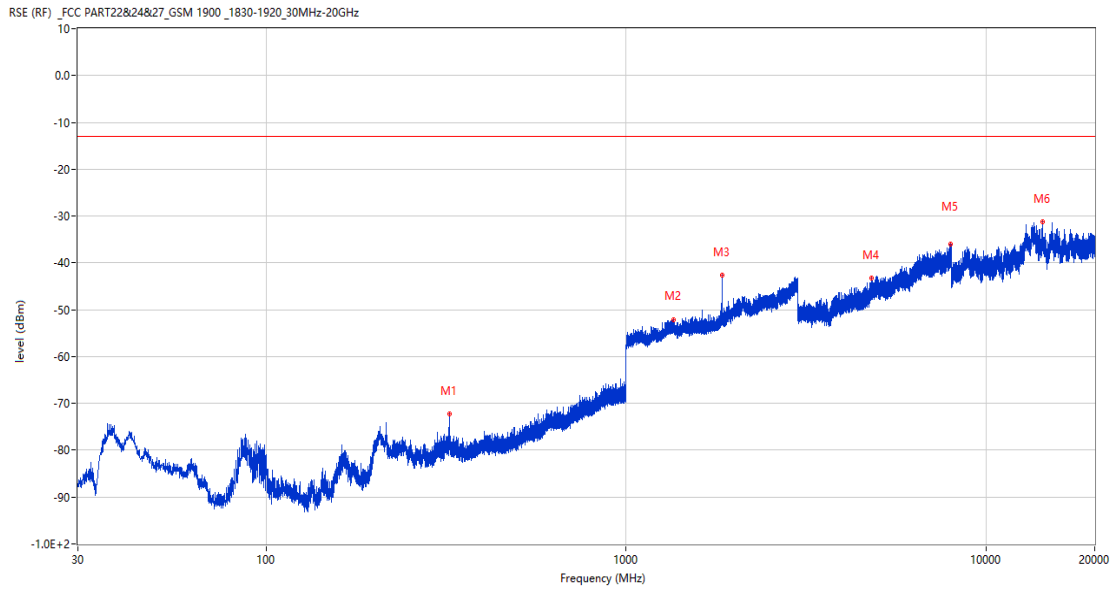
Frequency (MHz)	Result (dBm)	Factor (dB)	PK Limit (dBm)	Margin (dB)	Table (o)	ANT	EUT	Verdict
603.270	-70.77	-3.40	-13.0	57.77	1.00	Horizontal	Horizontal	Pass
1850.200	-35.48	2.53	-13.0	22.48	360.00	Horizontal	Horizontal	N/A
1930.200	-47.92	3.25	-13.0	34.92	289.00	Horizontal	Horizontal	N/A
5615.250	-40.81	13.69	-13.0	27.81	170.00	Horizontal	Horizontal	Pass
9335.700	-36.42	19.31	-13.0	23.42	60.00	Horizontal	Horizontal	Pass
13482.613	-31.41	24.14	-13.0	18.41	212.00	Horizontal	Horizontal	Pass

RSE-H&V EGPRS 1900 CH512



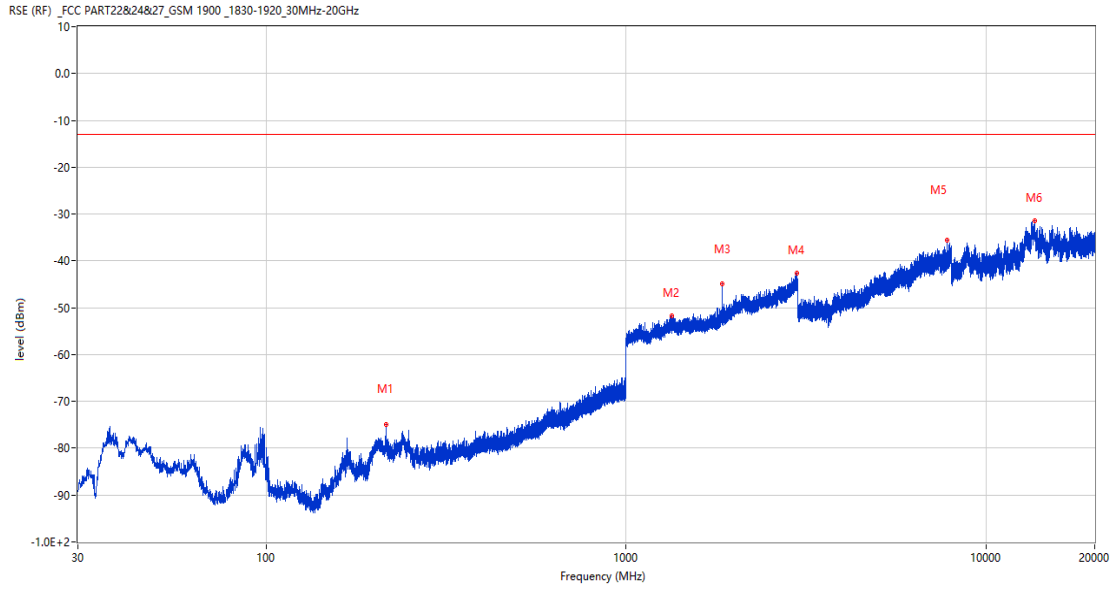
Frequency (MHz)	Result (dBm)	Factor (dB)	PK Limit (dBm)	Margin (dB)	Table (o)	ANT	EUT	Verdict
86.260	-76.37	-19.70	-13.0	63.37	351.00	Horizontal	Vertical	Pass
1278.600	-51.93	-0.08	-13.0	38.93	310.00	Horizontal	Vertical	Pass
1850.200	-39.86	2.53	-13.0	26.86	16.00	Horizontal	Vertical	N/A
2931.400	-42.87	10.26	-13.0	29.87	176.00	Horizontal	Vertical	Pass
7956.750	-35.70	18.44	-13.0	22.70	76.00	Horizontal	Vertical	Pass
13641.026	-30.17	24.84	-13.0	17.17	285.00	Horizontal	Vertical	Pass

RSE-V&V EGPRS 1900 CH512



Frequency (MHz)	Result (dBm)	Factor (dB)	PK Limit (dBm)	Margin (dB)	Table (o)	ANT	EUT	Verdict
323.231	-72.25	-11.01	-13.0	59.25	189.00	Vertical	Vertical	Pass
1353.400	-52.05	0.47	-13.0	39.05	292.00	Vertical	Vertical	Pass
1850.200	-42.63	2.53	-13.0	29.63	298.00	Vertical	Vertical	N/A
4811.750	-43.27	12.99	-13.0	30.27	329.00	Vertical	Vertical	Pass
7950.750	-35.91	18.62	-13.0	22.91	3.00	Vertical	Vertical	Pass
14313.463	-31.24	24.05	-13.0	18.24	120.00	Vertical	Vertical	Pass

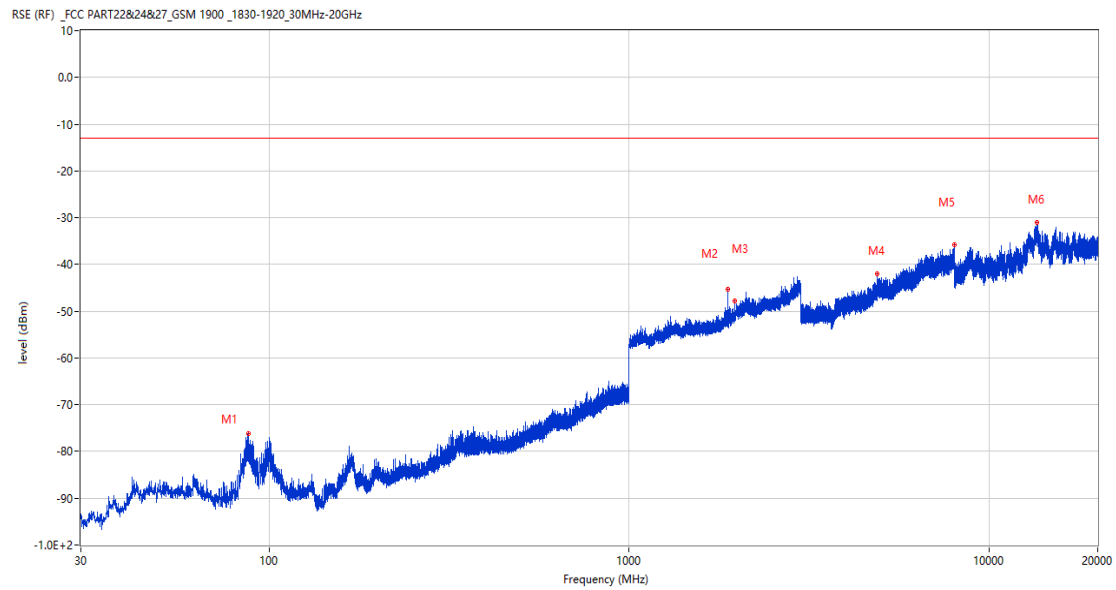
RSE-V&H EGPRS 1900 CH512



Frequency (MHz)	Result (dBm)	Factor (dB)	PK Limit (dBm)	Margin (dB)	Table (o)	ANT	EUT	Verdict
215.173	-74.96	-15.30	-13.0	61.96	352.00	Vertical	Horizontal	Pass
1337.300	-51.71	0.57	-13.0	38.71	213.00	Vertical	Horizontal	Pass
1850.400	-44.99	2.53	-13.0	31.99	5.00	Vertical	Horizontal	N/A
2981.400	-42.69	10.93	-13.0	29.69	250.00	Vertical	Horizontal	Pass
7791.500	-35.54	18.28	-13.0	22.54	361.00	Vertical	Horizontal	Pass
13637.763	-31.47	24.84	-13.0	18.47	72.00	Vertical	Horizontal	Pass

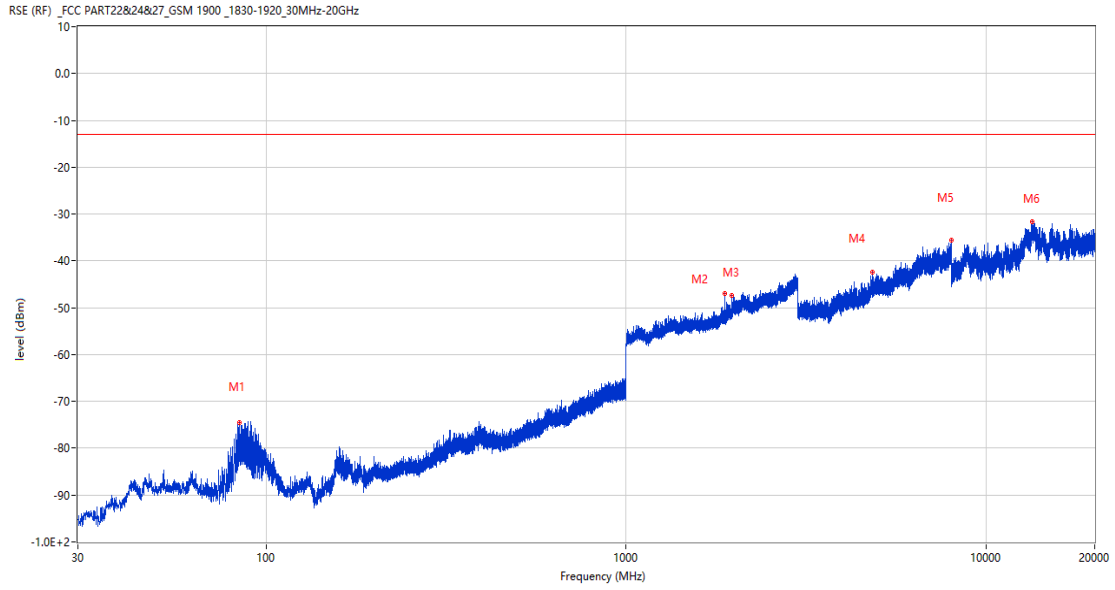
4.2 EGPRS 1900 Middle Channel

RSE-H&H EGPRS 1900 CH661



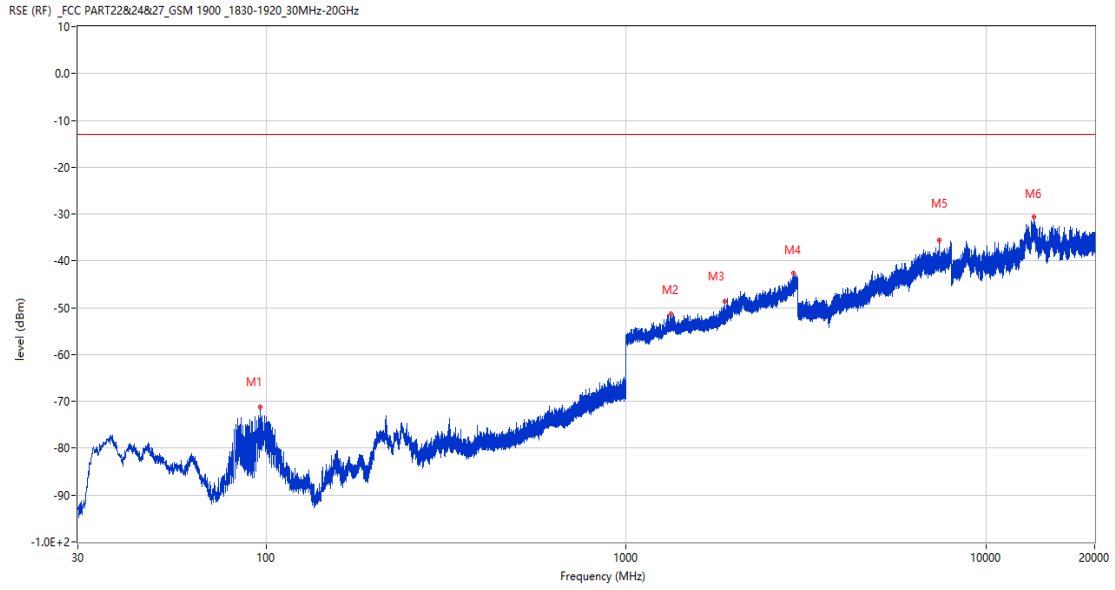
Frequency (MHz)	Result (dBm)	Factor (dB)	PK Limit (dBm)	Margin (dB)	Table (o)	ANT	EUT	Verdict
87.376	-76.14	-19.32	-13.0	63.14	0.00	Horizontal	Horizontal	Pass
1880.100	-45.39	2.76	-13.0	32.39	6.00	Horizontal	Horizontal	N/A
1960.000	-47.80	3.41	-13.0	34.80	280.00	Horizontal	Horizontal	N/A
4879.750	-42.09	12.65	-13.0	29.09	192.00	Horizontal	Horizontal	Pass
8000.000	-35.80	19.04	-13.0	22.80	43.00	Horizontal	Horizontal	Pass
13592.088	-31.06	24.93	-13.0	18.06	209.00	Horizontal	Horizontal	Pass

RSE-H&V EGPRS 1900 CH661



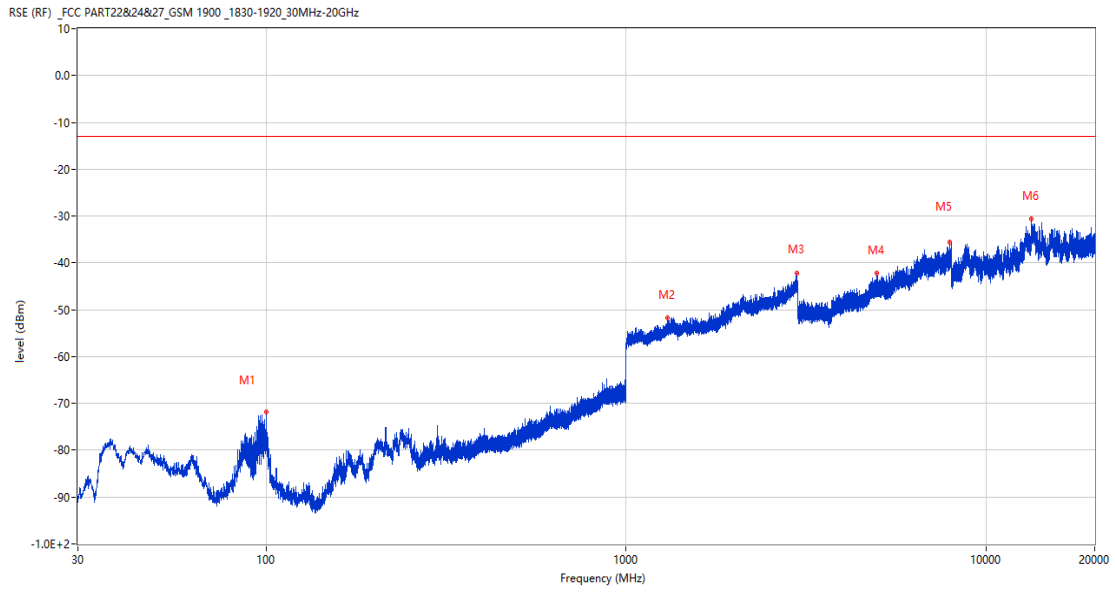
Frequency (MHz)	Result (dBm)	Factor (dB)	PK Limit (dBm)	Margin (dB)	Table (o)	ANT	EUT	Verdict
84.368	-74.57	-19.90	-13.0	61.57	134.00	Horizontal	Vertical	Pass
1880.100	-47.05	2.76	-13.0	34.05	44.00	Horizontal	Vertical	N/A
1960.000	-47.29	3.41	-13.0	34.29	210.00	Horizontal	Vertical	N/A
4820.500	-42.51	12.91	-13.0	29.51	152.00	Horizontal	Vertical	Pass
7992.000	-35.59	18.51	-13.0	22.59	234.00	Horizontal	Vertical	Pass
13406.850	-31.54	24.80	-13.0	18.54	148.00	Horizontal	Vertical	Pass

RSE-V&V EGPRS 1900 CH661



Frequency (MHz)	Result (dBm)	Factor (dB)	PK Limit (dBm)	Margin (dB)	Table (o)	ANT	EUT	Verdict
96.202	-71.17	-18.60	-13.0	58.17	28.00	Vertical	Vertical	Pass
1327.600	-51.22	0.72	-13.0	38.22	132.00	Vertical	Vertical	Pass
1880.000	-48.63	2.76	-13.0	35.63	84.00	Vertical	Vertical	N/A
2915.700	-42.68	10.99	-13.0	29.68	261.00	Vertical	Vertical	Pass
7391.000	-35.56	17.67	-13.0	22.56	109.00	Vertical	Vertical	Pass
13539.162	-30.62	24.94	-13.0	17.62	333.00	Vertical	Vertical	Pass

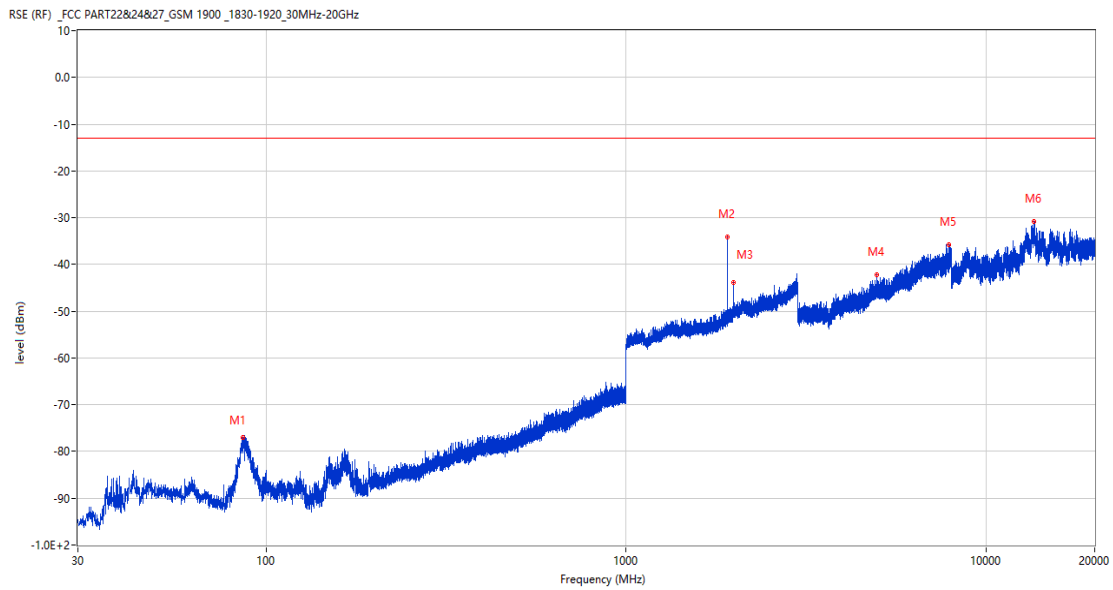
RSE-V&H EGPRS 1900 CH661



Frequency (MHz)	Result (dBm)	Factor (dB)	PK Limit (dBm)	Margin (dB)	Table (o)	ANT	EUT	Verdict
99.888	-71.82	-18.61	-13.0	58.82	219.00	Vertical	Horizontal	Pass
1303.400	-51.82	0.71	-13.0	38.82	0.00	Vertical	Horizontal	Pass
2972.600	-42.12	11.91	-13.0	29.12	286.00	Vertical	Horizontal	Pass
4972.250	-42.28	13.50	-13.0	29.28	3.00	Vertical	Horizontal	Pass
7905.000	-35.62	17.95	-13.0	22.62	3.00	Vertical	Horizontal	Pass
13367.338	-30.68	24.65	-13.0	17.68	95.00	Vertical	Horizontal	Pass

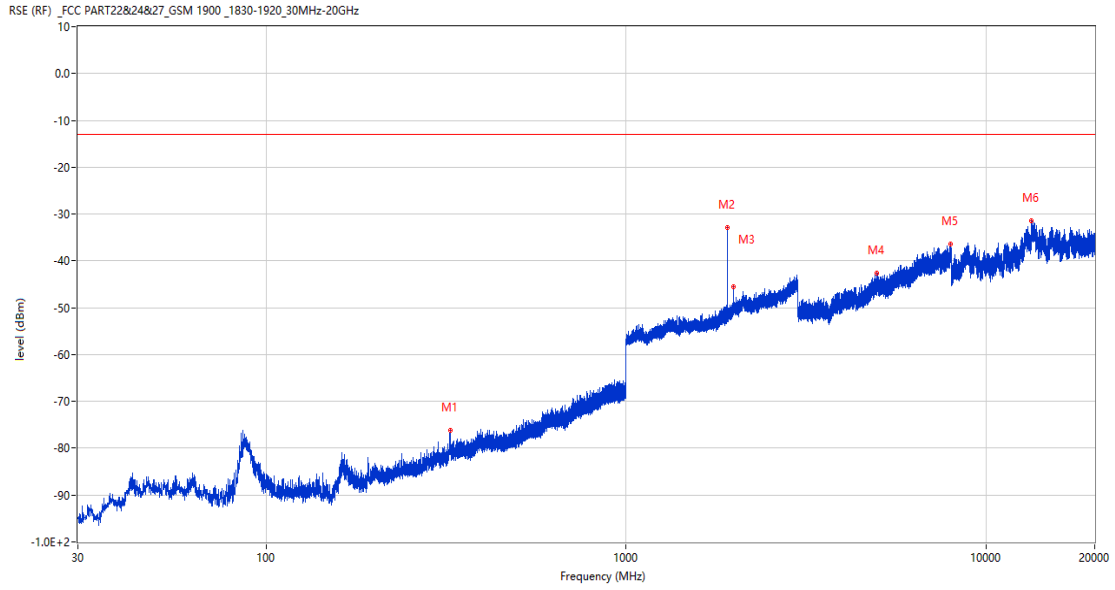
4.3 EGPRS 1900 High Channel

RSE-H&H EGPRS 1900 CH810



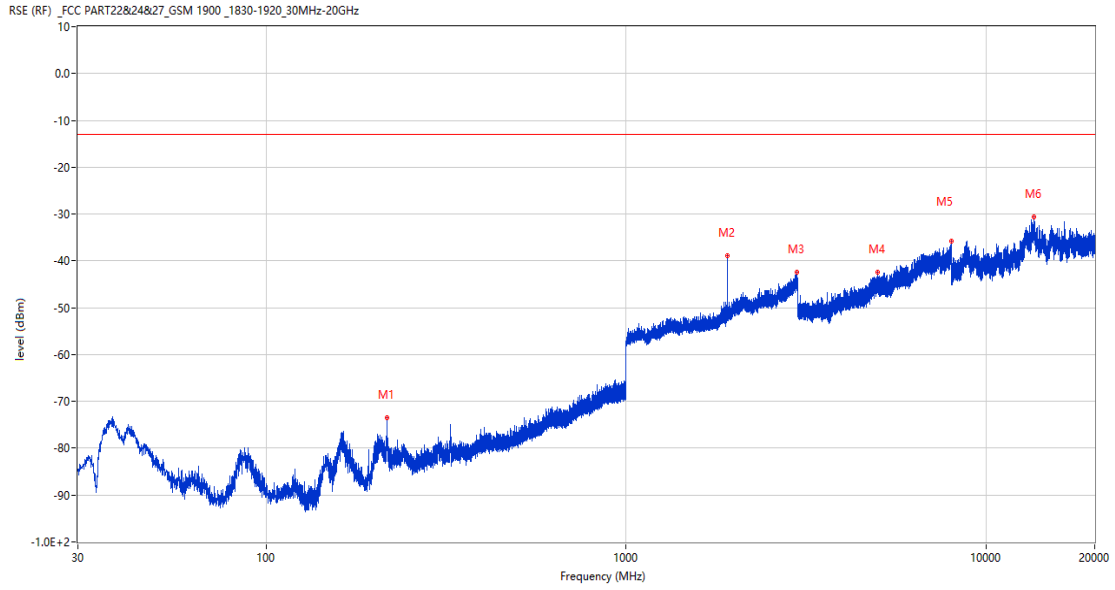
Frequency (MHz)	Result (dBm)	Factor (dB)	PK Limit (dBm)	Margin (dB)	Table (o)	ANT	EUT	Verdict
86.212	-77.10	-19.72	-13.0	64.10	323.00	Horizontal	Horizontal	Pass
1909.600	-34.14	3.09	-13.0	21.14	352.00	Horizontal	Horizontal	N/A
1989.500	-43.92	4.58	-13.0	30.92	280.00	Horizontal	Horizontal	N/A
4959.250	-42.15	12.98	-13.0	29.15	293.00	Horizontal	Horizontal	Pass
7876.500	-35.81	17.87	-13.0	22.81	310.00	Horizontal	Horizontal	Pass
13538.076	-30.86	24.91	-13.0	17.86	286.00	Horizontal	Horizontal	Pass

RSE-H&V EGPRS 1900 CH810



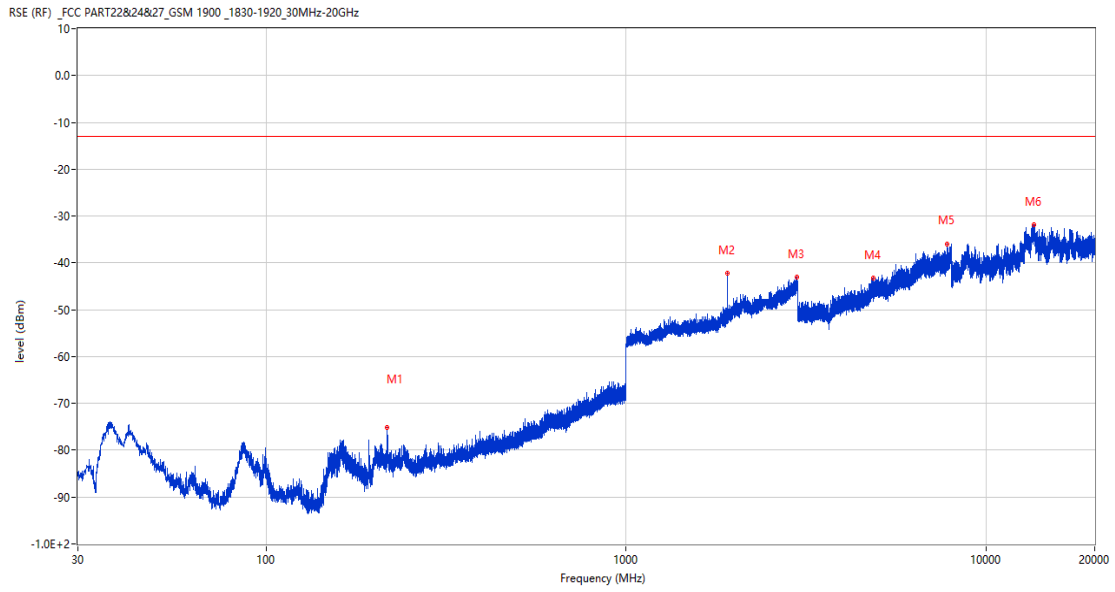
Frequency (MHz)	Result (dBm)	Factor (dB)	PK Limit (dBm)	Margin (dB)	Table (o)	ANT	EUT	Verdict
324.686	-76.10	-10.95	-13.0	63.10	262.00	Horizontal	Vertical	Pass
1909.700	-32.98	3.09	-13.0	19.98	44.00	Horizontal	Vertical	N/A
1990.000	-45.53	4.60	-13.0	32.53	291.00	Horizontal	Vertical	N/A
4960.750	-42.70	13.06	-13.0	29.70	3.00	Horizontal	Vertical	Pass
7956.750	-36.50	18.44	-13.0	23.50	185.00	Horizontal	Vertical	Pass
13366.250	-31.44	24.64	-13.0	18.44	319.00	Horizontal	Vertical	Pass

RSE-V&V EGPRS 1900 CH810



Frequency (MHz)	Result (dBm)	Factor (dB)	PK Limit (dBm)	Margin (dB)	Table (o)	ANT	EUT	Verdict
216.580	-73.50	-15.10	-13.0	60.50	0.00	Vertical	Vertical	Pass
1909.500	-38.86	3.08	-13.0	25.86	268.00	Vertical	Vertical	N/A
2970.100	-42.49	11.87	-13.0	29.49	354.00	Vertical	Vertical	Pass
4999.750	-42.51	12.78	-13.0	29.51	125.00	Vertical	Vertical	Pass
7996.000	-35.75	18.76	-13.0	22.75	77.00	Vertical	Vertical	Pass
13561.638	-30.62	25.14	-13.0	17.62	72.00	Vertical	Vertical	Pass

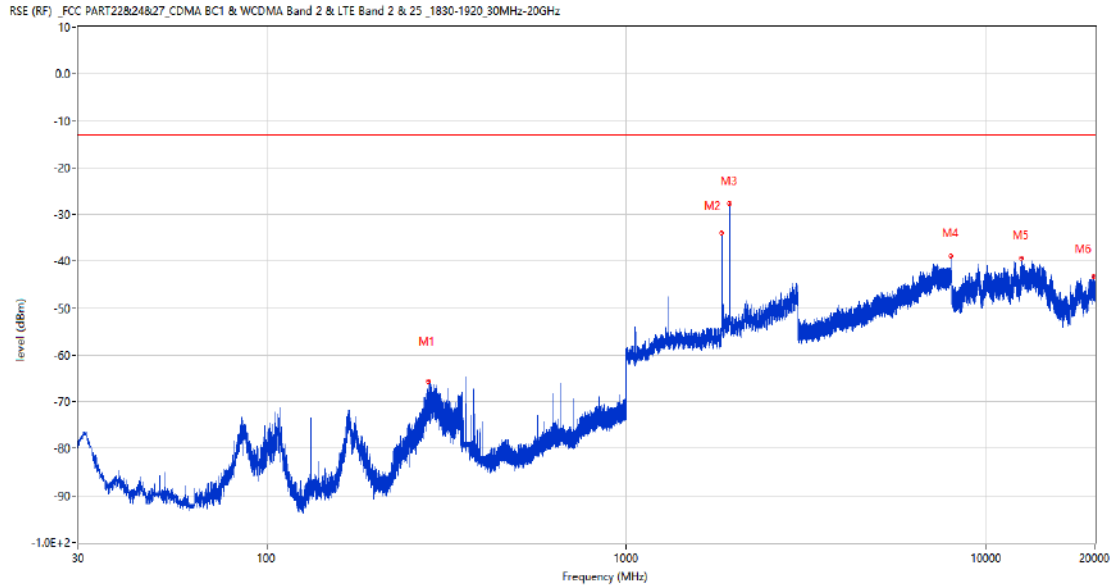
RSE-V&H EGPRS 1900 CH810



Frequency (MHz)	Result (dBm)	Factor (dB)	PK Limit (dBm)	Margin (dB)	Table (o)	ANT	EUT	Verdict
217.113	-75.11	-15.06	-13.0	62.11	339.00	Vertical	Horizontal	Pass
1909.700	-42.30	3.09	-13.0	29.30	70.00	Vertical	Horizontal	N/A
2969.500	-43.06	11.88	-13.0	30.06	220.00	Vertical	Horizontal	Pass
4856.250	-43.21	12.51	-13.0	30.21	33.00	Vertical	Horizontal	Pass
7774.500	-35.91	18.10	-13.0	22.91	333.00	Vertical	Horizontal	Pass
13584.838	-31.88	24.98	-13.0	18.88	288.00	Vertical	Horizontal	Pass

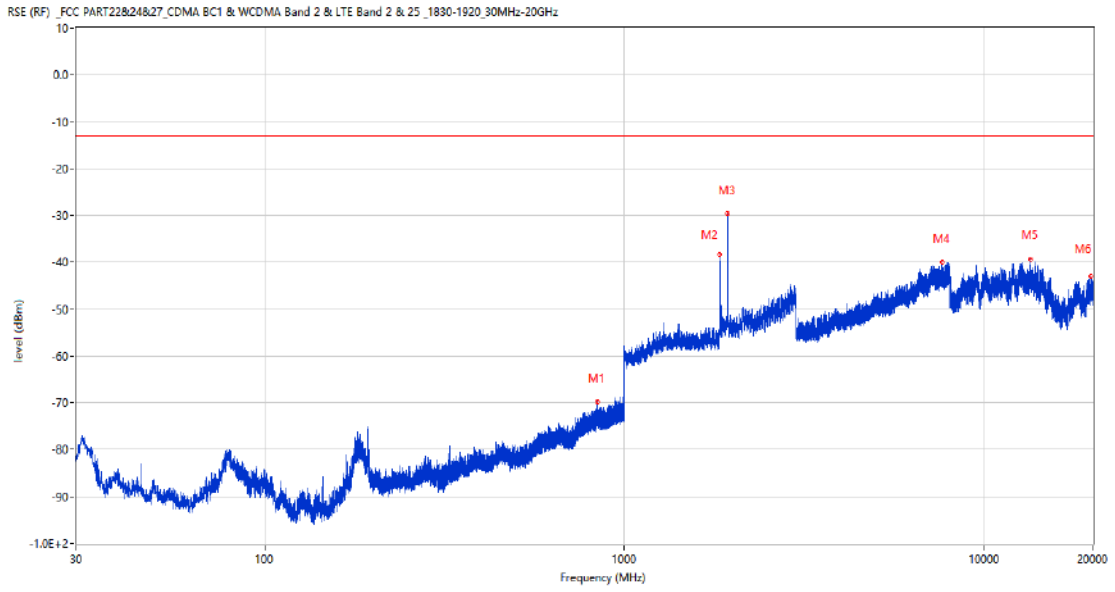
WCDMA
 5 WCDMA Band 2
 5.1 WCDMA Band 2 Low Channel

RSE-H&H WCDMA Band 2 CH9262



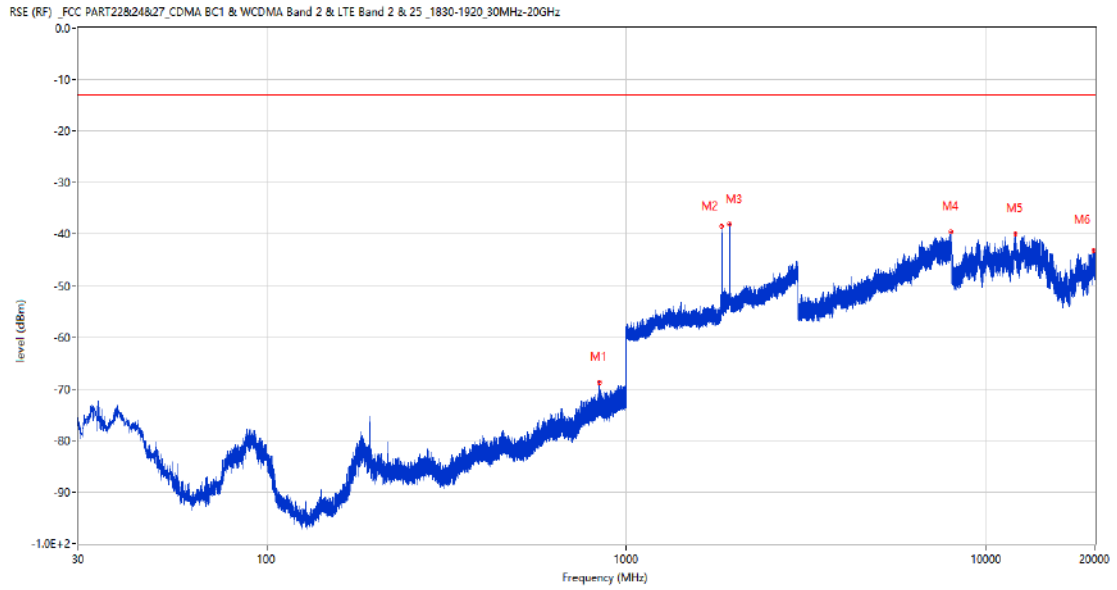
Frequency (MHz)	Result (dBm)	Factor (dB)	PK Limit (dBm)	Margin (dB)	Table (o)	ANT	EUT	Verdict
281.230	-65.65	-13.07	-13.0	52.65	92.00	Horizontal	Horizontal	Pass
1841.800	-33.95	1.08	-13.0	20.95	278.00	Horizontal	Horizontal	N/A
1931.800	-27.72	1.94	-13.0	14.72	252.00	Horizontal	Horizontal	N/A
7969.250	-38.98	15.29	-13.0	25.98	179.00	Horizontal	Horizontal	Pass
12488.275	-39.24	14.46	-13.0	26.24	66.00	Horizontal	Horizontal	Pass
19772.713	-43.21	12.67	-13.0	30.21	1.00	Horizontal	Horizontal	Pass

RSE-H&V WCDMA Band 2 CH9262



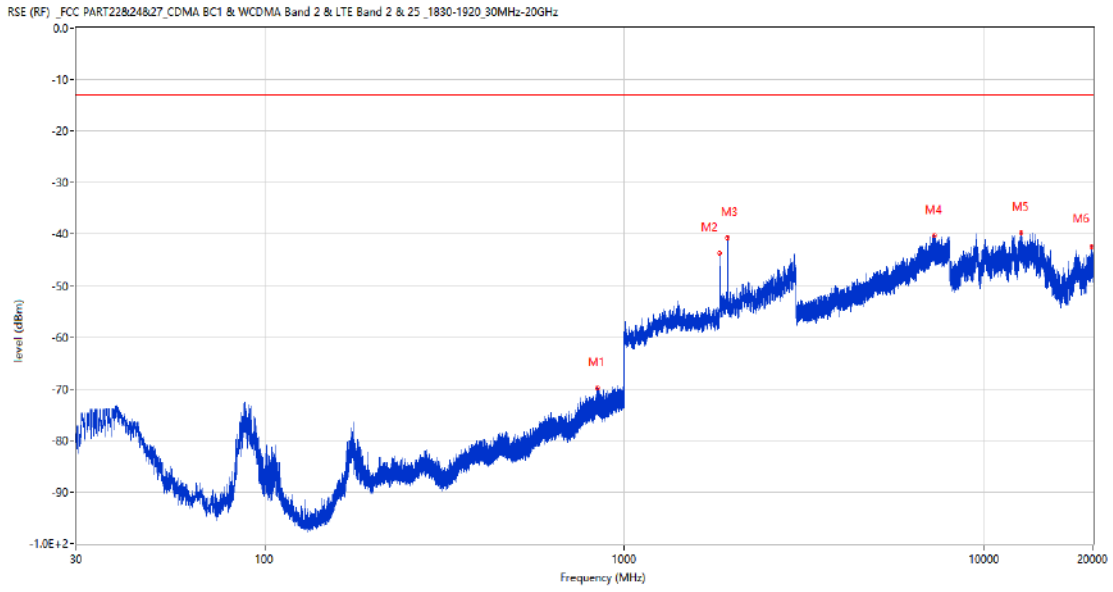
Frequency (MHz)	Result (dBm)	Factor (dB)	PK Limit (dBm)	Margin (dB)	Table (o)	ANT	EUT	Verdict
839.998	-69.80	-0.14	-13.0	56.80	146.00	Horizontal	Vertical	Pass
1841.700	-38.23	1.08	-13.0	25.23	163.00	Horizontal	Vertical	N/A
1932.300	-29.67	1.88	-13.0	16.67	239.00	Horizontal	Vertical	N/A
7595.500	-40.03	13.78	-13.0	27.03	-1.00	Horizontal	Vertical	Pass
13397.425	-39.21	16.68	-13.0	26.21	362.00	Horizontal	Vertical	Pass
19708.187	-43.10	12.65	-13.0	30.10	276.00	Horizontal	Vertical	Pass

RSE-V&V WCDMA Band 2 CH9262



Frequency (MHz)	Result (dBm)	Factor (dB)	PK Limit (dBm)	Margin (dB)	Table (o)	ANT	EUT	Verdict
839.998	-68.82	-0.14	-13.0	55.82	23.00	Vertical	Vertical	Pass
1841.200	-38.39	1.08	-13.0	25.39	301.00	Vertical	Vertical	N/A
1931.800	-38.11	1.94	-13.0	25.11	120.00	Vertical	Vertical	N/A
7966.500	-39.54	15.17	-13.0	26.54	361.00	Vertical	Vertical	Pass
11993.562	-39.87	14.01	-13.0	26.87	65.00	Vertical	Vertical	Pass
19760.386	-43.04	12.67	-13.0	30.04	341.00	Vertical	Vertical	Pass

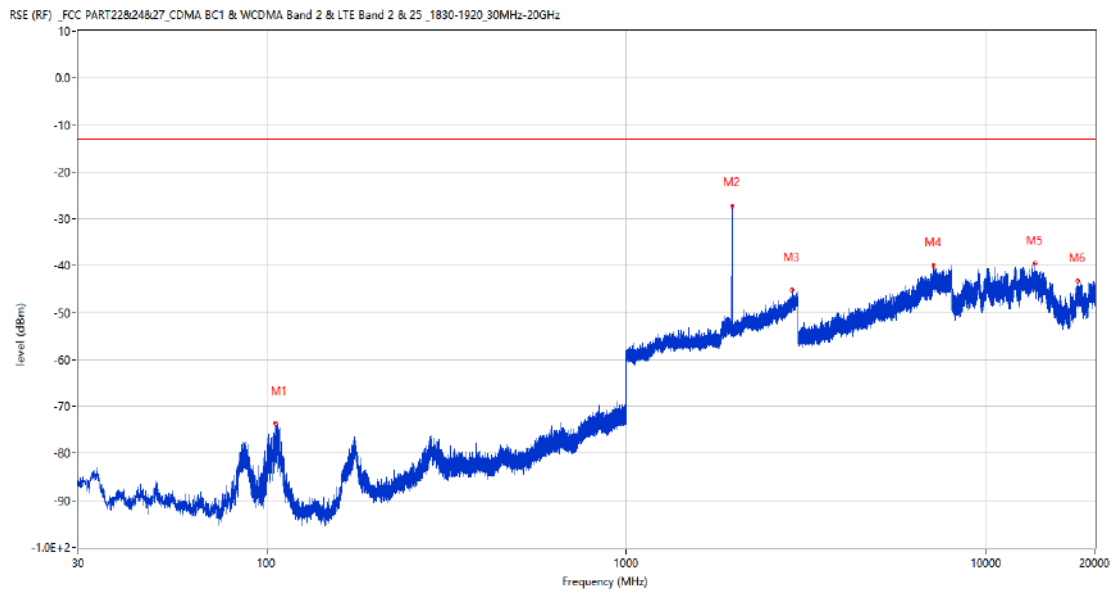
RSE-V&H WCDMA Band 2 CH9262



Frequency (MHz)	Result (dBm)	Factor (dB)	PK Limit (dBm)	Margin (dB)	Table (o)	ANT	EUT	Verdict
839.998	-69.80	-0.14	-13.0	56.80	213.00	Vertical	Horizontal	Pass
1841.100	-43.62	1.08	-13.0	30.62	182.00	Vertical	Horizontal	N/A
1934.100	-40.59	1.71	-13.0	27.59	124.00	Vertical	Horizontal	N/A
7230.500	-40.23	14.27	-13.0	27.23	236.00	Vertical	Horizontal	Pass
12599.425	-39.69	13.98	-13.0	26.69	121.00	Vertical	Horizontal	Pass
19758.574	-42.29	12.67	-13.0	29.29	346.00	Vertical	Horizontal	Pass

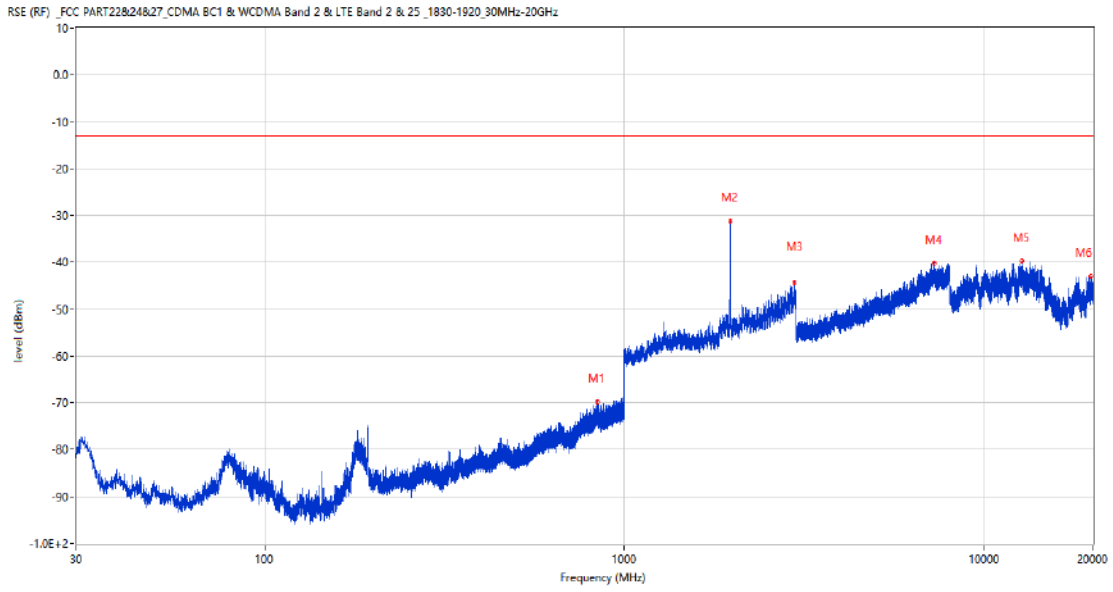
5.2 WCDMA Band 2 Middle Channel

RSE-H&H WCDMA Band 2 CH9400



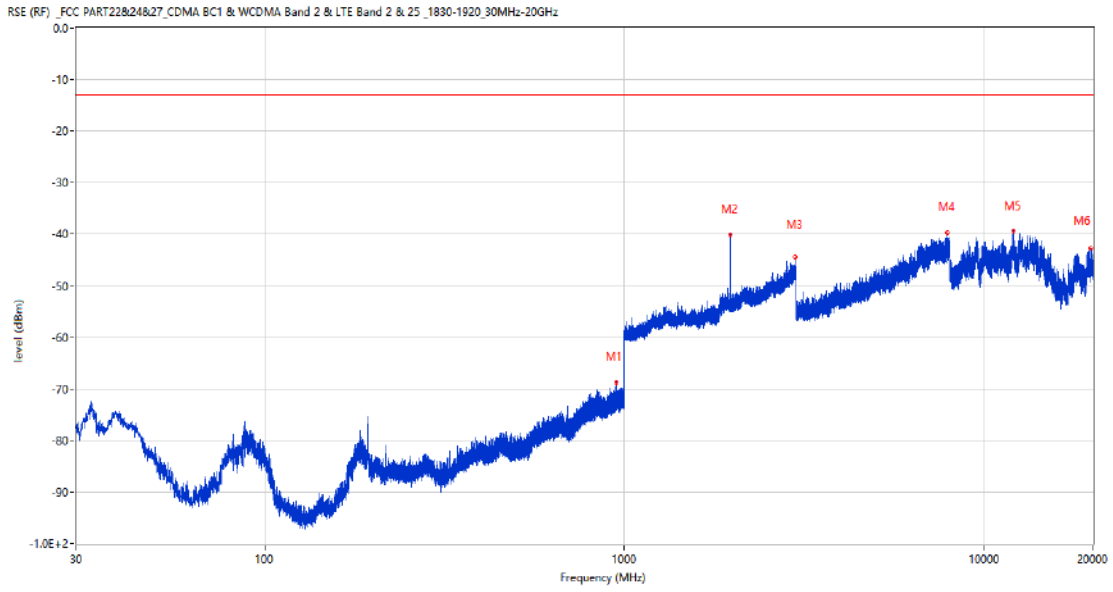
Frequency (MHz)	Result (dBm)	Factor (dB)	PK Limit (dBm)	Margin (dB)	Table (o)	ANT	EUT	Verdict
105.854	-73.51	-18.99	-13.0	60.51	245.00	Horizontal	Horizontal	Pass
1962.100	-27.21	1.45	-13.0	14.21	256.00	Horizontal	Horizontal	N/A
2885.800	-45.12	9.53	-13.0	32.12	64.00	Horizontal	Horizontal	Pass
7132.000	-39.85	13.75	-13.0	26.85	261.00	Horizontal	Horizontal	Pass
13643.924	-39.56	16.44	-13.0	26.56	290.00	Horizontal	Horizontal	Pass
17938.463	-43.31	13.34	-13.0	30.31	361.00	Horizontal	Horizontal	Pass

RSE-H&V WCDMA Band 2 CH9400



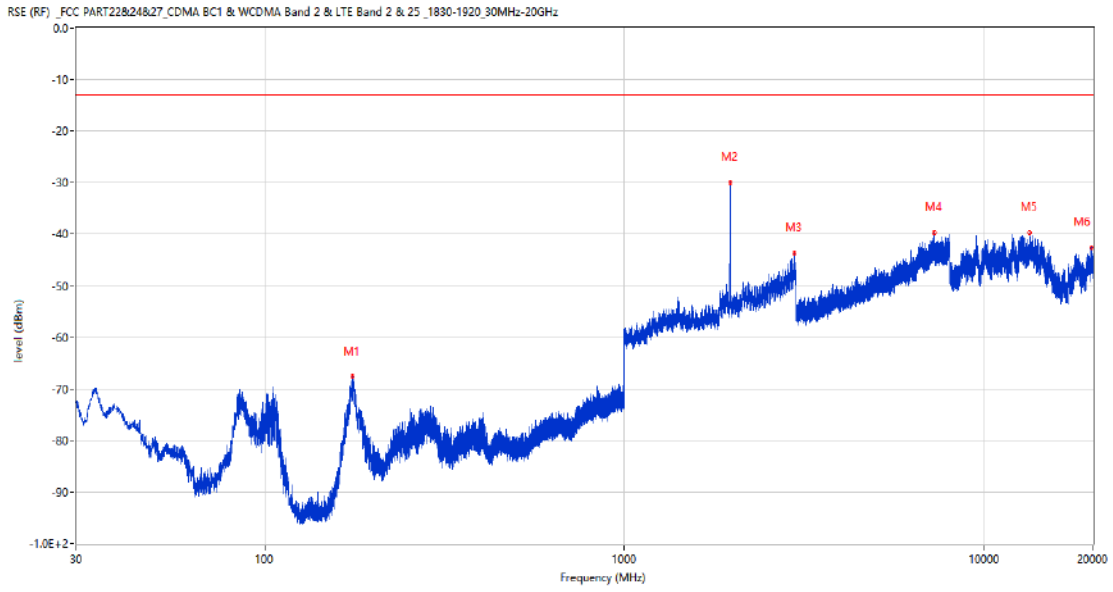
Frequency (MHz)	Result (dBm)	Factor (dB)	PK Limit (dBm)	Margin (dB)	Table (o)	ANT	EUT	Verdict
839.998	-69.80	-0.14	-13.0	56.80	174.00	Horizontal	Vertical	Pass
1961.400	-31.14	1.36	-13.0	18.14	253.00	Horizontal	Vertical	N/A
2966.600	-44.29	10.26	-13.0	31.29	-1.00	Horizontal	Vertical	Pass
7258.500	-40.10	14.64	-13.0	27.10	361.00	Horizontal	Vertical	Pass
12687.300	-39.73	14.68	-13.0	26.73	313.00	Horizontal	Vertical	Pass
19694.776	-43.03	12.65	-13.0	30.03	226.00	Horizontal	Vertical	Pass

RSE-V&V WCDMA Band 2 CH9400



Frequency (MHz)	Result (dBm)	Factor (dB)	PK Limit (dBm)	Margin (dB)	Table (o)	ANT	EUT	Verdict
947.814	-68.73	1.01	-13.0	55.73	150.00	Vertical	Vertical	Pass
1961.500	-40.11	1.39	-13.0	27.11	115.00	Vertical	Vertical	N/A
2984.500	-44.51	9.41	-13.0	31.51	259.00	Vertical	Vertical	Pass
7874.500	-39.73	14.68	-13.0	26.73	325.00	Vertical	Vertical	Pass
11985.250	-39.45	14.02	-13.0	26.45	159.00	Vertical	Vertical	Pass
19716.162	-42.68	12.66	-13.0	29.68	1.00	Vertical	Vertical	Pass

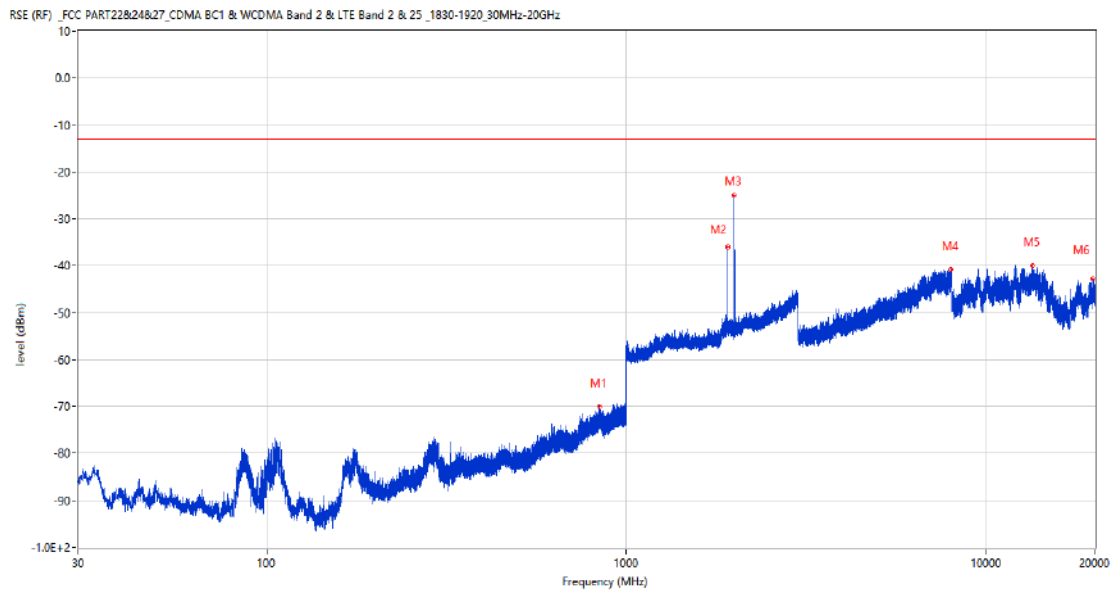
RSE-V&H WCDMA Band 2 CH9400



Frequency (MHz)	Result (dBm)	Factor (dB)	PK Limit (dBm)	Margin (dB)	Table (o)	ANT	EUT	Verdict
174.918	-67.56	-18.15	-13.0	54.56	60.00	Vertical	Horizontal	Pass
1962.100	-29.90	1.45	-13.0	16.90	246.00	Vertical	Horizontal	N/A
2967.300	-43.66	10.18	-13.0	30.66	361.00	Vertical	Horizontal	Pass
7228.750	-39.74	14.30	-13.0	26.74	135.00	Vertical	Horizontal	Pass
13371.688	-39.69	16.73	-13.0	26.69	40.00	Vertical	Horizontal	Pass
19770.538	-42.51	12.67	-13.0	29.51	140.00	Vertical	Horizontal	Pass

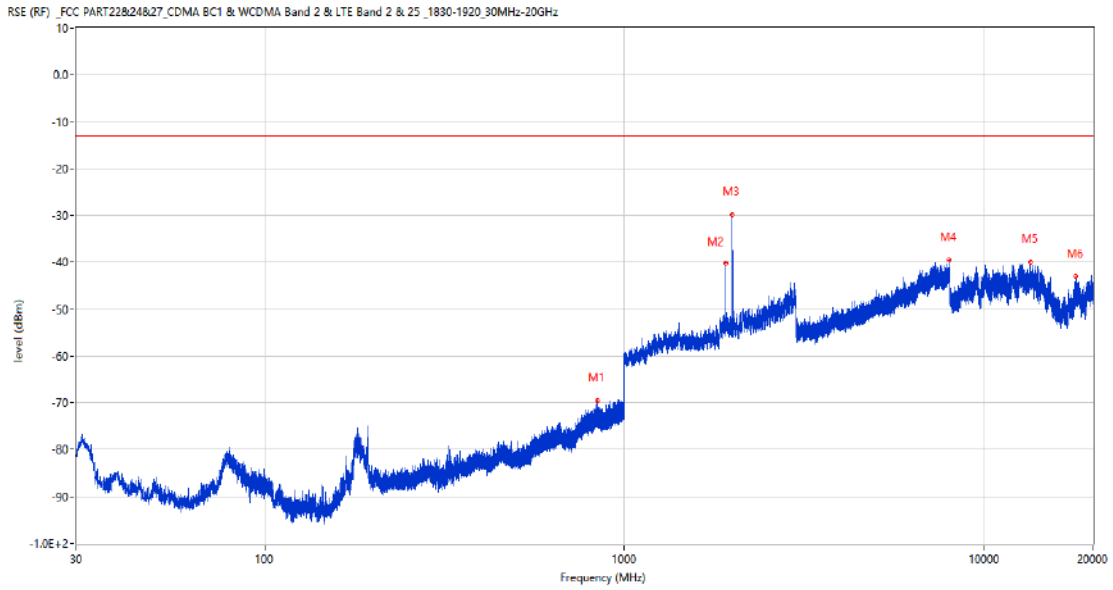
5.3 WCDMA Band 2 High Channel

RSE-H&H WCDMA Band 2 CH9538



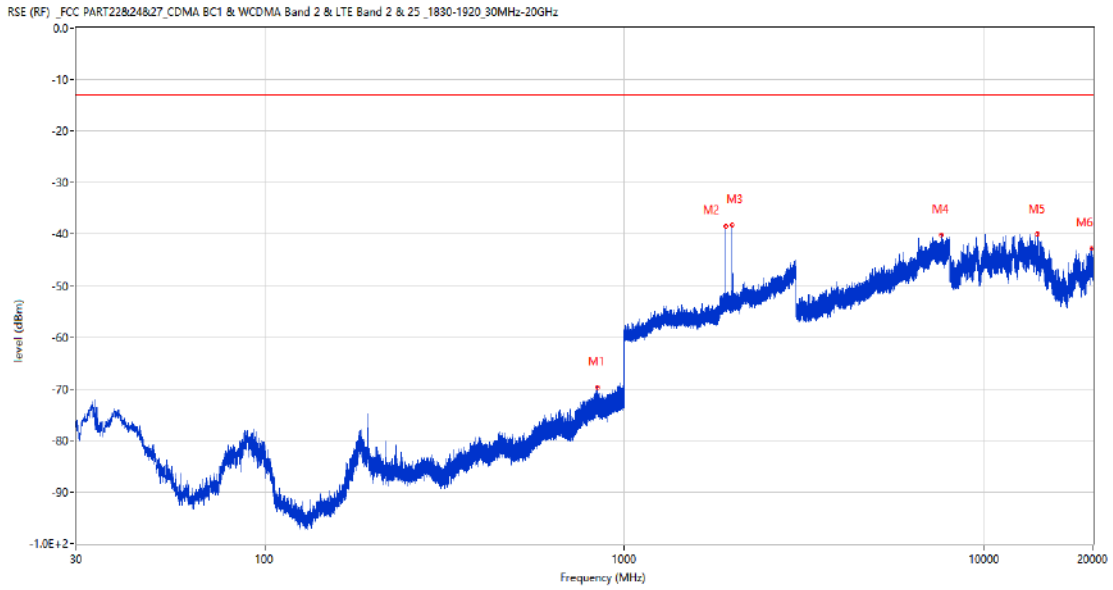
Frequency (MHz)	Result (dBm)	Factor (dB)	PK Limit (dBm)	Margin (dB)	Table (o)	ANT	EUT	Verdict
839.998	-69.99	-0.14	-13.0	56.99	37.00	Horizontal	Horizontal	Pass
1909.300	-36.07	1.96	-13.0	23.07	329.00	Horizontal	Horizontal	N/A
1989.400	-25.08	0.93	-13.0	12.08	251.00	Horizontal	Horizontal	N/A
7965.500	-40.75	14.99	-13.0	27.75	180.00	Horizontal	Horizontal	Pass
13388.000	-39.90	16.70	-13.0	26.90	105.00	Horizontal	Horizontal	Pass
19643.662	-42.81	12.64	-13.0	29.81	-1.00	Horizontal	Horizontal	Pass

RSE-H&V WCDMA Band 2 CH9538



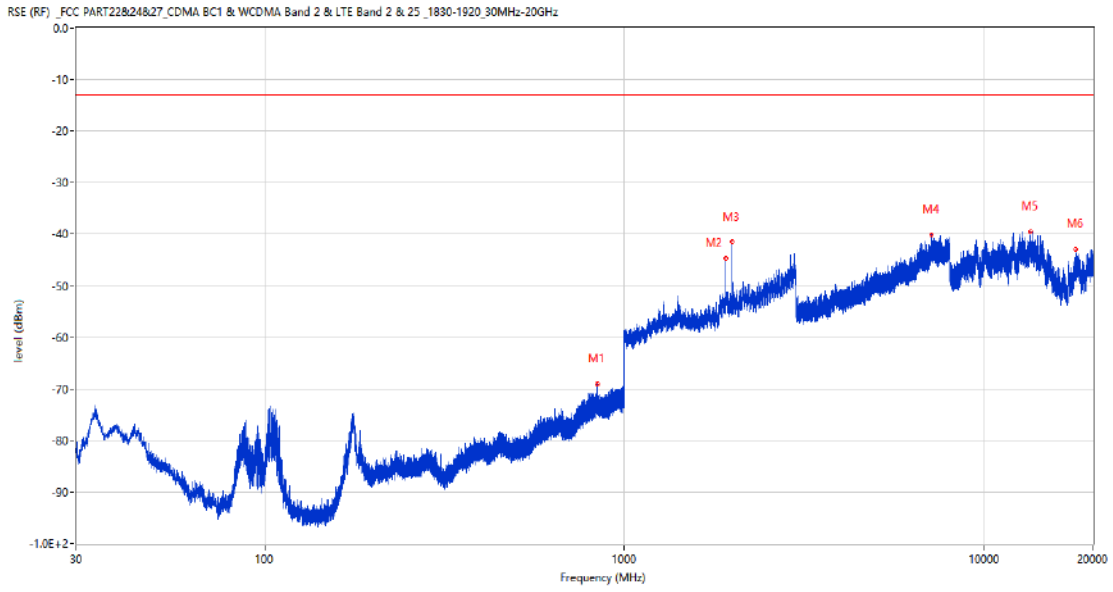
Frequency (MHz)	Result (dBm)	Factor (dB)	PK Limit (dBm)	Margin (dB)	Table (o)	ANT	EUT	Verdict
839.998	-69.65	-0.14	-13.0	56.65	4.00	Horizontal	Vertical	Pass
1907.200	-40.12	1.95	-13.0	27.12	162.00	Horizontal	Vertical	N/A
1990.000	-29.80	0.96	-13.0	16.80	244.00	Horizontal	Vertical	N/A
7941.750	-39.52	14.91	-13.0	26.52	335.00	Horizontal	Vertical	Pass
13377.487	-39.95	16.72	-13.0	26.95	362.00	Horizontal	Vertical	Pass
17926.500	-42.98	12.83	-13.0	29.98	141.00	Horizontal	Vertical	Pass

RSE-V&V WCDMA Band 2 CH9538



Frequency (MHz)	Result (dBm)	Factor (dB)	PK Limit (dBm)	Margin (dB)	Table (o)	ANT	EUT	Verdict
839.998	-69.68	-0.14	-13.0	56.68	139.00	Vertical	Vertical	Pass
1909.300	-38.38	1.96	-13.0	25.38	299.00	Vertical	Vertical	N/A
1989.300	-38.21	0.92	-13.0	25.21	160.00	Vertical	Vertical	N/A
7572.000	-40.11	14.15	-13.0	27.11	22.00	Vertical	Vertical	Pass
14050.650	-39.99	17.53	-13.0	26.99	100.00	Vertical	Vertical	Pass
19770.175	-42.81	12.67	-13.0	29.81	143.00	Vertical	Vertical	Pass

RSE-V&H WCDMA Band 2 CH9538

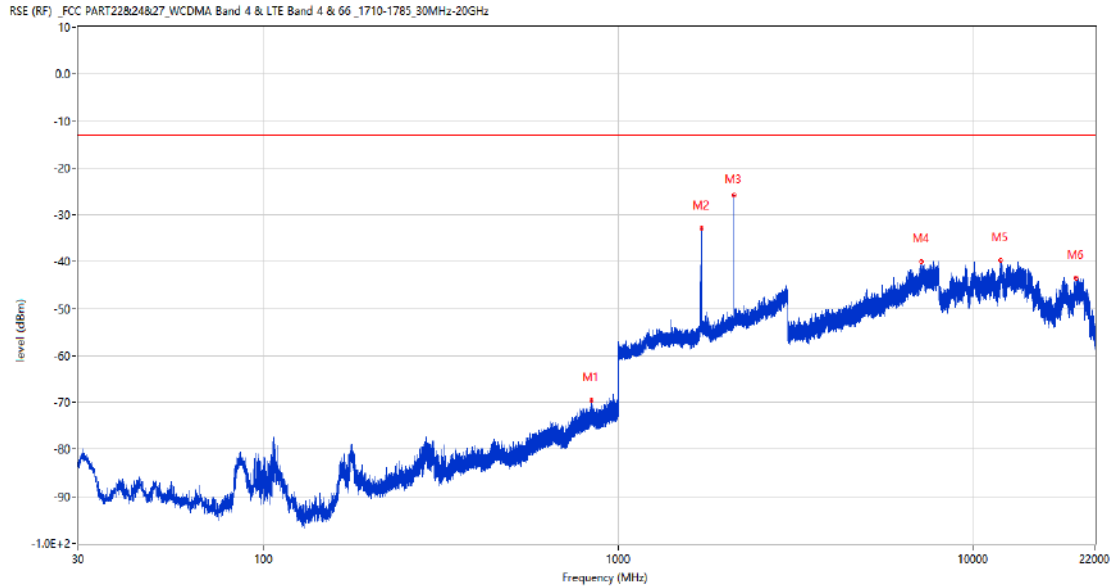


Frequency (MHz)	Result (dBm)	Factor (dB)	PK Limit (dBm)	Margin (dB)	Table (o)	ANT	EUT	Verdict
840.047	-69.05	-0.13	-13.0	56.05	1.00	Vertical	Horizontal	Pass
1907.200	-44.65	1.95	-13.0	31.65	157.00	Vertical	Horizontal	N/A
1988.400	-41.47	0.89	-13.0	28.47	164.00	Vertical	Horizontal	N/A
7136.250	-40.11	13.77	-13.0	27.11	50.00	Vertical	Horizontal	Pass
13375.674	-39.55	16.72	-13.0	26.55	361.00	Vertical	Horizontal	Pass
17931.938	-42.94	13.06	-13.0	29.94	201.00	Vertical	Horizontal	Pass

6 WCDMA Band 4

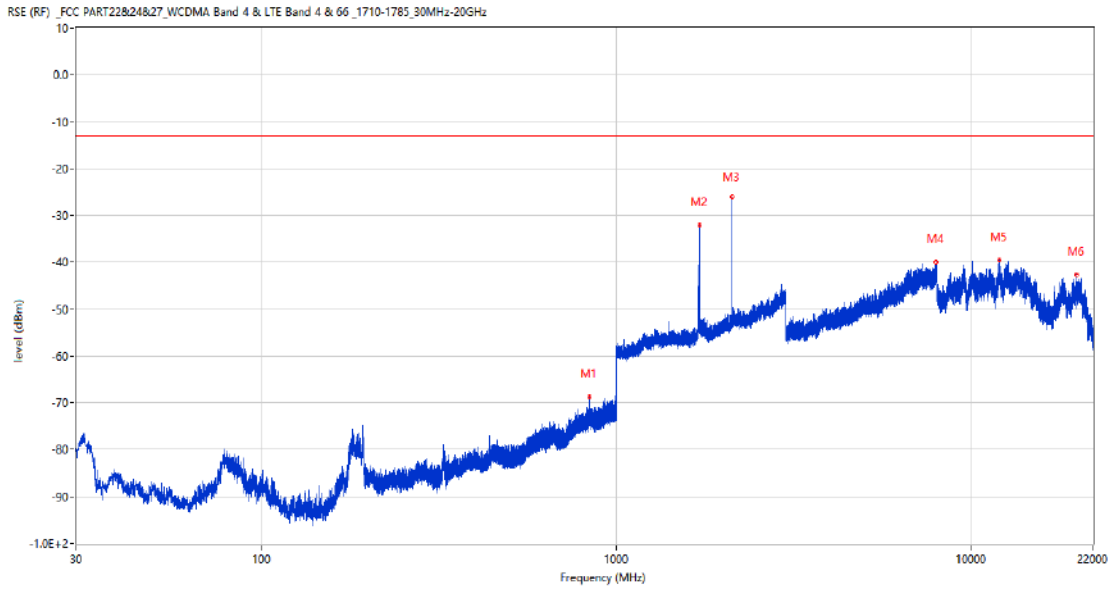
6.1 WCDMA Band 4 Low Channel

RSE-H&H WCDMA Band 4 CH1312



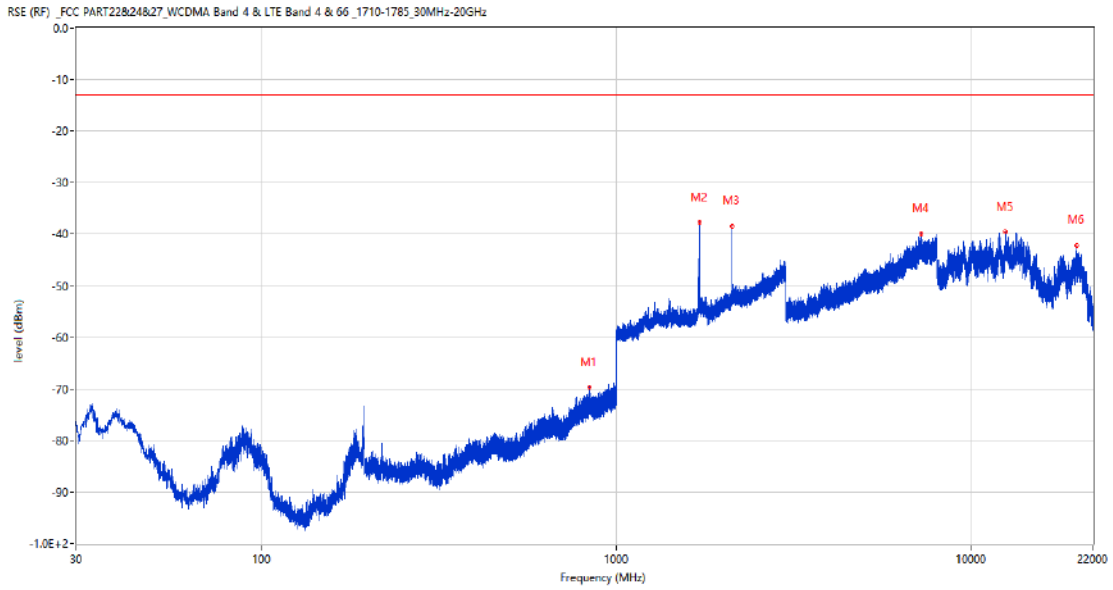
Frequency (MHz)	Result (dBm)	Factor (dB)	PK Limit (dBm)	Margin (dB)	Table (o)	ANT	EUT	Verdict
839.998	-69.59	-0.14	-13.0	56.59	158.00	Horizontal	Horizontal	Pass
1712.100	-32.89	1.37	-13.0	19.89	275.00	Horizontal	Horizontal	N/A
2112.000	-25.81	2.74	-13.0	12.81	249.00	Horizontal	Horizontal	N/A
7126.250	-39.92	13.80	-13.0	26.92	173.00	Horizontal	Horizontal	Pass
11931.813	-39.75	13.88	-13.0	26.75	235.00	Horizontal	Horizontal	Pass
19469.662	-43.47	12.60	-13.0	30.47	285.00	Horizontal	Horizontal	Pass

RSE-H&V WCDMA Band 4 CH1312



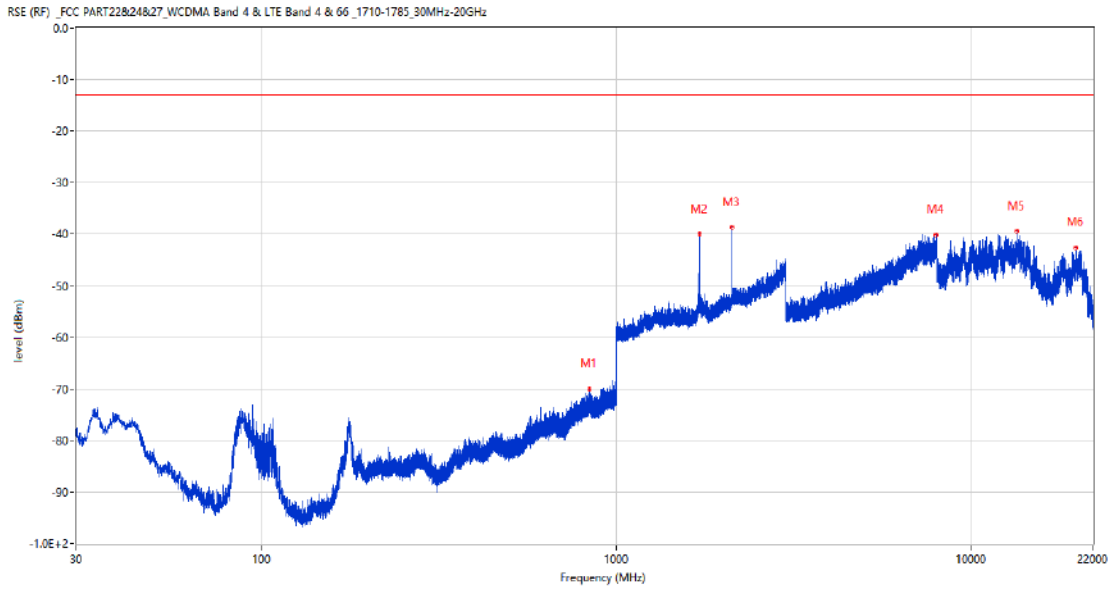
Frequency (MHz)	Result (dBm)	Factor (dB)	PK Limit (dBm)	Margin (dB)	Table (o)	ANT	EUT	Verdict
839.950	-68.79	-0.14	-13.0	55.79	200.00	Horizontal	Vertical	Pass
1712.000	-32.00	1.37	-13.0	19.00	159.00	Horizontal	Vertical	N/A
2114.100	-25.97	2.90	-13.0	12.97	246.00	Horizontal	Vertical	N/A
7942.250	-39.96	14.87	-13.0	26.96	153.00	Horizontal	Vertical	Pass
11972.662	-39.50	14.03	-13.0	26.50	29.00	Horizontal	Vertical	Pass
19730.512	-42.70	12.66	-13.0	29.70	279.00	Horizontal	Vertical	Pass

RSE-V&V WCDMA Band 4 CH1312



Frequency (MHz)	Result (dBm)	Factor (dB)	PK Limit (dBm)	Margin (dB)	Table (o)	ANT	EUT	Verdict
839.998	-69.73	-0.14	-13.0	56.73	109.00	Vertical	Vertical	Pass
1712.100	-37.75	1.37	-13.0	24.75	220.00	Vertical	Vertical	N/A
2113.200	-38.39	2.82	-13.0	25.39	322.00	Vertical	Vertical	N/A
7202.250	-39.85	14.22	-13.0	26.85	345.00	Vertical	Vertical	Pass
12469.037	-39.64	14.20	-13.0	26.64	91.00	Vertical	Vertical	Pass
19738.837	-42.18	12.66	-13.0	29.18	41.00	Vertical	Vertical	Pass

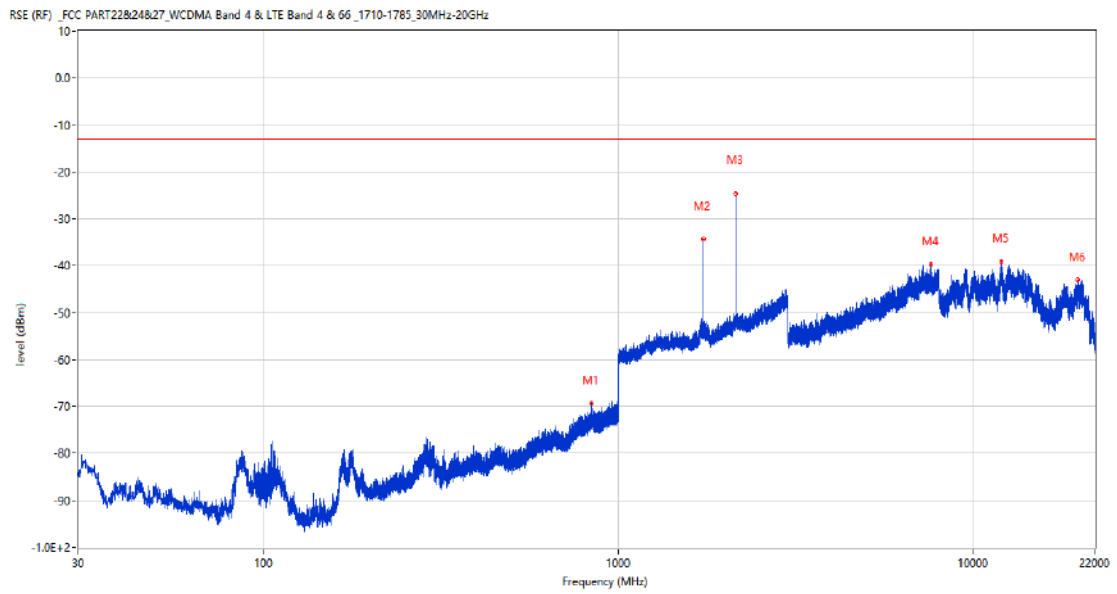
RSE-V&H WCDMA Band 4 CH1312



Frequency (MHz)	Result (dBm)	Factor (dB)	PK Limit (dBm)	Margin (dB)	Table (o)	ANT	EUT	Verdict
839.998	-69.96	-0.14	-13.0	56.96	75.00	Vertical	Horizontal	Pass
1711.600	-40.01	1.37	-13.0	27.01	40.00	Vertical	Horizontal	N/A
2113.300	-38.67	2.83	-13.0	25.67	332.00	Vertical	Horizontal	N/A
7951.250	-40.02	15.05	-13.0	27.02	267.00	Vertical	Horizontal	Pass
13403.975	-39.44	16.65	-13.0	26.44	0.00	Vertical	Horizontal	Pass
19708.312	-42.56	12.65	-13.0	29.56	229.00	Vertical	Horizontal	Pass

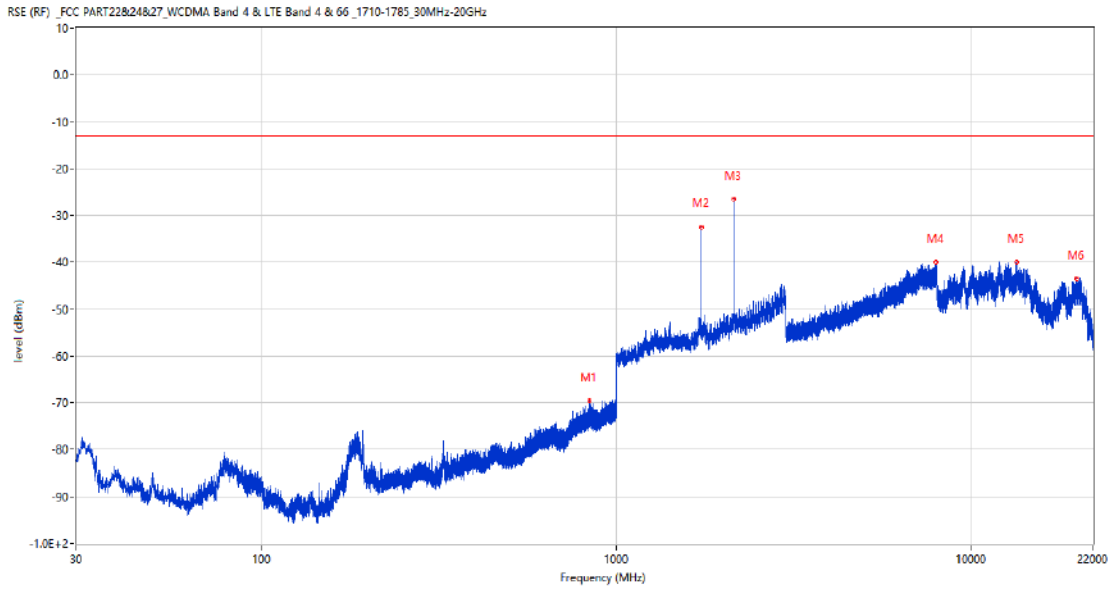
6.2 WCDMA Band 4 Middle Channel

RSE-H&H WCDMA Band 4 CH1412



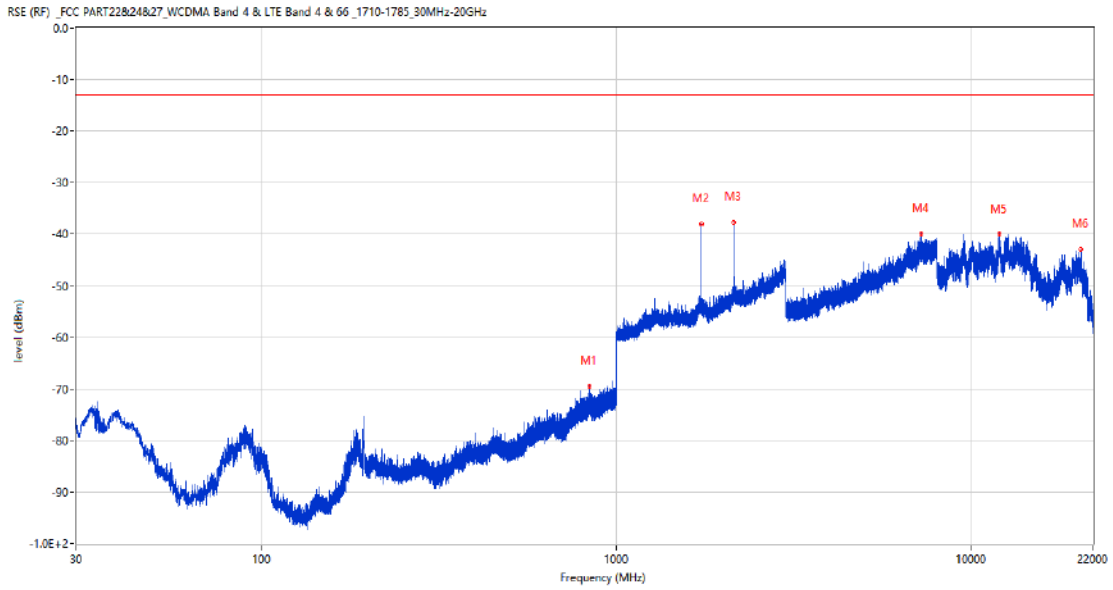
Frequency (MHz)	Result (dBm)	Factor (dB)	PK Limit (dBm)	Margin (dB)	Table (o)	ANT	EUT	Verdict
839.998	-69.43	-0.14	-13.0	56.43	329.00	Horizontal	Horizontal	Pass
1732.200	-34.24	1.09	-13.0	21.24	277.00	Horizontal	Horizontal	N/A
2132.400	-24.61	3.05	-13.0	11.61	241.00	Horizontal	Horizontal	N/A
7590.000	-39.80	14.01	-13.0	26.80	303.00	Horizontal	Horizontal	Pass
11981.688	-39.06	14.02	-13.0	26.06	67.00	Horizontal	Horizontal	Pass
19680.100	-43.07	12.65	-13.0	30.07	205.00	Horizontal	Horizontal	Pass

RSE-H&V WCDMA Band 4 CH1412



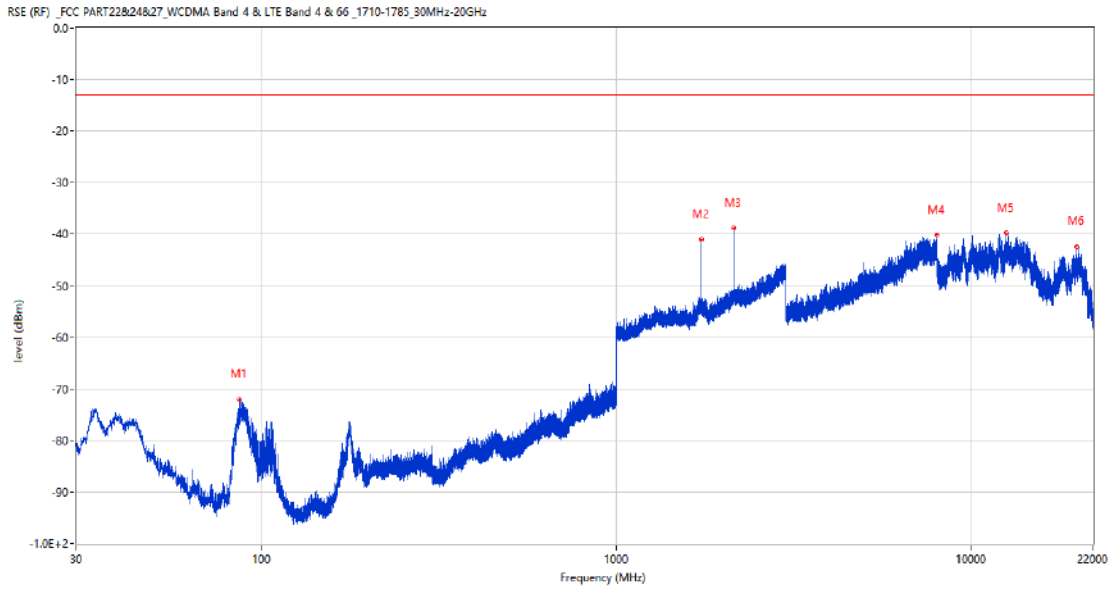
Frequency (MHz)	Result (dBm)	Factor (dB)	PK Limit (dBm)	Margin (dB)	Table (o)	ANT	EUT	Verdict
839.998	-69.48	-0.14	-13.0	56.48	4.00	Horizontal	Vertical	Pass
1732.000	-32.37	1.09	-13.0	19.37	161.00	Horizontal	Vertical	N/A
2132.900	-26.41	3.09	-13.0	13.41	248.00	Horizontal	Vertical	N/A
7950.500	-39.98	15.09	-13.0	26.98	26.00	Horizontal	Vertical	Pass
13371.138	-40.00	16.73	-13.0	27.00	39.00	Horizontal	Vertical	Pass
19720.337	-43.37	12.66	-13.0	30.37	150.00	Horizontal	Vertical	Pass

RSE-V&V WCDMA Band 4 CH1412



Frequency (MHz)	Result (dBm)	Factor (dB)	PK Limit (dBm)	Margin (dB)	Table (o)	ANT	EUT	Verdict
839.998	-69.45	-0.14	-13.0	56.45	360.00	Vertical	Vertical	Pass
1732.600	-37.97	1.09	-13.0	24.97	81.00	Vertical	Vertical	N/A
2134.000	-37.63	3.18	-13.0	24.63	189.00	Vertical	Vertical	N/A
7207.250	-39.86	14.04	-13.0	26.86	284.00	Vertical	Vertical	Pass
11989.287	-39.95	14.02	-13.0	26.95	160.00	Vertical	Vertical	Pass
20324.364	-42.89	12.80	-13.0	29.89	-2.00	Vertical	Vertical	Pass

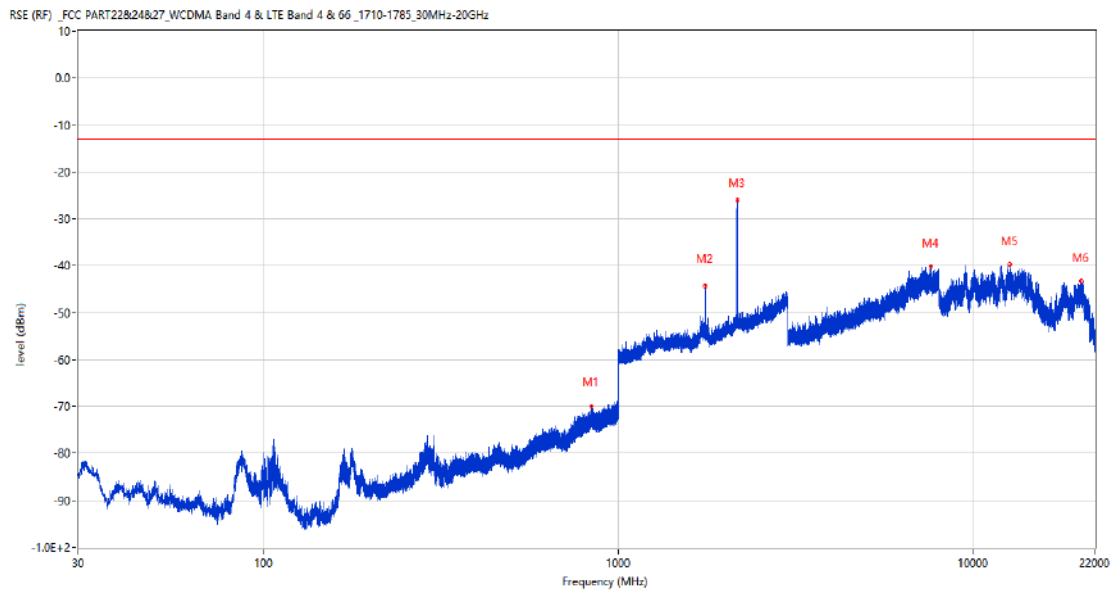
RSE-V&H WCDMA Band 4 CH1412



Frequency (MHz)	Result (dBm)	Factor (dB)	PK Limit (dBm)	Margin (dB)	Table (o)	ANT	EUT	Verdict
86.309	-72.08	-19.27	-13.0	59.08	310.00	Vertical	Horizontal	Pass
1732.200	-41.05	1.09	-13.0	28.05	336.00	Vertical	Horizontal	N/A
2134.800	-38.84	3.22	-13.0	25.84	350.00	Vertical	Horizontal	N/A
7971.000	-40.17	15.26	-13.0	27.17	251.00	Vertical	Horizontal	Pass
12503.238	-39.82	14.55	-13.0	26.82	97.00	Vertical	Horizontal	Pass
19770.288	-42.33	12.67	-13.0	29.33	196.00	Vertical	Horizontal	Pass

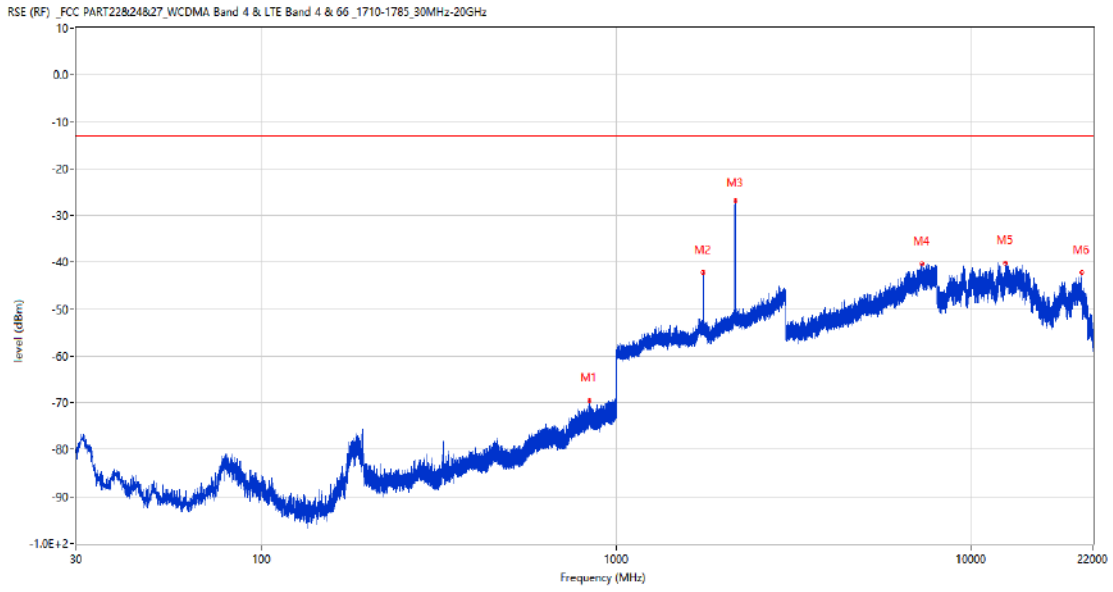
6.3 WCDMA Band 4 High Channel

RSE-H&H WCDMA Band 4 CH1513



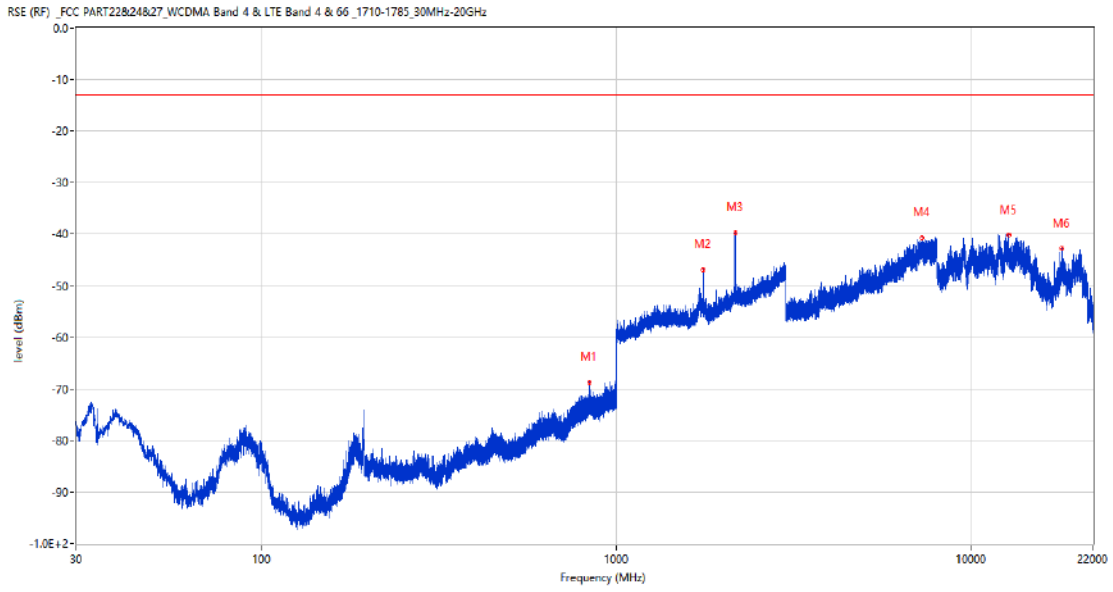
Frequency (MHz)	Result (dBm)	Factor (dB)	PK Limit (dBm)	Margin (dB)	Table (o)	ANT	EUT	Verdict
839.950	-69.87	-0.14	-13.0	56.87	197.00	Horizontal	Horizontal	Pass
1753.600	-44.35	0.82	-13.0	31.35	272.00	Horizontal	Horizontal	N/A
2154.000	-26.02	2.99	-13.0	13.02	240.00	Horizontal	Horizontal	N/A
7584.750	-40.19	14.18	-13.0	27.19	349.00	Horizontal	Horizontal	Pass
12693.000	-39.69	14.77	-13.0	26.69	119.00	Horizontal	Horizontal	Pass
20085.713	-43.32	12.74	-13.0	30.32	36.00	Horizontal	Horizontal	Pass

RSE-H&V WCDMA Band 4 CH1513



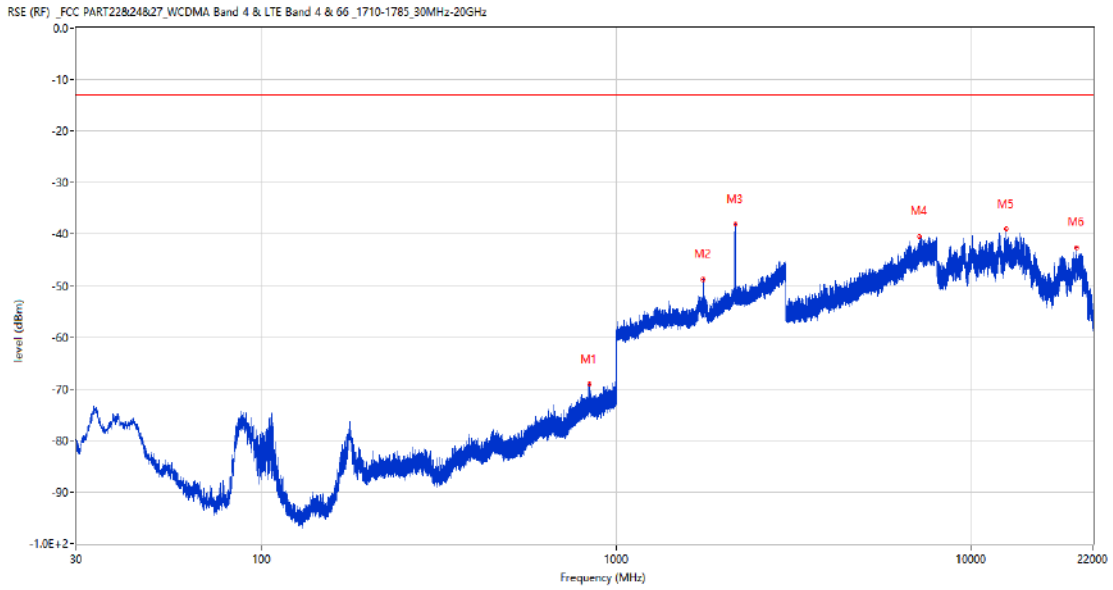
Frequency (MHz)	Result (dBm)	Factor (dB)	PK Limit (dBm)	Margin (dB)	Table (o)	ANT	EUT	Verdict
839.998	-69.53	-0.14	-13.0	56.53	168.00	Horizontal	Vertical	Pass
1753.900	-42.26	0.82	-13.0	29.26	172.00	Horizontal	Vertical	N/A
2154.100	-26.94	2.99	-13.0	13.94	244.00	Horizontal	Vertical	N/A
7233.500	-40.33	14.26	-13.0	27.33	285.00	Horizontal	Vertical	Pass
12464.763	-40.10	14.14	-13.0	27.10	360.00	Horizontal	Vertical	Pass
20416.864	-42.25	12.82	-13.0	29.25	11.00	Horizontal	Vertical	Pass

RSE-V&V WCDMA Band 4 CH1513



Frequency (MHz)	Result (dBm)	Factor (dB)	PK Limit (dBm)	Margin (dB)	Table (o)	ANT	EUT	Verdict
839.998	-68.66	-0.14	-13.0	55.66	70.00	Vertical	Vertical	Pass
1753.800	-46.82	0.82	-13.0	33.82	146.00	Vertical	Vertical	N/A
2153.900	-39.72	3.00	-13.0	26.72	173.00	Vertical	Vertical	N/A
7243.000	-40.60	14.55	-13.0	27.60	-1.00	Vertical	Vertical	Pass
12718.412	-40.13	14.84	-13.0	27.13	28.00	Vertical	Vertical	Pass
17981.338	-42.79	12.85	-13.0	29.79	362.00	Vertical	Vertical	Pass

RSE-V&H WCDMA Band 4 CH1513

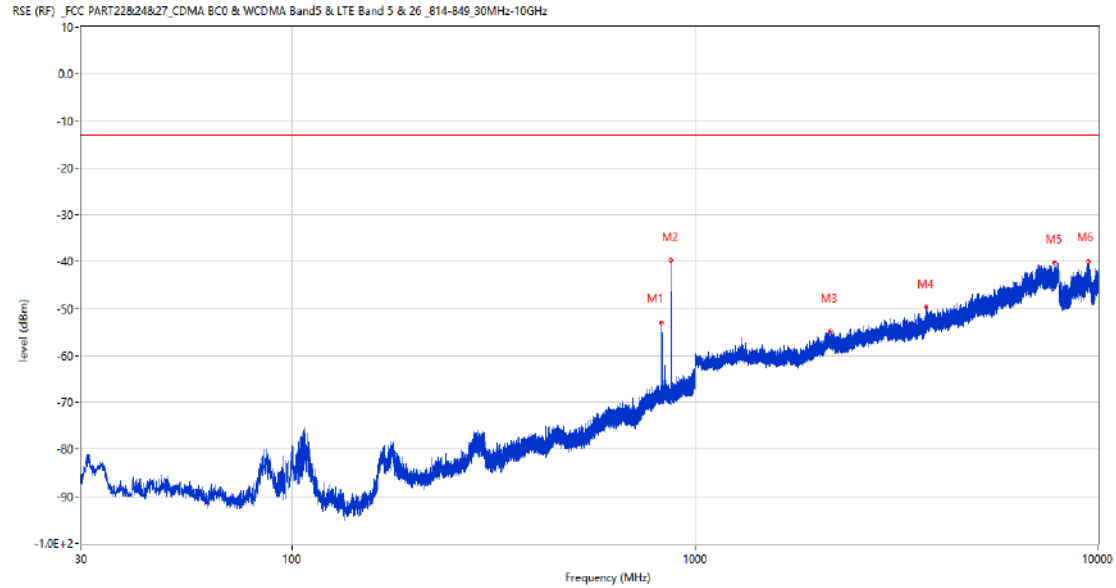


Frequency (MHz)	Result (dBm)	Factor (dB)	PK Limit (dBm)	Margin (dB)	Table (o)	ANT	EUT	Verdict
839.998	-69.14	-0.14	-13.0	56.14	164.00	Vertical	Horizontal	Pass
1753.600	-48.74	0.82	-13.0	35.74	88.00	Vertical	Horizontal	N/A
2153.300	-38.07	3.08	-13.0	25.07	141.00	Vertical	Horizontal	N/A
7143.250	-40.44	13.75	-13.0	27.44	325.00	Vertical	Horizontal	Pass
12517.724	-39.01	14.22	-13.0	26.01	220.00	Vertical	Horizontal	Pass
19729.125	-42.54	12.66	-13.0	29.54	0.00	Vertical	Horizontal	Pass

7 WCDMA Band 5

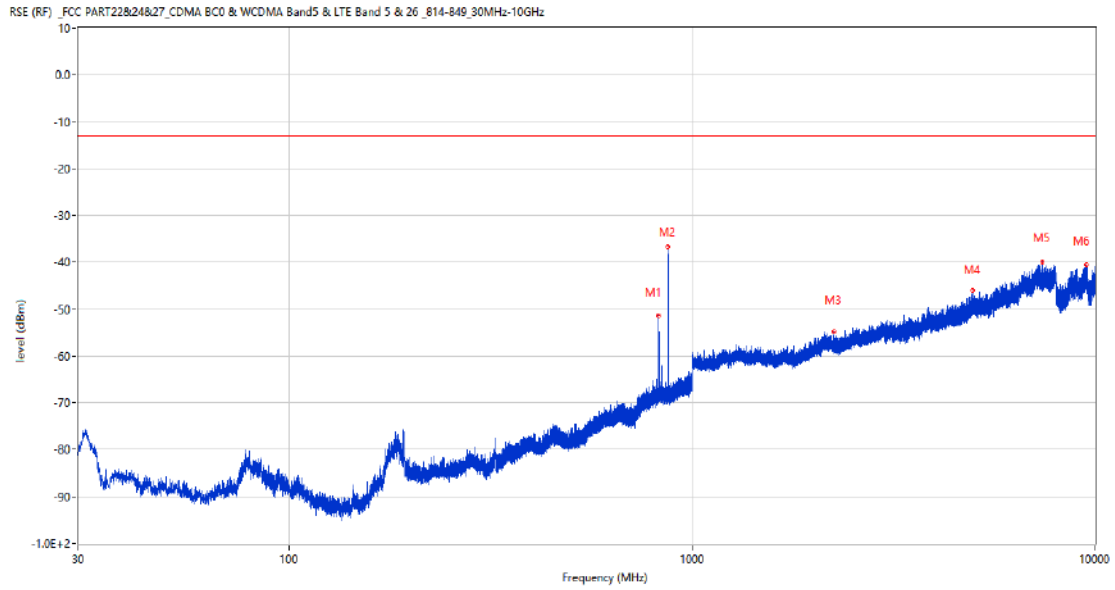
7.1 WCDMA Band 5 Low Channel

RSE-H&H WCDMA Band 5 CH4132



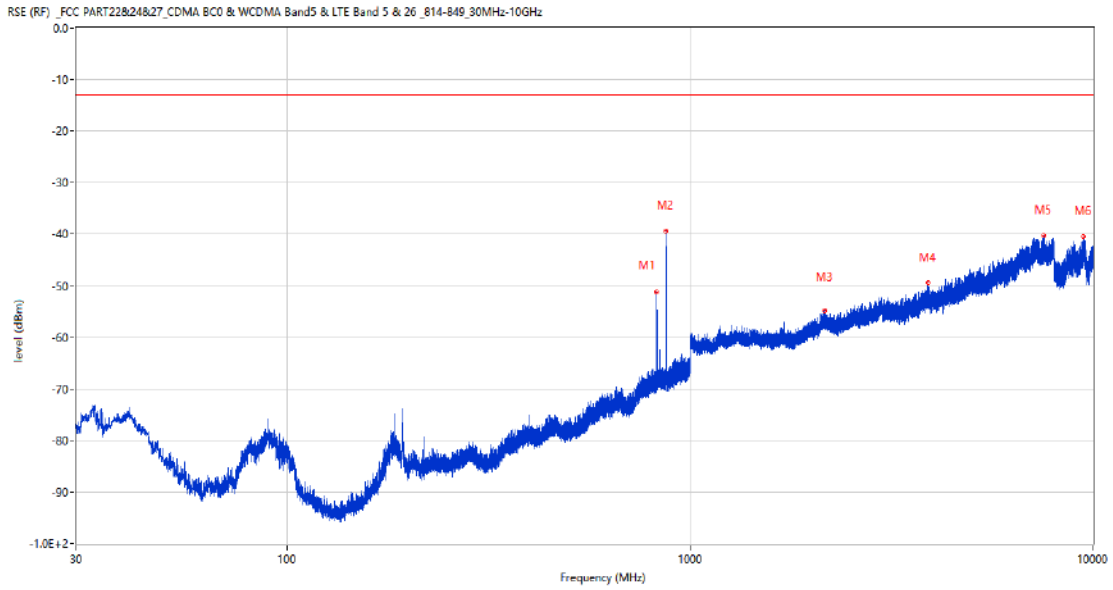
Frequency (MHz)	Result (dBm)	Factor (dB)	PK Limit (dBm)	Margin (dB)	Table (o)	ANT	EUT	Verdict
825.788	-52.97	4.48	-13.0	39.97	298.00	Horizontal	Horizontal	N/A
872.348	-39.80	4.25	-13.0	26.80	160.00	Horizontal	Horizontal	N/A
2173.100	-54.80	-2.19	-13.0	41.80	356.00	Horizontal	Horizontal	Pass
3750.500	-49.66	5.79	-13.0	36.66	125.00	Horizontal	Horizontal	Pass
7815.750	-40.15	15.28	-13.0	27.15	266.00	Horizontal	Horizontal	Pass
9464.200	-39.85	13.48	-13.0	26.85	80.00	Horizontal	Horizontal	Pass

RSE-H&V WCDMA Band 5 CH4132



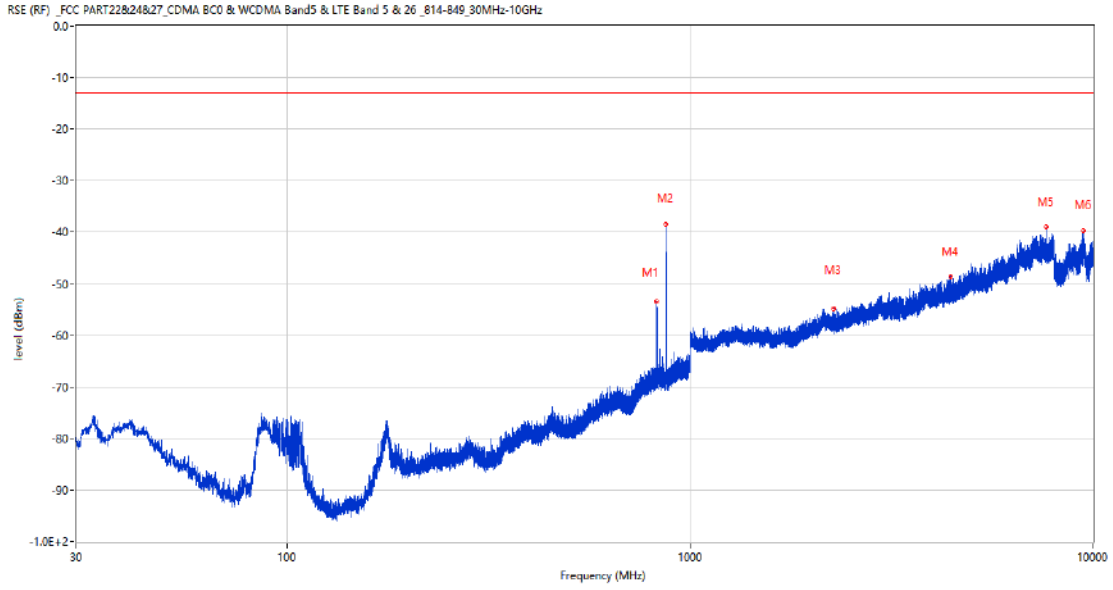
Frequency (MHz)	Result (dBm)	Factor (dB)	PK Limit (dBm)	Margin (dB)	Table (o)	ANT	EUT	Verdict
825.691	-51.28	4.48	-13.0	38.28	360.00	Horizontal	Vertical	N/A
872.591	-36.60	4.20	-13.0	23.60	158.00	Horizontal	Vertical	N/A
2251.000	-54.80	-2.06	-13.0	41.80	254.00	Horizontal	Vertical	Pass
4974.250	-45.96	9.21	-13.0	32.96	265.00	Horizontal	Vertical	Pass
7404.500	-39.83	13.99	-13.0	26.83	112.00	Horizontal	Vertical	Pass
9532.500	-40.53	13.11	-13.0	27.53	360.00	Horizontal	Vertical	Pass

RSE-V&V WCDMA Band 5 CH4132



Frequency (MHz)	Result (dBm)	Factor (dB)	PK Limit (dBm)	Margin (dB)	Table (o)	ANT	EUT	Verdict
825.449	-51.14	4.47	-13.0	38.14	40.00	Vertical	Vertical	N/A
870.214	-39.28	4.32	-13.0	26.28	0.00	Vertical	Vertical	N/A
2159.600	-54.82	-2.15	-13.0	41.82	210.00	Vertical	Vertical	Pass
3902.000	-49.40	6.99	-13.0	36.40	360.00	Vertical	Vertical	Pass
7554.000	-40.29	13.46	-13.0	27.29	66.00	Vertical	Vertical	Pass
9458.600	-40.40	13.60	-13.0	27.40	350.00	Vertical	Vertical	Pass

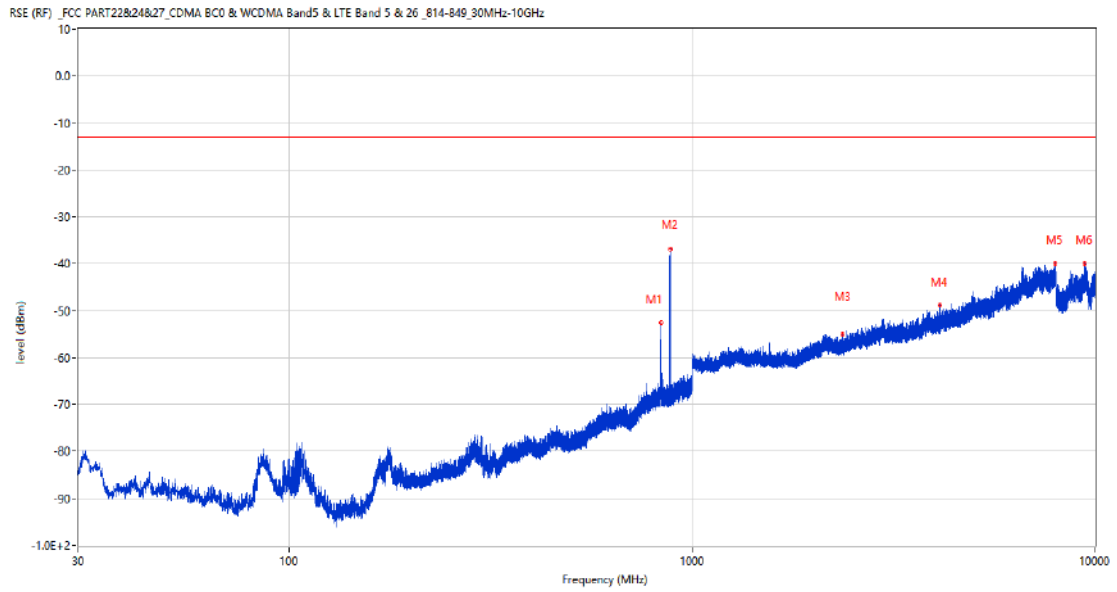
RSE-V&H WCDMA Band 5 CH4132



Frequency (MHz)	Result (dBm)	Factor (dB)	PK Limit (dBm)	Margin (dB)	Table (o)	ANT	EUT	Verdict
825.933	-53.45	4.48	-13.0	40.45	219.00	Vertical	Horizontal	N/A
871.330	-38.36	4.36	-13.0	25.36	341.00	Vertical	Horizontal	N/A
2268.700	-54.86	-2.90	-13.0	41.86	0.00	Vertical	Horizontal	Pass
4441.500	-48.54	7.40	-13.0	35.54	360.00	Vertical	Horizontal	Pass
7652.500	-39.04	13.66	-13.0	26.04	360.00	Vertical	Horizontal	Pass
9452.599	-39.72	13.72	-13.0	26.72	183.00	Vertical	Horizontal	Pass

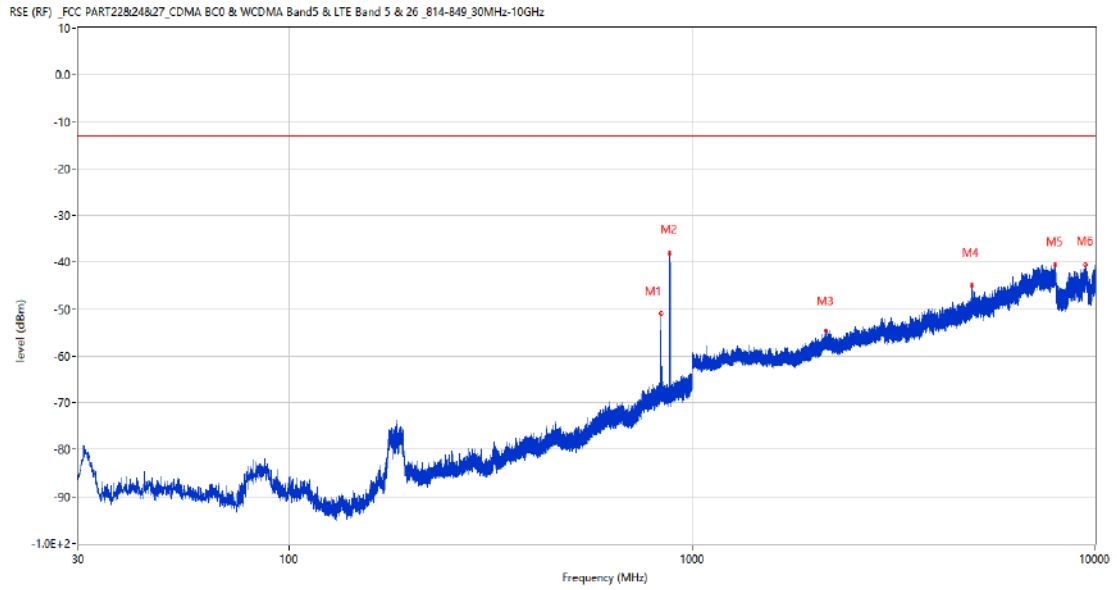
7.2 WCDMA Band 5 Middle Channel

RSE-H&H WCDMA Band 5 CH4182



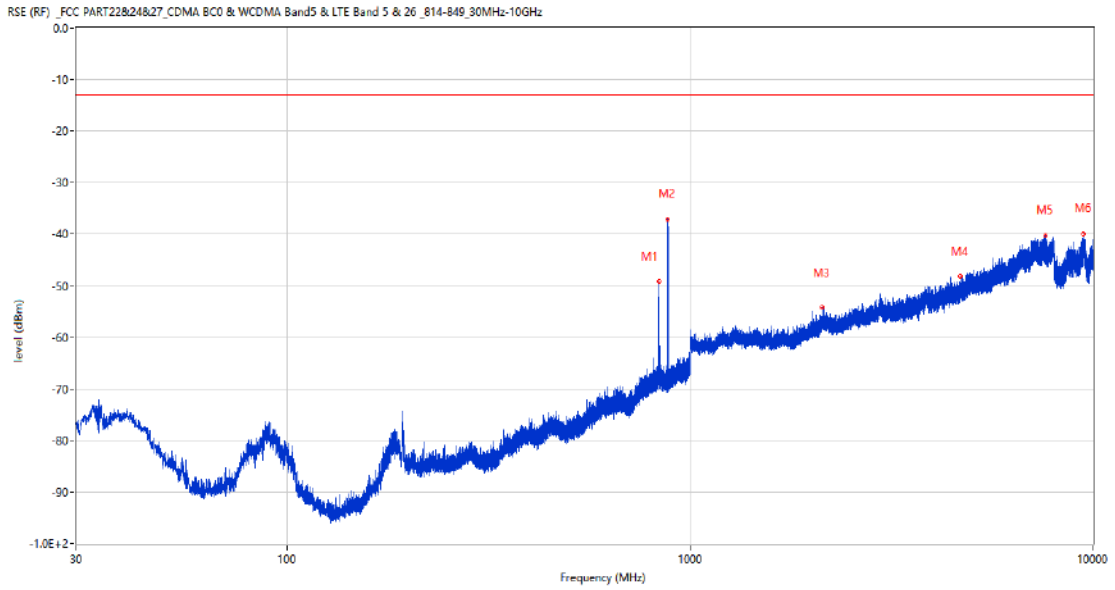
Frequency (MHz)	Result (dBm)	Factor (dB)	PK Limit (dBm)	Margin (dB)	Table (o)	ANT	EUT	Verdict
835.682	-52.56	4.86	-13.0	39.56	299.00	Horizontal	Horizontal	N/A
881.999	-36.72	4.27	-13.0	23.72	2.00	Horizontal	Horizontal	N/A
2363.100	-55.04	-1.97	-13.0	42.04	214.00	Horizontal	Horizontal	Pass
4119.000	-48.77	6.85	-13.0	35.77	353.00	Horizontal	Horizontal	Pass
7966.250	-39.92	15.10	-13.0	26.92	326.00	Horizontal	Horizontal	Pass
9434.500	-39.96	13.65	-13.0	26.96	360.00	Horizontal	Horizontal	Pass

RSE-H&V WCDMA Band 5 CH4182



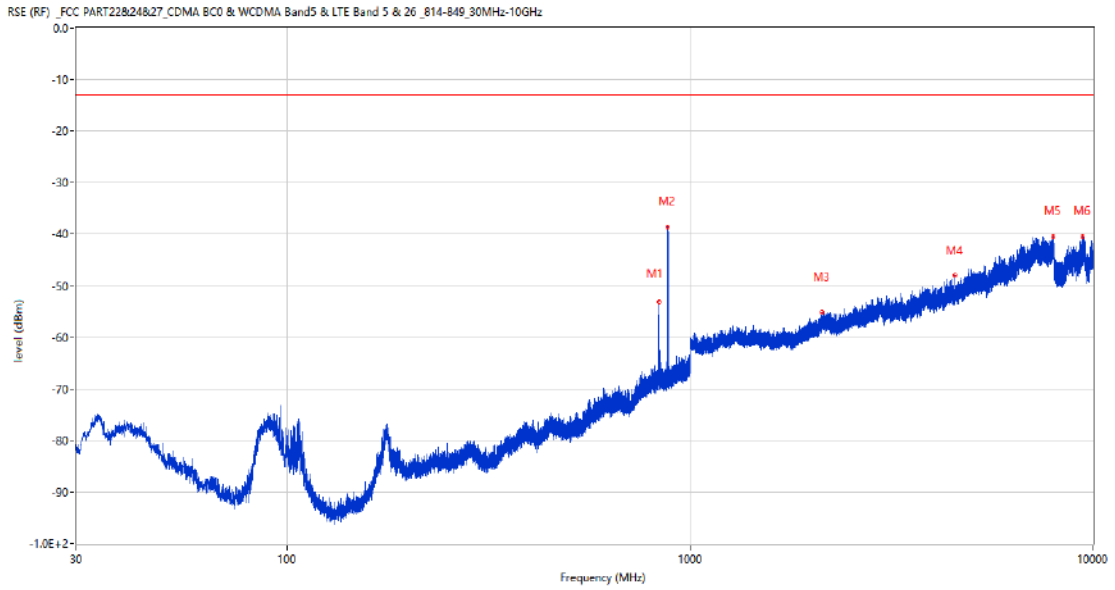
Frequency (MHz)	Result (dBm)	Factor (dB)	PK Limit (dBm)	Margin (dB)	Table (o)	ANT	EUT	Verdict
837.622	-50.95	4.94	-13.0	37.95	360.00	Horizontal	Vertical	N/A
880.399	-37.98	4.19	-13.0	24.98	136.00	Horizontal	Vertical	N/A
2151.600	-54.63	-2.00	-13.0	41.63	203.00	Horizontal	Vertical	Pass
4952.500	-44.83	8.70	-13.0	31.83	279.00	Horizontal	Vertical	Pass
7961.250	-40.48	14.97	-13.0	27.48	101.00	Horizontal	Vertical	Pass
9482.100	-40.46	13.10	-13.0	27.46	224.00	Horizontal	Vertical	Pass

RSE-V&V WCDMA Band 5 CH4182



Frequency (MHz)	Result (dBm)	Factor (dB)	PK Limit (dBm)	Margin (dB)	Table (o)	ANT	EUT	Verdict
837.089	-49.07	4.92	-13.0	36.07	293.00	Vertical	Vertical	N/A
880.447	-37.10	4.19	-13.0	24.10	214.00	Vertical	Vertical	N/A
2122.500	-54.15	-2.44	-13.0	41.15	352.00	Vertical	Vertical	Pass
4688.750	-48.23	7.33	-13.0	35.23	93.00	Vertical	Vertical	Pass
7601.250	-40.24	13.74	-13.0	27.24	356.00	Vertical	Vertical	Pass
9446.100	-39.90	13.75	-13.0	26.90	0.00	Vertical	Vertical	Pass

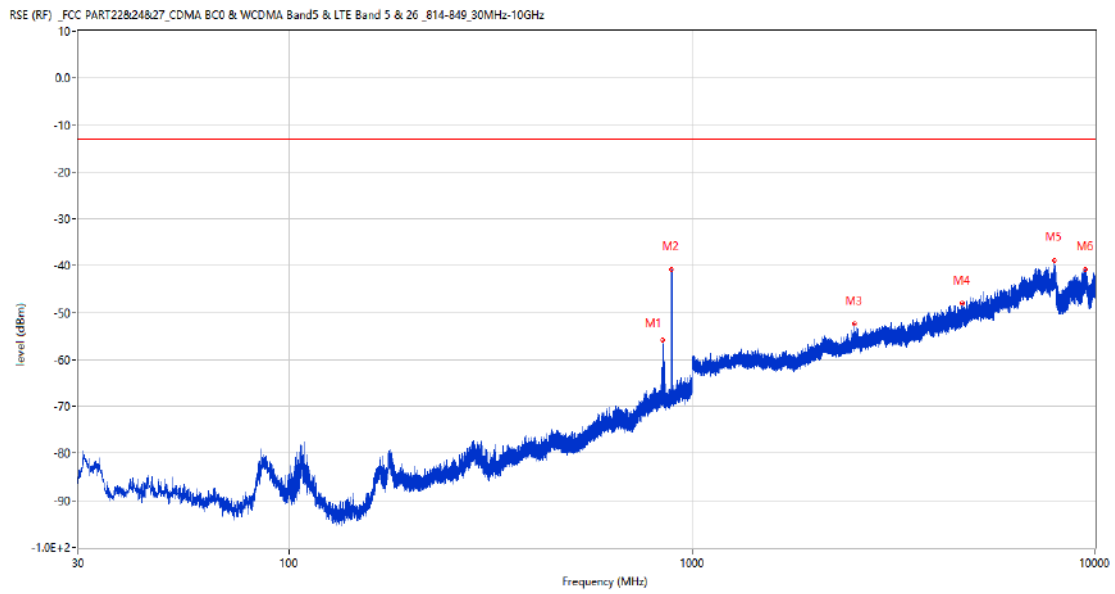
RSE-V&H WCDMA Band 5 CH4182



Frequency (MHz)	Result (dBm)	Factor (dB)	PK Limit (dBm)	Margin (dB)	Table (o)	ANT	EUT	Verdict
837.282	-53.09	4.92	-13.0	40.09	235.00	Vertical	Horizontal	N/A
881.660	-38.60	4.20	-13.0	25.60	94.00	Vertical	Horizontal	N/A
2124.400	-55.16	-2.31	-13.0	42.16	356.00	Vertical	Horizontal	Pass
4536.250	-48.08	7.45	-13.0	35.08	11.00	Vertical	Horizontal	Pass
7974.250	-40.47	15.24	-13.0	27.47	157.00	Vertical	Horizontal	Pass
9433.800	-40.40	13.65	-13.0	27.40	245.00	Vertical	Horizontal	Pass

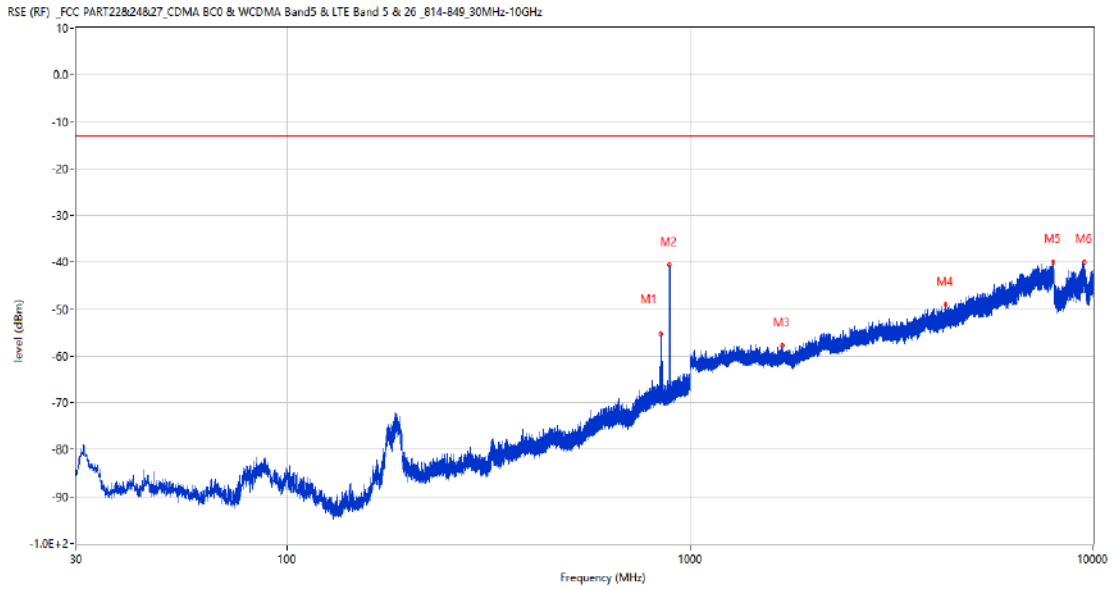
7.3 WCDMA Band 5 High Channel

RSE-H&H WCDMA Band 5 CH4233



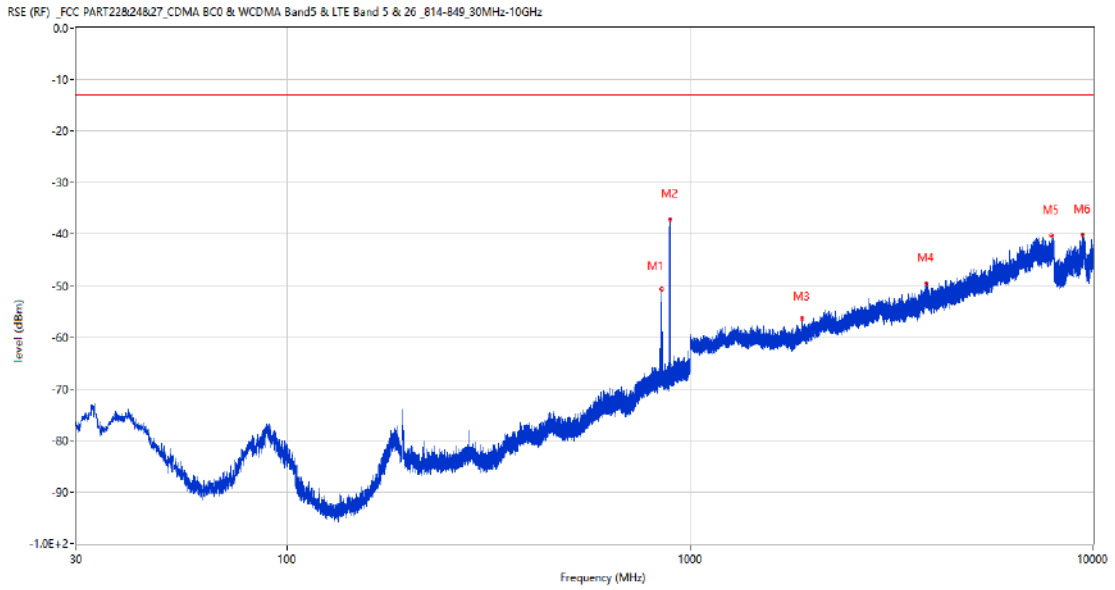
Frequency (MHz)	Result (dBm)	Factor (dB)	PK Limit (dBm)	Margin (dB)	Table (o)	ANT	EUT	Verdict
847.516	-55.95	4.74	-13.0	42.95	279.00	Horizontal	Horizontal	N/A
890.487	-40.73	4.65	-13.0	27.73	238.00	Horizontal	Horizontal	N/A
2525.900	-52.38	-0.53	-13.0	39.38	360.00	Horizontal	Horizontal	Pass
4691.500	-48.09	7.39	-13.0	35.09	360.00	Horizontal	Horizontal	Pass
7906.750	-38.79	14.38	-13.0	25.79	47.00	Horizontal	Horizontal	Pass
9449.900	-40.81	13.78	-13.0	27.81	80.00	Horizontal	Horizontal	Pass

RSE-H&V WCDMA Band 5 CH4233



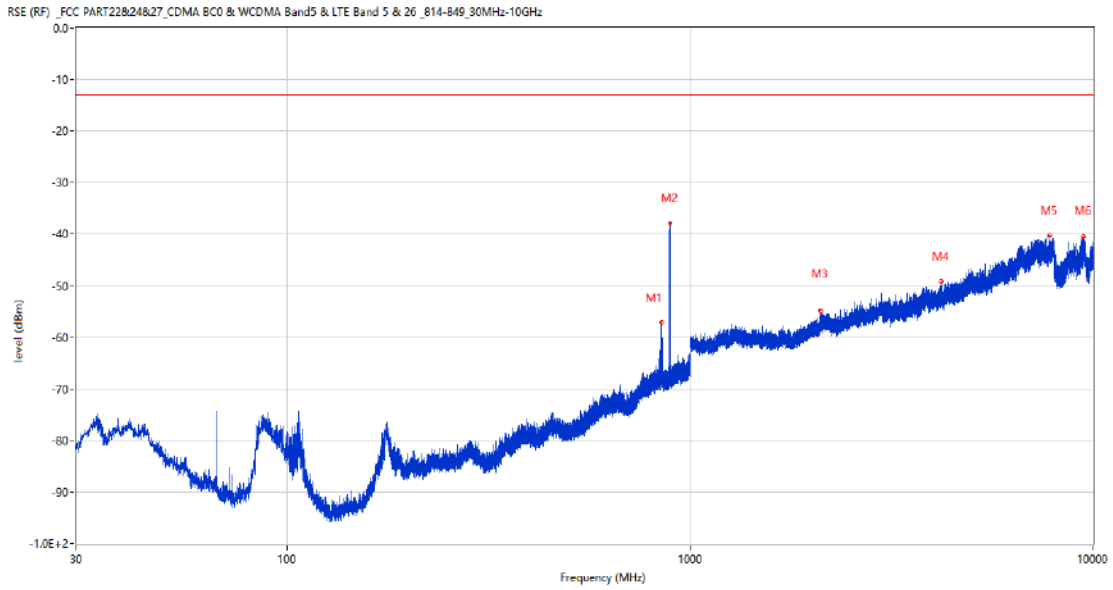
Frequency (MHz)	Result (dBm)	Factor (dB)	PK Limit (dBm)	Margin (dB)	Table (o)	ANT	EUT	Verdict
845.236	-55.17	4.83	-13.0	42.17	360.00	Horizontal	Vertical	N/A
890.050	-40.61	4.60	-13.0	27.61	130.00	Horizontal	Vertical	N/A
1689.000	-57.79	-5.19	-13.0	44.79	360.00	Horizontal	Vertical	Pass
4293.750	-49.10	6.69	-13.0	36.10	0.00	Horizontal	Vertical	Pass
7963.750	-39.89	15.12	-13.0	26.89	360.00	Horizontal	Vertical	Pass
9530.200	-39.98	13.08	-13.0	26.98	43.00	Horizontal	Vertical	Pass

RSE-V&V WCDMA Band 5 CH4233



Frequency (MHz)	Result (dBm)	Factor (dB)	PK Limit (dBm)	Margin (dB)	Table (o)	ANT	EUT	Verdict
847.613	-50.65	4.74	-13.0	37.65	317.00	Vertical	Vertical	N/A
893.154	-37.05	4.74	-13.0	24.05	185.00	Vertical	Vertical	N/A
1902.400	-56.30	-4.77	-13.0	43.30	304.00	Vertical	Vertical	Pass
3855.250	-49.58	7.21	-13.0	36.58	296.00	Vertical	Vertical	Pass
7878.250	-40.29	14.81	-13.0	27.29	0.00	Vertical	Vertical	Pass
9443.599	-40.06	13.73	-13.0	27.06	43.00	Vertical	Vertical	Pass

RSE-V&H WCDMA Band 5 CH4233



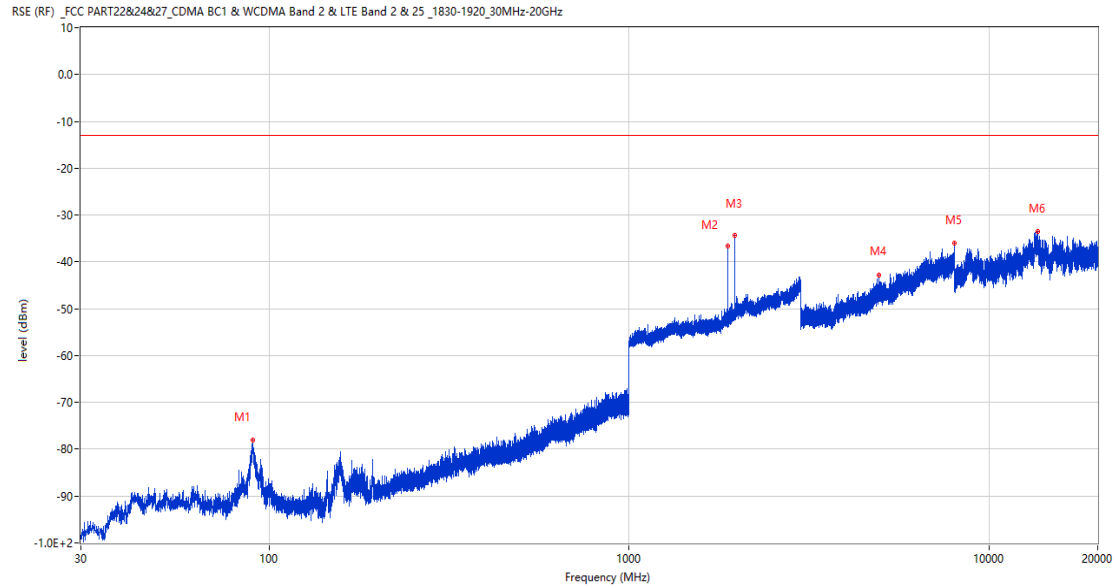
Frequency (MHz)	Result (dBm)	Factor (dB)	PK Limit (dBm)	Margin (dB)	Table (o)	ANT	EUT	Verdict
848.146	-57.02	4.72	-13.0	44.02	211.00	Vertical	Horizontal	N/A
892.233	-37.93	4.71	-13.0	24.93	187.00	Vertical	Horizontal	N/A
2102.900	-54.86	-2.55	-13.0	41.86	178.00	Vertical	Horizontal	Pass
4195.750	-49.19	7.09	-13.0	36.19	74.00	Vertical	Horizontal	Pass
7786.750	-40.37	14.56	-13.0	27.37	105.00	Vertical	Horizontal	Pass
9453.400	-40.49	13.71	-13.0	27.49	248.00	Vertical	Horizontal	Pass

LTE

8 LTE Band 2

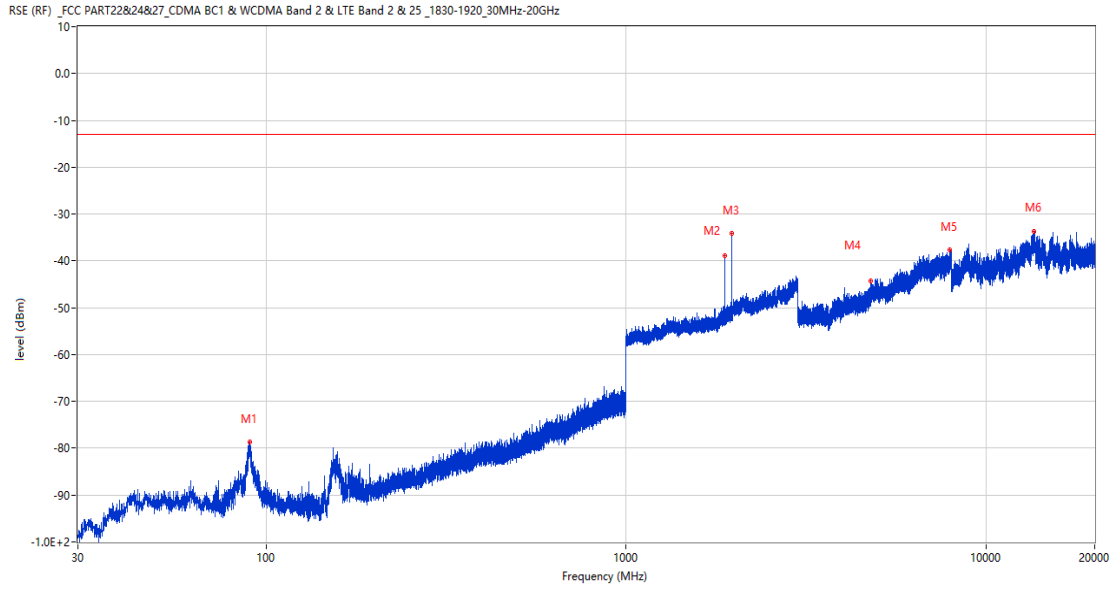
8.1 LTE Band 2 BW1.4, Middle Channel

RSE-H&H LTE Band 2 BW1.4 CH18900



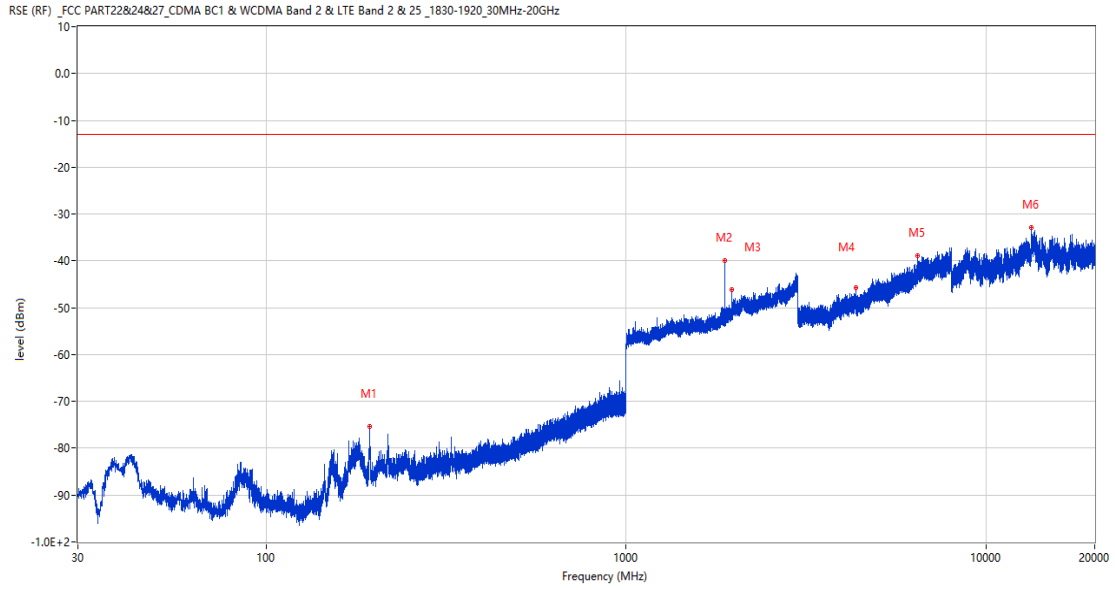
Frequency (MHz)	Result (dBm)	Factor (dB)	PK Limit (dBm)	Margin (dB)	Table (o)	ANT	EUT	Verdict
90.091	-78.07	-18.89	-13.0	65.07	1.00	Horizontal	Horizontal	Pass
1880.400	-36.68	2.76	-13.0	23.68	340.00	Horizontal	Horizontal	N/A
1960.400	-34.33	3.41	-13.0	21.33	293.00	Horizontal	Horizontal	N/A
4922.750	-42.92	13.34	-13.0	29.92	297.00	Horizontal	Horizontal	Pass
7986.500	-36.07	18.26	-13.0	23.07	221.00	Horizontal	Horizontal	Pass
13643.201	-33.55	24.84	-13.0	20.55	42.00	Horizontal	Horizontal	Pass

RSE-H&V LTE Band 2 BW1.4 CH18900



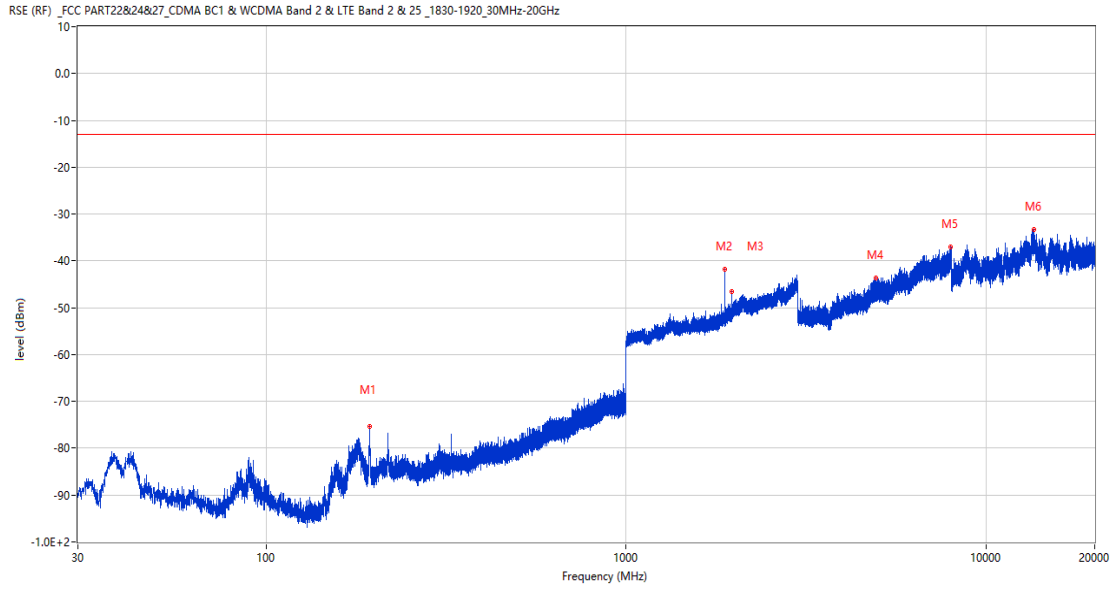
Frequency (MHz)	Result (dBm)	Factor (dB)	PK Limit (dBm)	Margin (dB)	Table (o)	ANT	EUT	Verdict
89.946	-78.65	-18.89	-13.0	65.65	177.00	Horizontal	Vertical	Pass
1880.400	-38.93	2.76	-13.0	25.93	171.00	Horizontal	Vertical	N/A
1960.900	-34.07	3.39	-13.0	21.07	280.00	Horizontal	Vertical	N/A
4784.250	-44.37	13.04	-13.0	31.37	126.00	Horizontal	Vertical	Pass
7925.000	-37.74	18.39	-13.0	24.74	296.00	Horizontal	Vertical	Pass
13572.150	-33.77	25.06	-13.0	20.77	55.00	Horizontal	Vertical	Pass

RSE-V&V LTE Band 2 BW1.4 CH18900



Frequency (MHz)	Result (dBm)	Factor (dB)	PK Limit (dBm)	Margin (dB)	Table (o)	ANT	EUT	Verdict
193.833	-75.41	-16.09	-13.0	62.41	71.00	Vertical	Vertical	Pass
1880.600	-40.00	2.76	-13.0	27.00	222.00	Vertical	Vertical	N/A
1961.100	-46.23	3.38	-13.0	33.23	136.00	Vertical	Vertical	N/A
4341.500	-45.70	10.37	-13.0	32.70	82.00	Vertical	Vertical	Pass
6458.750	-38.94	16.70	-13.0	25.94	149.00	Vertical	Vertical	Pass
13359.362	-32.90	24.60	-13.0	19.90	266.00	Vertical	Vertical	Pass

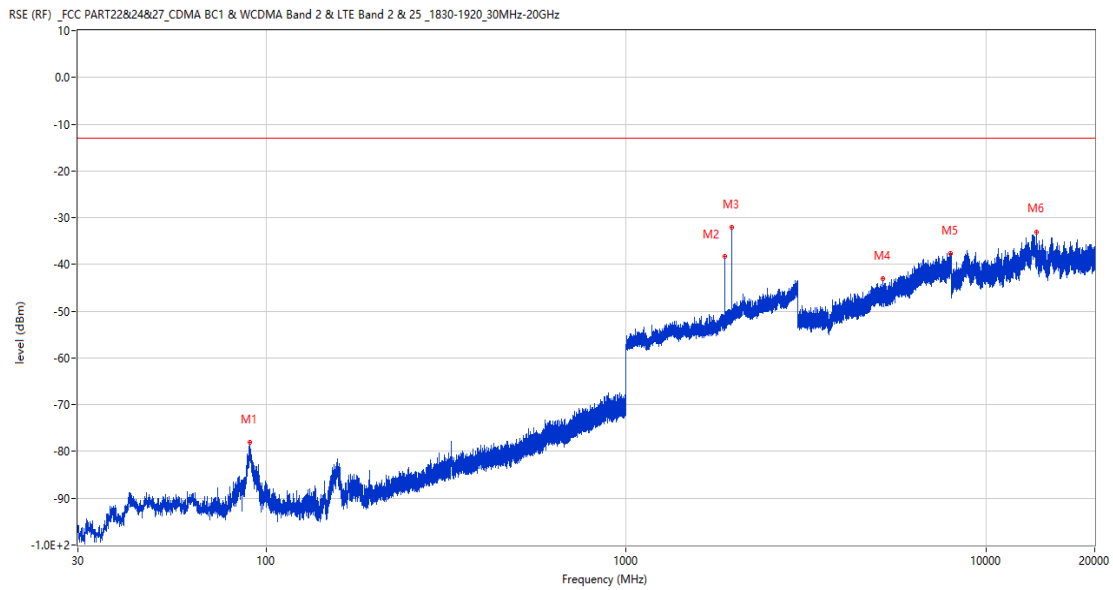
RSE-V&H LTE Band 2 BW1.4 CH18900



Frequency (MHz)	Result (dBm)	Factor (dB)	PK Limit (dBm)	Margin (dB)	Table (o)	ANT	EUT	Verdict
193.784	-75.29	-16.10	-13.0	62.29	31.00	Vertical	Horizontal	Pass
1880.600	-41.81	2.76	-13.0	28.81	176.00	Vertical	Horizontal	N/A
1961.100	-46.57	3.38	-13.0	33.57	157.00	Vertical	Horizontal	N/A
4925.500	-43.60	13.29	-13.0	30.60	351.00	Vertical	Horizontal	Pass
7939.000	-36.96	18.95	-13.0	23.96	56.00	Vertical	Horizontal	Pass
13569.974	-33.35	25.08	-13.0	20.35	303.00	Vertical	Horizontal	Pass

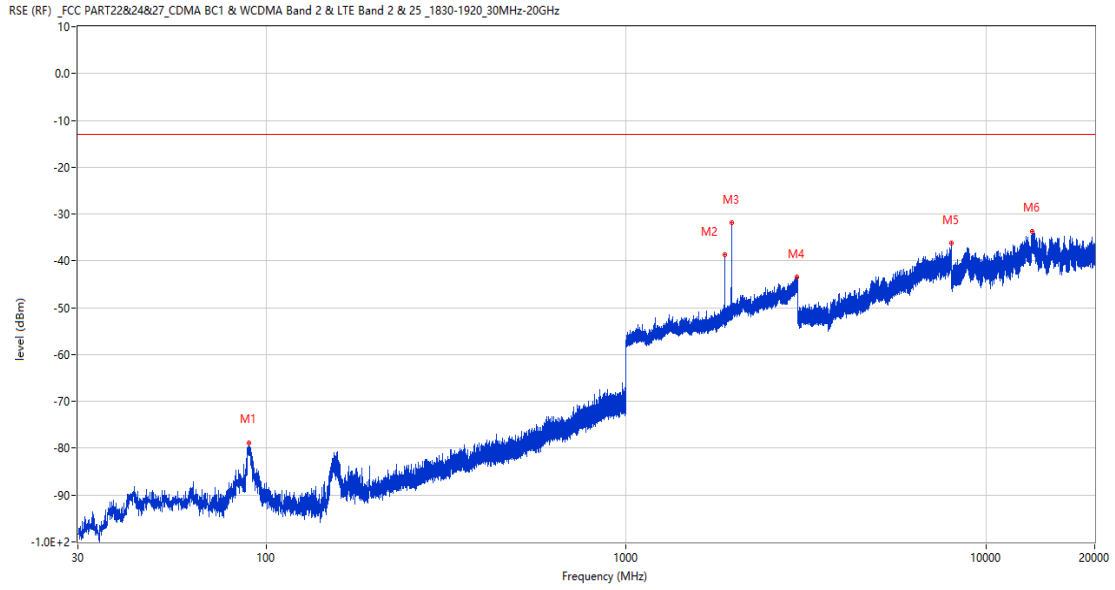
8.2 LTE Band 2 BW3, Middle Channel

RSE-H&H LTE Band 2 BW3 CH18900



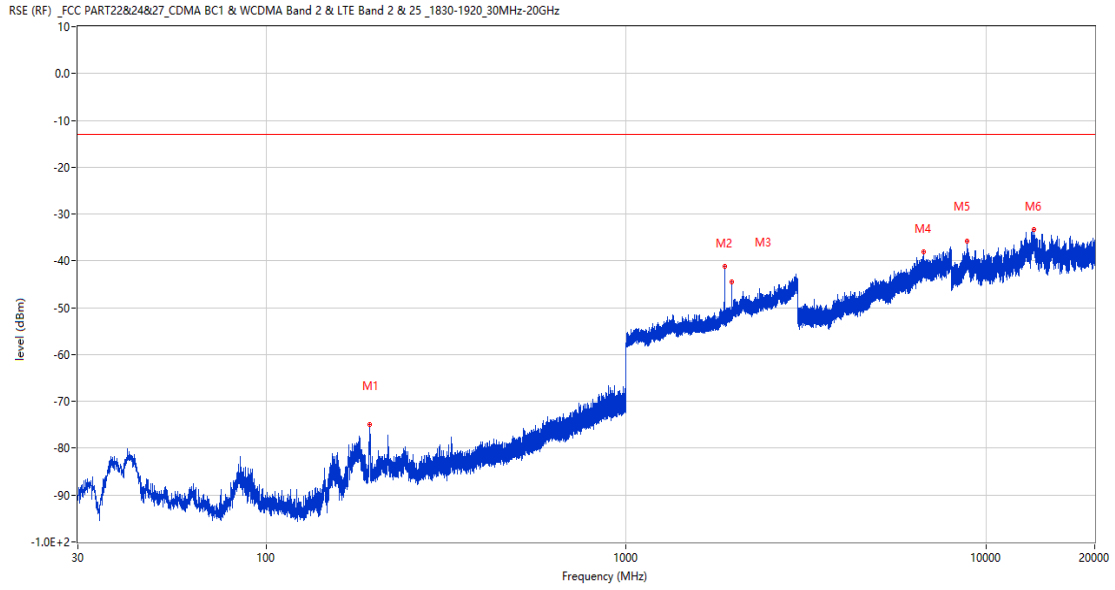
Frequency (MHz)	Result (dBm)	Factor (dB)	PK Limit (dBm)	Margin (dB)	Table (o)	ANT	EUT	Verdict
90.188	-78.03	-18.90	-13.0	65.03	0.00	Horizontal	Horizontal	Pass
1879.600	-38.32	2.76	-13.0	25.32	343.00	Horizontal	Horizontal	N/A
1961.300	-32.05	3.37	-13.0	19.05	280.00	Horizontal	Horizontal	N/A
5153.000	-43.13	12.18	-13.0	30.13	14.00	Horizontal	Horizontal	Pass
7940.000	-37.65	18.97	-13.0	24.65	236.00	Horizontal	Horizontal	Pass
13806.325	-32.99	24.38	-13.0	19.99	360.00	Horizontal	Horizontal	Pass

RSE-H&V LTE Band 2 BW3 CH18900



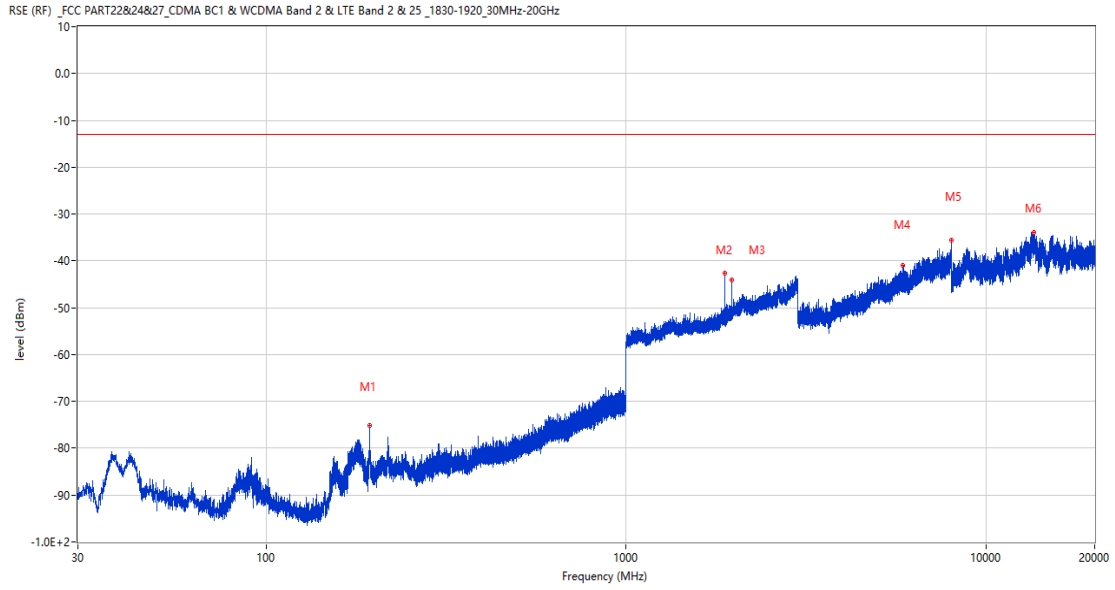
Frequency (MHz)	Result (dBm)	Factor (dB)	PK Limit (dBm)	Margin (dB)	Table (o)	ANT	EUT	Verdict
89.703	-78.79	-18.89	-13.0	65.79	343.00	Horizontal	Vertical	Pass
1879.600	-38.60	2.76	-13.0	25.60	84.00	Horizontal	Vertical	N/A
1961.900	-31.87	3.33	-13.0	18.87	287.00	Horizontal	Vertical	N/A
2972.100	-43.43	11.89	-13.0	30.43	27.00	Horizontal	Vertical	Pass
8000.000	-36.22	19.04	-13.0	23.22	46.00	Horizontal	Vertical	Pass
13397.425	-33.61	24.83	-13.0	20.61	101.00	Horizontal	Vertical	Pass

RSE-V&V LTE Band 2 BW3 CH18900



Frequency (MHz)	Result (dBm)	Factor (dB)	PK Limit (dBm)	Margin (dB)	Table (o)	ANT	EUT	Verdict
193.784	-74.99	-16.10	-13.0	61.99	360.00	Vertical	Vertical	Pass
1879.600	-41.13	2.76	-13.0	28.13	130.00	Vertical	Vertical	N/A
1961.600	-44.56	3.35	-13.0	31.56	130.00	Vertical	Vertical	N/A
6702.250	-38.01	16.83	-13.0	25.01	13.00	Vertical	Vertical	Pass
8861.650	-35.70	20.22	-13.0	22.70	334.00	Vertical	Vertical	Pass
13569.613	-33.35	25.08	-13.0	20.35	194.00	Vertical	Vertical	Pass

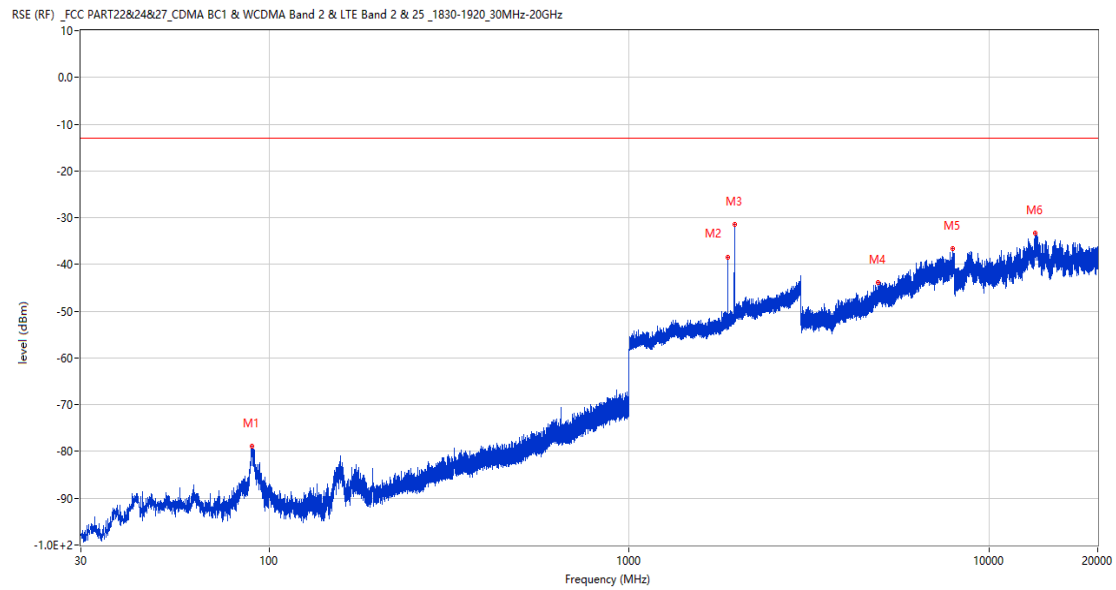
RSE-V&H LTE Band 2 BW3 CH18900



Frequency (MHz)	Result (dBm)	Factor (dB)	PK Limit (dBm)	Margin (dB)	Table (o)	ANT	EUT	Verdict
193.784	-75.14	-16.10	-13.0	62.14	1.00	Vertical	Horizontal	Pass
1879.500	-42.72	2.76	-13.0	29.72	334.00	Vertical	Horizontal	N/A
1960.200	-44.12	3.42	-13.0	31.12	162.00	Vertical	Horizontal	N/A
5865.750	-41.02	14.65	-13.0	28.02	30.00	Vertical	Horizontal	Pass
8000.000	-35.64	19.04	-13.0	22.64	220.00	Vertical	Horizontal	Pass
13561.275	-33.83	25.14	-13.0	20.83	45.00	Vertical	Horizontal	Pass

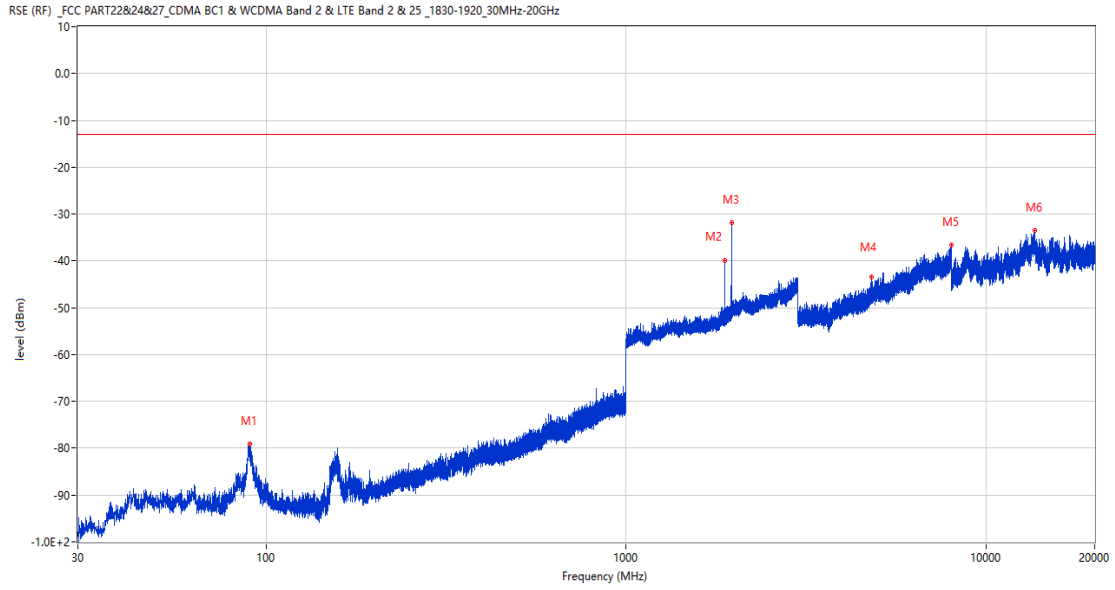
8.3 LTE Band 2 BW5, Middle Channel

RSE-H&H LTE Band 2 BW5 CH18900



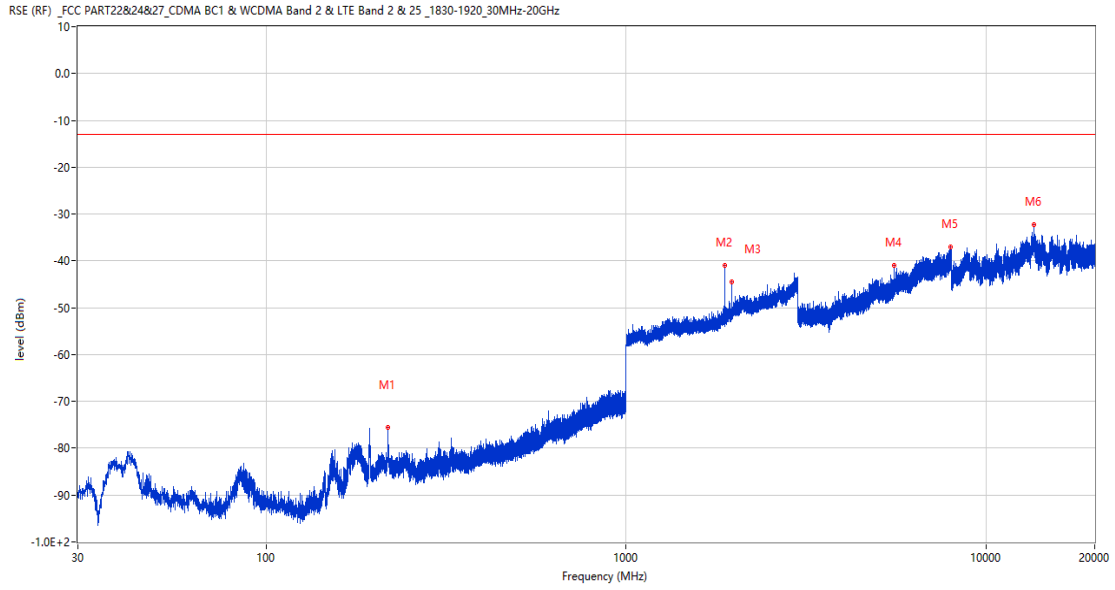
Frequency (MHz)	Result (dBm)	Factor (dB)	PK Limit (dBm)	Margin (dB)	Table (o)	ANT	EUT	Verdict
89.800	-78.87	-18.89	-13.0	65.87	139.00	Horizontal	Horizontal	Pass
1878.800	-38.46	2.75	-13.0	25.46	352.00	Horizontal	Horizontal	N/A
1960.900	-31.39	3.39	-13.0	18.39	298.00	Horizontal	Horizontal	N/A
4912.750	-43.88	13.12	-13.0	30.88	346.00	Horizontal	Horizontal	Pass
7933.000	-36.67	18.73	-13.0	23.67	31.00	Horizontal	Horizontal	Pass
13383.650	-33.26	24.75	-13.0	20.26	294.00	Horizontal	Horizontal	Pass

RSE-H&V LTE Band 2 BW5 CH18900



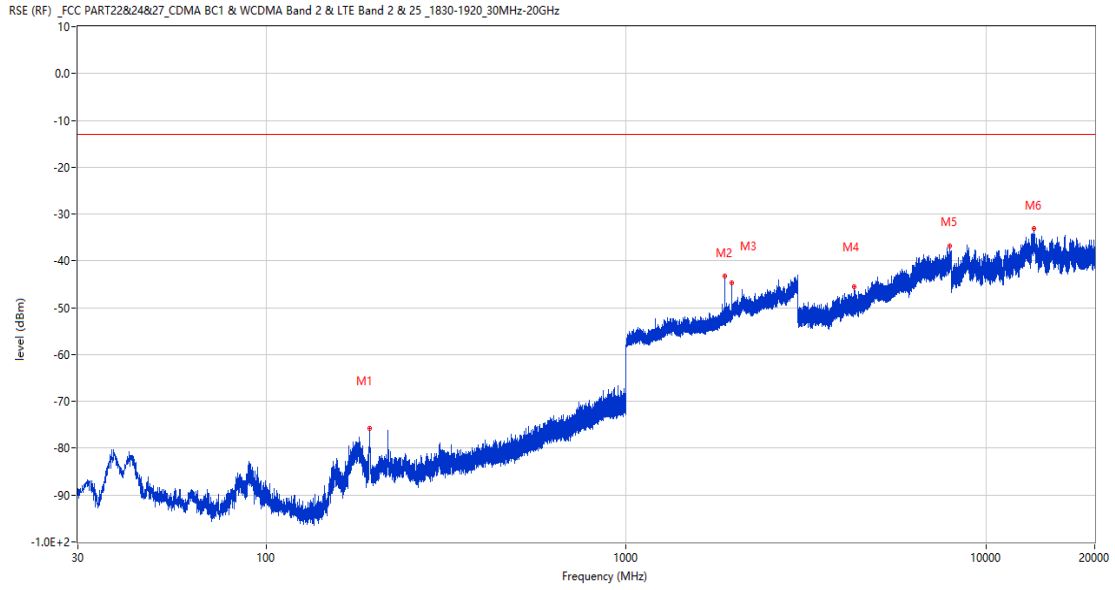
Frequency (MHz)	Result (dBm)	Factor (dB)	PK Limit (dBm)	Margin (dB)	Table (o)	ANT	EUT	Verdict
89.849	-79.16	-18.89	-13.0	66.16	360.00	Horizontal	Vertical	Pass
1878.600	-40.01	2.75	-13.0	27.01	71.00	Horizontal	Vertical	N/A
1960.200	-31.78	3.42	-13.0	18.78	295.00	Horizontal	Vertical	N/A
4808.000	-43.54	12.69	-13.0	30.54	360.00	Horizontal	Vertical	Pass
7991.750	-36.61	18.51	-13.0	23.61	207.00	Horizontal	Vertical	Pass
13598.975	-33.46	24.88	-13.0	20.46	360.00	Horizontal	Vertical	Pass

RSE-V&V LTE Band 2 BW5 CH18900



Frequency (MHz)	Result (dBm)	Factor (dB)	PK Limit (dBm)	Margin (dB)	Table (o)	ANT	EUT	Verdict
217.938	-75.47	-15.01	-13.0	62.47	27.00	Vertical	Vertical	Pass
1878.800	-40.92	2.75	-13.0	27.92	220.00	Vertical	Vertical	N/A
1961.900	-44.47	3.33	-13.0	31.47	166.00	Vertical	Vertical	N/A
5554.500	-40.93	13.17	-13.0	27.93	253.00	Vertical	Vertical	Pass
7950.000	-37.10	18.64	-13.0	24.10	270.00	Vertical	Vertical	Pass
13556.924	-32.32	25.17	-13.0	19.32	3.00	Vertical	Vertical	Pass

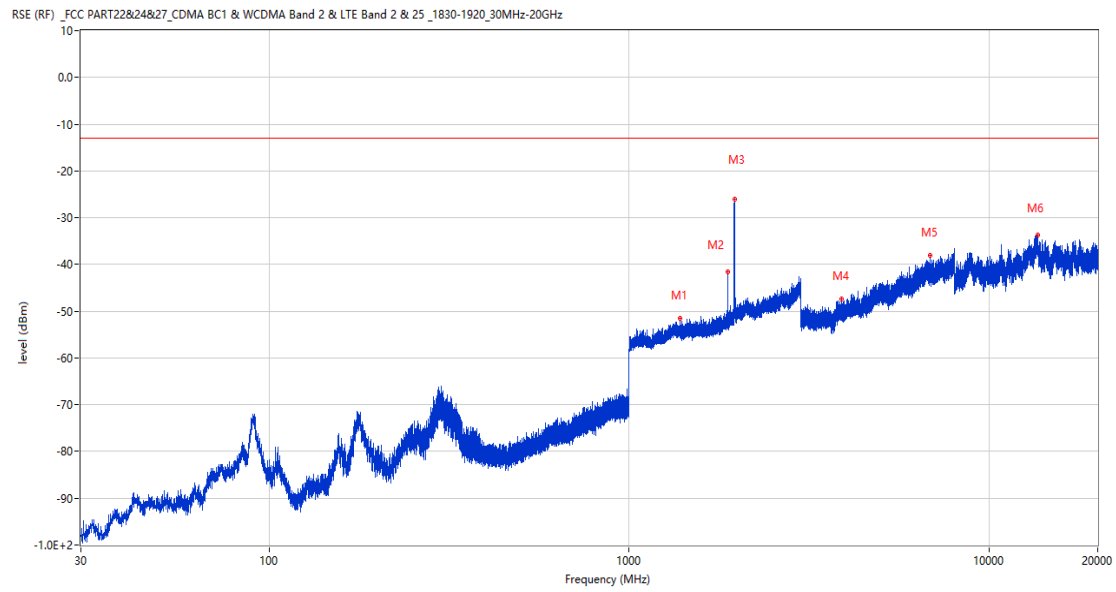
RSE-V&H LTE Band 2 BW5 CH18900



Frequency (MHz)	Result (dBm)	Factor (dB)	PK Limit (dBm)	Margin (dB)	Table (o)	ANT	EUT	Verdict
193.736	-75.71	-16.11	-13.0	62.71	360.00	Vertical	Horizontal	Pass
1878.800	-43.20	2.75	-13.0	30.20	172.00	Vertical	Horizontal	N/A
1960.400	-44.74	3.41	-13.0	31.74	149.00	Vertical	Horizontal	N/A
4307.500	-45.42	10.62	-13.0	32.42	270.00	Vertical	Horizontal	Pass
7933.500	-36.72	18.78	-13.0	23.72	56.00	Vertical	Horizontal	Pass
13530.463	-33.07	24.72	-13.0	20.07	360.00	Vertical	Horizontal	Pass

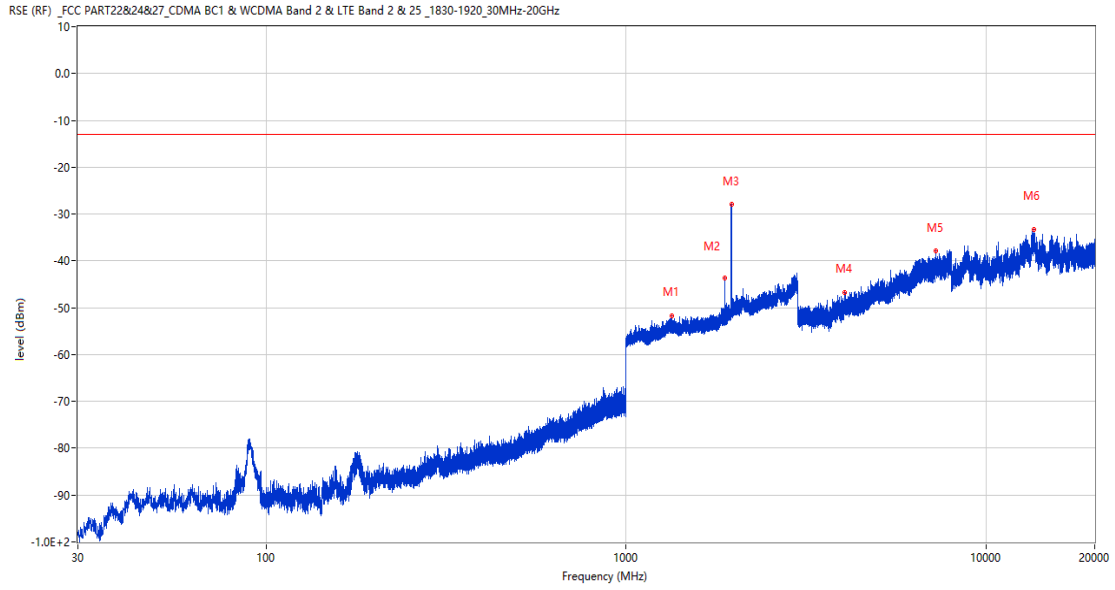
8.4 LTE Band 2 BW10, Middle Channel

RSE-H&H LTE Band 2 BW10 CH18900



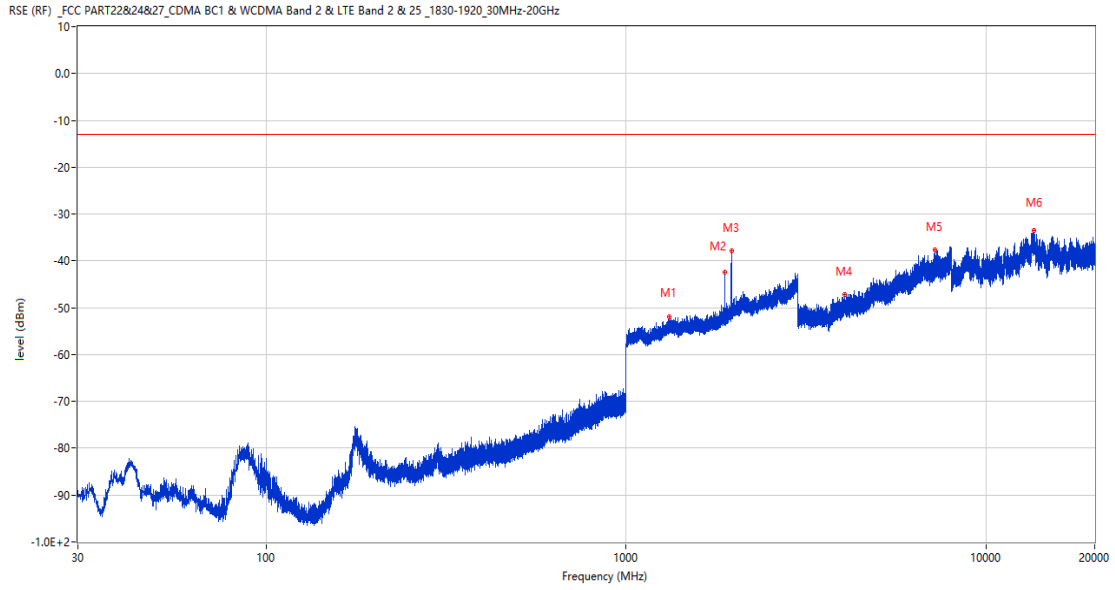
Frequency (MHz)	Result (dBm)	Factor (dB)	PK Limit (dBm)	Margin (dB)	Table (o)	ANT	EUT	Verdict
1384.500	-51.53	0.20	-13.0	38.53	360.00	Horizontal	Horizontal	Pass
1875.500	-41.52	2.73	-13.0	28.52	15.00	Horizontal	Horizontal	N/A
1960.400	-26.07	3.41	-13.0	13.07	291.00	Horizontal	Horizontal	N/A
3883.500	-47.31	9.43	-13.0	34.31	117.00	Horizontal	Horizontal	Pass
6848.500	-38.01	16.42	-13.0	25.01	42.00	Horizontal	Horizontal	Pass
13618.550	-33.71	24.86	-13.0	20.71	206.00	Horizontal	Horizontal	Pass

RSE-H&V LTE Band 2 BW10 CH18900



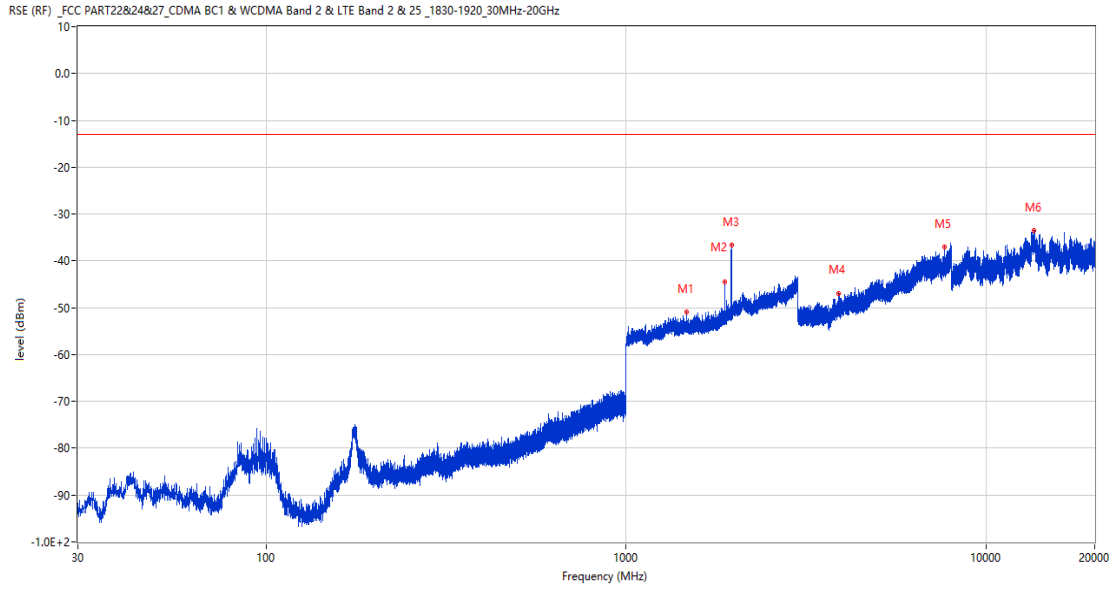
Frequency (MHz)	Result (dBm)	Factor (dB)	PK Limit (dBm)	Margin (dB)	Table (o)	ANT	EUT	Verdict
1334.800	-51.63	0.62	-13.0	38.63	303.00	Horizontal	Vertical	Pass
1876.400	-43.68	2.73	-13.0	30.68	176.00	Horizontal	Vertical	N/A
1958.000	-27.89	3.47	-13.0	14.89	109.00	Horizontal	Vertical	N/A
4043.000	-46.67	10.26	-13.0	33.67	360.00	Horizontal	Vertical	Pass
7253.750	-37.89	17.70	-13.0	24.89	259.00	Horizontal	Vertical	Pass
13551.487	-33.30	25.21	-13.0	20.30	16.00	Horizontal	Vertical	Pass

RSE-V&V LTE Band 2 BW10 CH18900



Frequency (MHz)	Result (dBm)	Factor (dB)	PK Limit (dBm)	Margin (dB)	Table (o)	ANT	EUT	Verdict
1317.200	-51.84	0.60	-13.0	38.84	281.00	Vertical	Vertical	Pass
1876.700	-42.36	2.73	-13.0	29.36	269.00	Vertical	Vertical	N/A
1962.000	-37.86	3.33	-13.0	24.86	170.00	Vertical	Vertical	N/A
4051.250	-47.23	10.87	-13.0	34.23	201.00	Vertical	Vertical	Pass
7209.250	-37.59	16.42	-13.0	24.59	201.00	Vertical	Vertical	Pass
13557.650	-33.44	25.17	-13.0	20.44	113.00	Vertical	Vertical	Pass

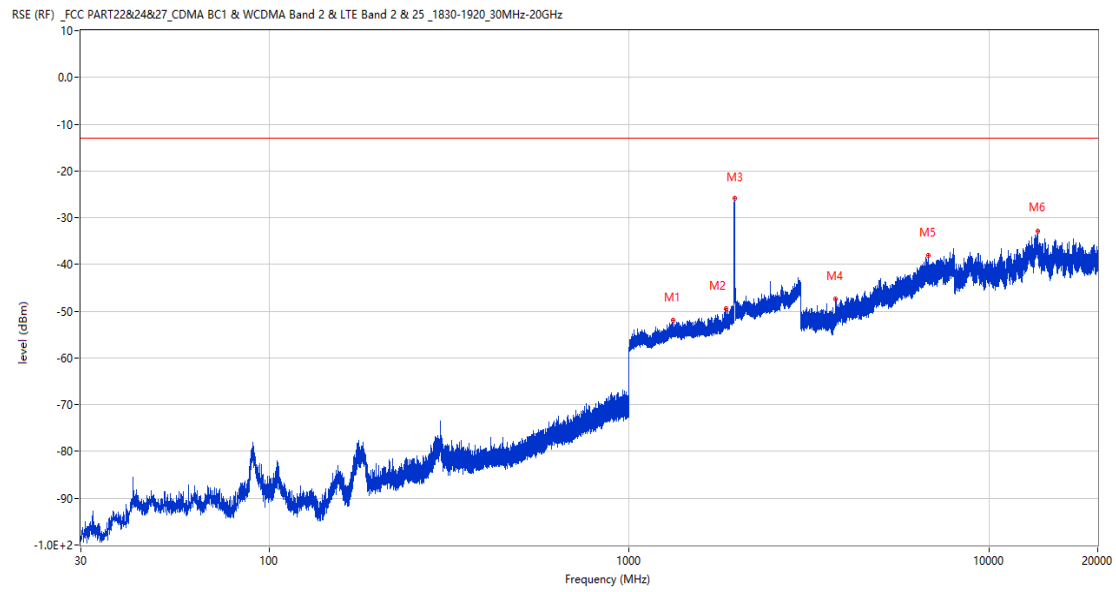
RSE-V&H LTE Band 2 BW10 CH18900



Frequency (MHz)	Result (dBm)	Factor (dB)	PK Limit (dBm)	Margin (dB)	Table (o)	ANT	EUT	Verdict
1473.100	-50.91	0.56	-13.0	37.91	340.00	Vertical	Horizontal	Pass
1875.300	-44.41	2.72	-13.0	31.41	175.00	Vertical	Horizontal	N/A
1959.400	-36.55	3.35	-13.0	23.55	181.00	Vertical	Horizontal	N/A
3882.500	-46.96	9.39	-13.0	33.96	95.00	Vertical	Horizontal	Pass
7649.000	-36.95	17.11	-13.0	23.95	193.00	Vertical	Horizontal	Pass
13585.200	-33.50	24.97	-13.0	20.50	0.00	Vertical	Horizontal	Pass

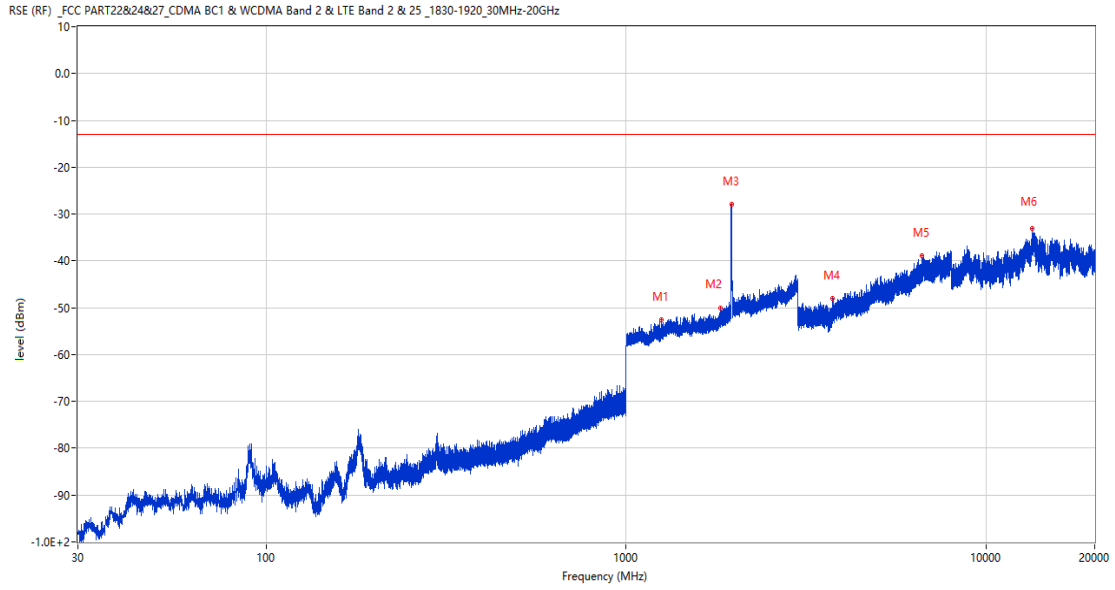
8.5 LTE Band 2 BW15, Middle Channel

RSE-H&H LTE Band 2 BW15 CH18900



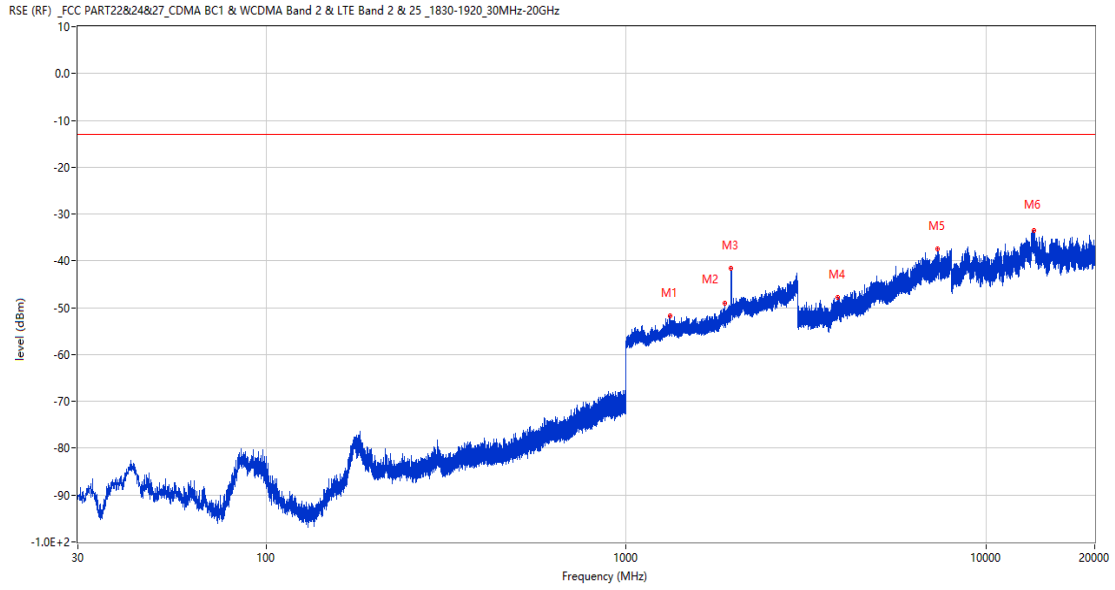
Frequency (MHz)	Result (dBm)	Factor (dB)	PK Limit (dBm)	Margin (dB)	Table (o)	ANT	EUT	Verdict
1326.900	-52.00	0.69	-13.0	39.00	3.00	Horizontal	Horizontal	Pass
1853.500	-49.53	2.56	-13.0	36.53	101.00	Horizontal	Horizontal	N/A
1964.100	-25.91	3.30	-13.0	12.91	298.00	Horizontal	Horizontal	N/A
3745.000	-47.46	9.21	-13.0	34.46	38.00	Horizontal	Horizontal	Pass
6789.500	-38.14	16.40	-13.0	25.14	3.00	Horizontal	Horizontal	Pass
13634.500	-32.80	24.84	-13.0	19.80	160.00	Horizontal	Horizontal	Pass

RSE-H&V LTE Band 2 BW15 CH18900



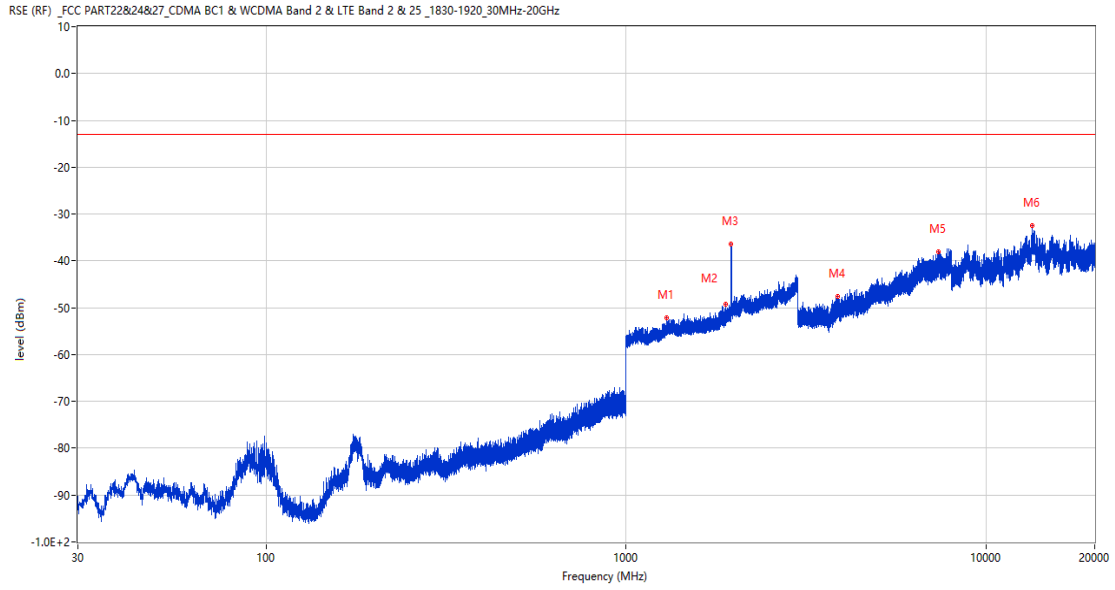
Frequency (MHz)	Result (dBm)	Factor (dB)	PK Limit (dBm)	Margin (dB)	Table (o)	ANT	EUT	Verdict
1252.800	-52.49	-0.75	-13.0	39.49	2.00	Horizontal	Vertical	Pass
1824.600	-50.02	1.49	-13.0	37.02	360.00	Horizontal	Vertical	Pass
1966.200	-27.86	3.35	-13.0	14.86	277.00	Horizontal	Vertical	N/A
3743.500	-48.11	9.09	-13.0	35.11	192.00	Horizontal	Vertical	Pass
6607.750	-38.90	16.00	-13.0	25.90	208.00	Horizontal	Vertical	Pass
13388.000	-33.02	24.78	-13.0	20.02	134.00	Horizontal	Vertical	Pass

RSE-V&V LTE Band 2 BW15 CH18900



Frequency (MHz)	Result (dBm)	Factor (dB)	PK Limit (dBm)	Margin (dB)	Table (o)	ANT	EUT	Verdict
1327.100	-51.81	0.70	-13.0	38.81	92.00	Vertical	Vertical	Pass
1874.400	-49.11	2.72	-13.0	36.11	255.00	Vertical	Vertical	N/A
1954.400	-41.62	3.19	-13.0	28.62	310.00	Vertical	Vertical	N/A
3869.750	-47.79	9.72	-13.0	34.79	241.00	Vertical	Vertical	Pass
7306.500	-37.42	16.79	-13.0	24.42	10.00	Vertical	Vertical	Pass
13560.188	-33.43	25.15	-13.0	20.43	86.00	Vertical	Vertical	Pass

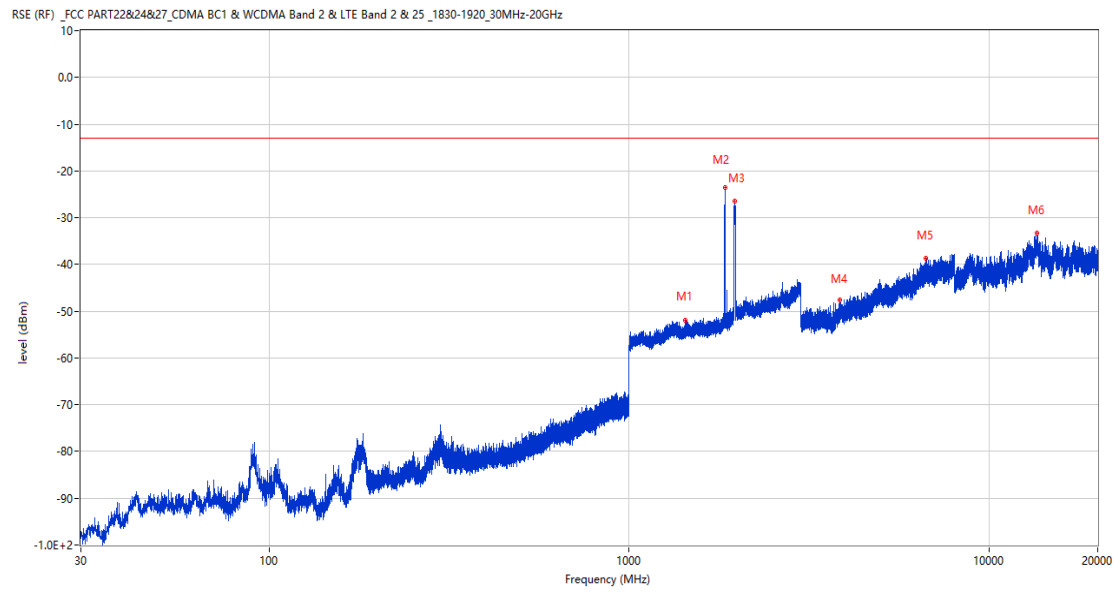
RSE-V&H LTE Band 2 BW15 CH18900



Frequency (MHz)	Result (dBm)	Factor (dB)	PK Limit (dBm)	Margin (dB)	Table (o)	ANT	EUT	Verdict
1292.200	-52.14	0.62	-13.0	39.14	41.00	Vertical	Horizontal	Pass
1883.900	-49.32	2.79	-13.0	36.32	303.00	Vertical	Horizontal	N/A
1956.100	-36.50	3.33	-13.0	23.50	181.00	Vertical	Horizontal	N/A
3865.500	-47.66	9.86	-13.0	34.66	156.00	Vertical	Horizontal	Pass
7341.250	-38.03	17.12	-13.0	25.03	91.00	Vertical	Horizontal	Pass
13407.575	-32.49	24.80	-13.0	19.49	360.00	Vertical	Horizontal	Pass

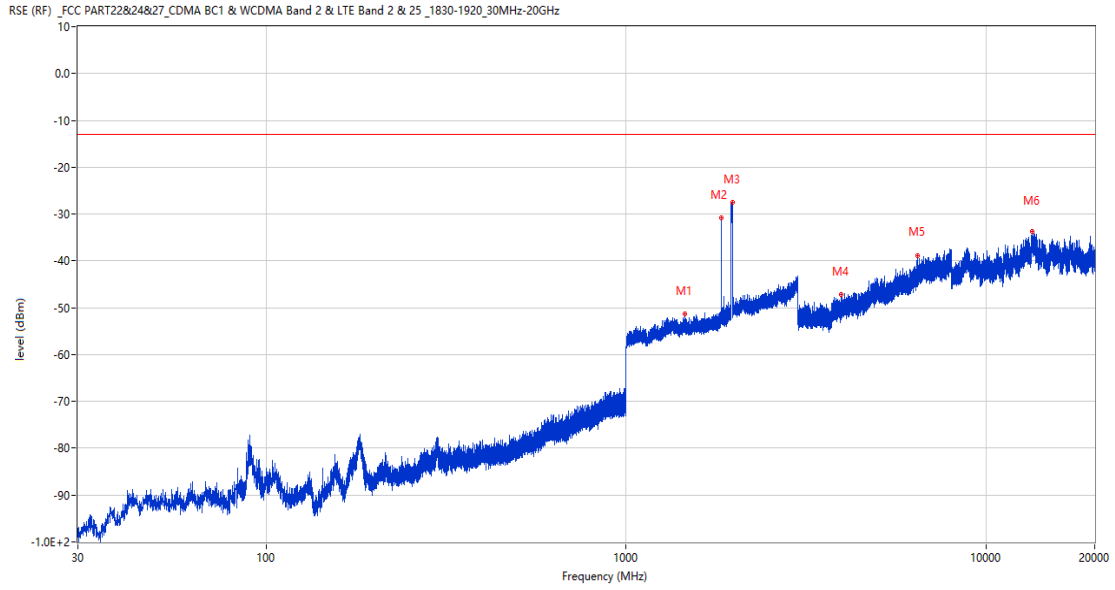
8.6 LTE Band 2 BW20, Middle Channel

RSE-H&H LTE Band 2 BW20 CH18900



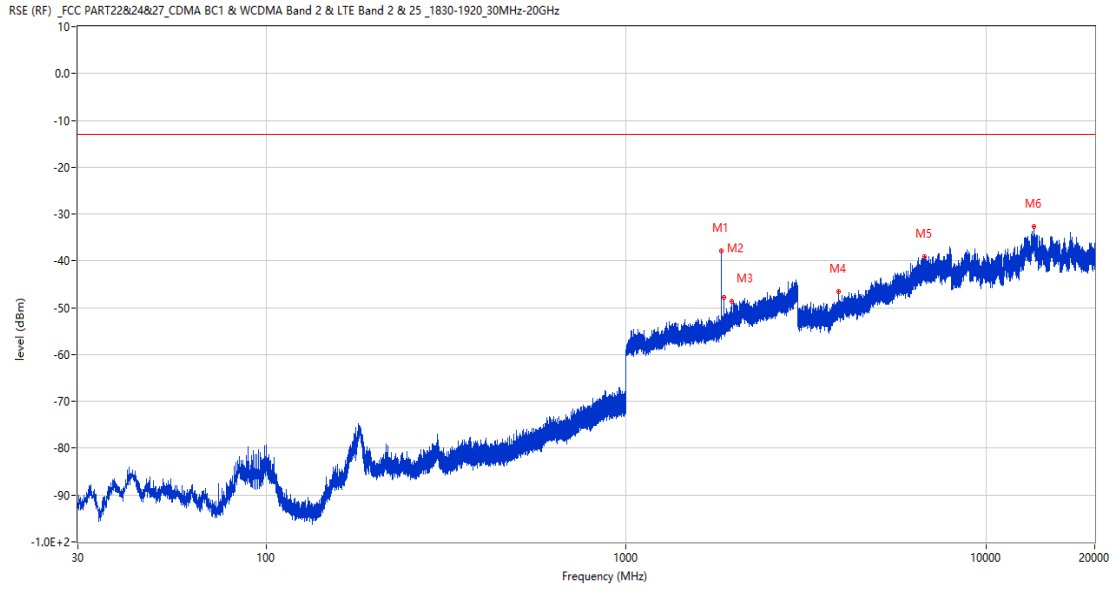
Frequency (MHz)	Result (dBm)	Factor (dB)	PK Limit (dBm)	Margin (dB)	Table (o)	ANT	EUT	Verdict
1434.600	-51.96	0.61	-13.0	38.96	169.00	Horizontal	Horizontal	Pass
1842.100	-23.49	2.42	-13.0	10.49	59.00	Horizontal	Horizontal	N/A
1959.300	-26.45	3.35	-13.0	13.45	284.00	Horizontal	Horizontal	N/A
3845.000	-47.50	9.38	-13.0	34.50	208.00	Horizontal	Horizontal	Pass
6670.750	-38.77	16.55	-13.0	25.77	356.00	Horizontal	Horizontal	Pass
13547.862	-33.30	25.17	-13.0	20.30	224.00	Horizontal	Horizontal	Pass

RSE-H&V LTE Band 2 BW20 CH18900



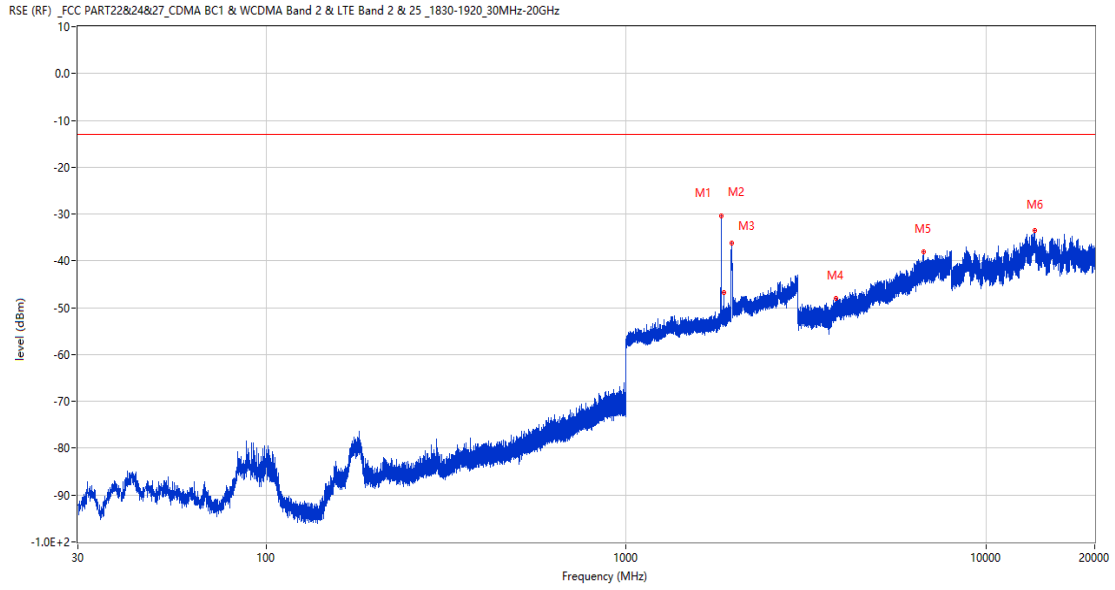
Frequency (MHz)	Result (dBm)	Factor (dB)	PK Limit (dBm)	Margin (dB)	Table (o)	ANT	EUT	Verdict
1456.700	-51.36	0.65	-13.0	38.36	0.00	Horizontal	Vertical	Pass
1836.600	-30.87	2.14	-13.0	17.87	213.00	Horizontal	Vertical	N/A
1969.100	-27.48	3.44	-13.0	14.48	286.00	Horizontal	Vertical	N/A
3956.500	-47.25	9.66	-13.0	34.25	88.00	Horizontal	Vertical	Pass
6451.750	-38.95	16.85	-13.0	25.95	22.00	Horizontal	Vertical	Pass
13410.475	-33.80	24.78	-13.0	20.80	3.00	Horizontal	Vertical	Pass

RSE-V&V LTE Band 2 BW20 CH18900



Frequency (MHz)	Result (dBm)	Factor (dB)	PK Limit (dBm)	Margin (dB)	Table (o)	ANT	EUT	Verdict
1835.300	-37.91	1.95	-13.0	24.91	360.00	Vertical	Vertical	N/A
1870.800	-47.75	2.69	-13.0	34.75	345.00	Vertical	Vertical	N/A
1963.800	-48.68	3.30	-13.0	35.68	360.00	Vertical	Vertical	N/A
3886.000	-46.60	9.57	-13.0	33.60	125.00	Vertical	Vertical	Pass
6751.000	-39.02	15.84	-13.0	26.02	125.00	Vertical	Vertical	Pass
13587.013	-32.75	24.96	-13.0	19.75	267.00	Vertical	Vertical	Pass

RSE-V&H LTE Band 2 BW20 CH18900

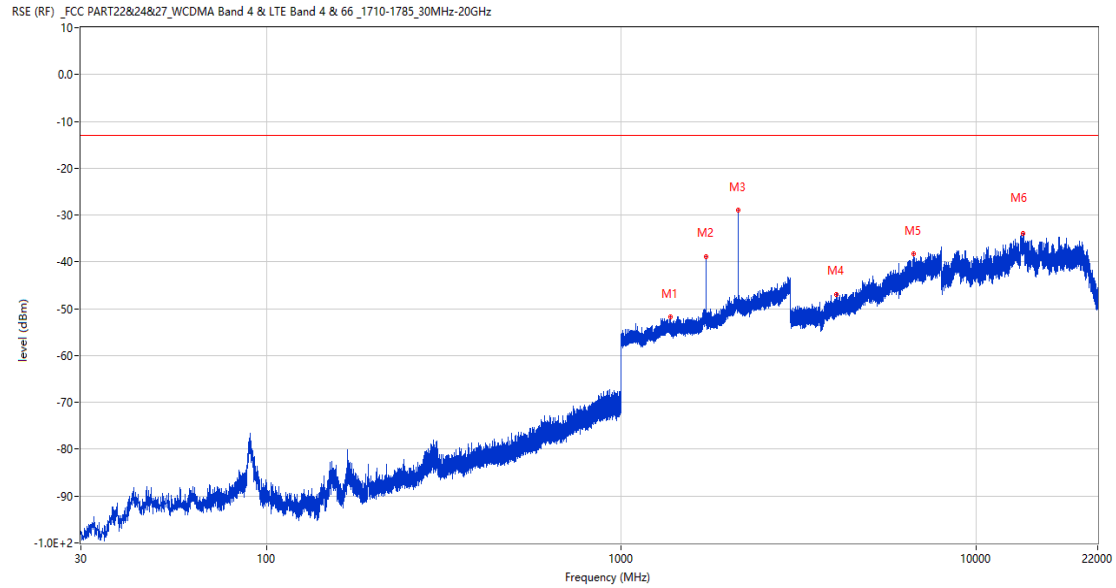


Frequency (MHz)	Result (dBm)	Factor (dB)	PK Limit (dBm)	Margin (dB)	Table (o)	ANT	EUT	Verdict
1835.500	-30.38	1.95	-13.0	17.38	173.00	Vertical	Horizontal	N/A
1870.900	-46.81	2.69	-13.0	33.81	173.00	Vertical	Horizontal	N/A
1967.400	-36.19	3.35	-13.0	23.19	166.00	Vertical	Horizontal	N/A
3823.750	-48.00	8.99	-13.0	35.00	170.00	Vertical	Horizontal	Pass
6698.000	-38.09	16.90	-13.0	25.09	284.00	Vertical	Horizontal	Pass
13598.250	-33.47	24.88	-13.0	20.47	66.00	Vertical	Horizontal	Pass

9 LTE Band 4

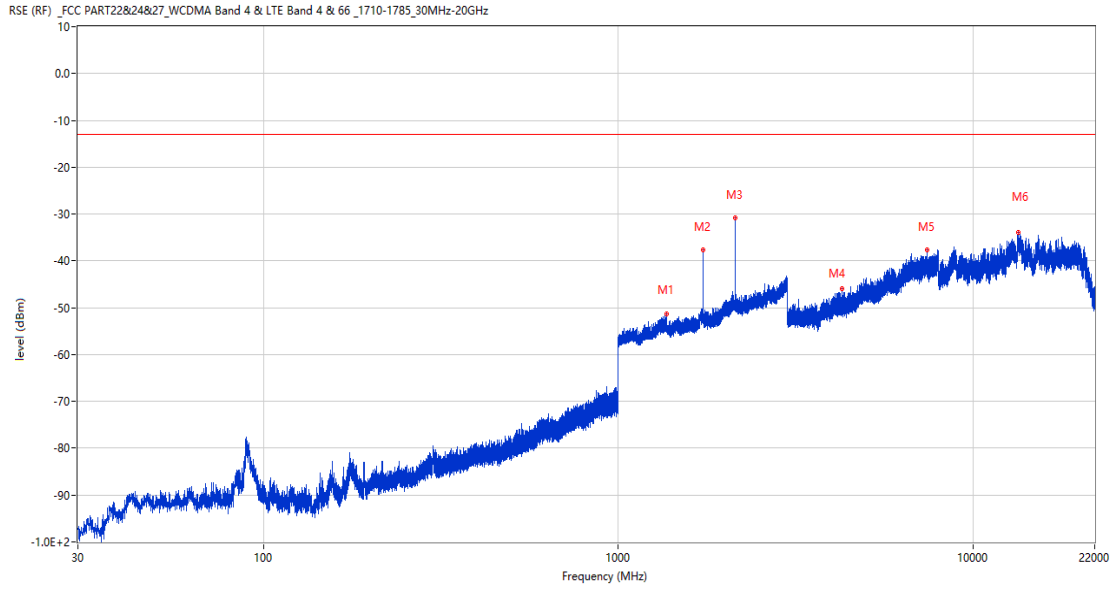
9.1 LTE Band 4 BW1.4, Middle Channel

RSE-H&H LTE Band 4 BW1.4 CH20175



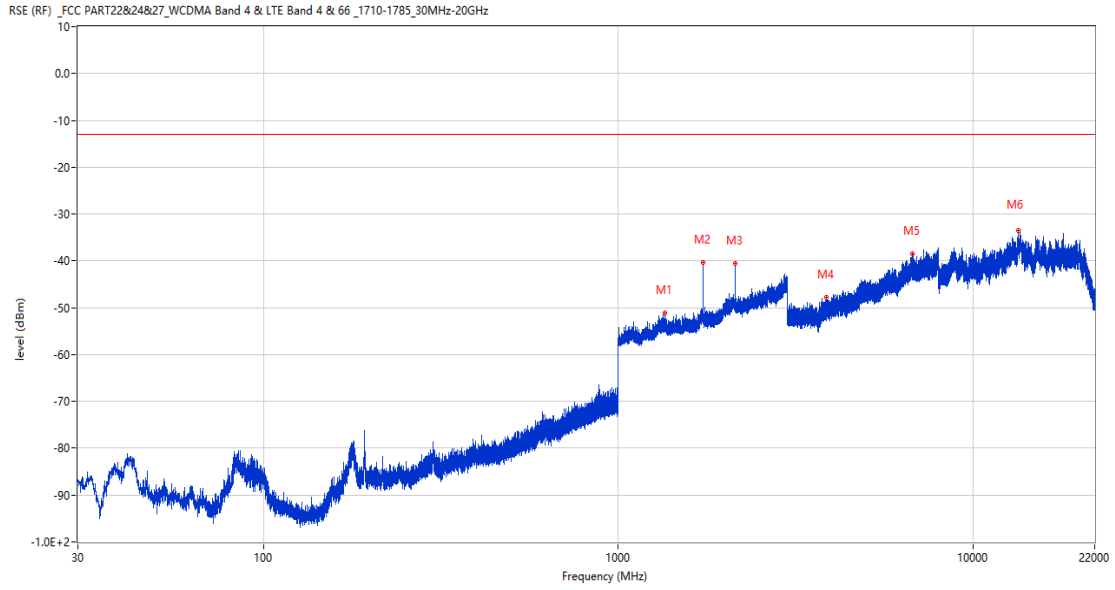
Frequency (MHz)	Result (dBm)	Factor (dB)	PK Limit (dBm)	Margin (dB)	Table (o)	ANT	EUT	Verdict
1378.800	-51.69	0.27	-13.0	38.69	202.00	Horizontal	Horizontal	Pass
1733.000	-38.81	2.44	-13.0	25.81	296.00	Horizontal	Horizontal	N/A
2133.600	-29.01	4.86	-13.0	16.01	276.00	Horizontal	Horizontal	N/A
4046.750	-46.87	10.63	-13.0	33.87	344.00	Horizontal	Horizontal	Pass
6676.500	-38.24	16.78	-13.0	25.24	72.00	Horizontal	Horizontal	Pass
13567.700	-33.89	25.10	-13.0	20.89	295.00	Horizontal	Horizontal	Pass

RSE-H&V LTE Band 4 BW1.4 CH20175



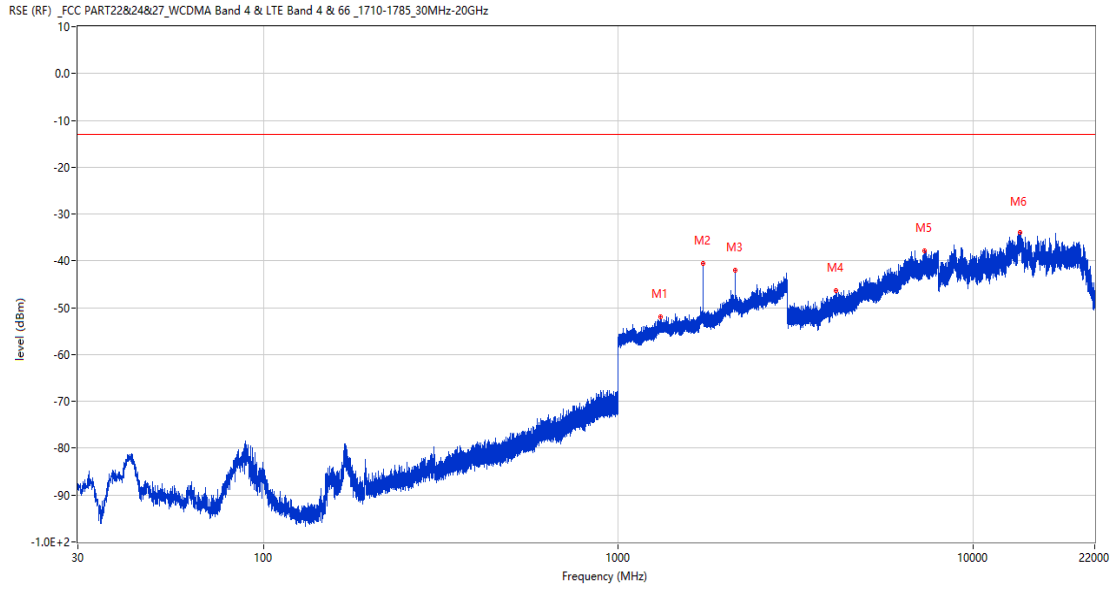
Frequency (MHz)	Result (dBm)	Factor (dB)	PK Limit (dBm)	Margin (dB)	Table (o)	ANT	EUT	Verdict
1364.500	-51.24	0.77	-13.0	38.24	89.00	Horizontal	Vertical	Pass
1733.000	-37.57	2.44	-13.0	24.57	170.00	Horizontal	Vertical	N/A
2133.500	-30.85	4.86	-13.0	17.85	275.00	Horizontal	Vertical	N/A
4271.750	-45.93	10.22	-13.0	32.93	186.00	Horizontal	Vertical	Pass
7407.500	-37.60	17.98	-13.0	24.60	252.00	Horizontal	Vertical	Pass
13368.362	-34.01	24.65	-13.0	21.01	275.00	Horizontal	Vertical	Pass

RSE-V&V LTE Band 4 BW1.4 CH20175



Frequency (MHz)	Result (dBm)	Factor (dB)	PK Limit (dBm)	Margin (dB)	Table (o)	ANT	EUT	Verdict
1354.200	-51.14	0.55	-13.0	38.14	357.00	Vertical	Vertical	Pass
1732.700	-40.42	2.44	-13.0	27.42	333.00	Vertical	Vertical	N/A
2133.700	-40.64	4.88	-13.0	27.64	179.00	Vertical	Vertical	N/A
3864.500	-47.83	9.84	-13.0	34.83	0.00	Vertical	Vertical	Pass
6721.500	-38.53	16.63	-13.0	25.53	360.00	Vertical	Vertical	Pass
13395.651	-33.58	24.82	-13.0	20.58	226.00	Vertical	Vertical	Pass

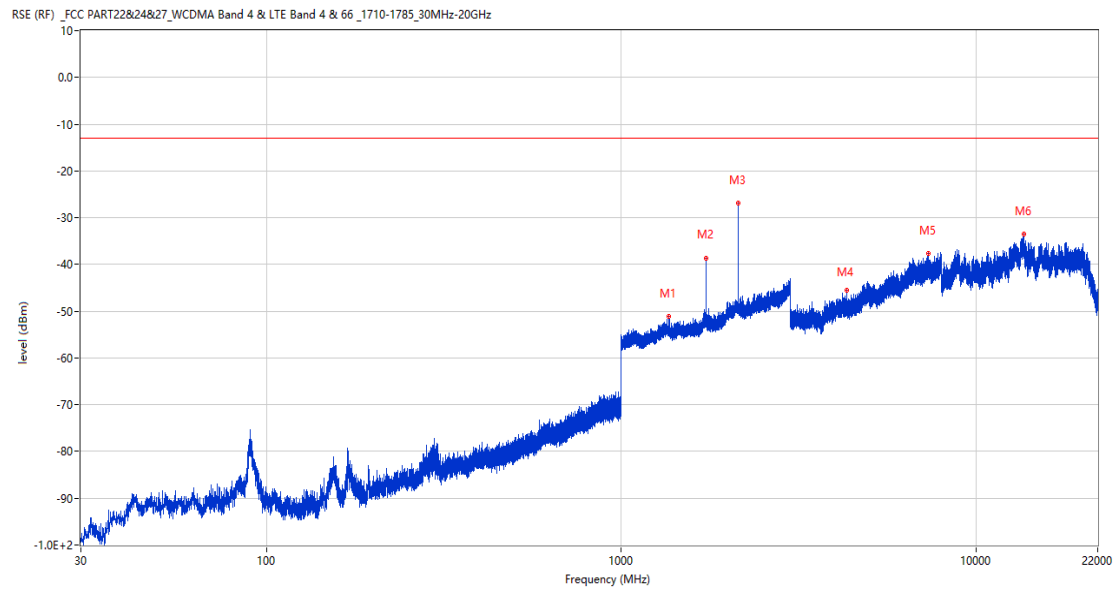
RSE-V&H LTE Band 4 BW1.4 CH20175



Frequency (MHz)	Result (dBm)	Factor (dB)	PK Limit (dBm)	Margin (dB)	Table (o)	ANT	EUT	Verdict
1318.400	-51.90	0.58	-13.0	38.90	318.00	Vertical	Horizontal	Pass
1733.000	-40.54	2.44	-13.0	27.54	65.00	Vertical	Horizontal	N/A
2133.400	-42.09	4.86	-13.0	29.09	207.00	Vertical	Horizontal	N/A
4109.500	-46.41	9.80	-13.0	33.41	245.00	Vertical	Horizontal	Pass
7310.000	-37.80	16.89	-13.0	24.80	127.00	Vertical	Horizontal	Pass
13528.849	-33.83	24.68	-13.0	20.83	275.00	Vertical	Horizontal	Pass

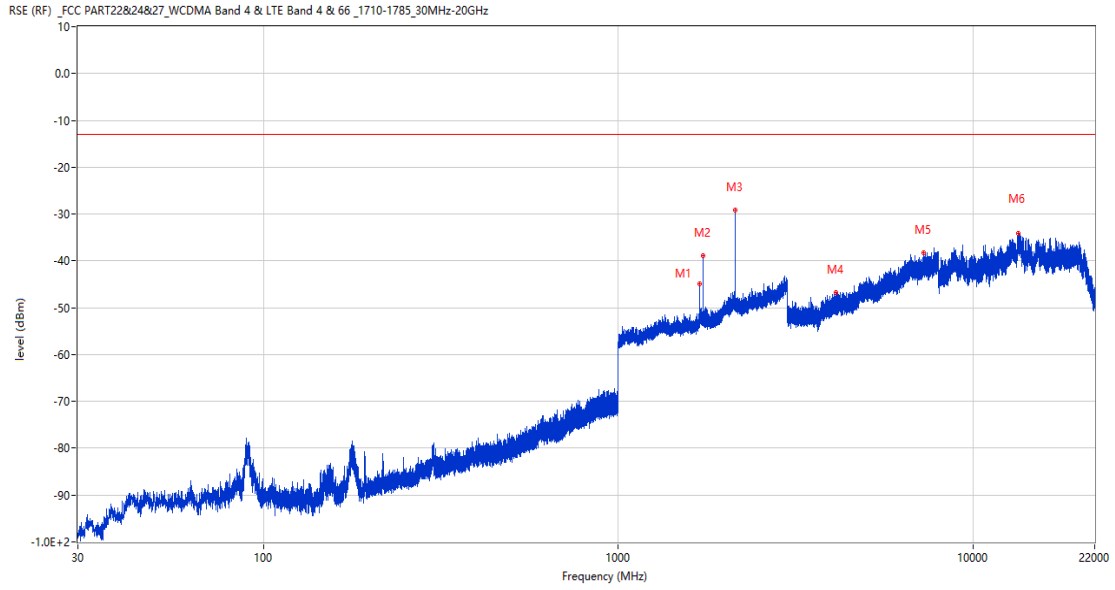
9.2 LTE Band 4 BW3, Middle Channel

RSE-H&H LTE Band 4 BW3 CH20175



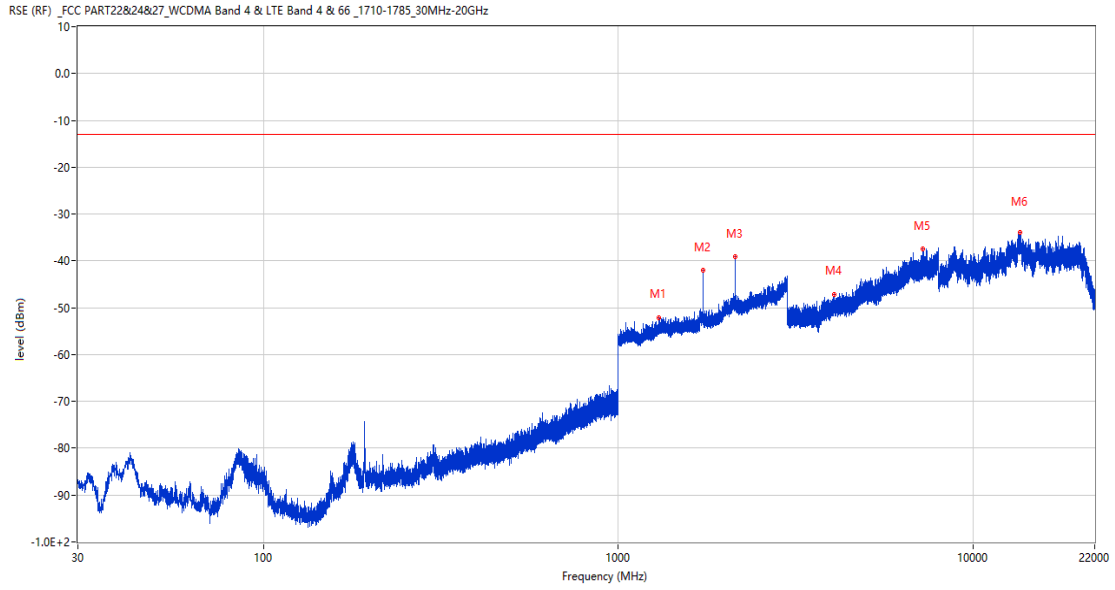
Frequency (MHz)	Result (dBm)	Factor (dB)	PK Limit (dBm)	Margin (dB)	Table (o)	ANT	EUT	Verdict
1357.800	-51.05	0.76	-13.0	38.05	151.00	Horizontal	Horizontal	Pass
1732.100	-38.75	2.45	-13.0	25.75	237.00	Horizontal	Horizontal	N/A
2133.200	-26.94	4.87	-13.0	13.94	286.00	Horizontal	Horizontal	N/A
4307.500	-45.58	10.62	-13.0	32.58	353.00	Horizontal	Horizontal	Pass
7325.250	-37.74	17.25	-13.0	24.74	41.00	Horizontal	Horizontal	Pass
13645.400	-33.46	24.83	-13.0	20.46	229.00	Horizontal	Horizontal	Pass

RSE-H&V LTE Band 4 BW3 CH20175



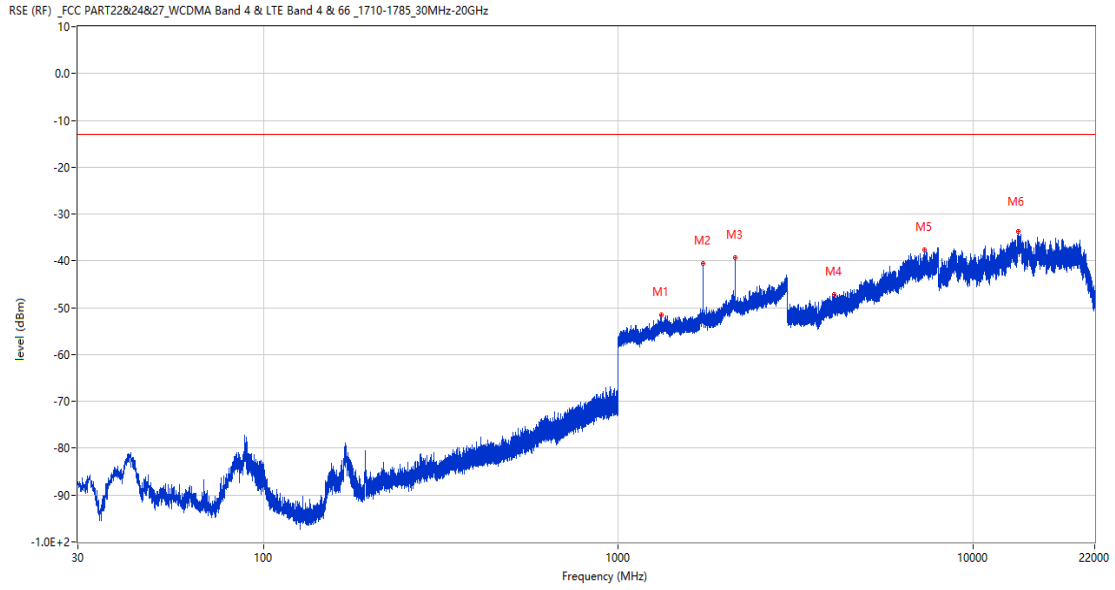
Frequency (MHz)	Result (dBm)	Factor (dB)	PK Limit (dBm)	Margin (dB)	Table (o)	ANT	EUT	Verdict
1699.100	-44.96	2.39	-13.0	31.96	333.00	Horizontal	Vertical	Pass
1732.100	-38.89	2.45	-13.0	25.89	206.00	Horizontal	Vertical	N/A
2134.100	-29.18	4.95	-13.0	16.18	236.00	Horizontal	Vertical	N/A
4115.750	-46.75	9.64	-13.0	33.75	255.00	Horizontal	Vertical	Pass
7236.000	-38.29	17.30	-13.0	25.29	60.00	Horizontal	Vertical	Pass
13389.638	-34.19	24.79	-13.0	21.19	360.00	Horizontal	Vertical	Pass

RSE-V&V LTE Band 4 BW3 CH20175



Frequency (MHz)	Result (dBm)	Factor (dB)	PK Limit (dBm)	Margin (dB)	Table (o)	ANT	EUT	Verdict
1298.500	-52.04	0.71	-13.0	39.04	27.00	Vertical	Vertical	Pass
1732.200	-41.96	2.45	-13.0	28.96	218.00	Vertical	Vertical	N/A
2133.200	-39.13	4.87	-13.0	26.13	206.00	Vertical	Vertical	N/A
4064.250	-47.07	10.48	-13.0	34.07	86.00	Vertical	Vertical	Pass
7208.000	-37.51	16.46	-13.0	24.51	20.00	Vertical	Vertical	Pass
13552.900	-33.84	25.20	-13.0	20.84	114.00	Vertical	Vertical	Pass

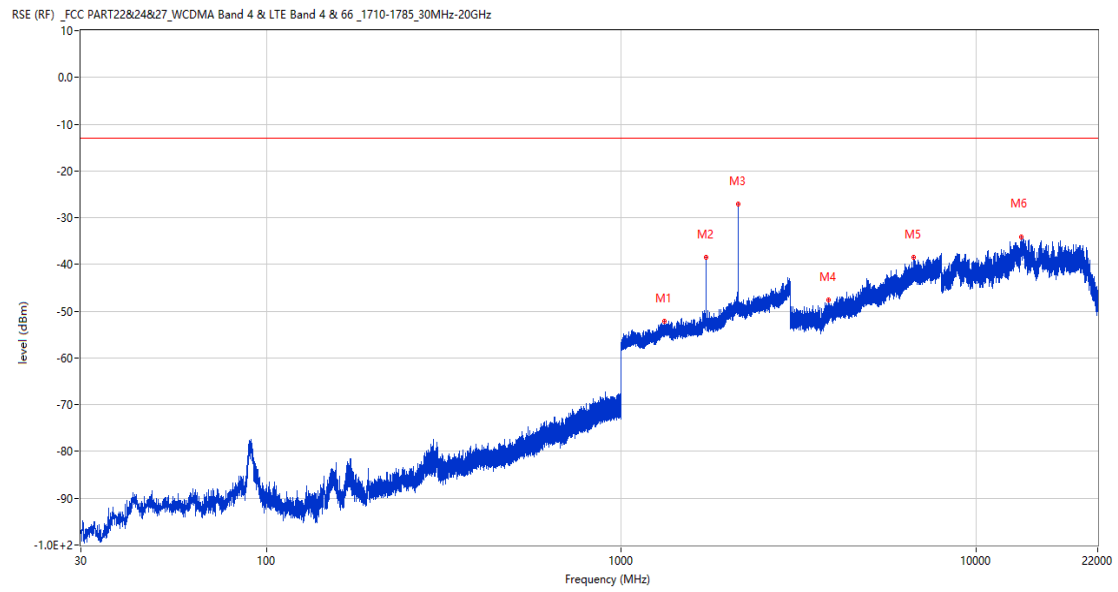
RSE-V&H LTE Band 4 BW3 CH20175



Frequency (MHz)	Result (dBm)	Factor (dB)	PK Limit (dBm)	Margin (dB)	Table (o)	ANT	EUT	Verdict
1323.500	-51.50	0.55	-13.0	38.50	173.00	Vertical	Horizontal	Pass
1732.100	-40.57	2.45	-13.0	27.57	167.00	Vertical	Horizontal	N/A
2133.500	-39.26	4.86	-13.0	26.26	198.00	Vertical	Horizontal	N/A
4050.750	-47.11	10.87	-13.0	34.11	61.00	Vertical	Horizontal	Pass
7309.000	-37.62	16.90	-13.0	24.62	84.00	Vertical	Horizontal	Pass
13373.450	-33.67	24.69	-13.0	20.67	360.00	Vertical	Horizontal	Pass

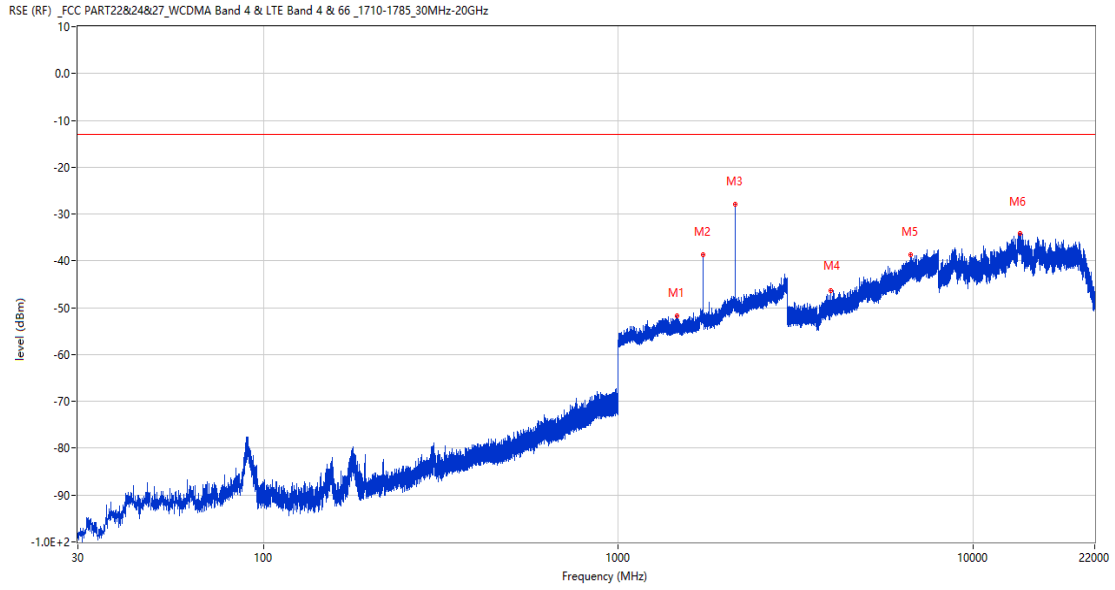
9.3 LTE Band 4 BW5, Middle Channel

RSE-H&H LTE Band 4 BW5 CH20175



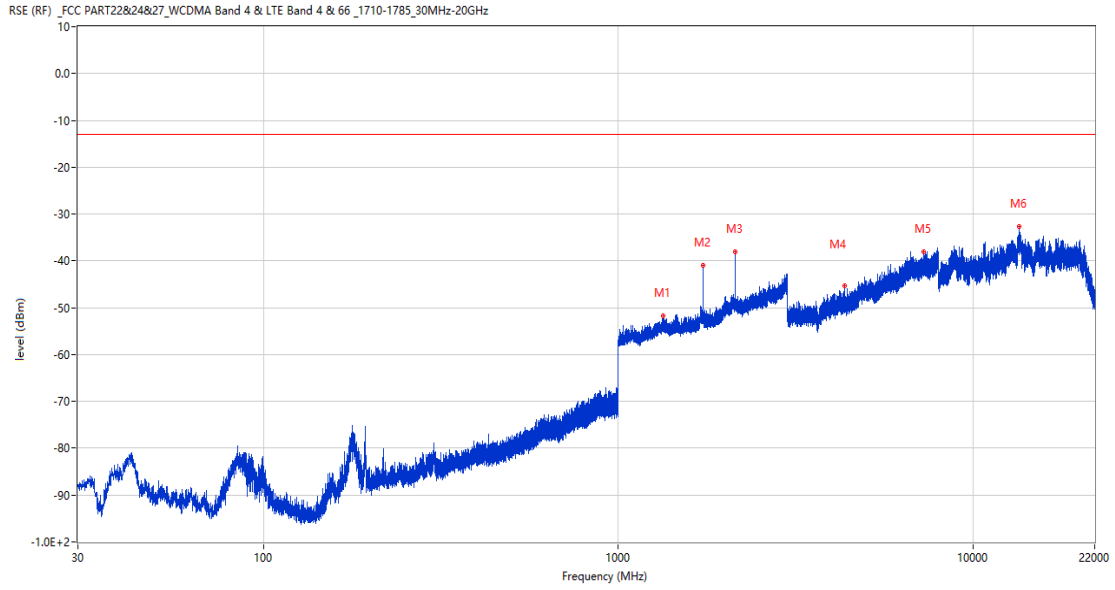
Frequency (MHz)	Result (dBm)	Factor (dB)	PK Limit (dBm)	Margin (dB)	Table (o)	ANT	EUT	Verdict
1321.000	-52.22	0.52	-13.0	39.22	216.00	Horizontal	Horizontal	Pass
1731.300	-38.50	2.46	-13.0	25.50	64.00	Horizontal	Horizontal	N/A
2133.500	-27.14	4.86	-13.0	14.14	277.00	Horizontal	Horizontal	N/A
3843.500	-47.60	9.35	-13.0	34.60	73.00	Horizontal	Horizontal	Pass
6653.250	-38.50	16.08	-13.0	25.50	214.00	Horizontal	Horizontal	Pass
13394.263	-34.14	24.81	-13.0	21.14	296.00	Horizontal	Horizontal	Pass

RSE-H&V LTE Band 4 BW5 CH20175



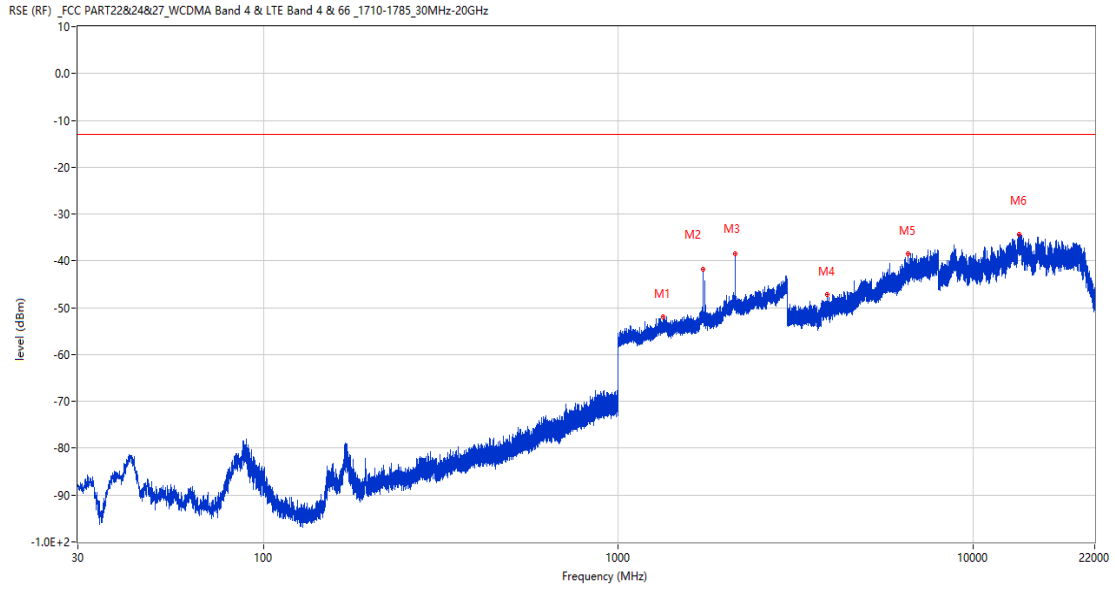
Frequency (MHz)	Result (dBm)	Factor (dB)	PK Limit (dBm)	Margin (dB)	Table (o)	ANT	EUT	Verdict
1461.000	-51.78	0.65	-13.0	38.78	303.00	Horizontal	Vertical	Pass
1731.300	-38.62	2.46	-13.0	25.62	193.00	Horizontal	Vertical	N/A
2134.400	-27.87	5.00	-13.0	14.87	286.00	Horizontal	Vertical	N/A
3972.250	-46.33	9.68	-13.0	33.33	321.00	Horizontal	Vertical	Pass
6666.500	-38.70	16.50	-13.0	25.70	192.00	Horizontal	Vertical	Pass
13535.325	-34.03	24.84	-13.0	21.03	113.00	Horizontal	Vertical	Pass

RSE-V&V LTE Band 4 BW5 CH20175



Frequency (MHz)	Result (dBm)	Factor (dB)	PK Limit (dBm)	Margin (dB)	Table (o)	ANT	EUT	Verdict
1334.500	-51.74	0.62	-13.0	38.74	79.00	Vertical	Vertical	Pass
1731.300	-40.91	2.46	-13.0	27.91	218.00	Vertical	Vertical	N/A
2133.000	-38.05	4.87	-13.0	25.05	194.00	Vertical	Vertical	N/A
4346.000	-45.30	10.59	-13.0	32.30	137.00	Vertical	Vertical	Pass
7255.250	-38.00	17.65	-13.0	25.00	320.00	Vertical	Vertical	Pass
13449.300	-32.64	24.51	-13.0	19.64	158.00	Vertical	Vertical	Pass

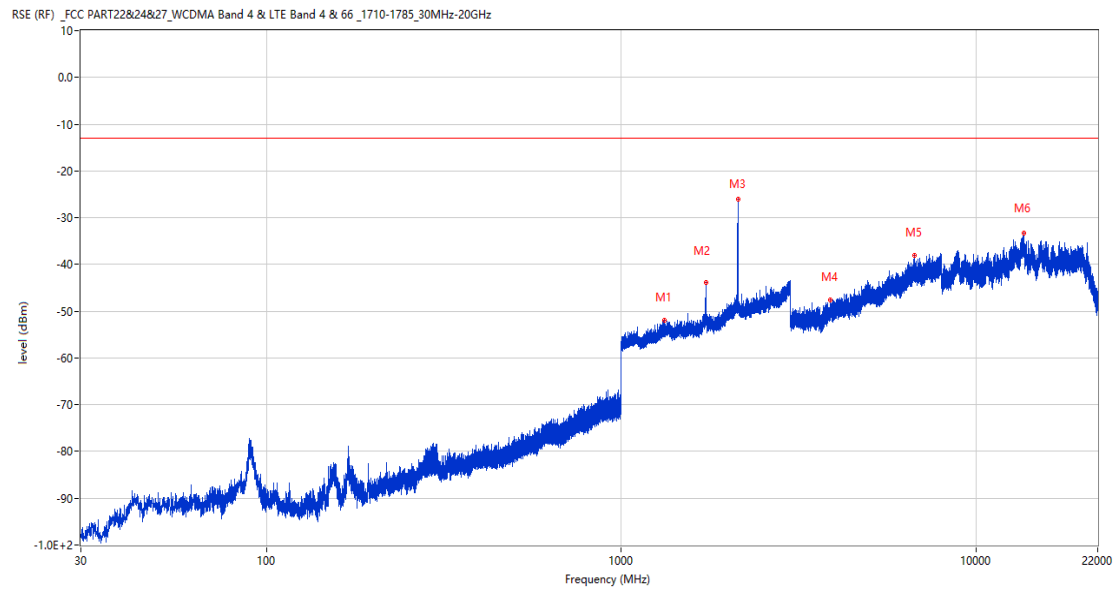
RSE-V&H LTE Band 4 BW5 CH20175



Frequency (MHz)	Result (dBm)	Factor (dB)	PK Limit (dBm)	Margin (dB)	Table (o)	ANT	EUT	Verdict
1334.500	-52.04	0.62	-13.0	39.04	220.00	Vertical	Horizontal	Pass
1730.900	-41.73	2.46	-13.0	28.73	165.00	Vertical	Horizontal	N/A
2133.100	-38.41	4.87	-13.0	25.41	202.00	Vertical	Horizontal	N/A
3886.500	-47.10	9.62	-13.0	34.10	169.00	Vertical	Horizontal	Pass
6540.500	-38.43	15.83	-13.0	25.43	148.00	Vertical	Horizontal	Pass
13512.662	-34.41	24.26	-13.0	21.41	221.00	Vertical	Horizontal	Pass

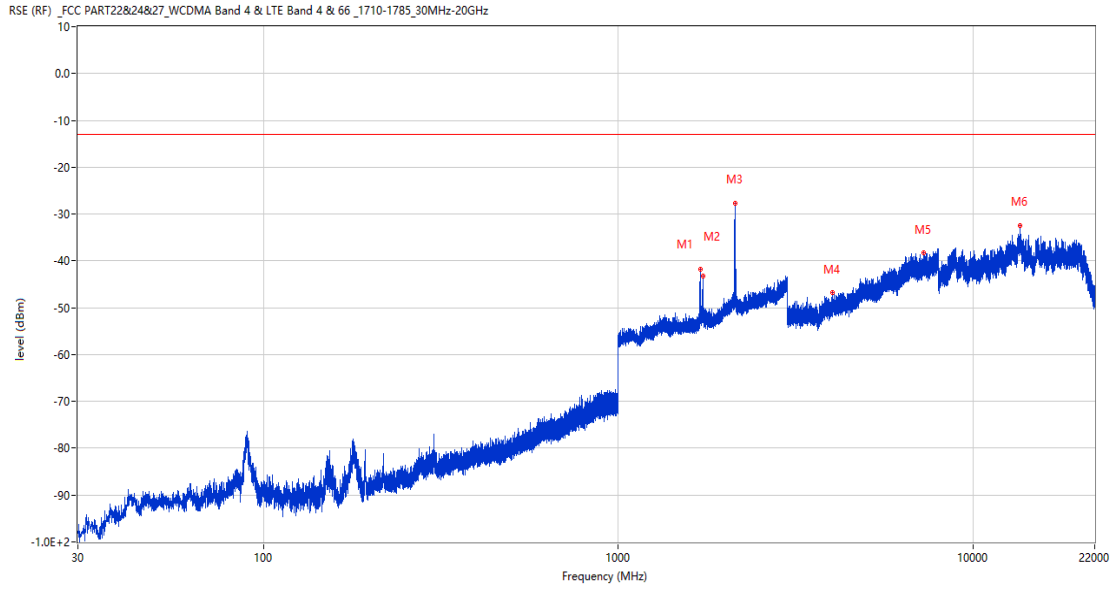
9.4 LTE Band 4 BW10, Middle Channel

RSE-H&H LTE Band 4 BW10 CH20175



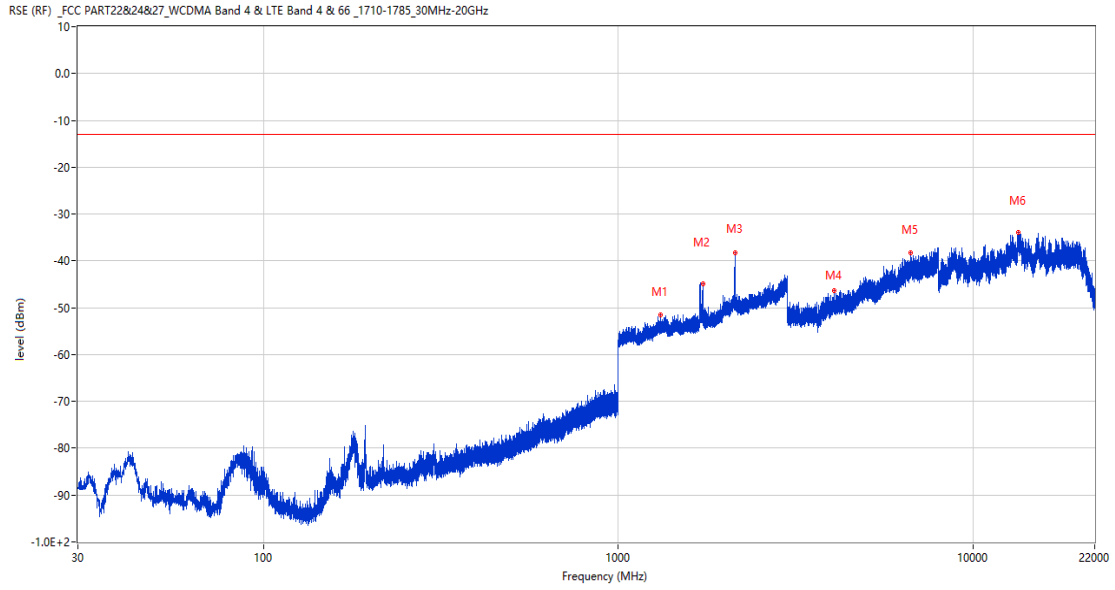
Frequency (MHz)	Result (dBm)	Factor (dB)	PK Limit (dBm)	Margin (dB)	Table (o)	ANT	EUT	Verdict
1319.300	-51.89	0.58	-13.0	38.89	70.00	Horizontal	Horizontal	Pass
1729.000	-43.94	2.48	-13.0	30.94	229.00	Horizontal	Horizontal	N/A
2132.200	-26.04	4.90	-13.0	13.04	285.00	Horizontal	Horizontal	N/A
3878.250	-47.62	9.45	-13.0	34.62	360.00	Horizontal	Horizontal	Pass
6683.250	-37.97	16.97	-13.0	24.97	310.00	Horizontal	Horizontal	Pass
13608.401	-33.30	24.86	-13.0	20.30	1.00	Horizontal	Horizontal	Pass

RSE-H&V LTE Band 4 BW10 CH20175



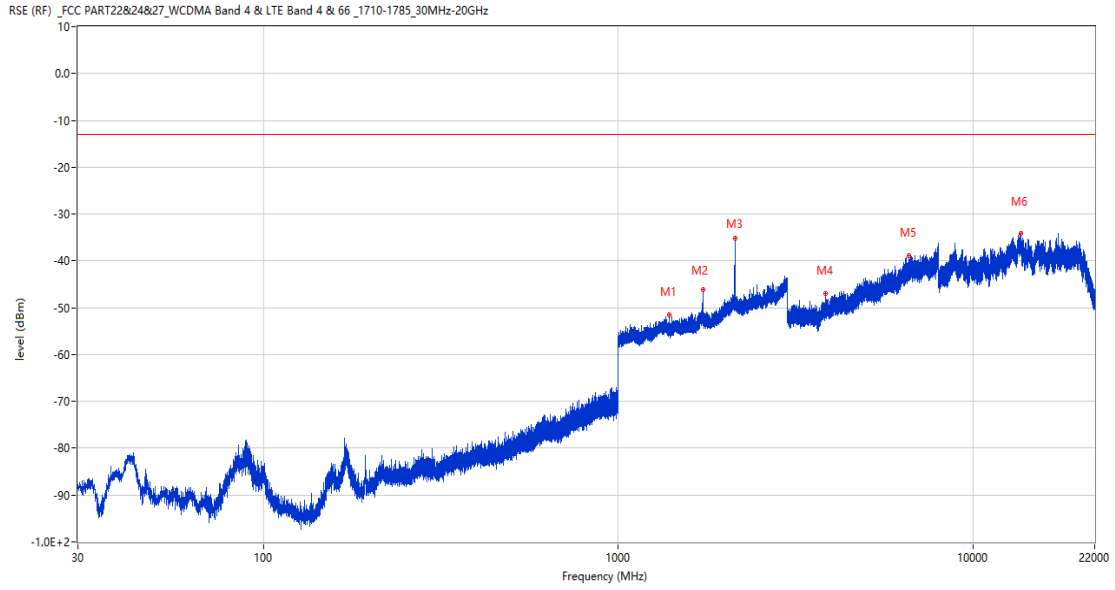
Frequency (MHz)	Result (dBm)	Factor (dB)	PK Limit (dBm)	Margin (dB)	Table (o)	ANT	EUT	Verdict
1702.300	-41.72	2.76	-13.0	28.72	24.00	Horizontal	Vertical	Pass
1729.000	-43.29	2.48	-13.0	30.29	211.00	Horizontal	Vertical	N/A
2129.400	-27.61	4.81	-13.0	14.61	235.00	Horizontal	Vertical	N/A
4009.750	-46.82	9.57	-13.0	33.82	18.00	Horizontal	Vertical	Pass
7261.750	-38.34	17.67	-13.0	25.34	147.00	Horizontal	Vertical	Pass
13551.974	-32.37	25.21	-13.0	19.37	17.00	Horizontal	Vertical	Pass

RSE-V&V LTE Band 4 BW10 CH20175



Frequency (MHz)	Result (dBm)	Factor (dB)	PK Limit (dBm)	Margin (dB)	Table (o)	ANT	EUT	Verdict
1315.600	-51.60	0.62	-13.0	38.60	156.00	Vertical	Vertical	Pass
1729.100	-44.97	2.48	-13.0	31.97	224.00	Vertical	Vertical	N/A
2134.700	-38.19	5.04	-13.0	25.19	22.00	Vertical	Vertical	N/A
4049.000	-46.31	10.79	-13.0	33.31	214.00	Vertical	Vertical	Pass
6672.250	-38.35	16.61	-13.0	25.35	322.00	Vertical	Vertical	Pass
13365.588	-33.85	24.64	-13.0	20.85	3.00	Vertical	Vertical	Pass

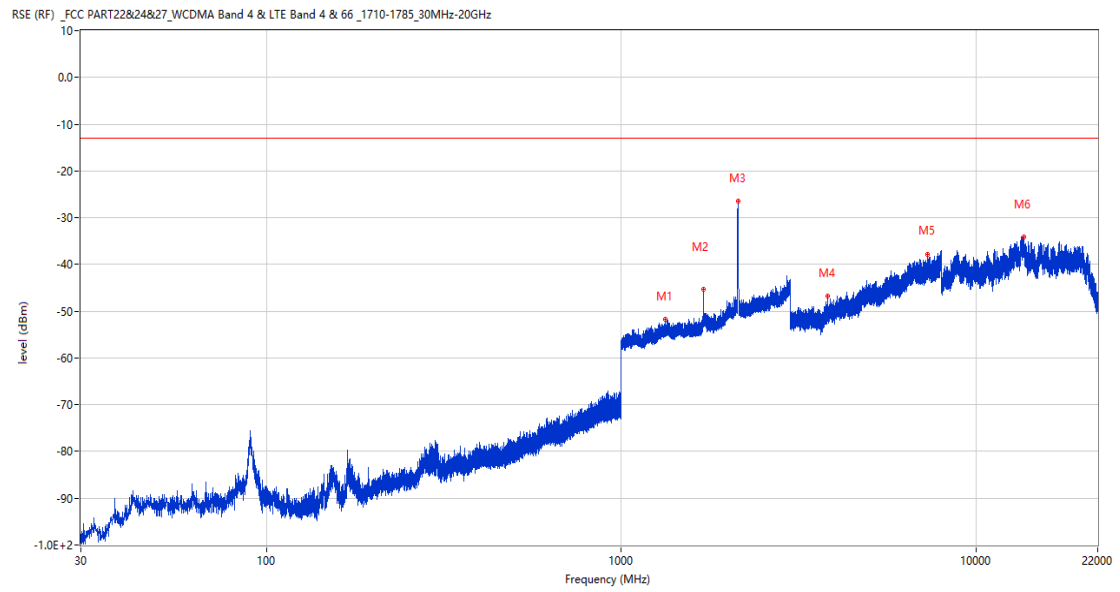
RSE-V&H LTE Band 4 BW10 CH20175



Frequency (MHz)	Result (dBm)	Factor (dB)	PK Limit (dBm)	Margin (dB)	Table (o)	ANT	EUT	Verdict
1389.900	-51.59	0.29	-13.0	38.59	126.00	Vertical	Horizontal	Pass
1729.000	-46.17	2.48	-13.0	33.17	163.00	Vertical	Horizontal	N/A
2134.200	-35.21	4.97	-13.0	22.21	193.00	Vertical	Horizontal	N/A
3837.000	-46.93	9.17	-13.0	33.93	201.00	Vertical	Horizontal	Pass
6596.750	-38.83	15.86	-13.0	25.83	267.00	Vertical	Horizontal	Pass
13630.137	-34.20	24.85	-13.0	21.20	362.00	Vertical	Horizontal	Pass

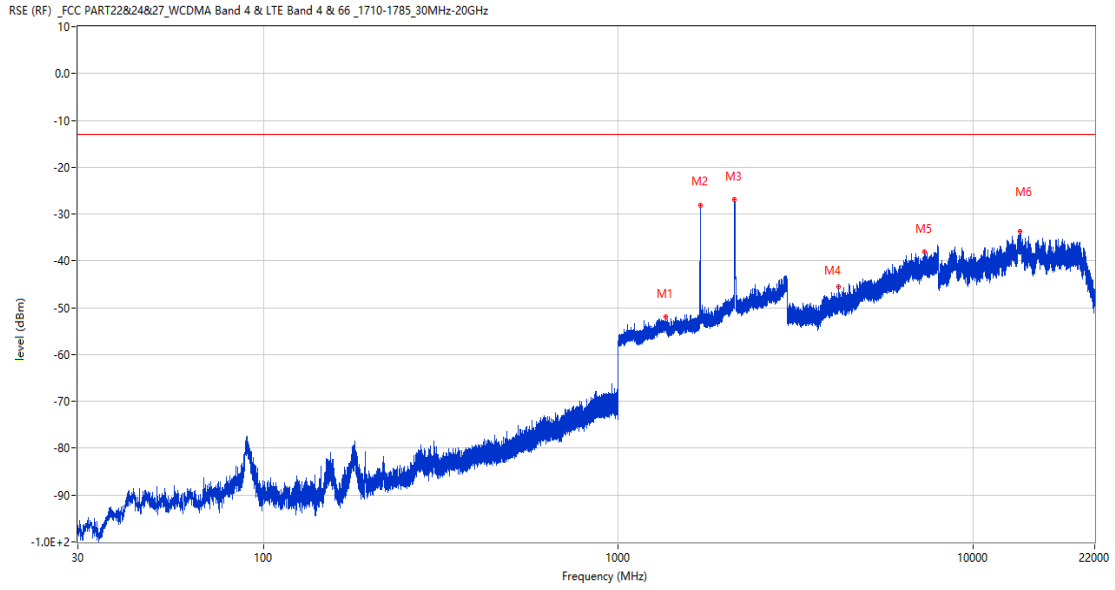
9.5 LTE Band 4 BW15, Middle Channel

RSE-H&H LTE Band 4 BW15 CH20175



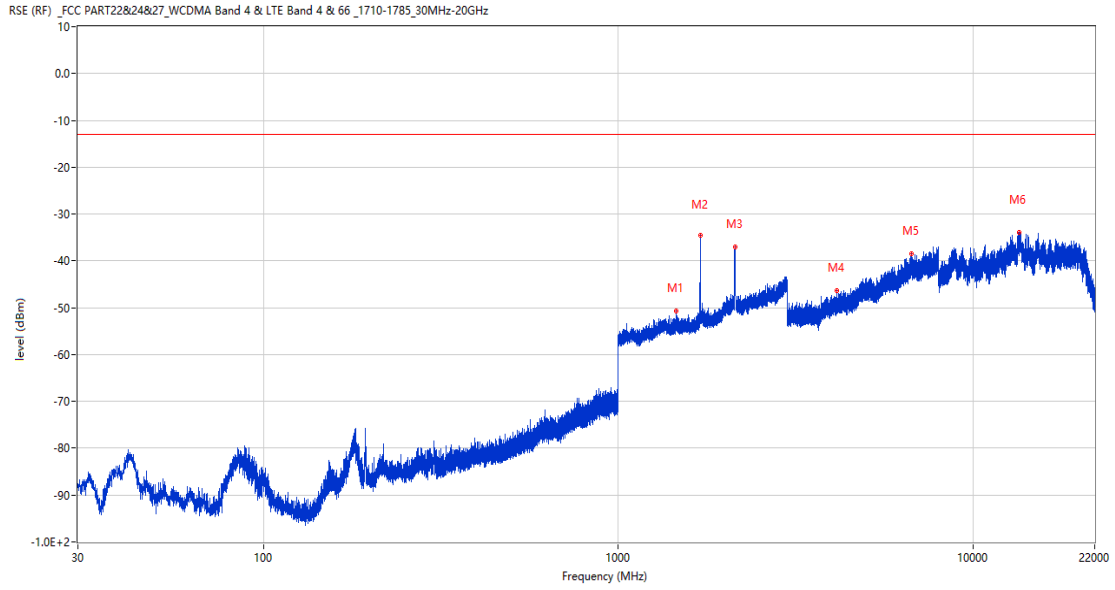
Frequency (MHz)	Result (dBm)	Factor (dB)	PK Limit (dBm)	Margin (dB)	Table (o)	ANT	EUT	Verdict
1328.900	-51.79	0.67	-13.0	38.79	83.00	Horizontal	Horizontal	Pass
1700.400	-45.34	2.78	-13.0	32.34	211.00	Horizontal	Horizontal	N/A
2131.700	-26.41	4.88	-13.0	13.41	272.00	Horizontal	Horizontal	N/A
3814.000	-46.86	9.06	-13.0	33.86	360.00	Horizontal	Horizontal	Pass
7302.750	-37.79	16.73	-13.0	24.79	0.00	Horizontal	Horizontal	Pass
13663.901	-34.03	24.28	-13.0	21.03	17.00	Horizontal	Horizontal	Pass

RSE-H&V LTE Band 4 BW15 CH20175



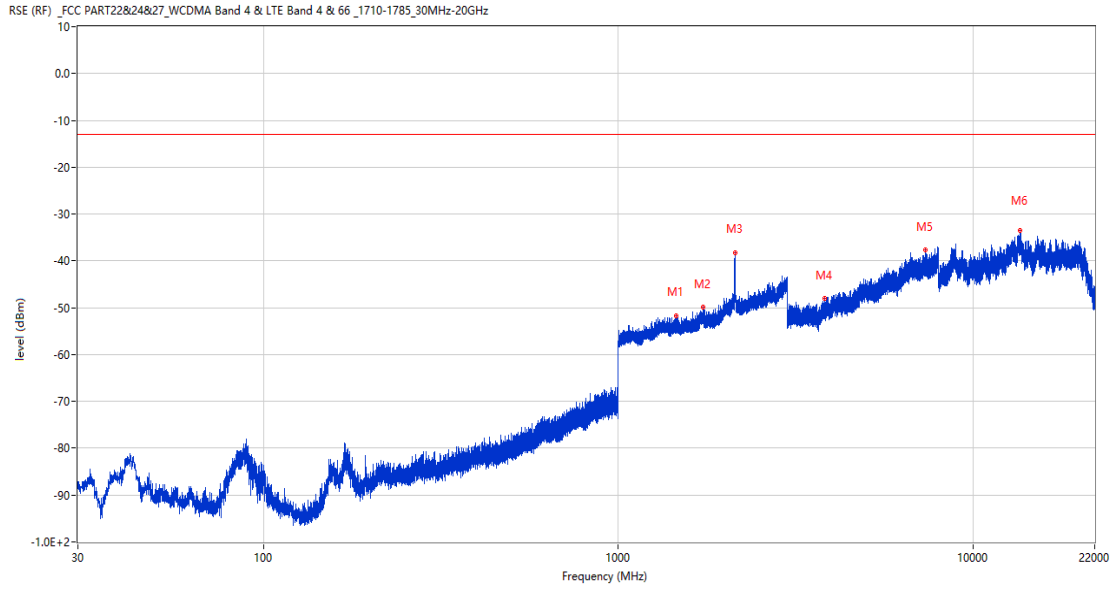
Frequency (MHz)	Result (dBm)	Factor (dB)	PK Limit (dBm)	Margin (dB)	Table (o)	ANT	EUT	Verdict
1358.000	-51.99	0.78	-13.0	38.99	314.00	Horizontal	Vertical	Pass
1700.300	-28.03	2.78	-13.0	15.03	166.00	Horizontal	Vertical	N/A
2128.200	-26.81	4.78	-13.0	13.81	240.00	Horizontal	Vertical	N/A
4164.000	-45.60	9.91	-13.0	32.60	63.00	Horizontal	Vertical	Pass
7311.500	-38.14	16.94	-13.0	25.14	127.00	Horizontal	Vertical	Pass
13550.125	-33.70	25.22	-13.0	20.70	343.00	Horizontal	Vertical	Pass

RSE-V&V LTE Band 4 BW15 CH20175



Frequency (MHz)	Result (dBm)	Factor (dB)	PK Limit (dBm)	Margin (dB)	Table (o)	ANT	EUT	Verdict
1457.800	-50.65	0.73	-13.0	37.65	235.00	Vertical	Vertical	Pass
1700.300	-34.62	2.78	-13.0	21.62	60.00	Vertical	Vertical	N/A
2134.500	-37.10	5.02	-13.0	24.10	199.00	Vertical	Vertical	N/A
4125.250	-46.36	9.57	-13.0	33.36	273.00	Vertical	Vertical	Pass
6692.750	-38.44	16.97	-13.0	25.44	162.00	Vertical	Vertical	Pass
13513.125	-33.86	24.28	-13.0	20.86	0.00	Vertical	Vertical	Pass

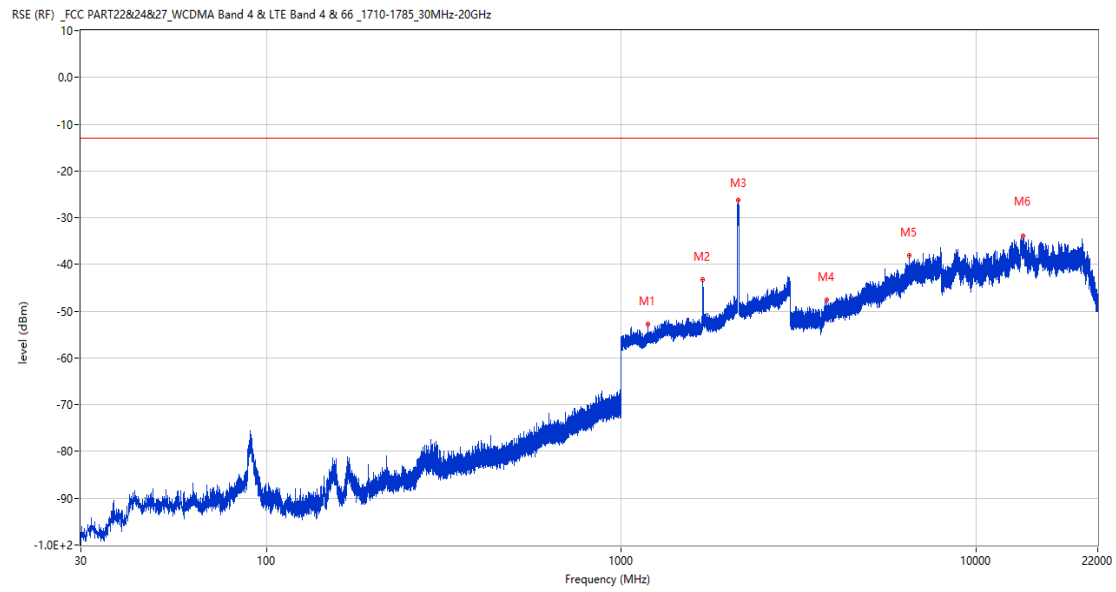
RSE-V&H LTE Band 4 BW15 CH20175



Frequency (MHz)	Result (dBm)	Factor (dB)	PK Limit (dBm)	Margin (dB)	Table (o)	ANT	EUT	Verdict
1455.900	-51.64	0.78	-13.0	38.64	52.00	Vertical	Horizontal	Pass
1735.700	-49.95	2.41	-13.0	36.95	358.00	Vertical	Horizontal	N/A
2135.900	-38.17	5.04	-13.0	25.17	198.00	Vertical	Horizontal	N/A
3820.250	-47.93	9.03	-13.0	34.93	105.00	Vertical	Horizontal	Pass
7316.250	-37.65	17.12	-13.0	24.65	41.00	Vertical	Horizontal	Pass
13553.362	-33.48	25.20	-13.0	20.48	1.00	Vertical	Horizontal	Pass

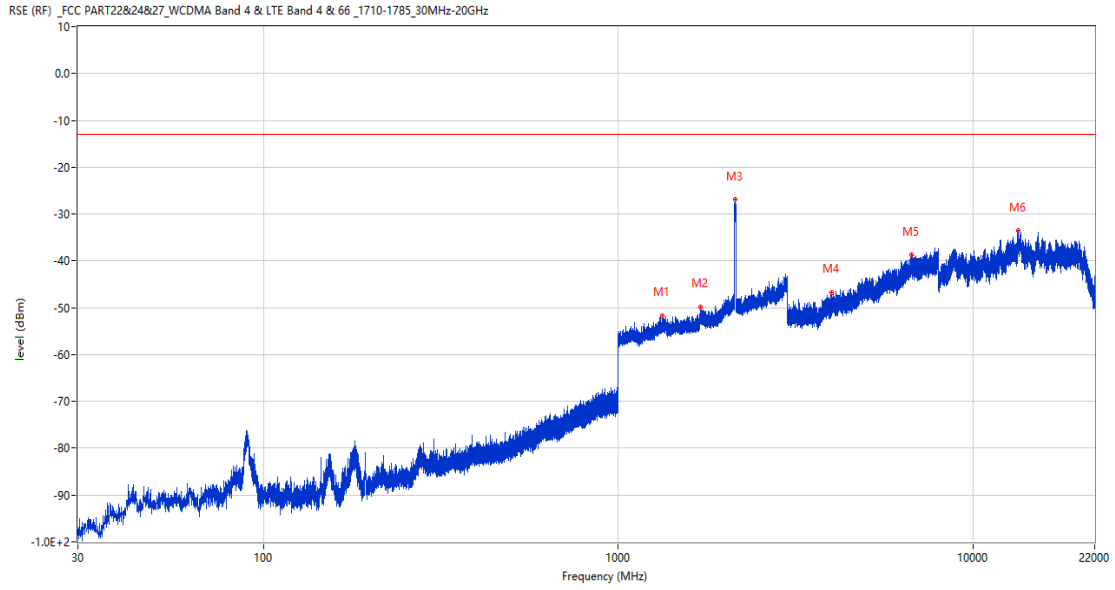
9.6 LTE Band 4 BW20, Middle Channel

RSE-H&H LTE Band 4 BW20 CH20175



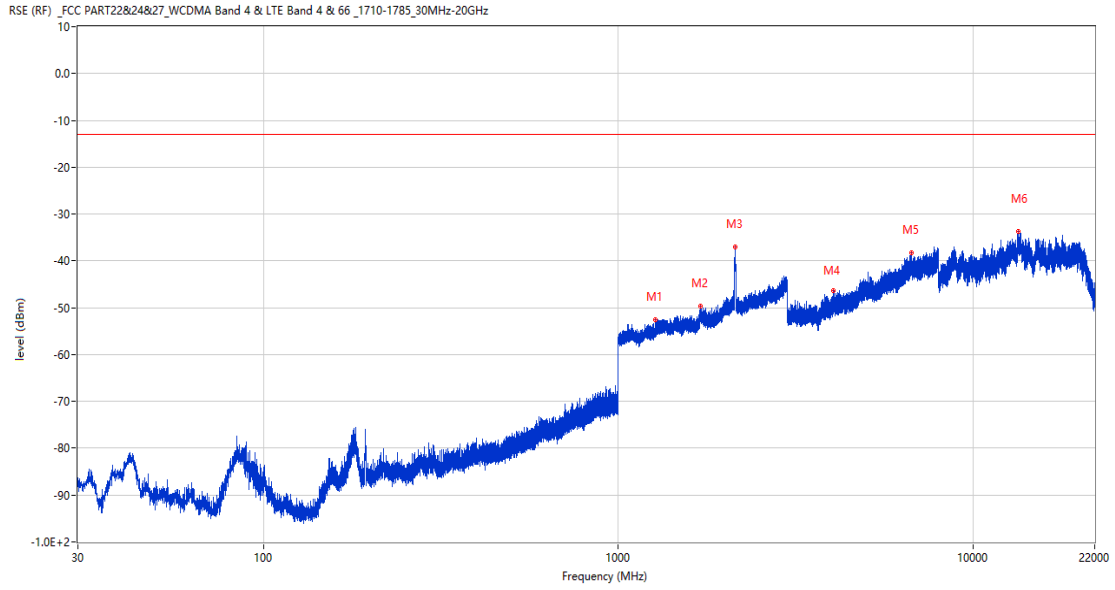
Frequency (MHz)	Result (dBm)	Factor (dB)	PK Limit (dBm)	Margin (dB)	Table (o)	ANT	EUT	Verdict
1189.900	-52.79	-0.76	-13.0	39.79	150.00	Horizontal	Horizontal	Pass
1697.700	-43.20	1.74	-13.0	30.20	360.00	Horizontal	Horizontal	N/A
2140.100	-26.31	4.97	-13.0	13.31	274.00	Horizontal	Horizontal	N/A
3800.000	-47.53	9.10	-13.0	34.53	139.00	Horizontal	Horizontal	Pass
6489.250	-38.06	15.63	-13.0	25.06	64.00	Horizontal	Horizontal	Pass
13539.488	-33.85	24.95	-13.0	20.85	206.00	Horizontal	Horizontal	Pass

RSE-H&V LTE Band 4 BW20 CH20175



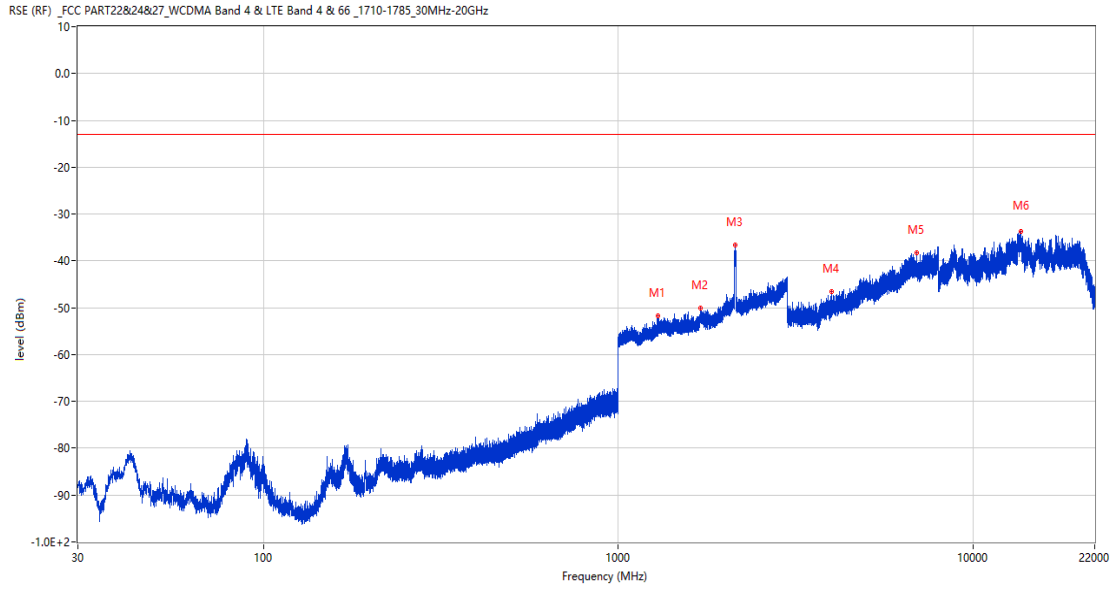
Frequency (MHz)	Result (dBm)	Factor (dB)	PK Limit (dBm)	Margin (dB)	Table (o)	ANT	EUT	Verdict
1331.800	-51.64	0.60	-13.0	38.64	12.00	Horizontal	Vertical	Pass
1707.600	-49.91	2.70	-13.0	36.91	322.00	Horizontal	Vertical	N/A
2135.900	-26.86	5.04	-13.0	13.86	267.00	Horizontal	Vertical	N/A
3996.750	-46.86	9.93	-13.0	33.86	212.00	Horizontal	Vertical	Pass
6688.500	-38.68	17.04	-13.0	25.68	115.00	Horizontal	Vertical	Pass
13400.738	-33.57	24.84	-13.0	20.57	178.00	Horizontal	Vertical	Pass

RSE-V&V LTE Band 4 BW20 CH20175



Frequency (MHz)	Result (dBm)	Factor (dB)	PK Limit (dBm)	Margin (dB)	Table (o)	ANT	EUT	Verdict
1269.000	-52.49	-0.13	-13.0	39.49	126.00	Vertical	Vertical	Pass
1702.000	-49.76	2.76	-13.0	36.76	192.00	Vertical	Vertical	N/A
2137.800	-36.98	5.03	-13.0	23.98	180.00	Vertical	Vertical	N/A
4032.750	-46.38	9.53	-13.0	33.38	20.00	Vertical	Vertical	Pass
6702.250	-38.22	16.83	-13.0	25.22	278.00	Vertical	Vertical	Pass
13384.549	-33.74	24.75	-13.0	20.74	275.00	Vertical	Vertical	Pass

RSE-V&H LTE Band 4 BW20 CH20175

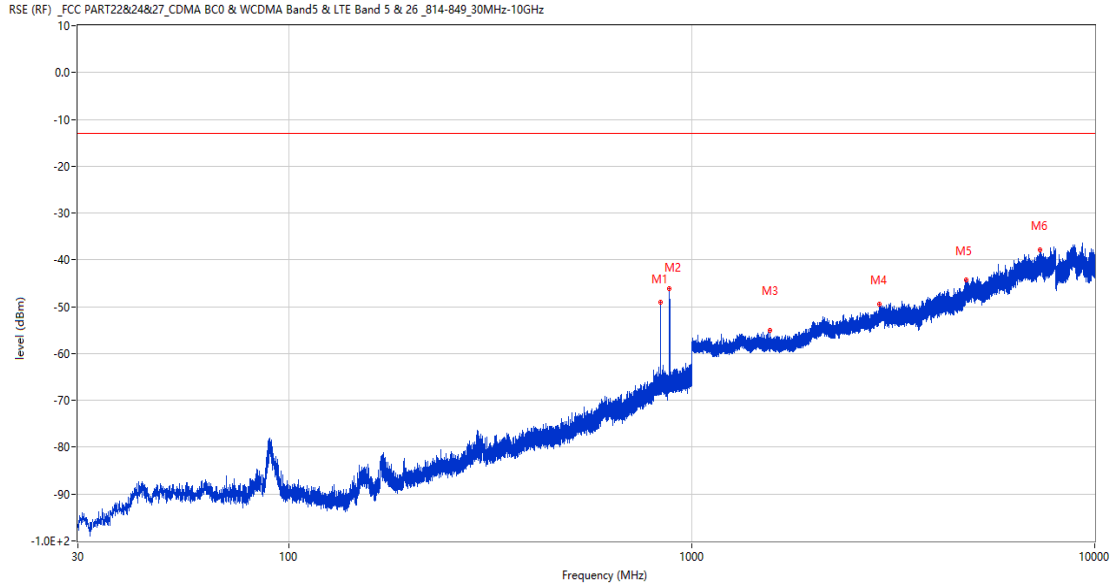


Frequency (MHz)	Result (dBm)	Factor (dB)	PK Limit (dBm)	Margin (dB)	Table (o)	ANT	EUT	Verdict
1296.400	-51.82	0.71	-13.0	38.82	327.00	Vertical	Horizontal	Pass
1702.000	-50.13	2.76	-13.0	37.13	65.00	Vertical	Horizontal	N/A
2136.100	-36.67	5.02	-13.0	23.67	200.00	Vertical	Horizontal	N/A
3982.250	-46.57	9.46	-13.0	33.57	7.00	Vertical	Horizontal	Pass
6929.500	-38.26	16.15	-13.0	25.26	256.00	Vertical	Horizontal	Pass
13622.737	-33.68	24.85	-13.0	20.68	180.00	Vertical	Horizontal	Pass

10 LTE Band 5

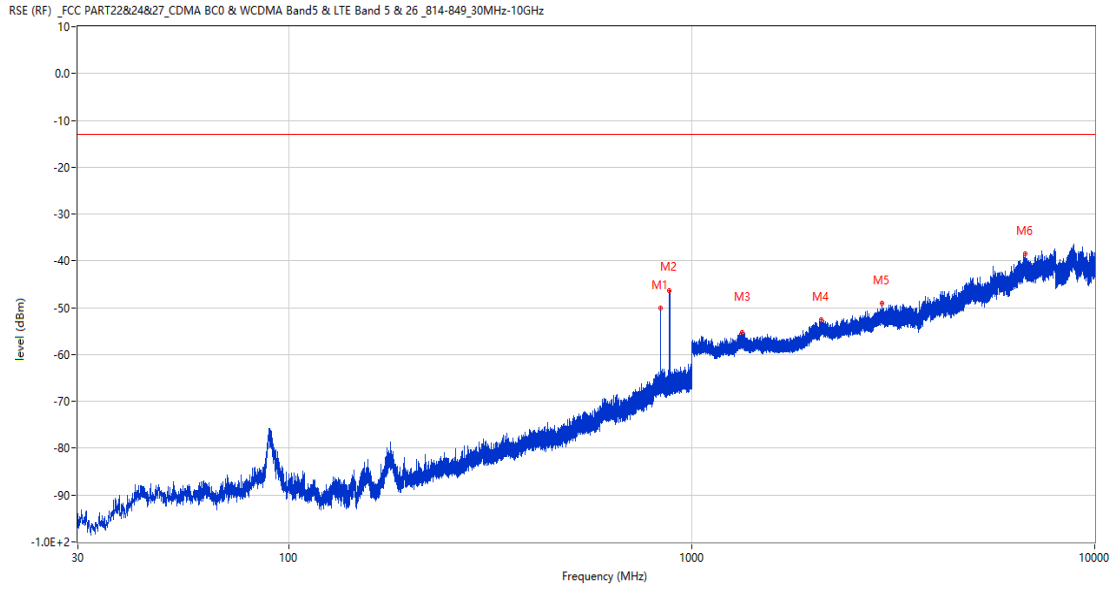
10.1 LTE Band 5 BW1.4, Middle Channel

RSE-H&H LTE Band 5 BW1.4 CH20525



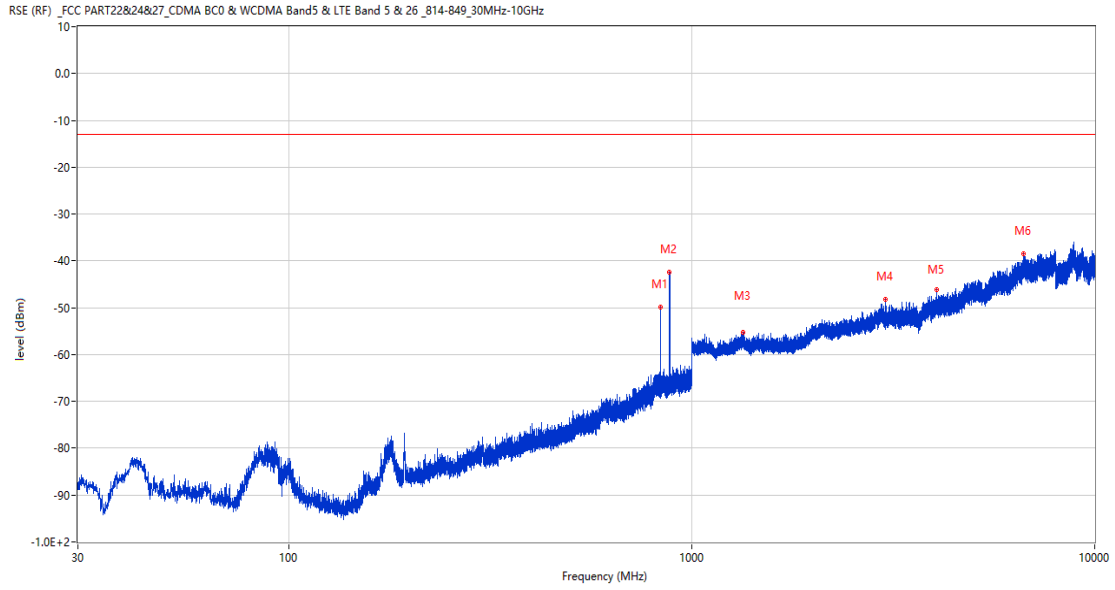
Frequency (MHz)	Result (dBm)	Factor (dB)	PK Limit (dBm)	Margin (dB)	Table (o)	ANT	EUT	Verdict
836.119	-49.11	7.12	-13.0	36.11	309.00	Horizontal	Horizontal	N/A
881.030	-46.05	6.74	-13.0	33.05	281.00	Horizontal	Horizontal	N/A
1564.600	-55.09	-3.21	-13.0	42.09	253.00	Horizontal	Horizontal	Pass
2916.300	-49.53	4.59	-13.0	36.53	353.00	Horizontal	Horizontal	Pass
4799.500	-44.33	12.55	-13.0	31.33	3.00	Horizontal	Horizontal	Pass
7321.750	-37.78	17.23	-13.0	24.78	236.00	Horizontal	Horizontal	Pass

RSE-H&V LTE Band 5 BW1.4 CH20525



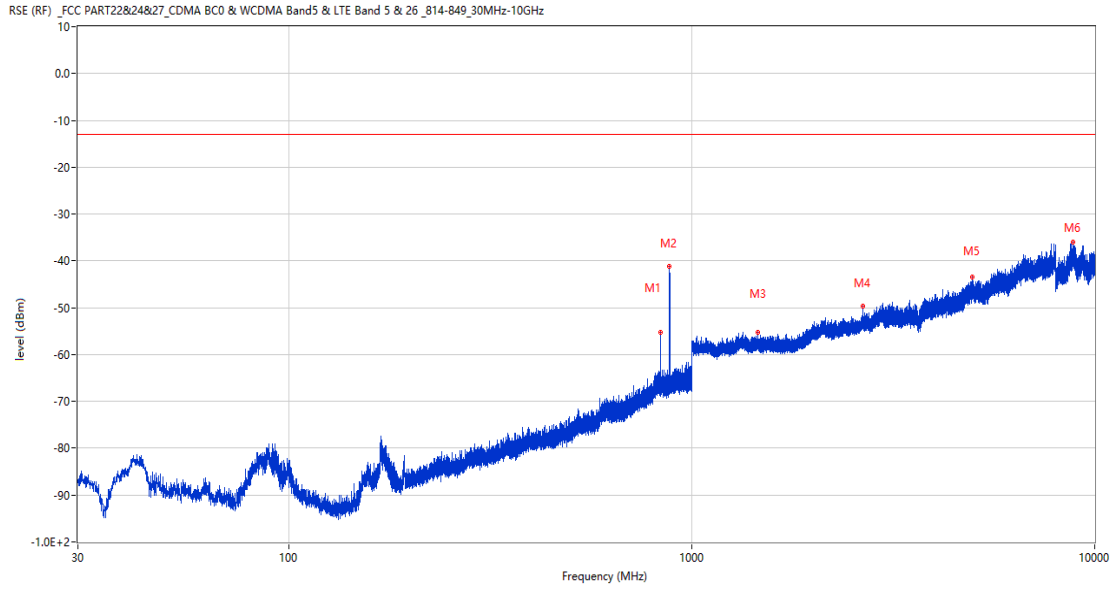
Frequency (MHz)	Result (dBm)	Factor (dB)	PK Limit (dBm)	Margin (dB)	Table (o)	ANT	EUT	Verdict
836.022	-50.10	7.12	-13.0	37.10	139.00	Horizontal	Vertical	N/A
881.612	-46.26	6.75	-13.0	33.26	119.00	Horizontal	Vertical	N/A
1333.100	-55.23	-2.39	-13.0	42.23	303.00	Horizontal	Vertical	Pass
2098.700	-52.50	-0.08	-13.0	39.50	29.00	Horizontal	Vertical	Pass
2967.300	-48.98	4.62	-13.0	35.98	9.00	Horizontal	Vertical	Pass
6730.000	-38.44	16.42	-13.0	25.44	318.00	Horizontal	Vertical	Pass

RSE-V&V LTE Band 5 BW1.4 CH20525



Frequency (MHz)	Result (dBm)	Factor (dB)	PK Limit (dBm)	Margin (dB)	Table (o)	ANT	EUT	Verdict
836.070	-49.90	7.12	-13.0	36.90	75.00	Vertical	Vertical	N/A
881.223	-42.37	6.74	-13.0	29.37	159.00	Vertical	Vertical	N/A
1338.600	-55.27	-2.70	-13.0	42.27	135.00	Vertical	Vertical	Pass
3031.500	-48.23	6.35	-13.0	35.23	105.00	Vertical	Vertical	Pass
4061.750	-46.22	10.65	-13.0	33.22	3.00	Vertical	Vertical	Pass
6673.500	-38.49	16.70	-13.0	25.49	334.00	Vertical	Vertical	Pass

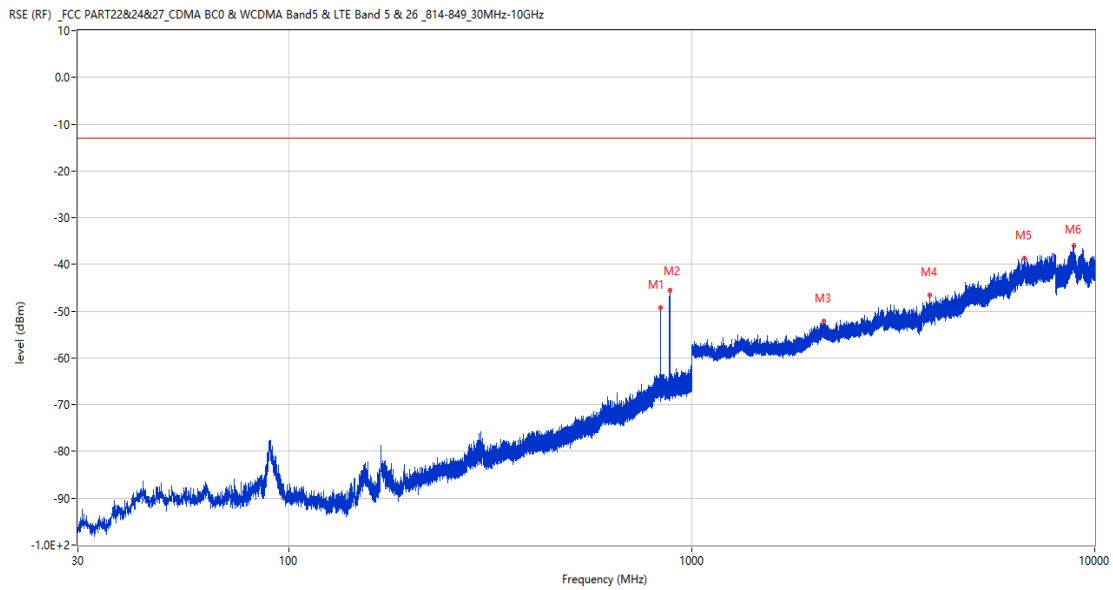
RSE-V&H LTE Band 5 BW1.4 CH20525



Frequency (MHz)	Result (dBm)	Factor (dB)	PK Limit (dBm)	Margin (dB)	Table (o)	ANT	EUT	Verdict
836.070	-55.26	7.12	-13.0	42.26	194.00	Vertical	Horizontal	N/A
881.417	-41.10	6.74	-13.0	28.10	148.00	Vertical	Horizontal	N/A
1458.700	-55.24	-3.17	-13.0	42.24	294.00	Vertical	Horizontal	Pass
2665.000	-49.60	2.90	-13.0	36.60	287.00	Vertical	Horizontal	Pass
4958.250	-43.46	12.94	-13.0	30.46	350.00	Vertical	Horizontal	Pass
8827.700	-36.03	19.99	-13.0	23.03	105.00	Vertical	Horizontal	Pass

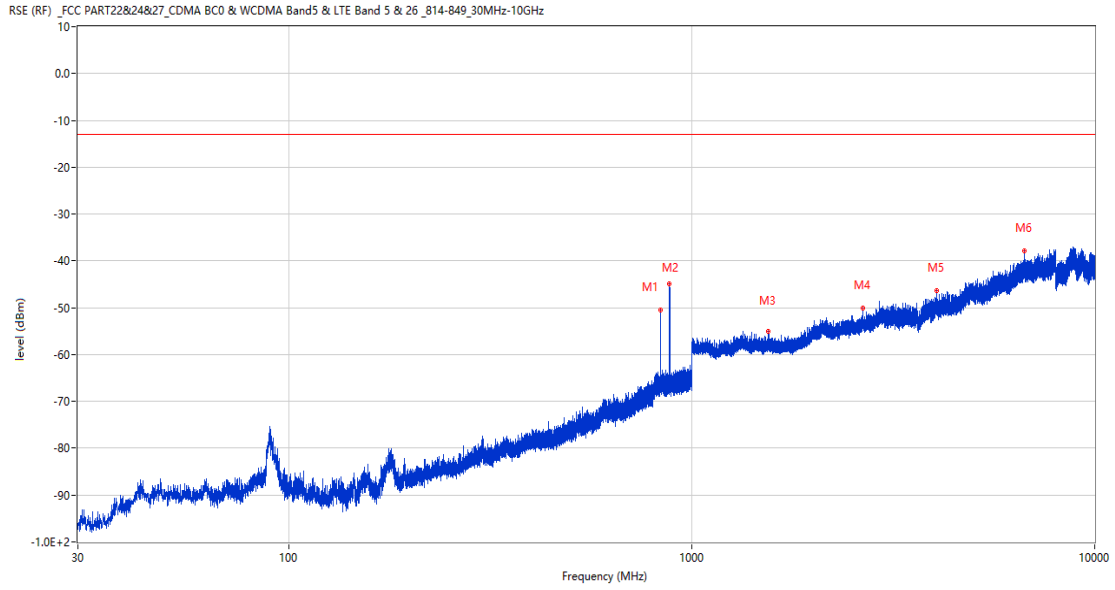
10.2 LTE Band 5 BW3, Middle Channel

RSE-H&H LTE Band 5 BW3 CH20525



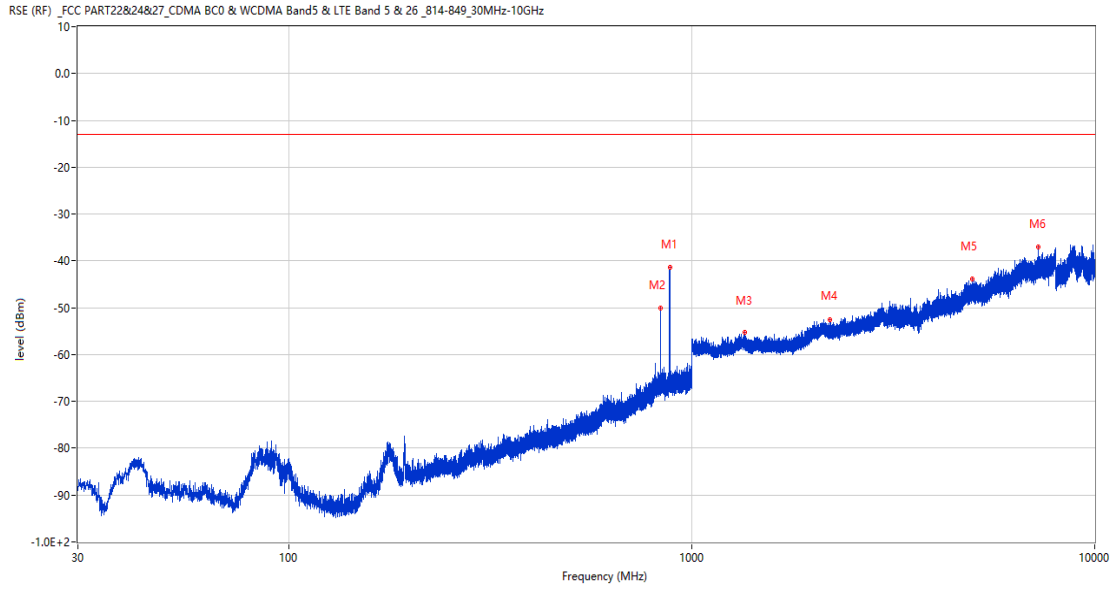
Frequency (MHz)	Result (dBm)	Factor (dB)	PK Limit (dBm)	Margin (dB)	Table (o)	ANT	EUT	Verdict
835.246	-49.26	7.10	-13.0	36.26	303.00	Horizontal	Horizontal	N/A
882.193	-45.49	6.78	-13.0	32.49	115.00	Horizontal	Horizontal	N/A
2128.300	-52.14	-0.29	-13.0	39.14	3.00	Horizontal	Horizontal	Pass
3902.500	-46.64	10.09	-13.0	33.64	2.00	Horizontal	Horizontal	Pass
6679.750	-38.78	16.91	-13.0	25.78	48.00	Horizontal	Horizontal	Pass
8857.300	-35.91	20.27	-13.0	22.91	360.00	Horizontal	Horizontal	Pass

RSE-H&V LTE Band 5 BW3 CH20525



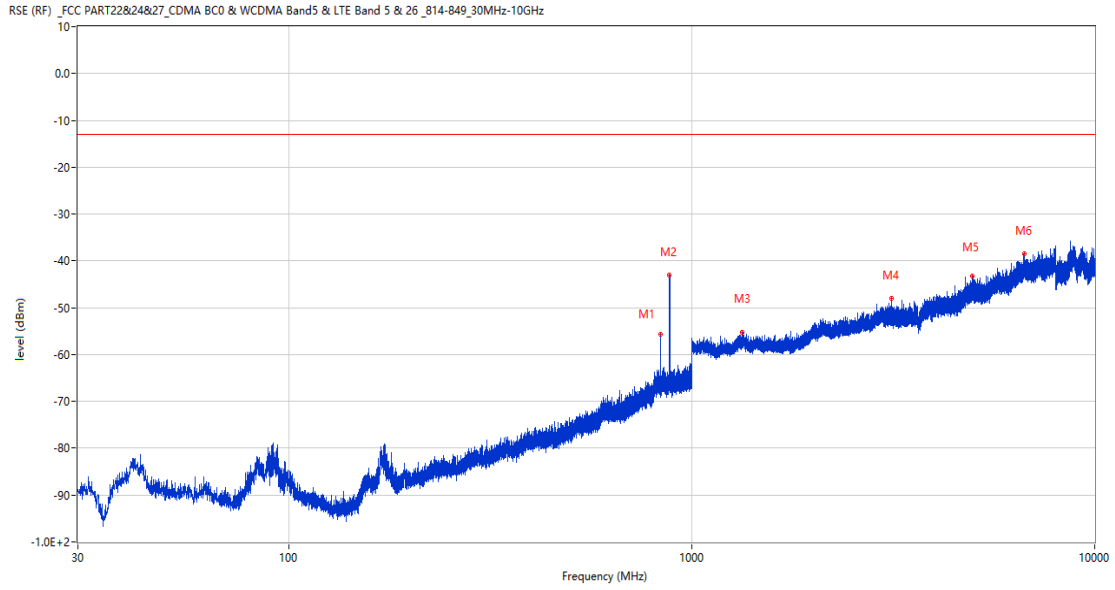
Frequency (MHz)	Result (dBm)	Factor (dB)	PK Limit (dBm)	Margin (dB)	Table (o)	ANT	EUT	Verdict
835.246	-50.53	7.10	-13.0	37.53	144.00	Horizontal	Vertical	N/A
880.690	-44.98	6.73	-13.0	31.98	279.00	Horizontal	Vertical	N/A
1550.500	-55.12	-3.12	-13.0	42.12	148.00	Horizontal	Vertical	Pass
2662.400	-50.13	2.94	-13.0	37.13	204.00	Horizontal	Vertical	Pass
4047.000	-46.29	10.64	-13.0	33.29	350.00	Horizontal	Vertical	Pass
6683.750	-37.94	16.98	-13.0	24.94	318.00	Horizontal	Vertical	Pass

RSE-V&V LTE Band 5 BW3 CH20525



Frequency (MHz)	Result (dBm)	Factor (dB)	PK Limit (dBm)	Margin (dB)	Table (o)	ANT	EUT	Verdict
882.582	-41.35	6.82	-13.0	28.35	150.00	Vertical	Vertical	N/A
835.246	-50.05	7.10	-13.0	37.05	105.00	Vertical	Vertical	N/A
1356.600	-55.29	-3.05	-13.0	42.29	154.00	Vertical	Vertical	Pass
2200.400	-52.47	-0.28	-13.0	39.47	335.00	Vertical	Vertical	Pass
4966.500	-43.84	13.42	-13.0	30.84	360.00	Vertical	Vertical	Pass
7244.500	-37.04	17.55	-13.0	24.04	252.00	Vertical	Vertical	Pass

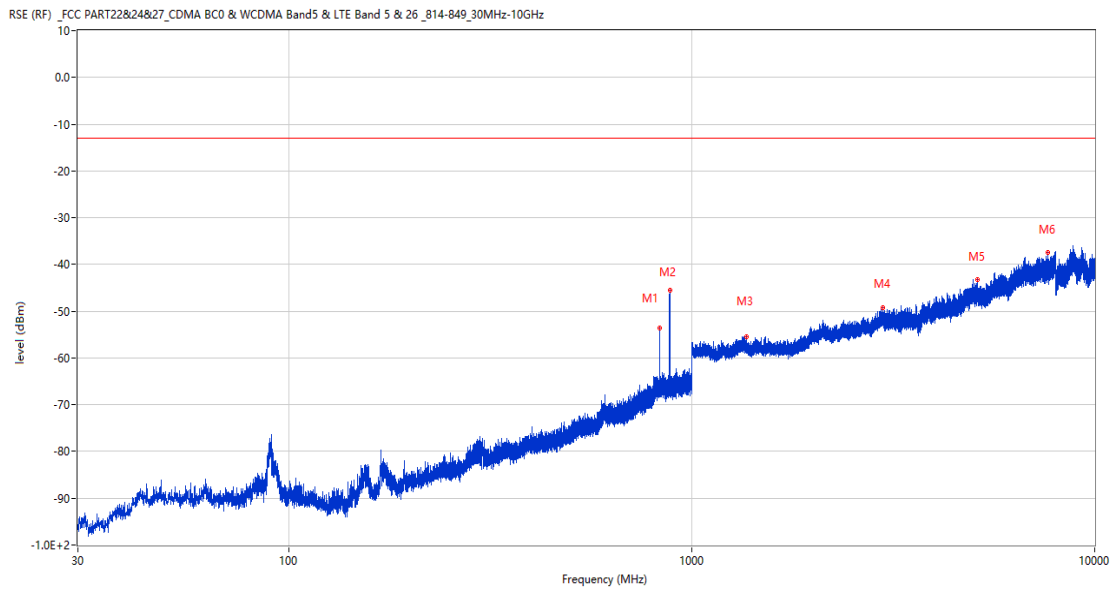
RSE-V&H LTE Band 5 BW3 CH20525



Frequency (MHz)	Result (dBm)	Factor (dB)	PK Limit (dBm)	Margin (dB)	Table (o)	ANT	EUT	Verdict
835.246	-55.73	7.10	-13.0	42.73	188.00	Vertical	Horizontal	N/A
880.981	-43.05	6.73	-13.0	30.05	151.00	Vertical	Horizontal	N/A
1337.000	-55.24	-2.58	-13.0	42.24	3.00	Vertical	Horizontal	Pass
3137.250	-47.98	6.78	-13.0	34.98	217.00	Vertical	Horizontal	Pass
4966.500	-43.16	13.42	-13.0	30.16	185.00	Vertical	Horizontal	Pass
6688.000	-38.49	17.03	-13.0	25.49	201.00	Vertical	Horizontal	Pass

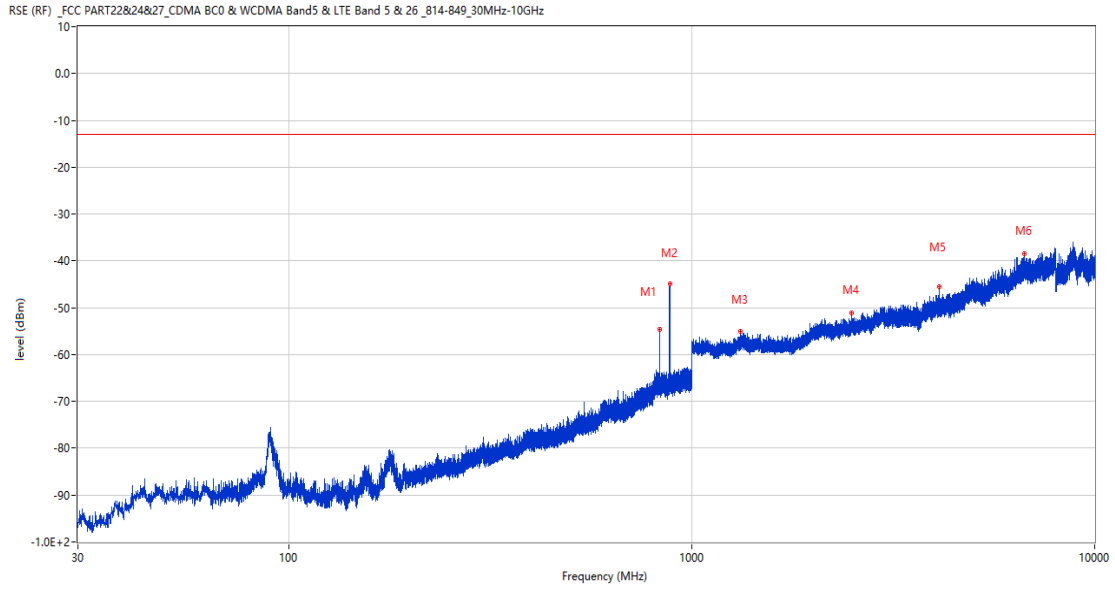
10.3 LTE Band 5 BW5, Middle Channel

RSE-H&H LTE Band 5 BW5 CH20525



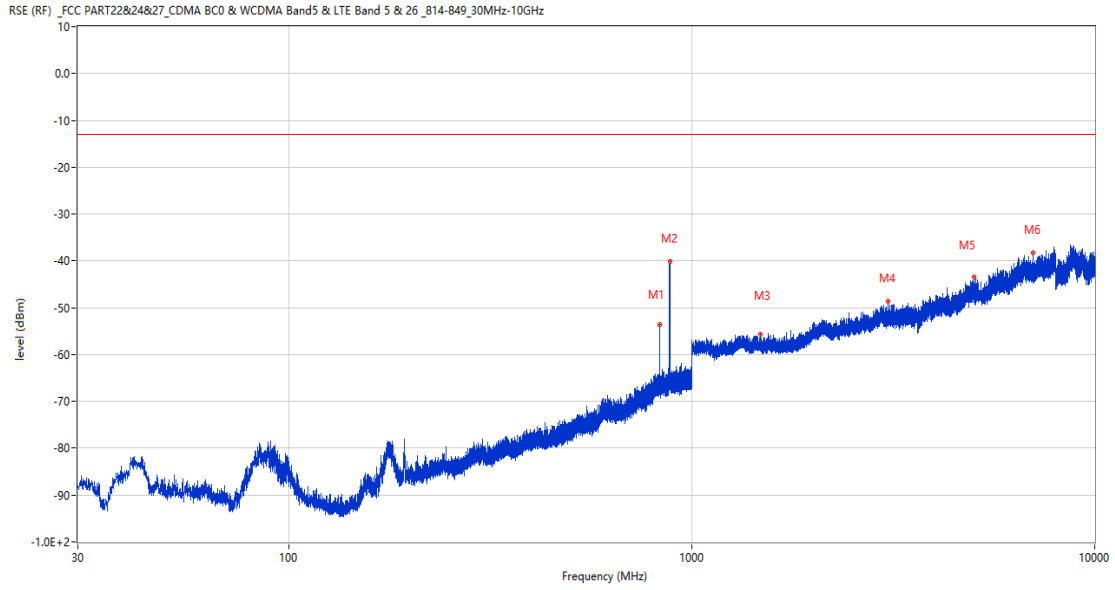
Frequency (MHz)	Result (dBm)	Factor (dB)	PK Limit (dBm)	Margin (dB)	Table (o)	ANT	EUT	Verdict
834.372	-53.66	7.09	-13.0	40.66	327.00	Horizontal	Horizontal	N/A
883.551	-45.53	6.96	-13.0	32.53	280.00	Horizontal	Horizontal	N/A
1364.700	-55.42	-3.25	-13.0	42.42	135.00	Horizontal	Horizontal	Pass
2974.400	-49.16	4.56	-13.0	36.16	28.00	Horizontal	Horizontal	Pass
5131.000	-43.27	12.21	-13.0	30.27	202.00	Horizontal	Horizontal	Pass
7661.500	-37.41	16.89	-13.0	24.41	54.00	Horizontal	Horizontal	Pass

RSE-H&V LTE Band 5 BW5 CH20525



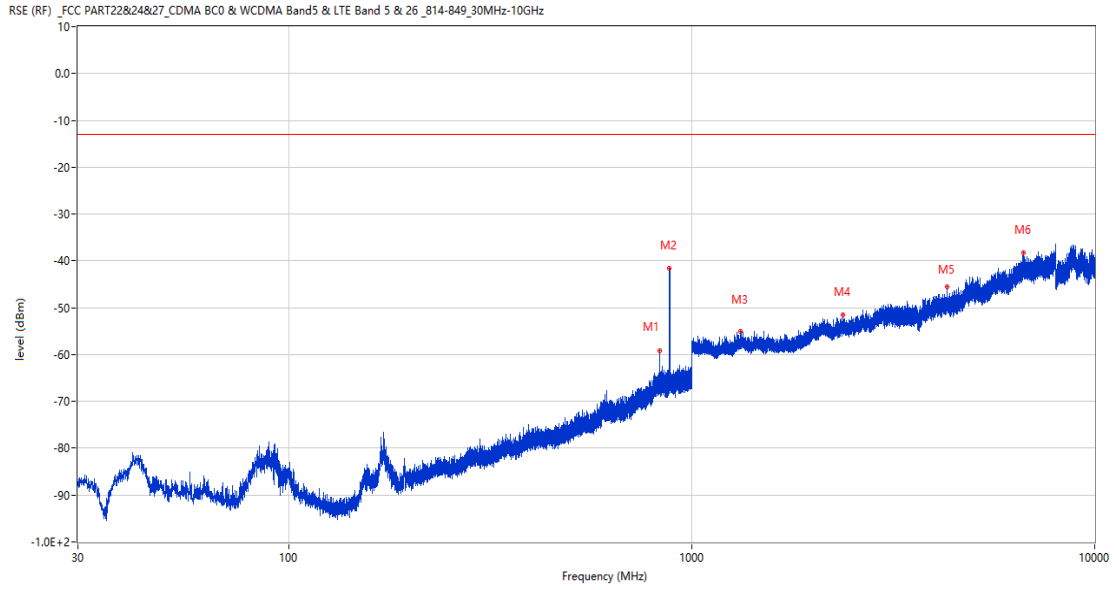
Frequency (MHz)	Result (dBm)	Factor (dB)	PK Limit (dBm)	Margin (dB)	Table (o)	ANT	EUT	Verdict
834.276	-54.62	7.09	-13.0	41.62	327.00	Horizontal	Vertical	N/A
882.388	-44.99	6.79	-13.0	31.99	123.00	Horizontal	Vertical	N/A
1323.600	-55.12	-2.59	-13.0	42.12	266.00	Horizontal	Vertical	Pass
2493.400	-51.12	2.22	-13.0	38.12	17.00	Horizontal	Vertical	Pass
4118.750	-45.50	9.64	-13.0	32.50	334.00	Horizontal	Vertical	Pass
6678.500	-38.55	16.76	-13.0	25.55	268.00	Horizontal	Vertical	Pass

RSE-V&V LTE Band 5 BW5 CH20525



Frequency (MHz)	Result (dBm)	Factor (dB)	PK Limit (dBm)	Margin (dB)	Table (o)	ANT	EUT	Verdict
834.421	-53.53	7.09	-13.0	40.53	10.00	Vertical	Vertical	N/A
882.921	-40.22	6.87	-13.0	27.22	146.00	Vertical	Vertical	N/A
1479.900	-55.64	-3.20	-13.0	42.64	242.00	Vertical	Vertical	Pass
3063.750	-48.62	5.84	-13.0	35.62	1.00	Vertical	Vertical	Pass
5014.750	-43.42	12.54	-13.0	30.42	234.00	Vertical	Vertical	Pass
7014.250	-38.32	15.92	-13.0	25.32	1.00	Vertical	Vertical	Pass

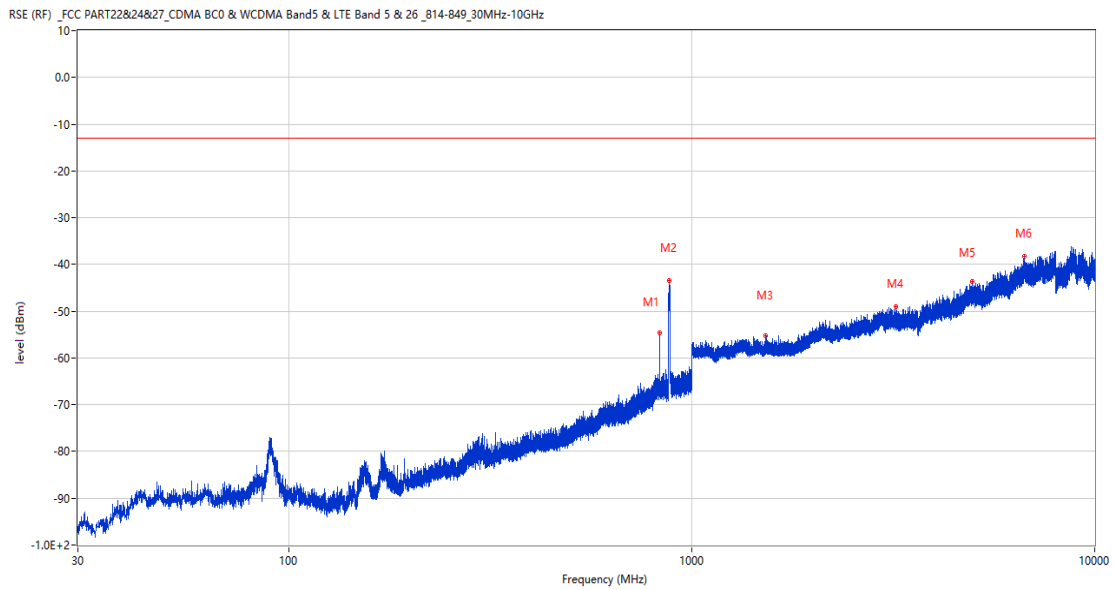
RSE-V&H LTE Band 5 BW5 CH20525



Frequency (MHz)	Result (dBm)	Factor (dB)	PK Limit (dBm)	Margin (dB)	Table (o)	ANT	EUT	Verdict
834.324	-59.18	7.09	-13.0	46.18	203.00	Vertical	Horizontal	N/A
880.060	-41.66	6.62	-13.0	28.66	274.00	Vertical	Horizontal	N/A
1324.500	-55.10	-2.49	-13.0	42.10	79.00	Vertical	Horizontal	Pass
2370.300	-51.53	0.32	-13.0	38.53	222.00	Vertical	Horizontal	Pass
4308.000	-45.57	10.55	-13.0	32.57	301.00	Vertical	Horizontal	Pass
6672.750	-38.28	16.62	-13.0	25.28	334.00	Vertical	Horizontal	Pass

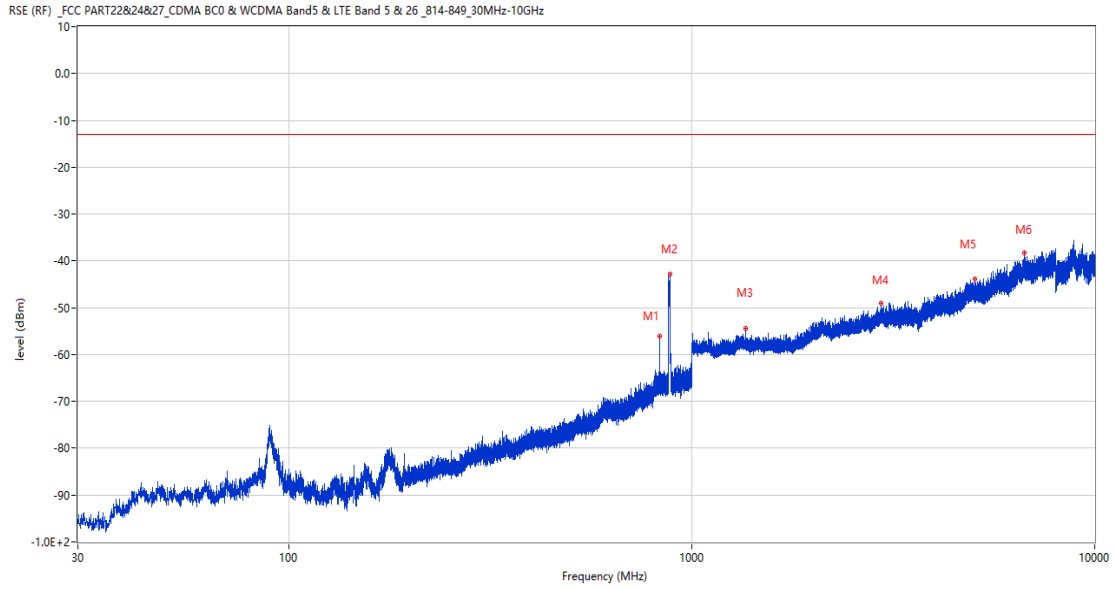
10.4 LTE Band 5 BW10, Middle Channel

RSE-H&H LTE Band 5 BW10 CH20525



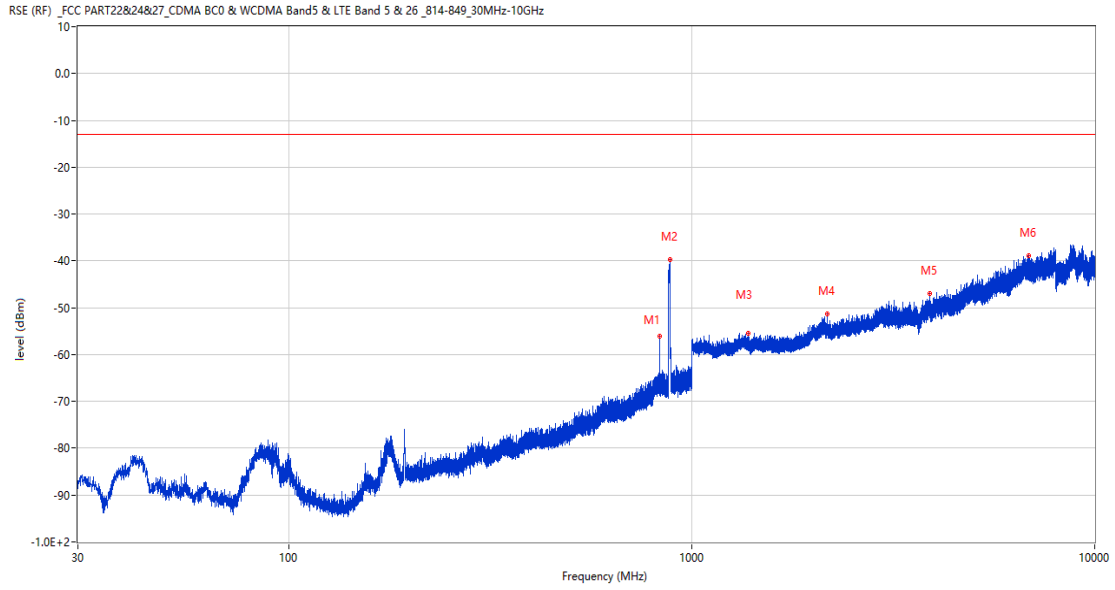
Frequency (MHz)	Result (dBm)	Factor (dB)	PK Limit (dBm)	Margin (dB)	Table (o)	ANT	EUT	Verdict
832.190	-54.63	7.05	-13.0	41.63	310.00	Horizontal	Horizontal	N/A
878.799	-43.41	6.51	-13.0	30.41	127.00	Horizontal	Horizontal	N/A
1529.400	-55.32	-3.32	-13.0	42.32	104.00	Horizontal	Horizontal	Pass
3205.250	-49.07	6.12	-13.0	36.07	3.00	Horizontal	Horizontal	Pass
4966.000	-43.74	13.38	-13.0	30.74	1.00	Horizontal	Horizontal	Pass
6691.500	-38.36	17.03	-13.0	25.36	102.00	Horizontal	Horizontal	Pass

RSE-H&V LTE Band 5 BW10 CH20525



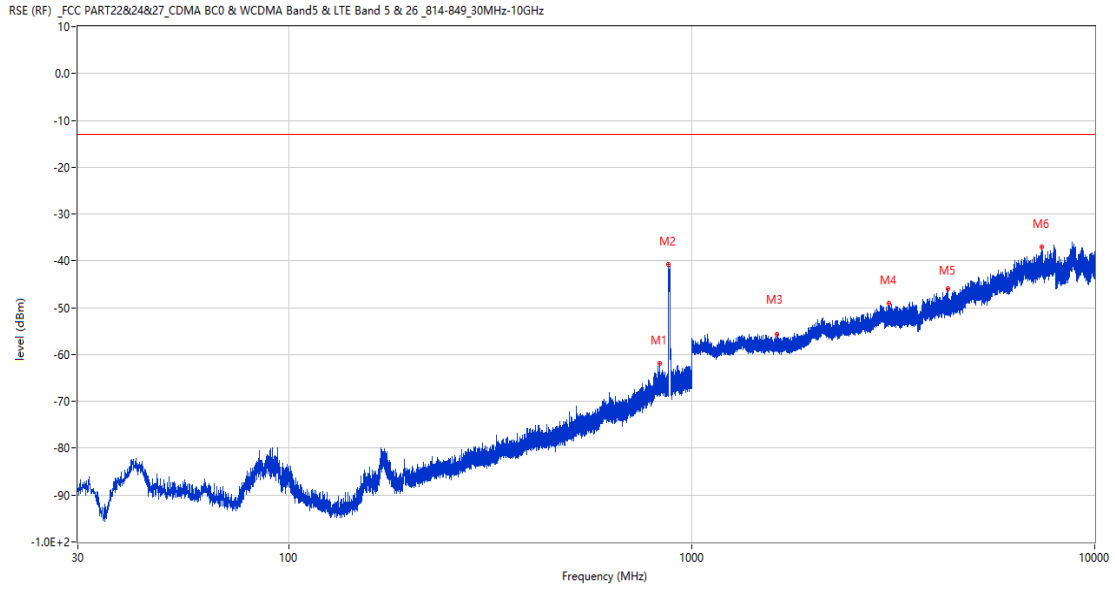
Frequency (MHz)	Result (dBm)	Factor (dB)	PK Limit (dBm)	Margin (dB)	Table (o)	ANT	EUT	Verdict
832.142	-56.08	7.05	-13.0	43.08	142.00	Horizontal	Vertical	N/A
884.182	-42.85	7.02	-13.0	29.85	122.00	Horizontal	Vertical	N/A
1359.500	-54.40	-3.18	-13.0	41.40	222.00	Horizontal	Vertical	Pass
2957.000	-49.08	4.68	-13.0	36.08	97.00	Horizontal	Vertical	Pass
5036.000	-43.80	12.02	-13.0	30.80	300.00	Horizontal	Vertical	Pass
6690.250	-38.35	16.99	-13.0	25.35	202.00	Horizontal	Vertical	Pass

RSE-V&V LTE Band 5 BW10 CH20525



Frequency (MHz)	Result (dBm)	Factor (dB)	PK Limit (dBm)	Margin (dB)	Table (o)	ANT	EUT	Verdict
832.142	-56.10	7.05	-13.0	43.10	89.00	Vertical	Vertical	N/A
885.540	-39.65	7.13	-13.0	26.65	147.00	Vertical	Vertical	N/A
1384.500	-55.39	-3.25	-13.0	42.39	204.00	Vertical	Vertical	Pass
2166.800	-51.37	-0.20	-13.0	38.37	304.00	Vertical	Vertical	Pass
3901.250	-46.90	10.17	-13.0	33.90	136.00	Vertical	Vertical	Pass
6856.000	-38.92	16.48	-13.0	25.92	168.00	Vertical	Vertical	Pass

RSE-V&H LTE Band 5 BW10 CH20525

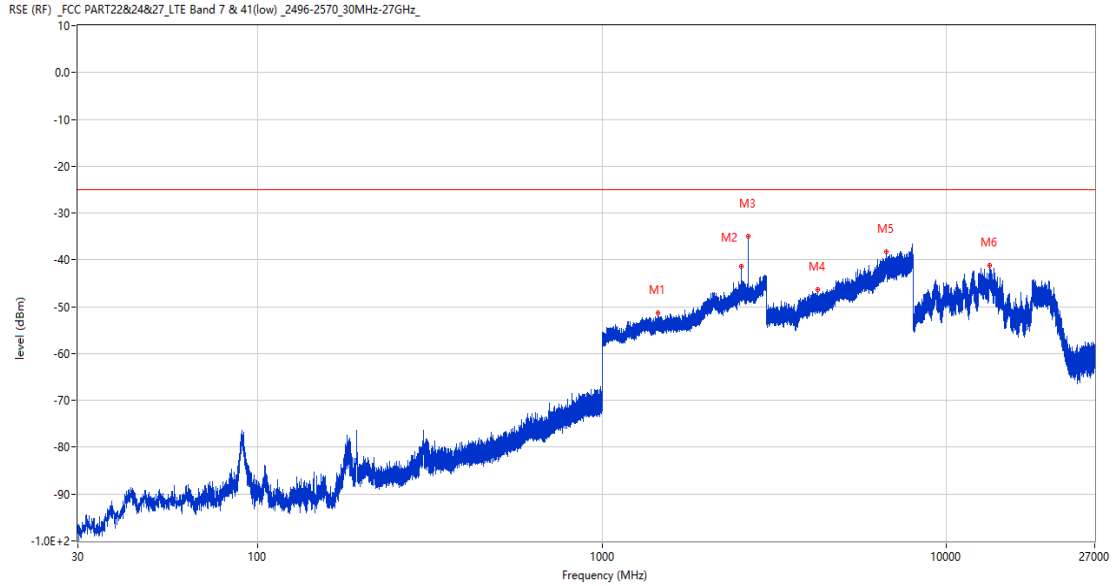


Frequency (MHz)	Result (dBm)	Factor (dB)	PK Limit (dBm)	Margin (dB)	Table (o)	ANT	EUT	Verdict
832.044	-61.92	7.05	-13.0	48.92	204.00	Vertical	Horizontal	N/A
877.343	-40.82	6.46	-13.0	27.82	152.00	Vertical	Horizontal	N/A
1624.800	-55.73	-3.76	-13.0	42.73	177.00	Vertical	Horizontal	Pass
3085.750	-49.08	7.00	-13.0	36.08	360.00	Vertical	Horizontal	Pass
4316.000	-45.98	10.06	-13.0	32.98	3.00	Vertical	Horizontal	Pass
7394.500	-37.08	17.67	-13.0	24.08	3.00	Vertical	Horizontal	Pass

11 LTE Band 7

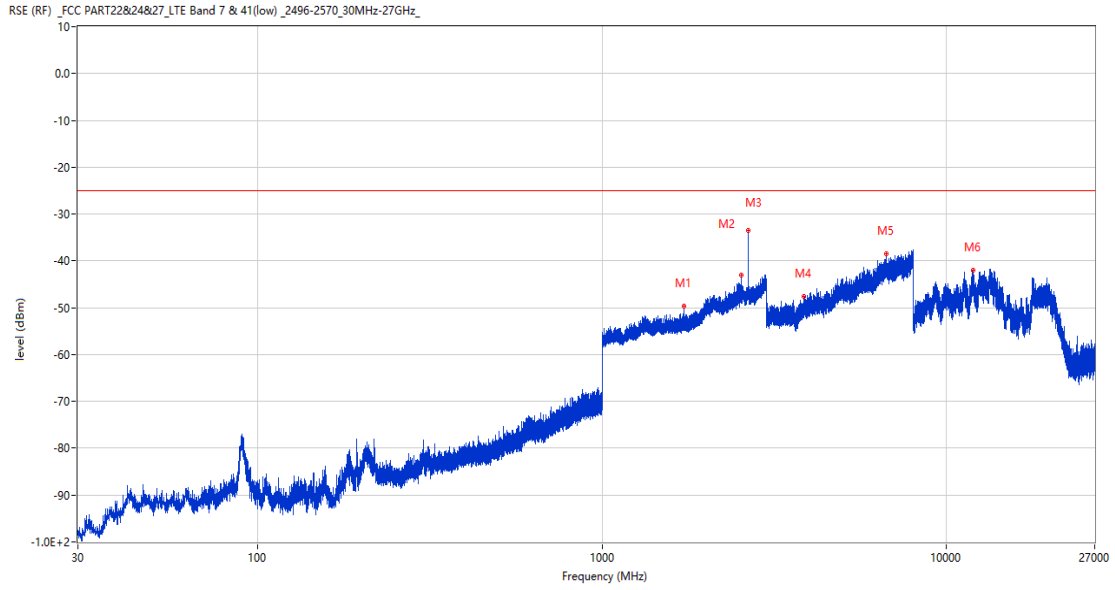
11.1 LTE Band 7 BW5, Middle Channel

RSE-H&H LTE Band 7 BW5 CH21100



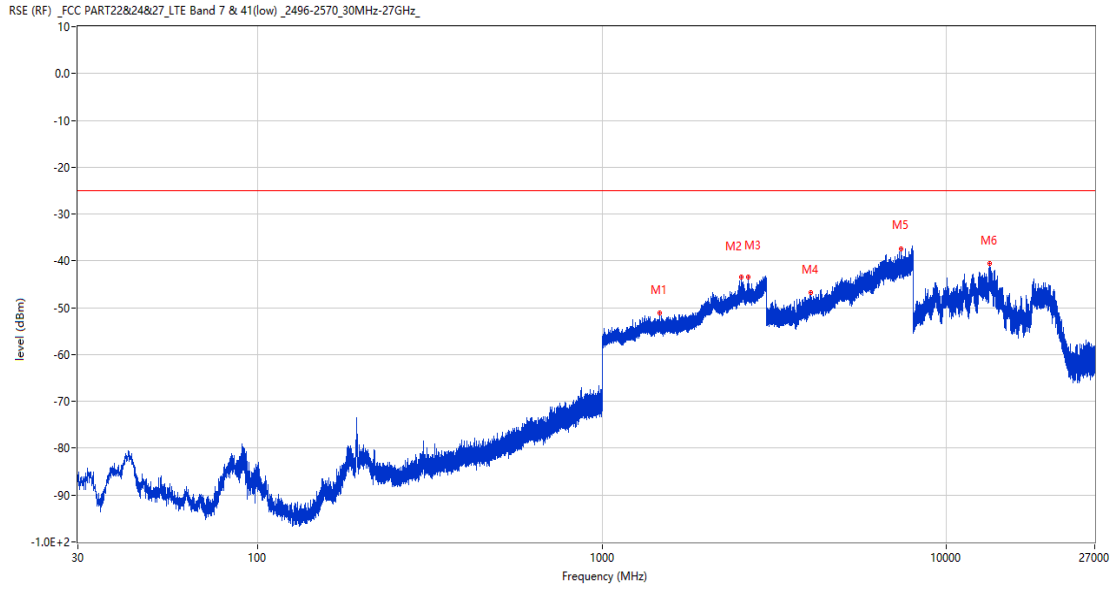
Frequency (MHz)	Result (dBm)	Factor (dB)	PK Limit (dBm)	Margin (dB)	Table (o)	ANT	EUT	Verdict
1450.200	-51.31	0.82	-25.0	26.31	266.00	Horizontal	Horizontal	Pass
2533.800	-41.28	8.84	-25.0	16.28	151.00	Horizontal	Horizontal	N/A
2657.200	-34.87	8.47	-25.0	9.87	164.00	Horizontal	Horizontal	N/A
4229.250	-46.40	10.44	-25.0	21.40	234.00	Horizontal	Horizontal	Pass
6684.750	-38.25	17.00	-25.0	13.25	82.00	Horizontal	Horizontal	Pass
13373.700	-41.13	16.76	-25.0	16.13	360.00	Horizontal	Horizontal	Pass

RSE-H&V LTE Band 7 BW5 CH21100



Frequency (MHz)	Result (dBm)	Factor (dB)	PK Limit (dBm)	Margin (dB)	Table (o)	ANT	EUT	Verdict
1728.400	-49.76	0.66	-25.0	24.76	315.00	Horizontal	Vertical	Pass
2533.500	-42.95	8.84	-25.0	17.95	54.00	Horizontal	Vertical	N/A
2655.200	-33.48	8.46	-25.0	8.48	240.00	Horizontal	Vertical	N/A
3846.000	-47.55	9.43	-25.0	22.55	235.00	Horizontal	Vertical	Pass
6681.250	-38.56	16.92	-25.0	13.56	74.00	Horizontal	Vertical	Pass
11949.862	-41.96	14.01	-25.0	16.96	83.00	Horizontal	Vertical	Pass

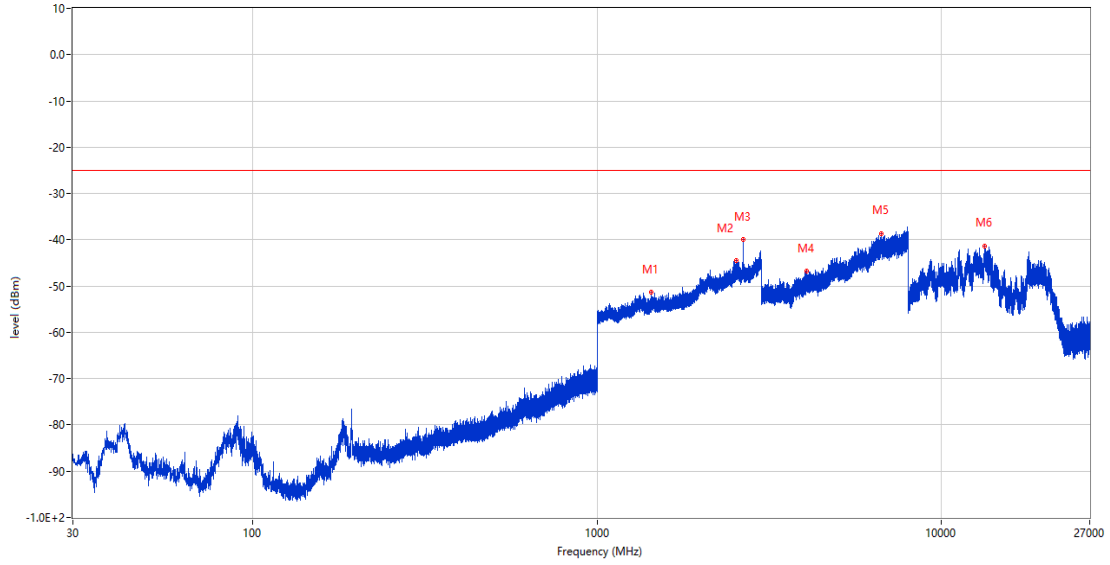
RSE-V&V LTE Band 7 BW5 CH21100



Frequency (MHz)	Result (dBm)	Factor (dB)	PK Limit (dBm)	Margin (dB)	Table (o)	ANT	EUT	Verdict
1467.100	-51.04	0.75	-25.0	26.04	0.00	Vertical	Vertical	Pass
2533.700	-43.46	8.84	-25.0	18.46	85.00	Vertical	Vertical	N/A
2655.400	-43.43	8.48	-25.0	18.43	228.00	Vertical	Vertical	N/A
4042.250	-46.83	10.17	-25.0	21.83	125.00	Vertical	Vertical	Pass
7406.000	-37.40	17.98	-25.0	12.40	125.00	Vertical	Vertical	Pass
13354.800	-40.59	16.59	-25.0	15.59	295.00	Vertical	Vertical	Pass

RSE-V&H LTE Band 7 BW5 CH21100

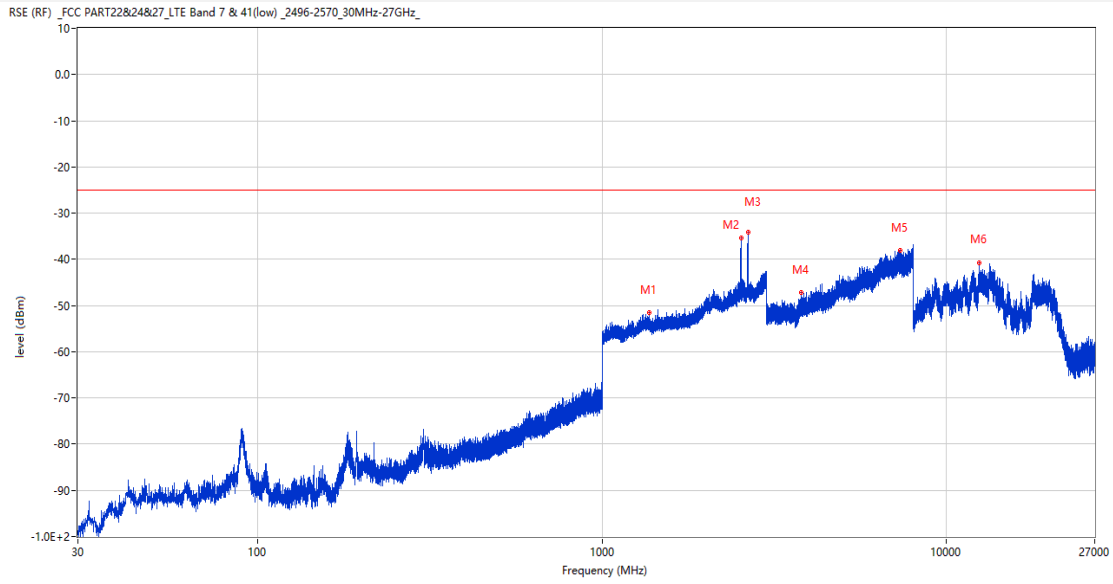
RSE (RF) _FCC PART22&24&27_LTE Band 7 & 41(low)_2496-2570_30MHz-27GHz_



Frequency (MHz)	Result (dBm)	Factor (dB)	PK Limit (dBm)	Margin (dB)	Table (o)	ANT	EUT	Verdict
1440.600	-51.40	0.73	-25.0	26.40	222.00	Vertical	Horizontal	Pass
2545.400	-44.42	8.81	-25.0	19.42	235.00	Vertical	Horizontal	N/A
2656.000	-39.98	8.45	-25.0	14.98	162.00	Vertical	Horizontal	N/A
4061.500	-46.81	10.67	-25.0	21.81	61.00	Vertical	Horizontal	Pass
6694.250	-38.59	16.97	-25.0	13.59	93.00	Vertical	Horizontal	Pass
13361.625	-41.30	16.65	-25.0	16.30	339.00	Vertical	Horizontal	Pass

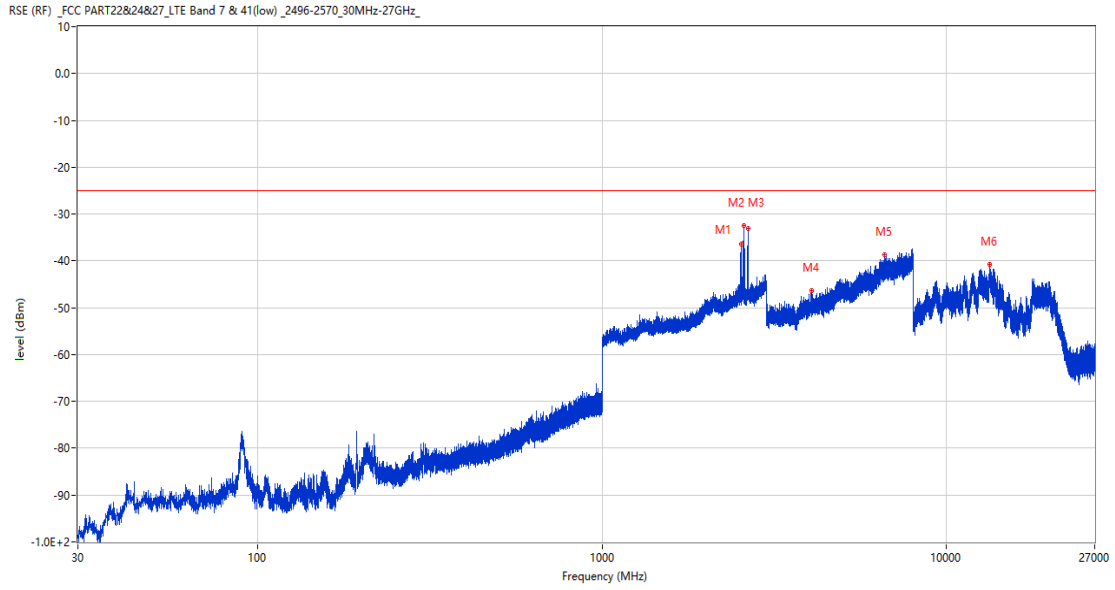
11.2 LTE Band 7 BW10, Middle Channel

RSE-H&H LTE Band 7 BW10 CH21100



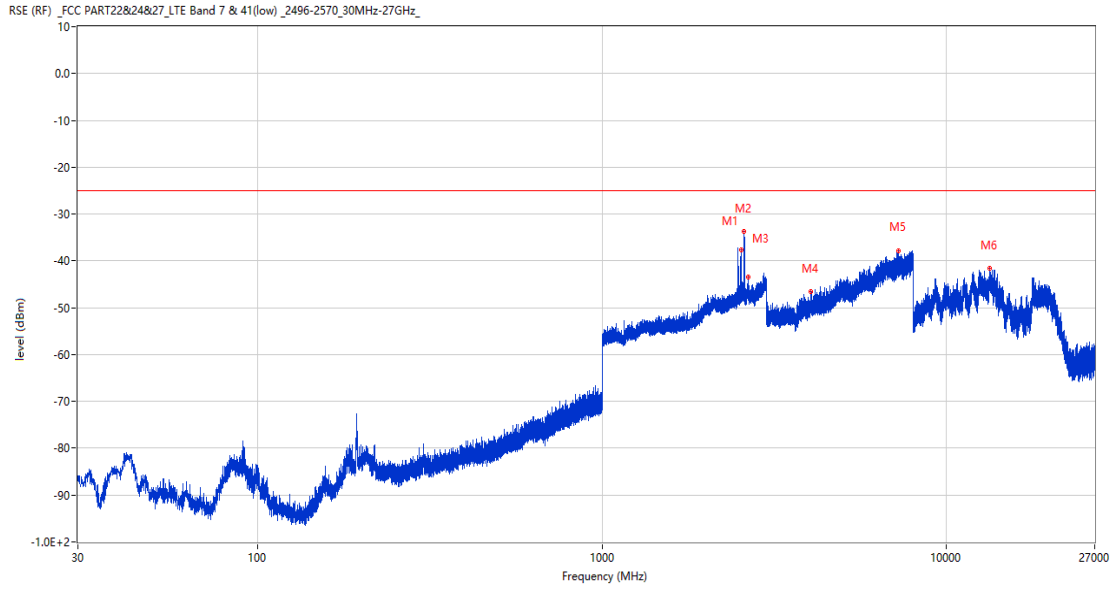
Frequency (MHz)	Result (dBm)	Factor (dB)	PK Limit (dBm)	Margin (dB)	Table (o)	ANT	EUT	Verdict
1370.700	-51.55	0.55	-25.0	26.55	290.00	Horizontal	Horizontal	Pass
2531.600	-35.44	8.85	-25.0	10.44	151.00	Horizontal	Horizontal	N/A
2655.600	-34.09	8.48	-25.0	9.09	243.00	Horizontal	Horizontal	N/A
3791.750	-47.12	9.03	-25.0	22.12	203.00	Horizontal	Horizontal	Pass
7330.250	-38.08	17.28	-25.0	13.08	213.00	Horizontal	Horizontal	Pass
12472.600	-40.68	14.47	-25.0	15.68	1.00	Horizontal	Horizontal	Pass

RSE-H&V LTE Band 7 BW10 CH21100



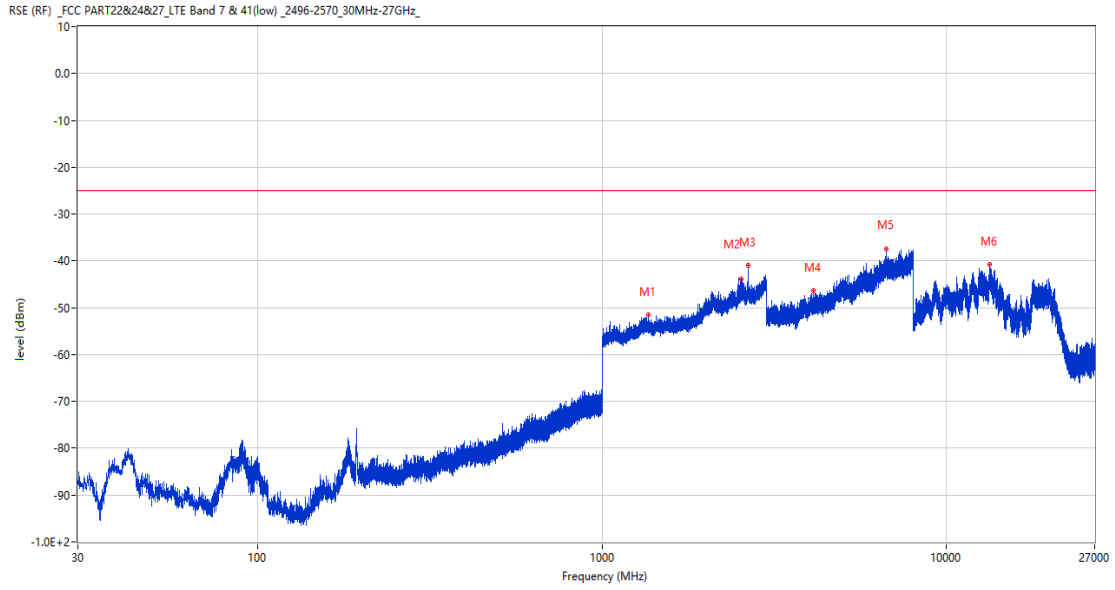
Frequency (MHz)	Result (dBm)	Factor (dB)	PK Limit (dBm)	Margin (dB)	Table (o)	ANT	EUT	Verdict
2531.300	-36.35	8.85	-25.0	11.35	161.00	Horizontal	Vertical	N/A
2587.600	-32.47	8.07	-25.0	7.47	142.00	Horizontal	Vertical	Pass
2660.100	-33.08	8.60	-25.0	8.08	242.00	Horizontal	Vertical	N/A
4066.250	-46.31	10.34	-25.0	21.31	299.00	Horizontal	Vertical	Pass
6632.750	-38.70	16.08	-25.0	13.70	360.00	Horizontal	Vertical	Pass
13398.112	-40.78	16.99	-25.0	15.78	253.00	Horizontal	Vertical	Pass

RSE-V&V LTE Band 7 BW10 CH21100



Frequency (MHz)	Result (dBm)	Factor (dB)	PK Limit (dBm)	Margin (dB)	Table (o)	ANT	EUT	Verdict
2531.500	-37.64	8.85	-25.0	12.64	86.00	Vertical	Vertical	N/A
2588.100	-33.76	8.10	-25.0	8.76	142.00	Vertical	Vertical	Pass
2656.700	-43.51	8.45	-25.0	18.51	340.00	Vertical	Vertical	N/A
4047.250	-46.51	10.65	-25.0	21.51	106.00	Vertical	Vertical	Pass
7280.000	-37.90	16.92	-25.0	12.90	191.00	Vertical	Vertical	Pass
13392.075	-41.53	16.94	-25.0	16.53	297.00	Vertical	Vertical	Pass

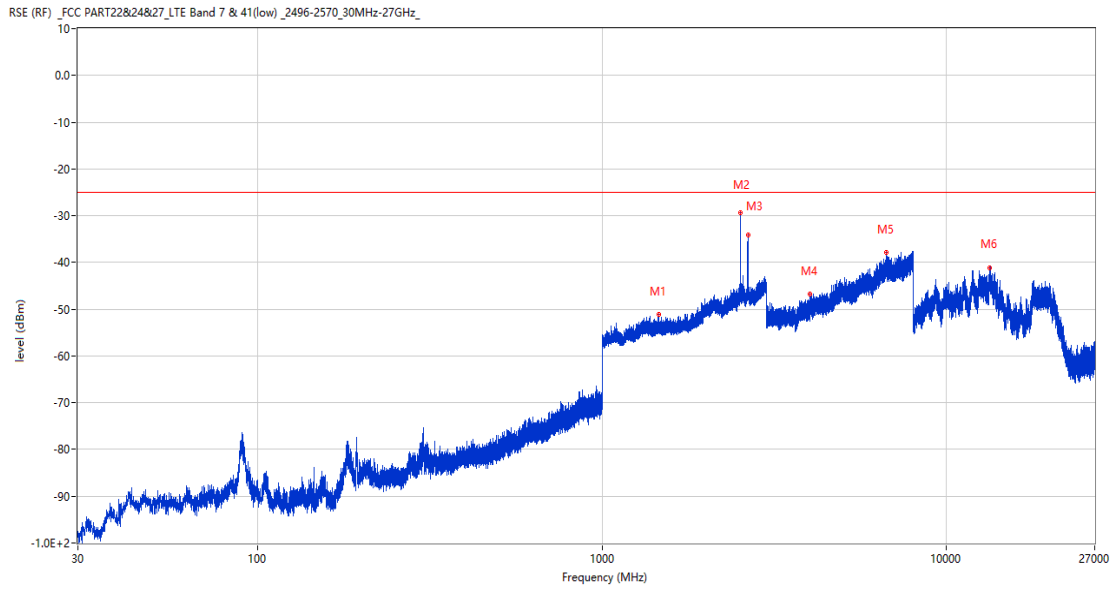
RSE-V&H LTE Band 7 BW10 CH21100



Frequency (MHz)	Result (dBm)	Factor (dB)	PK Limit (dBm)	Margin (dB)	Table (o)	ANT	EUT	Verdict
1363.300	-51.58	0.56	-25.0	26.58	171.00	Vertical	Horizontal	Pass
2543.200	-43.92	8.81	-25.0	18.92	69.00	Vertical	Horizontal	N/A
2655.200	-40.94	8.46	-25.0	15.94	165.00	Vertical	Horizontal	N/A
4099.500	-46.35	10.00	-25.0	21.35	62.00	Vertical	Horizontal	Pass
6714.250	-37.36	16.67	-25.0	12.36	184.00	Vertical	Horizontal	Pass
13361.887	-40.71	16.65	-25.0	15.71	297.00	Vertical	Horizontal	Pass

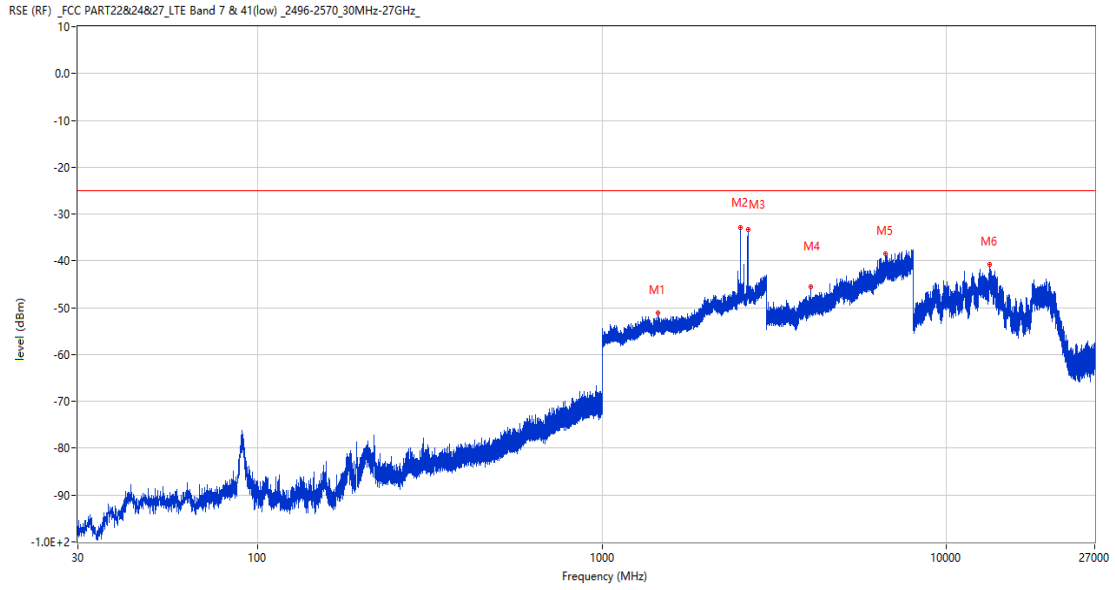
11.3 LTE Band 7 BW15, Middle Channel

RSE-H&H LTE Band 7 BW15 CH21100



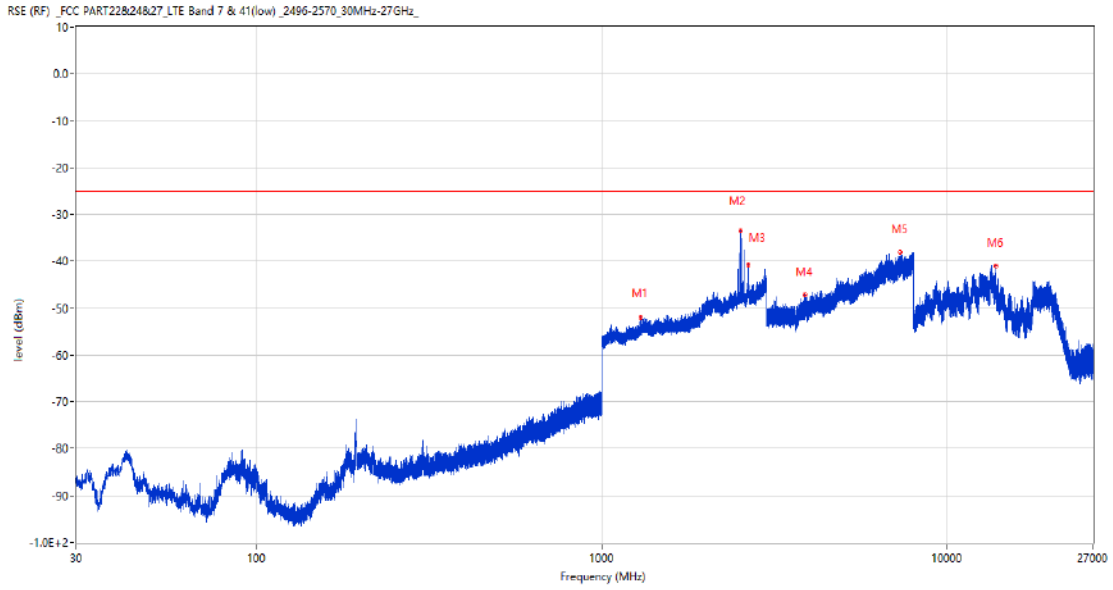
Frequency (MHz)	Result (dBm)	Factor (dB)	PK Limit (dBm)	Margin (dB)	Table (o)	ANT	EUT	Verdict
1462.400	-51.18	0.69	-25.0	26.18	352.00	Horizontal	Horizontal	Pass
2529.100	-29.43	8.85	-25.0	4.43	155.00	Horizontal	Horizontal	N/A
2652.300	-34.18	8.65	-25.0	9.18	234.00	Horizontal	Horizontal	N/A
4024.000	-46.74	9.38	-25.0	21.74	354.00	Horizontal	Horizontal	Pass
6711.250	-37.93	16.67	-25.0	12.93	28.00	Horizontal	Horizontal	Pass
13384.988	-41.09	16.87	-25.0	16.09	116.00	Horizontal	Horizontal	Pass

RSE-H&V LTE Band 7 BW15 CH21100



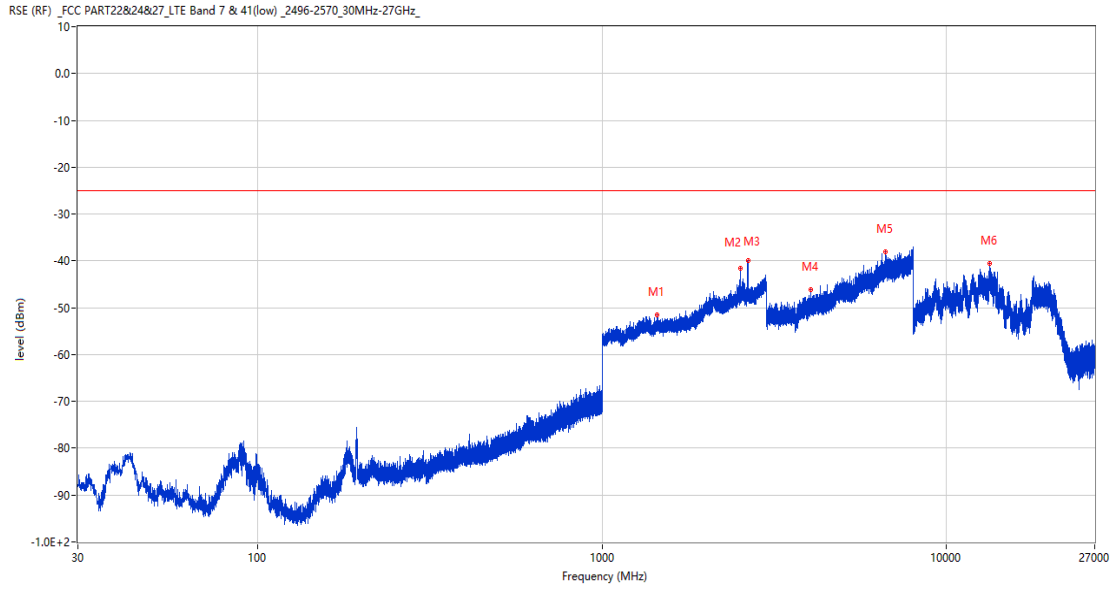
Frequency (MHz)	Result (dBm)	Factor (dB)	PK Limit (dBm)	Margin (dB)	Table (o)	ANT	EUT	Verdict
1456.600	-51.12	0.71	-25.0	26.12	86.00	Horizontal	Vertical	Pass
2529.100	-32.97	8.85	-25.0	7.97	149.00	Horizontal	Vertical	N/A
2652.800	-33.36	8.57	-25.0	8.36	242.00	Horizontal	Vertical	N/A
4043.750	-45.48	10.40	-25.0	20.48	116.00	Horizontal	Vertical	Pass
6672.750	-38.53	16.62	-25.0	13.53	235.00	Horizontal	Vertical	Pass
13388.925	-40.70	16.91	-25.0	15.70	90.00	Horizontal	Vertical	Pass

RSE-V&V LTE Band 7 BW15 CH21100



Frequency (MHz)	Result (dBm)	Factor (dB)	PK Limit (dBm)	Margin (dB)	Table (o)	ANT	EUT	Verdict
1298.700	-51.84	0.73	-25.0	26.84	31.00	Vertical	Vertical	Pass
2529.100	-33.52	8.85	-25.0	8.52	106.00	Vertical	Vertical	N/A
2652.000	-40.80	8.68	-25.0	15.80	162.00	Vertical	Vertical	N/A
3875.250	-47.21	9.56	-25.0	22.21	271.00	Vertical	Vertical	Pass
7343.000	-37.99	17.10	-25.0	12.99	135.00	Vertical	Vertical	Pass
13821.525	-40.98	16.51	-25.0	15.98	63.00	Vertical	Vertical	Pass

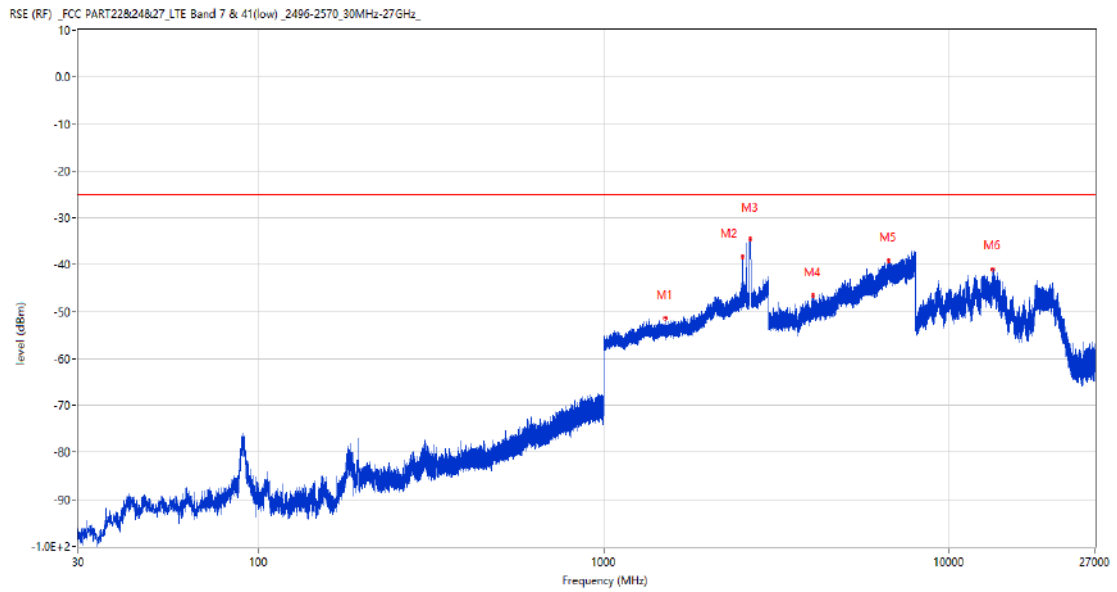
RSE-V&H LTE Band 7 BW15 CH21100



Frequency (MHz)	Result (dBm)	Factor (dB)	PK Limit (dBm)	Margin (dB)	Table (o)	ANT	EUT	Verdict
1446.600	-51.51	0.69	-25.0	26.51	168.00	Vertical	Horizontal	Pass
2529.200	-41.63	8.85	-25.0	16.63	94.00	Vertical	Horizontal	N/A
2658.400	-40.02	8.50	-25.0	15.02	161.00	Vertical	Horizontal	N/A
4047.000	-46.08	10.64	-25.0	21.08	299.00	Vertical	Horizontal	Pass
6676.750	-38.06	16.78	-25.0	13.06	159.00	Vertical	Horizontal	Pass
13344.825	-40.65	16.34	-25.0	15.65	66.00	Vertical	Horizontal	Pass

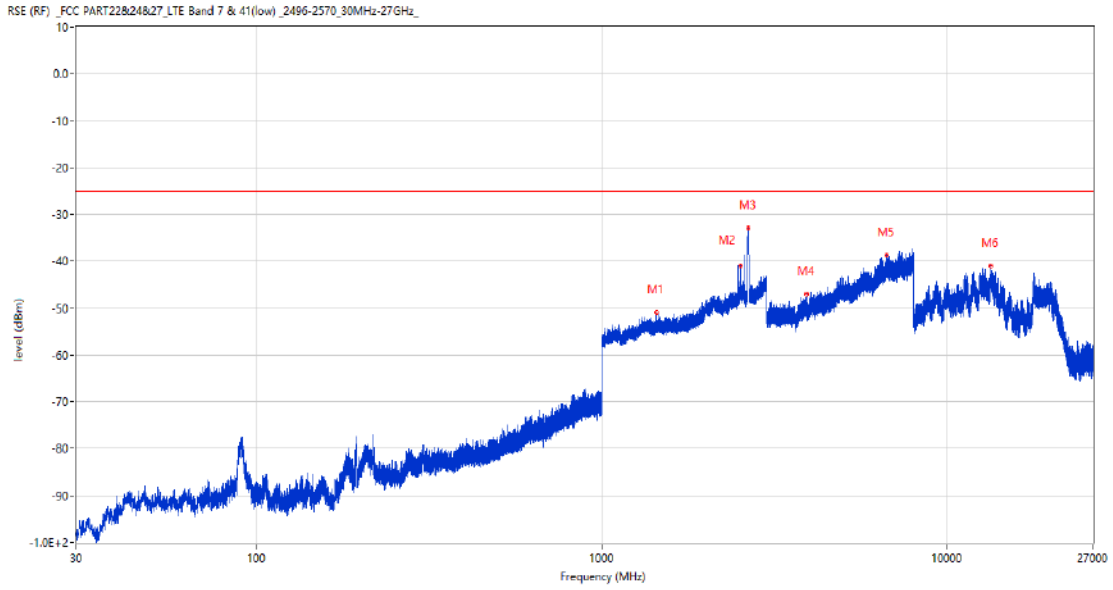
11.4 LTE Band 7 BW20, Middle Channel

RSE-H&H LTE Band 7 BW20 CH21100



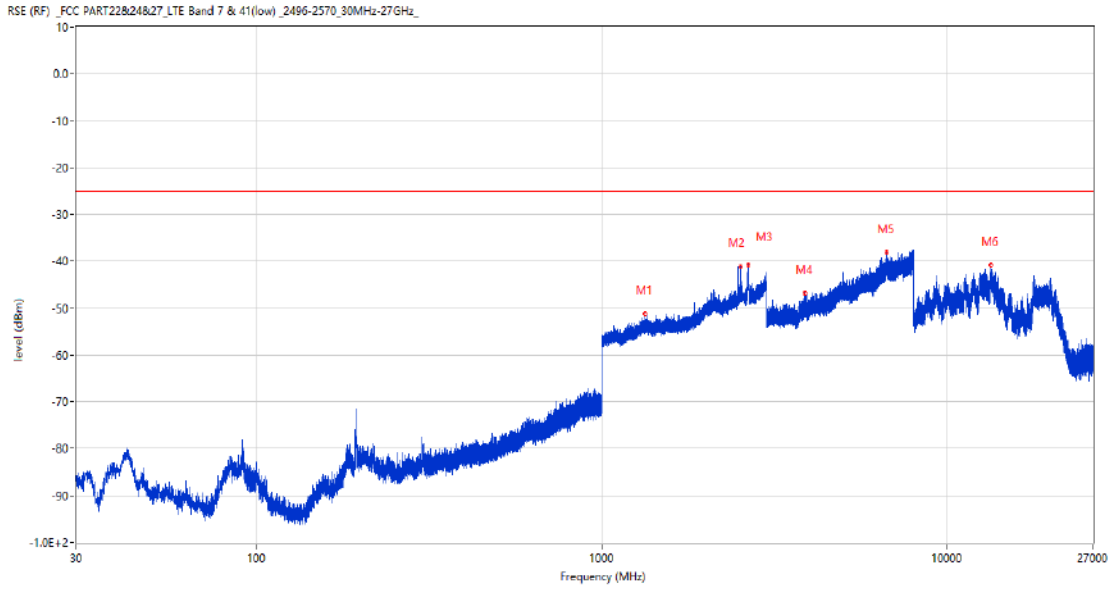
Frequency (MHz)	Result (dBm)	Factor (dB)	PK Limit (dBm)	Margin (dB)	Table (o)	ANT	EUT	Verdict
1507.200	-51.32	0.35	-25.0	26.32	162.00	Horizontal	Horizontal	Pass
2527.000	-38.36	8.86	-25.0	13.36	162.00	Horizontal	Horizontal	N/A
2661.000	-34.49	8.62	-25.0	9.49	175.00	Horizontal	Horizontal	N/A
4041.750	-46.62	10.16	-25.0	21.62	333.00	Horizontal	Horizontal	Pass
6678.750	-39.15	16.80	-25.0	14.15	301.00	Horizontal	Horizontal	Pass
13353.487	-41.05	16.57	-25.0	16.05	351.00	Horizontal	Horizontal	Pass

RSE-H&V LTE Band 7 BW20 CH21100



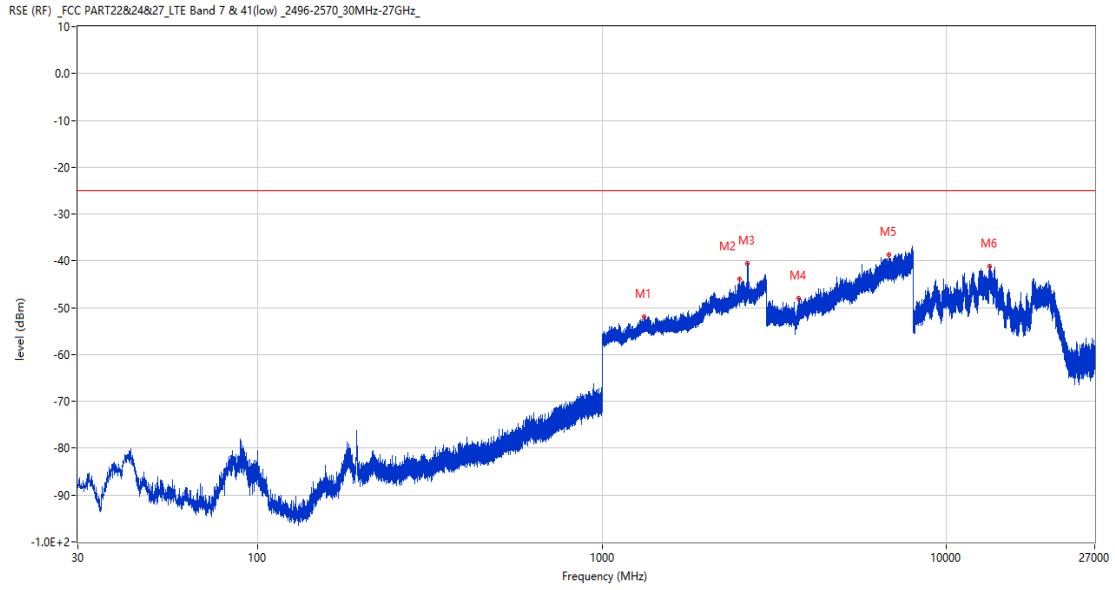
Frequency (MHz)	Result (dBm)	Factor (dB)	PK Limit (dBm)	Margin (dB)	Table (o)	ANT	EUT	Verdict
1438.500	-50.90	0.69	-25.0	25.90	57.00	Horizontal	Vertical	Pass
2526.500	-40.86	8.86	-25.0	15.86	27.00	Horizontal	Vertical	N/A
2663.200	-32.82	8.91	-25.0	7.82	244.00	Horizontal	Vertical	N/A
3921.250	-46.91	9.55	-25.0	21.91	126.00	Horizontal	Vertical	Pass
6690.500	-38.73	16.99	-25.0	13.73	235.00	Horizontal	Vertical	Pass
13355.325	-40.94	16.59	-25.0	15.94	16.00	Horizontal	Vertical	Pass

RSE-V&V LTE Band 7 BW20 CH21100



Frequency (MHz)	Result (dBm)	Factor (dB)	PK Limit (dBm)	Margin (dB)	Table (o)	ANT	EUT	Verdict
1334.000	-51.04	0.67	-25.0	26.04	242.00	Vertical	Vertical	Pass
2527.000	-41.08	8.86	-25.0	16.08	69.00	Vertical	Vertical	N/A
2655.200	-40.77	8.46	-25.0	15.77	162.00	Vertical	Vertical	N/A
3867.000	-46.77	9.84	-25.0	21.77	332.00	Vertical	Vertical	Pass
6676.500	-38.09	16.78	-25.0	13.09	360.00	Vertical	Vertical	Pass
13389.712	-40.72	16.91	-25.0	15.72	360.00	Vertical	Vertical	Pass

RSE-V&H LTE Band 7 BW20 CH21100

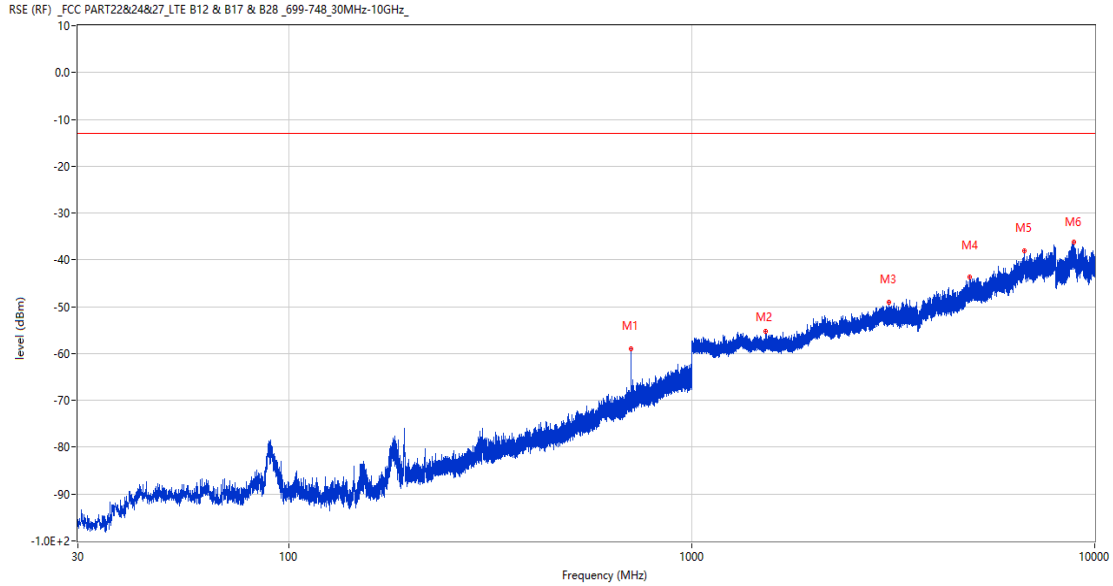


Frequency (MHz)	Result (dBm)	Factor (dB)	PK Limit (dBm)	Margin (dB)	Table (o)	ANT	EUT	Verdict
1324.100	-51.89	0.68	-25.0	26.89	25.00	Vertical	Horizontal	Pass
2503.400	-43.87	8.92	-25.0	18.87	197.00	Vertical	Horizontal	N/A
2648.300	-40.55	8.71	-25.0	15.55	166.00	Vertical	Horizontal	N/A
3728.500	-47.95	7.87	-25.0	22.95	161.00	Vertical	Horizontal	Pass
6803.250	-38.68	16.35	-25.0	13.68	348.00	Vertical	Horizontal	Pass
13370.025	-41.20	16.73	-25.0	16.20	135.00	Vertical	Horizontal	Pass

12 LTE Band 12

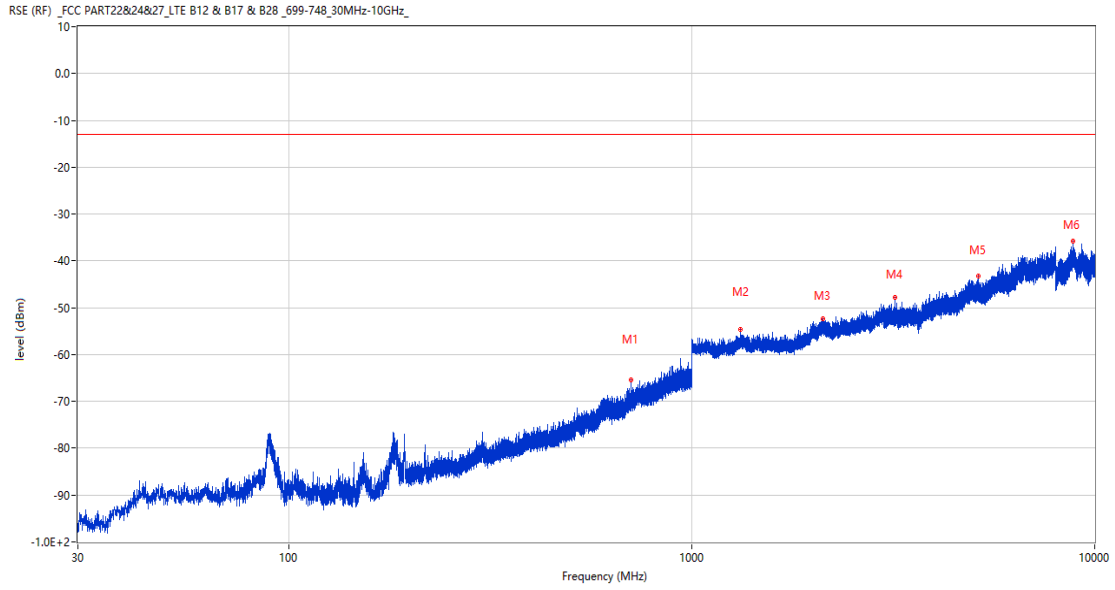
12.1 LTE Band 12 BW1.4, Middle Channel

RSE-H&H LTE Band 12 BW1.4 CH23095



Frequency (MHz)	Result (dBm)	Factor (dB)	PK Limit (dBm)	Margin (dB)	Table (o)	ANT	EUT	Verdict
707.109	-58.92	3.37	-13.0	45.92	266.00	Horizontal	Horizontal	N/A
1529.400	-55.18	-3.32	-13.0	42.18	235.00	Horizontal	Horizontal	Pass
3080.750	-49.00	6.89	-13.0	36.00	344.00	Horizontal	Horizontal	Pass
4898.000	-43.74	12.46	-13.0	30.74	144.00	Horizontal	Horizontal	Pass
6680.500	-38.01	16.93	-13.0	25.01	160.00	Horizontal	Horizontal	Pass
8859.500	-36.28	20.24	-13.0	23.28	31.00	Horizontal	Horizontal	Pass

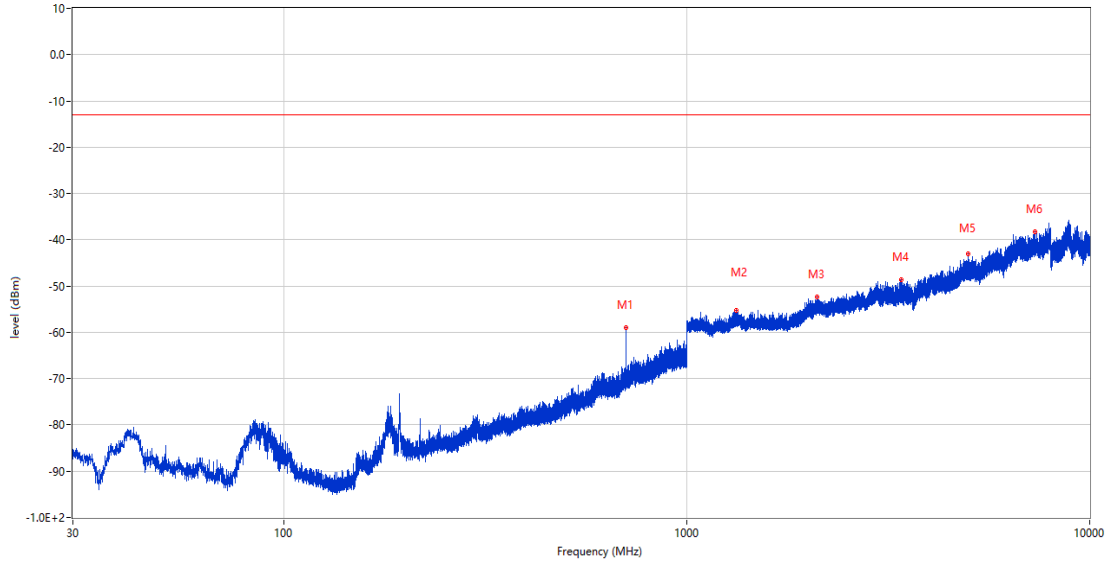
RSE-H&V LTE Band 12 BW1.4 CH23095



Frequency (MHz)	Result (dBm)	Factor (dB)	PK Limit (dBm)	Margin (dB)	Table (o)	ANT	EUT	Verdict
707.060	-65.42	3.37	-13.0	52.42	276.00	Horizontal	Vertical	N/A
1321.700	-54.57	-2.70	-13.0	41.57	75.00	Horizontal	Vertical	Pass
2112.100	-52.45	0.27	-13.0	39.45	209.00	Horizontal	Vertical	Pass
3193.500	-47.82	6.71	-13.0	34.82	125.00	Horizontal	Vertical	Pass
5141.500	-43.33	12.16	-13.0	30.33	361.00	Horizontal	Vertical	Pass
8850.099	-35.79	20.36	-13.0	22.79	254.00	Horizontal	Vertical	Pass

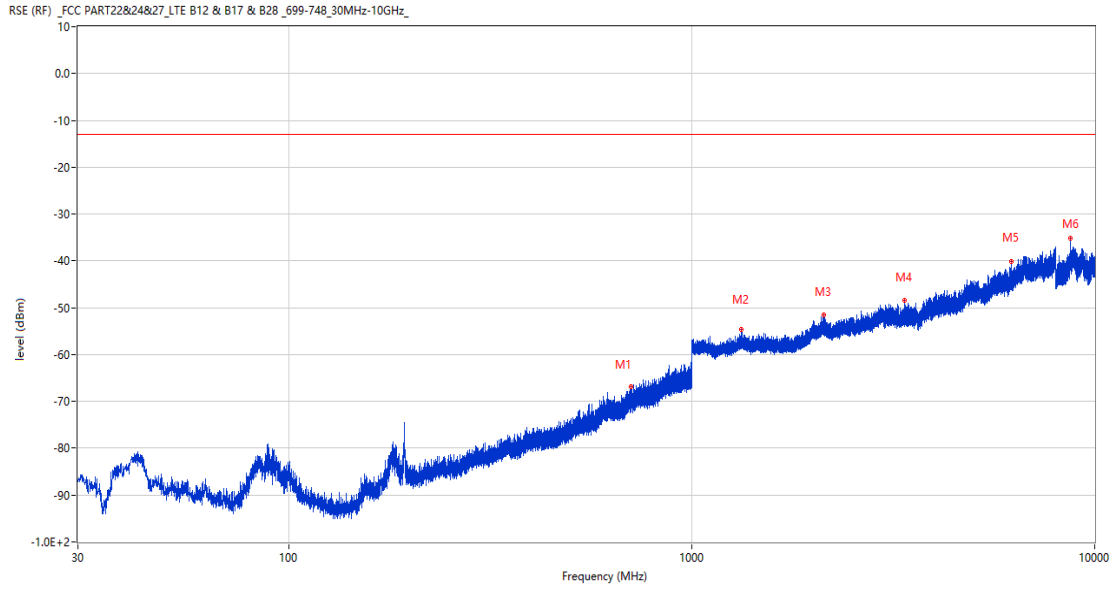
RSE-V&V LTE Band 12 BW1.4 CH23095

RSE (RF) _FCC PART22&24&27_LTE B12 & B17 & B28 _699-748_30MHz-10GHz_



Frequency (MHz)	Result (dBm)	Factor (dB)	PK Limit (dBm)	Margin (dB)	Table (o)	ANT	EUT	Verdict
707.060	-59.08	3.37	-13.0	46.08	355.00	Vertical	Vertical	N/A
1328.400	-55.19	-2.39	-13.0	42.19	54.00	Vertical	Vertical	Pass
2110.700	-52.32	0.25	-13.0	39.32	266.00	Vertical	Vertical	Pass
3400.250	-48.73	7.33	-13.0	35.73	318.00	Vertical	Vertical	Pass
4983.000	-42.95	13.29	-13.0	29.95	131.00	Vertical	Vertical	Pass
7314.500	-38.19	17.14	-13.0	25.19	249.00	Vertical	Vertical	Pass

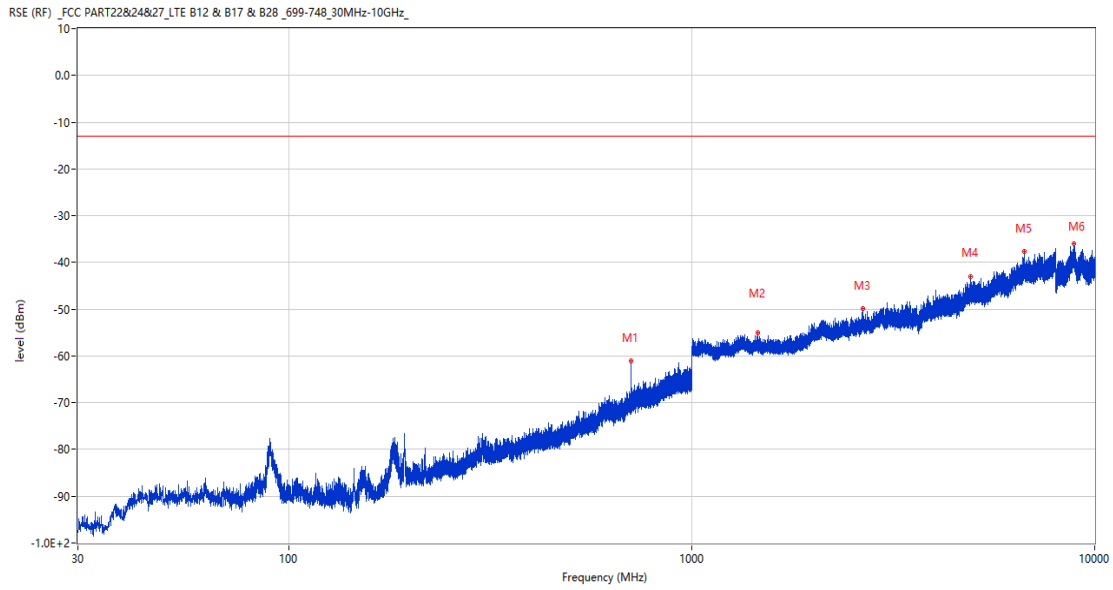
RSE-V&H LTE Band 12 BW1.4 CH23095



Frequency (MHz)	Result (dBm)	Factor (dB)	PK Limit (dBm)	Margin (dB)	Table (o)	ANT	EUT	Verdict
707.011	-66.91	3.36	-13.0	53.91	200.00	Vertical	Horizontal	N/A
1326.400	-54.64	-2.44	-13.0	41.64	234.00	Vertical	Horizontal	Pass
2122.100	-51.46	-0.22	-13.0	38.46	95.00	Vertical	Horizontal	Pass
3371.500	-48.48	6.90	-13.0	35.48	162.00	Vertical	Horizontal	Pass
6196.750	-40.23	14.11	-13.0	27.23	112.00	Vertical	Horizontal	Pass
8699.201	-35.23	19.40	-13.0	22.23	343.00	Vertical	Horizontal	Pass

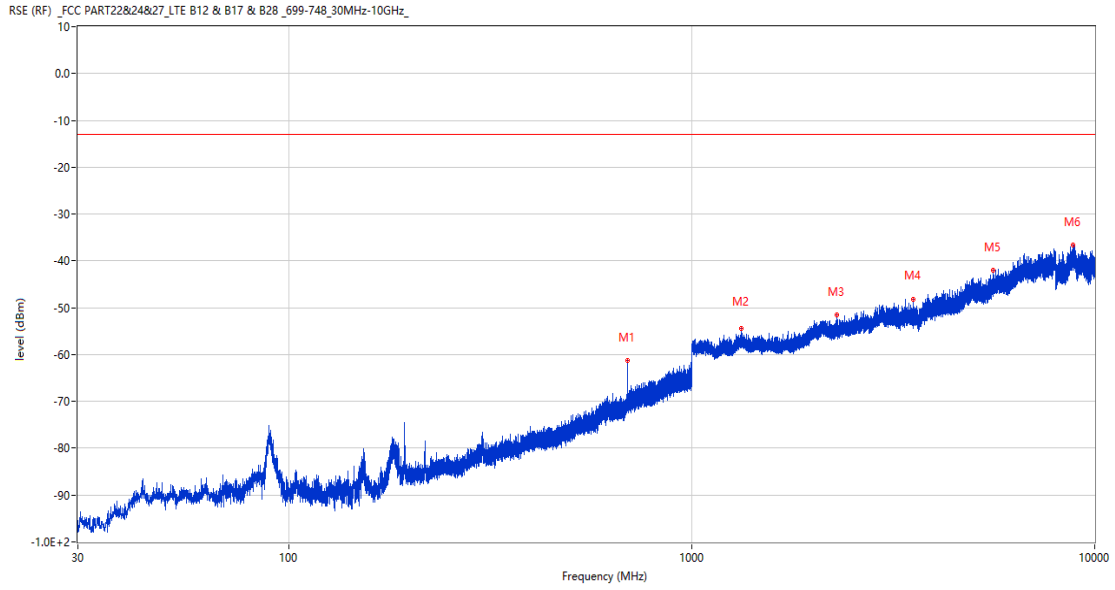
12.2 LTE Band 12 BW3, Middle Channel

RSE-H&H LTE Band 12 BW3 CH23095



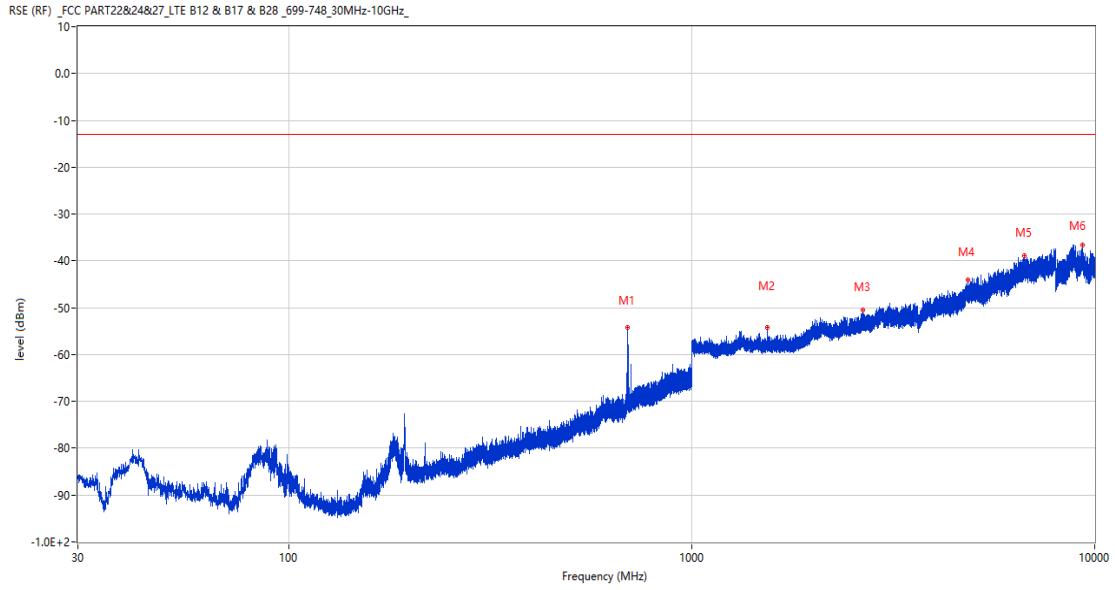
Frequency (MHz)	Result (dBm)	Factor (dB)	PK Limit (dBm)	Margin (dB)	Table (o)	ANT	EUT	Verdict
706.284	-61.06	3.35	-13.0	48.06	266.00	Horizontal	Horizontal	N/A
1458.300	-55.10	-3.14	-13.0	42.10	221.00	Horizontal	Horizontal	Pass
2653.900	-49.94	2.49	-13.0	36.94	259.00	Horizontal	Horizontal	Pass
4907.750	-42.95	12.79	-13.0	29.95	142.00	Horizontal	Horizontal	Pass
6688.250	-37.68	17.04	-13.0	24.68	357.00	Horizontal	Horizontal	Pass
8861.300	-36.00	20.22	-13.0	23.00	360.00	Horizontal	Horizontal	Pass

RSE-H&V LTE Band 12 BW3 CH23095



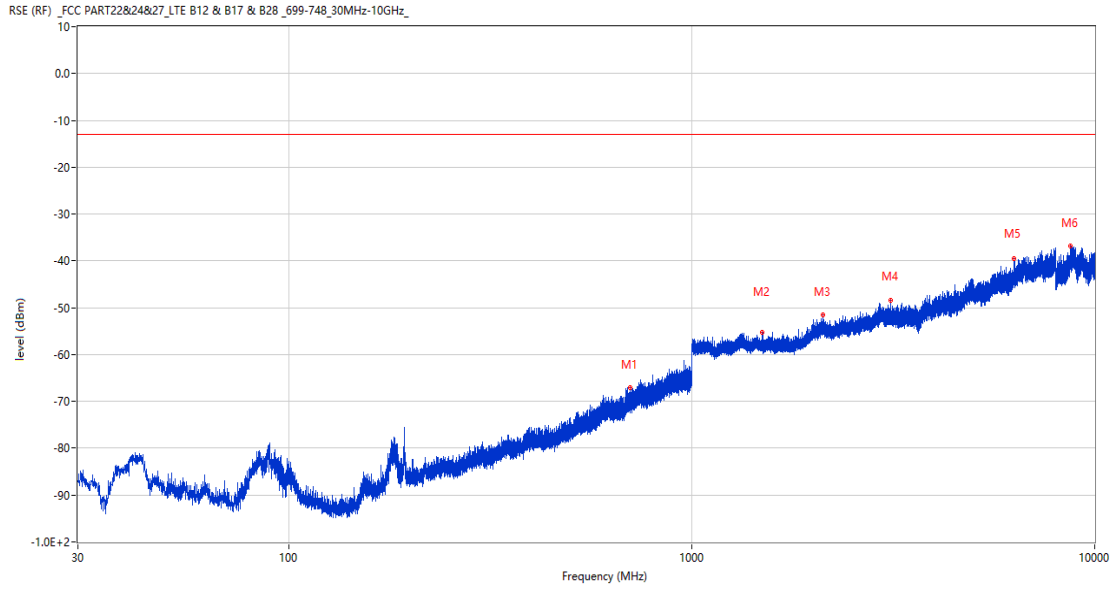
Frequency (MHz)	Result (dBm)	Factor (dB)	PK Limit (dBm)	Margin (dB)	Table (o)	ANT	EUT	Verdict
693.238	-61.19	2.99	-13.0	48.19	158.00	Horizontal	Vertical	Pass
1324.900	-54.52	-2.46	-13.0	41.52	179.00	Horizontal	Vertical	Pass
2286.500	-51.61	0.53	-13.0	38.61	54.00	Horizontal	Vertical	Pass
3544.750	-48.13	7.15	-13.0	35.13	296.00	Horizontal	Vertical	Pass
5586.000	-42.01	13.20	-13.0	29.01	361.00	Horizontal	Vertical	Pass
8855.099	-36.54	20.30	-13.0	23.54	344.00	Horizontal	Vertical	Pass

RSE-V&V LTE Band 12 BW3 CH23095



Frequency (MHz)	Result (dBm)	Factor (dB)	PK Limit (dBm)	Margin (dB)	Table (o)	ANT	EUT	Verdict
694.062	-54.13	3.01	-13.0	41.13	10.00	Vertical	Vertical	Pass
1543.800	-54.14	-3.14	-13.0	41.14	66.00	Vertical	Vertical	Pass
2657.800	-50.48	2.88	-13.0	37.48	72.00	Vertical	Vertical	Pass
4851.750	-44.07	12.70	-13.0	31.07	260.00	Vertical	Vertical	Pass
6683.750	-38.90	16.98	-13.0	25.90	78.00	Vertical	Vertical	Pass
9328.000	-36.54	19.42	-13.0	23.54	210.00	Vertical	Vertical	Pass

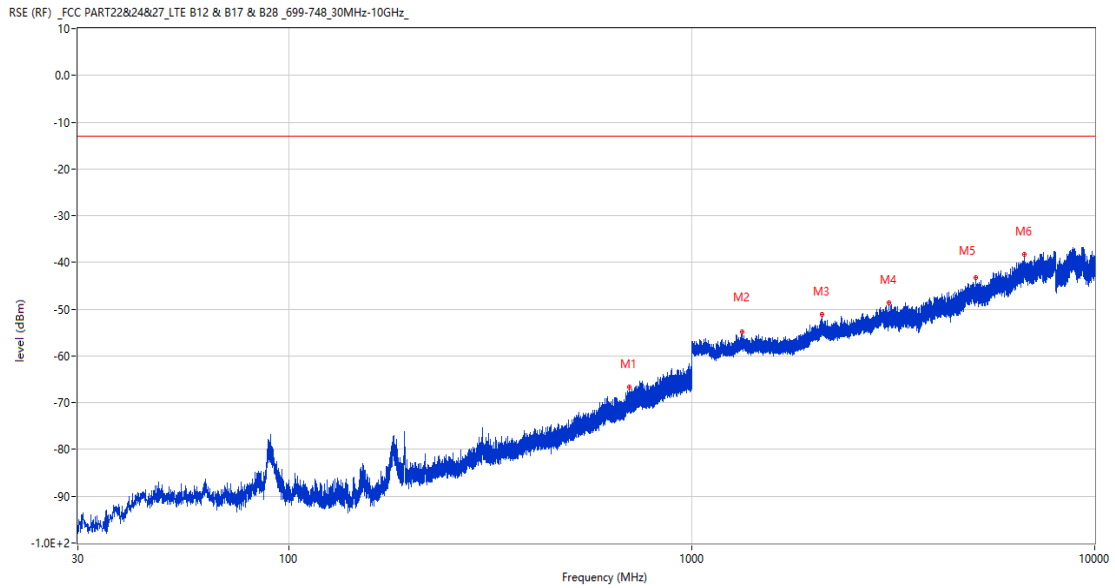
RSE-V&H LTE Band 12 BW3 CH23095



Frequency (MHz)	Result (dBm)	Factor (dB)	PK Limit (dBm)	Margin (dB)	Table (o)	ANT	EUT	Verdict
705.217	-67.00	3.32	-13.0	54.00	233.00	Vertical	Horizontal	N/A
1499.300	-55.34	-3.63	-13.0	42.34	24.00	Vertical	Horizontal	Pass
2116.400	-51.47	0.07	-13.0	38.47	266.00	Vertical	Horizontal	Pass
3120.000	-48.33	6.58	-13.0	35.33	361.00	Vertical	Horizontal	Pass
6318.500	-39.44	15.66	-13.0	26.44	91.00	Vertical	Horizontal	Pass
8710.600	-36.79	19.30	-13.0	23.79	52.00	Vertical	Horizontal	Pass

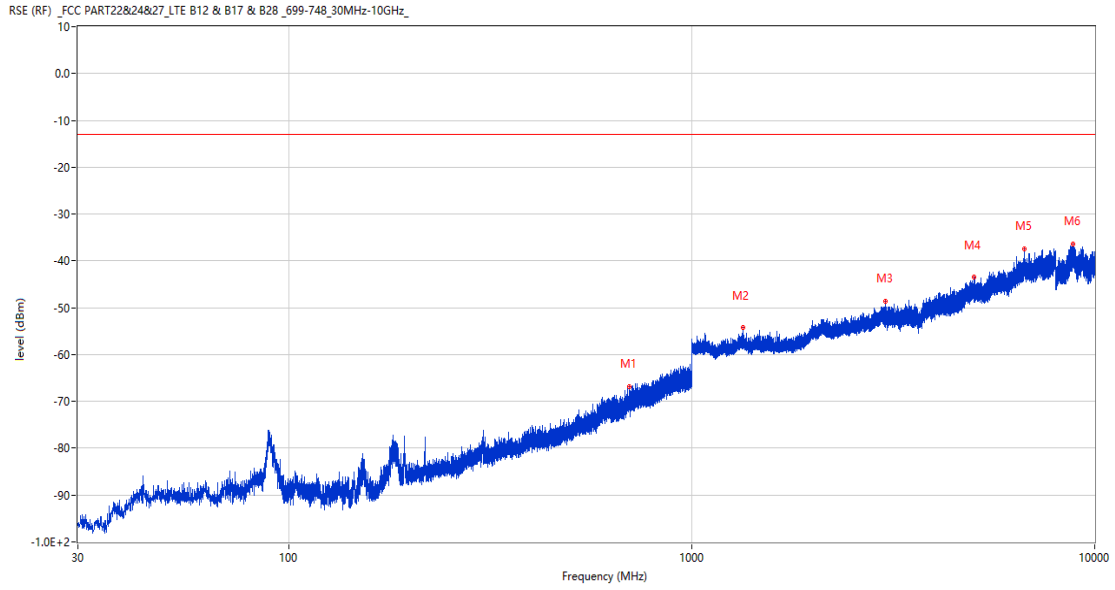
12.3 LTE Band 12 BW5, Middle Channel

RSE-H&H LTE Band 12 BW5 CH23095



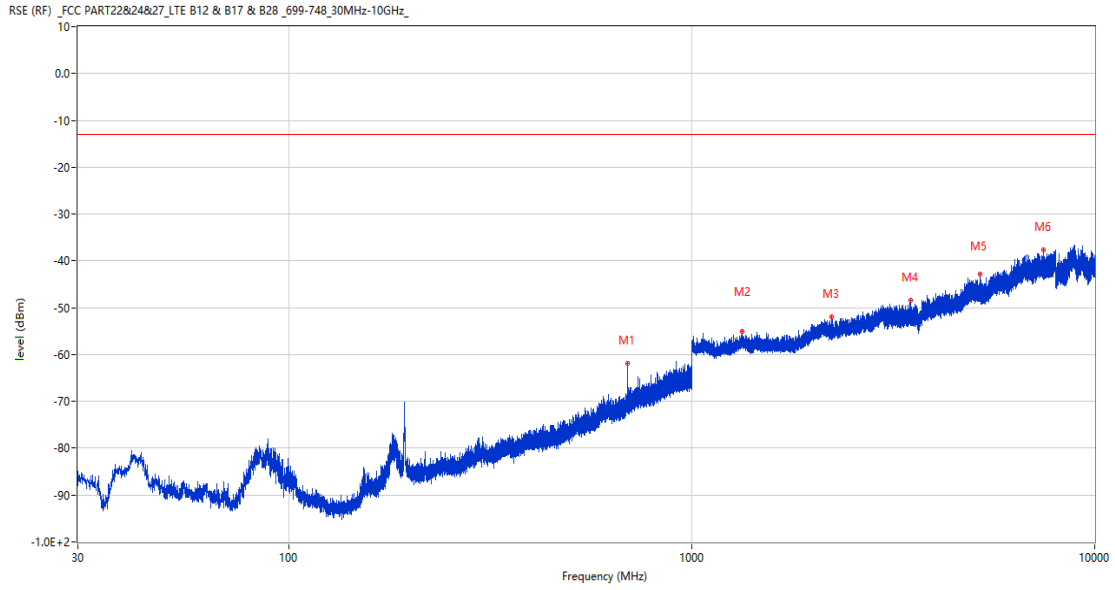
Frequency (MHz)	Result (dBm)	Factor (dB)	PK Limit (dBm)	Margin (dB)	Table (o)	ANT	EUT	Verdict
699.397	-66.72	3.19	-13.0	53.72	23.00	Horizontal	Horizontal	N/A
1333.600	-54.89	-2.39	-13.0	41.89	42.00	Horizontal	Horizontal	Pass
2102.100	-51.15	0.09	-13.0	38.15	240.00	Horizontal	Horizontal	Pass
3093.000	-48.67	6.75	-13.0	35.67	26.00	Horizontal	Horizontal	Pass
5074.500	-43.15	12.18	-13.0	30.15	42.00	Horizontal	Horizontal	Pass
6687.000	-38.31	17.07	-13.0	25.31	42.00	Horizontal	Horizontal	Pass

RSE-H&V LTE Band 12 BW5 CH23095



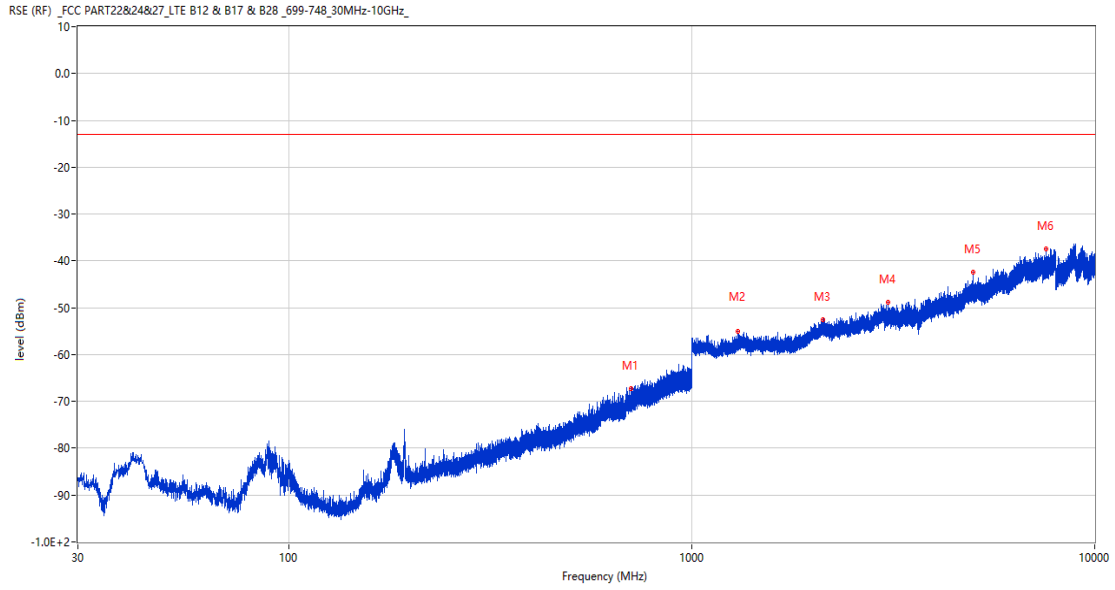
Frequency (MHz)	Result (dBm)	Factor (dB)	PK Limit (dBm)	Margin (dB)	Table (o)	ANT	EUT	Verdict
701.046	-66.80	3.23	-13.0	53.80	138.00	Horizontal	Vertical	N/A
1343.900	-54.19	-2.70	-13.0	41.19	0.00	Horizontal	Vertical	Pass
3025.750	-48.57	5.96	-13.0	35.57	0.00	Horizontal	Vertical	Pass
5018.500	-43.44	12.38	-13.0	30.44	191.00	Horizontal	Vertical	Pass
6682.250	-37.52	16.95	-13.0	24.52	27.00	Horizontal	Vertical	Pass
8822.200	-36.36	19.90	-13.0	23.36	110.00	Horizontal	Vertical	Pass

RSE-V&V LTE Band 12 BW5 CH23095



Frequency (MHz)	Result (dBm)	Factor (dB)	PK Limit (dBm)	Margin (dB)	Table (o)	ANT	EUT	Verdict
692.753	-61.87	2.97	-13.0	48.87	267.00	Vertical	Vertical	N/A
1332.100	-55.10	-2.34	-13.0	42.10	196.00	Vertical	Vertical	Pass
2219.700	-52.01	-0.46	-13.0	39.01	135.00	Vertical	Vertical	Pass
3486.500	-48.48	7.46	-13.0	35.48	126.00	Vertical	Vertical	Pass
5188.500	-42.81	12.47	-13.0	29.81	44.00	Vertical	Vertical	Pass
7470.750	-37.73	16.62	-13.0	24.73	175.00	Vertical	Vertical	Pass

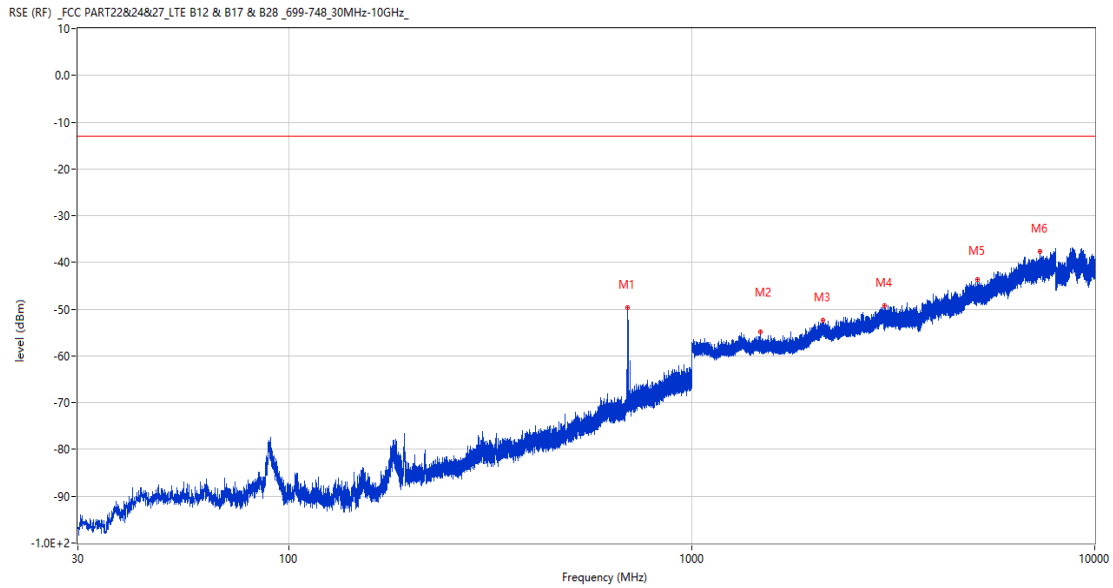
RSE-V&H LTE Band 12 BW5 CH23095



Frequency (MHz)	Result (dBm)	Factor (dB)	PK Limit (dBm)	Margin (dB)	Table (o)	ANT	EUT	Verdict
705.411	-67.36	3.33	-13.0	54.36	75.00	Vertical	Horizontal	N/A
1299.000	-54.95	-2.92	-13.0	41.95	233.00	Vertical	Horizontal	Pass
2112.200	-52.52	0.27	-13.0	39.52	259.00	Vertical	Horizontal	Pass
3076.000	-48.78	6.41	-13.0	35.78	110.00	Vertical	Horizontal	Pass
4986.500	-42.45	13.25	-13.0	29.45	159.00	Vertical	Horizontal	Pass
7582.250	-37.43	16.80	-13.0	24.43	358.00	Vertical	Horizontal	Pass

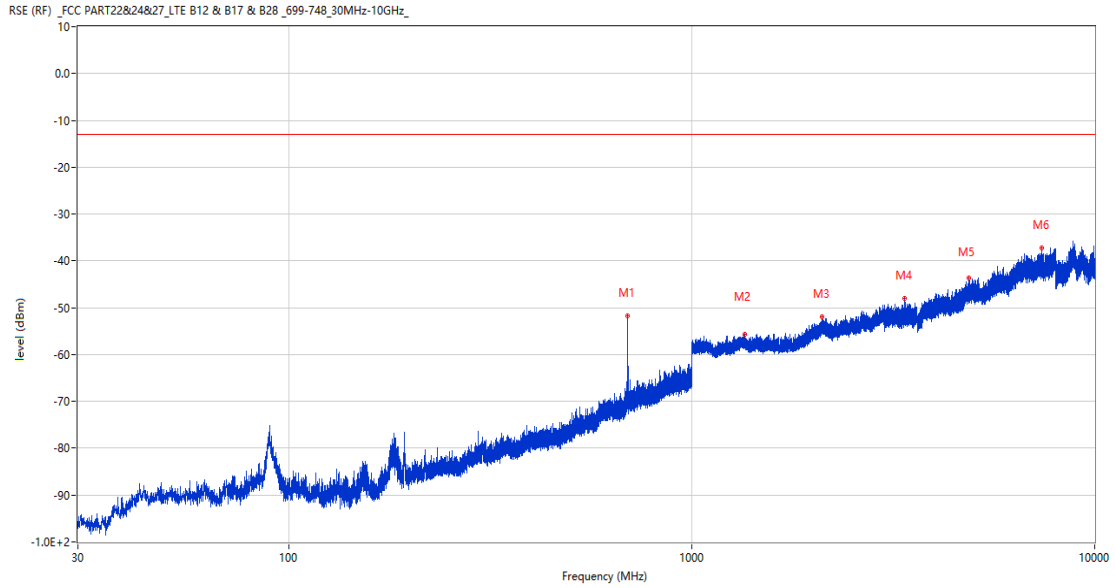
12.4 LTE Band 12 BW10, Middle Channel

RSE-H&H LTE Band 12 BW10 CH23095



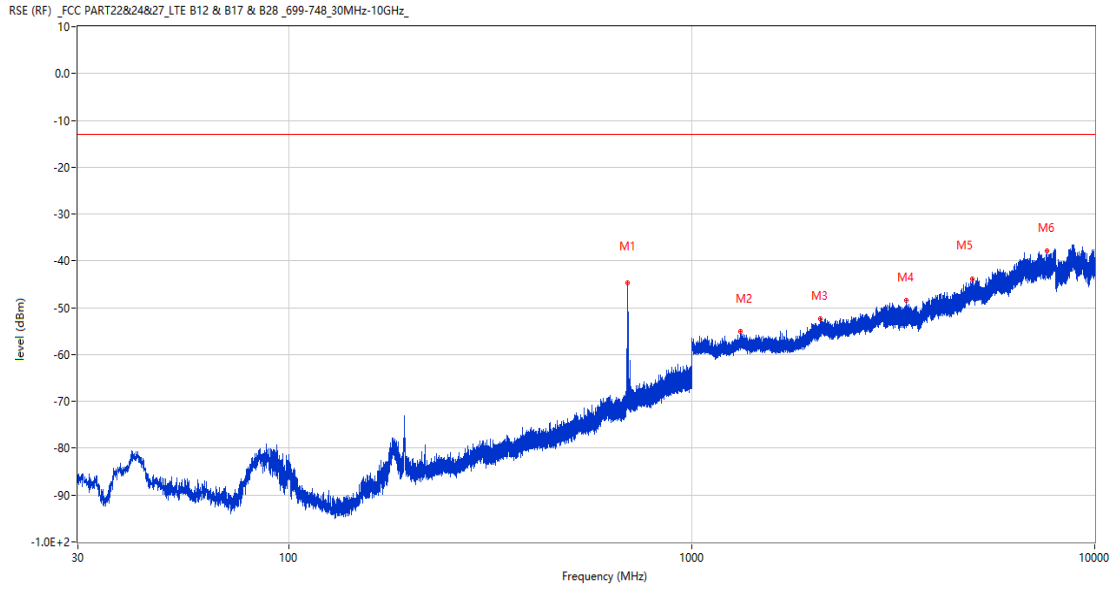
Frequency (MHz)	Result (dBm)	Factor (dB)	PK Limit (dBm)	Margin (dB)	Table (o)	ANT	EUT	Verdict
692.995	-49.69	2.98	-13.0	36.69	138.00	Horizontal	Horizontal	N/A
1483.500	-54.82	-3.39	-13.0	41.82	345.00	Horizontal	Horizontal	Pass
2116.400	-52.44	0.07	-13.0	39.44	78.00	Horizontal	Horizontal	Pass
3015.500	-49.29	5.70	-13.0	36.29	343.00	Horizontal	Horizontal	Pass
5125.000	-43.65	12.25	-13.0	30.65	92.00	Horizontal	Horizontal	Pass
7321.500	-37.59	17.22	-13.0	24.59	143.00	Horizontal	Horizontal	Pass

RSE-H&V LTE Band 12 BW10 CH23095



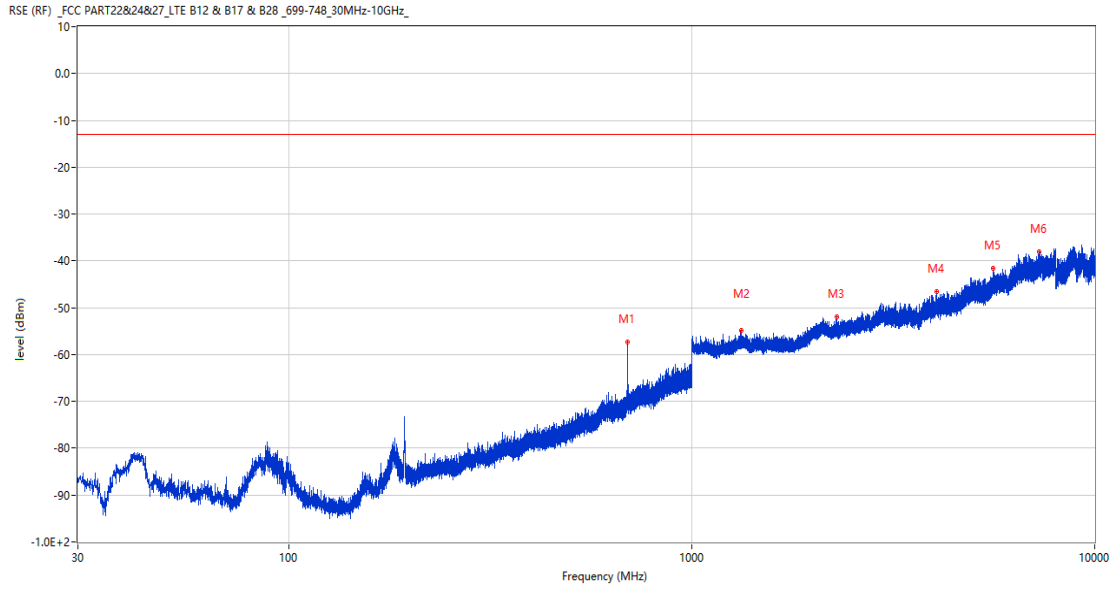
Frequency (MHz)	Result (dBm)	Factor (dB)	PK Limit (dBm)	Margin (dB)	Table (o)	ANT	EUT	Verdict
693.625	-51.66	3.00	-13.0	38.66	280.00	Horizontal	Vertical	N/A
1356.800	-55.61	-3.05	-13.0	42.61	216.00	Horizontal	Vertical	Pass
2101.400	-51.99	0.08	-13.0	38.99	197.00	Horizontal	Vertical	Pass
3380.500	-48.01	6.70	-13.0	35.01	93.00	Horizontal	Vertical	Pass
4860.250	-43.75	12.35	-13.0	30.75	10.00	Horizontal	Vertical	Pass
7404.000	-37.20	17.88	-13.0	24.20	242.00	Horizontal	Vertical	Pass

RSE-V&V LTE Band 12 BW10 CH23095



Frequency (MHz)	Result (dBm)	Factor (dB)	PK Limit (dBm)	Margin (dB)	Table (o)	ANT	EUT	Verdict
693.868	-44.76	3.01	-13.0	31.76	360.00	Vertical	Vertical	N/A
1320.400	-54.94	-2.76	-13.0	41.94	159.00	Vertical	Vertical	Pass
2084.200	-52.35	0.02	-13.0	39.35	277.00	Vertical	Vertical	Pass
3405.750	-48.38	6.84	-13.0	35.38	363.00	Vertical	Vertical	Pass
4973.250	-43.77	13.49	-13.0	30.77	60.00	Vertical	Vertical	Pass
7623.750	-37.88	17.27	-13.0	24.88	210.00	Vertical	Vertical	Pass

RSE-V&H LTE Band 12 BW10 CH23095

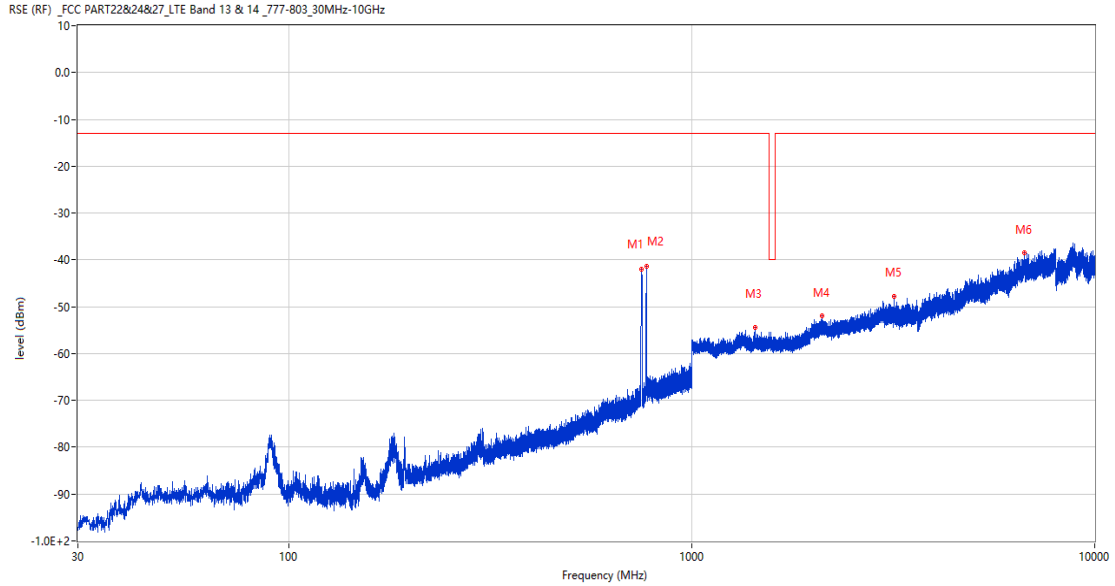


Frequency (MHz)	Result (dBm)	Factor (dB)	PK Limit (dBm)	Margin (dB)	Table (o)	ANT	EUT	Verdict
692.849	-57.38	2.97	-13.0	44.38	54.00	Vertical	Horizontal	N/A
1328.800	-54.85	-2.38	-13.0	41.85	351.00	Vertical	Horizontal	Pass
2292.800	-52.03	0.71	-13.0	39.03	185.00	Vertical	Horizontal	Pass
4061.750	-46.62	10.65	-13.0	33.62	344.00	Vertical	Horizontal	Pass
5607.750	-41.51	13.79	-13.0	28.51	77.00	Vertical	Horizontal	Pass
7267.000	-38.06	17.37	-13.0	25.06	360.00	Vertical	Horizontal	Pass

13 LTE Band 13

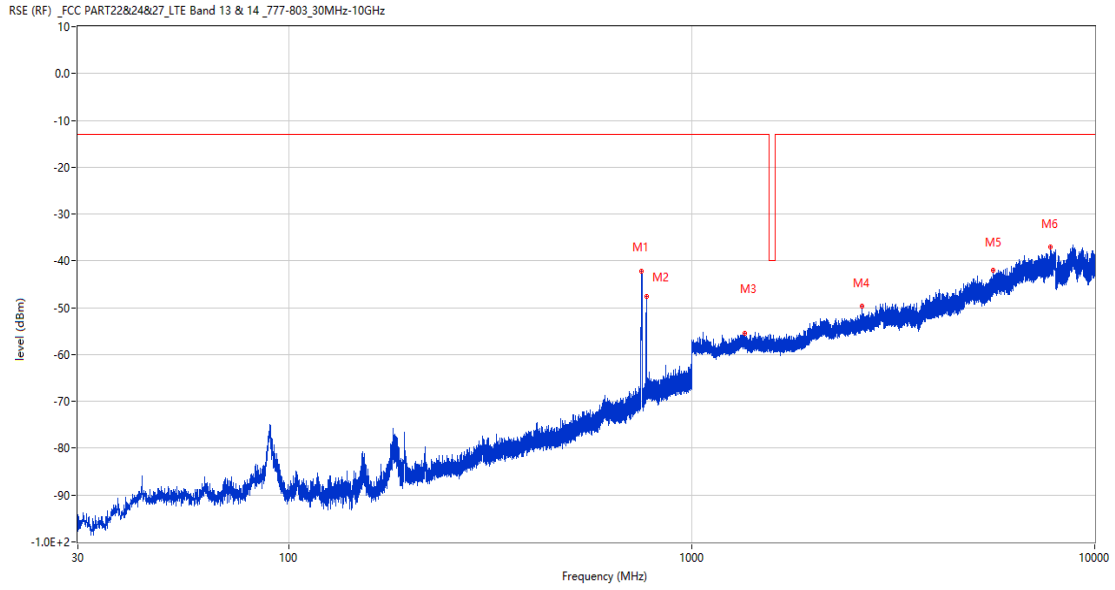
13.1 LTE Band 13 BW5, Middle Channel

RSE-H&H LTE Band 13 BW5 CH23230



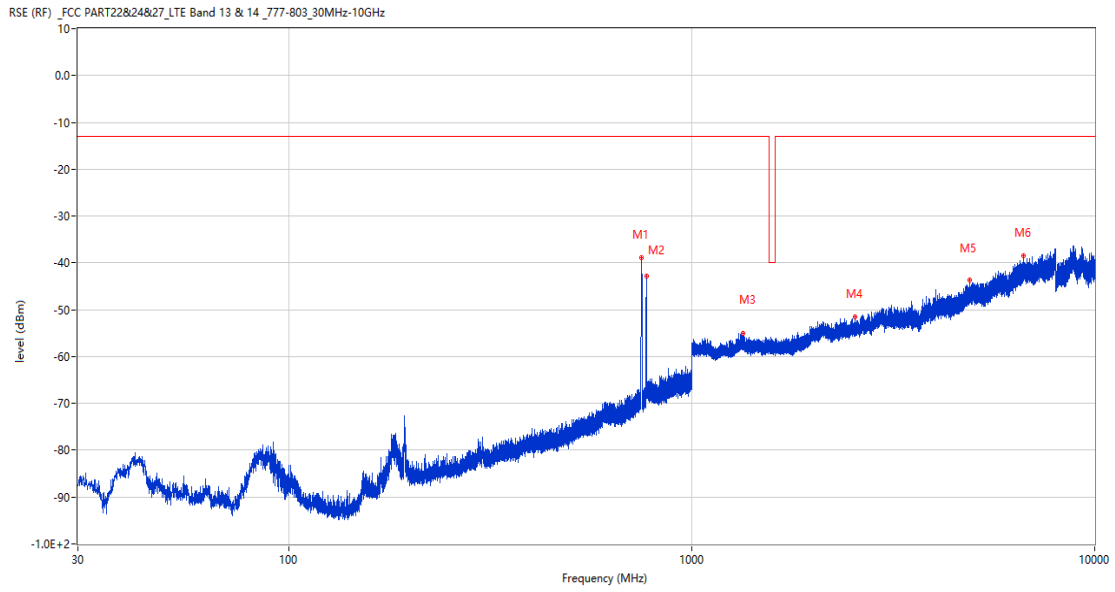
Frequency (MHz)	Result (dBm)	Factor (dB)	PK Limit (dBm)	Margin (dB)	Table (o)	ANT	EUT	Verdict
751.874	-42.09	3.33	-13.0	29.09	226.00	Horizontal	Horizontal	N/A
772.583	-41.34	5.78	-13.0	28.34	226.00	Horizontal	Horizontal	N/A
1434.200	-54.46	-3.00	-13.0	41.46	60.00	Horizontal	Horizontal	Pass
2106.800	-51.93	0.24	-13.0	38.93	0.00	Horizontal	Horizontal	Pass
3174.250	-47.71	7.06	-13.0	34.71	360.00	Horizontal	Horizontal	Pass
6707.500	-38.50	16.70	-13.0	25.50	0.00	Horizontal	Horizontal	Pass

RSE-H&V LTE Band 13 BW5 CH23230



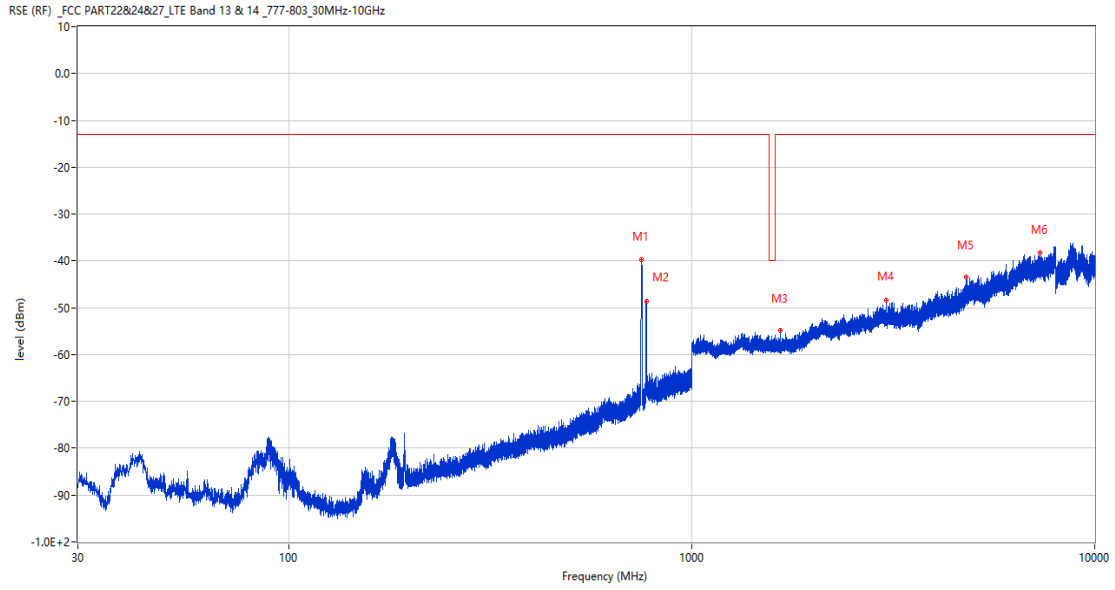
Frequency (MHz)	Result (dBm)	Factor (dB)	PK Limit (dBm)	Margin (dB)	Table (o)	ANT	EUT	Verdict
749.886	-42.24	3.24	-13.0	29.24	235.00	Horizontal	Vertical	N/A
772.244	-47.58	5.64	-13.0	34.58	260.00	Horizontal	Vertical	N/A
1356.700	-55.48	-3.06	-13.0	42.48	289.00	Horizontal	Vertical	Pass
2646.500	-49.64	2.11	-13.0	36.64	208.00	Horizontal	Vertical	Pass
5592.500	-42.07	13.55	-13.0	29.07	240.00	Horizontal	Vertical	Pass
7775.250	-36.97	18.10	-13.0	23.97	291.00	Horizontal	Vertical	Pass

RSE-V&V LTE Band 13 BW5 CH23230



Frequency (MHz)	Result (dBm)	Factor (dB)	PK Limit (dBm)	Margin (dB)	Table (o)	ANT	EUT	Verdict
751.438	-38.95	3.35	-13.0	25.95	354.00	Vertical	Vertical	N/A
772.147	-42.76	5.60	-13.0	29.76	206.00	Vertical	Vertical	N/A
1338.400	-55.00	-2.68	-13.0	42.00	357.00	Vertical	Vertical	Pass
2545.700	-51.61	1.48	-13.0	38.61	29.00	Vertical	Vertical	Pass
4892.500	-43.67	12.41	-13.0	30.67	0.00	Vertical	Vertical	Pass
6645.500	-38.48	16.10	-13.0	25.48	143.00	Vertical	Vertical	Pass

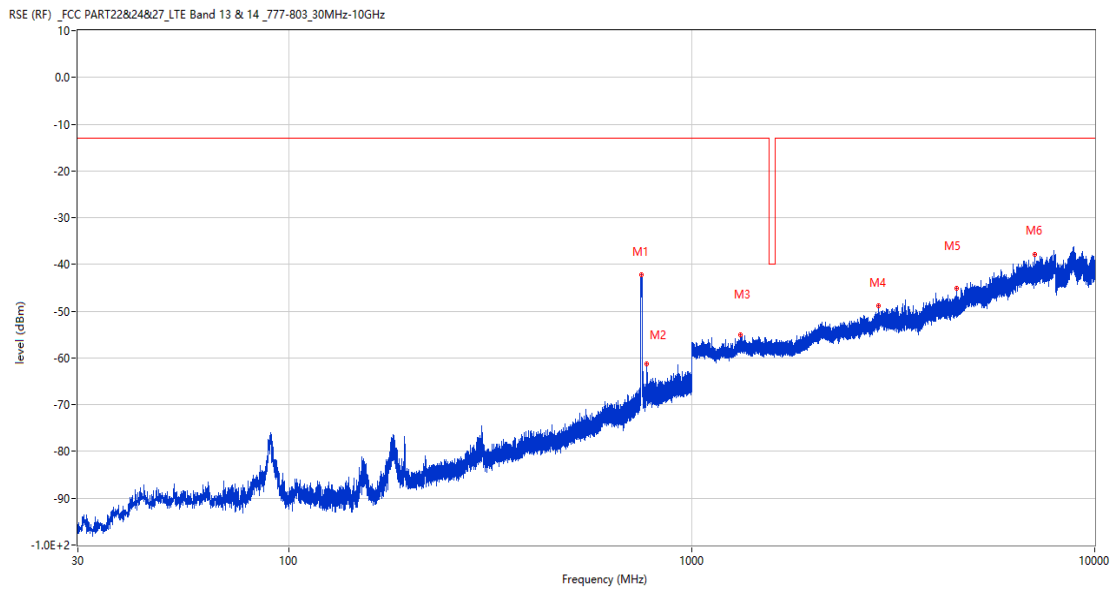
RSE-V&H LTE Band 13 BW5 CH23230



Frequency (MHz)	Result (dBm)	Factor (dB)	PK Limit (dBm)	Margin (dB)	Table (o)	ANT	EUT	Verdict
749.352	-39.77	3.27	-13.0	26.77	360.00	Vertical	Horizontal	N/A
772.390	-48.62	5.70	-13.0	35.62	172.00	Vertical	Horizontal	N/A
1663.800	-54.85	-3.77	-13.0	41.85	9.00	Vertical	Horizontal	Pass
3035.750	-48.33	6.74	-13.0	35.33	94.00	Vertical	Horizontal	Pass
4802.750	-43.38	12.62	-13.0	30.38	126.00	Vertical	Horizontal	Pass
7309.750	-38.37	16.90	-13.0	25.37	294.00	Vertical	Horizontal	Pass

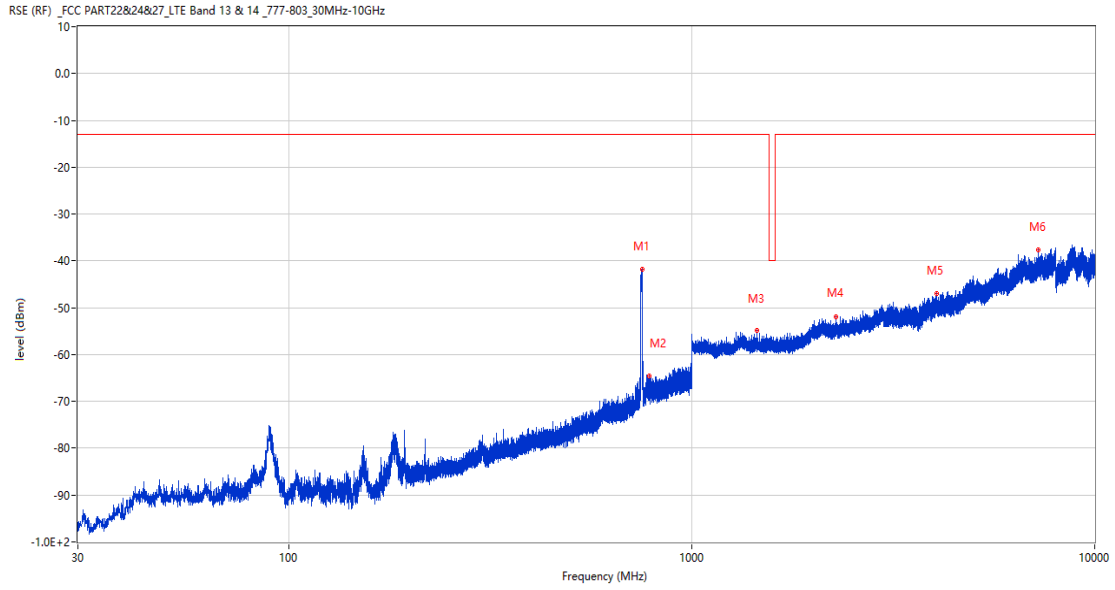
13.2 LTE Band 13 BW10, Middle Channel

RSE-H&H LTE Band 13 BW10 CH23230



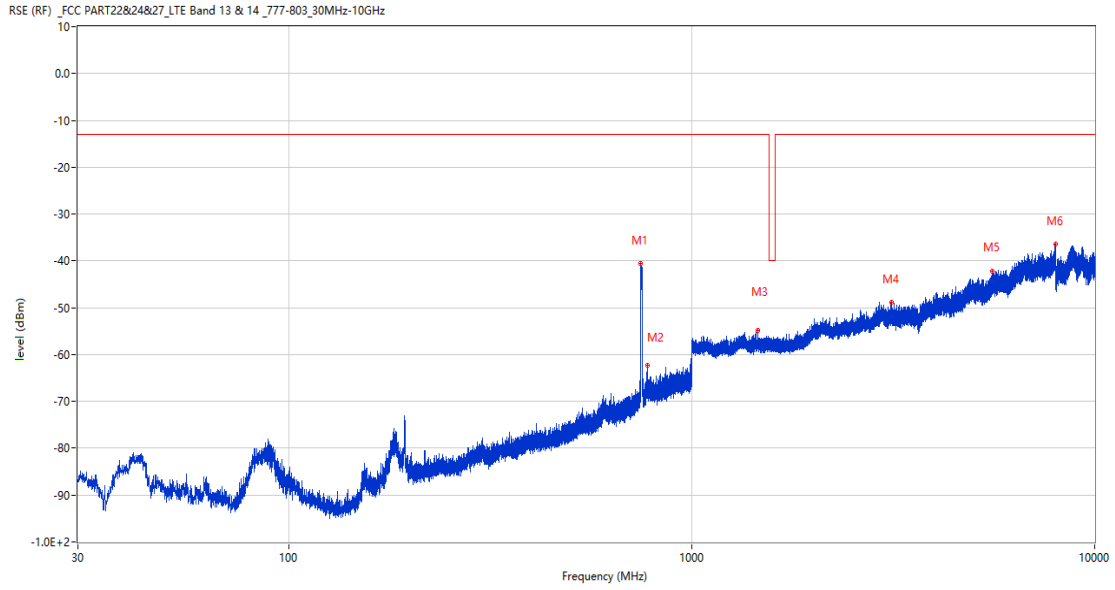
Frequency (MHz)	Result (dBm)	Factor (dB)	PK Limit (dBm)	Margin (dB)	Table (o)	ANT	EUT	Verdict
748.721	-42.14	3.30	-13.0	29.14	236.00	Horizontal	Horizontal	N/A
772.535	-61.23	5.76	-13.0	48.23	281.00	Horizontal	Horizontal	N/A
1320.700	-55.14	-2.72	-13.0	42.14	320.00	Horizontal	Horizontal	Pass
2908.200	-48.80	4.19	-13.0	35.80	332.00	Horizontal	Horizontal	Pass
4541.750	-45.15	10.29	-13.0	32.15	274.00	Horizontal	Horizontal	Pass
7101.500	-37.76	16.75	-13.0	24.76	341.00	Horizontal	Horizontal	Pass

RSE-H&V LTE Band 13 BW10 CH23230



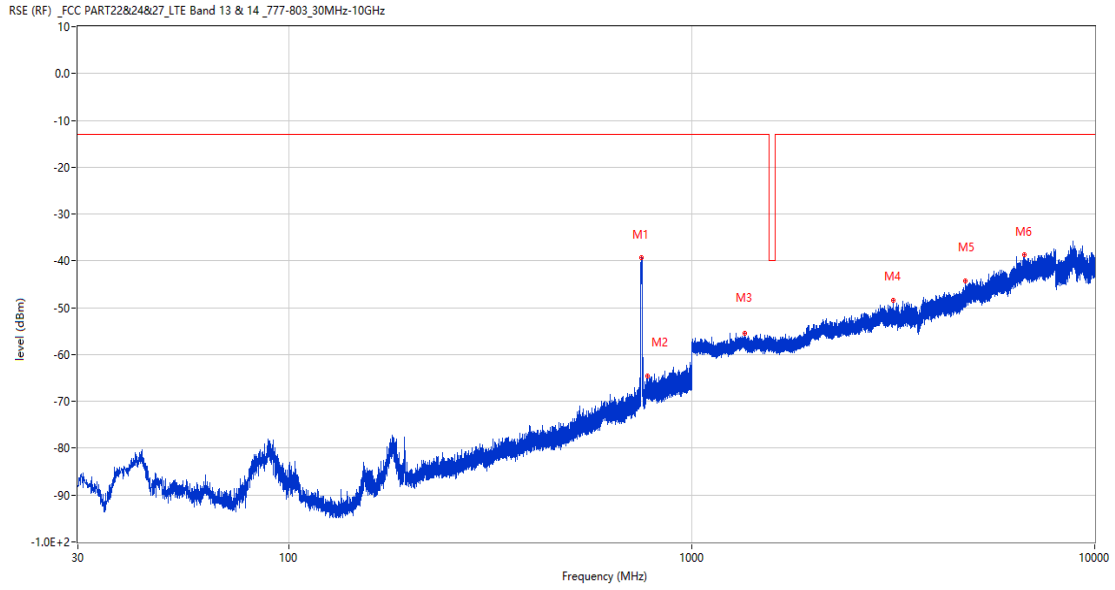
Frequency (MHz)	Result (dBm)	Factor (dB)	PK Limit (dBm)	Margin (dB)	Table (o)	ANT	EUT	Verdict
752.650	-41.86	3.30	-13.0	28.86	294.00	Horizontal	Vertical	N/A
783.399	-64.66	5.90	-13.0	51.66	148.00	Horizontal	Vertical	N/A
1452.500	-54.86	-3.17	-13.0	41.86	233.00	Horizontal	Vertical	Pass
2281.600	-51.86	-0.05	-13.0	38.86	145.00	Horizontal	Vertical	Pass
4059.500	-46.91	10.82	-13.0	33.91	308.00	Horizontal	Vertical	Pass
7253.500	-37.71	17.69	-13.0	24.71	258.00	Horizontal	Vertical	Pass

RSE-V&V LTE Band 13 BW10 CH23230



Frequency (MHz)	Result (dBm)	Factor (dB)	PK Limit (dBm)	Margin (dB)	Table (o)	ANT	EUT	Verdict
747.169	-40.60	3.35	-13.0	27.60	348.00	Vertical	Vertical	N/A
777.628	-62.38	5.90	-13.0	49.38	2.00	Vertical	Vertical	N/A
1459.100	-54.91	-3.21	-13.0	41.91	136.00	Vertical	Vertical	Pass
3134.500	-48.79	7.00	-13.0	35.79	26.00	Vertical	Vertical	Pass
5557.250	-42.13	13.07	-13.0	29.13	60.00	Vertical	Vertical	Pass
7996.750	-36.35	18.82	-13.0	23.35	10.00	Vertical	Vertical	Pass

RSE-V&H LTE Band 13 BW10 CH23230

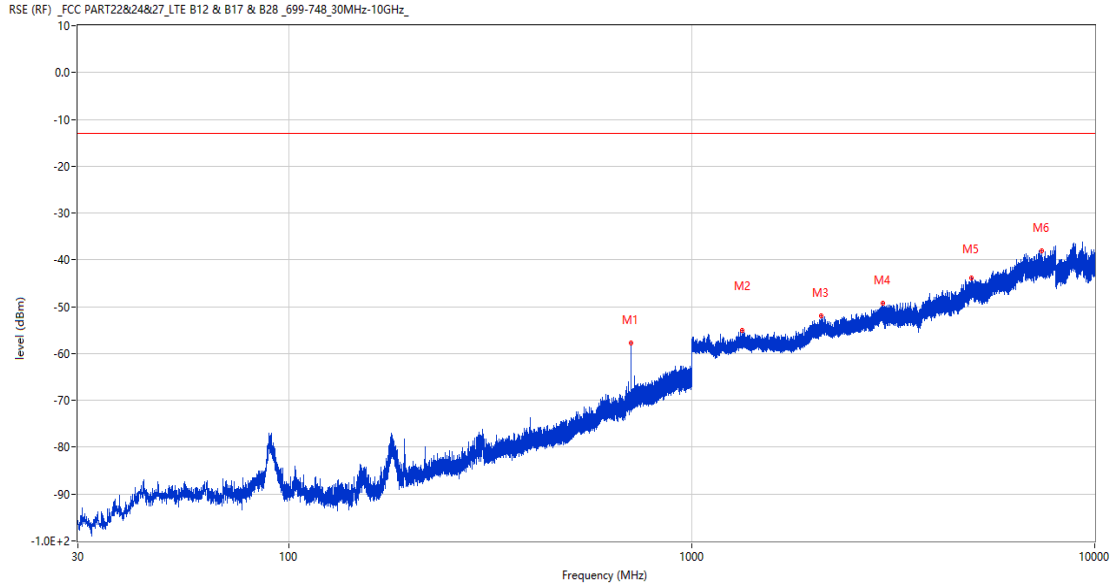


Frequency (MHz)	Result (dBm)	Factor (dB)	PK Limit (dBm)	Margin (dB)	Table (o)	ANT	EUT	Verdict
751.729	-39.34	3.34	-13.0	26.34	354.00	Vertical	Horizontal	N/A
777.628	-64.53	5.90	-13.0	51.53	212.00	Vertical	Horizontal	N/A
1353.100	-55.36	-2.87	-13.0	42.36	188.00	Vertical	Horizontal	Pass
3169.500	-48.34	6.52	-13.0	35.34	194.00	Vertical	Horizontal	Pass
4781.750	-44.22	12.86	-13.0	31.22	78.00	Vertical	Horizontal	Pass
6683.250	-38.66	16.97	-13.0	25.66	144.00	Vertical	Horizontal	Pass

14 LTE Band 17

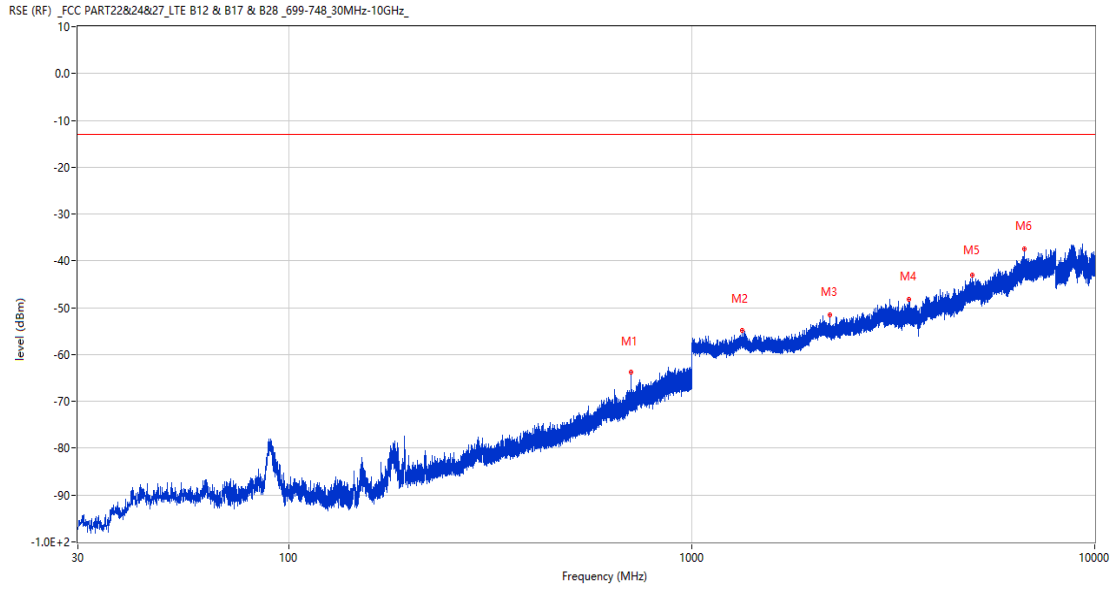
14.1 LTE Band 17 BW5, Middle Channel

RSE-H&H LTE Band 17 BW5 CH23790



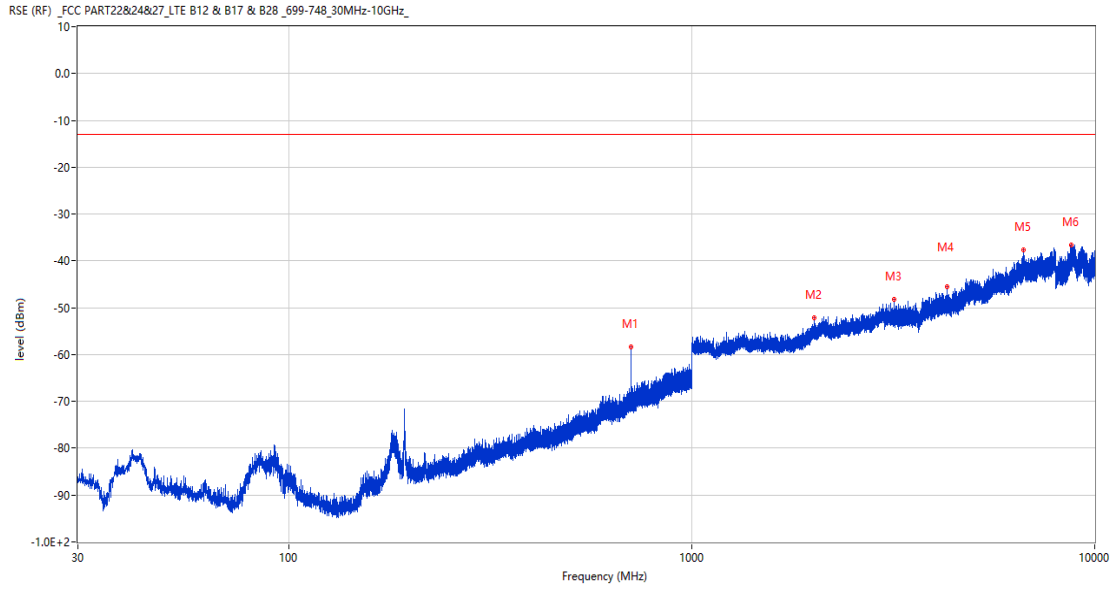
Frequency (MHz)	Result (dBm)	Factor (dB)	PK Limit (dBm)	Margin (dB)	Table (o)	ANT	EUT	Verdict
707.933	-57.69	3.38	-13.0	44.69	265.00	Horizontal	Horizontal	N/A
1337.400	-55.06	-2.60	-13.0	42.06	202.00	Horizontal	Horizontal	Pass
2097.000	-52.00	-0.13	-13.0	39.00	244.00	Horizontal	Horizontal	Pass
2985.800	-49.27	4.90	-13.0	36.27	9.00	Horizontal	Horizontal	Pass
4954.500	-43.88	12.84	-13.0	30.88	144.00	Horizontal	Horizontal	Pass
7376.750	-38.06	17.41	-13.0	25.06	94.00	Horizontal	Horizontal	Pass

RSE-H&V LTE Band 17 BW5 CH23790



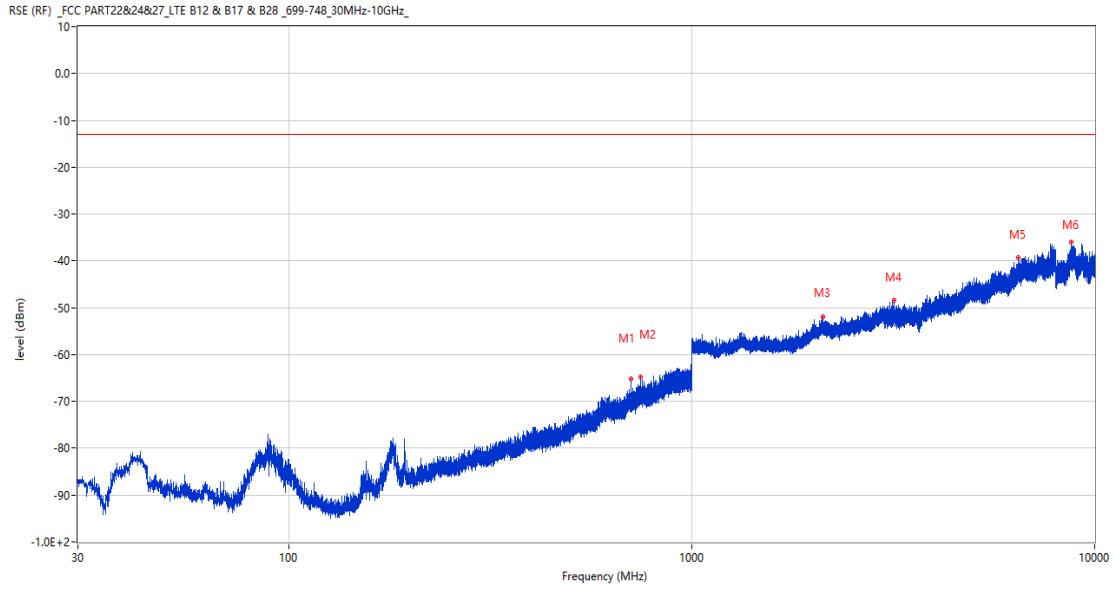
Frequency (MHz)	Result (dBm)	Factor (dB)	PK Limit (dBm)	Margin (dB)	Table (o)	ANT	EUT	Verdict
707.787	-63.80	3.38	-13.0	50.80	322.00	Horizontal	Vertical	N/A
1336.600	-54.84	-2.57	-13.0	41.84	302.00	Horizontal	Vertical	Pass
2197.700	-51.46	-0.22	-13.0	38.46	0.00	Horizontal	Vertical	Pass
3465.500	-48.26	7.10	-13.0	35.26	192.00	Horizontal	Vertical	Pass
4962.750	-43.04	13.18	-13.0	30.04	308.00	Horizontal	Vertical	Pass
6686.250	-37.41	17.03	-13.0	24.41	275.00	Horizontal	Vertical	Pass

RSE-V&V LTE Band 17 BW5 CH23790



Frequency (MHz)	Result (dBm)	Factor (dB)	PK Limit (dBm)	Margin (dB)	Table (o)	ANT	EUT	Verdict
707.836	-58.41	3.38	-13.0	45.41	115.00	Vertical	Vertical	N/A
2011.500	-52.21	-0.95	-13.0	39.21	121.00	Vertical	Vertical	Pass
3176.750	-48.17	7.33	-13.0	35.17	361.00	Vertical	Vertical	Pass
4303.250	-45.55	10.79	-13.0	32.55	291.00	Vertical	Vertical	Pass
6672.250	-37.63	16.61	-13.0	24.63	193.00	Vertical	Vertical	Pass
8732.701	-36.62	19.04	-13.0	23.62	320.00	Vertical	Vertical	Pass

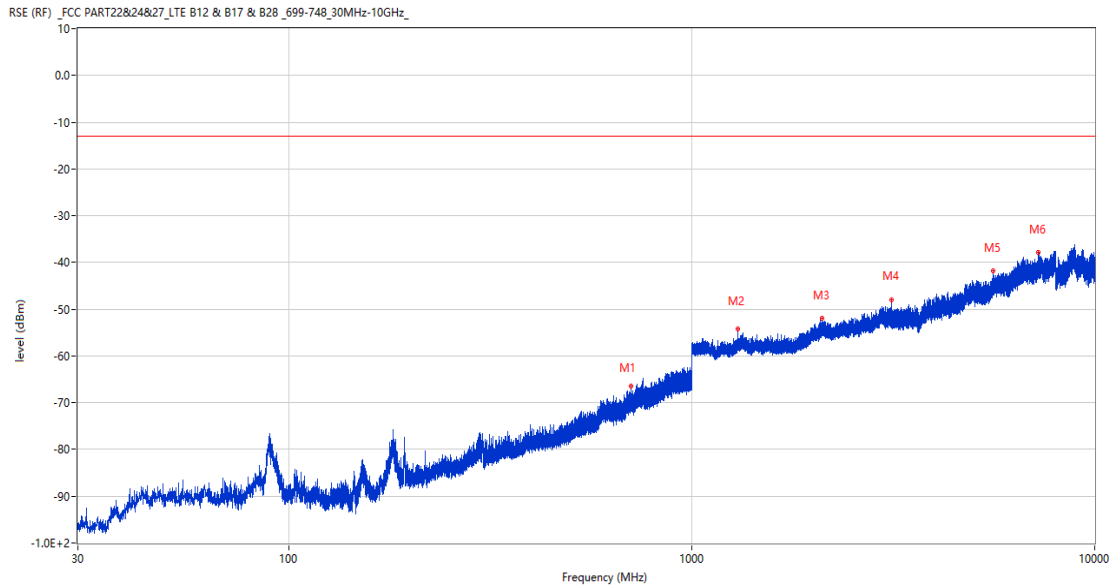
RSE-V&H LTE Band 17 BW5 CH23790



Frequency (MHz)	Result (dBm)	Factor (dB)	PK Limit (dBm)	Margin (dB)	Table (o)	ANT	EUT	Verdict
707.885	-65.28	3.38	-13.0	52.28	222.00	Vertical	Horizontal	N/A
745.666	-64.75	4.39	-13.0	51.75	314.00	Vertical	Horizontal	N/A
2119.300	-51.84	-0.08	-13.0	38.84	82.00	Vertical	Horizontal	Pass
3181.750	-48.50	7.42	-13.0	35.50	360.00	Vertical	Horizontal	Pass
6457.500	-39.29	16.74	-13.0	26.29	326.00	Vertical	Horizontal	Pass
8728.100	-35.98	19.09	-13.0	22.98	26.00	Vertical	Horizontal	Pass

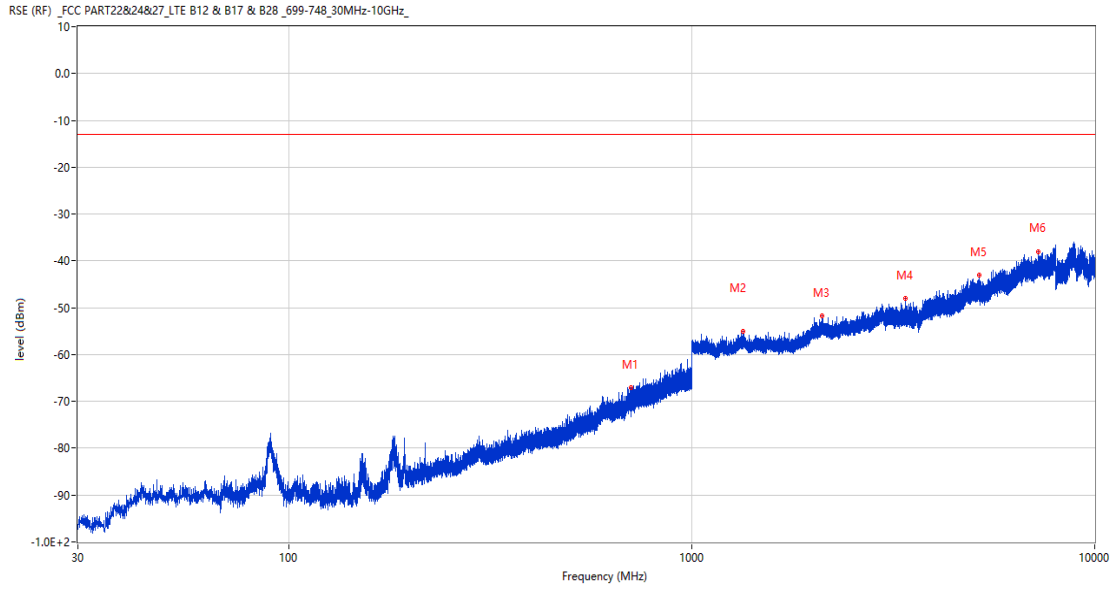
14.2 LTE Band 17 BW10, Middle Channel

RSE-H&H LTE Band 17 BW10 CH23790



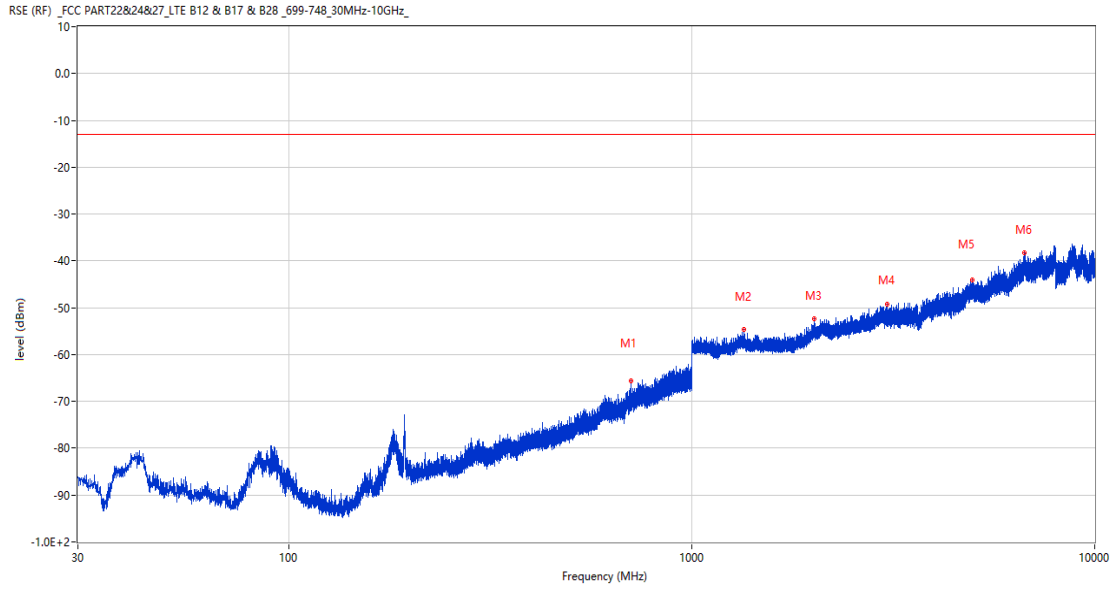
Frequency (MHz)	Result (dBm)	Factor (dB)	PK Limit (dBm)	Margin (dB)	Table (o)	ANT	EUT	Verdict
705.654	-66.46	3.33	-13.0	53.46	284.00	Horizontal	Horizontal	N/A
1303.000	-54.32	-2.77	-13.0	41.32	345.00	Horizontal	Horizontal	Pass
2103.700	-51.88	0.14	-13.0	38.88	283.00	Horizontal	Horizontal	Pass
3126.500	-47.91	6.88	-13.0	34.91	159.00	Horizontal	Horizontal	Pass
5601.750	-41.73	13.76	-13.0	28.73	314.00	Horizontal	Horizontal	Pass
7240.000	-37.82	17.48	-13.0	24.82	209.00	Horizontal	Horizontal	Pass

RSE-H&V LTE Band 17 BW10 CH23790



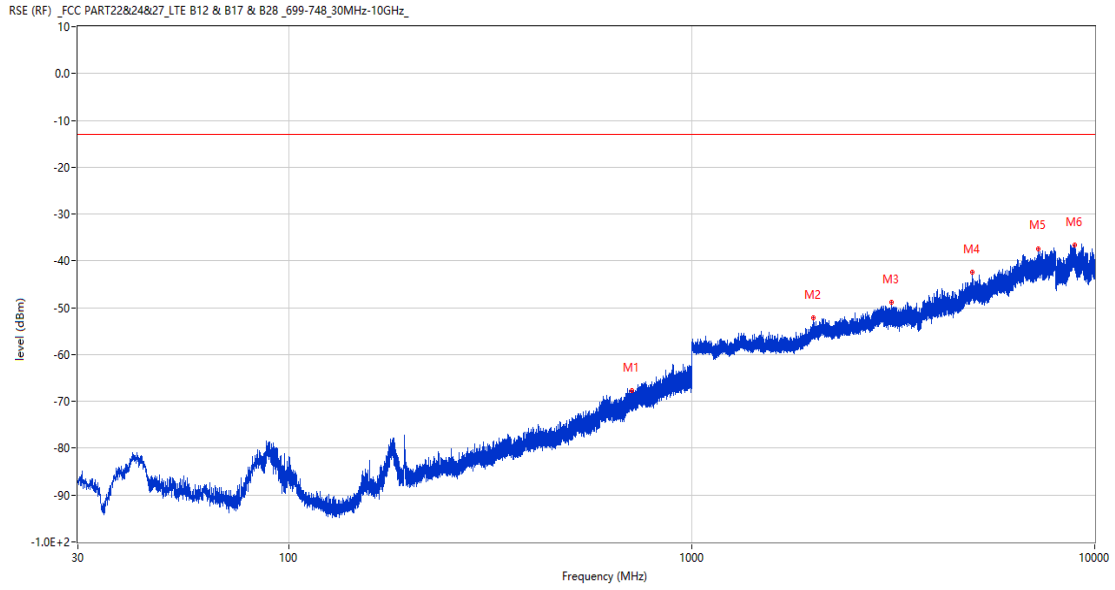
Frequency (MHz)	Result (dBm)	Factor (dB)	PK Limit (dBm)	Margin (dB)	Table (o)	ANT	EUT	Verdict
706.818	-66.99	3.36	-13.0	53.99	279.00	Horizontal	Vertical	N/A
1339.500	-55.11	-2.71	-13.0	42.11	190.00	Horizontal	Vertical	Pass
2104.100	-51.79	0.14	-13.0	38.79	64.00	Horizontal	Vertical	Pass
3395.250	-48.08	7.37	-13.0	35.08	94.00	Horizontal	Vertical	Pass
5165.000	-43.09	12.04	-13.0	30.09	128.00	Horizontal	Vertical	Pass
7256.750	-37.98	17.72	-13.0	24.98	296.00	Horizontal	Vertical	Pass

RSE-V&V LTE Band 17 BW10 CH23790



Frequency (MHz)	Result (dBm)	Factor (dB)	PK Limit (dBm)	Margin (dB)	Table (o)	ANT	EUT	Verdict
705.605	-65.53	3.33	-13.0	52.53	2.00	Vertical	Vertical	N/A
1350.900	-54.70	-2.75	-13.0	41.70	289.00	Vertical	Vertical	Pass
2018.100	-52.43	-0.92	-13.0	39.43	202.00	Vertical	Vertical	Pass
3051.750	-49.31	6.74	-13.0	36.31	26.00	Vertical	Vertical	Pass
4965.500	-43.98	13.36	-13.0	30.98	144.00	Vertical	Vertical	Pass
6689.500	-38.29	17.07	-13.0	25.29	110.00	Vertical	Vertical	Pass

RSE-V&H LTE Band 17 BW10 CH23790

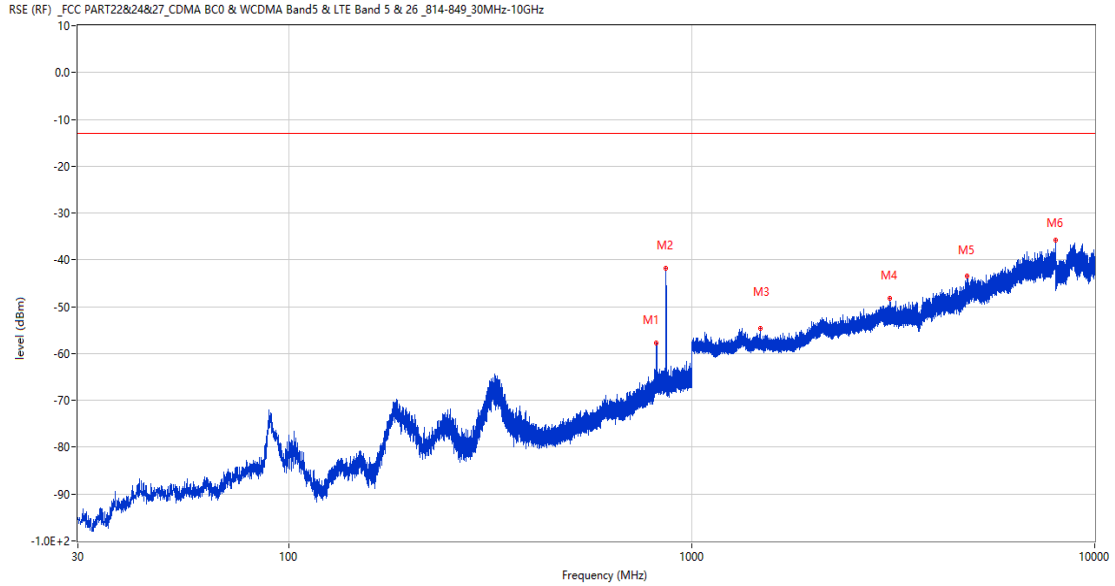


Frequency (MHz)	Result (dBm)	Factor (dB)	PK Limit (dBm)	Margin (dB)	Table (o)	ANT	EUT	Verdict
710.552	-67.75	3.44	-13.0	54.75	298.00	Vertical	Horizontal	N/A
1999.900	-52.18	-1.11	-13.0	39.18	222.00	Vertical	Horizontal	Pass
3137.500	-48.83	6.77	-13.0	35.83	183.00	Vertical	Horizontal	Pass
4960.000	-42.48	13.01	-13.0	29.48	183.00	Vertical	Horizontal	Pass
7259.000	-37.50	17.69	-13.0	24.50	360.00	Vertical	Horizontal	Pass
8933.599	-36.61	19.53	-13.0	23.61	3.00	Vertical	Horizontal	Pass

15 LTE Band 26 (Part90)

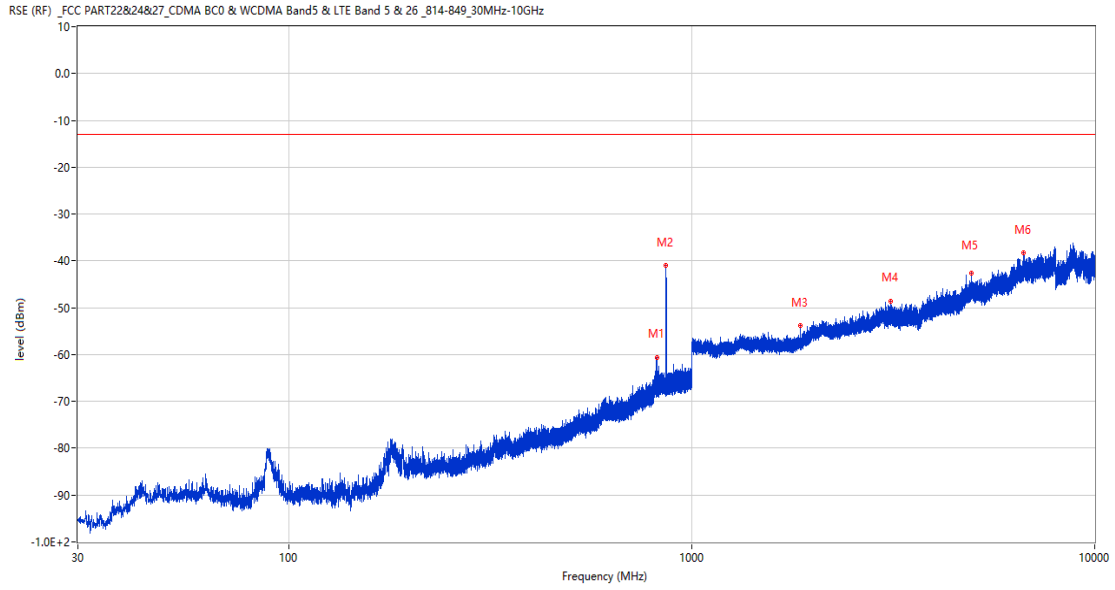
15.1 LTE Band 26 (Part90) BW1.4, Middle Channel

RSE-H&H LTE Band 26 (Part90) BW1.4 CH26740



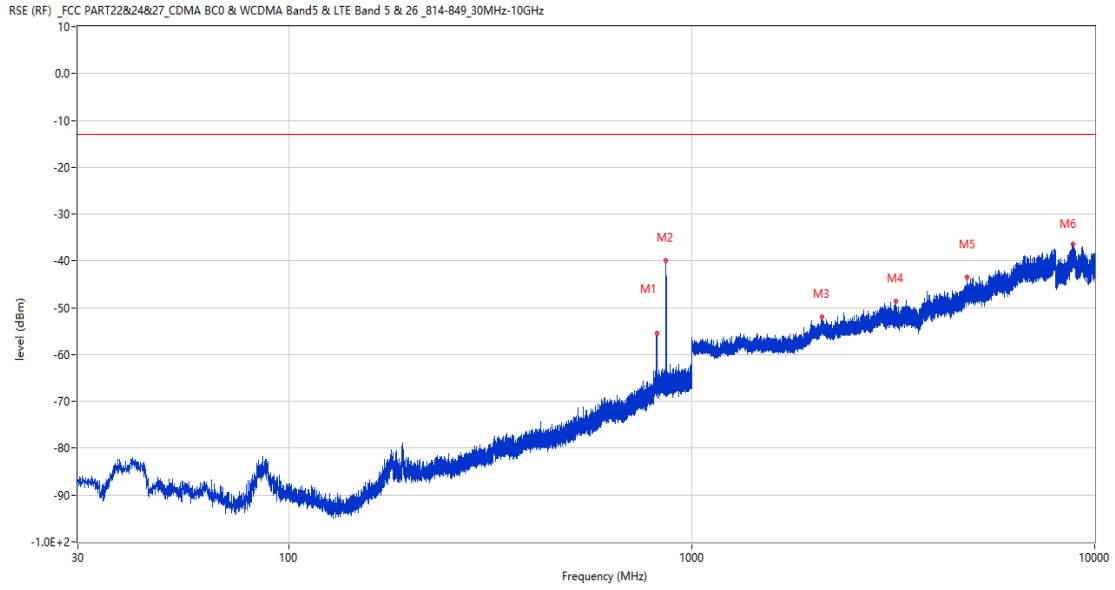
Frequency (MHz)	Result (dBm)	Factor (dB)	PK Limit (dBm)	Margin (dB)	Table (o)	ANT	EUT	Verdict
818.464	-57.66	6.82	-13.0	44.66	322.00	Horizontal	Horizontal	N/A
864.200	-41.87	6.26	-13.0	28.87	218.00	Horizontal	Horizontal	N/A
1482.000	-54.68	-3.29	-13.0	41.68	247.00	Horizontal	Horizontal	Pass
3098.750	-48.20	6.38	-13.0	35.20	128.00	Horizontal	Horizontal	Pass
4813.500	-43.52	12.90	-13.0	30.52	360.00	Horizontal	Horizontal	Pass
7996.750	-35.82	18.82	-13.0	22.82	144.00	Horizontal	Horizontal	Pass

RSE-H&V LTE Band 26 (Part90) BW1.4 CH26740



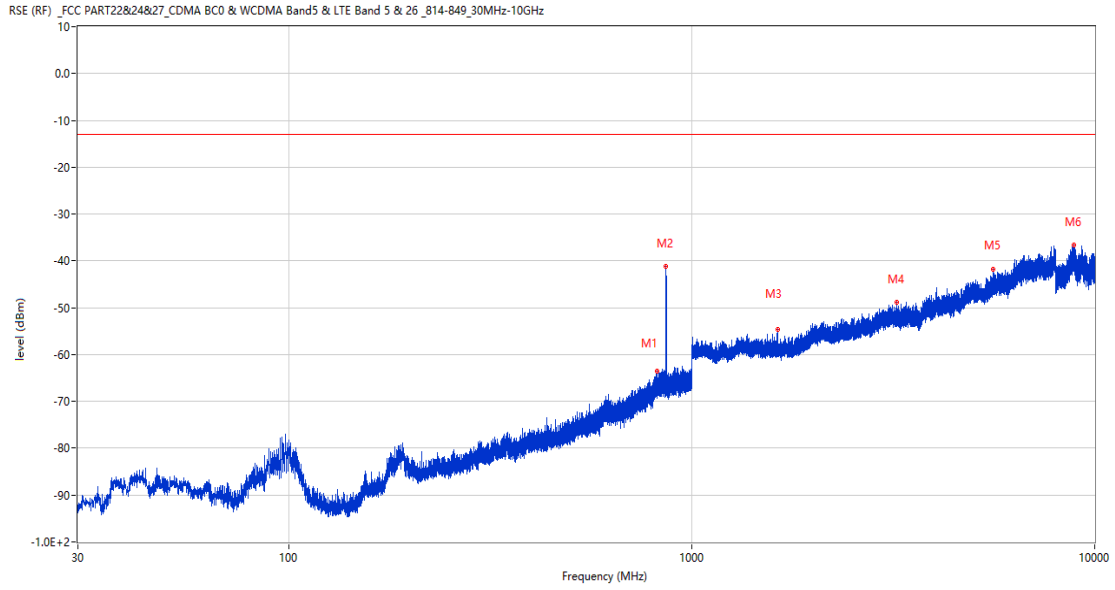
Frequency (MHz)	Result (dBm)	Factor (dB)	PK Limit (dBm)	Margin (dB)	Table (o)	ANT	EUT	Verdict
818.610	-60.54	6.82	-13.0	47.54	171.00	Horizontal	Vertical	N/A
864.346	-41.06	6.27	-13.0	28.06	217.00	Horizontal	Vertical	N/A
1863.300	-53.88	-2.94	-13.0	40.88	40.00	Horizontal	Vertical	Pass
3115.000	-48.62	6.38	-13.0	35.62	60.00	Horizontal	Vertical	Pass
4946.500	-42.59	12.83	-13.0	29.59	360.00	Horizontal	Vertical	Pass
6666.500	-38.32	16.50	-13.0	25.32	26.00	Horizontal	Vertical	Pass

RSE-V&V LTE Band 26 (Part90) BW1.4 CH26740



Frequency (MHz)	Result (dBm)	Factor (dB)	PK Limit (dBm)	Margin (dB)	Table (o)	ANT	EUT	Verdict
818.610	-55.54	6.82	-13.0	42.54	360.00	Vertical	Vertical	N/A
863.715	-39.87	6.20	-13.0	26.87	353.00	Vertical	Vertical	N/A
2103.900	-51.88	0.15	-13.0	38.88	302.00	Vertical	Vertical	Pass
3218.250	-48.71	6.09	-13.0	35.71	261.00	Vertical	Vertical	Pass
4811.250	-43.49	12.93	-13.0	30.49	110.00	Vertical	Vertical	Pass
8847.500	-36.45	20.32	-13.0	23.45	71.00	Vertical	Vertical	Pass

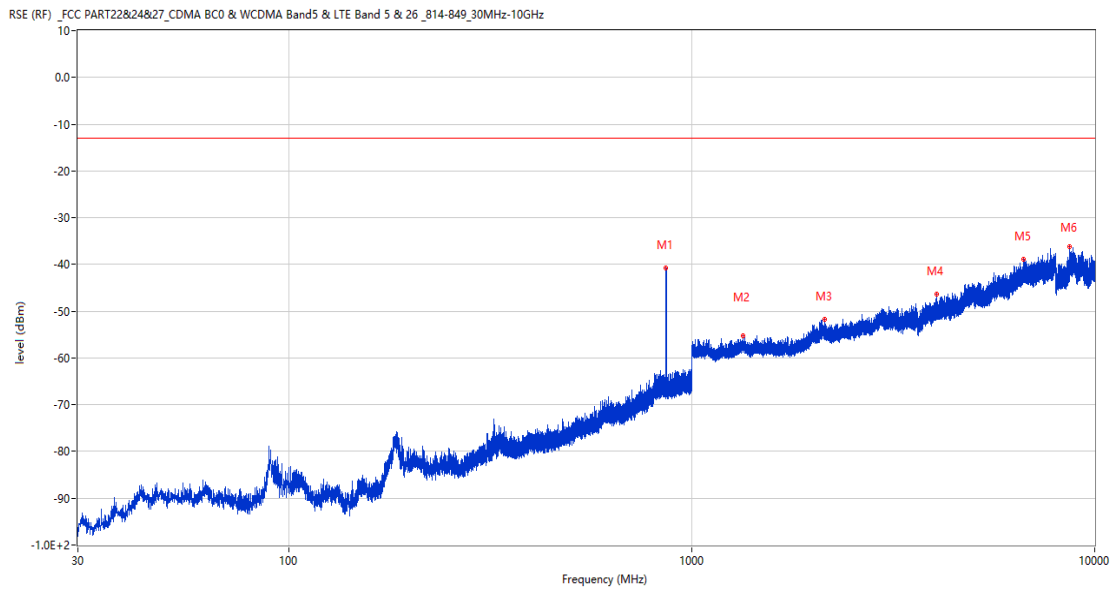
RSE-V&H LTE Band 26 (Part90) BW1.4 CH26740



Frequency (MHz)	Result (dBm)	Factor (dB)	PK Limit (dBm)	Margin (dB)	Table (o)	ANT	EUT	Verdict
818.610	-63.46	6.82	-13.0	50.46	42.00	Vertical	Horizontal	N/A
864.248	-41.18	6.26	-13.0	28.18	150.00	Vertical	Horizontal	N/A
1638.200	-54.58	-3.74	-13.0	41.58	36.00	Vertical	Horizontal	Pass
3226.250	-48.83	6.37	-13.0	35.83	360.00	Vertical	Horizontal	Pass
5598.500	-41.84	13.75	-13.0	28.84	343.00	Vertical	Horizontal	Pass
8861.600	-36.70	20.22	-13.0	23.70	230.00	Vertical	Horizontal	Pass

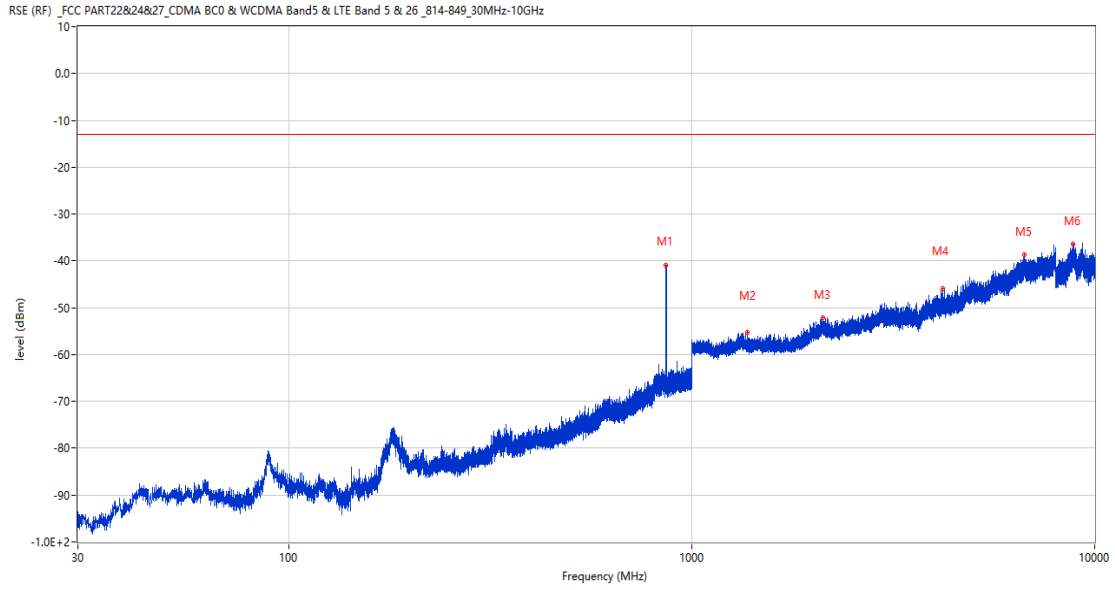
15.2 LTE Band 26 (Part90) BW3, Middle Channel

RSE-H&H LTE Band 26 (Part90) BW3 CH26740



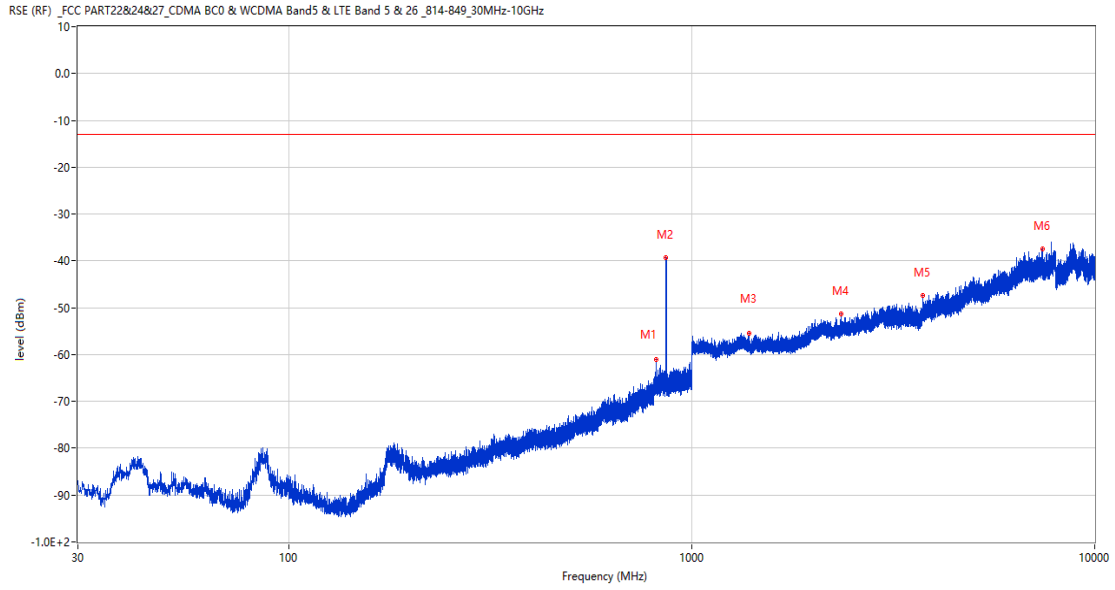
Frequency (MHz)	Result (dBm)	Factor (dB)	PK Limit (dBm)	Margin (dB)	Table (o)	ANT	EUT	Verdict
864.200	-40.79	6.26	-13.0	27.79	211.00	Horizontal	Horizontal	N/A
1338.500	-55.18	-2.69	-13.0	42.18	358.00	Horizontal	Horizontal	Pass
2139.800	-51.81	-0.12	-13.0	38.81	29.00	Horizontal	Horizontal	Pass
4045.750	-46.41	10.53	-13.0	33.41	175.00	Horizontal	Horizontal	Pass
6666.000	-38.93	16.48	-13.0	25.93	0.00	Horizontal	Horizontal	Pass
8671.600	-36.28	18.56	-13.0	23.28	-1.00	Horizontal	Horizontal	Pass

RSE-H&V LTE Band 26 (Part90) BW3 CH26740



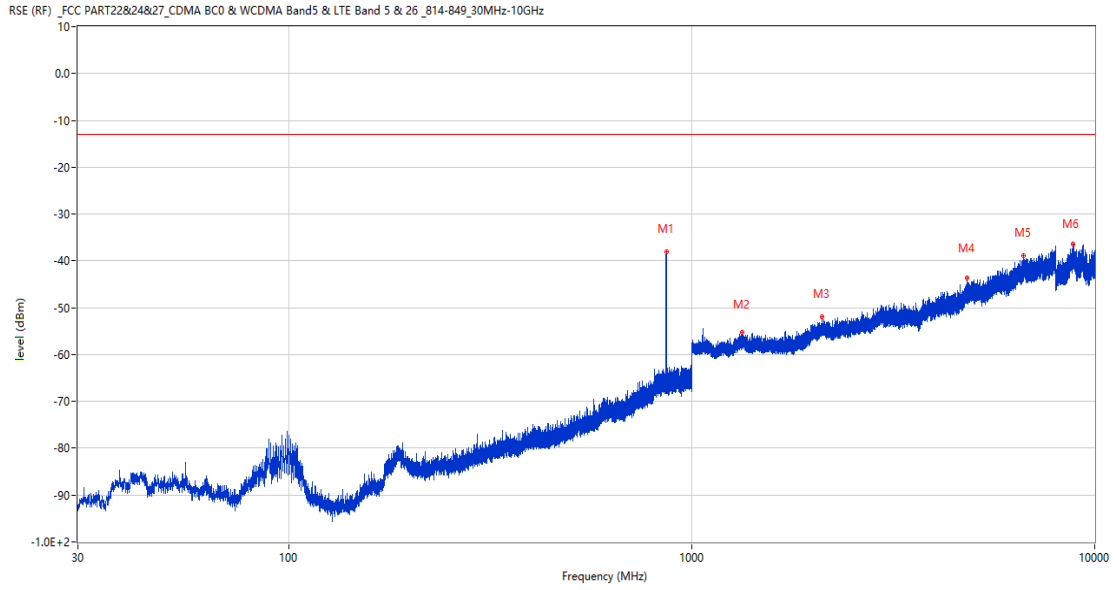
Frequency (MHz)	Result (dBm)	Factor (dB)	PK Limit (dBm)	Margin (dB)	Table (o)	ANT	EUT	Verdict
863.375	-40.86	6.22	-13.0	27.86	209.00	Horizontal	Vertical	N/A
1374.300	-55.17	-3.30	-13.0	42.17	252.00	Horizontal	Vertical	Pass
2115.100	-52.22	0.05	-13.0	39.22	128.00	Horizontal	Vertical	Pass
4189.750	-45.85	10.37	-13.0	32.85	310.00	Horizontal	Vertical	Pass
6689.750	-38.72	17.05	-13.0	25.72	144.00	Horizontal	Vertical	Pass
8824.901	-36.40	19.95	-13.0	23.40	3.00	Horizontal	Vertical	Pass

RSE-V&V LTE Band 26 (Part90) BW3 CH26740



Frequency (MHz)	Result (dBm)	Factor (dB)	PK Limit (dBm)	Margin (dB)	Table (o)	ANT	EUT	Verdict
817.688	-61.06	6.82	-13.0	48.06	34.00	Vertical	Vertical	N/A
863.279	-39.41	6.23	-13.0	26.41	351.00	Vertical	Vertical	N/A
1389.500	-55.45	-3.23	-13.0	42.45	283.00	Vertical	Vertical	Pass
2349.700	-51.33	1.08	-13.0	38.33	78.00	Vertical	Vertical	Pass
3743.000	-47.48	9.04	-13.0	34.48	160.00	Vertical	Vertical	Pass
7417.750	-37.54	18.16	-13.0	24.54	360.00	Vertical	Vertical	Pass

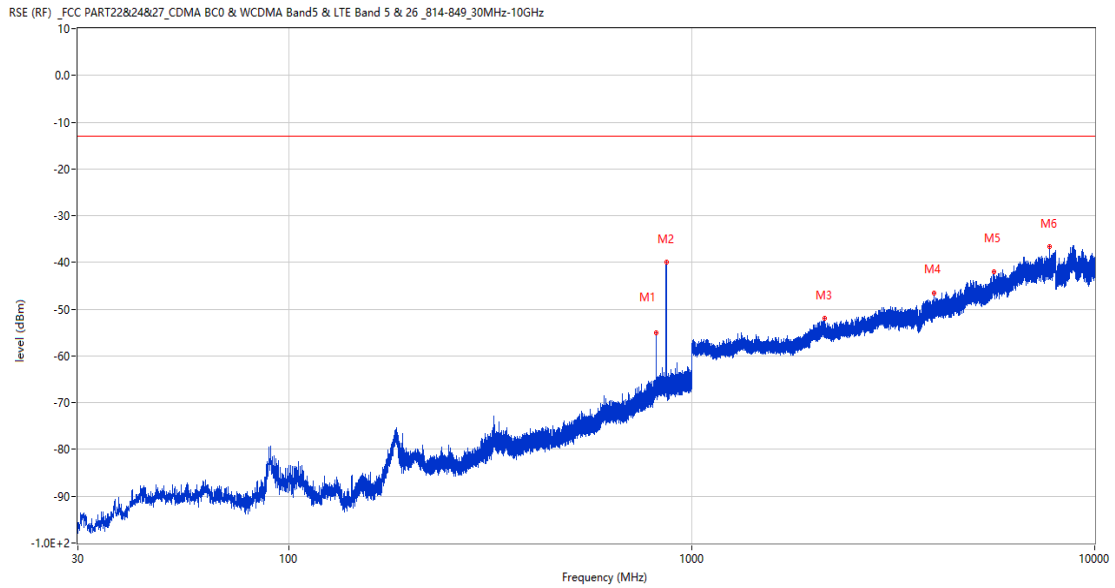
RSE-V&H LTE Band 26 (Part90) BW3 CH26740



Frequency (MHz)	Result (dBm)	Factor (dB)	PK Limit (dBm)	Margin (dB)	Table (o)	ANT	EUT	Verdict
865.024	-38.07	6.20	-13.0	25.07	353.00	Vertical	Horizontal	N/A
1332.400	-55.22	-2.36	-13.0	42.22	135.00	Vertical	Horizontal	Pass
2108.500	-51.94	0.31	-13.0	38.94	55.00	Vertical	Horizontal	Pass
4812.500	-43.68	12.94	-13.0	30.68	360.00	Vertical	Horizontal	Pass
6667.750	-38.94	16.49	-13.0	25.94	60.00	Vertical	Horizontal	Pass
8845.600	-36.41	20.29	-13.0	23.41	299.00	Vertical	Horizontal	Pass

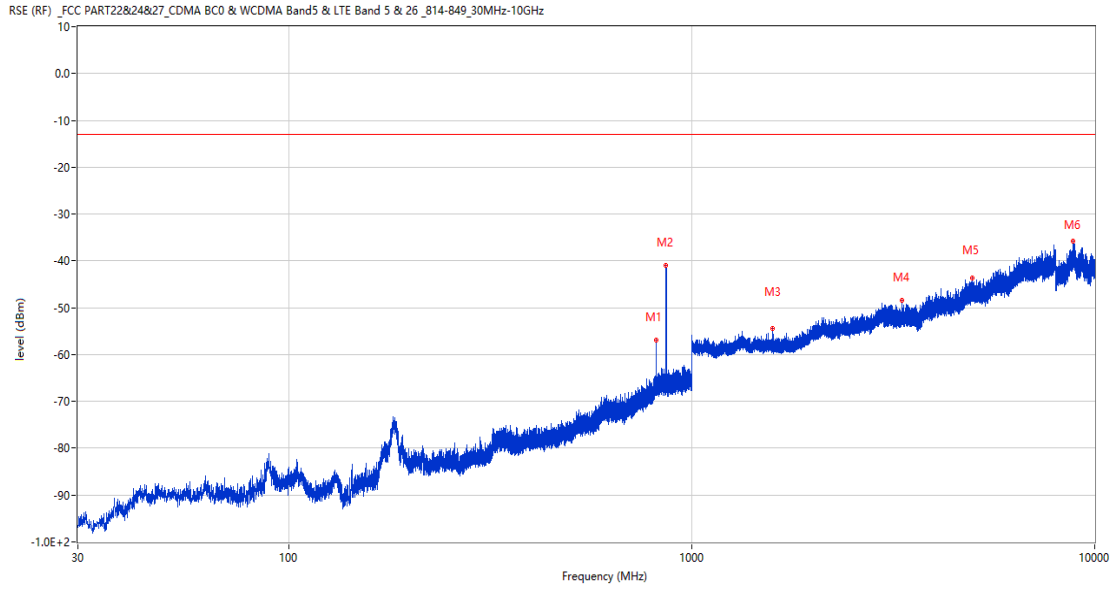
15.3 LTE Band 26 (Part90) BW5, Middle Channel

RSE-H&H LTE Band 26 (Part90) BW5 CH26740



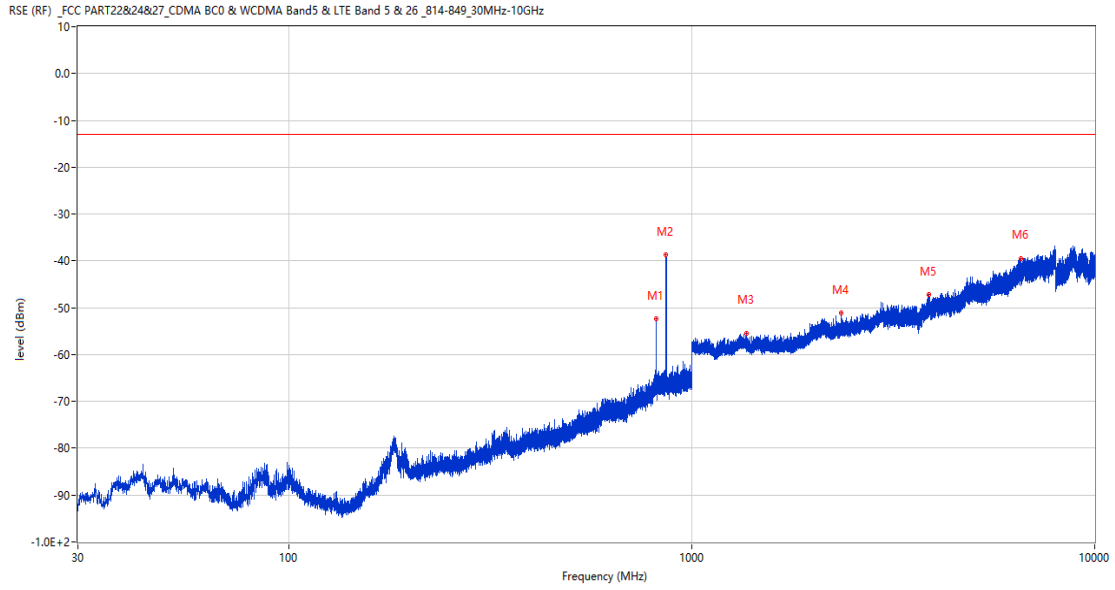
Frequency (MHz)	Result (dBm)	Factor (dB)	PK Limit (dBm)	Margin (dB)	Table (o)	ANT	EUT	Verdict
816.864	-55.10	6.81	-13.0	42.10	304.00	Horizontal	Horizontal	N/A
864.879	-40.01	6.23	-13.0	27.01	221.00	Horizontal	Horizontal	N/A
2137.500	-51.88	-0.24	-13.0	38.88	221.00	Horizontal	Horizontal	Pass
3994.750	-46.55	9.89	-13.0	33.55	44.00	Horizontal	Horizontal	Pass
5613.500	-42.06	13.63	-13.0	29.06	360.00	Horizontal	Horizontal	Pass
7723.750	-36.70	17.09	-13.0	23.70	179.00	Horizontal	Horizontal	Pass

RSE-H&V LTE Band 26 (Part90) BW5 CH26740



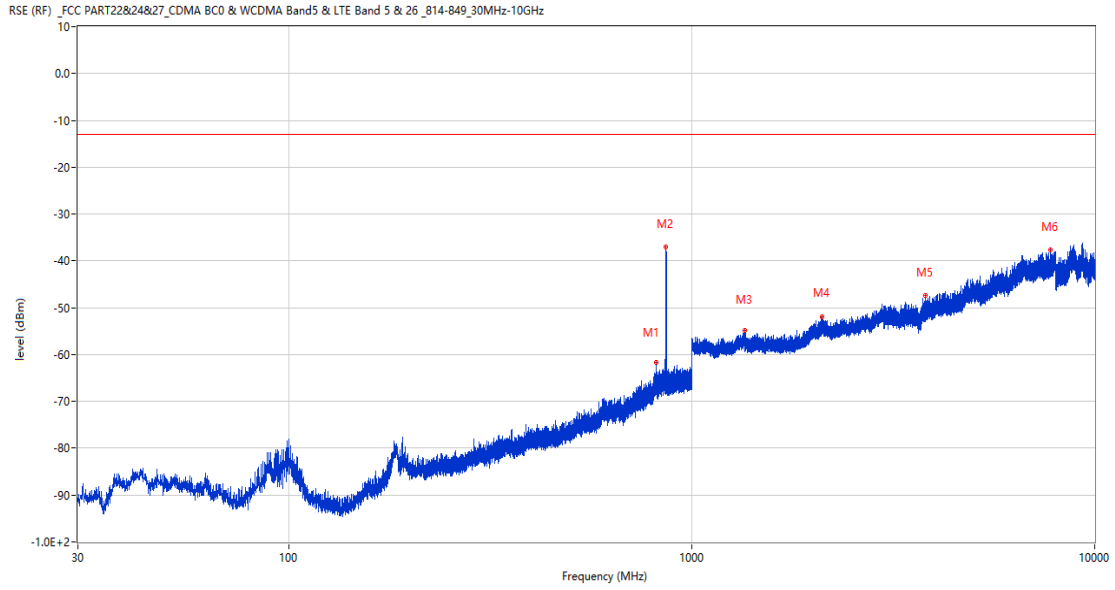
Frequency (MHz)	Result (dBm)	Factor (dB)	PK Limit (dBm)	Margin (dB)	Table (o)	ANT	EUT	Verdict
816.912	-56.95	6.81	-13.0	43.95	345.00	Horizontal	Vertical	N/A
862.066	-41.03	6.26	-13.0	28.03	219.00	Horizontal	Vertical	N/A
1588.400	-54.51	-3.49	-13.0	41.51	22.00	Horizontal	Vertical	Pass
3326.500	-48.46	6.91	-13.0	35.46	44.00	Horizontal	Vertical	Pass
4968.500	-43.73	13.50	-13.0	30.73	44.00	Horizontal	Vertical	Pass
8831.700	-35.74	20.06	-13.0	22.74	164.00	Horizontal	Vertical	Pass

RSE-V&V LTE Band 26 (Part90) BW5 CH26740



Frequency (MHz)	Result (dBm)	Factor (dB)	PK Limit (dBm)	Margin (dB)	Table (o)	ANT	EUT	Verdict
816.912	-52.44	6.81	-13.0	39.44	5.00	Vertical	Vertical	N/A
862.260	-38.67	6.26	-13.0	25.67	348.00	Vertical	Vertical	N/A
1370.000	-55.55	-3.30	-13.0	42.55	47.00	Vertical	Vertical	Pass
2343.900	-51.18	0.65	-13.0	38.18	233.00	Vertical	Vertical	Pass
3882.500	-47.24	9.39	-13.0	34.24	274.00	Vertical	Vertical	Pass
6557.000	-39.42	15.66	-13.0	26.42	242.00	Vertical	Vertical	Pass

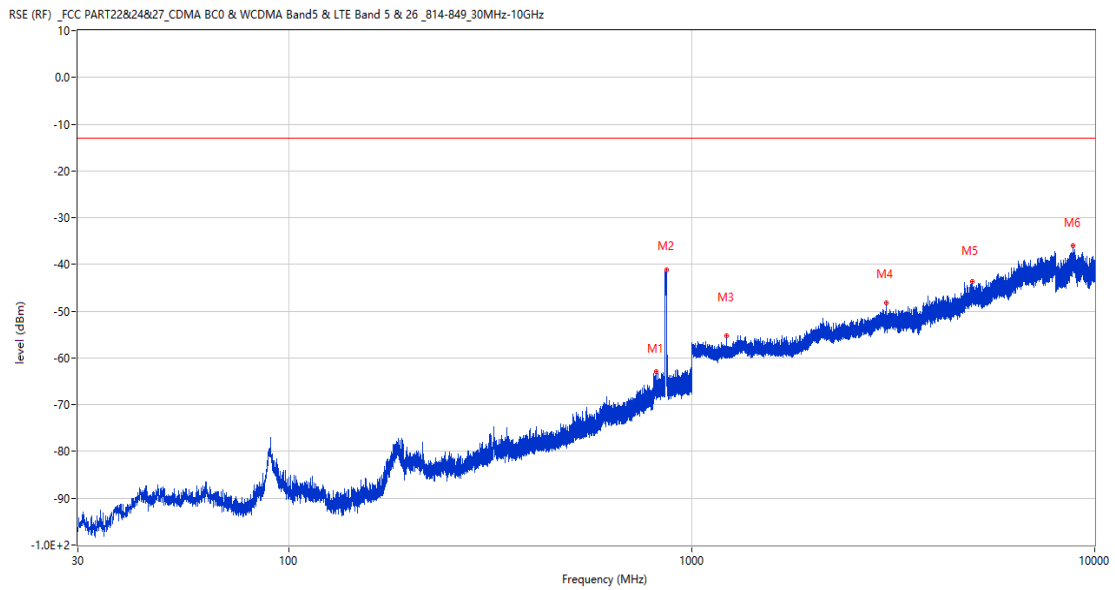
RSE-V&H LTE Band 26 (Part90) BW5 CH26740



Frequency (MHz)	Result (dBm)	Factor (dB)	PK Limit (dBm)	Margin (dB)	Table (o)	ANT	EUT	Verdict
816.864	-61.76	6.81	-13.0	48.76	79.00	Vertical	Horizontal	N/A
861.823	-36.95	6.26	-13.0	23.95	345.00	Vertical	Horizontal	N/A
1352.900	-54.92	-2.87	-13.0	41.92	357.00	Vertical	Horizontal	Pass
2109.800	-51.85	0.32	-13.0	38.85	159.00	Vertical	Horizontal	Pass
3802.500	-47.33	9.18	-13.0	34.33	126.00	Vertical	Horizontal	Pass
7770.500	-37.72	17.91	-13.0	24.72	42.00	Vertical	Horizontal	Pass

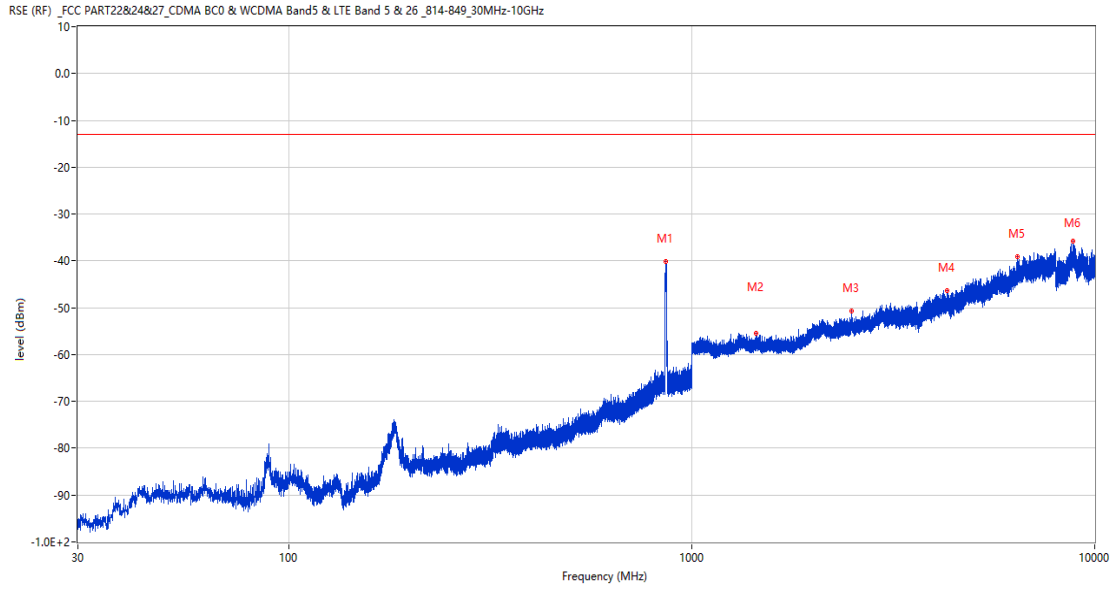
15.4 LTE Band 26 (Part90) BW10, Middle Channel

RSE-H&H LTE Band 26 (Part90) BW10 CH26740



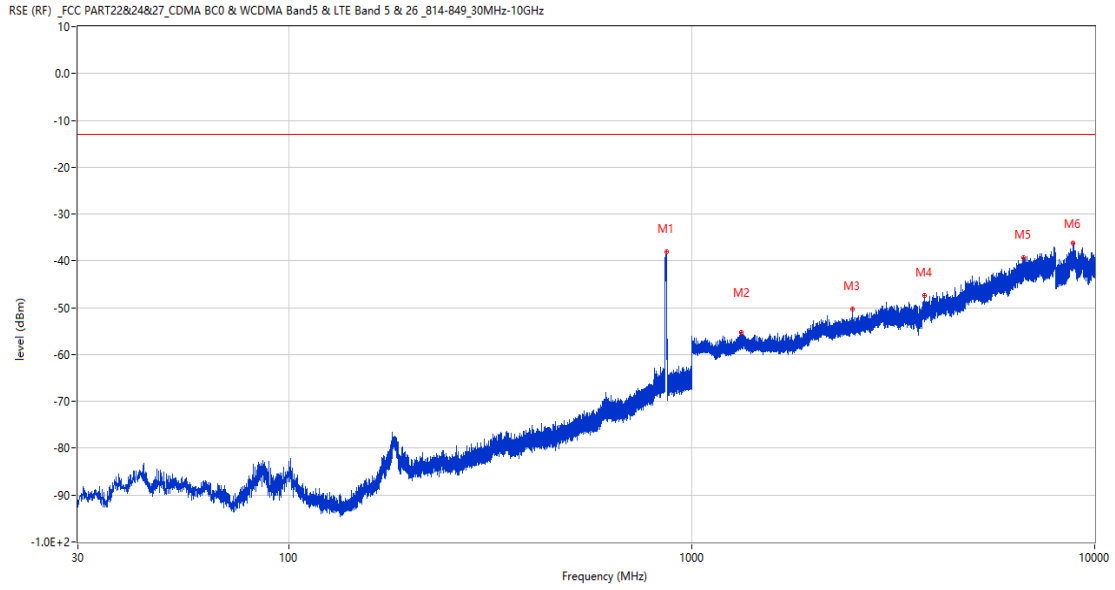
Frequency (MHz)	Result (dBm)	Factor (dB)	PK Limit (dBm)	Margin (dB)	Table (o)	ANT	EUT	Verdict
816.912	-62.99	6.81	-13.0	49.99	68.00	Horizontal	Horizontal	N/A
868.080	-41.08	6.29	-13.0	28.08	214.00	Horizontal	Horizontal	N/A
1217.700	-55.17	-3.90	-13.0	42.17	55.00	Horizontal	Horizontal	Pass
3041.250	-48.30	6.96	-13.0	35.30	78.00	Horizontal	Horizontal	Pass
4976.250	-43.58	13.46	-13.0	30.58	94.00	Horizontal	Horizontal	Pass
8845.600	-36.05	20.29	-13.0	23.05	39.00	Horizontal	Horizontal	Pass

RSE-H&V LTE Band 26 (Part90) BW10 CH26740



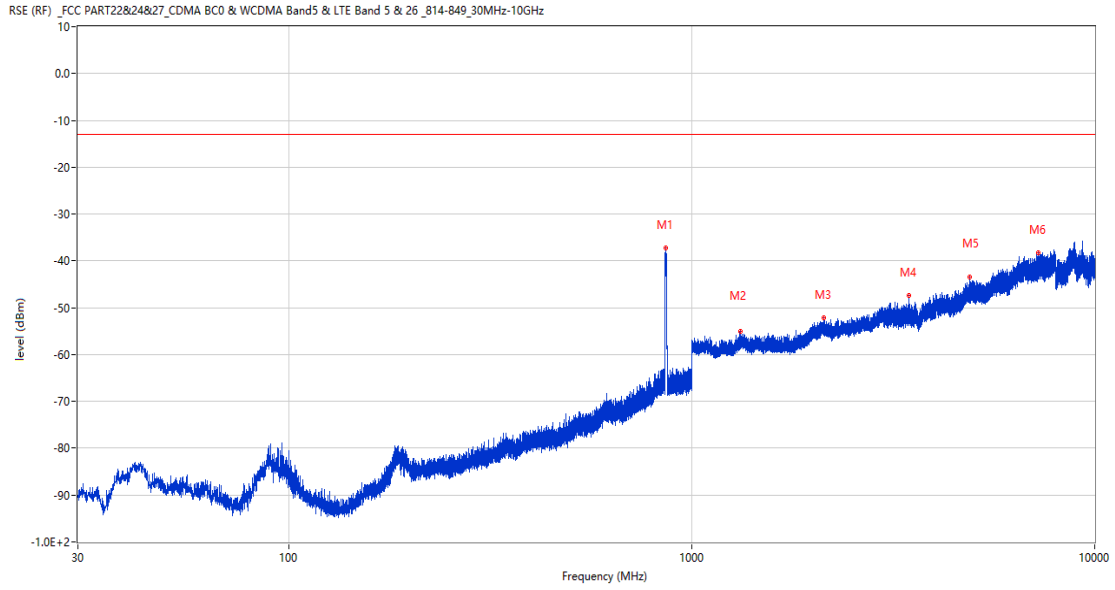
Frequency (MHz)	Result (dBm)	Factor (dB)	PK Limit (dBm)	Margin (dB)	Table (o)	ANT	EUT	Verdict
861.823	-40.23	6.26	-13.0	27.23	215.00	Horizontal	Vertical	N/A
1443.700	-55.48	-3.15	-13.0	42.48	221.00	Horizontal	Vertical	Pass
2497.600	-50.66	2.20	-13.0	37.66	215.00	Horizontal	Vertical	Pass
4310.250	-46.32	10.40	-13.0	33.32	360.00	Horizontal	Vertical	Pass
6442.250	-39.10	16.20	-13.0	26.10	195.00	Horizontal	Vertical	Pass
8854.100	-35.77	20.31	-13.0	22.77	71.00	Horizontal	Vertical	Pass

RSE-V&V LTE Band 26 (Part90) BW10 CH26740



Frequency (MHz)	Result (dBm)	Factor (dB)	PK Limit (dBm)	Margin (dB)	Table (o)	ANT	EUT	Verdict
866.576	-38.03	6.21	-13.0	25.03	360.00	Vertical	Vertical	N/A
1329.500	-55.35	-2.42	-13.0	42.35	197.00	Vertical	Vertical	Pass
2503.500	-50.36	2.02	-13.0	37.36	117.00	Vertical	Vertical	Pass
3774.500	-47.39	9.38	-13.0	34.39	311.00	Vertical	Vertical	Pass
6672.500	-39.36	16.59	-13.0	26.36	345.00	Vertical	Vertical	Pass
8850.400	-36.10	20.36	-13.0	23.10	73.00	Vertical	Vertical	Pass

RSE-V&H LTE Band 26 (Part90) BW10 CH26740

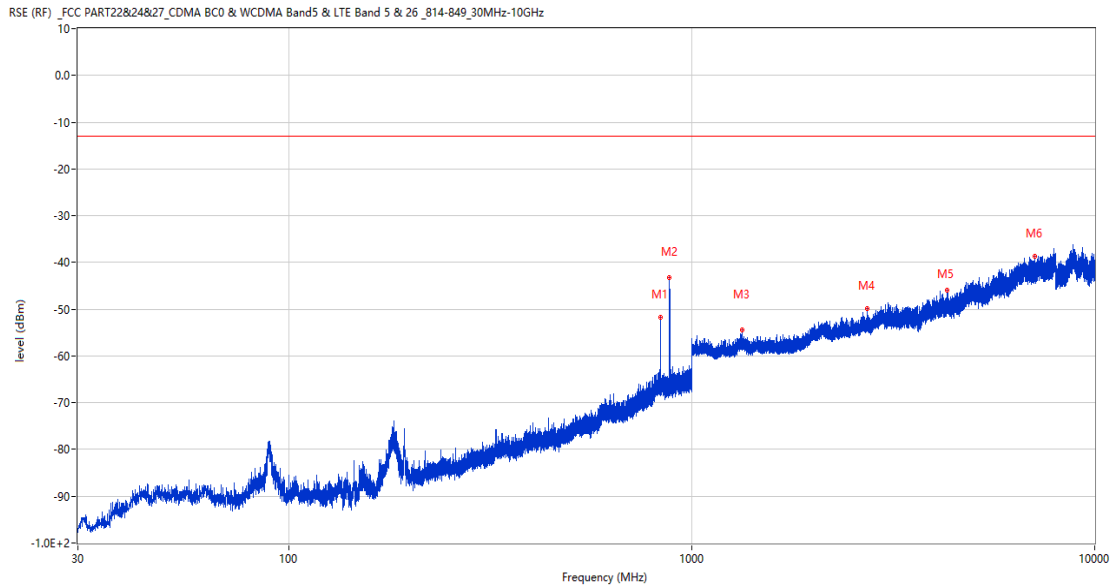


Frequency (MHz)	Result (dBm)	Factor (dB)	PK Limit (dBm)	Margin (dB)	Table (o)	ANT	EUT	Verdict
860.562	-37.33	6.22	-13.0	24.33	360.00	Vertical	Horizontal	N/A
1322.200	-55.09	-2.69	-13.0	42.09	141.00	Vertical	Horizontal	Pass
2123.100	-52.23	-0.29	-13.0	39.23	141.00	Vertical	Horizontal	Pass
3453.250	-47.37	7.17	-13.0	34.37	278.00	Vertical	Horizontal	Pass
4884.500	-43.39	12.58	-13.0	30.39	42.00	Vertical	Horizontal	Pass
7250.500	-38.35	17.65	-13.0	25.35	59.00	Vertical	Horizontal	Pass

16 LTE Band 26 (Part22)

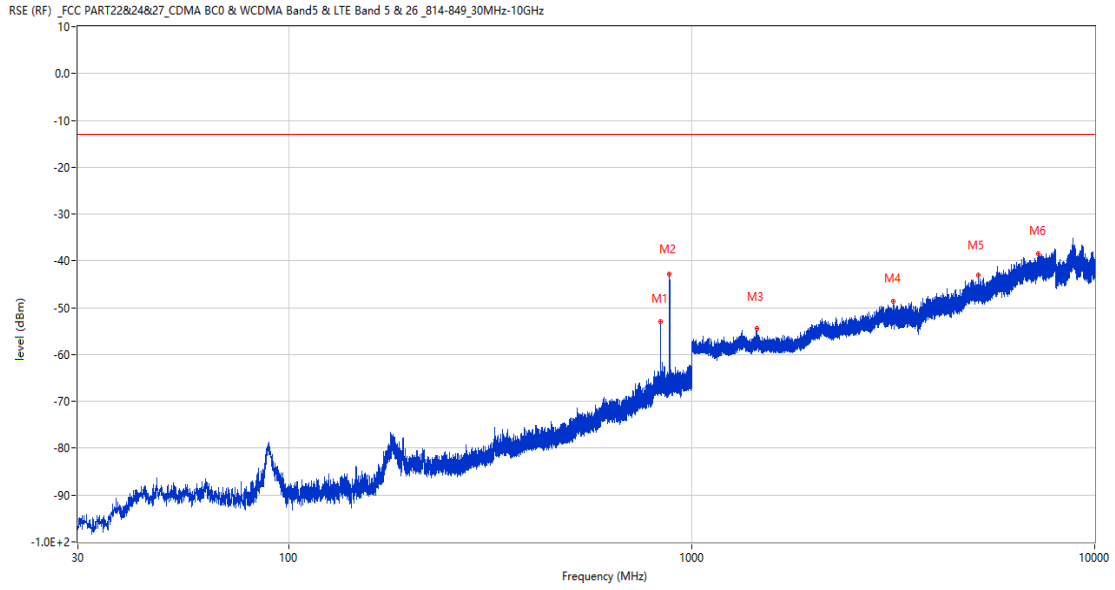
16.1 LTE Band 26 (Part22) BW1.4, Middle Channel

RSE-H&H LTE Band 26 (Part22) BW1.4 CH26915



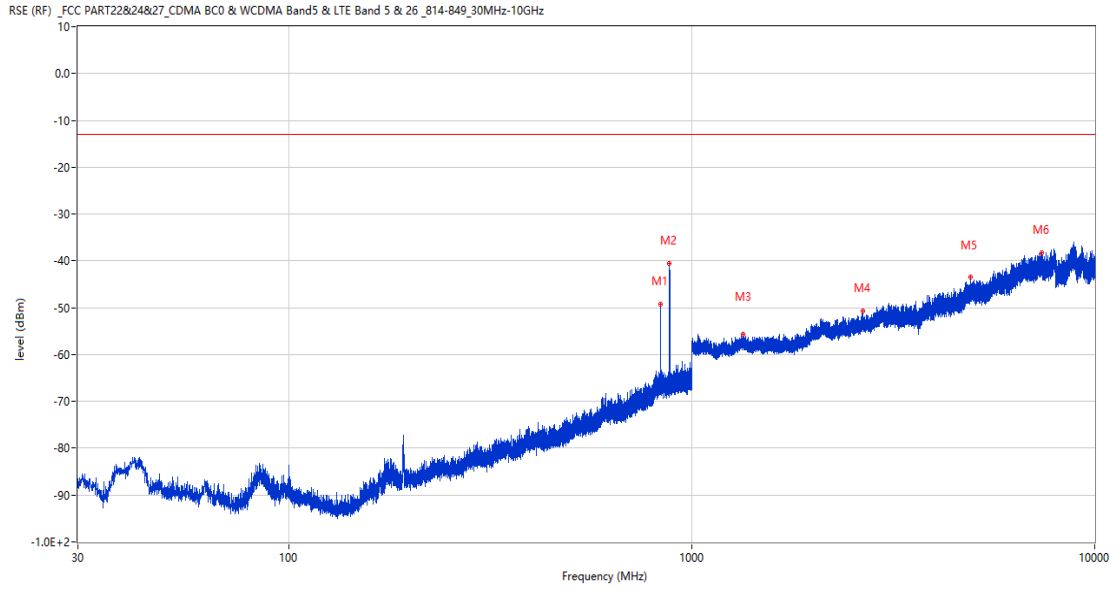
Frequency (MHz)	Result (dBm)	Factor (dB)	PK Limit (dBm)	Margin (dB)	Table (o)	ANT	EUT	Verdict
836.119	-51.80	7.12	-13.0	38.80	313.00	Horizontal	Horizontal	N/A
881.563	-43.21	6.75	-13.0	30.21	127.00	Horizontal	Horizontal	N/A
1331.900	-54.40	-2.35	-13.0	41.40	6.00	Horizontal	Horizontal	Pass
2724.200	-49.88	2.23	-13.0	36.88	81.00	Horizontal	Horizontal	Pass
4307.500	-45.92	10.62	-13.0	32.92	197.00	Horizontal	Horizontal	Pass
7094.000	-38.69	16.55	-13.0	25.69	348.00	Horizontal	Horizontal	Pass

RSE-H&V LTE Band 26 (Part22) BW1.4 CH26915



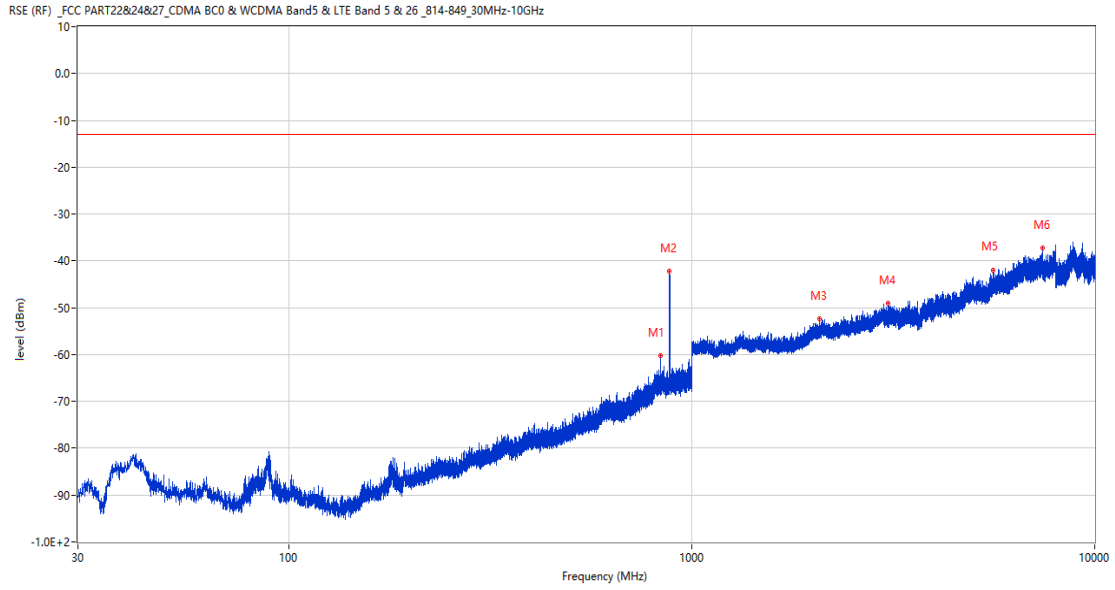
Frequency (MHz)	Result (dBm)	Factor (dB)	PK Limit (dBm)	Margin (dB)	Table (o)	ANT	EUT	Verdict
836.070	-52.91	7.12	-13.0	39.91	164.00	Horizontal	Vertical	N/A
881.466	-42.76	6.75	-13.0	29.76	197.00	Horizontal	Vertical	N/A
1448.300	-54.42	-3.13	-13.0	41.42	59.00	Horizontal	Vertical	Pass
3164.000	-48.56	6.16	-13.0	35.56	77.00	Horizontal	Vertical	Pass
5143.750	-43.09	12.16	-13.0	30.09	360.00	Horizontal	Vertical	Pass
7250.250	-38.51	17.66	-13.0	25.51	60.00	Horizontal	Vertical	Pass

RSE-V&V LTE Band 26 (Part22) BW1.4 CH26915



Frequency (MHz)	Result (dBm)	Factor (dB)	PK Limit (dBm)	Margin (dB)	Table (o)	ANT	EUT	Verdict
836.119	-49.29	7.12	-13.0	36.29	0.00	Vertical	Vertical	N/A
881.514	-40.56	6.75	-13.0	27.56	1.00	Vertical	Vertical	N/A
1344.200	-55.59	-2.68	-13.0	42.59	265.00	Vertical	Vertical	Pass
2663.300	-50.71	2.91	-13.0	37.71	190.00	Vertical	Vertical	Pass
4922.000	-43.53	13.37	-13.0	30.53	360.00	Vertical	Vertical	Pass
7385.000	-38.34	17.57	-13.0	25.34	143.00	Vertical	Vertical	Pass

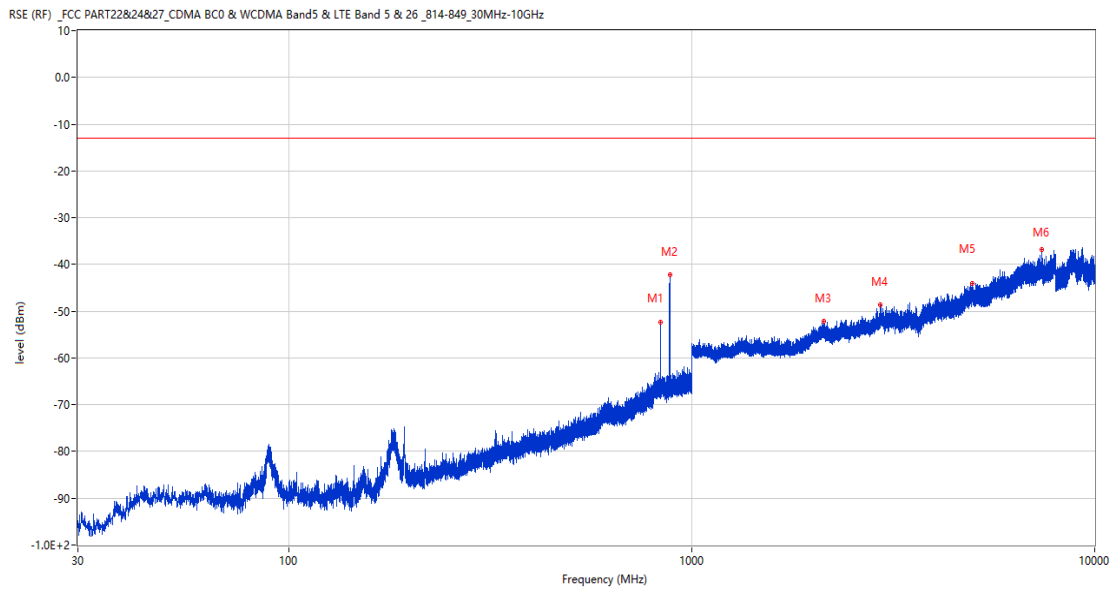
RSE-V&H LTE Band 26 (Part22) BW1.4 CH26915



Frequency (MHz)	Result (dBm)	Factor (dB)	PK Limit (dBm)	Margin (dB)	Table (o)	ANT	EUT	Verdict
836.070	-60.25	7.12	-13.0	47.25	245.00	Vertical	Horizontal	N/A
881.563	-42.15	6.75	-13.0	29.15	145.00	Vertical	Horizontal	N/A
2080.000	-52.43	0.13	-13.0	39.43	52.00	Vertical	Horizontal	Pass
3077.750	-49.13	6.60	-13.0	36.13	362.00	Vertical	Horizontal	Pass
5601.250	-41.95	13.75	-13.0	28.95	78.00	Vertical	Horizontal	Pass
7407.500	-37.23	17.98	-13.0	24.23	1.00	Vertical	Horizontal	Pass

16.2 LTE Band 26 (Part22) BW3, Middle Channel

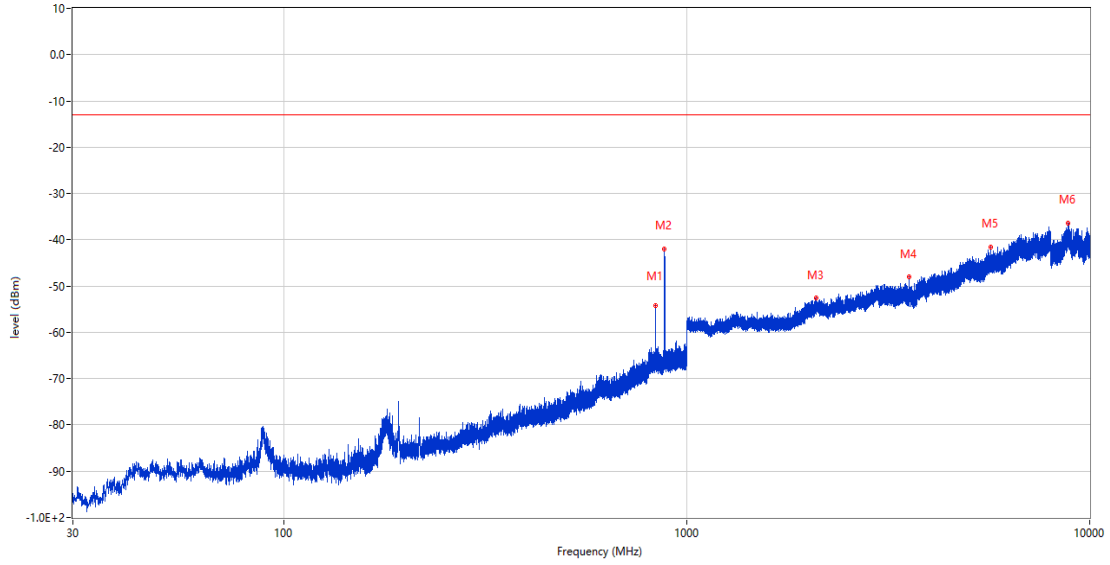
RSE-H&H LTE Band 26 (Part22) BW3 CH26915



Frequency (MHz)	Result (dBm)	Factor (dB)	PK Limit (dBm)	Margin (dB)	Table (o)	ANT	EUT	Verdict
835.246	-52.40	7.10	-13.0	39.40	318.00	Horizontal	Horizontal	N/A
882.097	-42.27	6.77	-13.0	29.27	116.00	Horizontal	Horizontal	N/A
2125.100	-52.23	-0.23	-13.0	39.23	59.00	Horizontal	Horizontal	Pass
2933.400	-48.56	4.02	-13.0	35.56	252.00	Horizontal	Horizontal	Pass
4972.000	-44.09	13.52	-13.0	31.09	177.00	Horizontal	Horizontal	Pass
7396.750	-36.71	17.75	-13.0	23.71	177.00	Horizontal	Horizontal	Pass

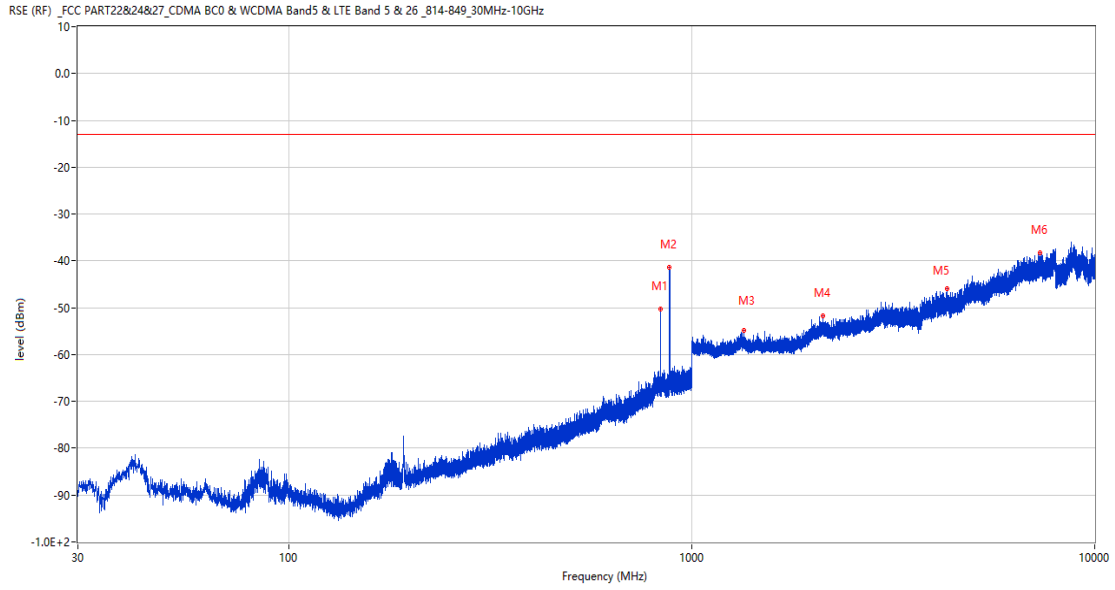
RSE-H&V LTE Band 26 (Part22) BW3 CH26915

RSE (RF) _FCC PART22&24&27_CDMA BC0 & WCDMA Band5 & LTE Band 5 & 26_814-849_30MHz-10GHz



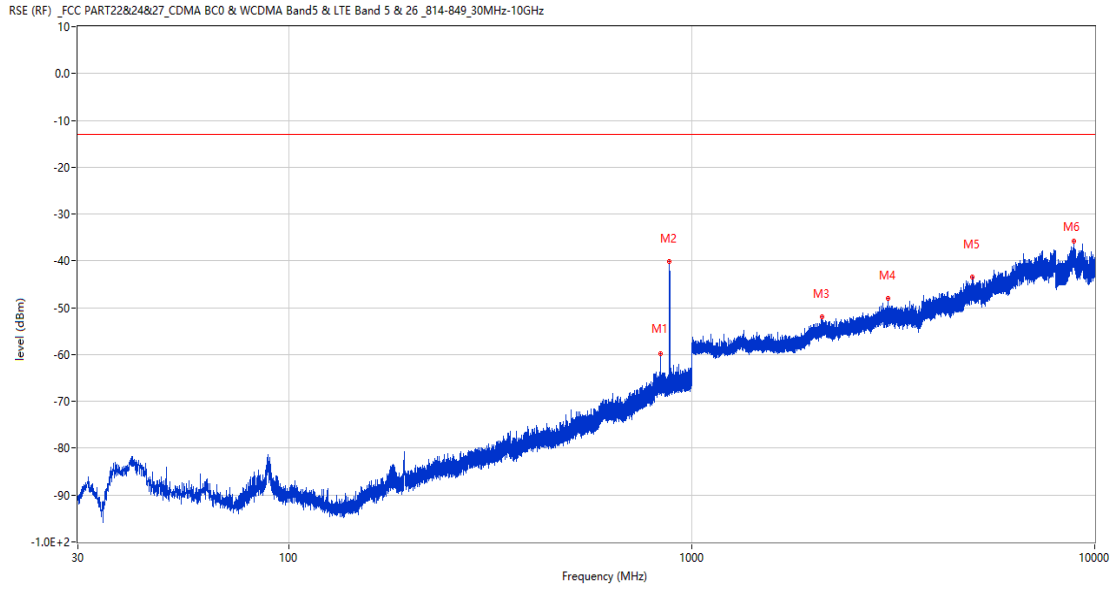
Frequency (MHz)	Result (dBm)	Factor (dB)	PK Limit (dBm)	Margin (dB)	Table (o)	ANT	EUT	Verdict
835.246	-54.17	7.10	-13.0	41.17	153.00	Horizontal	Vertical	N/A
881.030	-41.90	6.74	-13.0	28.90	203.00	Horizontal	Vertical	N/A
2096.700	-52.64	-0.15	-13.0	39.64	252.00	Horizontal	Vertical	Pass
3562.000	-48.08	7.18	-13.0	35.08	292.00	Horizontal	Vertical	Pass
5686.000	-41.66	13.77	-13.0	28.66	227.00	Horizontal	Vertical	Pass
8852.400	-36.47	20.33	-13.0	23.47	187.00	Horizontal	Vertical	Pass

RSE-V&V LTE Band 26 (Part22) BW3 CH26915



Frequency (MHz)	Result (dBm)	Factor (dB)	PK Limit (dBm)	Margin (dB)	Table (o)	ANT	EUT	Verdict
835.246	-50.25	7.10	-13.0	37.25	10.00	Vertical	Vertical	N/A
880.836	-41.46	6.73	-13.0	28.46	152.00	Vertical	Vertical	N/A
1349.900	-54.78	-2.78	-13.0	41.78	333.00	Vertical	Vertical	Pass
2112.000	-51.83	0.27	-13.0	38.83	265.00	Vertical	Vertical	Pass
4313.000	-46.01	10.21	-13.0	33.01	94.00	Vertical	Vertical	Pass
7315.500	-38.18	17.12	-13.0	25.18	211.00	Vertical	Vertical	Pass

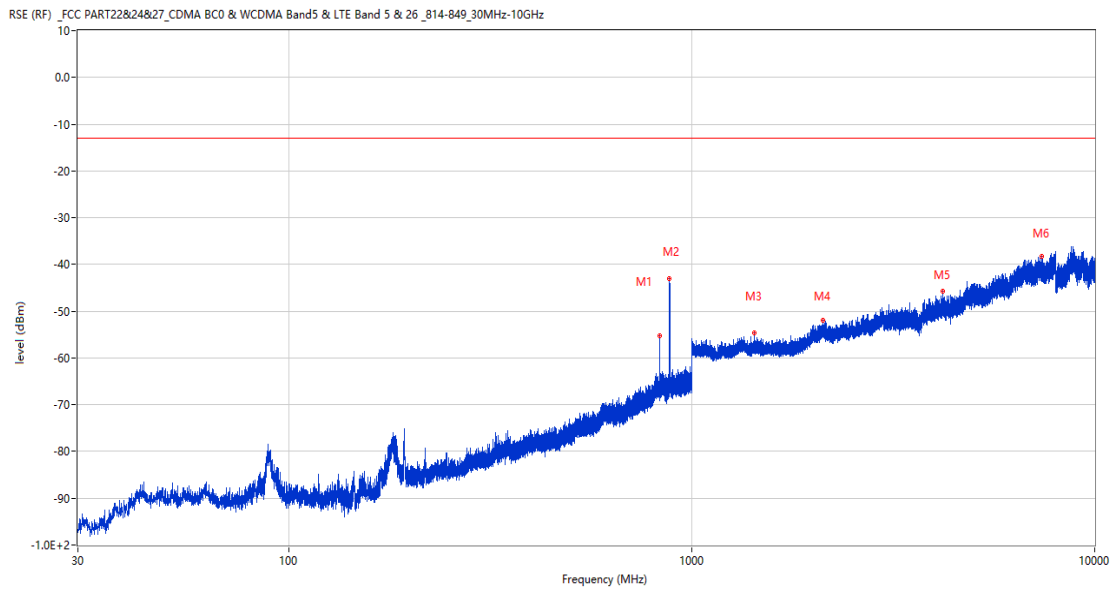
RSE-V&H LTE Band 26 (Part22) BW3 CH26915



Frequency (MHz)	Result (dBm)	Factor (dB)	PK Limit (dBm)	Margin (dB)	Table (o)	ANT	EUT	Verdict
835.246	-59.77	7.10	-13.0	46.77	259.00	Vertical	Horizontal	N/A
881.030	-40.19	6.74	-13.0	27.19	145.00	Vertical	Horizontal	N/A
2105.700	-51.89	0.20	-13.0	38.89	29.00	Vertical	Horizontal	Pass
3075.500	-48.10	6.41	-13.0	35.10	61.00	Vertical	Horizontal	Pass
4966.500	-43.53	13.42	-13.0	30.53	360.00	Vertical	Horizontal	Pass
8861.700	-35.88	20.22	-13.0	22.88	74.00	Vertical	Horizontal	Pass

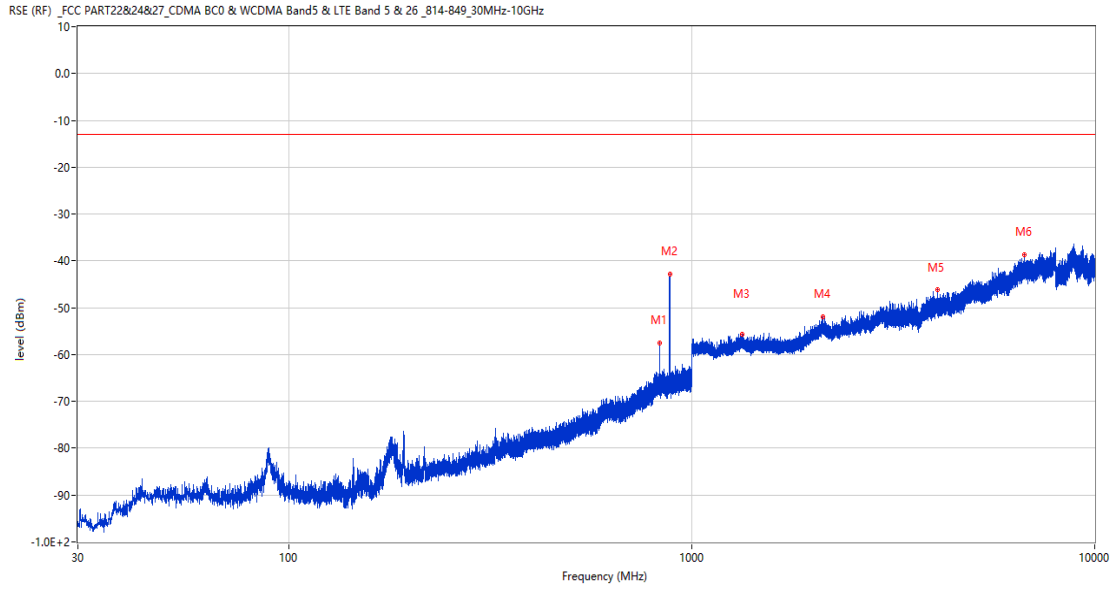
16.3 LTE Band 26 (Part22) BW5, Middle Channel

RSE-H&H LTE Band 26 (Part22) BW5 CH26915



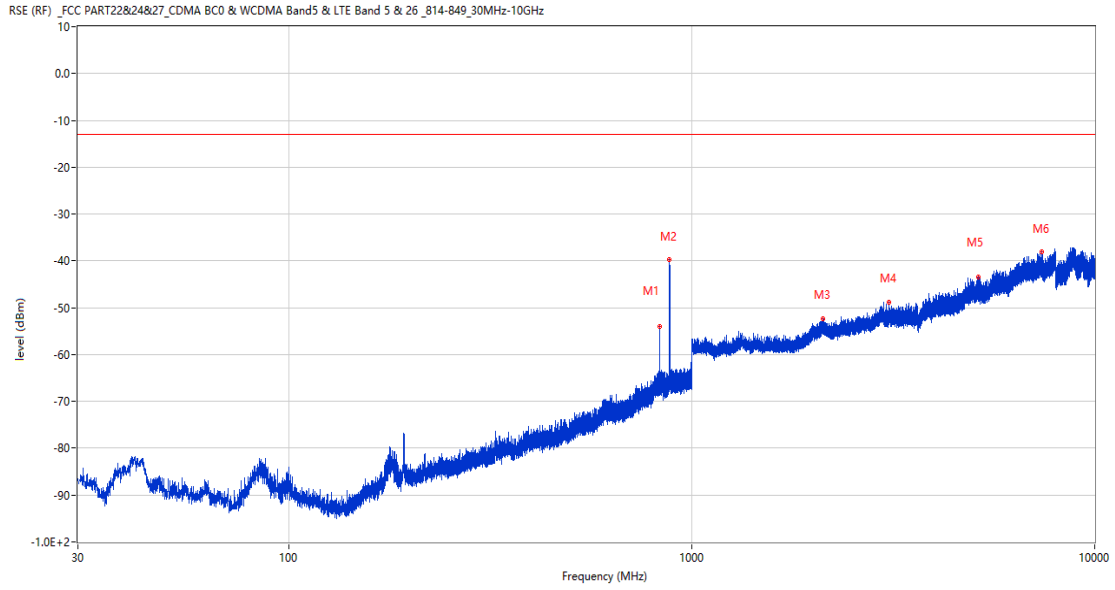
Frequency (MHz)	Result (dBm)	Factor (dB)	PK Limit (dBm)	Margin (dB)	Table (o)	ANT	EUT	Verdict
834.324	-55.29	7.09	-13.0	42.29	321.00	Horizontal	Horizontal	N/A
880.981	-43.10	6.73	-13.0	30.10	124.00	Horizontal	Horizontal	N/A
1430.900	-54.57	-3.03	-13.0	41.57	283.00	Horizontal	Horizontal	Pass
2111.700	-51.86	0.27	-13.0	38.86	54.00	Horizontal	Horizontal	Pass
4205.250	-45.64	11.13	-13.0	32.64	327.00	Horizontal	Horizontal	Pass
7395.500	-38.29	17.71	-13.0	25.29	310.00	Horizontal	Horizontal	Pass

RSE-H&V LTE Band 26 (Part22) BW5 CH26915



Frequency (MHz)	Result (dBm)	Factor (dB)	PK Limit (dBm)	Margin (dB)	Table (o)	ANT	EUT	Verdict
834.372	-57.46	7.09	-13.0	44.46	140.00	Horizontal	Vertical	N/A
882.727	-42.79	6.84	-13.0	29.79	128.00	Horizontal	Vertical	N/A
1334.800	-55.66	-2.50	-13.0	42.66	302.00	Horizontal	Vertical	Pass
2115.200	-51.90	0.06	-13.0	38.90	160.00	Horizontal	Vertical	Pass
4064.250	-46.19	10.48	-13.0	33.19	360.00	Horizontal	Vertical	Pass
6687.000	-38.70	17.07	-13.0	25.70	159.00	Horizontal	Vertical	Pass

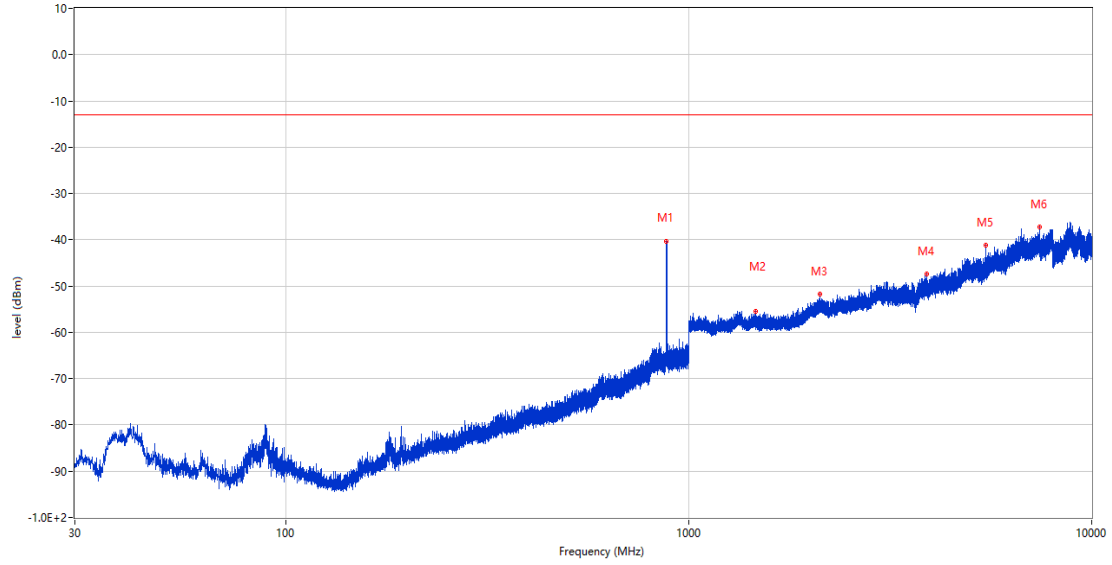
RSE-V&V LTE Band 26 (Part22) BW5 CH26915



Frequency (MHz)	Result (dBm)	Factor (dB)	PK Limit (dBm)	Margin (dB)	Table (o)	ANT	EUT	Verdict
834.324	-54.04	7.09	-13.0	41.04	31.00	Vertical	Vertical	N/A
880.399	-39.79	6.68	-13.0	26.79	152.00	Vertical	Vertical	N/A
2117.100	-52.27	0.01	-13.0	39.27	345.00	Vertical	Vertical	Pass
3081.000	-48.73	6.92	-13.0	35.73	243.00	Vertical	Vertical	Pass
5151.500	-43.42	12.19	-13.0	30.42	27.00	Vertical	Vertical	Pass
7400.000	-38.16	17.82	-13.0	25.16	227.00	Vertical	Vertical	Pass

RSE-V&H LTE Band 26 (Part22) BW5 CH26915

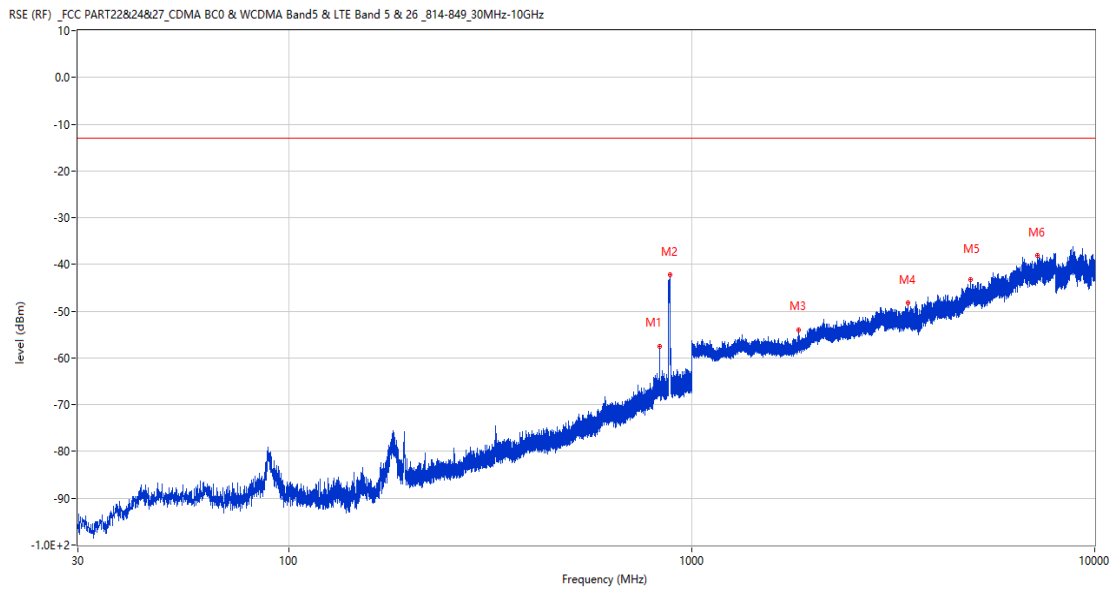
RSE (RF) _FCC PART22&24&27_CDMA BC0 & WCDMA Band5 & LTE Band 5 & 26_814-849_30MHz-10GHz



Frequency (MHz)	Result (dBm)	Factor (dB)	PK Limit (dBm)	Margin (dB)	Table (o)	ANT	EUT	Verdict
880.060	-40.24	6.62	-13.0	27.24	144.00	Vertical	Horizontal	N/A
1466.700	-55.50	-3.26	-13.0	42.50	345.00	Vertical	Horizontal	Pass
2114.800	-51.79	0.05	-13.0	38.79	220.00	Vertical	Horizontal	Pass
3891.250	-47.34	10.03	-13.0	34.34	160.00	Vertical	Horizontal	Pass
5457.750	-41.24	12.96	-13.0	28.24	160.00	Vertical	Horizontal	Pass
7411.500	-37.20	18.13	-13.0	24.20	227.00	Vertical	Horizontal	Pass

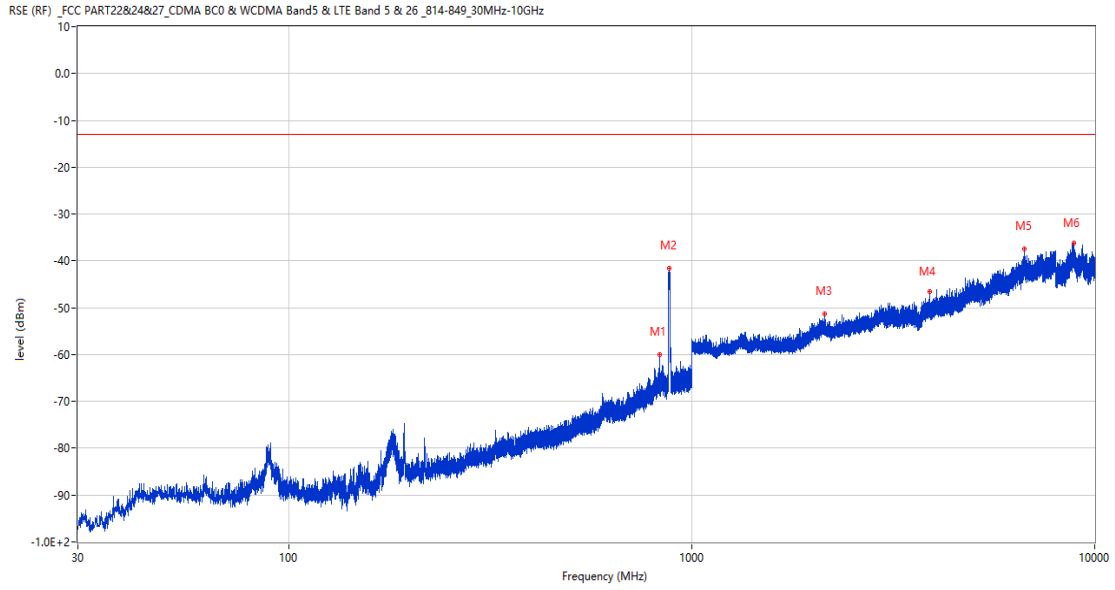
16.4 LTE Band 26 (Part22) BW10, Middle Channel

RSE-H&H LTE Band 26 (Part22) BW10 CH26915



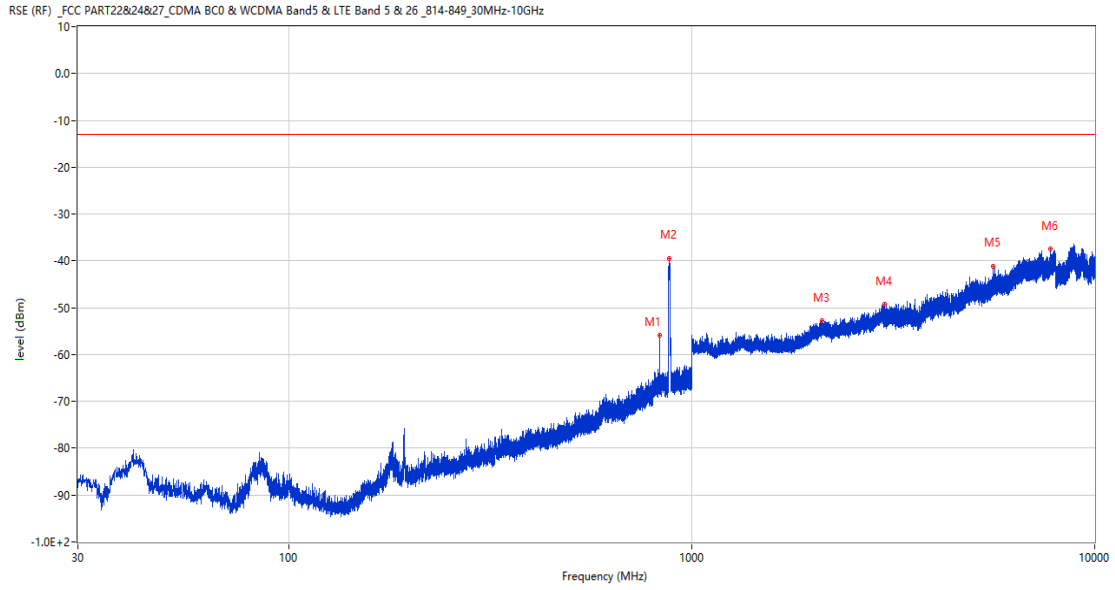
Frequency (MHz)	Result (dBm)	Factor (dB)	PK Limit (dBm)	Margin (dB)	Table (o)	ANT	EUT	Verdict
832.093	-57.47	7.05	-13.0	44.47	304.00	Horizontal	Horizontal	N/A
884.134	-42.24	7.02	-13.0	29.24	114.00	Horizontal	Horizontal	N/A
1840.700	-53.99	-3.25	-13.0	40.99	72.00	Horizontal	Horizontal	Pass
3443.250	-48.17	7.49	-13.0	35.17	295.00	Horizontal	Horizontal	Pass
4915.000	-43.29	13.24	-13.0	30.29	127.00	Horizontal	Horizontal	Pass
7202.750	-38.00	16.25	-13.0	25.00	127.00	Horizontal	Horizontal	Pass

RSE-H&V LTE Band 26 (Part22) BW10 CH26915



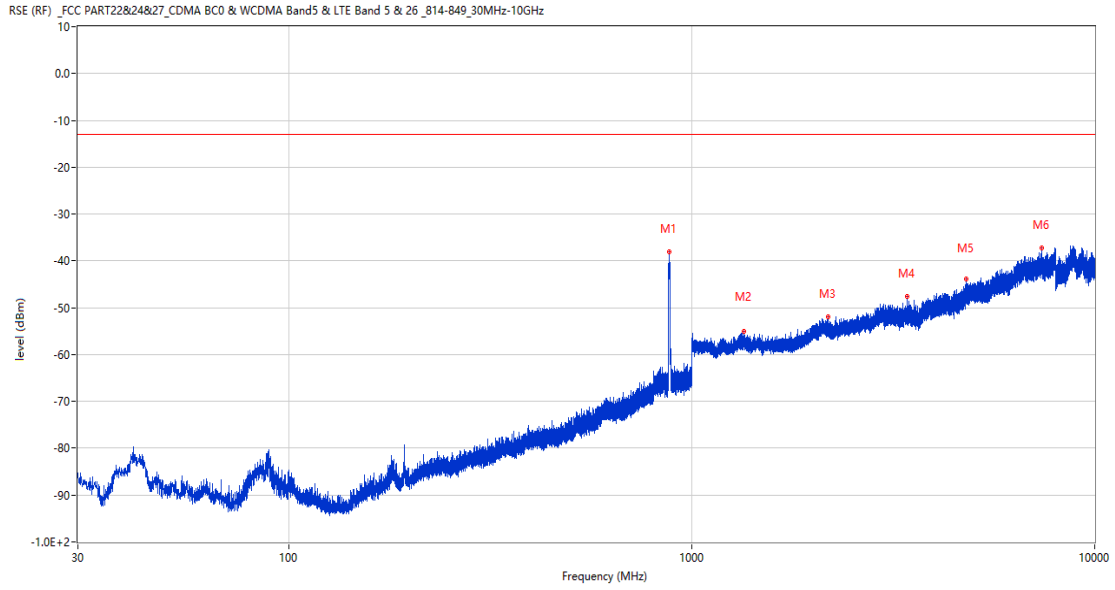
Frequency (MHz)	Result (dBm)	Factor (dB)	PK Limit (dBm)	Margin (dB)	Table (o)	ANT	EUT	Verdict
832.093	-60.02	7.05	-13.0	47.02	159.00	Horizontal	Vertical	N/A
879.284	-41.66	6.54	-13.0	28.66	197.00	Horizontal	Vertical	N/A
2136.000	-51.41	-0.24	-13.0	38.41	0.00	Horizontal	Vertical	Pass
3900.250	-46.51	10.22	-13.0	33.51	110.00	Horizontal	Vertical	Pass
6688.500	-37.44	17.04	-13.0	24.44	177.00	Horizontal	Vertical	Pass
8861.300	-36.11	20.22	-13.0	23.11	343.00	Horizontal	Vertical	Pass

RSE-V&V LTE Band 26 (Part22) BW10 CH26915



Frequency (MHz)	Result (dBm)	Factor (dB)	PK Limit (dBm)	Margin (dB)	Table (o)	ANT	EUT	Verdict
832.093	-55.78	7.05	-13.0	42.78	15.00	Vertical	Vertical	N/A
879.671	-39.42	6.56	-13.0	26.42	148.00	Vertical	Vertical	N/A
2105.000	-52.81	0.15	-13.0	39.81	141.00	Vertical	Vertical	Pass
3008.250	-49.19	5.68	-13.0	36.19	0.00	Vertical	Vertical	Pass
5605.500	-41.20	13.80	-13.0	28.20	60.00	Vertical	Vertical	Pass
7781.250	-37.41	18.21	-13.0	24.41	326.00	Vertical	Vertical	Pass

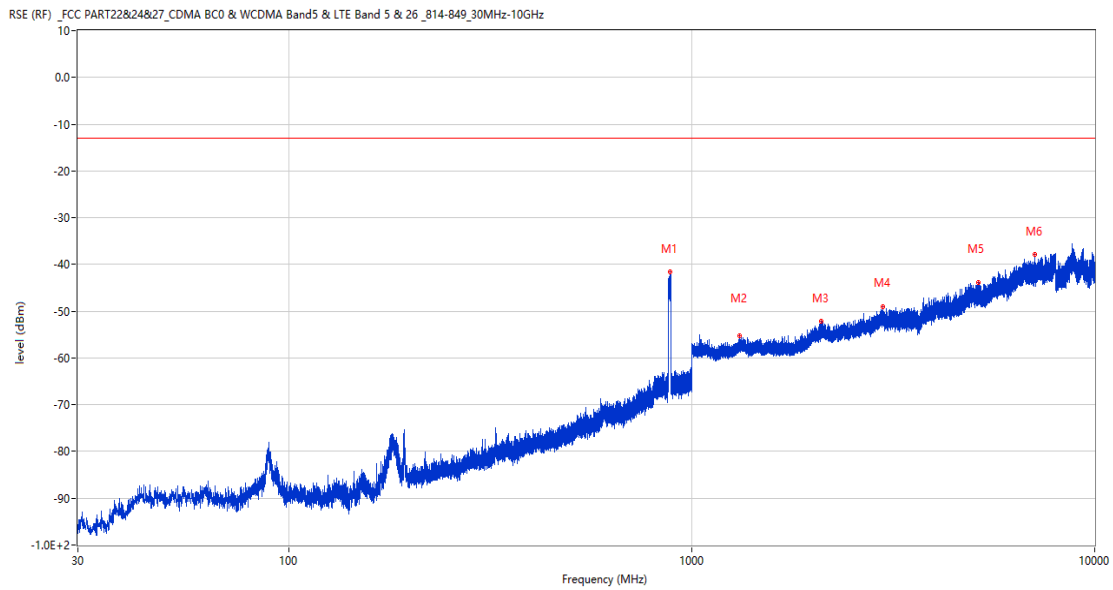
RSE-V&H LTE Band 26 (Part22) BW10 CH26915



Frequency (MHz)	Result (dBm)	Factor (dB)	PK Limit (dBm)	Margin (dB)	Table (o)	ANT	EUT	Verdict
877.586	-38.14	6.47	-13.0	25.14	144.00	Vertical	Horizontal	N/A
1348.900	-55.00	-2.65	-13.0	42.00	0.00	Vertical	Horizontal	Pass
2179.800	-51.91	-0.23	-13.0	38.91	326.00	Vertical	Horizontal	Pass
3420.000	-47.57	6.92	-13.0	34.57	178.00	Vertical	Horizontal	Pass
4803.000	-43.88	12.61	-13.0	30.88	360.00	Vertical	Horizontal	Pass
7390.250	-37.23	17.70	-13.0	24.23	262.00	Vertical	Horizontal	Pass

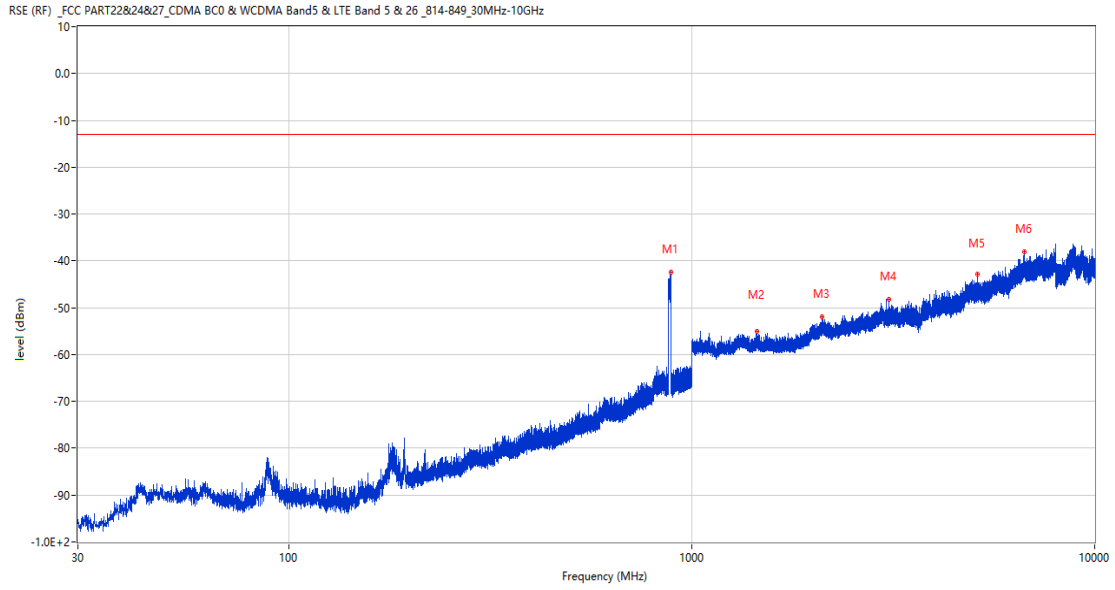
16.5 LTE Band 26 (Part22) BW15, Middle Channel

RSE-H&H LTE Band 26 (Part22) BW15 CH26915



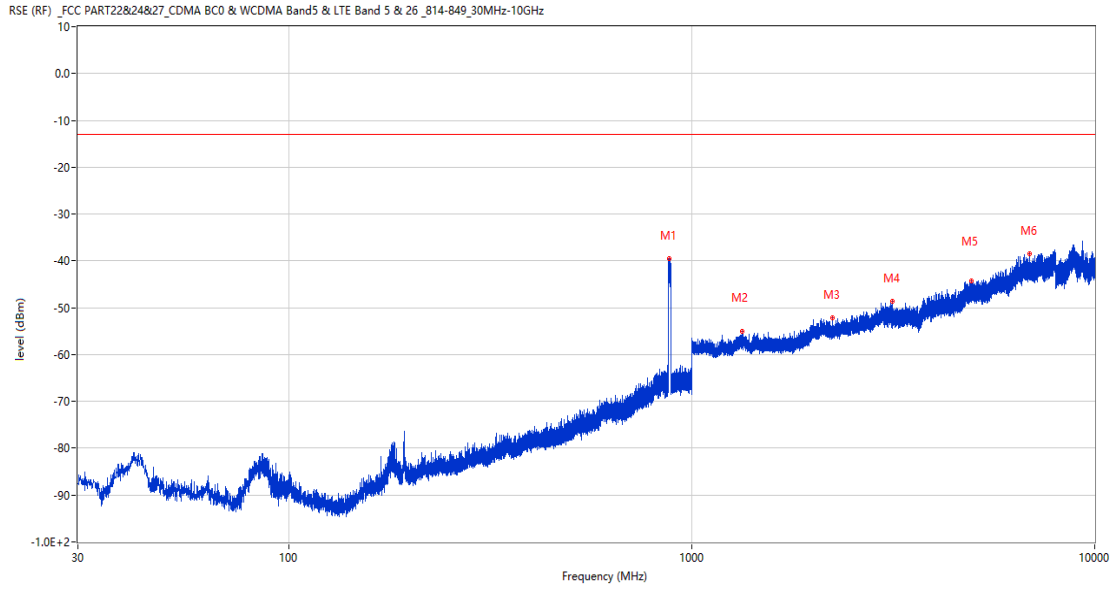
Frequency (MHz)	Result (dBm)	Factor (dB)	PK Limit (dBm)	Margin (dB)	Table (o)	ANT	EUT	Verdict
886.219	-41.55	7.20	-13.0	28.55	115.00	Horizontal	Horizontal	N/A
1317.700	-55.34	-2.82	-13.0	42.34	5.00	Horizontal	Horizontal	Pass
2099.900	-52.21	-0.04	-13.0	39.21	314.00	Horizontal	Horizontal	Pass
2984.100	-48.95	4.86	-13.0	35.95	259.00	Horizontal	Horizontal	Pass
5156.250	-43.87	12.11	-13.0	30.87	312.00	Horizontal	Horizontal	Pass
7095.500	-37.94	16.59	-13.0	24.94	246.00	Horizontal	Horizontal	Pass

RSE-H&V LTE Band 26 (Part22) BW15 CH26915



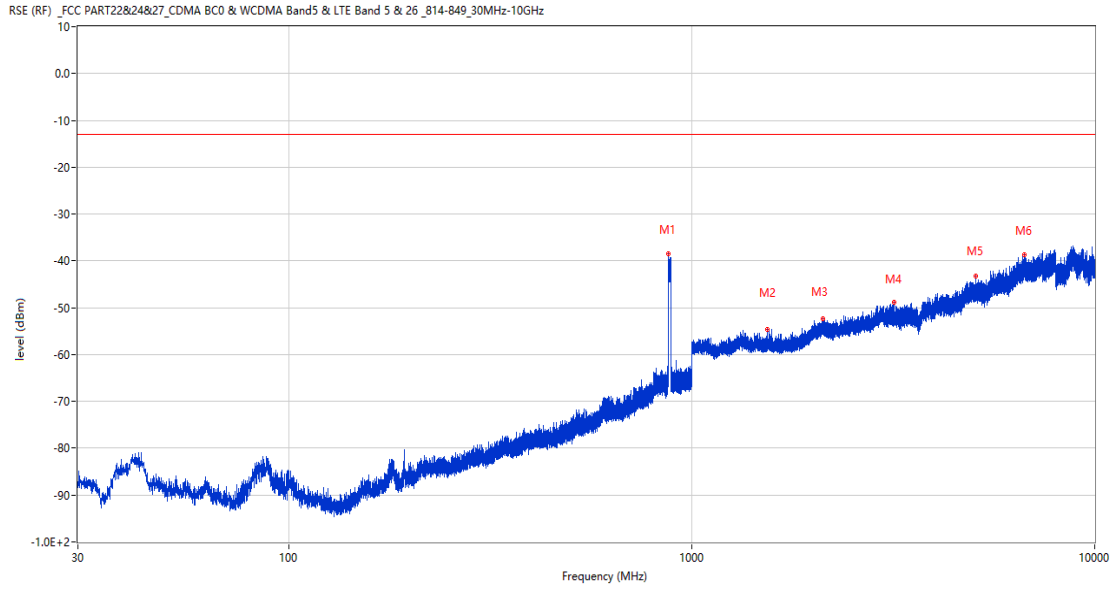
Frequency (MHz)	Result (dBm)	Factor (dB)	PK Limit (dBm)	Margin (dB)	Table (o)	ANT	EUT	Verdict
887.722	-42.32	7.14	-13.0	29.32	114.00	Horizontal	Vertical	N/A
1449.600	-55.08	-3.08	-13.0	42.08	327.00	Horizontal	Vertical	Pass
2111.100	-52.03	0.26	-13.0	39.03	46.00	Horizontal	Vertical	Pass
3093.500	-48.25	6.68	-13.0	35.25	191.00	Horizontal	Vertical	Pass
5116.750	-42.78	12.26	-13.0	29.78	42.00	Horizontal	Vertical	Pass
6679.750	-38.14	16.91	-13.0	25.14	276.00	Horizontal	Vertical	Pass

RSE-V&V LTE Band 26 (Part22) BW15 CH26915



Frequency (MHz)	Result (dBm)	Factor (dB)	PK Limit (dBm)	Margin (dB)	Table (o)	ANT	EUT	Verdict
880.060	-39.51	6.62	-13.0	26.51	0.00	Vertical	Vertical	N/A
1337.600	-55.13	-2.61	-13.0	42.13	245.00	Vertical	Vertical	Pass
2238.300	-52.23	-0.35	-13.0	39.23	29.00	Vertical	Vertical	Pass
3147.250	-48.63	6.00	-13.0	35.63	311.00	Vertical	Vertical	Pass
4951.500	-44.36	12.82	-13.0	31.36	360.00	Vertical	Vertical	Pass
6884.750	-38.52	16.22	-13.0	25.52	327.00	Vertical	Vertical	Pass

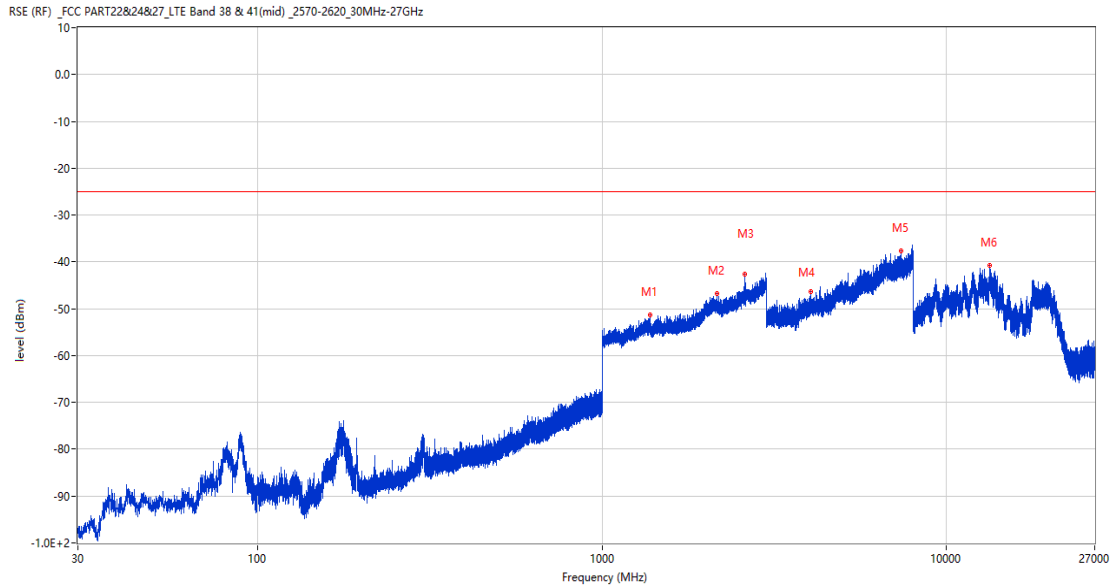
RSE-V&H LTE Band 26 (Part22) BW15 CH26915



Frequency (MHz)	Result (dBm)	Factor (dB)	PK Limit (dBm)	Margin (dB)	Table (o)	ANT	EUT	Verdict
877.392	-38.38	6.47	-13.0	25.38	148.00	Vertical	Horizontal	N/A
1541.800	-54.59	-3.13	-13.0	41.59	136.00	Vertical	Horizontal	Pass
2115.400	-52.39	0.07	-13.0	39.39	172.00	Vertical	Horizontal	Pass
3174.250	-48.79	7.06	-13.0	35.79	349.00	Vertical	Horizontal	Pass
5070.250	-43.21	12.15	-13.0	30.21	360.00	Vertical	Horizontal	Pass
6686.500	-38.58	17.04	-13.0	25.58	110.00	Vertical	Horizontal	Pass

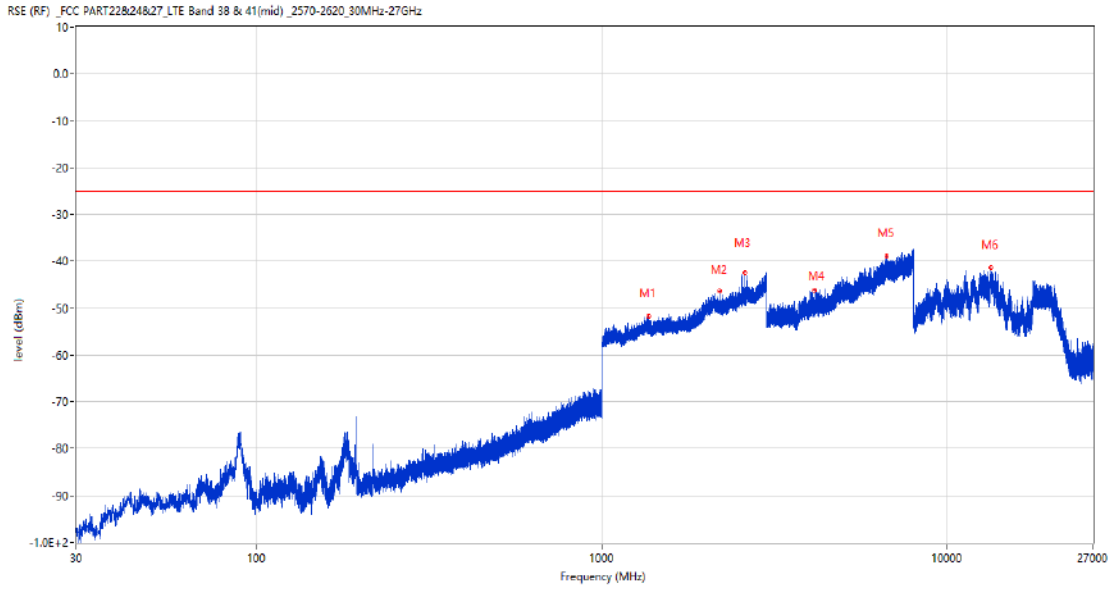
17 LTE Band 38
 17.1 LTE Band 38 BW5, Middle Channel

RSE-H&H LTE Band 38 BW5 CH38000



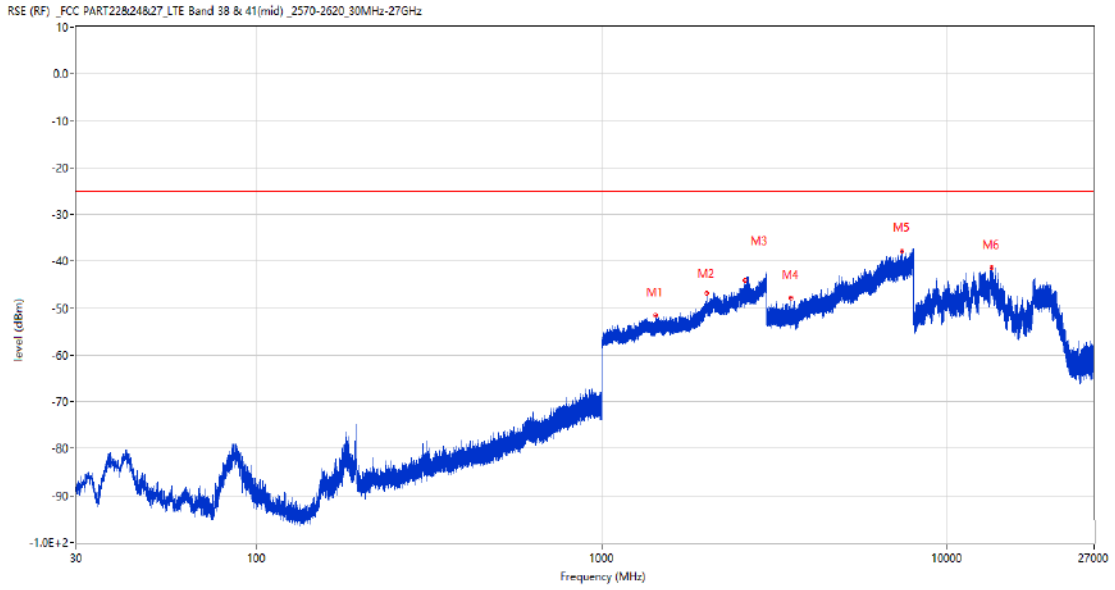
Frequency (MHz)	Result (dBm)	Factor (dB)	PK Limit (dBm)	Margin (dB)	Table (o)	ANT	EUT	Verdict
1376.400	-51.30	0.38	-25.0	26.30	295.00	Horizontal	Horizontal	Pass
2153.600	-46.84	5.10	-25.0	21.84	307.00	Horizontal	Horizontal	Pass
2593.800	-42.68	8.67	-25.0	17.68	325.00	Horizontal	Horizontal	N/A
4041.750	-46.26	10.16	-25.0	21.26	360.00	Horizontal	Horizontal	Pass
7393.000	-37.59	17.70	-25.0	12.59	83.00	Horizontal	Horizontal	Pass
13367.400	-40.85	16.70	-25.0	15.85	326.00	Horizontal	Horizontal	Pass

RSE-H&V LTE Band 38 BW5 CH38000



Frequency (MHz)	Result (dBm)	Factor (dB)	PK Limit (dBm)	Margin (dB)	Table (o)	ANT	EUT	Verdict
1361.900	-51.74	0.48	-25.0	26.74	344.00	Horizontal	Vertical	Pass
2189.500	-46.24	4.90	-25.0	21.24	97.00	Horizontal	Vertical	Pass
2593.700	-42.33	8.67	-25.0	17.33	171.00	Horizontal	Vertical	N/A
4116.750	-46.10	9.62	-25.0	21.10	30.00	Horizontal	Vertical	Pass
6670.000	-38.97	16.55	-25.0	13.97	322.00	Horizontal	Vertical	Pass
13414.912	-41.41	16.68	-25.0	16.41	155.00	Horizontal	Vertical	Pass

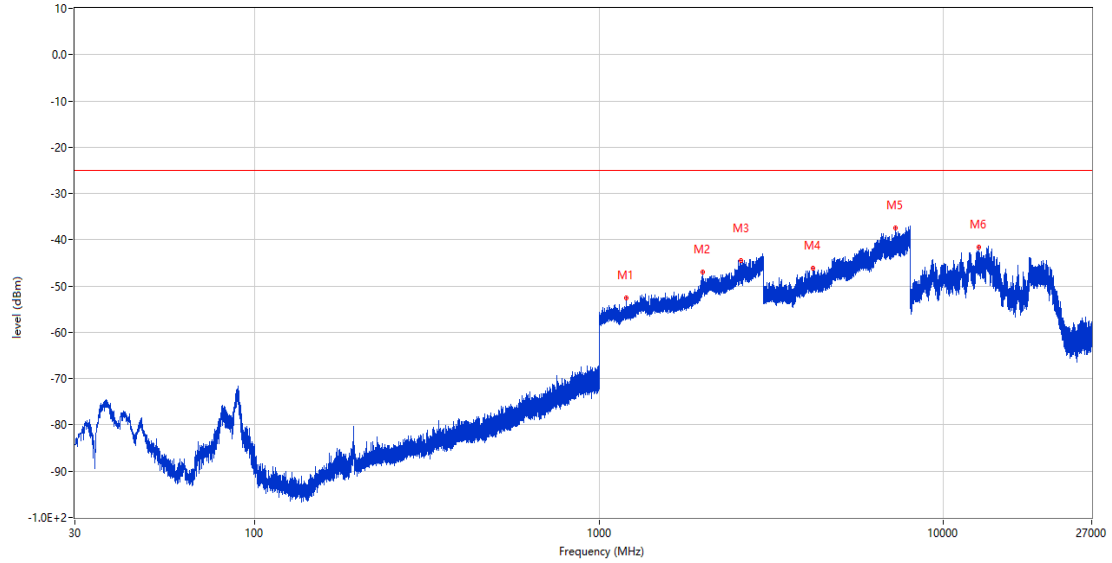
RSE-V&V LTE Band 38 BW5 CH38000



Frequency (MHz)	Result (dBm)	Factor (dB)	PK Limit (dBm)	Margin (dB)	Table (o)	ANT	EUT	Verdict
1428.800	-51.61	0.54	-25.0	26.61	12.00	Vertical	Vertical	Pass
2013.600	-46.83	4.28	-25.0	21.83	247.00	Vertical	Vertical	Pass
2593.900	-44.03	8.67	-25.0	19.03	259.00	Vertical	Vertical	N/A
3520.750	-47.81	6.61	-25.0	22.81	160.00	Vertical	Vertical	Pass
7407.250	-37.80	17.99	-25.0	12.80	139.00	Vertical	Vertical	Pass
13433.026	-41.30	16.28	-25.0	16.30	157.00	Vertical	Vertical	Pass

RSE-V&H LTE Band 38 BW5 CH38000

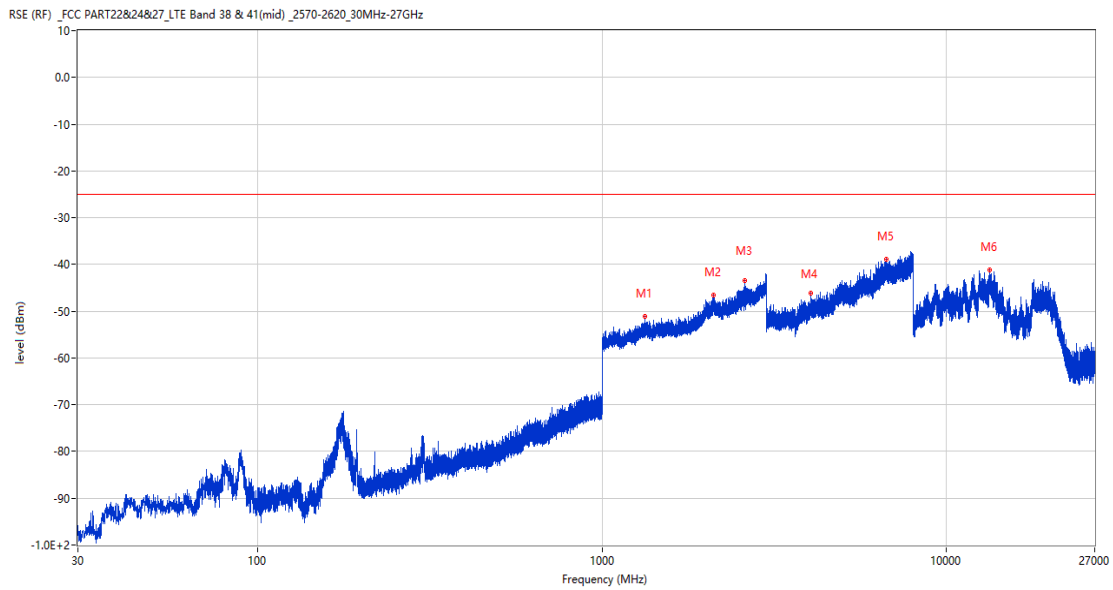
RSE (RF) _FCC PART22&24&27_LTE Band 38 & 41(mid) _2570-2620_30MHz-27GHz



Frequency (MHz)	Result (dBm)	Factor (dB)	PK Limit (dBm)	Margin (dB)	Table (o)	ANT	EUT	Verdict
1198.400	-52.62	-0.58	-25.0	27.62	132.00	Vertical	Horizontal	Pass
1999.700	-46.95	4.84	-25.0	21.95	178.00	Vertical	Horizontal	Pass
2586.800	-44.39	8.58	-25.0	19.39	253.00	Vertical	Horizontal	N/A
4195.000	-46.09	10.81	-25.0	21.09	4.00	Vertical	Horizontal	Pass
7253.000	-37.43	17.68	-25.0	12.43	203.00	Vertical	Horizontal	Pass
12719.126	-41.50	14.76	-25.0	16.50	73.00	Vertical	Horizontal	Pass

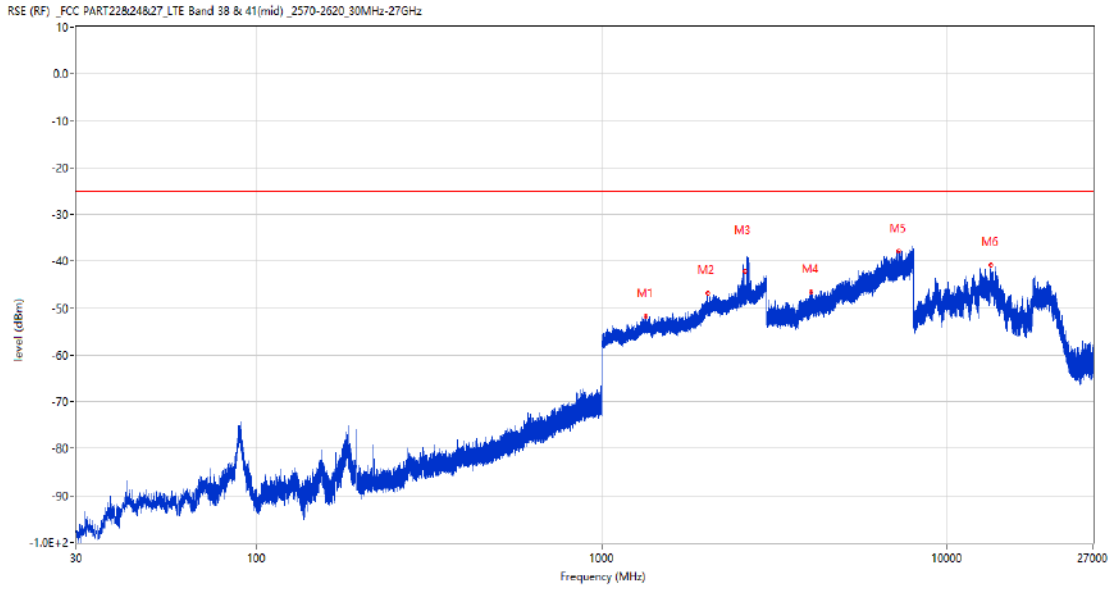
17.2 LTE Band 38 BW10, Middle Channel

RSE-H&H LTE Band 38 BW10 CH38000



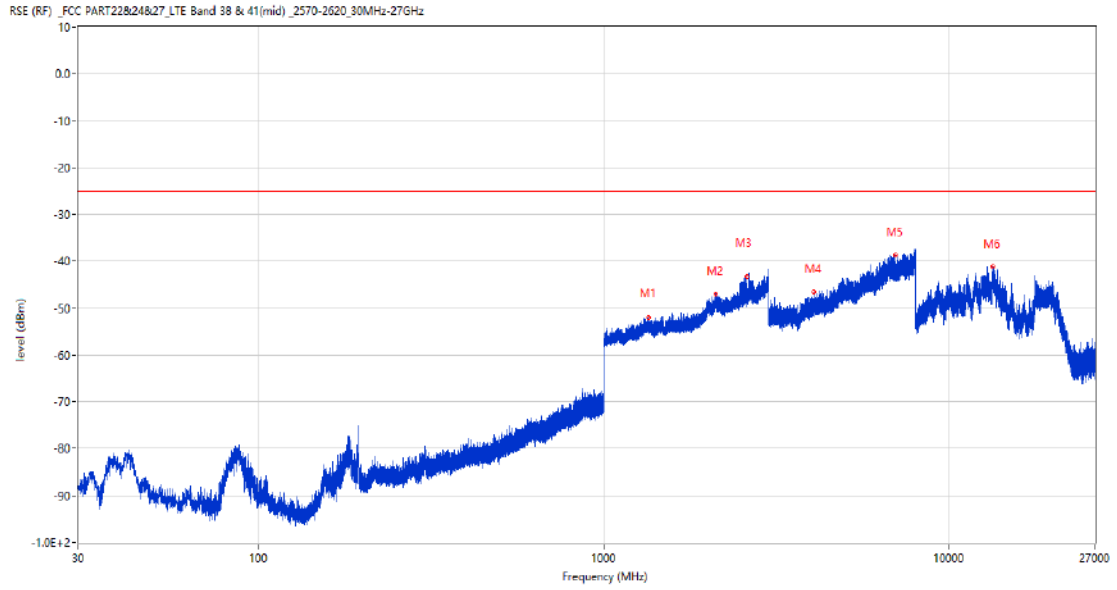
Frequency (MHz)	Result (dBm)	Factor (dB)	PK Limit (dBm)	Margin (dB)	Table (o)	ANT	EUT	Verdict
1333.100	-51.11	0.81	-25.0	26.11	153.00	Horizontal	Horizontal	Pass
2102.600	-46.65	5.49	-25.0	21.65	115.00	Horizontal	Horizontal	Pass
2591.500	-43.35	8.64	-25.0	18.35	9.00	Horizontal	Horizontal	N/A
4043.500	-46.10	10.39	-25.0	21.10	28.00	Horizontal	Horizontal	Pass
6682.750	-38.90	16.96	-25.0	13.90	280.00	Horizontal	Horizontal	Pass
13353.224	-41.26	16.57	-25.0	16.26	40.00	Horizontal	Horizontal	Pass

RSE-H&V LTE Band 38 BW10 CH38000



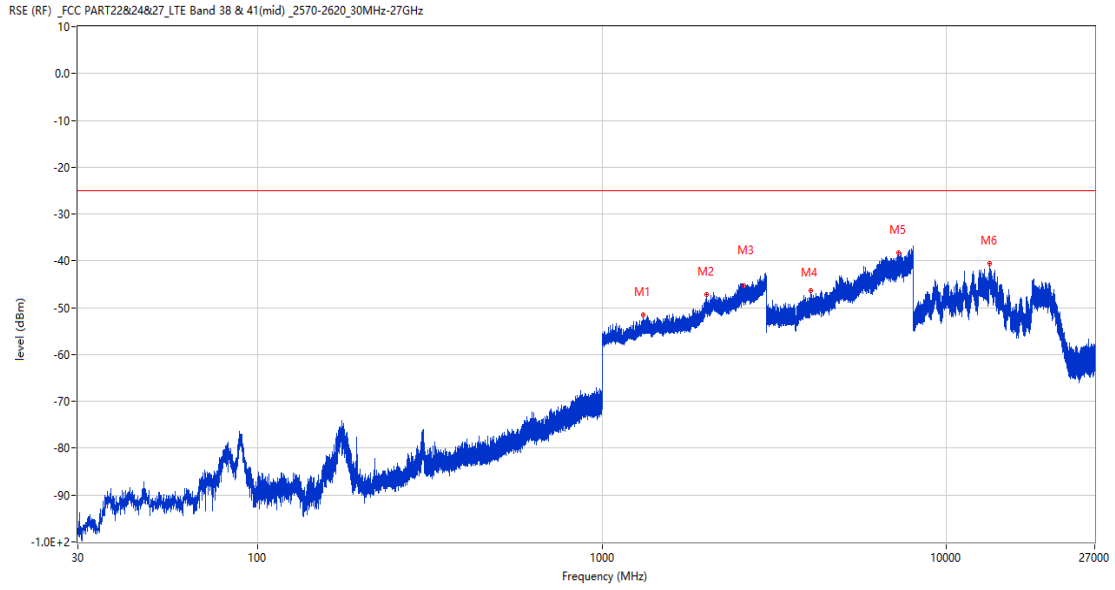
Frequency (MHz)	Result (dBm)	Factor (dB)	PK Limit (dBm)	Margin (dB)	Table (o)	ANT	EUT	Verdict
1343.300	-51.68	0.94	-25.0	26.68	89.00	Horizontal	Vertical	Pass
2018.600	-46.80	4.25	-25.0	21.80	140.00	Horizontal	Vertical	Pass
2591.400	-42.10	8.64	-25.0	17.10	190.00	Horizontal	Vertical	N/A
4041.500	-46.48	10.14	-25.0	21.48	170.00	Horizontal	Vertical	Pass
7253.250	-37.82	17.68	-25.0	12.82	170.00	Horizontal	Vertical	Pass
13403.888	-40.72	16.92	-25.0	15.72	360.00	Horizontal	Vertical	Pass

RSE-V&V LTE Band 38 BW10 CH38000



Frequency (MHz)	Result (dBm)	Factor (dB)	PK Limit (dBm)	Margin (dB)	Table (o)	ANT	EUT	Verdict
1348.000	-51.97	0.74	-25.0	26.97	289.00	Vertical	Vertical	Pass
2106.700	-47.01	5.57	-25.0	22.01	295.00	Vertical	Vertical	Pass
2591.400	-43.28	8.64	-25.0	18.28	314.00	Vertical	Vertical	N/A
4044.250	-46.58	10.42	-25.0	21.58	356.00	Vertical	Vertical	Pass
6995.000	-38.71	15.82	-25.0	13.71	203.00	Vertical	Vertical	Pass
13375.013	-41.20	16.78	-25.0	16.20	360.00	Vertical	Vertical	Pass

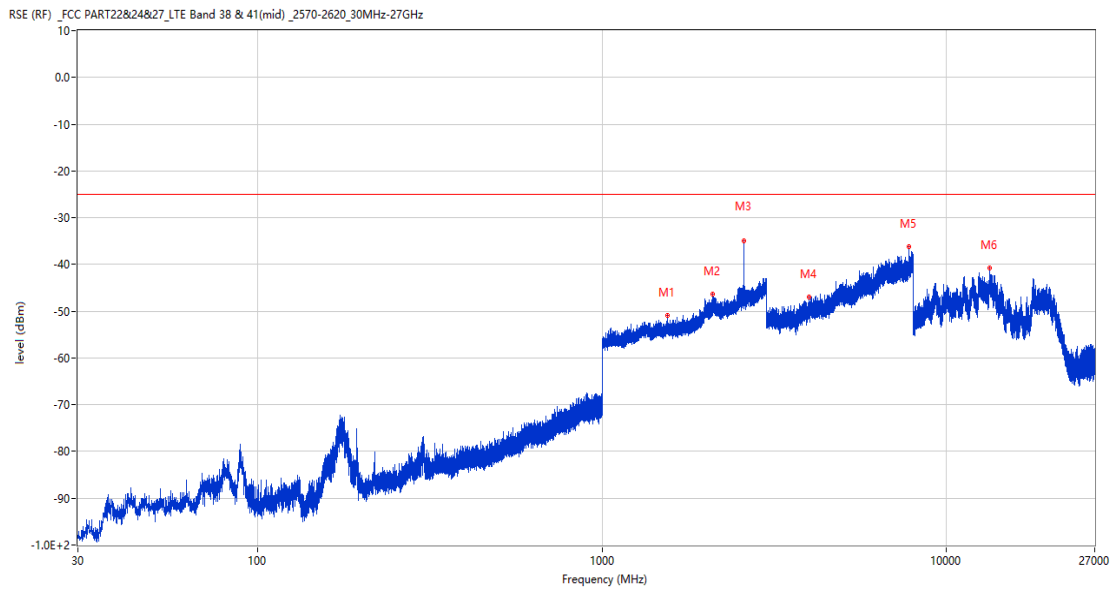
RSE-V&H LTE Band 38 BW10 CH38000



Frequency (MHz)	Result (dBm)	Factor (dB)	PK Limit (dBm)	Margin (dB)	Table (o)	ANT	EUT	Verdict
1315.700	-51.50	0.59	-25.0	26.50	233.00	Vertical	Horizontal	Pass
2008.000	-47.23	4.75	-25.0	22.23	283.00	Vertical	Horizontal	Pass
2589.800	-45.32	8.62	-25.0	20.32	160.00	Vertical	Horizontal	N/A
4040.500	-46.37	10.04	-25.0	21.37	243.00	Vertical	Horizontal	Pass
7267.750	-38.23	17.34	-25.0	13.23	356.00	Vertical	Horizontal	Pass
13345.613	-40.55	16.37	-25.0	15.55	135.00	Vertical	Horizontal	Pass

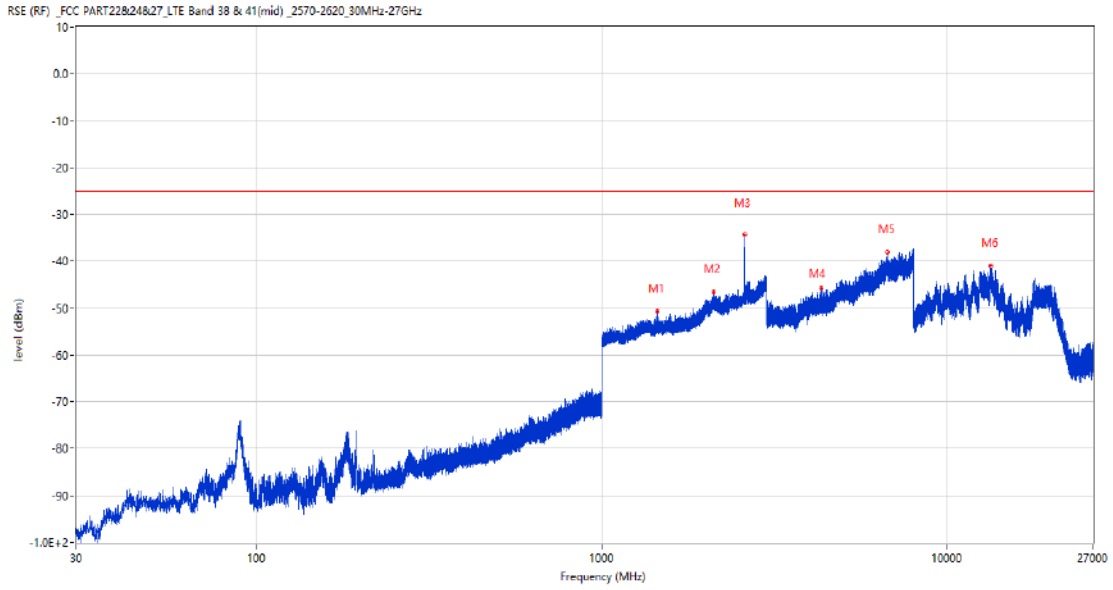
17.3 LTE Band 38 BW15, Middle Channel

RSE-H&H LTE Band 38 BW15 CH38000



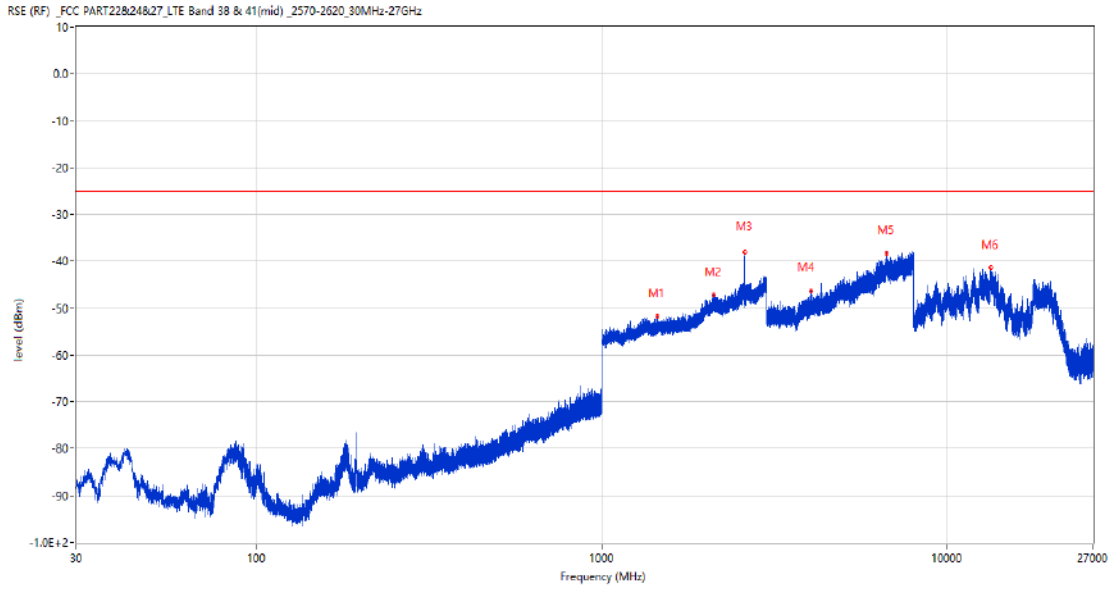
Frequency (MHz)	Result (dBm)	Factor (dB)	PK Limit (dBm)	Margin (dB)	Table (o)	ANT	EUT	Verdict
1547.900	-50.96	1.03	-25.0	25.96	220.00	Horizontal	Horizontal	Pass
2096.200	-46.38	5.71	-25.0	21.38	36.00	Horizontal	Horizontal	Pass
2589.300	-34.96	8.61	-25.0	9.96	332.00	Horizontal	Horizontal	N/A
3996.750	-47.01	9.93	-25.0	22.01	150.00	Horizontal	Horizontal	Pass
7785.250	-36.28	18.24	-25.0	11.28	8.00	Horizontal	Horizontal	Pass
13398.112	-40.72	16.99	-25.0	15.72	159.00	Horizontal	Horizontal	Pass

RSE-H&V LTE Band 38 BW15 CH38000



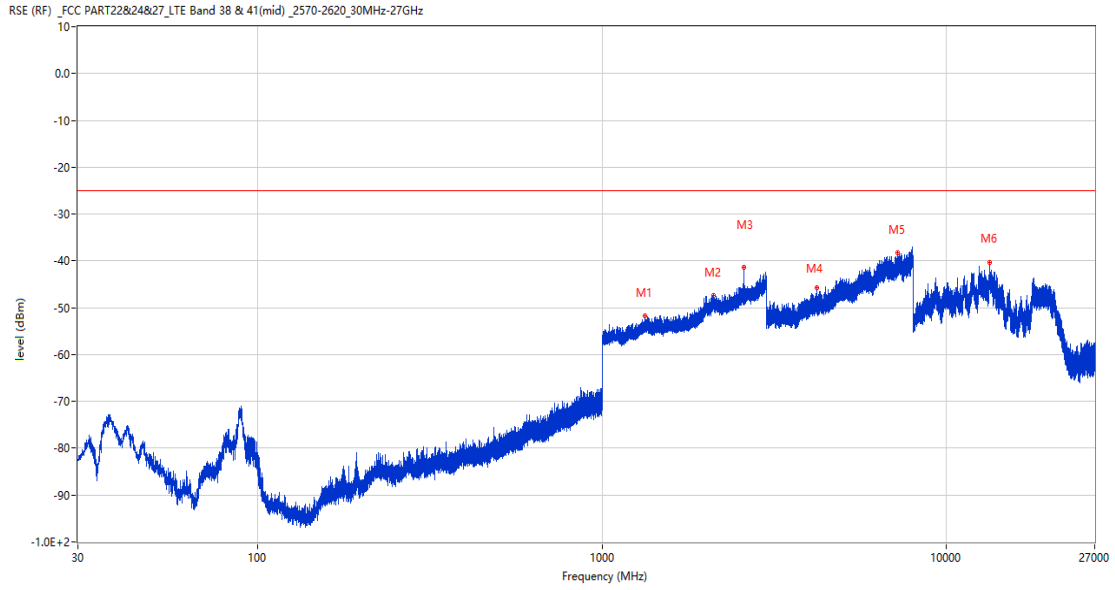
Frequency (MHz)	Result (dBm)	Factor (dB)	PK Limit (dBm)	Margin (dB)	Table (o)	ANT	EUT	Verdict
1448.500	-50.76	0.78	-25.0	25.76	30.00	Horizontal	Vertical	Pass
2109.900	-46.52	5.80	-25.0	21.52	36.00	Horizontal	Vertical	Pass
2589.200	-34.41	8.61	-25.0	9.41	183.00	Horizontal	Vertical	N/A
4314.750	-45.71	10.15	-25.0	20.71	148.00	Horizontal	Vertical	Pass
6701.750	-38.03	16.82	-25.0	13.03	127.00	Horizontal	Vertical	Pass
13351.388	-41.03	16.55	-25.0	16.03	179.00	Horizontal	Vertical	Pass

RSE-V&V LTE Band 38 BW15 CH38000



Frequency (MHz)	Result (dBm)	Factor (dB)	PK Limit (dBm)	Margin (dB)	Table (o)	ANT	EUT	Verdict
1443.600	-51.80	0.69	-25.0	26.80	36.00	Vertical	Vertical	Pass
2112.400	-47.22	5.53	-25.0	22.22	209.00	Vertical	Vertical	Pass
2589.000	-38.05	8.61	-25.0	13.05	265.00	Vertical	Vertical	N/A
4043.500	-46.25	10.39	-25.0	21.25	0.00	Vertical	Vertical	Pass
6670.250	-38.20	16.55	-25.0	13.20	116.00	Vertical	Vertical	Pass
13369.500	-41.43	16.72	-25.0	16.43	17.00	Vertical	Vertical	Pass

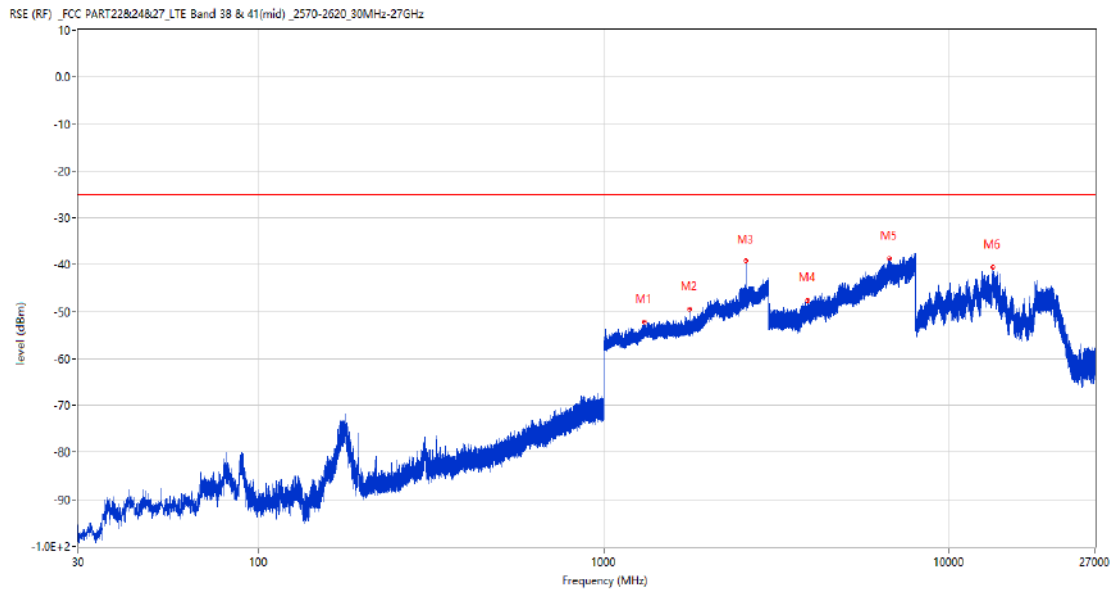
RSE-V&H LTE Band 38 BW15 CH38000



Frequency (MHz)	Result (dBm)	Factor (dB)	PK Limit (dBm)	Margin (dB)	Table (o)	ANT	EUT	Verdict
1328.600	-51.67	0.61	-25.0	26.67	173.00	Vertical	Horizontal	Pass
2111.000	-47.40	5.73	-25.0	22.40	265.00	Vertical	Horizontal	Pass
2589.400	-41.42	8.61	-25.0	16.42	161.00	Vertical	Horizontal	N/A
4211.500	-45.74	10.88	-25.0	20.74	73.00	Vertical	Horizontal	Pass
7212.250	-38.25	16.55	-25.0	13.25	305.00	Vertical	Horizontal	Pass
13405.987	-40.26	16.88	-25.0	15.26	321.00	Vertical	Horizontal	Pass

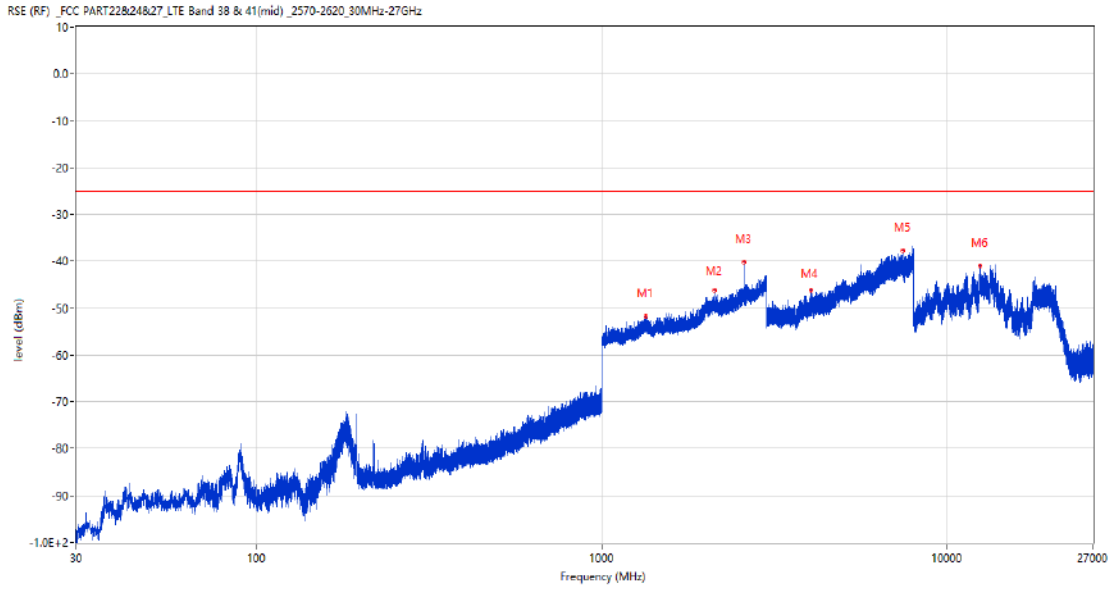
17.4 LTE Band 38 BW20, Middle Channel

RSE-H&H LTE Band 38 BW20 CH38000



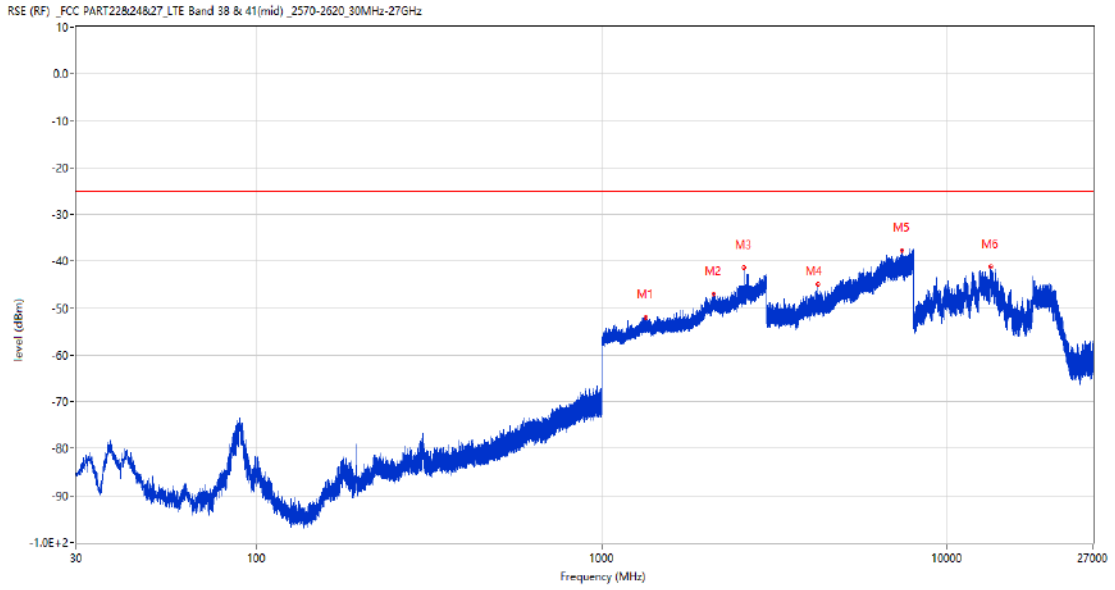
Frequency (MHz)	Result (dBm)	Factor (dB)	PK Limit (dBm)	Margin (dB)	Table (o)	ANT	EUT	Verdict
1310.000	-52.17	0.87	-25.0	27.17	109.00	Horizontal	Horizontal	Pass
1769.800	-49.52	1.17	-25.0	24.52	66.00	Horizontal	Horizontal	Pass
2586.800	-39.06	8.58	-25.0	14.06	21.00	Horizontal	Horizontal	N/A
3896.750	-47.56	10.27	-25.0	22.56	341.00	Horizontal	Horizontal	Pass
6699.500	-38.70	16.88	-25.0	13.70	104.00	Horizontal	Horizontal	Pass
13402.575	-40.50	16.95	-25.0	15.50	360.00	Horizontal	Horizontal	Pass

RSE-H&V LTE Band 38 BW20 CH38000



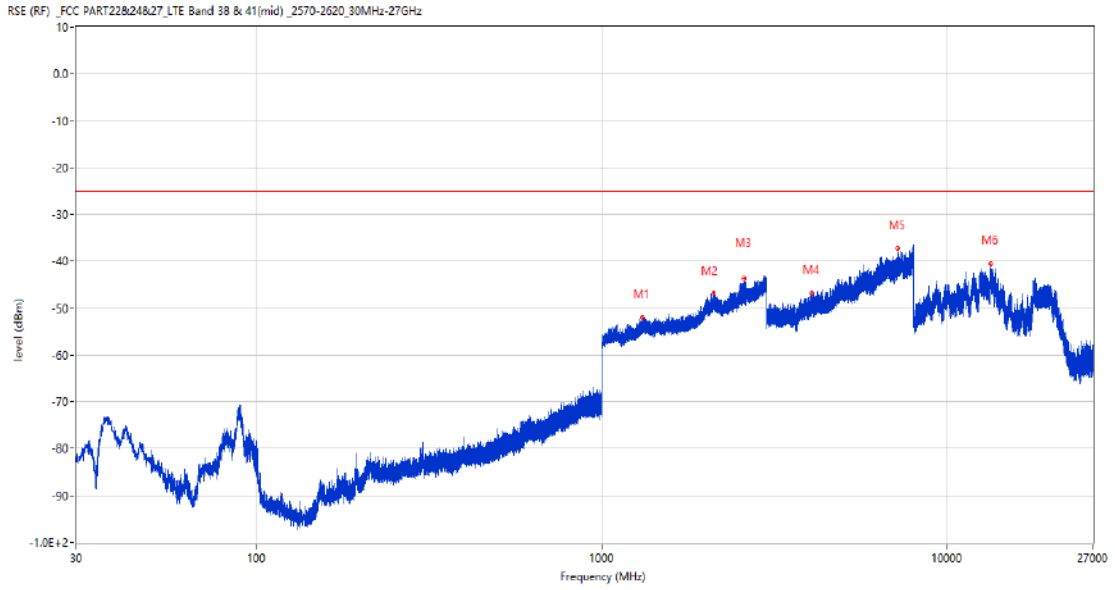
Frequency (MHz)	Result (dBm)	Factor (dB)	PK Limit (dBm)	Margin (dB)	Table (o)	ANT	EUT	Verdict
1338.400	-51.71	0.77	-25.0	26.71	230.00	Horizontal	Vertical	Pass
2115.000	-46.13	5.17	-25.0	21.13	52.00	Horizontal	Vertical	Pass
2587.000	-40.23	8.58	-25.0	15.23	193.00	Horizontal	Vertical	N/A
4038.750	-46.17	9.94	-25.0	21.17	0.00	Horizontal	Vertical	Pass
7453.750	-37.66	16.27	-25.0	12.66	288.00	Horizontal	Vertical	Pass
12464.763	-40.99	14.40	-25.0	15.99	208.00	Horizontal	Vertical	Pass

RSE-V&V LTE Band 38 BW20 CH38000



Frequency (MHz)	Result (dBm)	Factor (dB)	PK Limit (dBm)	Margin (dB)	Table (o)	ANT	EUT	Verdict
1342.100	-51.99	0.94	-25.0	26.99	290.00	Vertical	Vertical	Pass
2106.400	-46.94	5.49	-25.0	21.94	24.00	Vertical	Vertical	Pass
2586.700	-41.35	8.58	-25.0	16.35	259.00	Vertical	Vertical	N/A
4222.500	-45.00	10.20	-25.0	20.00	204.00	Vertical	Vertical	Pass
7412.500	-37.65	18.13	-25.0	12.65	83.00	Vertical	Vertical	Pass
13391.549	-41.20	16.93	-25.0	16.20	360.00	Vertical	Vertical	Pass

RSE-V&H LTE Band 38 BW20 CH38000

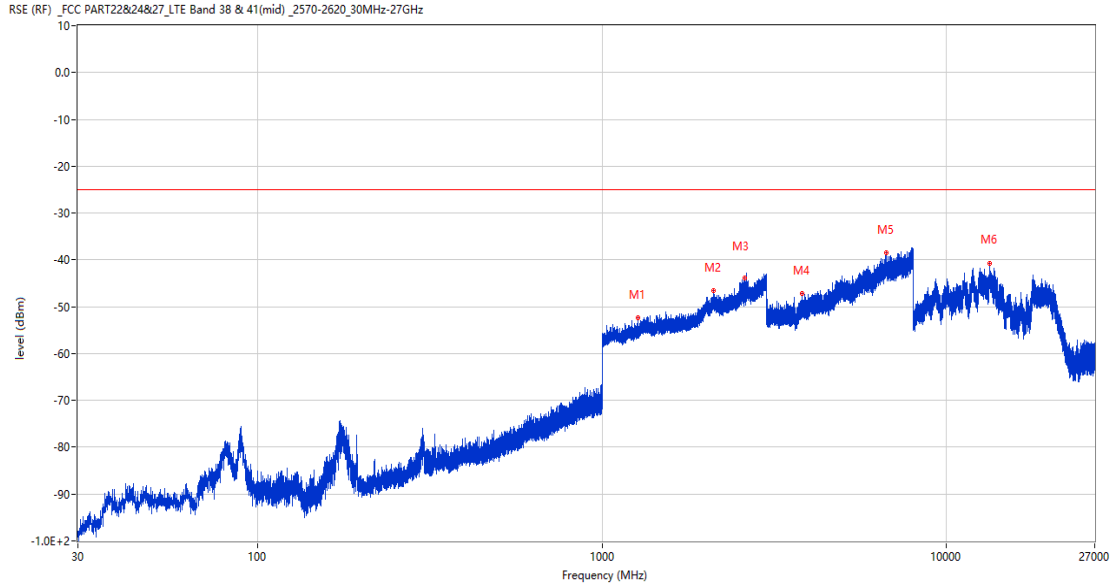


Frequency (MHz)	Result (dBm)	Factor (dB)	PK Limit (dBm)	Margin (dB)	Table (o)	ANT	EUT	Verdict
1311.300	-51.97	0.90	-25.0	26.97	252.00	Vertical	Horizontal	Pass
2107.900	-46.85	5.74	-25.0	21.85	209.00	Vertical	Horizontal	Pass
2587.600	-43.67	8.59	-25.0	18.67	196.00	Vertical	Horizontal	N/A
4061.500	-46.86	10.67	-25.0	21.86	0.00	Vertical	Horizontal	Pass
7178.250	-37.26	15.89	-25.0	12.26	190.00	Vertical	Horizontal	Pass
13401.000	-40.47	16.99	-25.0	15.47	182.00	Vertical	Horizontal	Pass

18 LTE Band 41

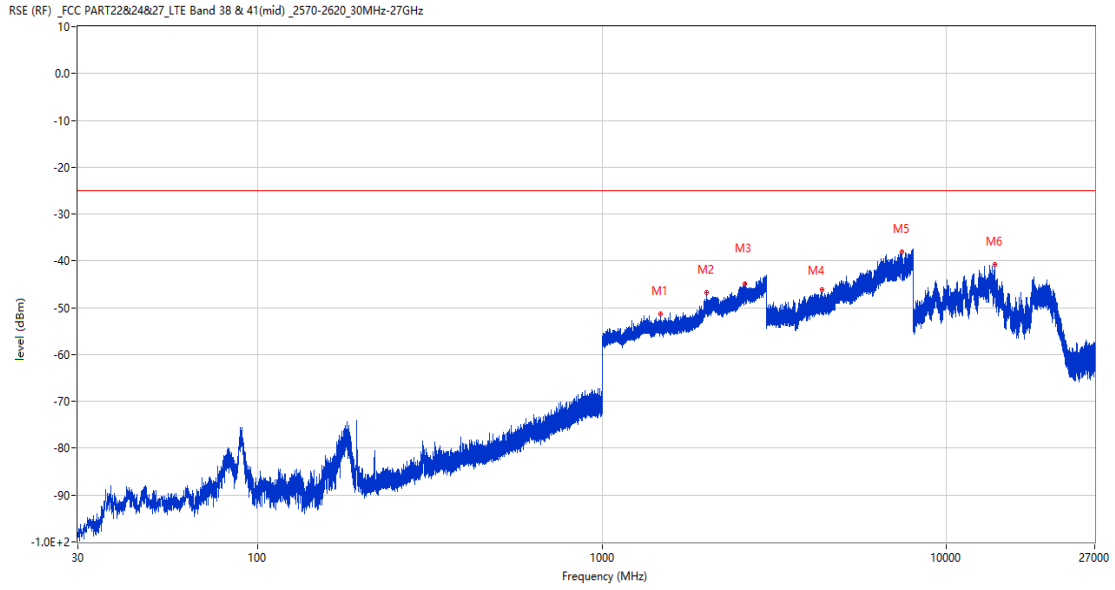
18.1 LTE Band 41 BW5, Middle Channel

RSE-H&H LTE Band 41 BW5 CH40620



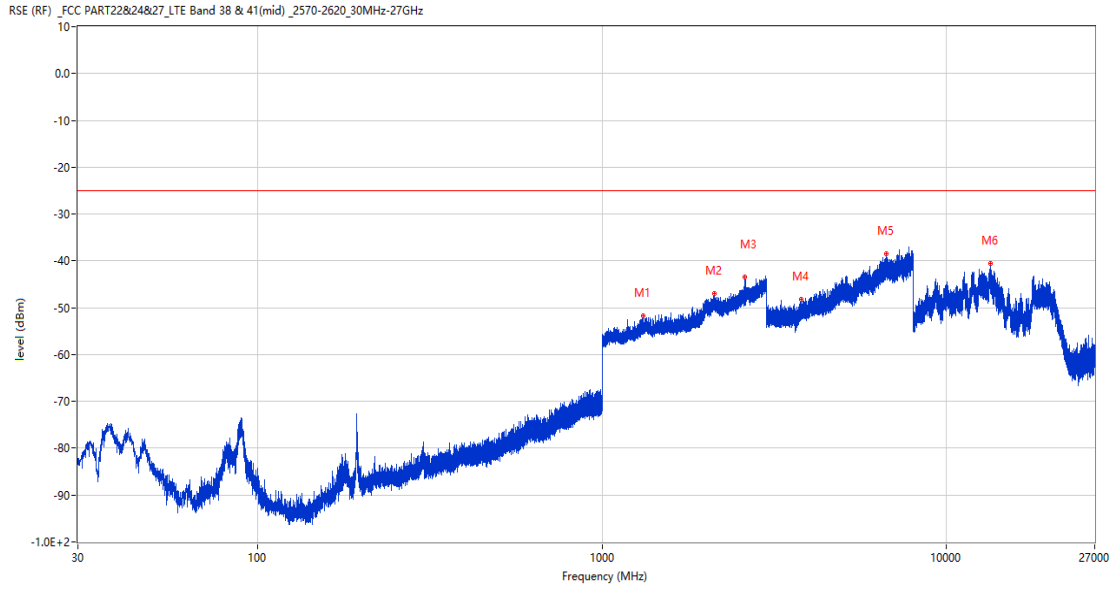
Frequency (MHz)	Result (dBm)	Factor (dB)	PK Limit (dBm)	Margin (dB)	Table (o)	ANT	EUT	Verdict
1272.800	-52.43	-0.25	-25.0	27.43	307.00	Horizontal	Horizontal	Pass
2110.600	-46.52	5.81	-25.0	21.52	73.00	Horizontal	Horizontal	Pass
2591.700	-43.95	8.64	-25.0	18.95	16.00	Horizontal	Horizontal	N/A
3814.750	-47.09	9.06	-25.0	22.09	360.00	Horizontal	Horizontal	Pass
6712.000	-38.48	16.63	-25.0	13.48	226.00	Horizontal	Horizontal	Pass
13395.488	-40.65	16.97	-25.0	15.65	360.00	Horizontal	Horizontal	Pass

RSE-H&V LTE Band 41 BW5 CH40620



Frequency (MHz)	Result (dBm)	Factor (dB)	PK Limit (dBm)	Margin (dB)	Table (o)	ANT	EUT	Verdict
1479.900	-51.40	0.61	-25.0	26.40	123.00	Horizontal	Vertical	Pass
2013.500	-46.74	4.28	-25.0	21.74	360.00	Horizontal	Vertical	Pass
2591.200	-44.94	8.64	-25.0	19.94	170.00	Horizontal	Vertical	N/A
4364.000	-46.16	11.00	-25.0	21.16	10.00	Horizontal	Vertical	Pass
7419.250	-38.02	18.15	-25.0	13.02	111.00	Horizontal	Vertical	Pass
13810.500	-40.79	16.76	-25.0	15.79	201.00	Horizontal	Vertical	Pass

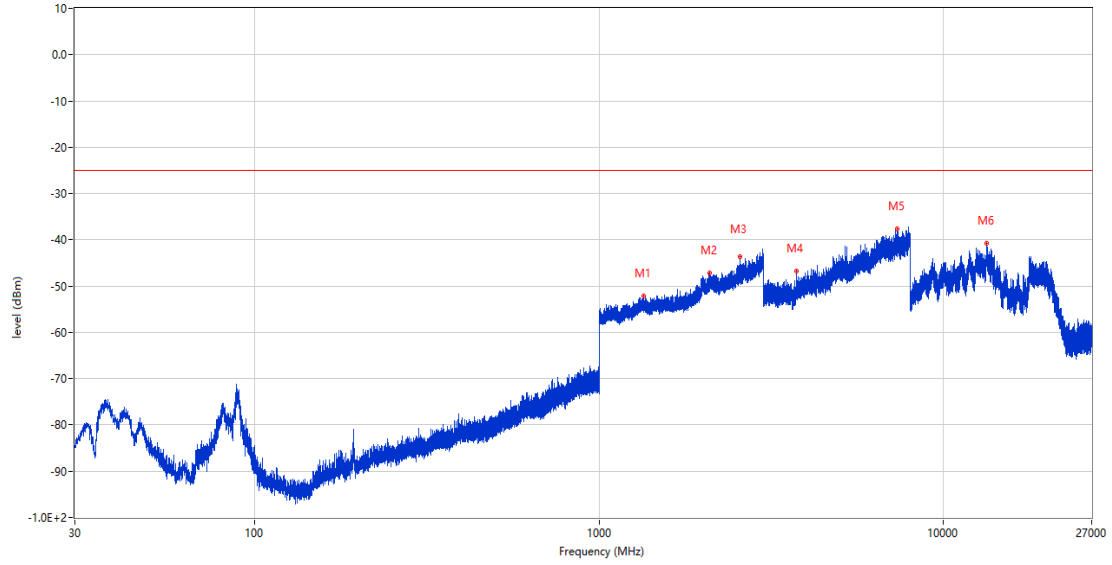
RSE-V&V LTE Band 41 BW5 CH40620



Frequency (MHz)	Result (dBm)	Factor (dB)	PK Limit (dBm)	Margin (dB)	Table (o)	ANT	EUT	Verdict
1314.700	-51.83	0.63	-25.0	26.83	-1.00	Vertical	Vertical	Pass
2118.500	-47.03	5.00	-25.0	22.03	178.00	Vertical	Vertical	Pass
2591.700	-43.45	8.64	-25.0	18.45	338.00	Vertical	Vertical	N/A
3791.250	-48.30	8.96	-25.0	23.30	311.00	Vertical	Vertical	Pass
6690.000	-38.43	17.02	-25.0	13.43	9.00	Vertical	Vertical	Pass
13417.275	-40.61	16.63	-25.0	15.61	111.00	Vertical	Vertical	Pass

RSE-V&H LTE Band 41 BW5 CH40620

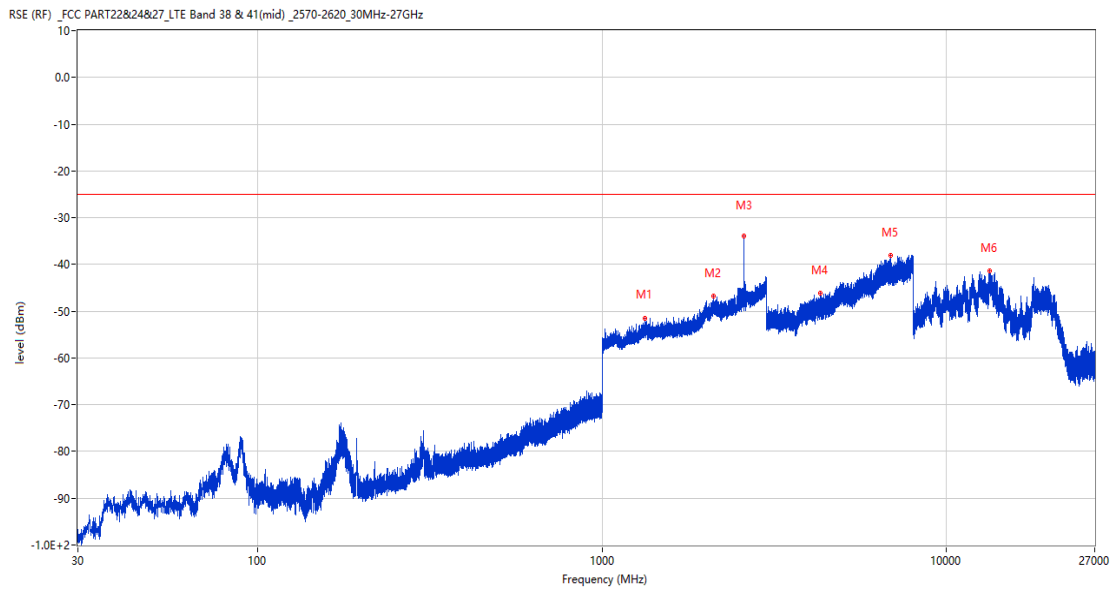
RSE (RF) _FCC PART22&24&27_LTE Band 38 & 41(mid) _2570-2620_30MHz-27GHz



Frequency (MHz)	Result (dBm)	Factor (dB)	PK Limit (dBm)	Margin (dB)	Table (o)	ANT	EUT	Verdict
1351.300	-52.16	0.63	-25.0	27.16	38.00	Vertical	Horizontal	Pass
2099.200	-47.19	5.74	-25.0	22.19	209.00	Vertical	Horizontal	Pass
2569.600	-43.64	8.37	-25.0	18.64	218.00	Vertical	Horizontal	Pass
3744.250	-46.86	9.13	-25.0	21.86	0.00	Vertical	Horizontal	Pass
7338.750	-37.58	17.07	-25.0	12.58	321.00	Vertical	Horizontal	Pass
13372.912	-40.74	16.76	-25.0	15.74	63.00	Vertical	Horizontal	Pass

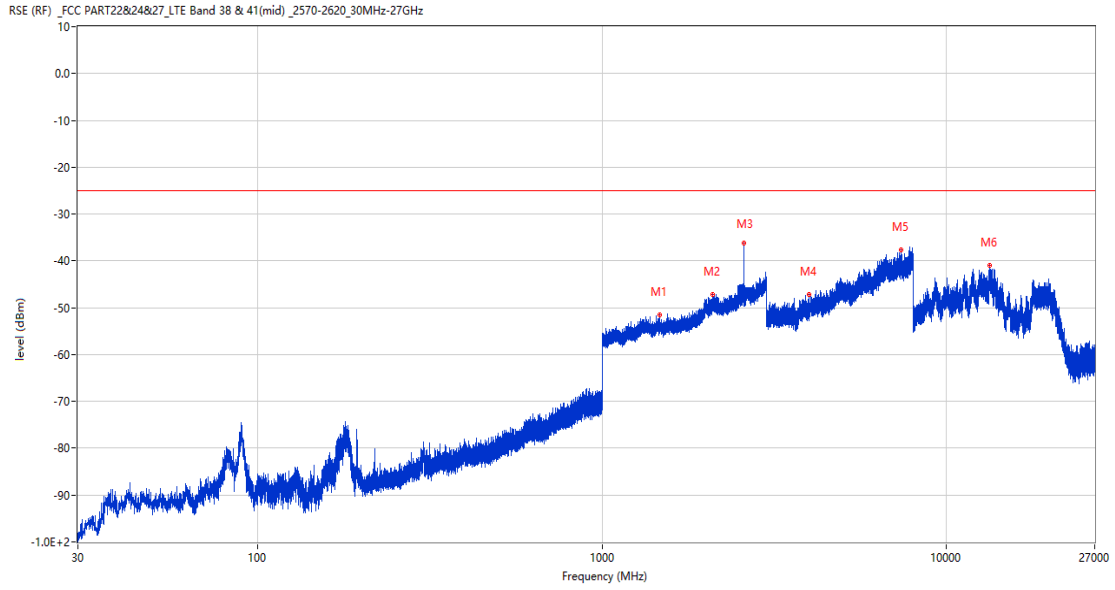
18.2 LTE Band 41 BW10, Middle Channel

RSE-H&H LTE Band 41 BW10 CH40620



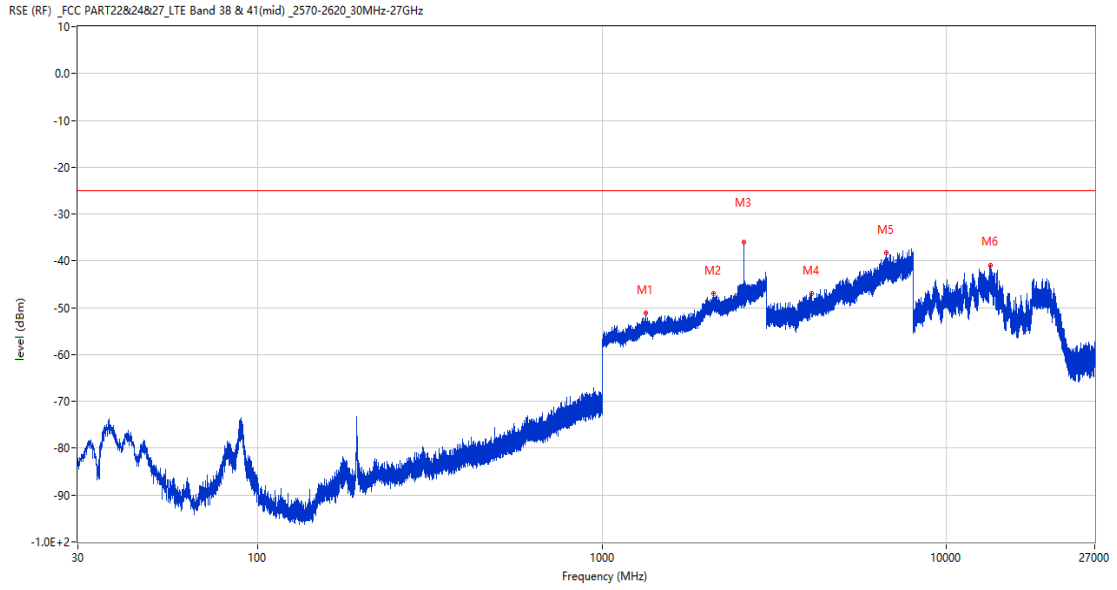
Frequency (MHz)	Result (dBm)	Factor (dB)	PK Limit (dBm)	Margin (dB)	Table (o)	ANT	EUT	Verdict
1330.200	-51.44	0.65	-25.0	26.44	40.00	Horizontal	Horizontal	Pass
2108.300	-46.75	5.73	-25.0	21.75	252.00	Horizontal	Horizontal	Pass
2589.400	-33.96	8.61	-25.0	8.96	12.00	Horizontal	Horizontal	N/A
4307.000	-46.09	10.70	-25.0	21.09	126.00	Horizontal	Horizontal	Pass
6881.000	-38.04	16.11	-25.0	13.04	292.00	Horizontal	Horizontal	Pass
13386.037	-41.36	16.88	-25.0	16.36	0.00	Horizontal	Horizontal	Pass

RSE-H&V LTE Band 41 BW10 CH40620



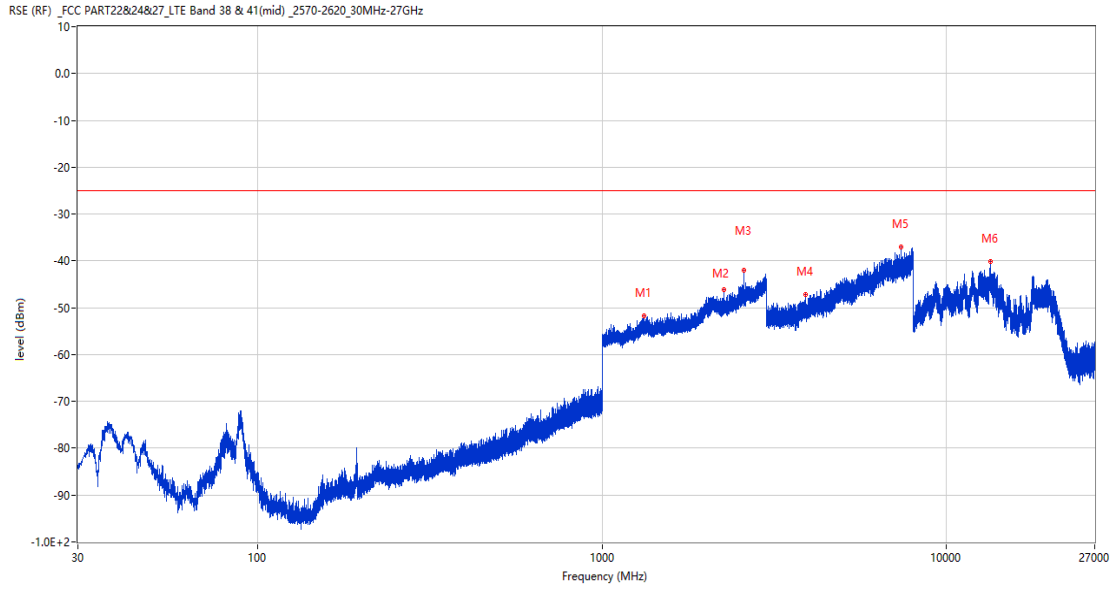
Frequency (MHz)	Result (dBm)	Factor (dB)	PK Limit (dBm)	Margin (dB)	Table (o)	ANT	EUT	Verdict
1472.700	-51.54	0.54	-25.0	26.54	105.00	Horizontal	Vertical	Pass
2093.100	-47.13	5.30	-25.0	22.13	114.00	Horizontal	Vertical	Pass
2589.500	-36.29	8.62	-25.0	11.29	172.00	Horizontal	Vertical	N/A
3992.250	-47.24	9.69	-25.0	22.24	298.00	Horizontal	Vertical	Pass
7404.000	-37.74	17.88	-25.0	12.74	78.00	Horizontal	Vertical	Pass
13358.474	-41.02	16.62	-25.0	16.02	17.00	Horizontal	Vertical	Pass

RSE-V&V LTE Band 41 BW10 CH40620



Frequency (MHz)	Result (dBm)	Factor (dB)	PK Limit (dBm)	Margin (dB)	Table (o)	ANT	EUT	Verdict
1340.600	-51.07	0.99	-25.0	26.07	121.00	Vertical	Vertical	Pass
2113.600	-46.90	5.40	-25.0	21.90	168.00	Vertical	Vertical	Pass
2589.300	-36.08	8.61	-25.0	11.08	234.00	Vertical	Vertical	N/A
4056.500	-46.95	10.97	-25.0	21.95	59.00	Vertical	Vertical	Pass
6698.500	-38.37	16.90	-25.0	13.37	360.00	Vertical	Vertical	Pass
13423.050	-40.87	16.50	-25.0	15.87	273.00	Vertical	Vertical	Pass

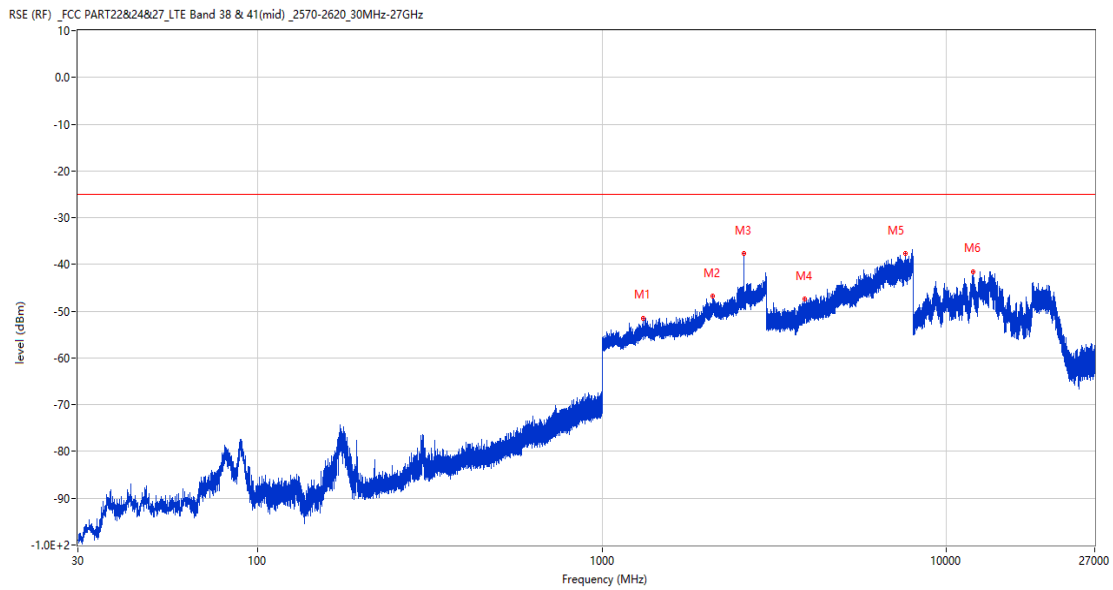
RSE-V&H LTE Band 41 BW10 CH40620



Frequency (MHz)	Result (dBm)	Factor (dB)	PK Limit (dBm)	Margin (dB)	Table (o)	ANT	EUT	Verdict
1321.000	-51.73	0.63	-25.0	26.73	101.00	Vertical	Horizontal	Pass
2254.400	-46.14	5.41	-25.0	21.14	205.00	Vertical	Horizontal	Pass
2589.300	-42.04	8.61	-25.0	17.04	195.00	Vertical	Horizontal	N/A
3899.000	-47.11	10.23	-25.0	22.11	43.00	Vertical	Horizontal	Pass
7397.750	-37.03	17.72	-25.0	12.03	60.00	Vertical	Horizontal	Pass
13409.138	-40.14	16.81	-25.0	15.14	203.00	Vertical	Horizontal	Pass

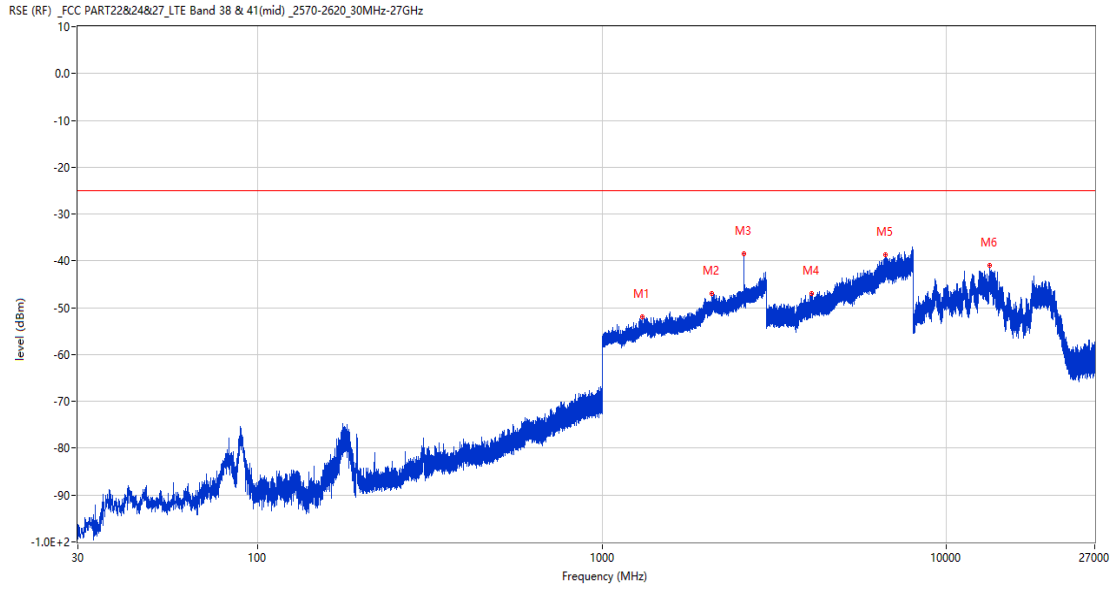
18.3 LTE Band 41 BW15, Middle Channel

RSE-H&H LTE Band 41 BW15 CH40620



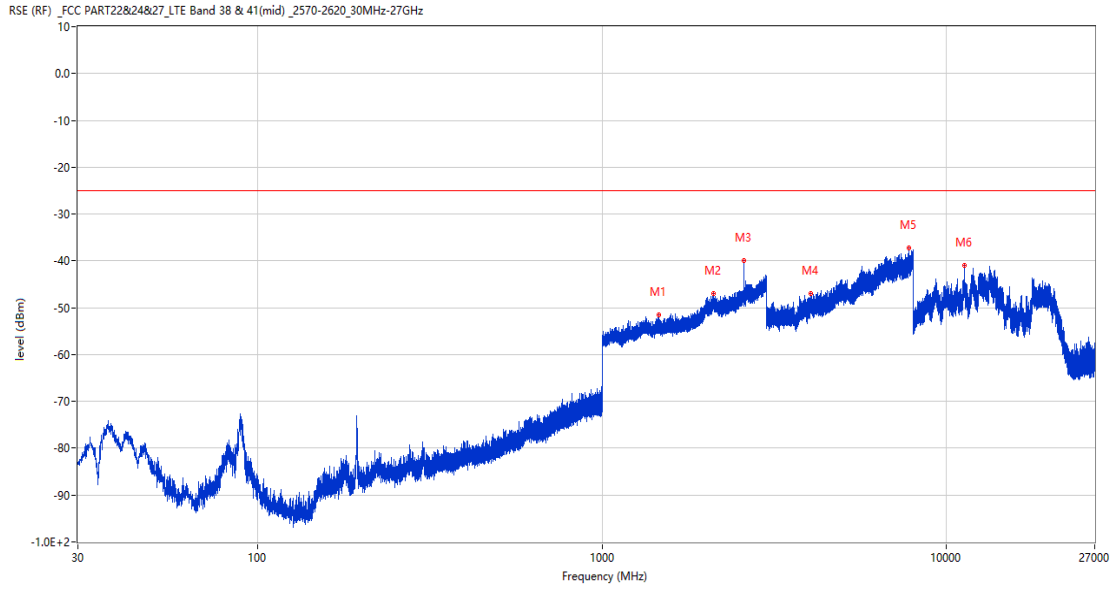
Frequency (MHz)	Result (dBm)	Factor (dB)	PK Limit (dBm)	Margin (dB)	Table (o)	ANT	EUT	Verdict
1316.500	-51.43	0.51	-25.0	26.43	289.00	Horizontal	Horizontal	Pass
2099.300	-46.85	5.75	-25.0	21.85	195.00	Horizontal	Horizontal	Pass
2587.300	-37.74	8.59	-25.0	12.74	317.00	Horizontal	Horizontal	N/A
3882.750	-47.33	9.40	-25.0	22.33	344.00	Horizontal	Horizontal	Pass
7619.750	-37.73	17.13	-25.0	12.73	278.00	Horizontal	Horizontal	Pass
11997.125	-41.48	13.83	-25.0	16.48	208.00	Horizontal	Horizontal	Pass

RSE-H&V LTE Band 41 BW15 CH40620



Frequency (MHz)	Result (dBm)	Factor (dB)	PK Limit (dBm)	Margin (dB)	Table (o)	ANT	EUT	Verdict
1306.800	-51.91	0.68	-25.0	26.91	360.00	Horizontal	Vertical	Pass
2079.200	-46.98	5.66	-25.0	21.98	360.00	Horizontal	Vertical	Pass
2587.400	-38.45	8.59	-25.0	13.45	180.00	Horizontal	Vertical	N/A
4060.250	-46.91	10.78	-25.0	21.91	10.00	Horizontal	Vertical	Pass
6672.750	-38.76	16.62	-25.0	13.76	310.00	Horizontal	Vertical	Pass
13396.799	-41.06	16.98	-25.0	16.06	322.00	Horizontal	Vertical	Pass

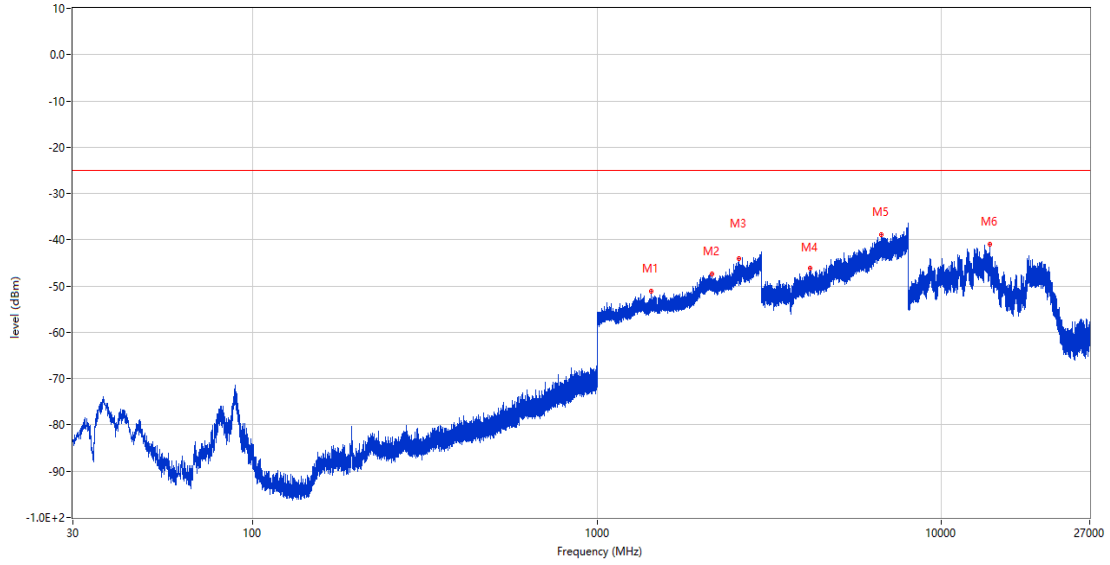
RSE-V&V LTE Band 41 BW15 CH40620



Frequency (MHz)	Result (dBm)	Factor (dB)	PK Limit (dBm)	Margin (dB)	Table (o)	ANT	EUT	Verdict
1459.000	-51.57	0.70	-25.0	26.57	141.00	Vertical	Vertical	Pass
2104.400	-47.03	5.47	-25.0	22.03	217.00	Vertical	Vertical	Pass
2587.200	-40.00	8.59	-25.0	15.00	226.00	Vertical	Vertical	N/A
4049.500	-46.94	10.87	-25.0	21.94	360.00	Vertical	Vertical	Pass
7801.250	-37.30	18.18	-25.0	12.30	195.00	Vertical	Vertical	Pass
11292.463	-40.90	13.37	-25.0	15.90	1.00	Vertical	Vertical	Pass

RSE-V&H LTE Band 41 BW15 CH40620

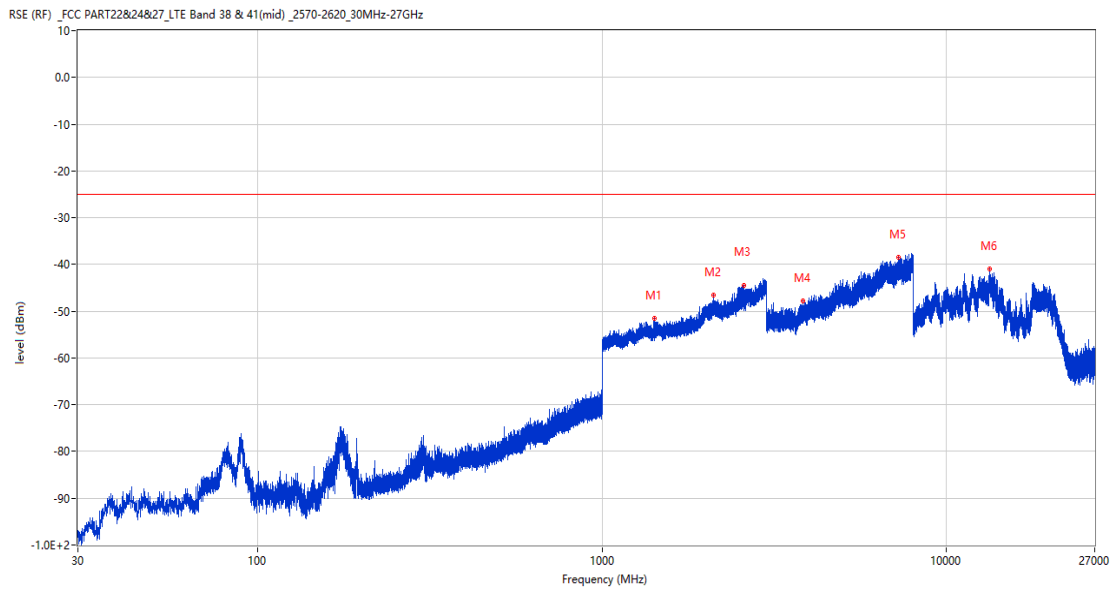
RSE (RF) _FCC PART22&24&27_LTE Band 38 & 41(mid) _2570-2620_30MHz-27GHz



Frequency (MHz)	Result (dBm)	Factor (dB)	PK Limit (dBm)	Margin (dB)	Table (o)	ANT	EUT	Verdict
1433.700	-51.21	0.64	-25.0	26.21	47.00	Vertical	Horizontal	Pass
2153.700	-47.45	5.09	-25.0	22.45	308.00	Vertical	Horizontal	Pass
2587.400	-44.05	8.59	-25.0	19.05	160.00	Vertical	Horizontal	N/A
4166.500	-46.06	10.13	-25.0	21.06	94.00	Vertical	Horizontal	Pass
6692.250	-38.85	16.98	-25.0	13.85	211.00	Vertical	Horizontal	Pass
13814.700	-41.06	16.67	-25.0	16.06	155.00	Vertical	Horizontal	Pass

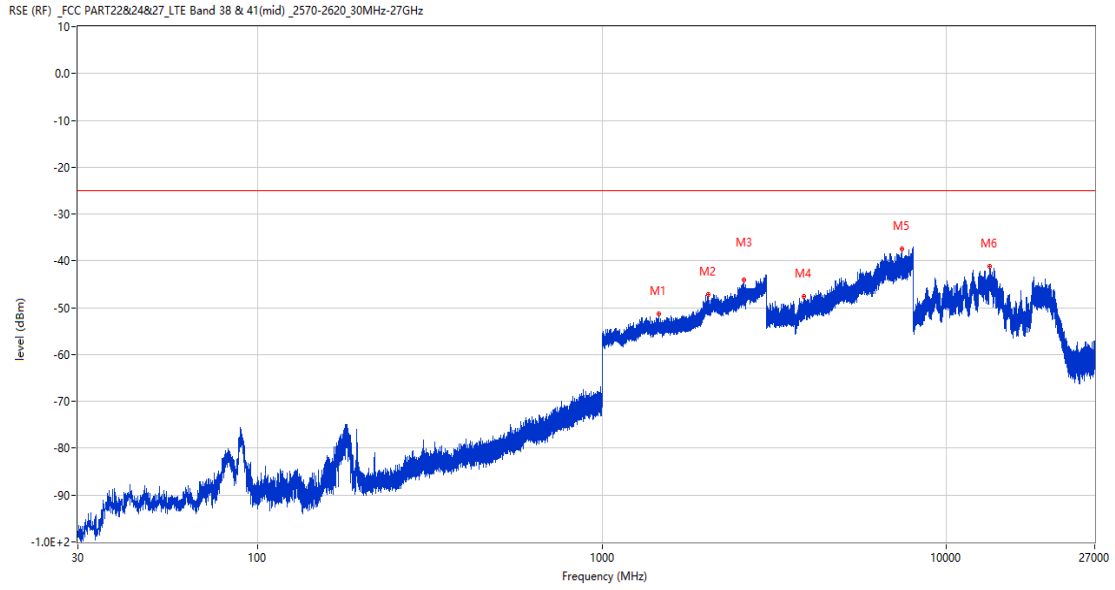
18.4 LTE Band 41 BW20, Middle Channel

RSE-H&H LTE Band 41 BW20 CH40620



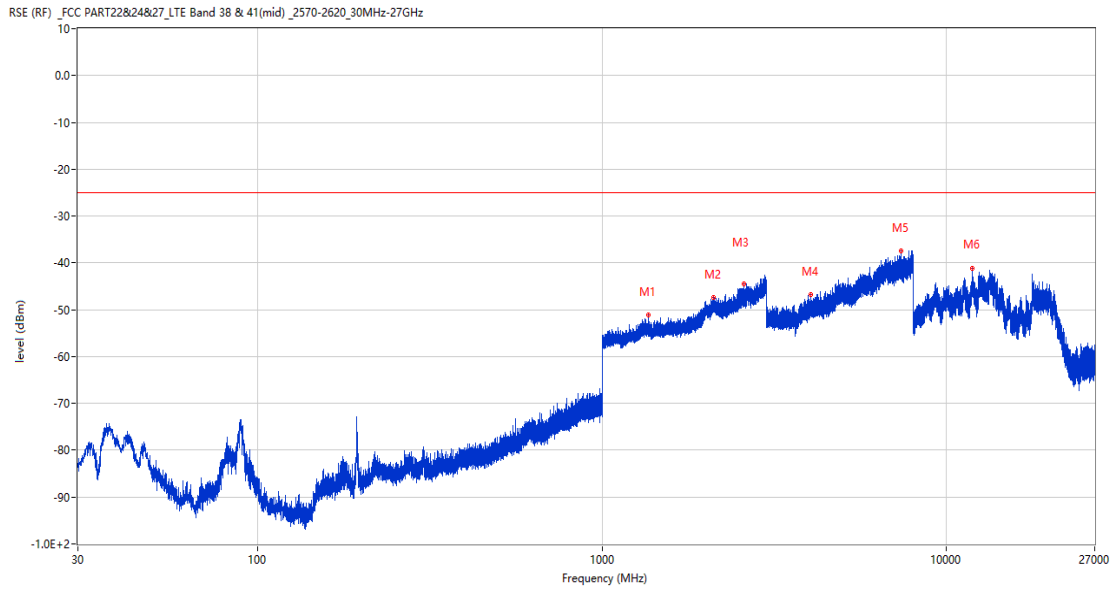
Frequency (MHz)	Result (dBm)	Factor (dB)	PK Limit (dBm)	Margin (dB)	Table (o)	ANT	EUT	Verdict
1422.600	-51.63	0.32	-25.0	26.63	69.00	Horizontal	Horizontal	Pass
2104.900	-46.61	5.48	-25.0	21.61	3.00	Horizontal	Horizontal	Pass
2584.900	-44.46	8.56	-25.0	19.46	20.00	Horizontal	Horizontal	N/A
3840.750	-47.76	9.27	-25.0	22.76	329.00	Horizontal	Horizontal	Pass
7262.000	-38.40	17.63	-25.0	13.40	178.00	Horizontal	Horizontal	Pass
13362.675	-41.04	16.66	-25.0	16.04	332.00	Horizontal	Horizontal	Pass

RSE-H&V LTE Band 41 BW20 CH40620



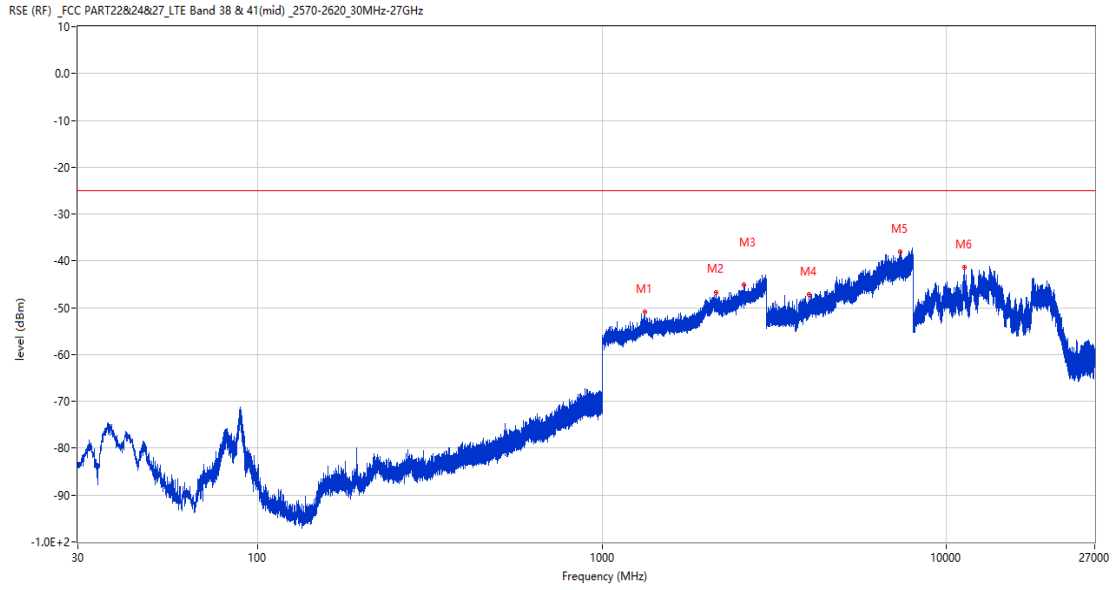
Frequency (MHz)	Result (dBm)	Factor (dB)	PK Limit (dBm)	Margin (dB)	Table (o)	ANT	EUT	Verdict
1459.800	-51.42	0.70	-25.0	26.42	110.00	Horizontal	Vertical	Pass
2037.300	-47.24	4.48	-25.0	22.24	129.00	Horizontal	Vertical	Pass
2590.200	-44.12	8.62	-25.0	19.12	360.00	Horizontal	Vertical	N/A
3851.250	-47.69	9.45	-25.0	22.69	361.00	Horizontal	Vertical	Pass
7415.250	-37.49	18.17	-25.0	12.49	261.00	Horizontal	Vertical	Pass
13354.276	-41.24	16.58	-25.0	16.24	203.00	Horizontal	Vertical	Pass

RSE-V&V LTE Band 41 BW20 CH40620



Frequency (MHz)	Result (dBm)	Factor (dB)	PK Limit (dBm)	Margin (dB)	Table (o)	ANT	EUT	Verdict
1367.100	-51.15	0.74	-25.0	26.15	85.00	Vertical	Vertical	Pass
2109.700	-47.38	5.78	-25.0	22.38	234.00	Vertical	Vertical	Pass
2585.000	-44.47	8.56	-25.0	19.47	234.00	Vertical	Vertical	N/A
4032.250	-46.83	9.51	-25.0	21.83	60.00	Vertical	Vertical	Pass
7402.500	-37.52	17.85	-25.0	12.52	245.00	Vertical	Vertical	Pass
11895.000	-41.07	13.86	-25.0	16.07	140.00	Vertical	Vertical	Pass

RSE-V&H LTE Band 41 BW20 CH40620

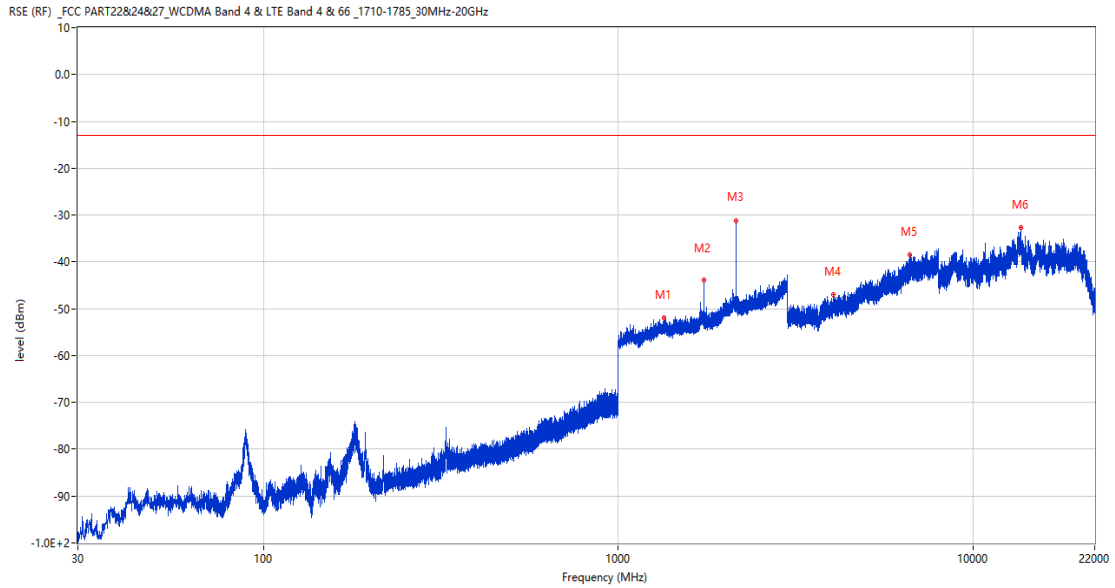


Frequency (MHz)	Result (dBm)	Factor (dB)	PK Limit (dBm)	Margin (dB)	Table (o)	ANT	EUT	Verdict
1331.900	-50.93	0.76	-25.0	25.93	43.00	Vertical	Horizontal	Pass
2143.700	-46.68	5.48	-25.0	21.68	202.00	Vertical	Horizontal	Pass
2587.900	-45.06	8.60	-25.0	20.06	117.00	Vertical	Horizontal	N/A
3994.750	-47.11	9.89	-25.0	22.11	242.00	Vertical	Horizontal	Pass
7355.500	-38.00	17.21	-25.0	13.00	109.00	Vertical	Horizontal	Pass
11317.401	-41.46	13.00	-25.0	16.46	1.00	Vertical	Horizontal	Pass

19 LTE Band 66

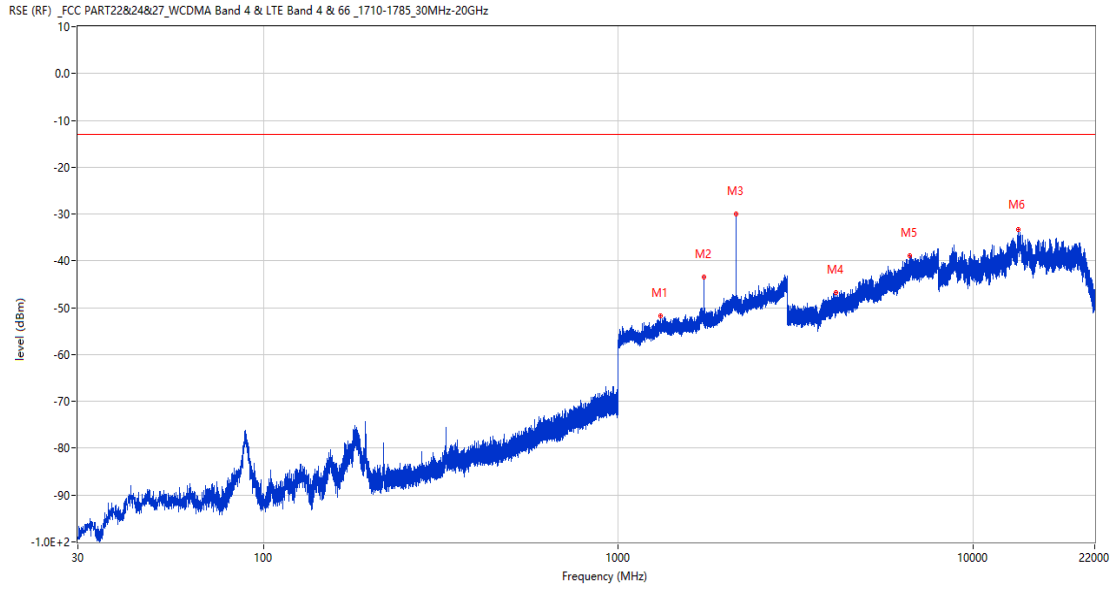
19.1 LTE Band 66 BW1.4, Middle Channel

RSE-H&H LTE Band 66 BW1.4 CH132322



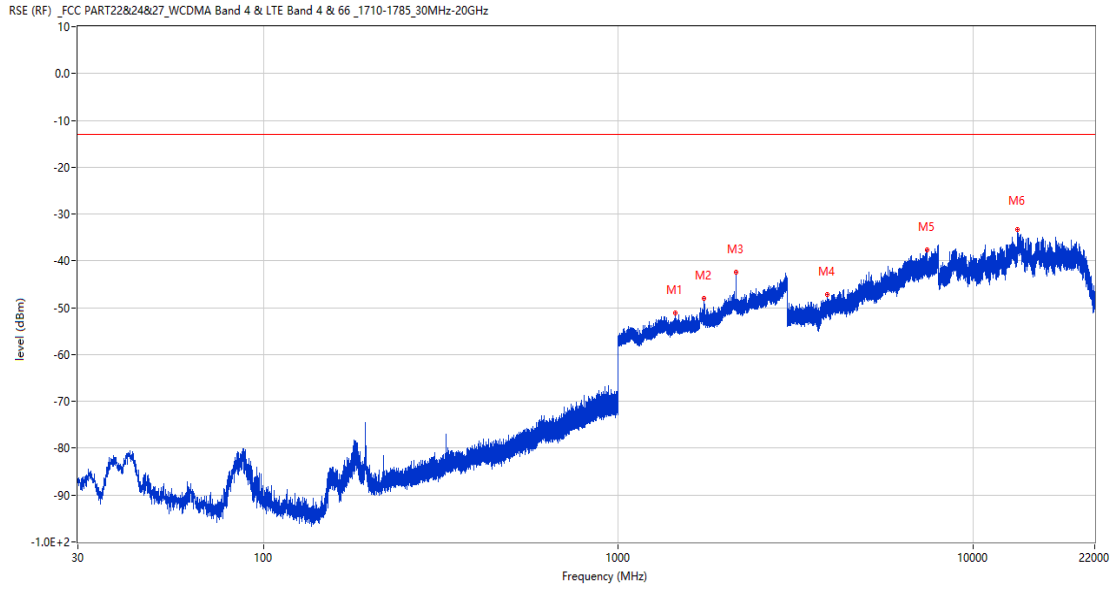
Frequency (MHz)	Result (dBm)	Factor (dB)	PK Limit (dBm)	Margin (dB)	Table (o)	ANT	EUT	Verdict
1345.300	-51.95	0.68	-13.0	38.95	324.00	Horizontal	Horizontal	Pass
1745.500	-43.92	2.31	-13.0	30.92	220.00	Horizontal	Horizontal	N/A
2146.000	-31.13	5.11	-13.0	18.13	276.00	Horizontal	Horizontal	N/A
4025.250	-47.03	9.41	-13.0	34.03	8.00	Horizontal	Horizontal	Pass
6633.500	-38.54	16.04	-13.0	25.54	267.00	Horizontal	Horizontal	Pass
13624.125	-32.63	24.85	-13.0	19.63	204.00	Horizontal	Horizontal	Pass

RSE-H&V LTE Band 66 BW1.4 CH132322



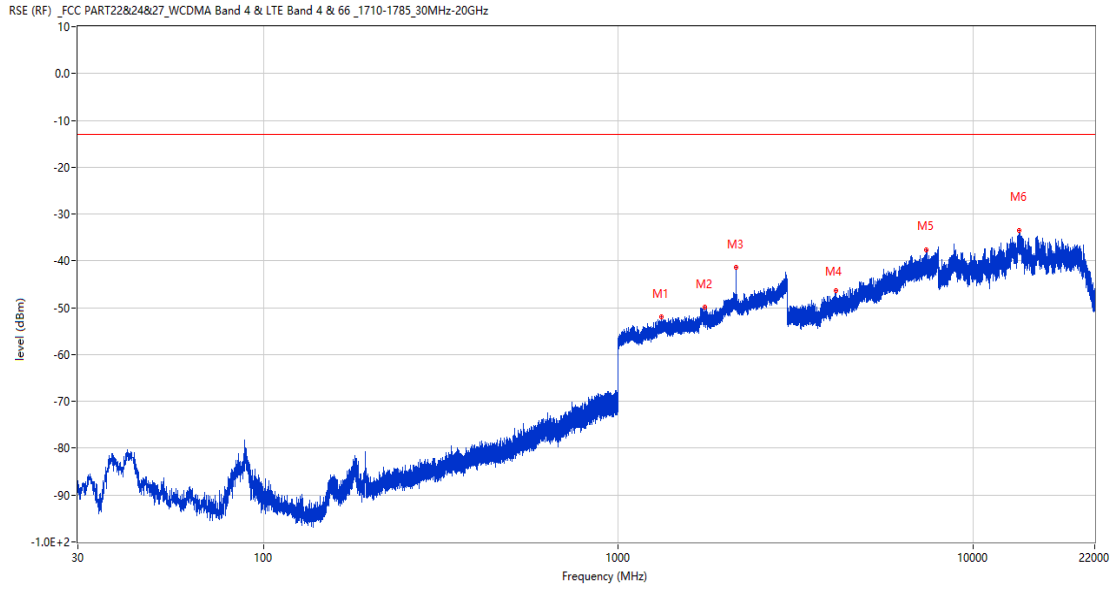
Frequency (MHz)	Result (dBm)	Factor (dB)	PK Limit (dBm)	Margin (dB)	Table (o)	ANT	EUT	Verdict
1312.200	-51.66	0.56	-13.0	38.66	319.00	Horizontal	Vertical	Pass
1745.300	-43.55	2.32	-13.0	30.55	183.00	Horizontal	Vertical	N/A
2145.900	-30.07	5.11	-13.0	17.07	239.00	Horizontal	Vertical	N/A
4093.000	-46.86	9.80	-13.0	33.86	251.00	Horizontal	Vertical	Pass
6612.750	-38.99	16.05	-13.0	25.99	260.00	Horizontal	Vertical	Pass
13383.162	-33.23	24.75	-13.0	20.23	360.00	Horizontal	Vertical	Pass

RSE-V&V LTE Band 66 BW1.4 CH132322



Frequency (MHz)	Result (dBm)	Factor (dB)	PK Limit (dBm)	Margin (dB)	Table (o)	ANT	EUT	Verdict
1449.900	-51.14	0.65	-13.0	38.14	79.00	Vertical	Vertical	Pass
1745.300	-48.01	2.32	-13.0	35.01	326.00	Vertical	Vertical	N/A
2146.100	-42.51	5.12	-13.0	29.51	196.00	Vertical	Vertical	N/A
3869.000	-47.12	9.72	-13.0	34.12	232.00	Vertical	Vertical	Pass
7401.000	-37.62	17.84	-13.0	24.62	309.00	Vertical	Vertical	Pass
13352.637	-33.31	24.56	-13.0	20.31	250.00	Vertical	Vertical	Pass

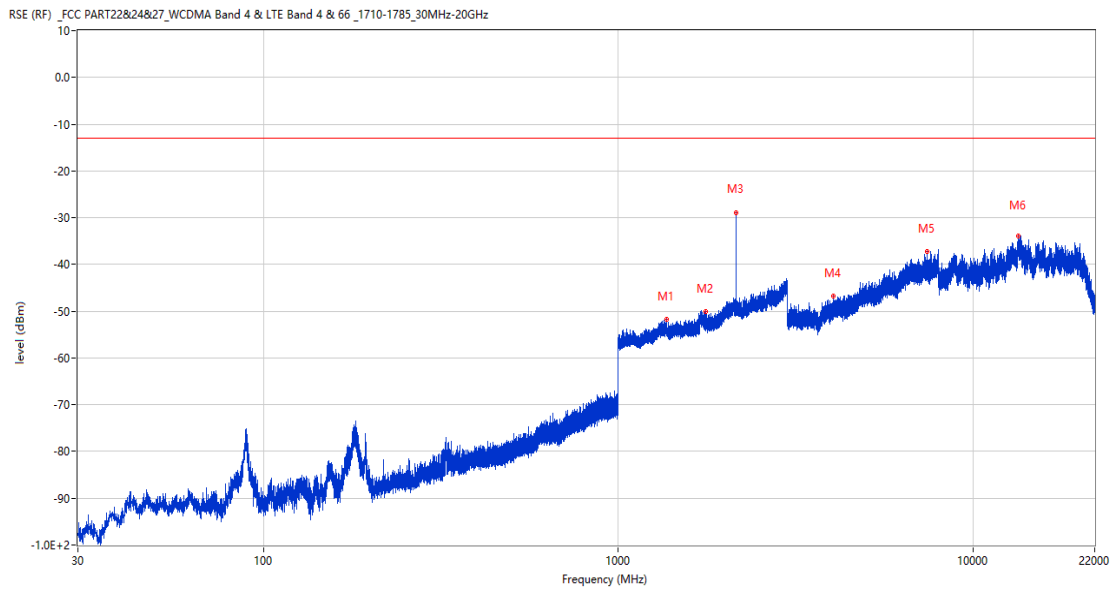
RSE-V&H LTE Band 66 BW1.4 CH132322



Frequency (MHz)	Result (dBm)	Factor (dB)	PK Limit (dBm)	Margin (dB)	Table (o)	ANT	EUT	Verdict
1321.100	-51.87	0.53	-13.0	38.87	81.00	Vertical	Horizontal	Pass
1757.000	-49.80	2.23	-13.0	36.80	161.00	Vertical	Horizontal	Pass
2145.800	-41.33	5.10	-13.0	28.33	191.00	Vertical	Horizontal	N/A
4096.000	-46.41	9.89	-13.0	33.41	360.00	Vertical	Horizontal	Pass
7374.500	-37.58	17.38	-13.0	24.58	308.00	Vertical	Horizontal	Pass
13456.700	-33.59	24.43	-13.0	20.59	360.00	Vertical	Horizontal	Pass

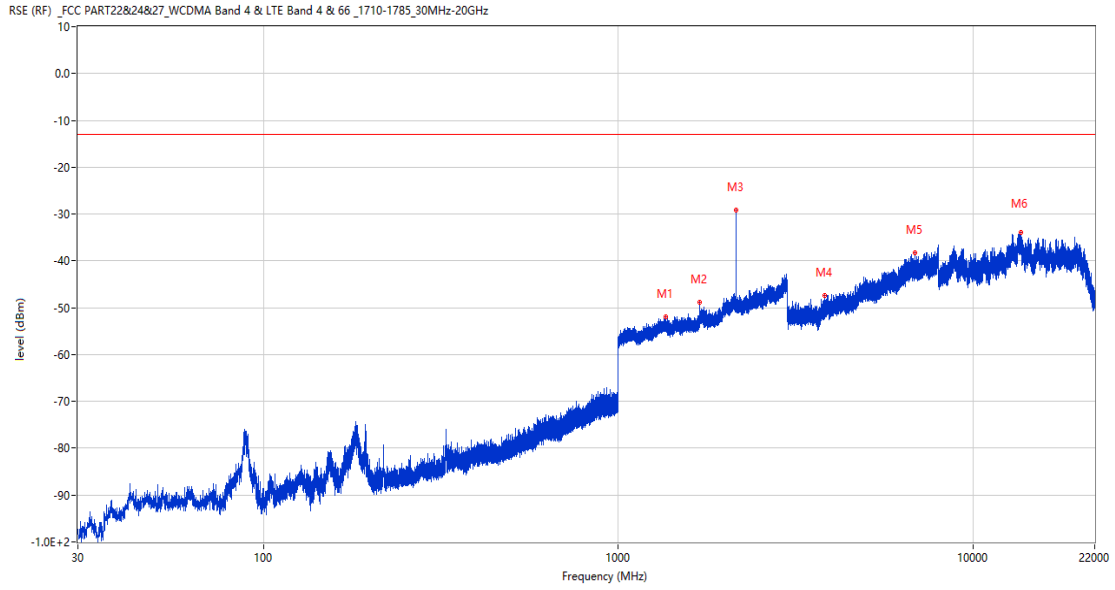
19.2 LTE Band 66 BW3, Middle Channel

RSE-H&H LTE Band 66 BW3 CH132322



Frequency (MHz)	Result (dBm)	Factor (dB)	PK Limit (dBm)	Margin (dB)	Table (o)	ANT	EUT	Verdict
1366.800	-51.81	0.49	-13.0	38.81	98.00	Horizontal	Horizontal	Pass
1763.400	-50.09	2.19	-13.0	37.09	220.00	Horizontal	Horizontal	Pass
2145.400	-28.93	5.07	-13.0	15.93	239.00	Horizontal	Horizontal	N/A
4042.000	-46.73	10.17	-13.0	33.73	206.00	Horizontal	Horizontal	Pass
7408.000	-37.31	17.97	-13.0	24.31	63.00	Horizontal	Horizontal	Pass
13368.362	-33.82	24.65	-13.0	20.82	18.00	Horizontal	Horizontal	Pass

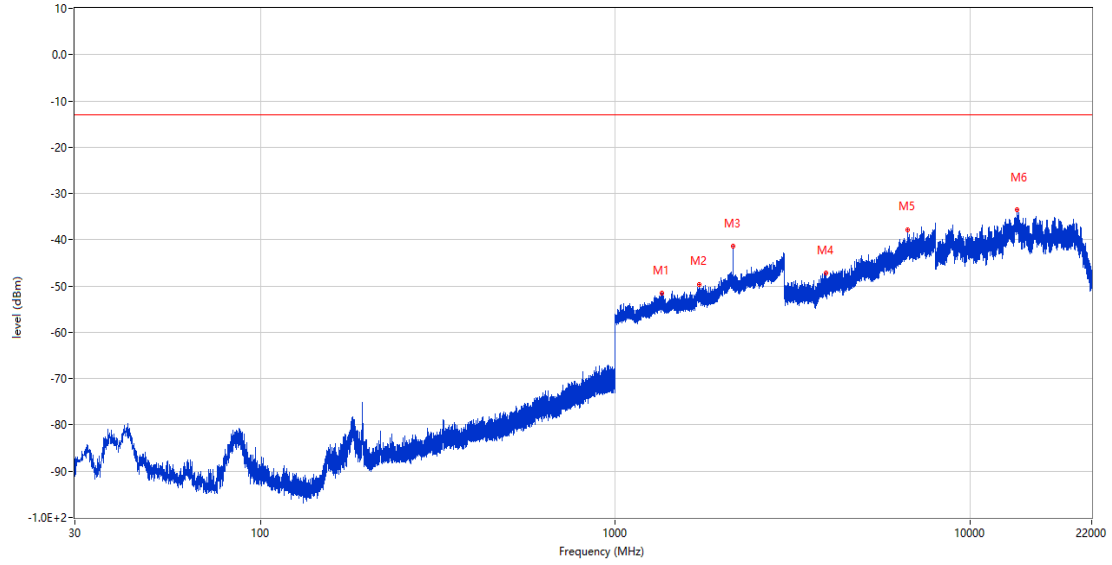
RSE-H&V LTE Band 66 BW3 CH132322



Frequency (MHz)	Result (dBm)	Factor (dB)	PK Limit (dBm)	Margin (dB)	Table (o)	ANT	EUT	Verdict
1358.500	-51.93	0.82	-13.0	38.93	4.00	Horizontal	Vertical	Pass
1698.600	-48.84	2.15	-13.0	35.84	183.00	Horizontal	Vertical	Pass
2146.800	-29.17	5.18	-13.0	16.17	270.00	Horizontal	Vertical	N/A
3813.250	-47.34	9.09	-13.0	34.34	112.00	Horizontal	Vertical	Pass
6848.000	-38.34	16.43	-13.0	25.34	255.00	Horizontal	Vertical	Pass
13625.975	-33.93	24.85	-13.0	20.93	203.00	Horizontal	Vertical	Pass

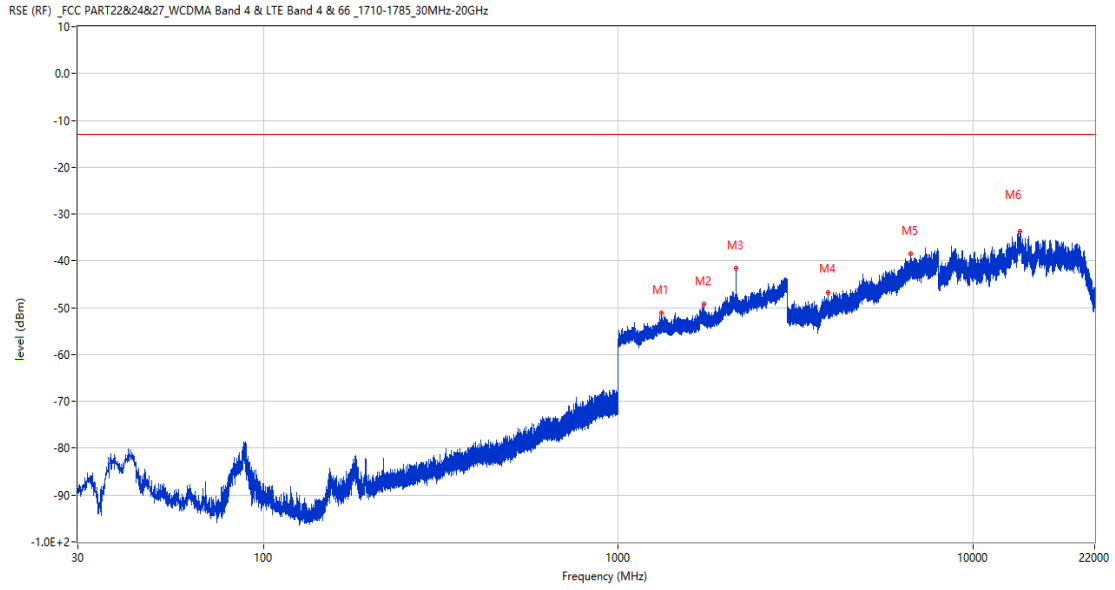
RSE-V&V LTE Band 66 BW3 CH132322

RSE (RF) _FCC PART22&24&27_WCDMA Band 4 & LTE Band 4 & 66 _1710-1785_30MHz-20GHz



Frequency (MHz)	Result (dBm)	Factor (dB)	PK Limit (dBm)	Margin (dB)	Table (o)	ANT	EUT	Verdict
1352.800	-51.53	0.58	-13.0	38.53	37.00	Vertical	Vertical	Pass
1720.700	-49.58	2.57	-13.0	36.58	234.00	Vertical	Vertical	Pass
2145.100	-41.35	5.08	-13.0	28.35	215.00	Vertical	Vertical	N/A
3918.750	-47.27	9.43	-13.0	34.27	216.00	Vertical	Vertical	Pass
6674.750	-37.89	16.67	-13.0	24.89	128.00	Vertical	Vertical	Pass
13549.662	-33.55	25.21	-13.0	20.55	41.00	Vertical	Vertical	Pass

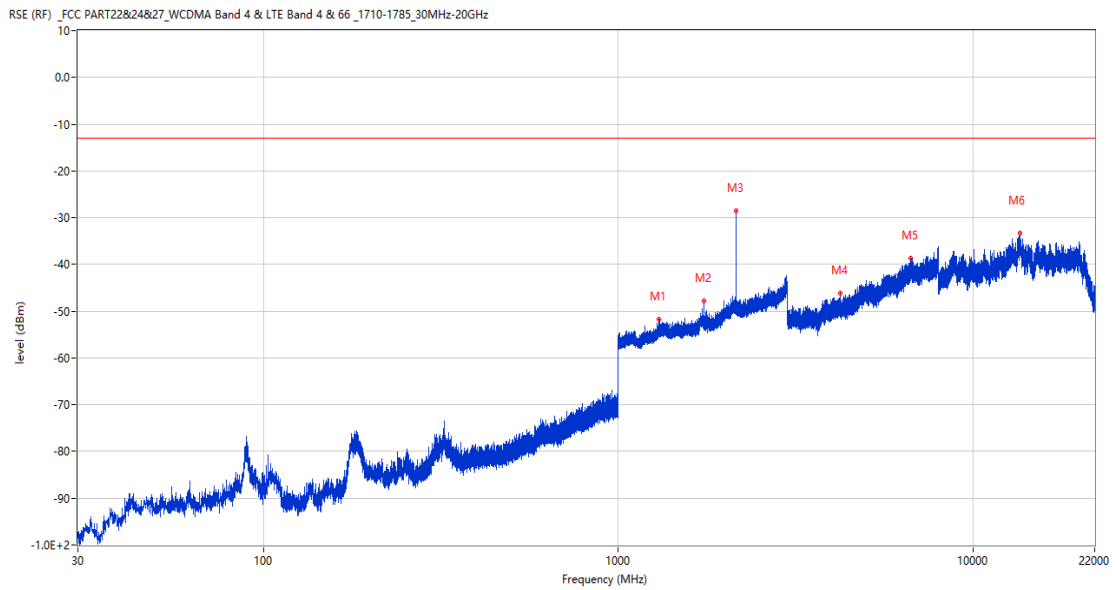
RSE-V&H LTE Band 66 BW3 CH132322



Frequency (MHz)	Result (dBm)	Factor (dB)	PK Limit (dBm)	Margin (dB)	Table (o)	ANT	EUT	Verdict
1326.200	-51.20	0.63	-13.0	38.20	140.00	Vertical	Horizontal	Pass
1739.000	-49.28	2.38	-13.0	36.28	360.00	Vertical	Horizontal	Pass
2145.500	-41.51	5.07	-13.0	28.51	201.00	Vertical	Horizontal	N/A
3901.250	-46.66	10.17	-13.0	33.66	133.00	Vertical	Horizontal	Pass
6681.000	-38.54	16.91	-13.0	25.54	13.00	Vertical	Horizontal	Pass
13559.838	-33.76	25.15	-13.0	20.76	133.00	Vertical	Horizontal	Pass

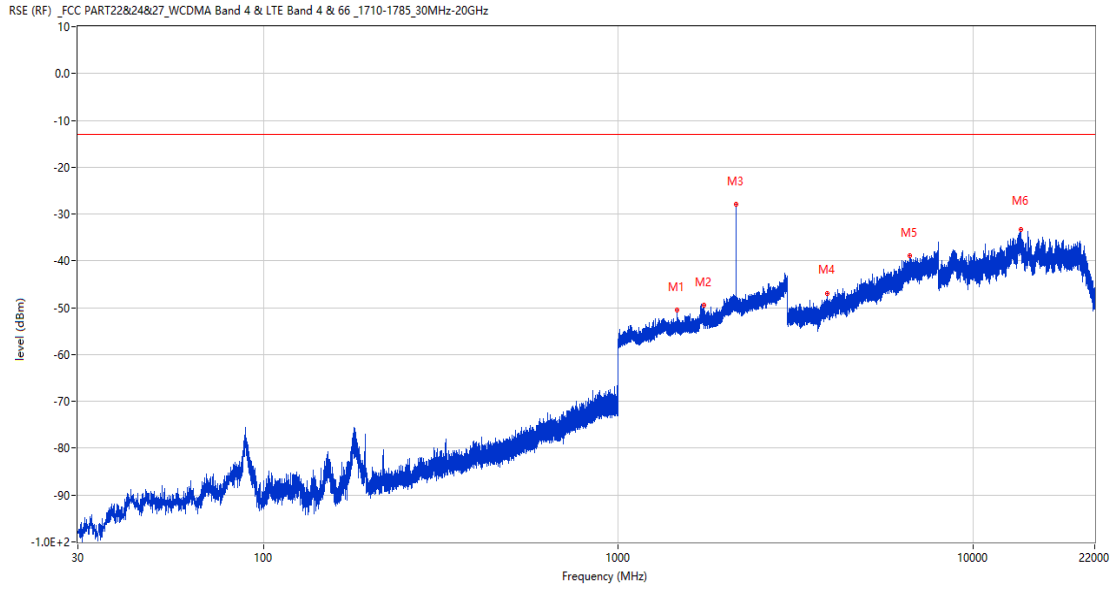
19.3 LTE Band 66 BW5, Middle Channel

RSE-H&H LTE Band 66 BW5 CH132322



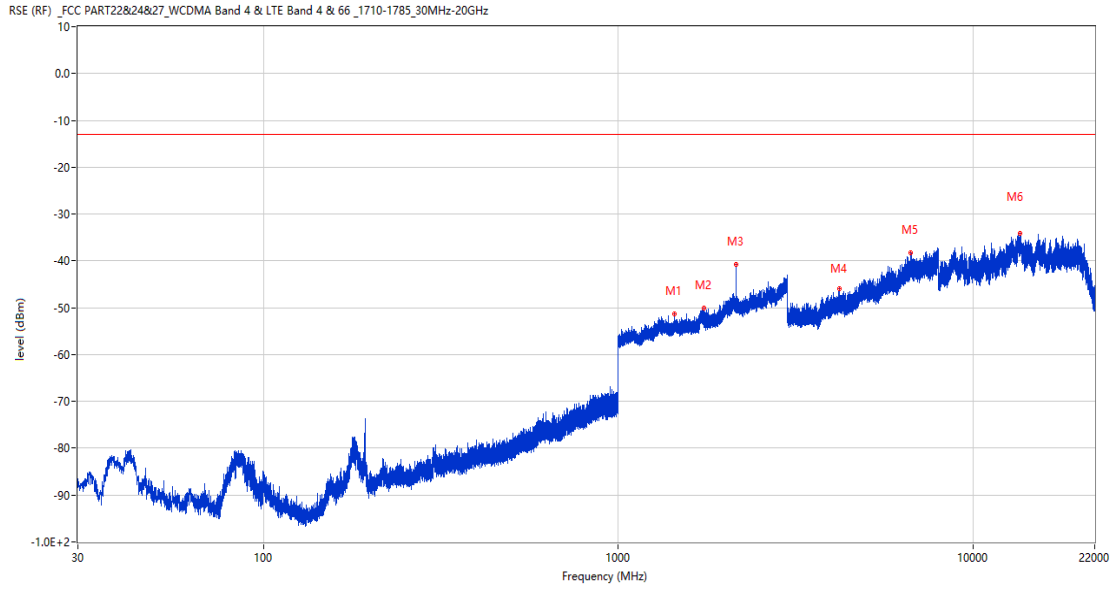
Frequency (MHz)	Result (dBm)	Factor (dB)	PK Limit (dBm)	Margin (dB)	Table (o)	ANT	EUT	Verdict
1300.400	-51.79	0.78	-13.0	38.79	268.00	Horizontal	Horizontal	Pass
1743.700	-47.81	2.33	-13.0	34.81	224.00	Horizontal	Horizontal	N/A
2146.100	-28.57	5.12	-13.0	15.57	281.00	Horizontal	Horizontal	N/A
4216.000	-46.11	10.41	-13.0	33.11	147.00	Horizontal	Horizontal	Pass
6644.500	-38.70	16.12	-13.0	25.70	277.00	Horizontal	Horizontal	Pass
13542.725	-33.32	25.03	-13.0	20.32	-3.00	Horizontal	Horizontal	Pass

RSE-H&V LTE Band 66 BW5 CH132322



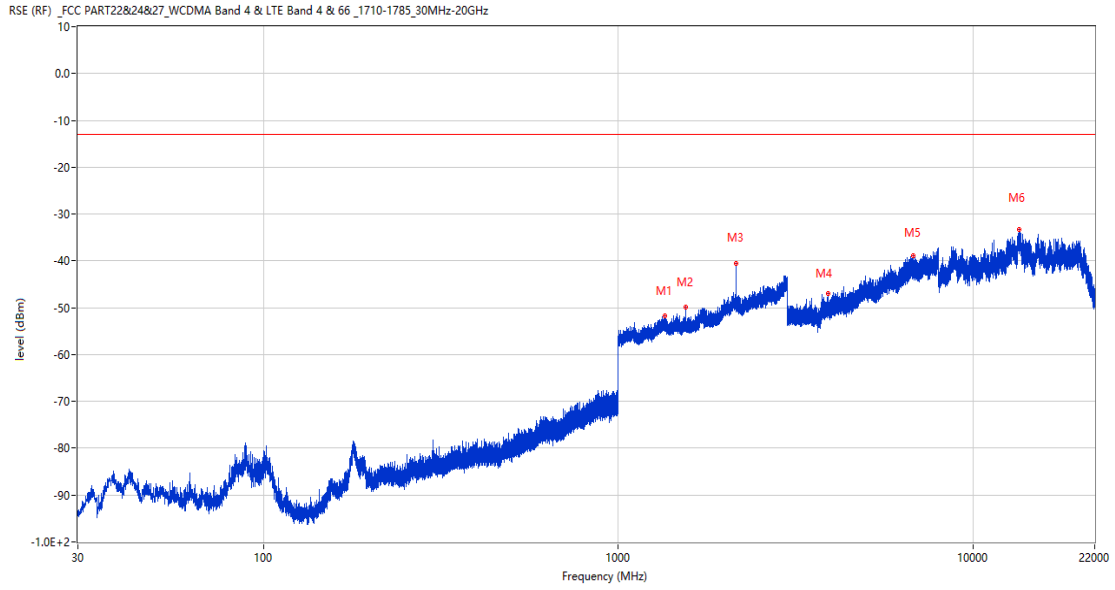
Frequency (MHz)	Result (dBm)	Factor (dB)	PK Limit (dBm)	Margin (dB)	Table (o)	ANT	EUT	Verdict
1460.800	-50.51	0.64	-13.0	37.51	279.00	Horizontal	Vertical	Pass
1743.500	-49.55	2.33	-13.0	36.55	205.00	Horizontal	Vertical	N/A
2145.400	-27.94	5.07	-13.0	14.94	261.00	Horizontal	Vertical	N/A
3885.500	-46.88	9.49	-13.0	33.88	202.00	Horizontal	Vertical	Pass
6619.750	-38.84	16.08	-13.0	25.84	343.00	Horizontal	Vertical	Pass
13657.425	-33.27	24.53	-13.0	20.27	298.00	Horizontal	Vertical	Pass

RSE-V&V LTE Band 66 BW5 CH132322



Frequency (MHz)	Result (dBm)	Factor (dB)	PK Limit (dBm)	Margin (dB)	Table (o)	ANT	EUT	Verdict
1436.700	-51.35	0.69	-13.0	38.35	278.00	Vertical	Vertical	Pass
1743.300	-50.06	2.34	-13.0	37.06	327.00	Vertical	Vertical	N/A
2144.800	-40.69	5.09	-13.0	27.69	149.00	Vertical	Vertical	N/A
4191.750	-46.00	10.51	-13.0	33.00	290.00	Vertical	Vertical	Pass
6680.000	-38.32	16.93	-13.0	25.32	138.00	Vertical	Vertical	Pass
13578.338	-34.05	25.02	-13.0	21.05	155.00	Vertical	Vertical	Pass

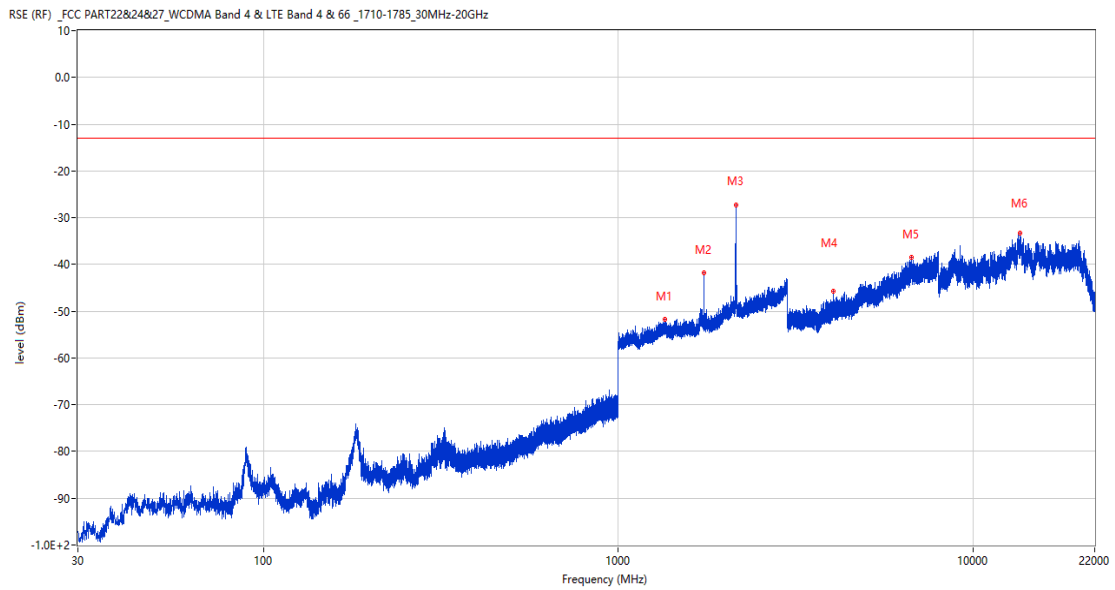
RSE-V&H LTE Band 66 BW5 CH132322



Frequency (MHz)	Result (dBm)	Factor (dB)	PK Limit (dBm)	Margin (dB)	Table (o)	ANT	EUT	Verdict
1356.300	-51.74	0.58	-13.0	38.74	360.00	Vertical	Horizontal	Pass
1552.100	-49.77	0.99	-13.0	36.77	273.00	Vertical	Horizontal	Pass
2144.900	-40.49	5.08	-13.0	27.49	60.00	Vertical	Horizontal	N/A
3894.000	-47.00	10.28	-13.0	34.00	106.00	Vertical	Horizontal	Pass
6791.500	-38.98	16.48	-13.0	25.98	225.00	Vertical	Horizontal	Pass
13458.550	-33.29	24.41	-13.0	20.29	155.00	Vertical	Horizontal	Pass

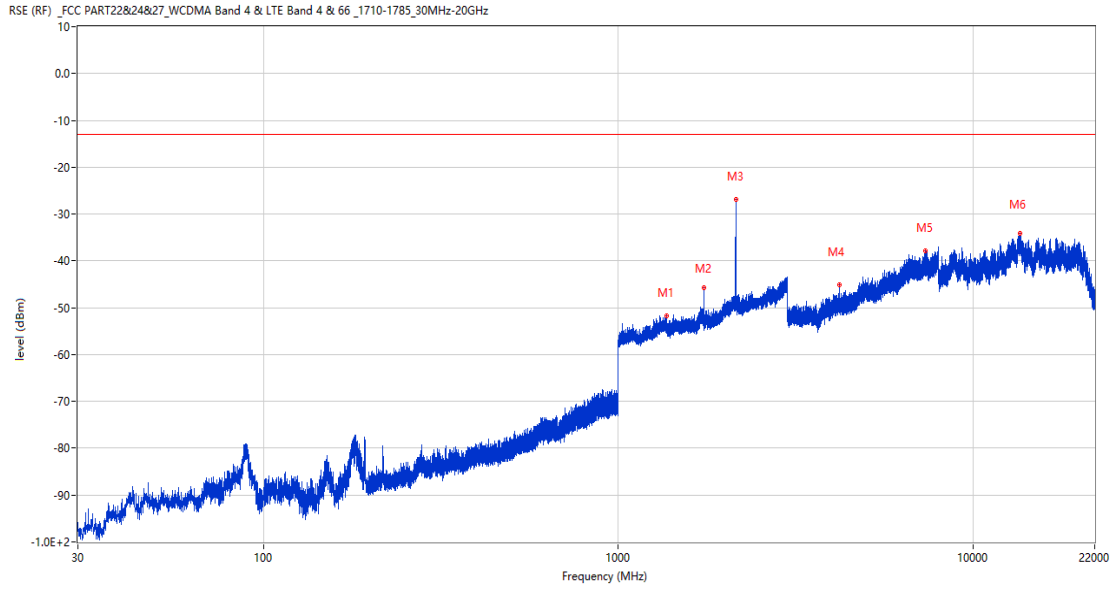
19.4 LTE Band 66 BW10, Middle Channel

RSE-H&H LTE Band 66 BW10 CH132322



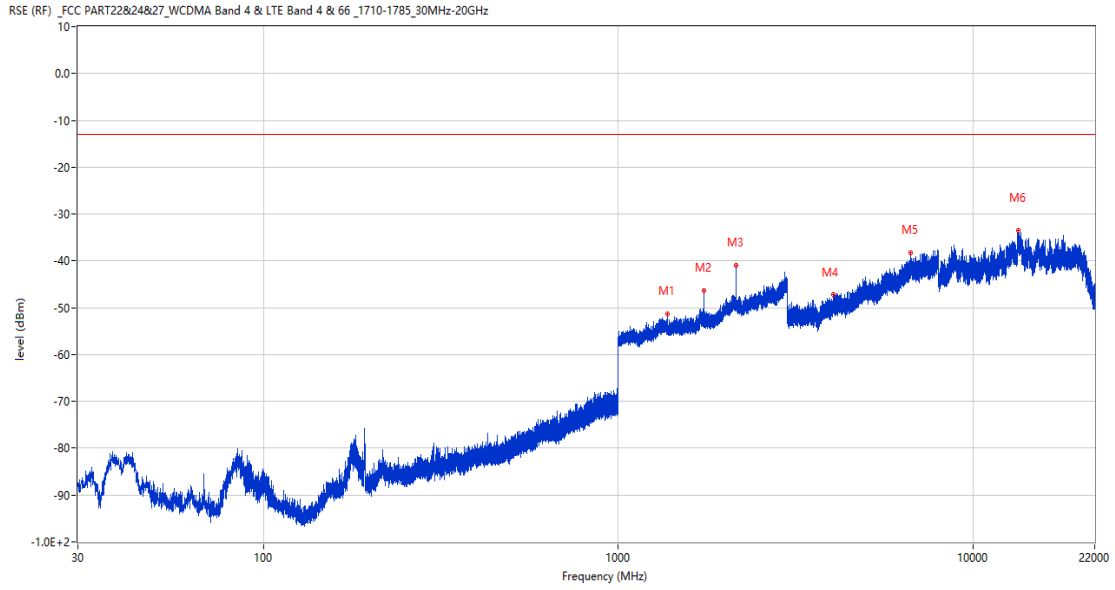
Frequency (MHz)	Result (dBm)	Factor (dB)	PK Limit (dBm)	Margin (dB)	Table (o)	ANT	EUT	Verdict
1354.100	-51.74	0.55	-13.0	38.74	303.00	Horizontal	Horizontal	Pass
1741.600	-41.81	2.35	-13.0	28.81	223.00	Horizontal	Horizontal	N/A
2147.500	-27.21	5.21	-13.0	14.21	278.00	Horizontal	Horizontal	N/A
4036.250	-45.67	9.69	-13.0	32.67	260.00	Horizontal	Horizontal	Pass
6719.250	-38.41	16.63	-13.0	25.41	226.00	Horizontal	Horizontal	Pass
13580.650	-33.21	25.01	-13.0	20.21	-2.00	Horizontal	Horizontal	Pass

RSE-H&V LTE Band 66 BW10 CH132322



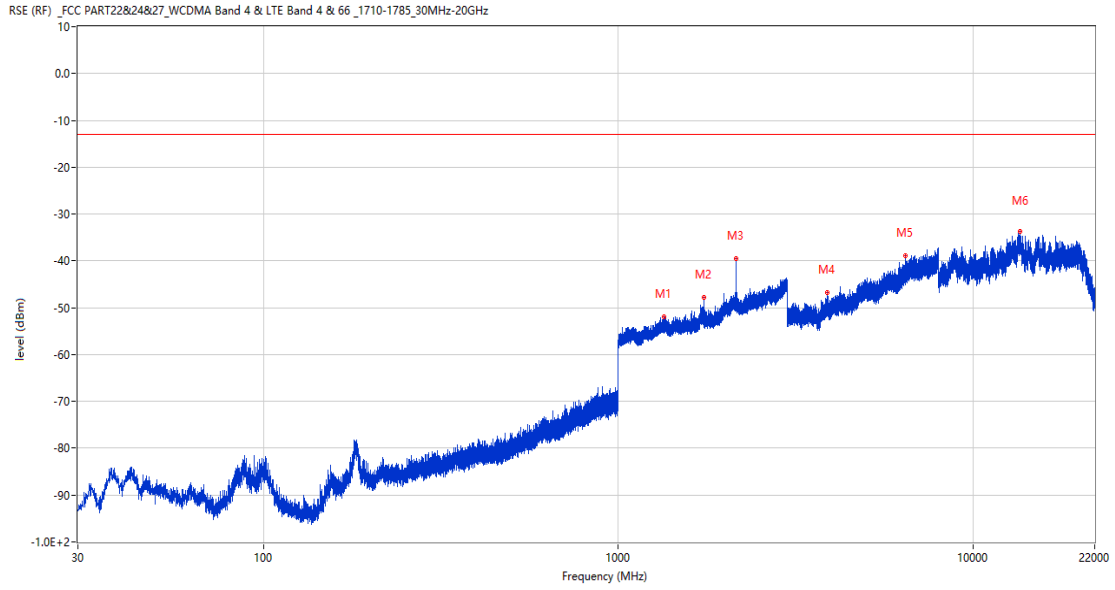
Frequency (MHz)	Result (dBm)	Factor (dB)	PK Limit (dBm)	Margin (dB)	Table (o)	ANT	EUT	Verdict
1365.300	-51.77	0.64	-13.0	38.77	170.00	Horizontal	Vertical	Pass
1741.100	-45.73	2.36	-13.0	32.73	226.00	Horizontal	Vertical	N/A
2146.400	-26.97	5.15	-13.0	13.97	274.00	Horizontal	Vertical	N/A
4190.500	-45.14	10.41	-13.0	32.14	201.00	Horizontal	Vertical	Pass
7329.000	-37.90	17.20	-13.0	24.90	38.00	Horizontal	Vertical	Pass
13551.513	-34.04	25.21	-13.0	21.04	1.00	Horizontal	Vertical	Pass

RSE-V&V LTE Band 66 BW10 CH132322



Frequency (MHz)	Result (dBm)	Factor (dB)	PK Limit (dBm)	Margin (dB)	Table (o)	ANT	EUT	Verdict
1377.200	-51.33	0.27	-13.0	38.33	9.00	Vertical	Vertical	Pass
1741.400	-46.42	2.36	-13.0	33.42	229.00	Vertical	Vertical	N/A
2148.100	-41.03	5.21	-13.0	28.03	198.00	Vertical	Vertical	N/A
4045.750	-47.13	10.53	-13.0	34.13	51.00	Vertical	Vertical	Pass
6664.000	-38.36	16.41	-13.0	25.36	203.00	Vertical	Vertical	Pass
13392.874	-33.44	24.81	-13.0	20.44	66.00	Vertical	Vertical	Pass

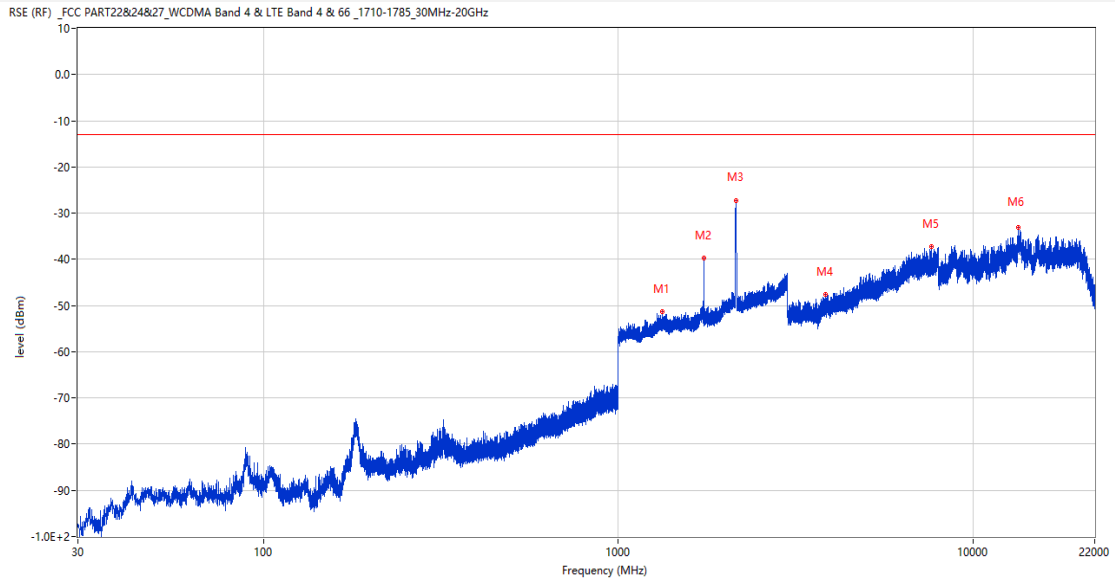
RSE-V&H LTE Band 66 BW10 CH132322



Frequency (MHz)	Result (dBm)	Factor (dB)	PK Limit (dBm)	Margin (dB)	Table (o)	ANT	EUT	Verdict
1346.600	-51.92	0.82	-13.0	38.92	108.00	Vertical	Horizontal	Pass
1741.700	-47.78	2.35	-13.0	34.78	183.00	Vertical	Horizontal	N/A
2143.800	-39.57	5.19	-13.0	26.57	9.00	Vertical	Horizontal	N/A
3882.500	-46.69	9.39	-13.0	33.69	76.00	Vertical	Horizontal	Pass
6459.750	-38.94	16.67	-13.0	25.94	109.00	Vertical	Horizontal	Pass
13581.112	-33.77	25.00	-13.0	20.77	343.00	Vertical	Horizontal	Pass

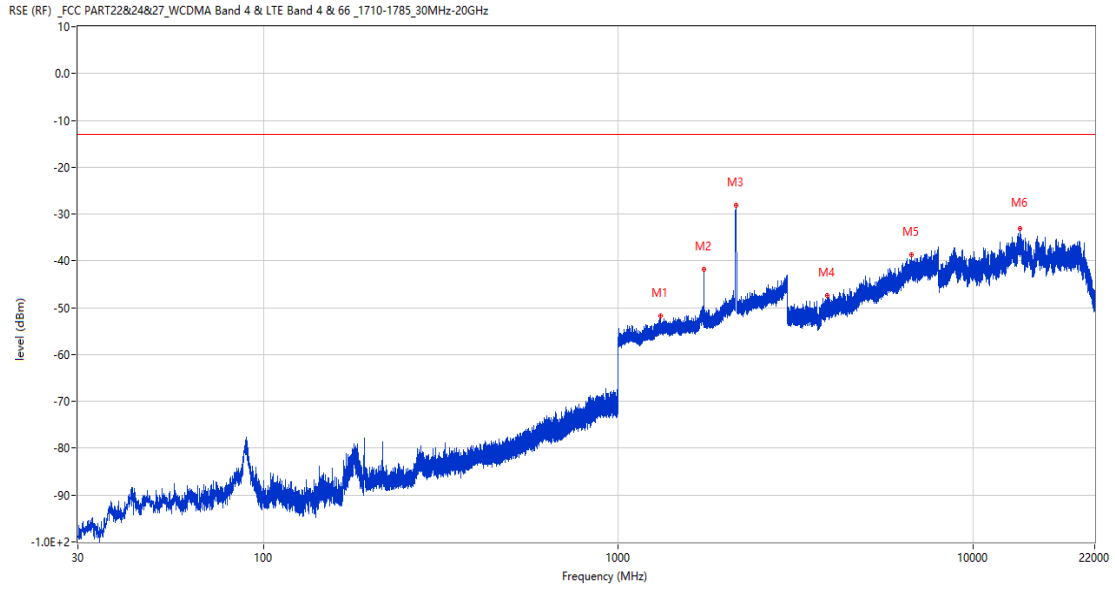
19.5 LTE Band 66 BW15, Middle Channel

RSE-H&H LTE Band 66 BW15 CH132322



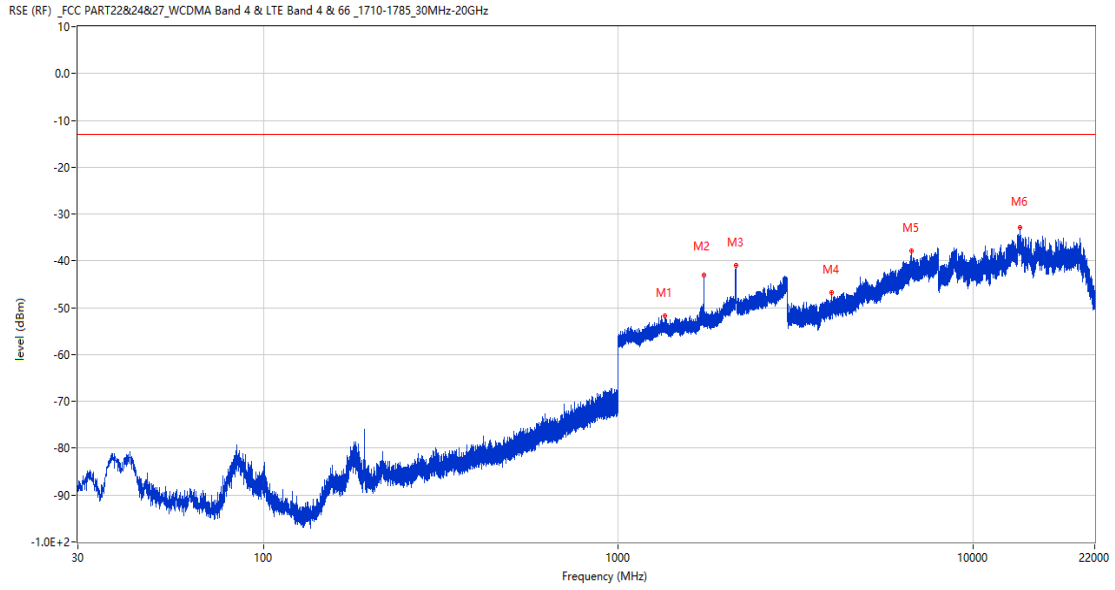
Frequency (MHz)	Result (dBm)	Factor (dB)	PK Limit (dBm)	Margin (dB)	Table (o)	ANT	EUT	Verdict
1329.300	-51.29	0.66	-13.0	38.29	88.00	Horizontal	Horizontal	Pass
1739.200	-39.73	2.38	-13.0	26.73	229.00	Horizontal	Horizontal	N/A
2145.000	-27.19	5.08	-13.0	14.19	284.00	Horizontal	Horizontal	N/A
3833.000	-47.54	9.05	-13.0	34.54	126.00	Horizontal	Horizontal	Pass
7626.750	-37.31	17.31	-13.0	24.31	353.00	Horizontal	Horizontal	Pass
13389.638	-33.00	24.79	-13.0	20.00	-3.00	Horizontal	Horizontal	Pass

RSE-H&V LTE Band 66 BW15 CH132322



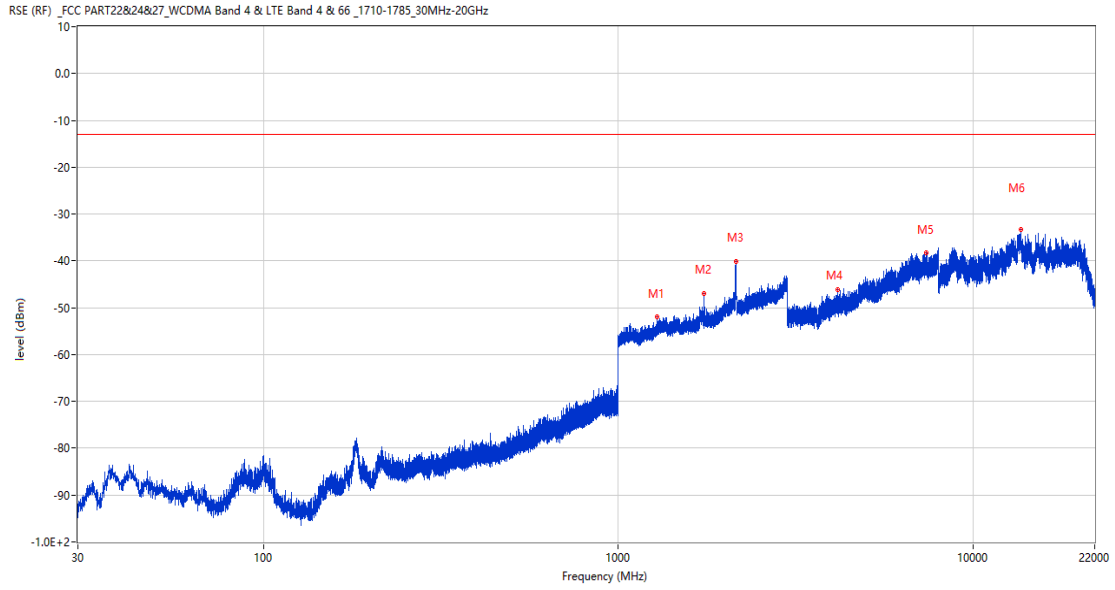
Frequency (MHz)	Result (dBm)	Factor (dB)	PK Limit (dBm)	Margin (dB)	Table (o)	ANT	EUT	Verdict
1317.400	-51.80	0.57	-13.0	38.80	33.00	Horizontal	Vertical	Pass
1739.200	-41.81	2.38	-13.0	28.81	0.00	Horizontal	Vertical	N/A
2142.700	-28.05	4.99	-13.0	15.05	273.00	Horizontal	Vertical	N/A
3889.250	-47.37	9.78	-13.0	34.37	0.00	Horizontal	Vertical	Pass
6698.750	-38.62	16.91	-13.0	25.62	322.00	Horizontal	Vertical	Pass
13550.125	-33.16	25.22	-13.0	20.16	0.00	Horizontal	Vertical	Pass

RSE-V&V LTE Band 66 BW15 CH132322



Frequency (MHz)	Result (dBm)	Factor (dB)	PK Limit (dBm)	Margin (dB)	Table (o)	ANT	EUT	Verdict
1353.400	-51.69	0.57	-13.0	38.69	188.00	Vertical	Vertical	Pass
1739.100	-43.05	2.38	-13.0	30.05	232.00	Vertical	Vertical	N/A
2152.000	-40.99	5.03	-13.0	27.99	58.00	Vertical	Vertical	N/A
3992.500	-46.81	9.71	-13.0	33.81	0.00	Vertical	Vertical	Pass
6693.000	-37.89	16.97	-13.0	24.89	223.00	Vertical	Vertical	Pass
13562.150	-32.80	25.13	-13.0	19.80	3.00	Vertical	Vertical	Pass

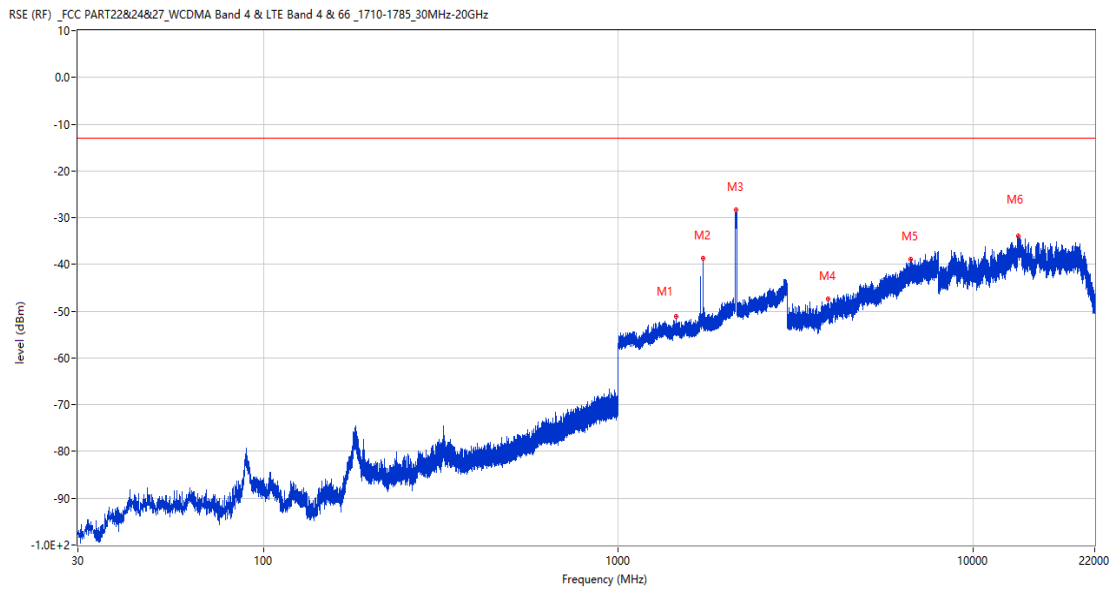
RSE-V&H LTE Band 66 BW15 CH132322



Frequency (MHz)	Result (dBm)	Factor (dB)	PK Limit (dBm)	Margin (dB)	Table (o)	ANT	EUT	Verdict
1287.500	-52.01	0.12	-13.0	39.01	276.00	Vertical	Horizontal	Pass
1739.300	-46.89	2.38	-13.0	33.89	148.00	Vertical	Horizontal	N/A
2149.100	-40.04	5.20	-13.0	27.04	178.00	Vertical	Horizontal	N/A
4158.000	-46.23	9.61	-13.0	33.23	203.00	Vertical	Horizontal	Pass
7376.000	-38.19	17.38	-13.0	25.19	181.00	Vertical	Horizontal	Pass
13598.687	-33.38	24.88	-13.0	20.38	1.00	Vertical	Horizontal	Pass

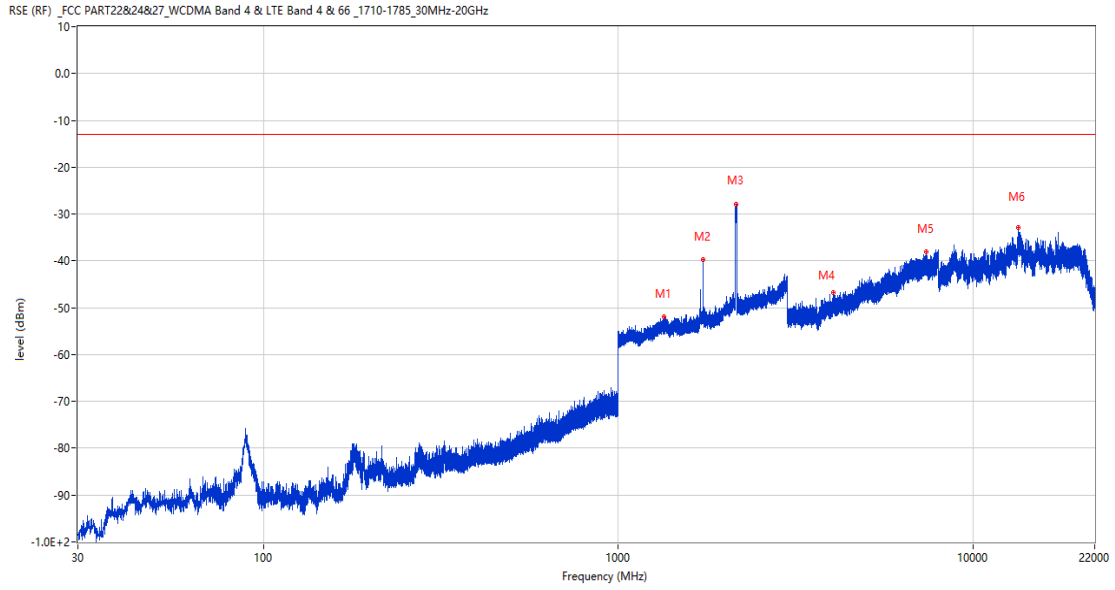
19.6 LTE Band 66 BW20, Middle Channel

RSE-H&H LTE Band 66 BW20 CH132322



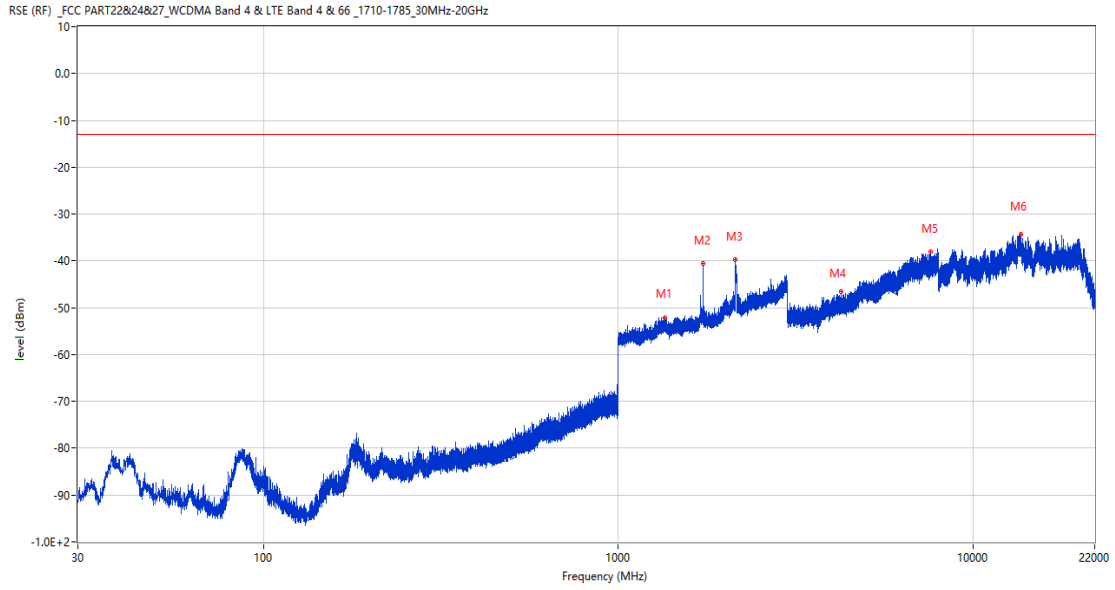
Frequency (MHz)	Result (dBm)	Factor (dB)	PK Limit (dBm)	Margin (dB)	Table (o)	ANT	EUT	Verdict
1457.300	-51.21	0.76	-13.0	38.21	220.00	Horizontal	Horizontal	Pass
1736.900	-38.65	2.40	-13.0	25.65	55.00	Horizontal	Horizontal	N/A
2141.800	-28.35	4.96	-13.0	15.35	277.00	Horizontal	Horizontal	N/A
3899.500	-47.43	10.26	-13.0	34.43	224.00	Horizontal	Horizontal	Pass
6678.500	-38.98	16.76	-13.0	25.98	1.00	Horizontal	Horizontal	Pass
13366.974	-33.89	24.65	-13.0	20.89	276.00	Horizontal	Horizontal	Pass

RSE-H&V LTE Band 66 BW20 CH132322



Frequency (MHz)	Result (dBm)	Factor (dB)	PK Limit (dBm)	Margin (dB)	Table (o)	ANT	EUT	Verdict
1347.200	-52.02	0.80	-13.0	39.02	83.00	Horizontal	Vertical	Pass
1737.000	-39.75	2.40	-13.0	26.75	188.00	Horizontal	Vertical	N/A
2149.300	-27.82	5.20	-13.0	14.82	274.00	Horizontal	Vertical	N/A
4046.250	-46.66	10.60	-13.0	33.66	190.00	Horizontal	Vertical	Pass
7390.250	-37.99	17.70	-13.0	24.99	7.00	Horizontal	Vertical	Pass
13403.513	-32.97	24.83	-13.0	19.97	3.00	Horizontal	Vertical	Pass

RSE-V&V LTE Band 66 BW20 CH132322



Frequency (MHz)	Result (dBm)	Factor (dB)	PK Limit (dBm)	Margin (dB)	Table (o)	ANT	EUT	Verdict
1349.600	-52.17	0.76	-13.0	39.17	63.00	Vertical	Vertical	Pass
1737.100	-40.55	2.40	-13.0	27.55	235.00	Vertical	Vertical	N/A
2137.400	-39.77	5.06	-13.0	26.77	149.00	Vertical	Vertical	N/A
4254.500	-46.61	10.15	-13.0	33.61	50.00	Vertical	Vertical	Pass
7572.500	-38.14	17.19	-13.0	25.14	7.00	Vertical	Vertical	Pass
13628.750	-34.24	24.85	-13.0	21.24	360.00	Vertical	Vertical	Pass