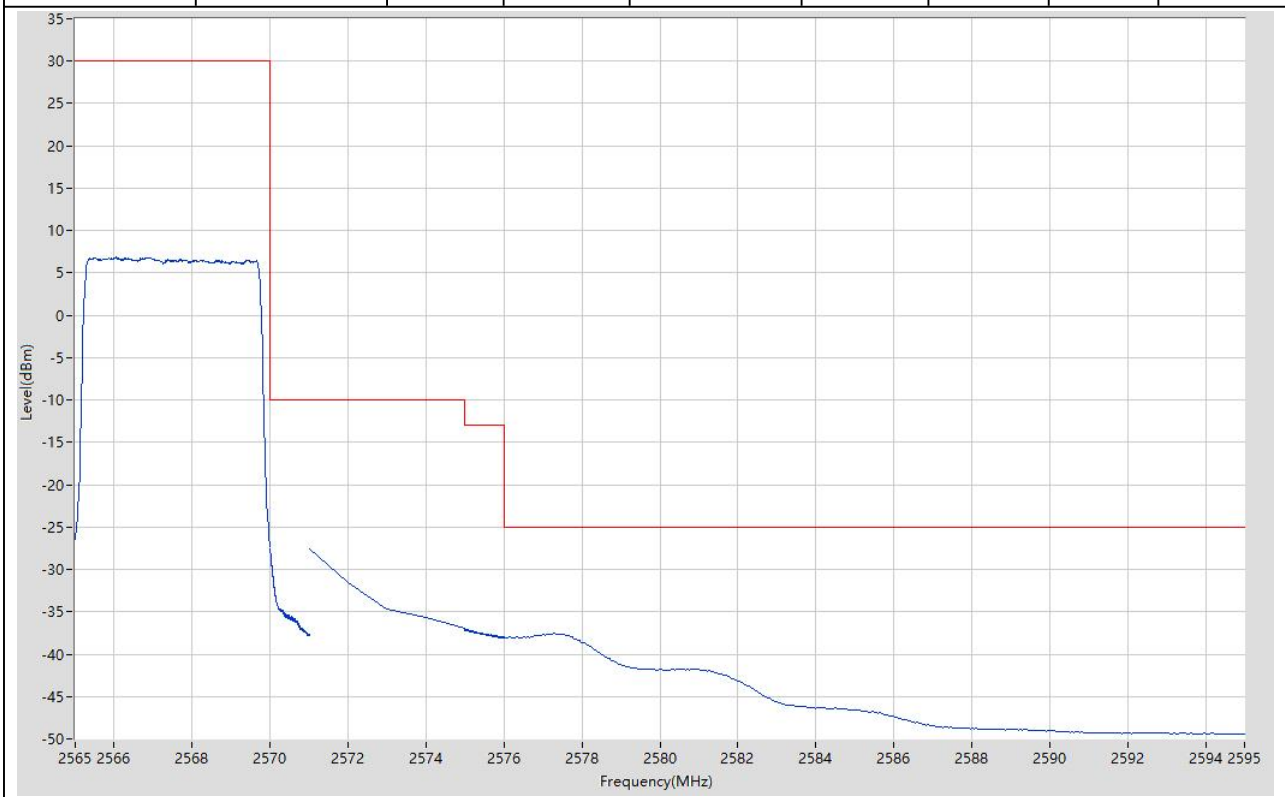


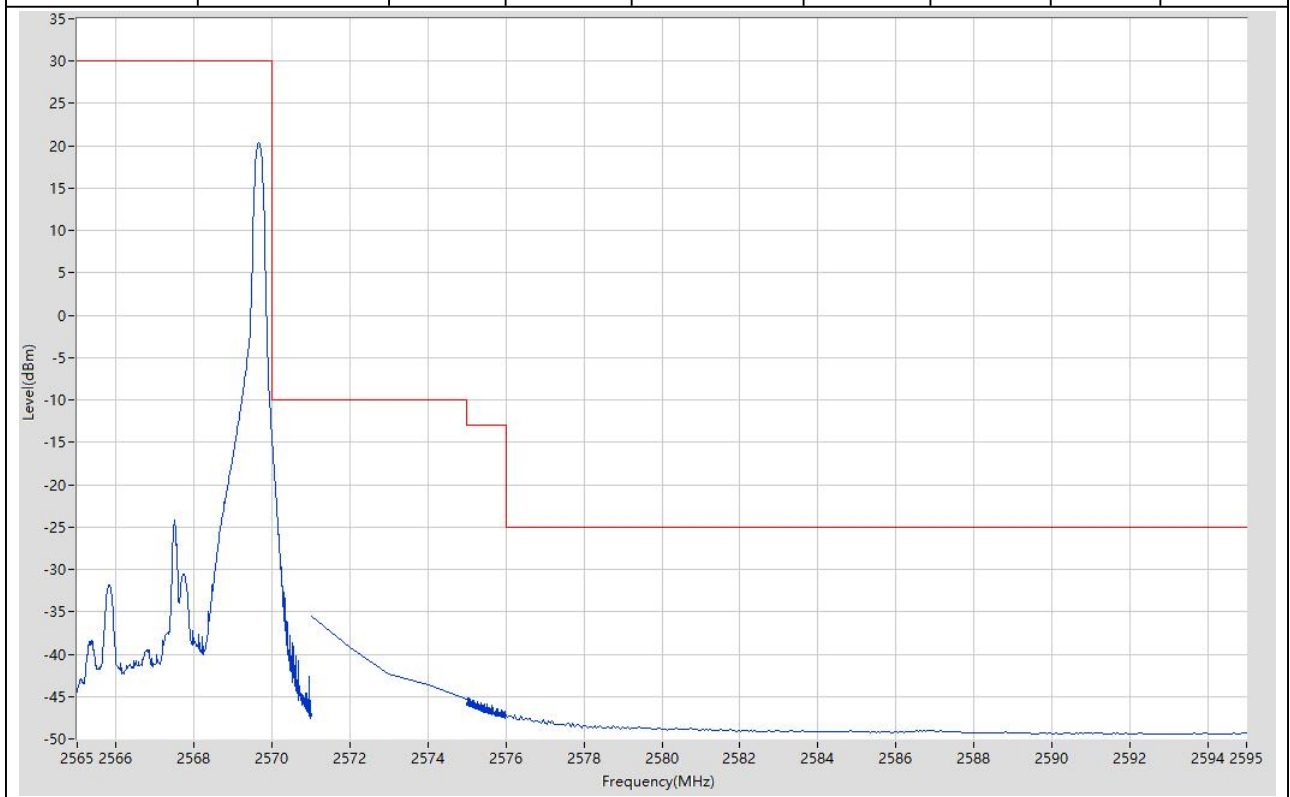
11.6. LTE Band Edge(NTNV)(Subtest:6, Channel:21425, Bandwidth:5, Modulation:QPSK, RB Number: 25, RB Position:HIGH)

| Start Frequency (MHz) | Stop Frequency (MHz) | RBW (MHz) | Detector | Frequency (MHz) | Power (dBm) | Limit (dBm) | Verdict | Sweep Point |
|-----------------------|----------------------|-----------|----------|-----------------|-------------|-------------|---------|-------------|
| 2565 | 2570 | 0.1 | RMS | 2566.05 | 6.84 | 30 | Pass | 401 |
| 2570 | 2571 | 0.1 | RMS | 2570 | -27.58 | -10 | Pass | 401 |
| 2571 | 2575 | 1 | RMS | 2571 | -27.6 | -10 | Pass | 5 |
| 2575 | 2576 | 1 | RMS | 2575.015 | -37.06 | -13 | Pass | 401 |
| 2576 | 2595 | 1 | RMS | 2577.283 | -37.56 | -25 | Pass | 401 |



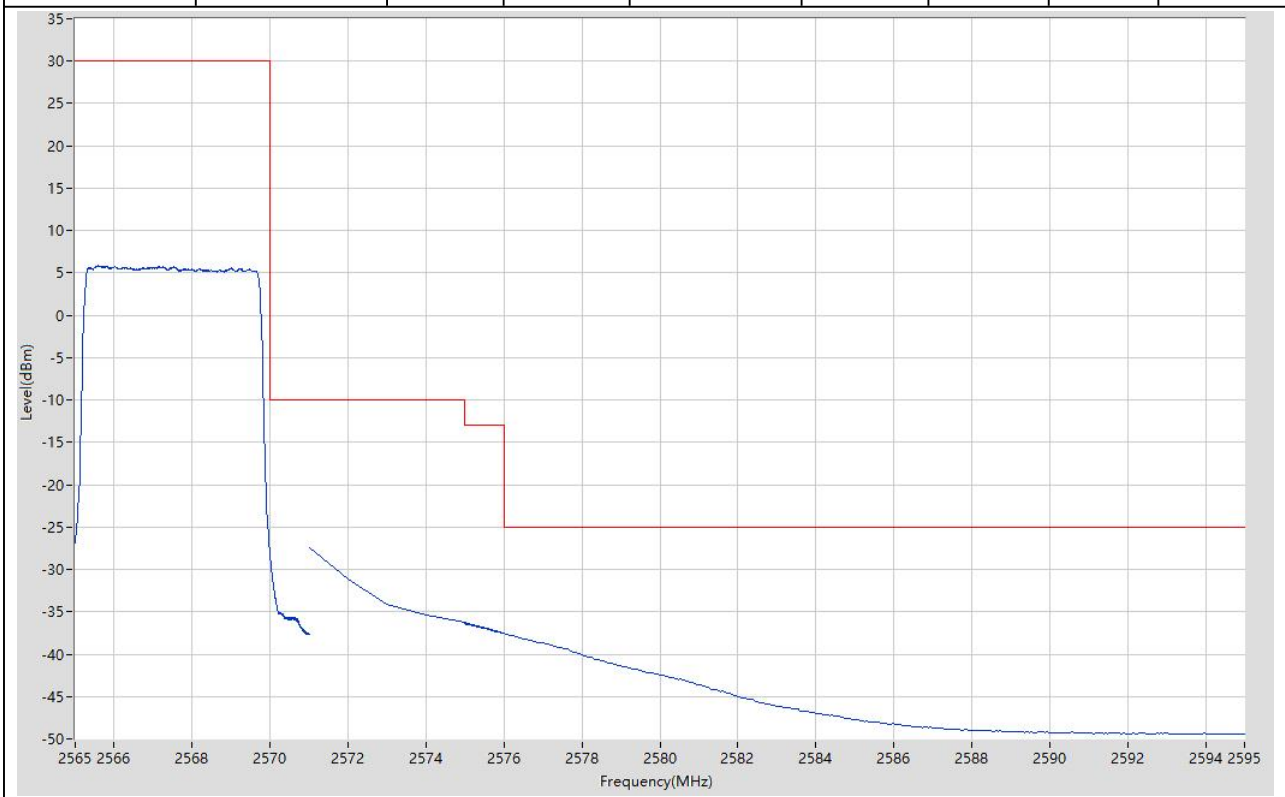
11.7. LTE Band Edge(NTNV)(Subtest:7, Channel:21425, Bandwidth:5, Modulation:Q16, RB Number: 1, RB Position:HIGH)

| Start Frequency (MHz) | Stop Frequency (MHz) | RBW (MHz) | Detector | Frequency (MHz) | Power (dBm) | Limit (dBm) | Verdict | Sweep Point |
|-----------------------|----------------------|-----------|----------|-----------------|-------------|-------------|---------|-------------|
| 2565 | 2570 | 0.1 | RMS | 2569.663 | 20.35 | 30 | Pass | 401 |
| 2570 | 2571 | 0.1 | RMS | 2570 | -14.53 | -10 | Pass | 401 |
| 2571 | 2575 | 1 | RMS | 2571 | -35.6 | -10 | Pass | 5 |
| 2575 | 2576 | 1 | RMS | 2575.015 | -45.15 | -13 | Pass | 401 |
| 2576 | 2595 | 1 | RMS | 2576 | -47.11 | -25 | Pass | 401 |



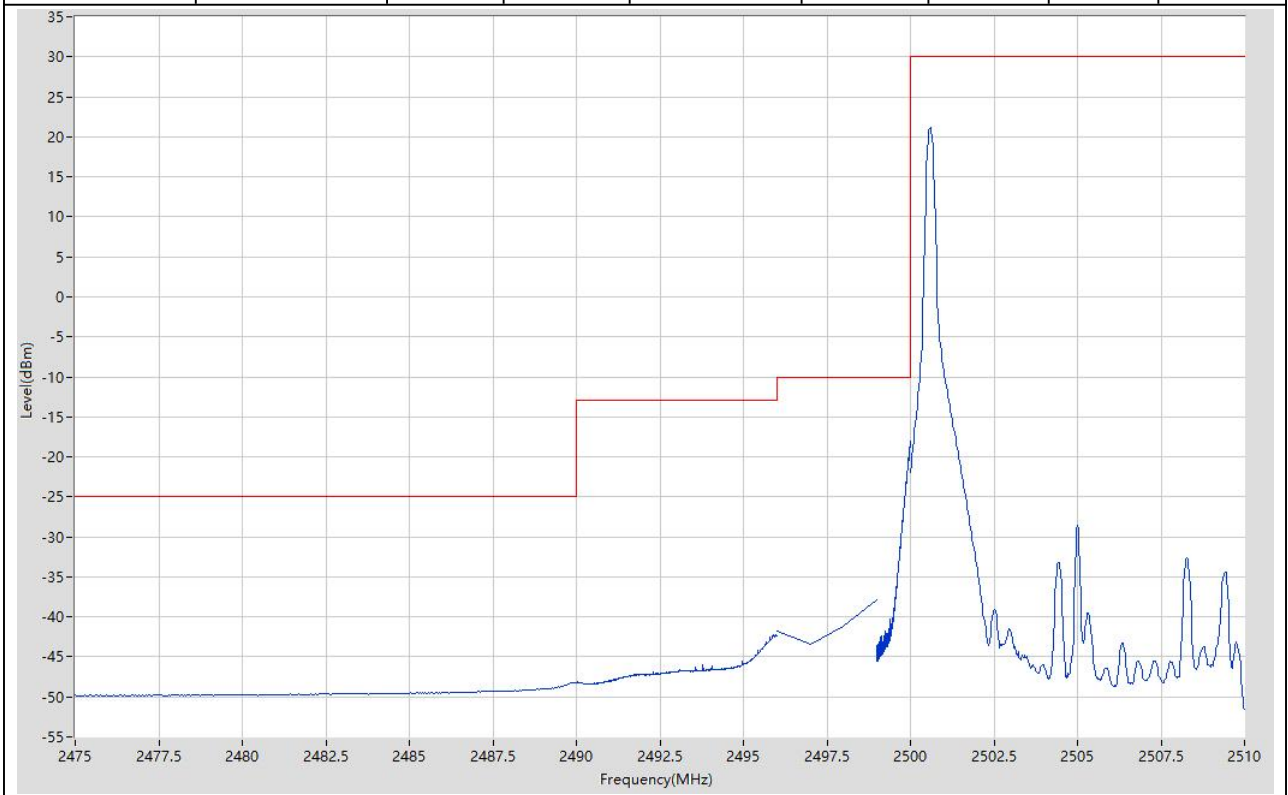
11.8. LTE Band Edge(NTNV)(Subtest:8, Channel:21425, Bandwidth:5, Modulation:Q16, RB Number: 25, RB Position:HIGH)

| Start Frequency (MHz) | Stop Frequency (MHz) | RBW (MHz) | Detector | Frequency (MHz) | Power (dBm) | Limit (dBm) | Verdict | Sweep Point |
|-----------------------|----------------------|-----------|----------|-----------------|-------------|-------------|---------|-------------|
| 2565 | 2570 | 0.1 | RMS | 2565.588 | 5.93 | 30 | Pass | 401 |
| 2570 | 2571 | 0.1 | RMS | 2570 | -28.36 | -10 | Pass | 401 |
| 2571 | 2575 | 1 | RMS | 2571 | -27.46 | -10 | Pass | 5 |
| 2575 | 2576 | 1 | RMS | 2575.025 | -36.3 | -13 | Pass | 401 |
| 2576 | 2595 | 1 | RMS | 2576 | -37.53 | -25 | Pass | 401 |



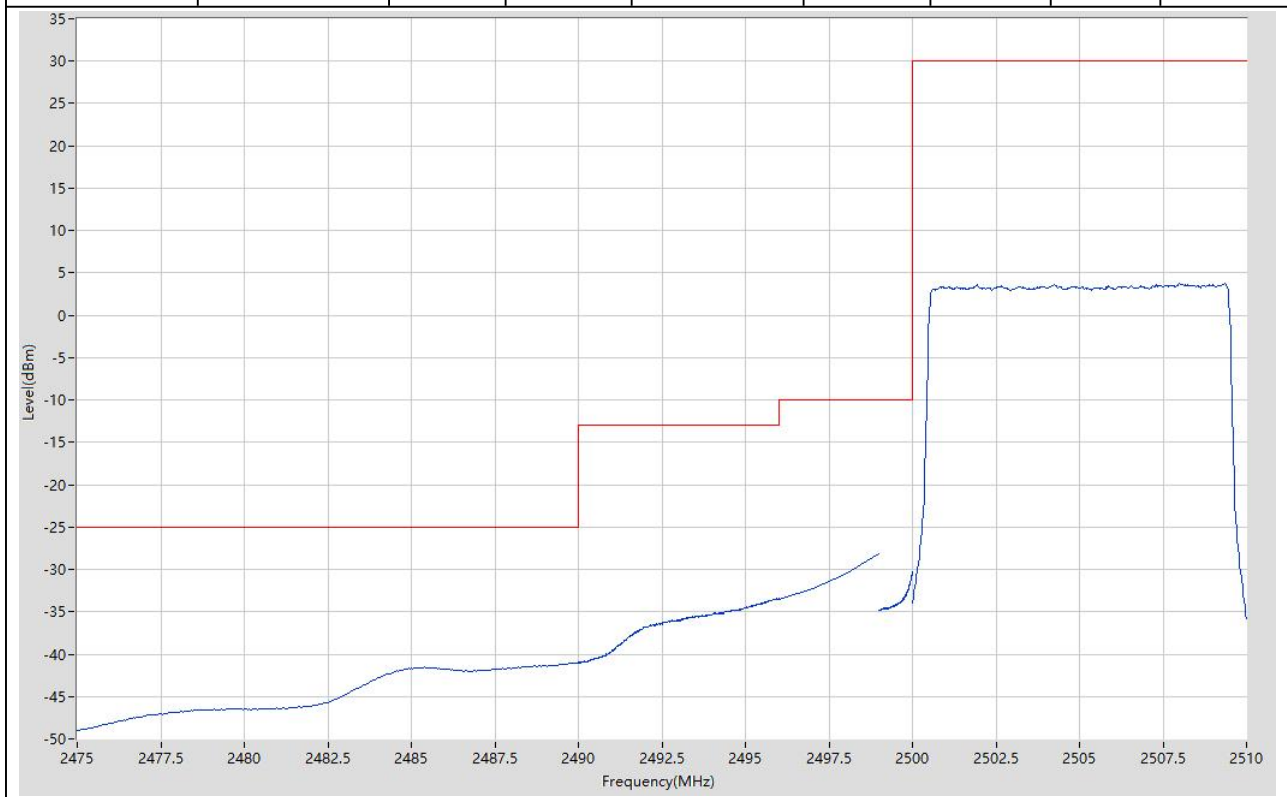
11.9. LTE Band Edge(NTNV)(Subtest:9, Channel:20800, Bandwidth:10, Modulation:QPSK, RB Number: 1, RB Position:LOW)

| Start Frequency (MHz) | Stop Frequency (MHz) | RBW (MHz) | Detector | Frequency (MHz) | Power (dBm) | Limit (dBm) | Verdict | Sweep Point |
|-----------------------|----------------------|-----------|----------|-----------------|-------------|-------------|---------|-------------|
| 2475 | 2490 | 1 | RMS | 2490 | -48.16 | -25 | Pass | 401 |
| 2490 | 2496 | 1 | RMS | 2495.895 | -42.25 | -13 | Pass | 401 |
| 2496 | 2499 | 1 | RMS | 2499 | -37.91 | -10 | Pass | 4 |
| 2499 | 2500 | 0.2 | RMS | 2500 | -18 | -10 | Pass | 401 |
| 2500 | 2510 | 0.1 | RMS | 2500.6 | 21.14 | 30 | Pass | 401 |



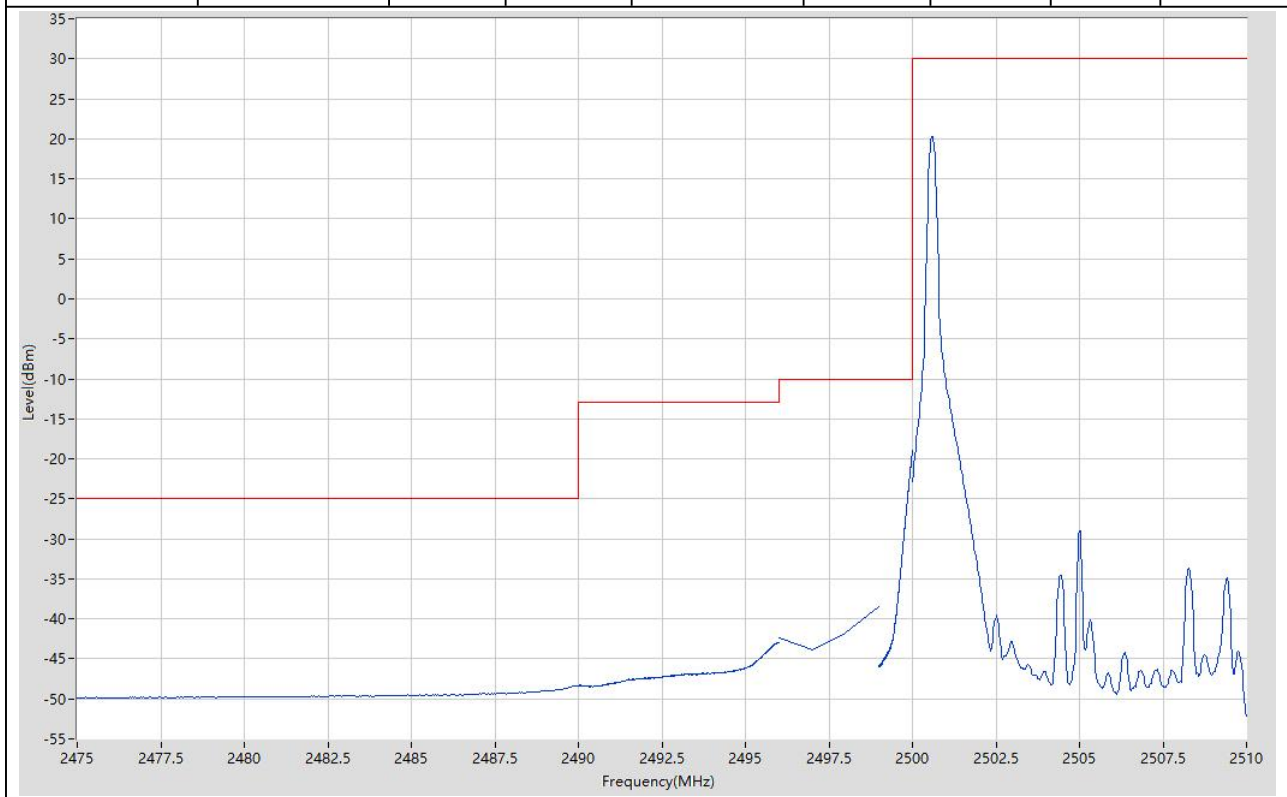
11.10. LTE Band Edge(NTNV)(Subtest:10, Channel:20800, Bandwidth:10, Modulation:QPSK, RB Number: 50, RB Position:LOW)

| Start Frequency (MHz) | Stop Frequency (MHz) | RBW (MHz) | Detector | Frequency (MHz) | Power (dBm) | Limit (dBm) | Verdict | Sweep Point |
|-----------------------|----------------------|-----------|----------|-----------------|-------------|-------------|---------|-------------|
| 2475 | 2490 | 1 | RMS | 2490 | -40.96 | -25 | Pass | 401 |
| 2490 | 2496 | 1 | RMS | 2496 | -33.39 | -13 | Pass | 401 |
| 2496 | 2499 | 1 | RMS | 2499 | -28.14 | -10 | Pass | 4 |
| 2499 | 2500 | 0.2 | RMS | 2500 | -30.24 | -10 | Pass | 401 |
| 2500 | 2510 | 0.1 | RMS | 2508 | 3.76 | 30 | Pass | 401 |



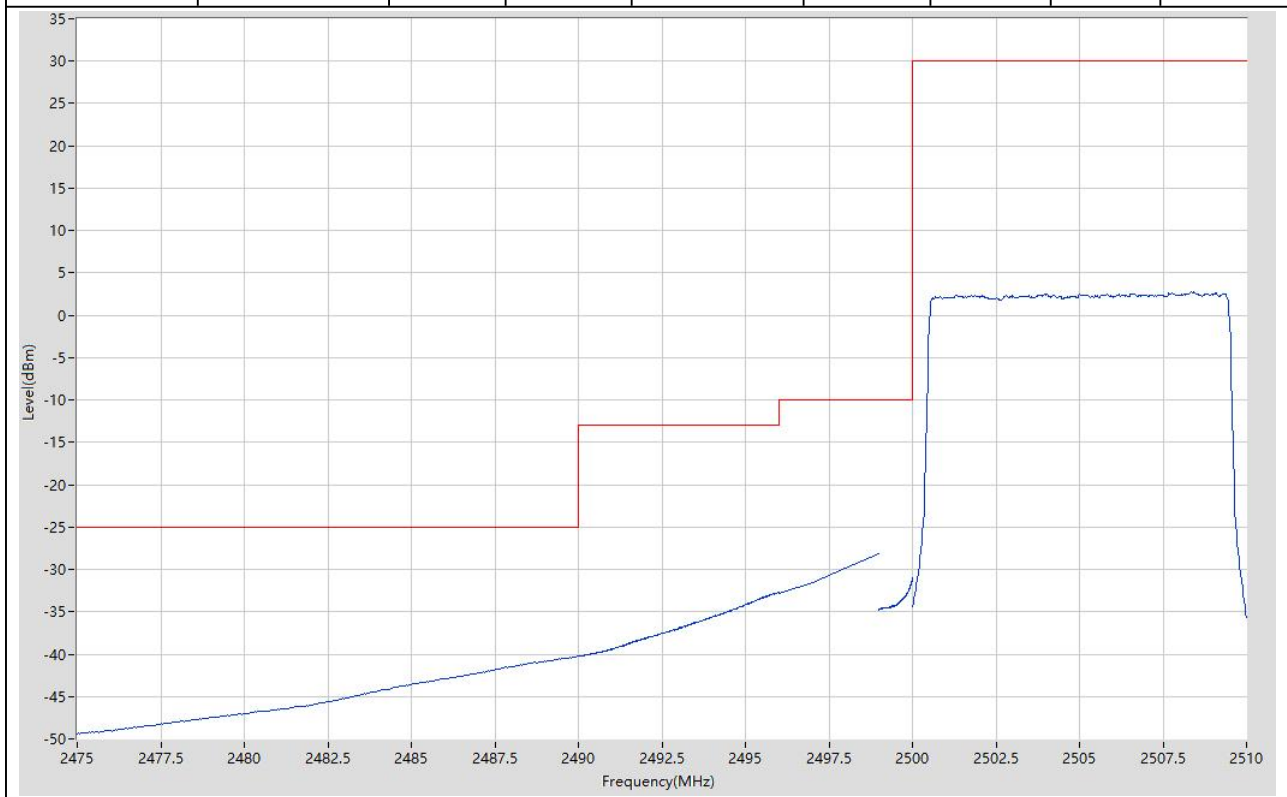
11.11. LTE Band Edge(NTNV)(Subtest:11, Channel:20800, Bandwidth:10, Modulation:Q16, RB Number: 1, RB Position:LOW)

| Start Frequency (MHz) | Stop Frequency (MHz) | RBW (MHz) | Detector | Frequency (MHz) | Power (dBm) | Limit (dBm) | Verdict | Sweep Point |
|-----------------------|----------------------|-----------|----------|-----------------|-------------|-------------|---------|-------------|
| 2475 | 2490 | 1 | RMS | 2489.925 | -48.32 | -25 | Pass | 401 |
| 2490 | 2496 | 1 | RMS | 2496 | -42.95 | -13 | Pass | 401 |
| 2496 | 2499 | 1 | RMS | 2499 | -38.43 | -10 | Pass | 4 |
| 2499 | 2500 | 0.2 | RMS | 2499.998 | -18.97 | -10 | Pass | 401 |
| 2500 | 2510 | 0.1 | RMS | 2500.6 | 20.25 | 30 | Pass | 401 |



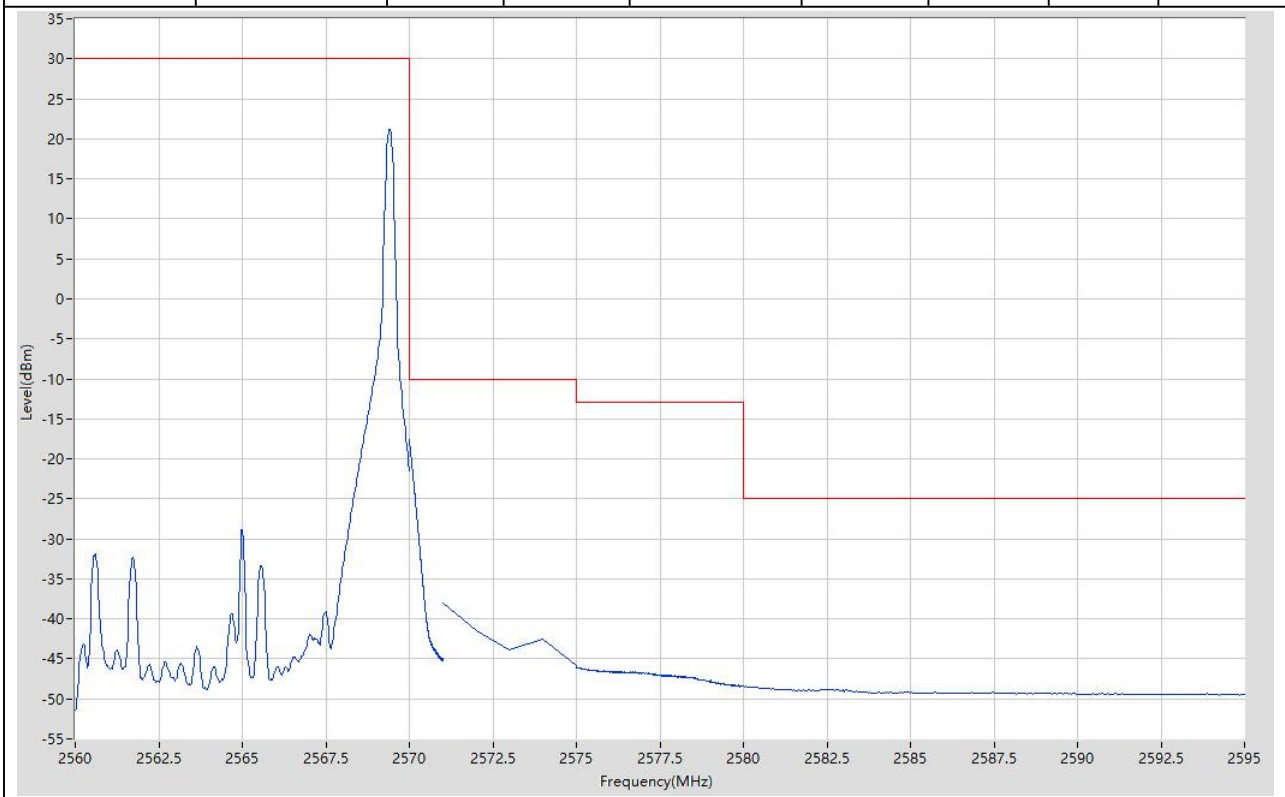
11.12. LTE Band Edge(NTNV)(Subtest:12, Channel:20800, Bandwidth:10, Modulation:Q16, RB Number: 50, RB Position:LOW)

| Start Frequency (MHz) | Stop Frequency (MHz) | RBW (MHz) | Detector | Frequency (MHz) | Power (dBm) | Limit (dBm) | Verdict | Sweep Point |
|-----------------------|----------------------|-----------|----------|-----------------|-------------|-------------|---------|-------------|
| 2475 | 2490 | 1 | RMS | 2490 | -40.25 | -25 | Pass | 401 |
| 2490 | 2496 | 1 | RMS | 2496 | -32.64 | -13 | Pass | 401 |
| 2496 | 2499 | 1 | RMS | 2499 | -28.08 | -10 | Pass | 4 |
| 2499 | 2500 | 0.2 | RMS | 2500 | -30.99 | -10 | Pass | 401 |
| 2500 | 2510 | 0.1 | RMS | 2508.4 | 2.78 | 30 | Pass | 401 |



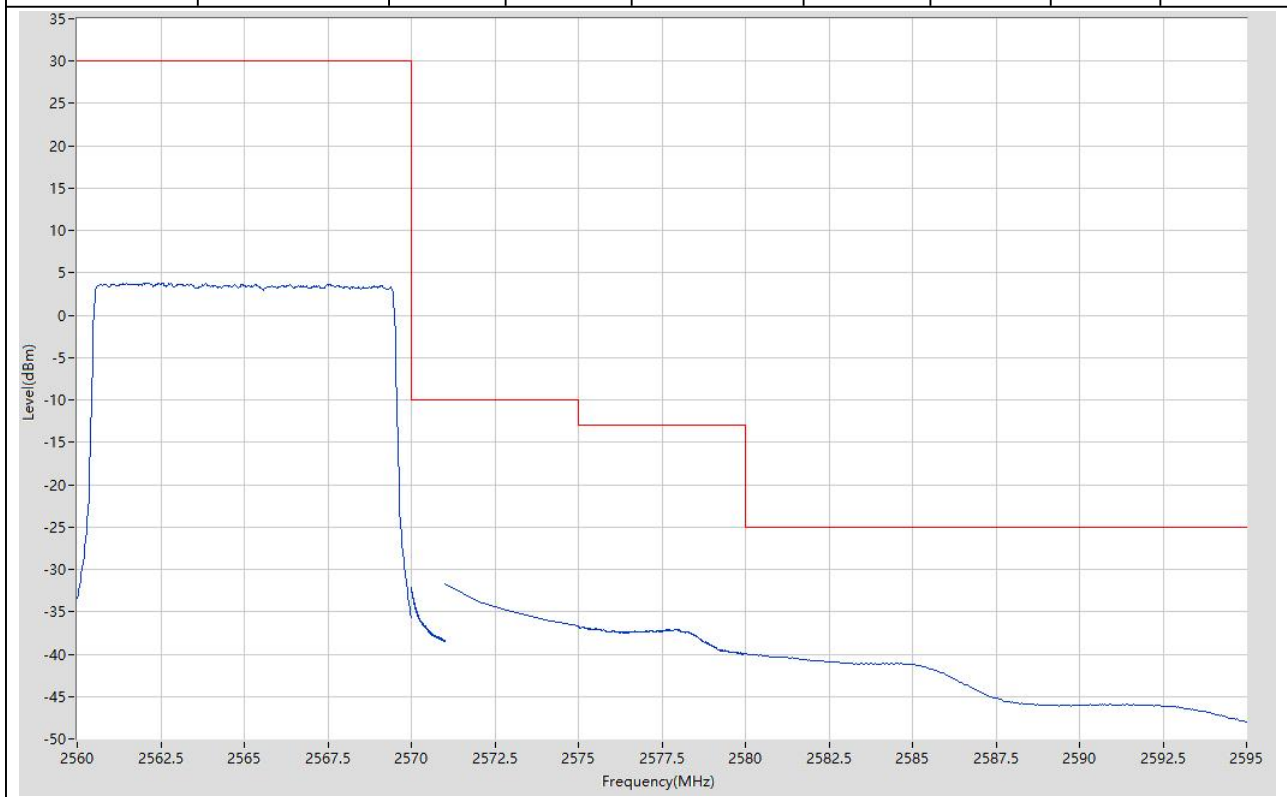
11.13. LTE Band Edge(NTNV)(Subtest:13, Channel:21400, Bandwidth:10, Modulation:QPSK, RB Number: 1, RB Position:HIGH)

| Start Frequency (MHz) | Stop Frequency (MHz) | RBW (MHz) | Detector | Frequency (MHz) | Power (dBm) | Limit (dBm) | Verdict | Sweep Point |
|-----------------------|----------------------|-----------|----------|-----------------|-------------|-------------|---------|-------------|
| 2560 | 2570 | 0.1 | RMS | 2569.4 | 21.21 | 30 | Pass | 401 |
| 2570 | 2571 | 0.2 | RMS | 2570 | -17.56 | -10 | Pass | 401 |
| 2571 | 2575 | 1 | RMS | 2571 | -37.96 | -10 | Pass | 5 |
| 2575 | 2580 | 1 | RMS | 2575 | -46.02 | -13 | Pass | 401 |
| 2580 | 2595 | 1 | RMS | 2580 | -48.4 | -25 | Pass | 401 |



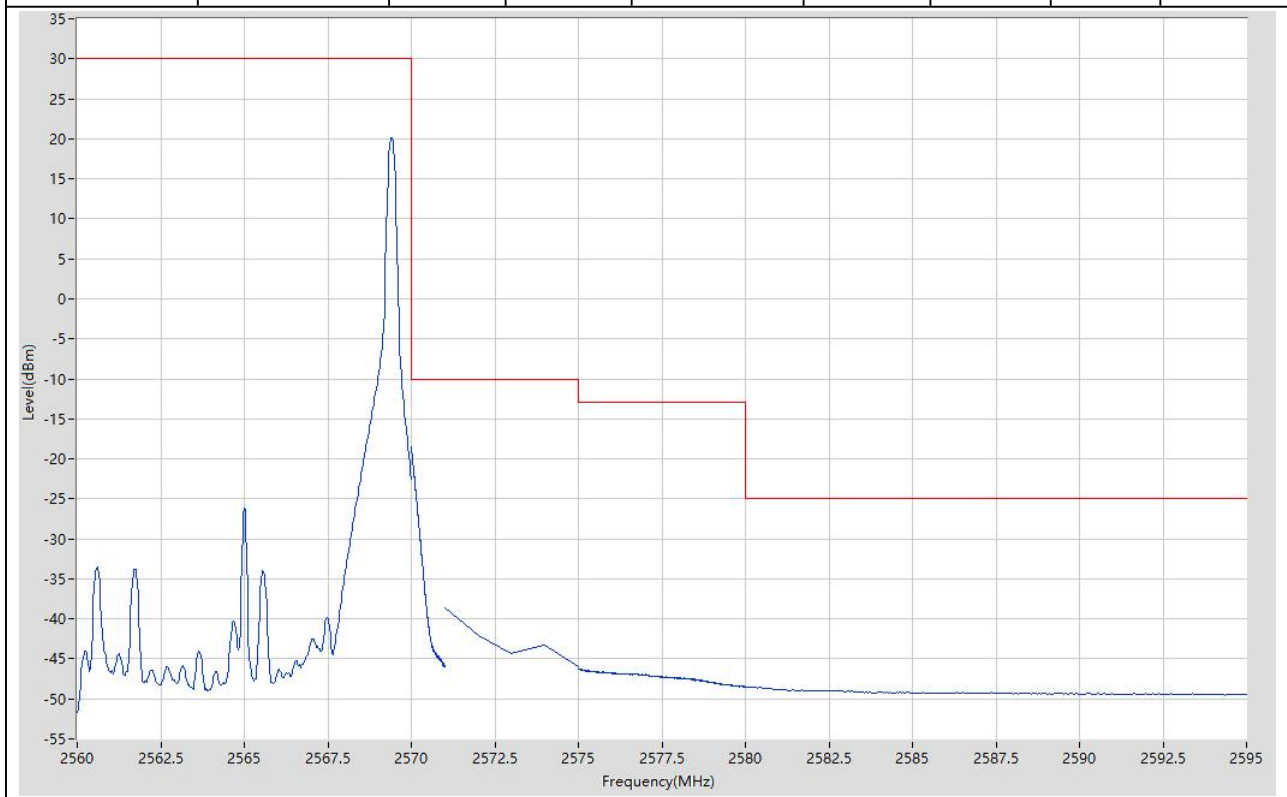
11.14. LTE Band Edge(NTNV)(Subtest:14, Channel:21400, Bandwidth:10, Modulation:QPSK, RB Number: 50, RB Position:HIGH)

| Start Frequency (MHz) | Stop Frequency (MHz) | RBW (MHz) | Detector | Frequency (MHz) | Power (dBm) | Limit (dBm) | Verdict | Sweep Point |
|-----------------------|----------------------|-----------|----------|-----------------|-------------|-------------|---------|-------------|
| 2560 | 2570 | 0.1 | RMS | 2562.175 | 3.84 | 30 | Pass | 401 |
| 2570 | 2571 | 0.2 | RMS | 2570.003 | -32.12 | -10 | Pass | 401 |
| 2571 | 2575 | 1 | RMS | 2571 | -31.74 | -10 | Pass | 5 |
| 2575 | 2580 | 1 | RMS | 2575.113 | -36.78 | -13 | Pass | 401 |
| 2580 | 2595 | 1 | RMS | 2580 | -39.97 | -25 | Pass | 401 |



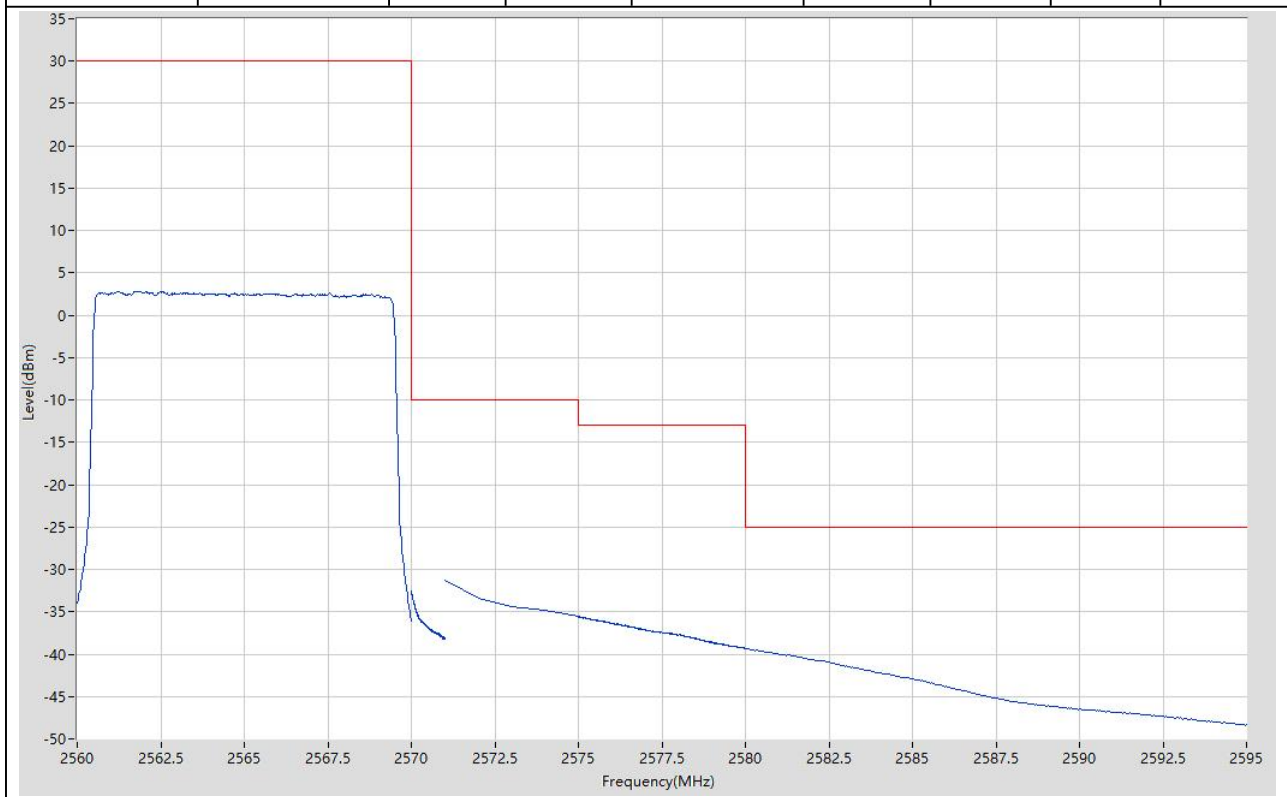
11.15. LTE Band Edge(NTNV)(Subtest:15, Channel:21400, Bandwidth:10, Modulation:Q16, RB Number: 1, RB Position:HIGH)

| Start Frequency (MHz) | Stop Frequency (MHz) | RBW (MHz) | Detector | Frequency (MHz) | Power (dBm) | Limit (dBm) | Verdict | Sweep Point |
|-----------------------|----------------------|-----------|----------|-----------------|-------------|-------------|---------|-------------|
| 2560 | 2570 | 0.1 | RMS | 2569.4 | 20.16 | 30 | Pass | 401 |
| 2570 | 2571 | 0.2 | RMS | 2570 | -18.51 | -10 | Pass | 401 |
| 2571 | 2575 | 1 | RMS | 2571 | -38.56 | -10 | Pass | 5 |
| 2575 | 2580 | 1 | RMS | 2575 | -46.23 | -13 | Pass | 401 |
| 2580 | 2595 | 1 | RMS | 2580.038 | -48.47 | -25 | Pass | 401 |



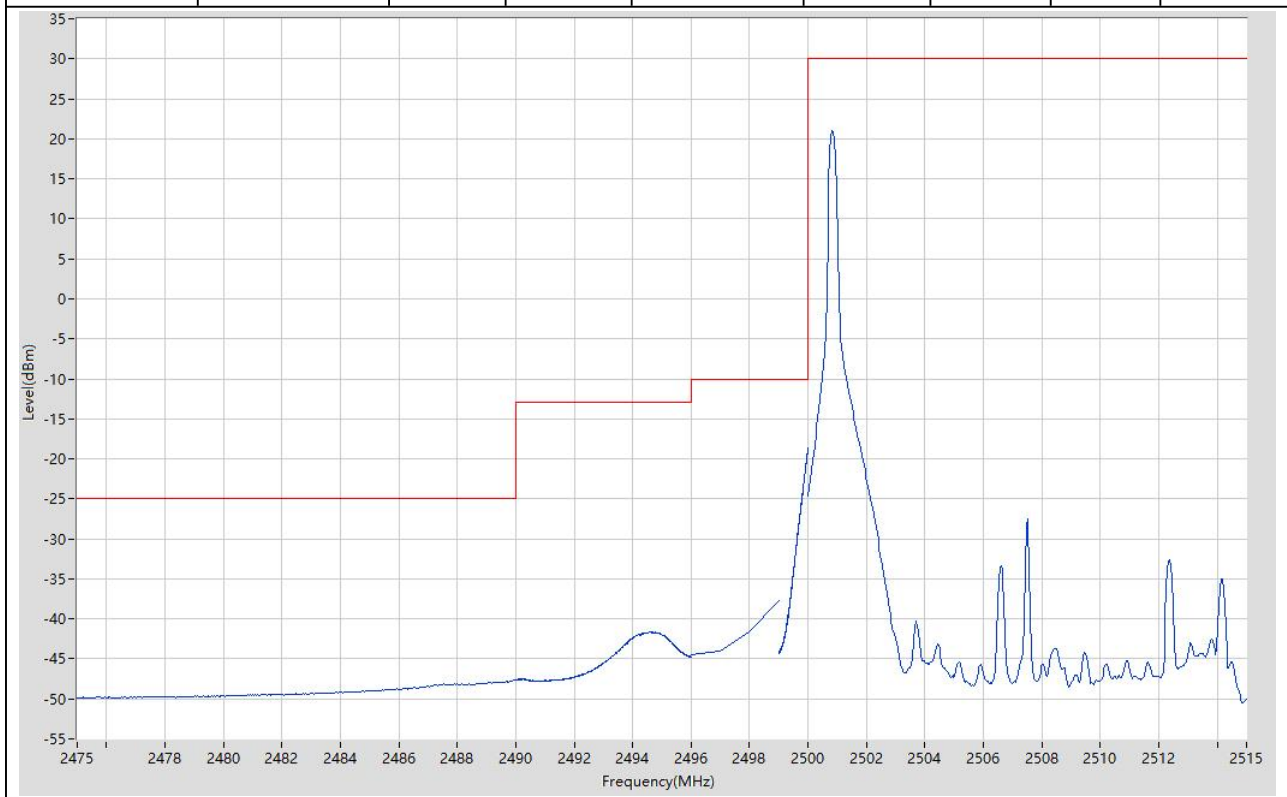
11.16. LTE Band Edge(NTNV)(Subtest:16, Channel:21400, Bandwidth:10, Modulation:Q16, RB Number: 50, RB Position:HIGH)

| Start Frequency (MHz) | Stop Frequency (MHz) | RBW (MHz) | Detector | Frequency (MHz) | Power (dBm) | Limit (dBm) | Verdict | Sweep Point |
|-----------------------|----------------------|-----------|----------|-----------------|-------------|-------------|---------|-------------|
| 2560 | 2570 | 0.1 | RMS | 2561.75 | 2.84 | 30 | Pass | 401 |
| 2570 | 2571 | 0.2 | RMS | 2570 | -32.49 | -10 | Pass | 401 |
| 2571 | 2575 | 1 | RMS | 2571 | -31.26 | -10 | Pass | 5 |
| 2575 | 2580 | 1 | RMS | 2575 | -35.55 | -13 | Pass | 401 |
| 2580 | 2595 | 1 | RMS | 2580 | -39.29 | -25 | Pass | 401 |



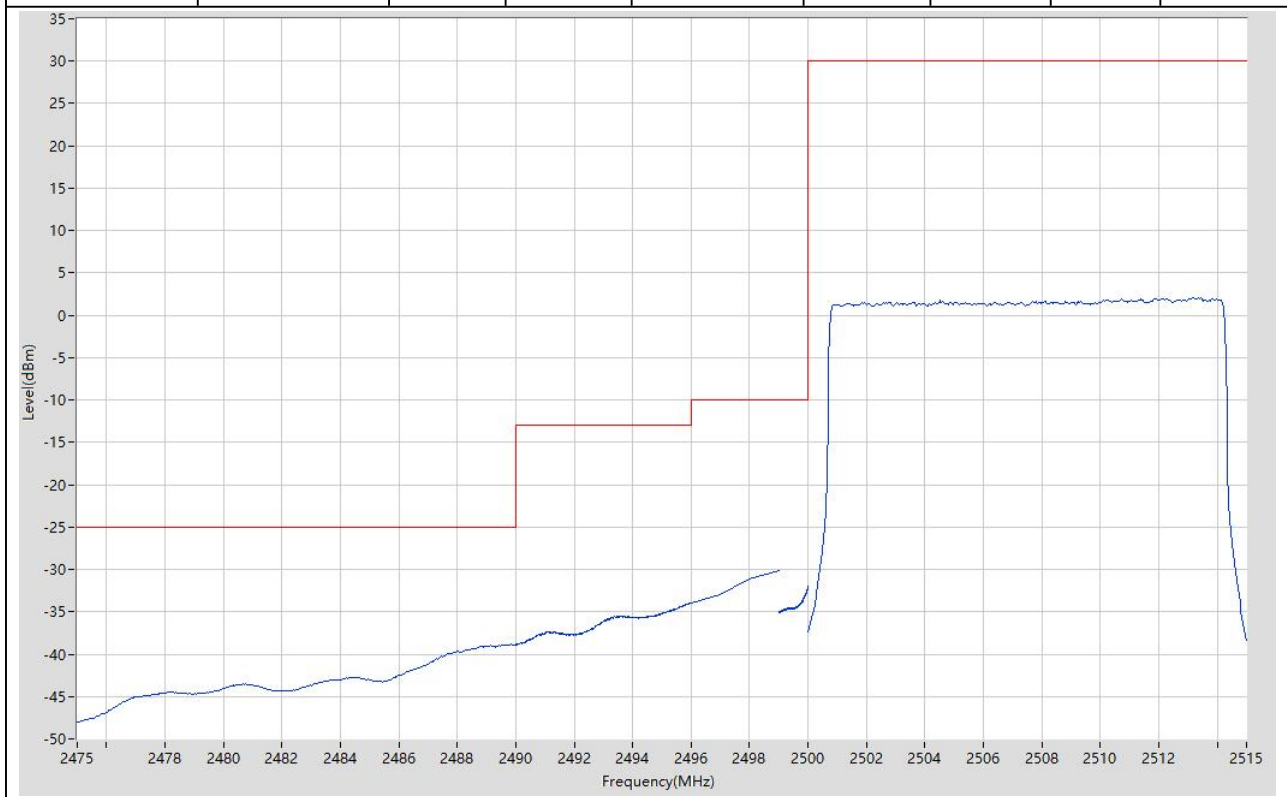
11.17. LTE Band Edge(NTNV)(Subtest:17, Channel:20825, Bandwidth:15, Modulation:QPSK, RB Number: 1, RB Position:LOW)

| Start Frequency (MHz) | Stop Frequency (MHz) | RBW (MHz) | Detector | Frequency (MHz) | Power (dBm) | Limit (dBm) | Verdict | Sweep Point |
|-----------------------|----------------------|-----------|----------|-----------------|-------------|-------------|---------|-------------|
| 2475 | 2490 | 1 | RMS | 2489.963 | -47.62 | -25 | Pass | 401 |
| 2490 | 2496 | 1 | RMS | 2494.59 | -41.64 | -13 | Pass | 401 |
| 2496 | 2499 | 1 | RMS | 2499 | -37.66 | -10 | Pass | 4 |
| 2499 | 2500 | 0.3 | RMS | 2499.998 | -18.68 | -10 | Pass | 401 |
| 2500 | 2515 | 0.1 | RMS | 2500.825 | 20.97 | 30 | Pass | 401 |



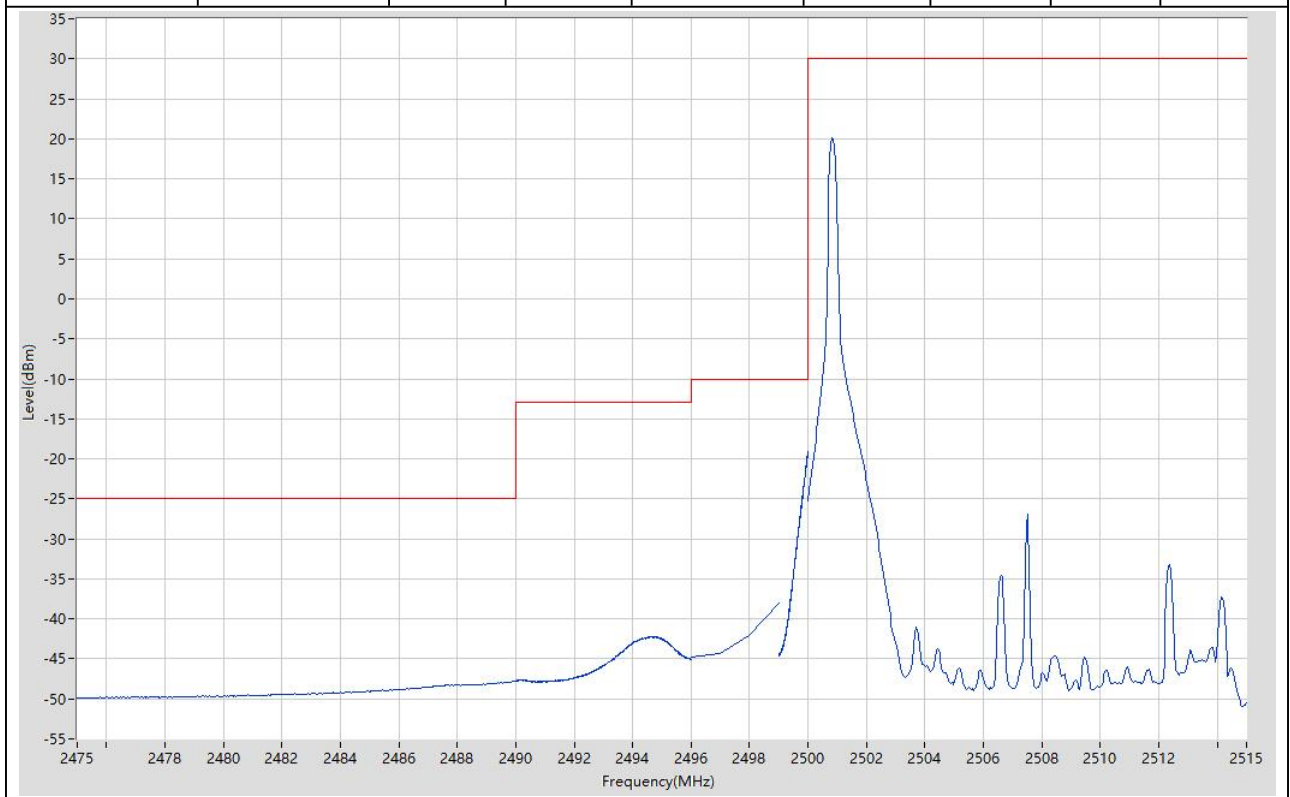
11.18. LTE Band Edge(NTNV)(Subtest:18, Channel:20825, Bandwidth:15, Modulation:QPSK, RB Number: 75, RB Position:LOW)

| Start Frequency (MHz) | Stop Frequency (MHz) | RBW (MHz) | Detector | Frequency (MHz) | Power (dBm) | Limit (dBm) | Verdict | Sweep Point |
|-----------------------|----------------------|-----------|----------|-----------------|-------------|-------------|---------|-------------|
| 2475 | 2490 | 1 | RMS | 2489.85 | -38.84 | -25 | Pass | 401 |
| 2490 | 2496 | 1 | RMS | 2496 | -33.93 | -13 | Pass | 401 |
| 2496 | 2499 | 1 | RMS | 2499 | -30.1 | -10 | Pass | 4 |
| 2499 | 2500 | 0.3 | RMS | 2499.998 | -32.02 | -10 | Pass | 401 |
| 2500 | 2515 | 0.1 | RMS | 2513.163 | 2.05 | 30 | Pass | 401 |



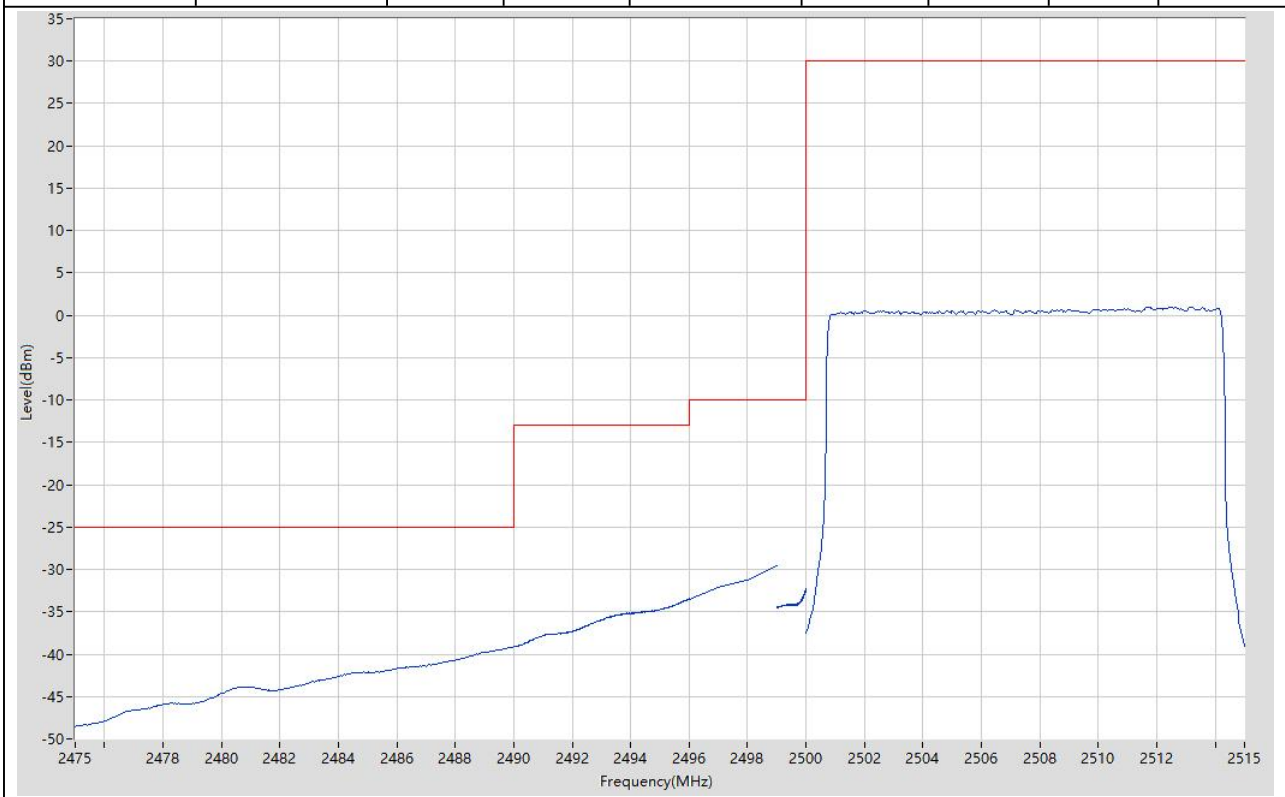
11.19. LTE Band Edge(NTNV)(Subtest:19, Channel:20825, Bandwidth:15, Modulation:Q16, RB Number: 1, RB Position:LOW)

| Start Frequency (MHz) | Stop Frequency (MHz) | RBW (MHz) | Detector | Frequency (MHz) | Power (dBm) | Limit (dBm) | Verdict | Sweep Point |
|-----------------------|----------------------|-----------|----------|-----------------|-------------|-------------|---------|-------------|
| 2475 | 2490 | 1 | RMS | 2489.963 | -47.72 | -25 | Pass | 401 |
| 2490 | 2496 | 1 | RMS | 2494.695 | -42.23 | -13 | Pass | 401 |
| 2496 | 2499 | 1 | RMS | 2499 | -38 | -10 | Pass | 4 |
| 2499 | 2500 | 0.3 | RMS | 2499.998 | -19.07 | -10 | Pass | 401 |
| 2500 | 2515 | 0.1 | RMS | 2500.825 | 20.13 | 30 | Pass | 401 |



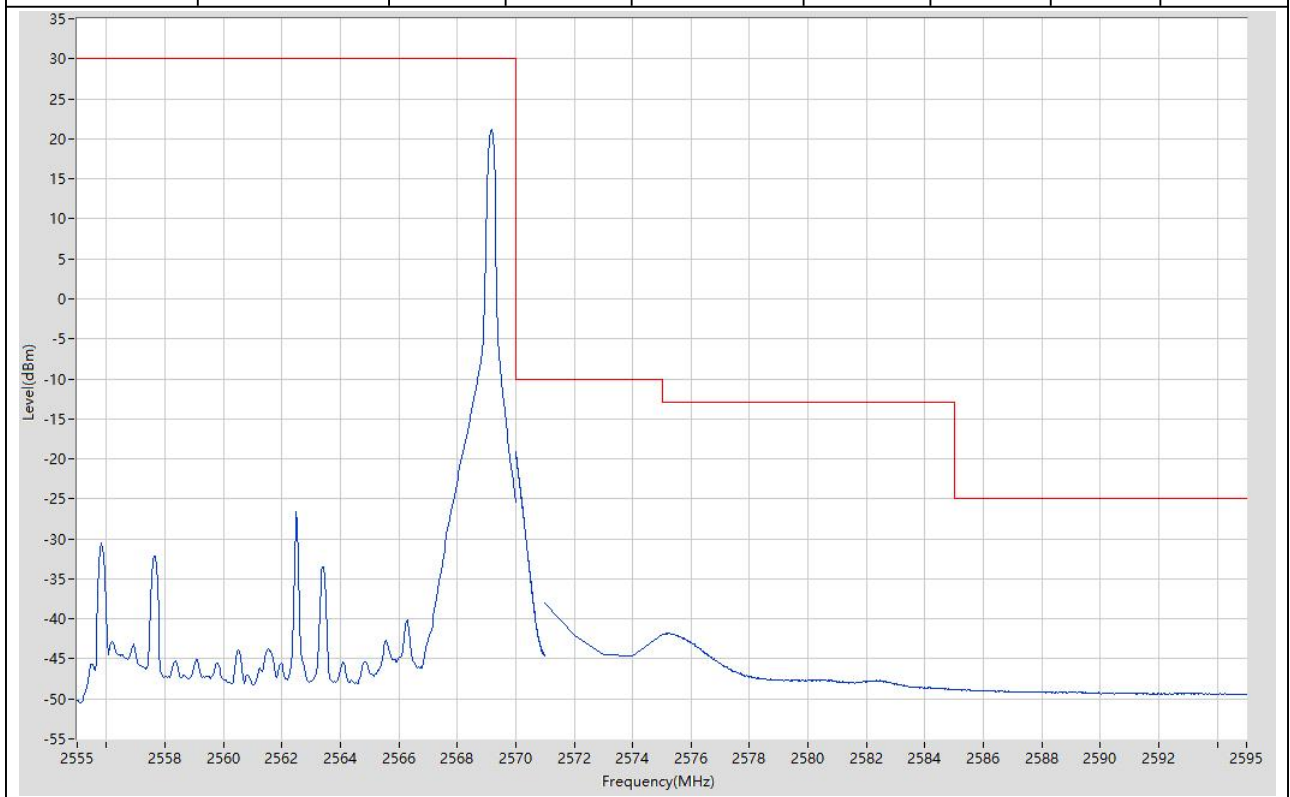
11.20. LTE Band Edge(NTNV)(Subtest:20, Channel:20825, Bandwidth:15, Modulation:Q16, RB Number: 75, RB Position:LOW)

| Start Frequency (MHz) | Stop Frequency (MHz) | RBW (MHz) | Detector | Frequency (MHz) | Power (dBm) | Limit (dBm) | Verdict | Sweep Point |
|-----------------------|----------------------|-----------|----------|-----------------|-------------|-------------|---------|-------------|
| 2475 | 2490 | 1 | RMS | 2490 | -39.14 | -25 | Pass | 401 |
| 2490 | 2496 | 1 | RMS | 2496 | -33.43 | -13 | Pass | 401 |
| 2496 | 2499 | 1 | RMS | 2499 | -29.61 | -10 | Pass | 4 |
| 2499 | 2500 | 0.3 | RMS | 2500 | -32.26 | -10 | Pass | 401 |
| 2500 | 2515 | 0.1 | RMS | 2513.2 | 1.01 | 30 | Pass | 401 |



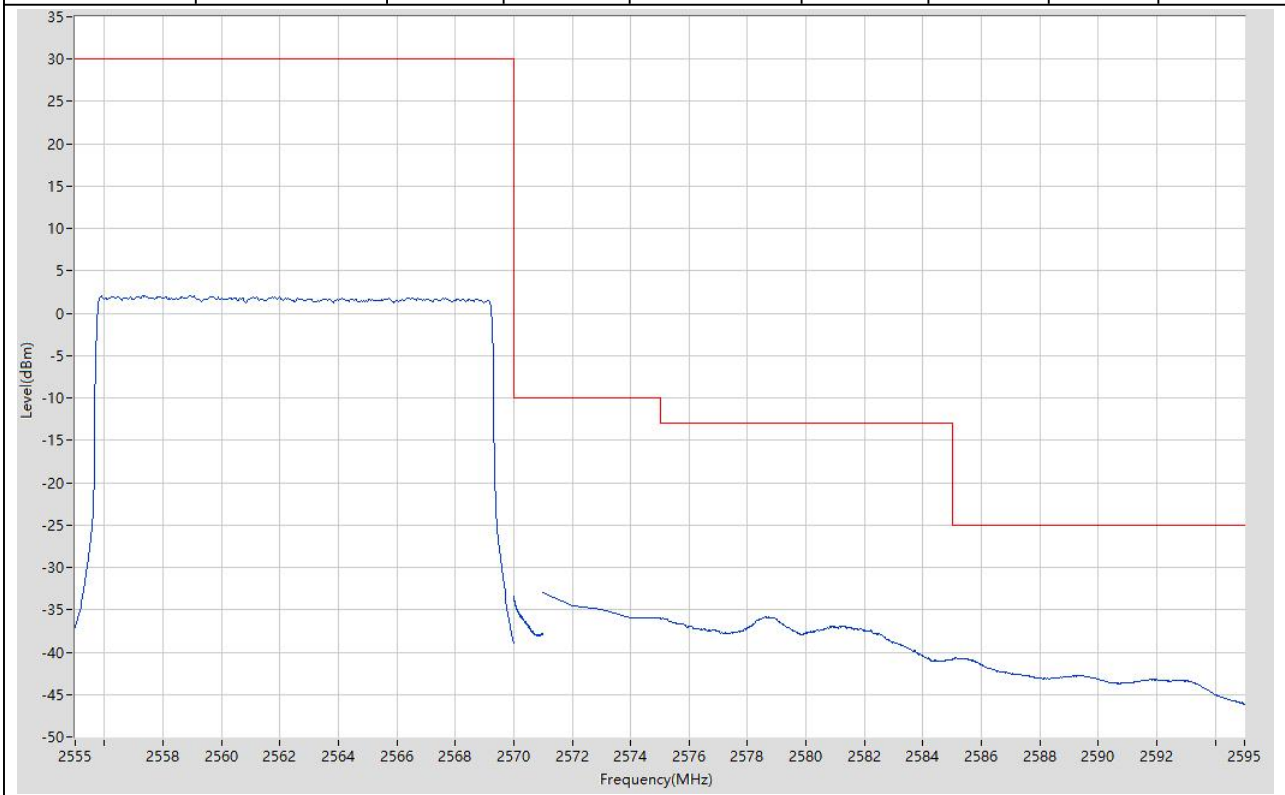
11.21. LTE Band Edge(NTNV)(Subtest:21, Channel:21375, Bandwidth:15, Modulation:QPSK, RB Number: 1, RB Position:HIGH)

| Start Frequency (MHz) | Stop Frequency (MHz) | RBW (MHz) | Detector | Frequency (MHz) | Power (dBm) | Limit (dBm) | Verdict | Sweep Point |
|-----------------------|----------------------|-----------|----------|-----------------|-------------|-------------|---------|-------------|
| 2555 | 2570 | 0.1 | RMS | 2569.175 | 21.14 | 30 | Pass | 401 |
| 2570 | 2571 | 0.3 | RMS | 2570.003 | -19.05 | -10 | Pass | 401 |
| 2571 | 2575 | 1 | RMS | 2571 | -38.09 | -10 | Pass | 5 |
| 2575 | 2585 | 1 | RMS | 2575.225 | -41.79 | -13 | Pass | 401 |
| 2585 | 2595 | 1 | RMS | 2585 | -48.81 | -25 | Pass | 401 |



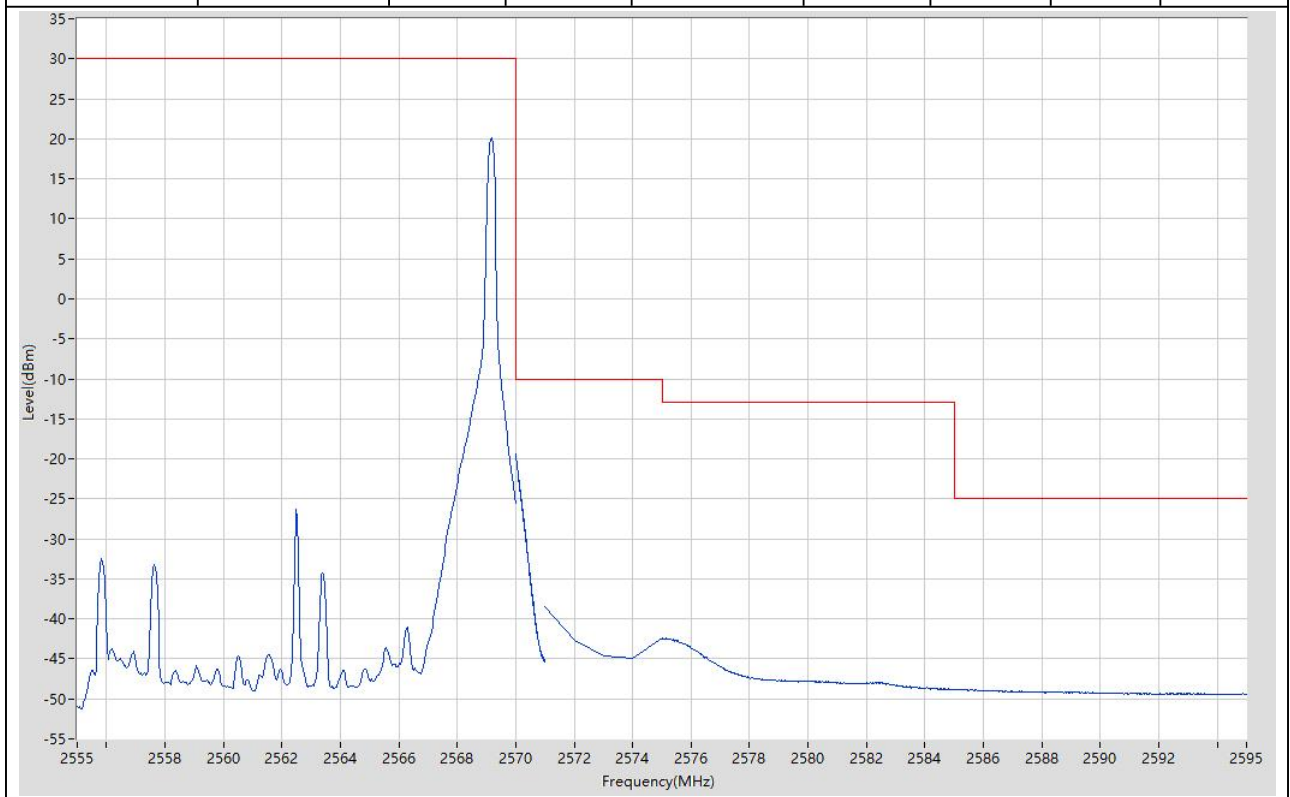
11.22. LTE Band Edge(NTNV)(Subtest:22, Channel:21375, Bandwidth:15, Modulation:QPSK, RB Number: 75, RB Position:HIGH)

| Start Frequency (MHz) | Stop Frequency (MHz) | RBW (MHz) | Detector | Frequency (MHz) | Power (dBm) | Limit (dBm) | Verdict | Sweep Point |
|-----------------------|----------------------|-----------|----------|-----------------|-------------|-------------|---------|-------------|
| 2555 | 2570 | 0.1 | RMS | 2557.4 | 2.1 | 30 | Pass | 401 |
| 2570 | 2571 | 0.3 | RMS | 2570.003 | -33.45 | -10 | Pass | 401 |
| 2571 | 2575 | 1 | RMS | 2571 | -32.98 | -10 | Pass | 5 |
| 2575 | 2585 | 1 | RMS | 2578.7 | -35.83 | -13 | Pass | 401 |
| 2585 | 2595 | 1 | RMS | 2585.15 | -40.67 | -25 | Pass | 401 |



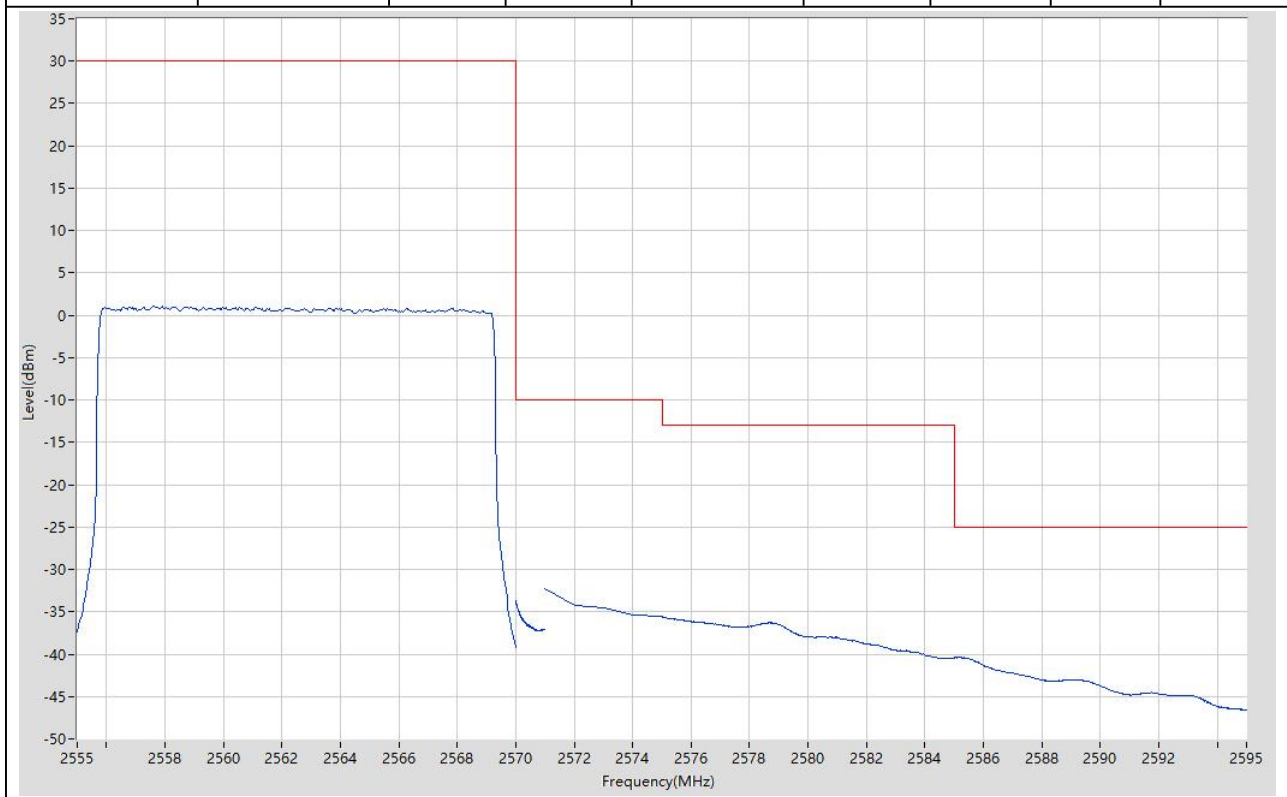
11.23. LTE Band Edge(NTNV)(Subtest:23, Channel:21375, Bandwidth:15, Modulation:Q16, RB Number: 1, RB Position:HIGH)

| Start Frequency (MHz) | Stop Frequency (MHz) | RBW (MHz) | Detector | Frequency (MHz) | Power (dBm) | Limit (dBm) | Verdict | Sweep Point |
|-----------------------|----------------------|-----------|----------|-----------------|-------------|-------------|---------|-------------|
| 2555 | 2570 | 0.1 | RMS | 2569.175 | 20.12 | 30 | Pass | 401 |
| 2570 | 2571 | 0.3 | RMS | 2570.005 | -19.42 | -10 | Pass | 401 |
| 2571 | 2575 | 1 | RMS | 2571 | -38.51 | -10 | Pass | 5 |
| 2575 | 2585 | 1 | RMS | 2575.15 | -42.44 | -13 | Pass | 401 |
| 2585 | 2595 | 1 | RMS | 2585.025 | -48.78 | -25 | Pass | 401 |



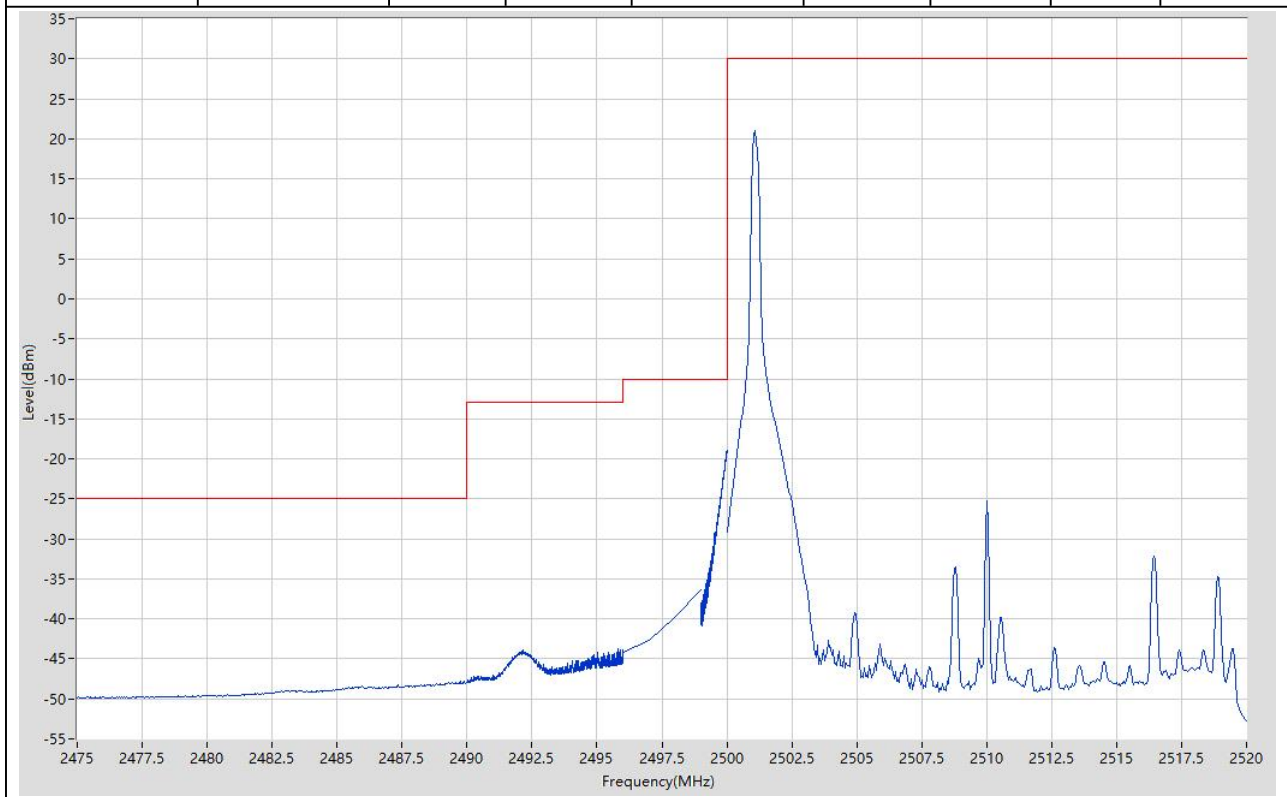
11.24. LTE Band Edge(NTNV)(Subtest:24, Channel:21375, Bandwidth:15, Modulation:Q16, RB Number: 75, RB Position:HIGH)

| Start Frequency (MHz) | Stop Frequency (MHz) | RBW (MHz) | Detector | Frequency (MHz) | Power (dBm) | Limit (dBm) | Verdict | Sweep Point |
|-----------------------|----------------------|-----------|----------|-----------------|-------------|-------------|---------|-------------|
| 2555 | 2570 | 0.1 | RMS | 2557.625 | 1.09 | 30 | Pass | 401 |
| 2570 | 2571 | 0.3 | RMS | 2570.003 | -33.64 | -10 | Pass | 401 |
| 2571 | 2575 | 1 | RMS | 2571 | -32.3 | -10 | Pass | 5 |
| 2575 | 2585 | 1 | RMS | 2575.05 | -35.67 | -13 | Pass | 401 |
| 2585 | 2595 | 1 | RMS | 2585.125 | -40.35 | -25 | Pass | 401 |



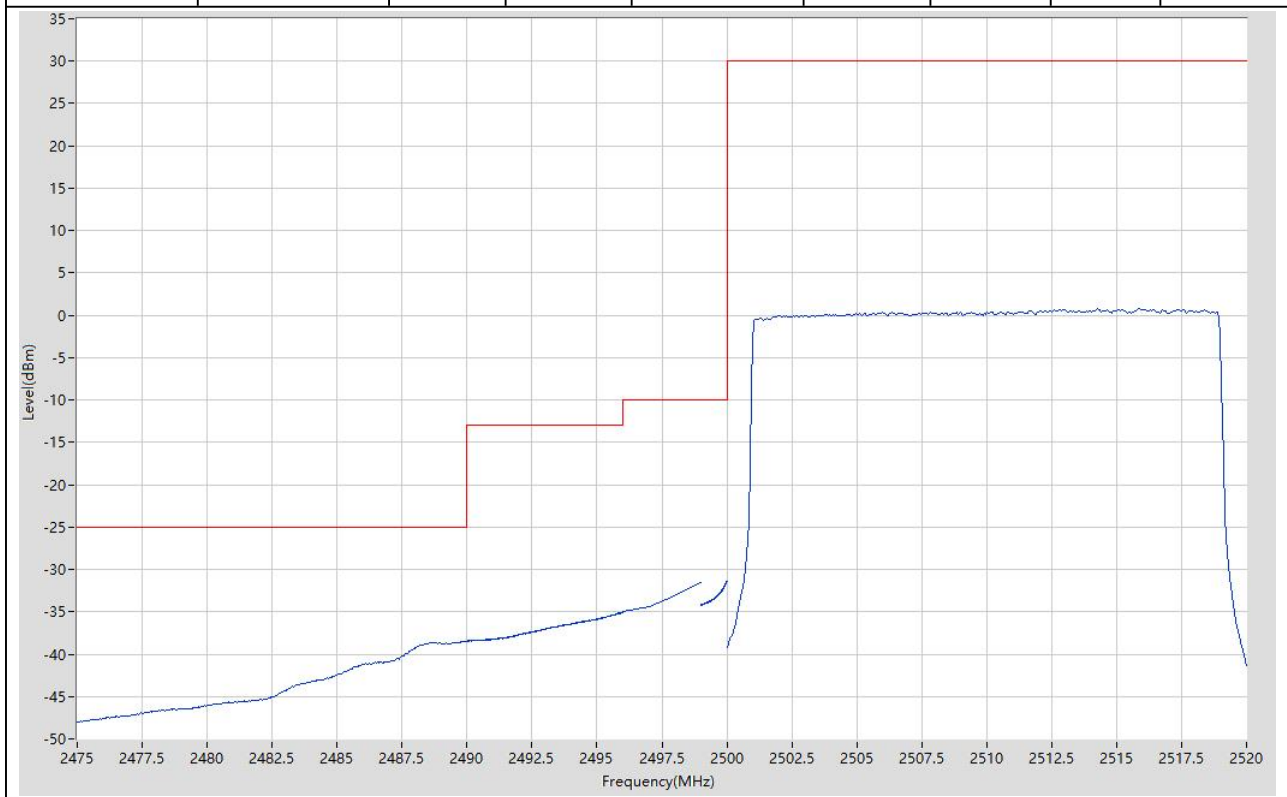
11.25. LTE Band Edge(NTNV)(Subtest:25, Channel:20850, Bandwidth:20, Modulation:QPSK, RB Number: 1, RB Position:LOW)

| Start Frequency (MHz) | Stop Frequency (MHz) | RBW (MHz) | Detector | Frequency (MHz) | Power (dBm) | Limit (dBm) | Verdict | Sweep Point |
|-----------------------|----------------------|-----------|----------|-----------------|-------------|-------------|---------|-------------|
| 2475 | 2490 | 1 | RMS | 2489.888 | -47.85 | -25 | Pass | 401 |
| 2490 | 2496 | 1 | RMS | 2495.805 | -43.77 | -13 | Pass | 401 |
| 2496 | 2499 | 1 | RMS | 2499 | -36.35 | -10 | Pass | 4 |
| 2499 | 2500 | 0.51 | RMS | 2499.998 | -18.97 | -10 | Pass | 401 |
| 2500 | 2520 | 0.1 | RMS | 2501.1 | 20.97 | 30 | Pass | 401 |



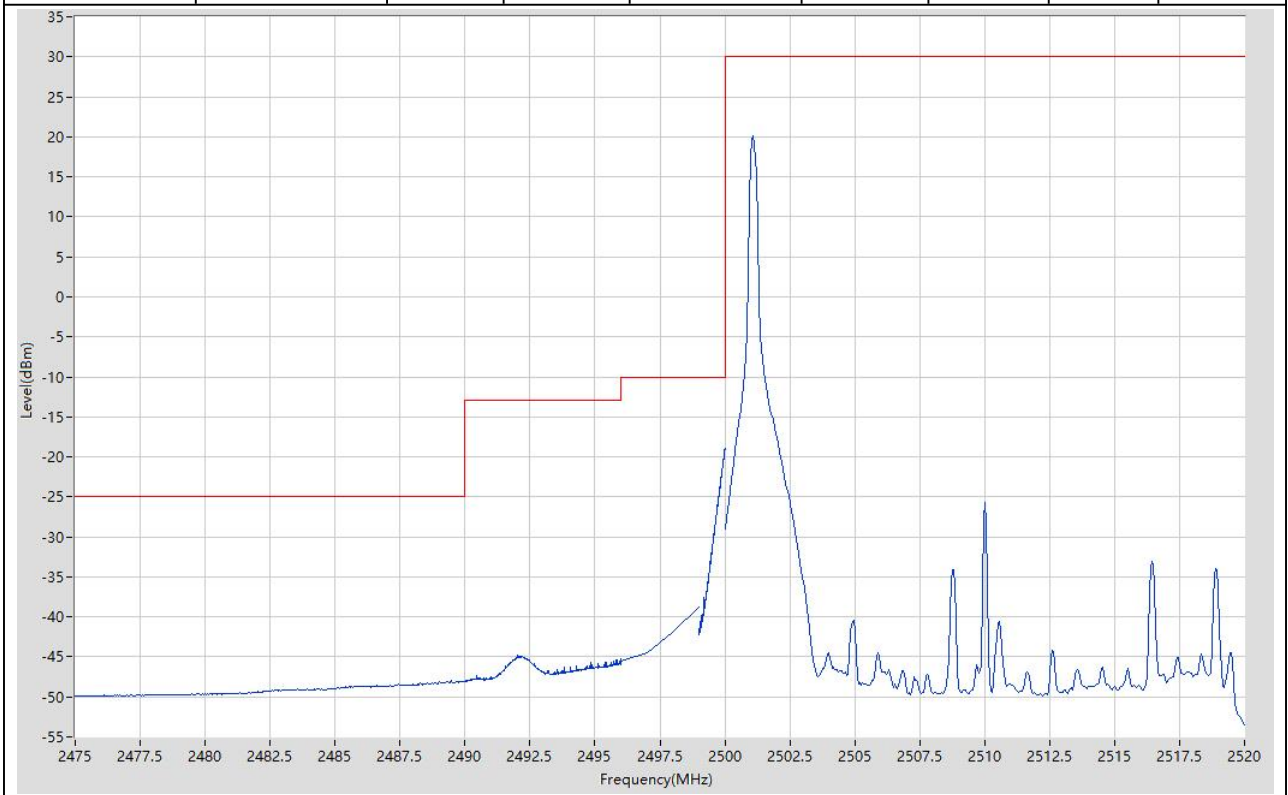
11.26. LTE Band Edge(NTNV)(Subtest:26, Channel:20850, Bandwidth:20, Modulation:QPSK, RB Number: 100, RB Position:LOW)

| Start Frequency (MHz) | Stop Frequency (MHz) | RBW (MHz) | Detector | Frequency (MHz) | Power (dBm) | Limit (dBm) | Verdict | Sweep Point |
|-----------------------|----------------------|-----------|----------|-----------------|-------------|-------------|---------|-------------|
| 2475 | 2490 | 1 | RMS | 2489.963 | -38.47 | -25 | Pass | 401 |
| 2490 | 2496 | 1 | RMS | 2496 | -35.01 | -13 | Pass | 401 |
| 2496 | 2499 | 1 | RMS | 2499 | -31.52 | -10 | Pass | 4 |
| 2499 | 2500 | 0.51 | RMS | 2500 | -31.36 | -10 | Pass | 401 |
| 2500 | 2520 | 0.1 | RMS | 2515.85 | 0.76 | 30 | Pass | 401 |



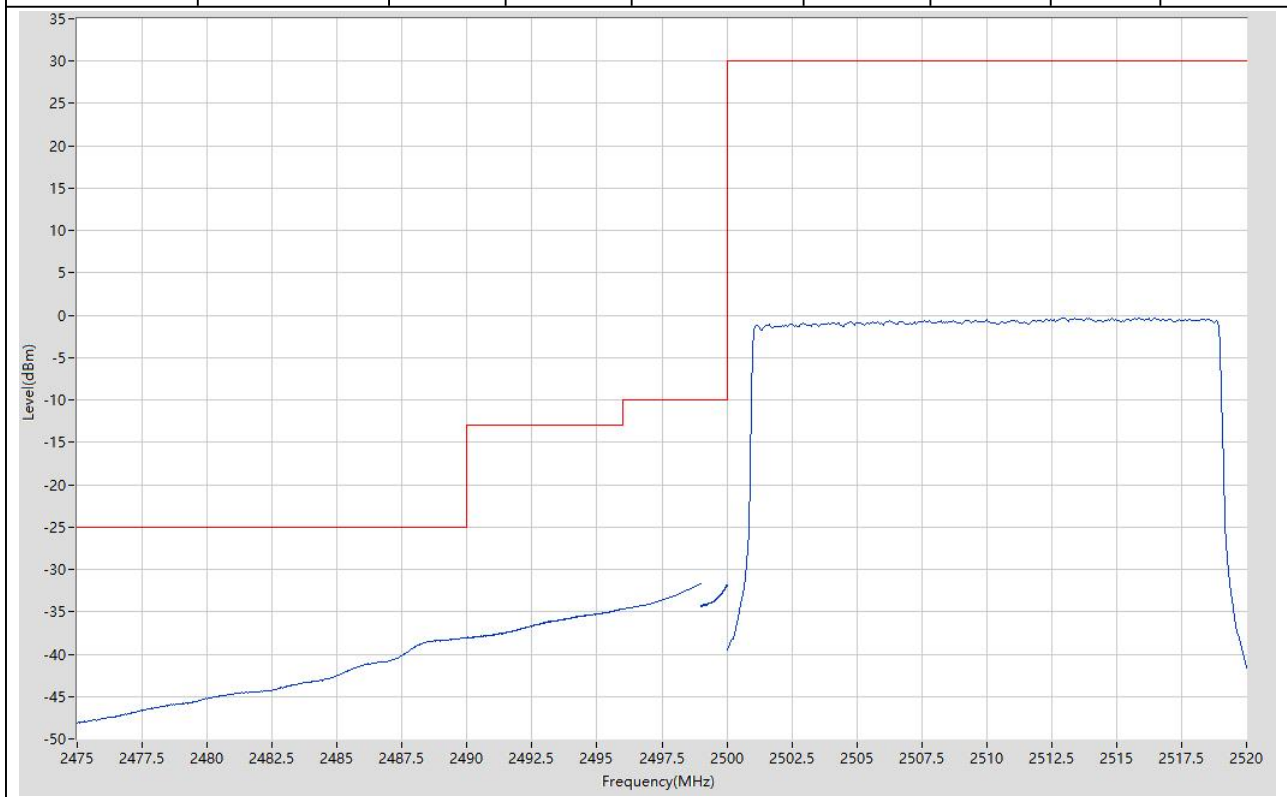
11.27. LTE Band Edge(NTNV)(Subtest:27, Channel:20850, Bandwidth:20, Modulation:Q16, RB Number: 1, RB Position:LOW)

| Start Frequency (MHz) | Stop Frequency (MHz) | RBW (MHz) | Detector | Frequency (MHz) | Power (dBm) | Limit (dBm) | Verdict | Sweep Point |
|-----------------------|----------------------|-----------|----------|-----------------|-------------|-------------|---------|-------------|
| 2475 | 2490 | 1 | RMS | 2489.475 | -47.91 | -25 | Pass | 401 |
| 2490 | 2496 | 1 | RMS | 2492.025 | -44.81 | -13 | Pass | 401 |
| 2496 | 2499 | 1 | RMS | 2499 | -38.73 | -10 | Pass | 4 |
| 2499 | 2500 | 0.51 | RMS | 2499.998 | -18.99 | -10 | Pass | 401 |
| 2500 | 2520 | 0.1 | RMS | 2501.1 | 20.07 | 30 | Pass | 401 |



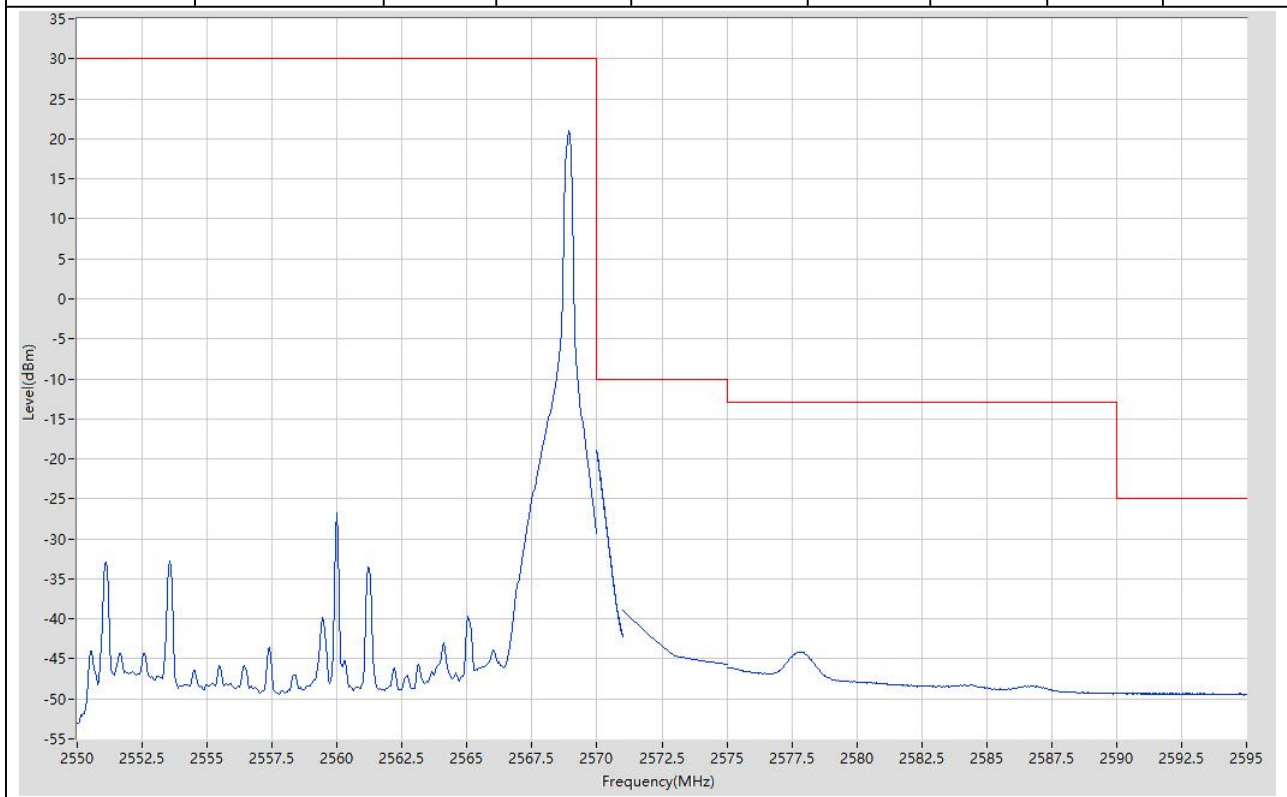
11.28. LTE Band Edge(NTNV)(Subtest:28, Channel:20850, Bandwidth:20, Modulation:Q16, RB Number: 100, RB Position:LOW)

| Start Frequency (MHz) | Stop Frequency (MHz) | RBW (MHz) | Detector | Frequency (MHz) | Power (dBm) | Limit (dBm) | Verdict | Sweep Point |
|-----------------------|----------------------|-----------|----------|-----------------|-------------|-------------|---------|-------------|
| 2475 | 2490 | 1 | RMS | 2489.85 | -38.04 | -25 | Pass | 401 |
| 2490 | 2496 | 1 | RMS | 2496 | -34.67 | -13 | Pass | 401 |
| 2496 | 2499 | 1 | RMS | 2499 | -31.69 | -10 | Pass | 4 |
| 2499 | 2500 | 0.51 | RMS | 2500 | -31.85 | -10 | Pass | 401 |
| 2500 | 2520 | 0.1 | RMS | 2512.95 | -0.31 | 30 | Pass | 401 |



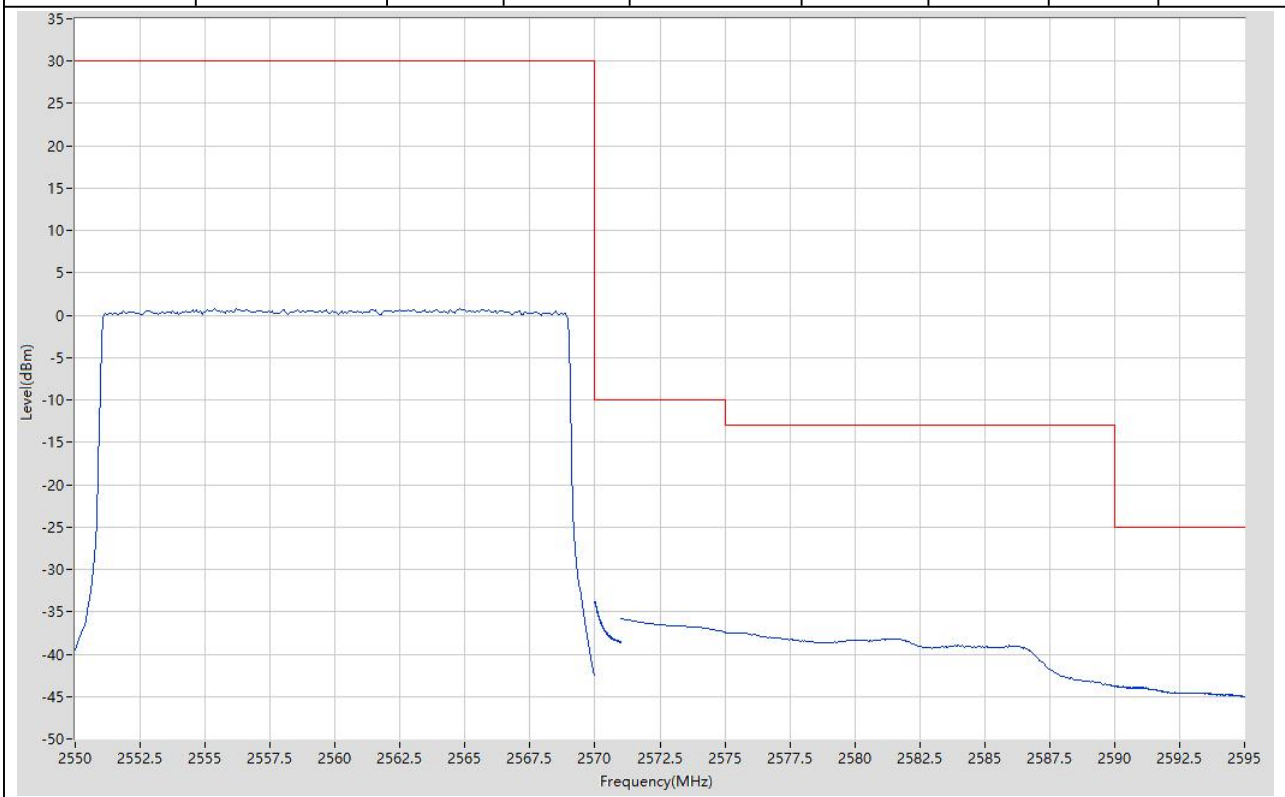
11.29. LTE Band Edge(NTNV)(Subtest:29, Channel:21350, Bandwidth:20, Modulation:QPSK, RB Number: 1, RB Position:HIGH)

| Start Frequency (MHz) | Stop Frequency (MHz) | RBW (MHz) | Detector | Frequency (MHz) | Power (dBm) | Limit (dBm) | Verdict | Sweep Point |
|-----------------------|----------------------|-----------|----------|-----------------|-------------|-------------|---------|-------------|
| 2550 | 2570 | 0.1 | RMS | 2568.9 | 21.01 | 30 | Pass | 401 |
| 2570 | 2571 | 0.51 | RMS | 2570.003 | -18.97 | -10 | Pass | 401 |
| 2571 | 2575 | 1 | RMS | 2571 | -38.88 | -10 | Pass | 5 |
| 2575 | 2590 | 1 | RMS | 2577.813 | -44.14 | -13 | Pass | 401 |
| 2590 | 2595 | 1 | RMS | 2590.175 | -49.25 | -25 | Pass | 401 |



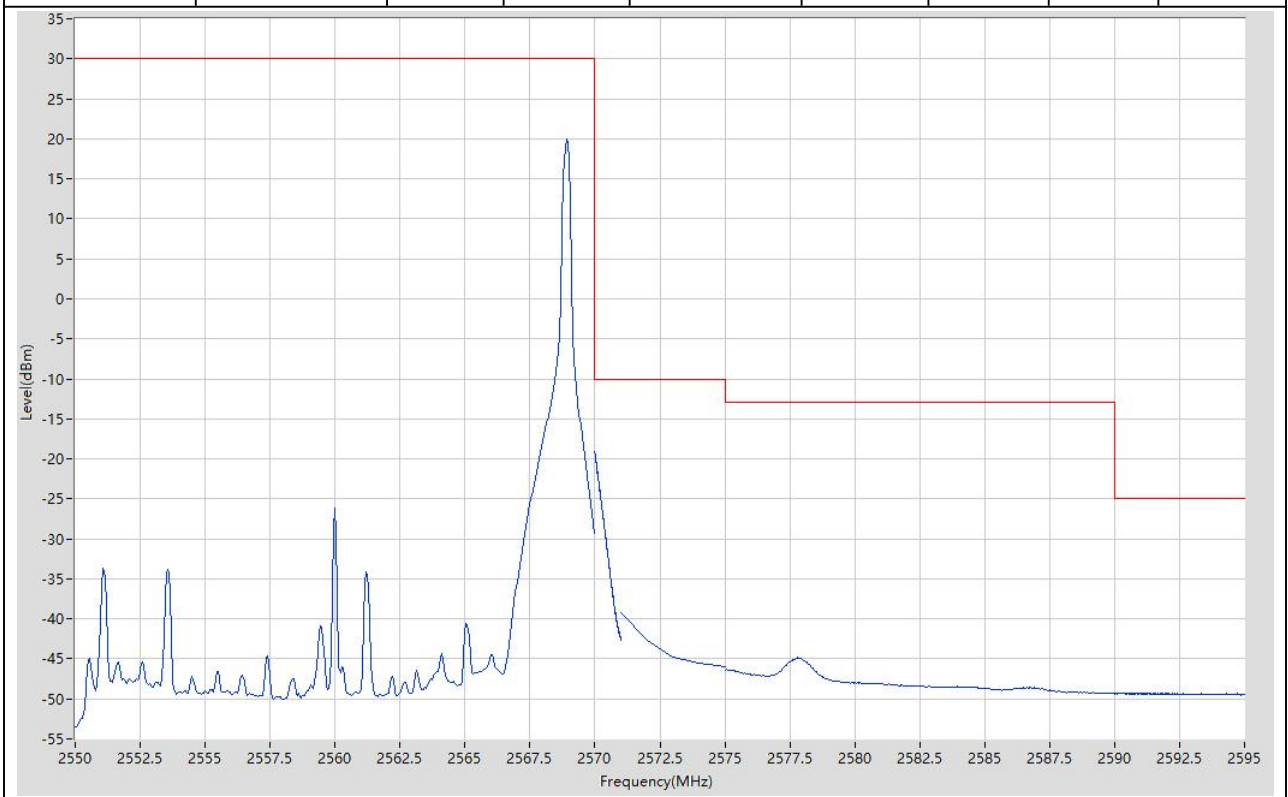
11.30. LTE Band Edge(NTNV)(Subtest:30, Channel:21350, Bandwidth:20, Modulation:QPSK, RB Number: 100, RB Position:HIGH)

| Start Frequency (MHz) | Stop Frequency (MHz) | RBW (MHz) | Detector | Frequency (MHz) | Power (dBm) | Limit (dBm) | Verdict | Sweep Point |
|-----------------------|----------------------|-----------|----------|-----------------|-------------|-------------|---------|-------------|
| 2550 | 2570 | 0.1 | RMS | 2564.8 | 0.8 | 30 | Pass | 401 |
| 2570 | 2571 | 0.51 | RMS | 2570 | -33.79 | -10 | Pass | 401 |
| 2571 | 2575 | 1 | RMS | 2571 | -35.79 | -10 | Pass | 5 |
| 2575 | 2590 | 1 | RMS | 2575.525 | -37.5 | -13 | Pass | 401 |
| 2590 | 2595 | 1 | RMS | 2590 | -43.7 | -25 | Pass | 401 |



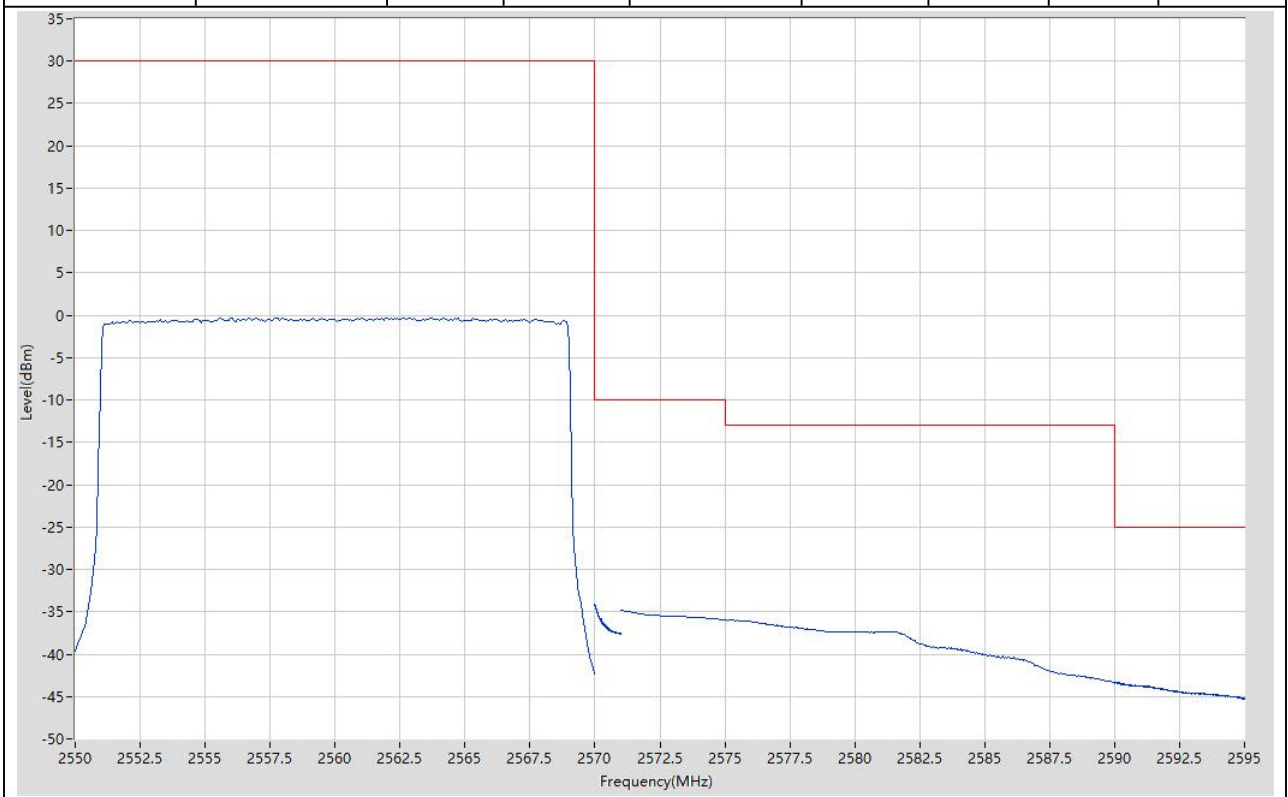
11.31. LTE Band Edge(NTNV)(Subtest:31, Channel:21350, Bandwidth:20, Modulation:Q16, RB Number: 1, RB Position:HIGH)

| Start Frequency (MHz) | Stop Frequency (MHz) | RBW (MHz) | Detector | Frequency (MHz) | Power (dBm) | Limit (dBm) | Verdict | Sweep Point |
|-----------------------|----------------------|-----------|----------|-----------------|-------------|-------------|---------|-------------|
| 2550 | 2570 | 0.1 | RMS | 2568.9 | 19.99 | 30 | Pass | 401 |
| 2570 | 2571 | 0.51 | RMS | 2570 | -19.13 | -10 | Pass | 401 |
| 2571 | 2575 | 1 | RMS | 2571 | -39.27 | -10 | Pass | 5 |
| 2575 | 2590 | 1 | RMS | 2577.813 | -44.85 | -13 | Pass | 401 |
| 2590 | 2595 | 1 | RMS | 2590.175 | -49.22 | -25 | Pass | 401 |



11.32. LTE Band Edge(NTNV)(Subtest:32, Channel:21350, Bandwidth:20, Modulation:Q16, RB Number: 100, RB Position:HIGH)

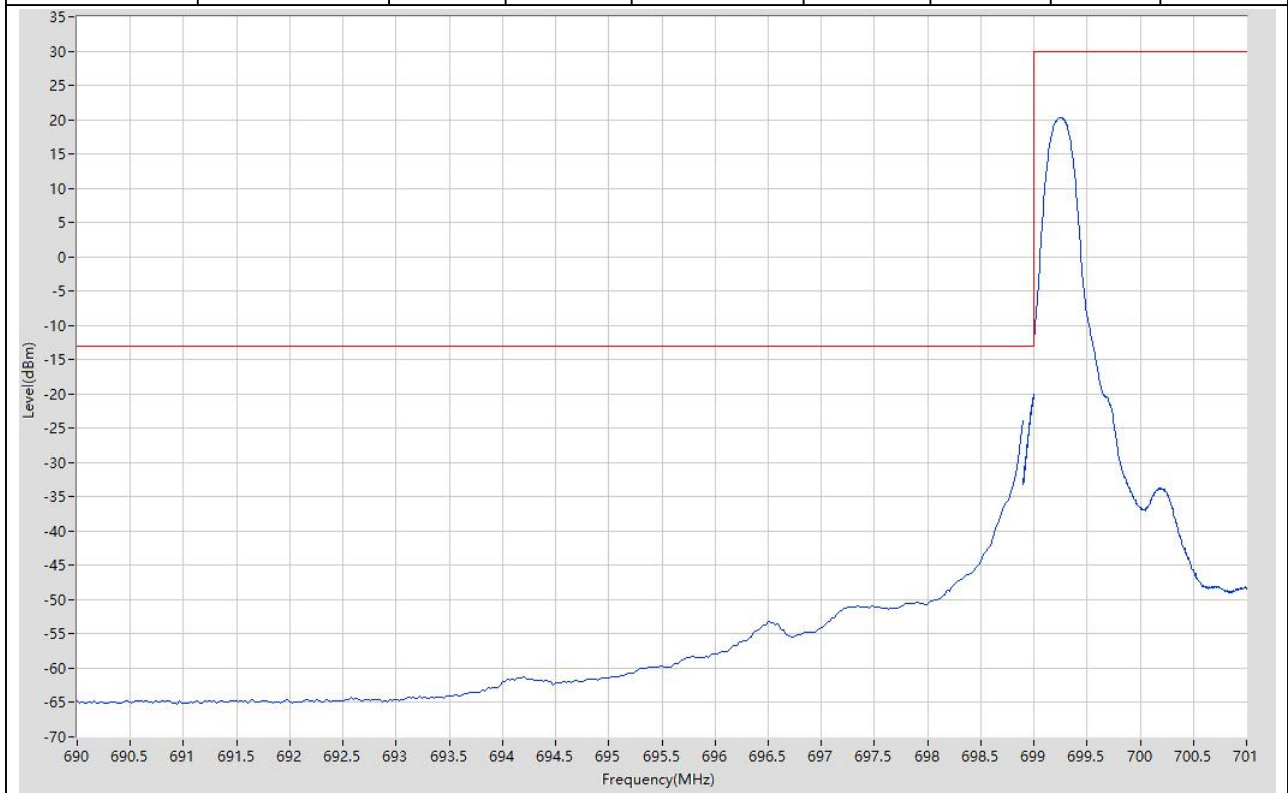
| Start Frequency (MHz) | Stop Frequency (MHz) | RBW (MHz) | Detector | Frequency (MHz) | Power (dBm) | Limit (dBm) | Verdict | Sweep Point |
|-----------------------|----------------------|-----------|----------|-----------------|-------------|-------------|---------|-------------|
| 2550 | 2570 | 0.1 | RMS | 2557.7 | -0.28 | 30 | Pass | 401 |
| 2570 | 2571 | 0.51 | RMS | 2570 | -34.11 | -10 | Pass | 401 |
| 2571 | 2575 | 1 | RMS | 2571 | -34.8 | -10 | Pass | 5 |
| 2575 | 2590 | 1 | RMS | 2575.038 | -35.96 | -13 | Pass | 401 |
| 2590 | 2595 | 1 | RMS | 2590 | -43.3 | -25 | Pass | 401 |



12. LTE_Band12

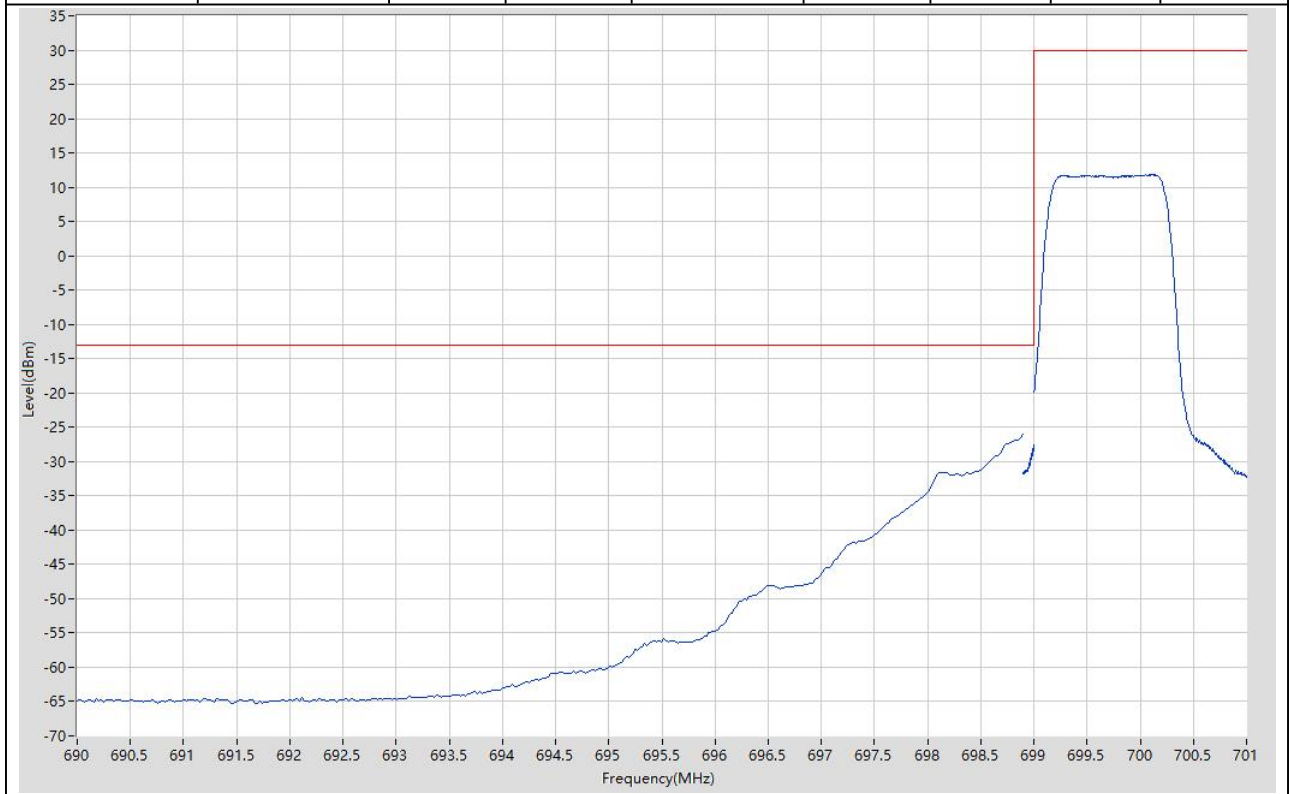
12.1. LTE Band Edge(NTNV)(Subtest:1, Channel:23017, Bandwidth:1.4, Modulation:QPSK, RB Number: 1, RB Position:LOW)

| Start Frequency (MHz) | Stop Frequency (MHz) | RBW (MHz) | Detector | Frequency (MHz) | Power (dBm) | Limit (dBm) | Verdict | Sweep Point |
|-----------------------|----------------------|-----------|----------|-----------------|-------------|-------------|---------|-------------|
| 690 | 698.9 | 0.1 | RMS | 698.9 | -23.89 | -13 | Pass | 401 |
| 698.9 | 699 | 0.03 | RMS | 699 | -19.98 | -13 | Pass | 401 |
| 699 | 701 | 0.1 | RMS | 699.245 | 20.31 | 30 | Pass | 401 |



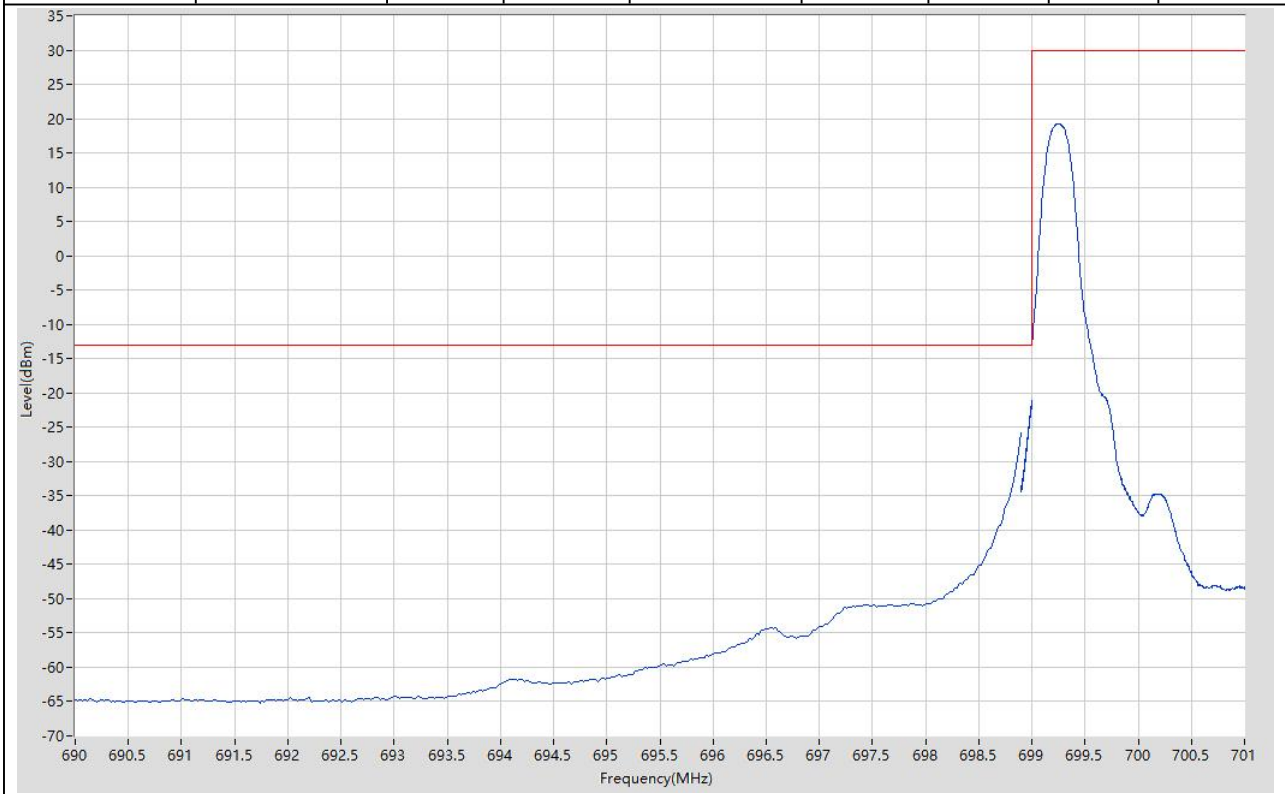
12.2. LTE Band Edge(NTNV)(Subtest:2, Channel:23017, Bandwidth:1.4, Modulation:QPSK, RB Number: 6, RB Position:LOW)

| Start Frequency (MHz) | Stop Frequency (MHz) | RBW (MHz) | Detector | Frequency (MHz) | Power (dBm) | Limit (dBm) | Verdict | Sweep Point |
|-----------------------|----------------------|-----------|----------|-----------------|-------------|-------------|---------|-------------|
| 690 | 698.9 | 0.1 | RMS | 698.9 | -26.05 | -13 | Pass | 401 |
| 698.9 | 699 | 0.03 | RMS | 699 | -27.64 | -13 | Pass | 401 |
| 699 | 701 | 0.1 | RMS | 700.1 | 11.9 | 30 | Pass | 401 |



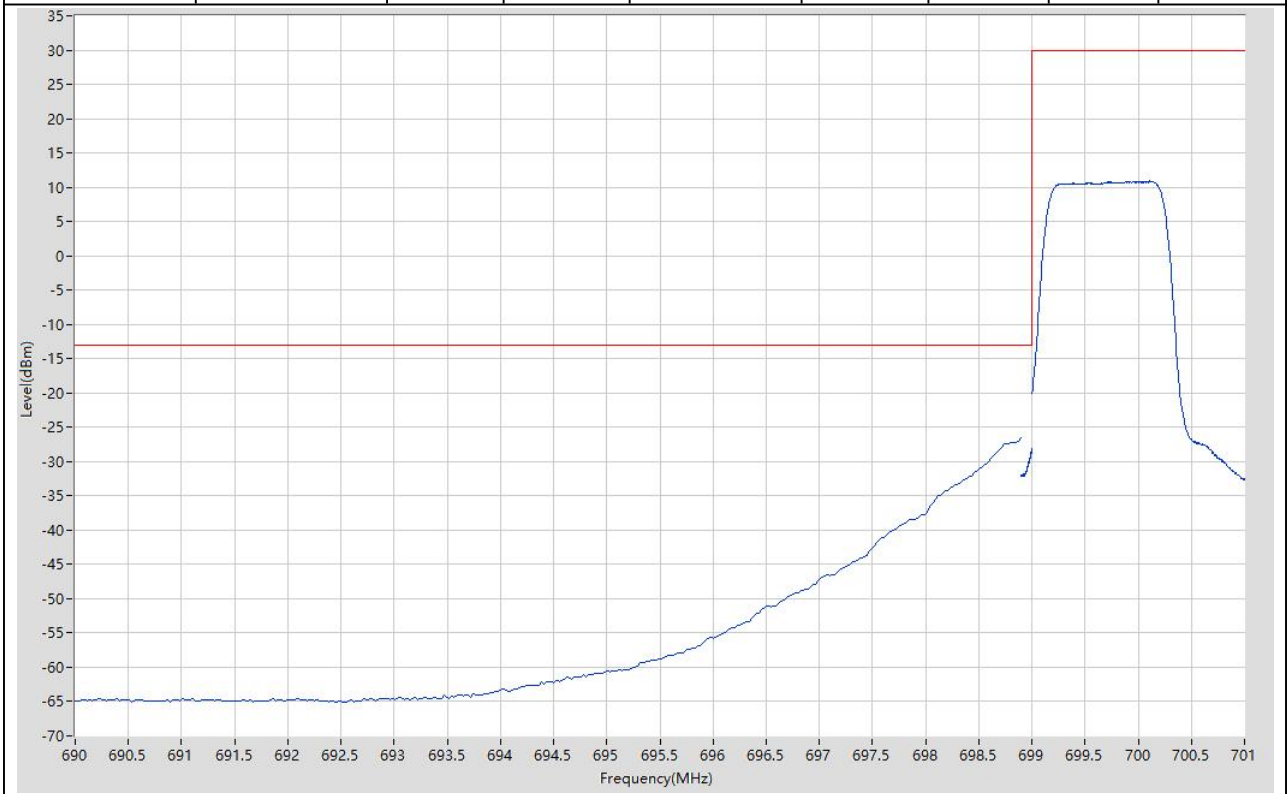
12.3. LTE Band Edge(NTNV)(Subtest:3, Channel:23017, Bandwidth:1.4, Modulation:Q16, RB Number: 1, RB Position:LOW)

| Start Frequency (MHz) | Stop Frequency (MHz) | RBW (MHz) | Detector | Frequency (MHz) | Power (dBm) | Limit (dBm) | Verdict | Sweep Point |
|-----------------------|----------------------|-----------|----------|-----------------|-------------|-------------|---------|-------------|
| 690 | 698.9 | 0.1 | RMS | 698.9 | -25.89 | -13 | Pass | 401 |
| 698.9 | 699 | 0.03 | RMS | 699 | -21.13 | -13 | Pass | 401 |
| 699 | 701 | 0.1 | RMS | 699.255 | 19.27 | 30 | Pass | 401 |



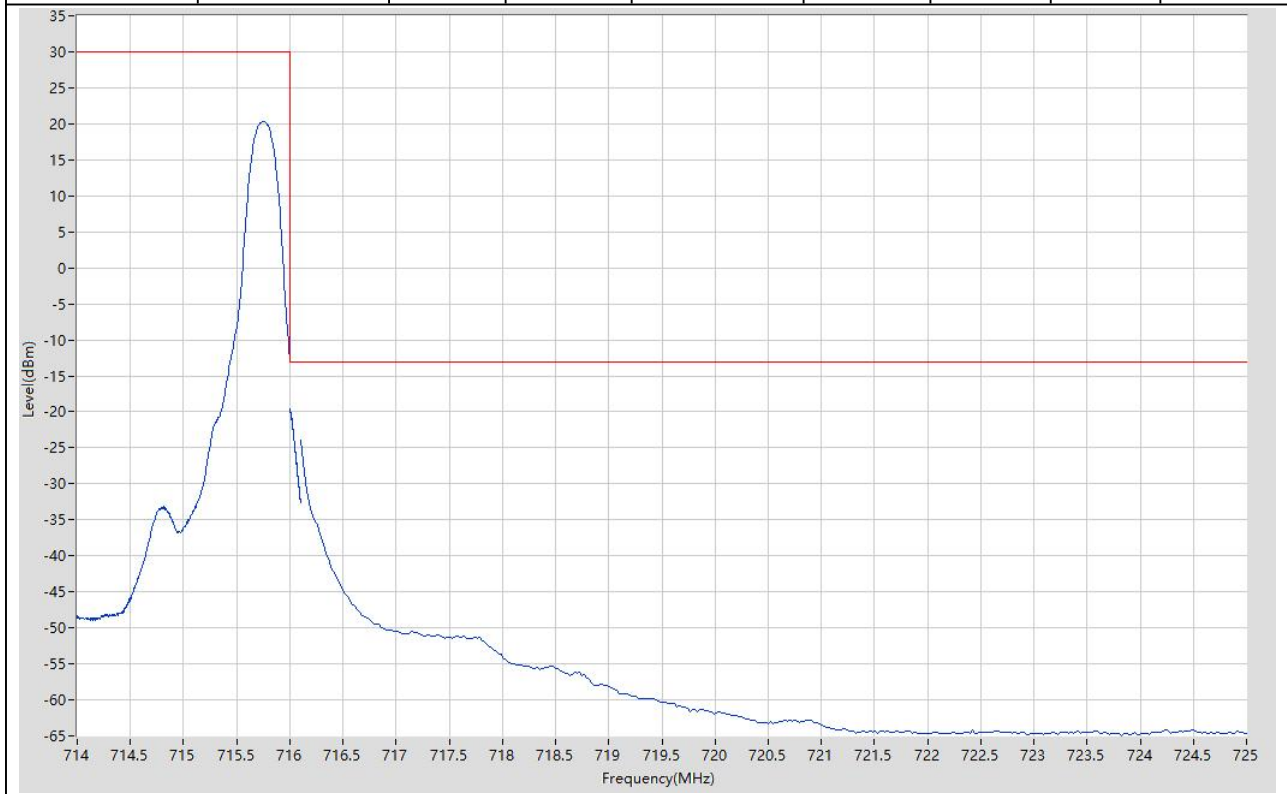
12.4. LTE Band Edge(NTNV)(Subtest:4, Channel:23017, Bandwidth:1.4, Modulation:Q16, RB Number: 6, RB Position:LOW)

| Start Frequency (MHz) | Stop Frequency (MHz) | RBW (MHz) | Detector | Frequency (MHz) | Power (dBm) | Limit (dBm) | Verdict | Sweep Point |
|-----------------------|----------------------|-----------|----------|-----------------|-------------|-------------|---------|-------------|
| 690 | 698.9 | 0.1 | RMS | 698.9 | -26.61 | -13 | Pass | 401 |
| 698.9 | 699 | 0.03 | RMS | 699 | -28.14 | -13 | Pass | 401 |
| 699 | 701 | 0.1 | RMS | 700.105 | 10.96 | 30 | Pass | 401 |



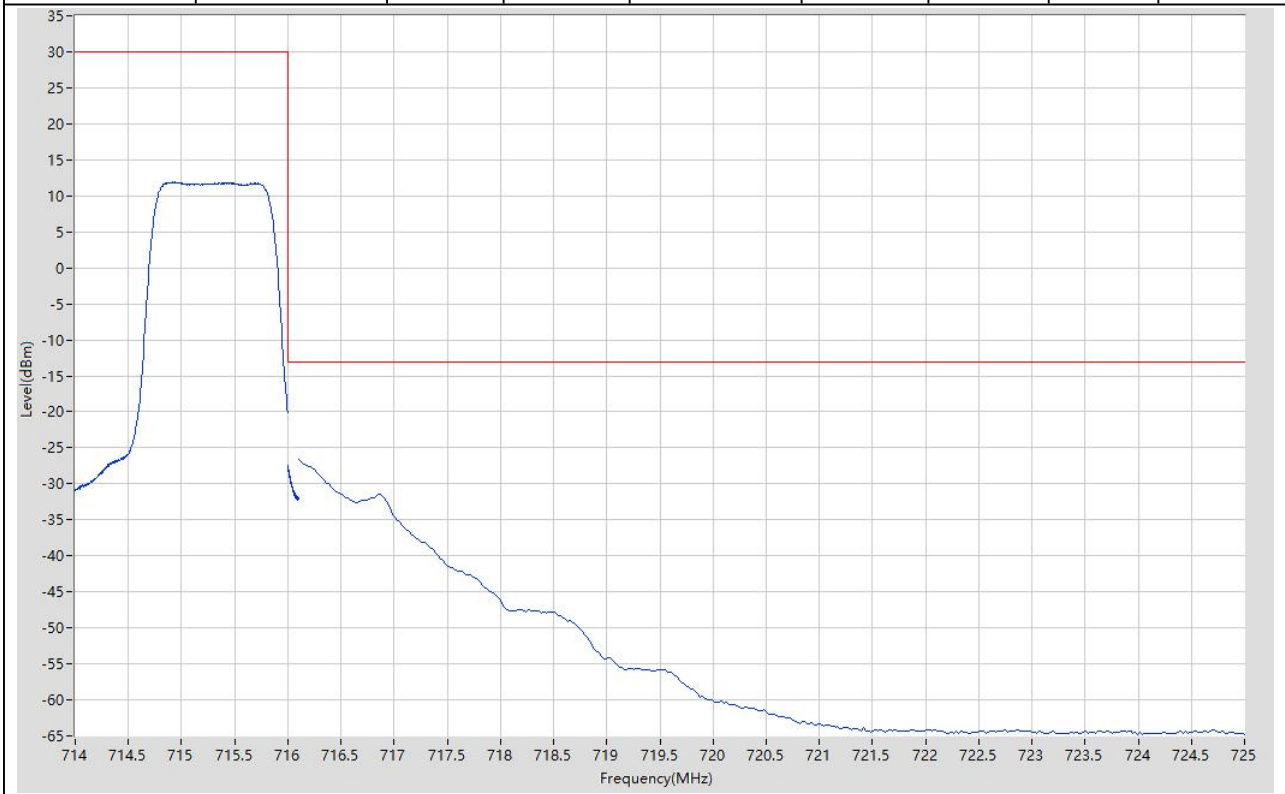
12.5. LTE Band Edge(NTNV)(Subtest:5, Channel:23173, Bandwidth:1.4, Modulation:QPSK, RB Number: 1, RB Position:HIGH)

| Start Frequency (MHz) | Stop Frequency (MHz) | RBW (MHz) | Detector | Frequency (MHz) | Power (dBm) | Limit (dBm) | Verdict | Sweep Point |
|-----------------------|----------------------|-----------|----------|-----------------|-------------|-------------|---------|-------------|
| 714 | 716 | 0.1 | RMS | 715.745 | 20.35 | 30 | Pass | 401 |
| 716 | 716.1 | 0.03 | RMS | 716 | -19.6 | -13 | Pass | 401 |
| 716.1 | 725 | 0.1 | RMS | 716.1 | -24.01 | -13 | Pass | 401 |



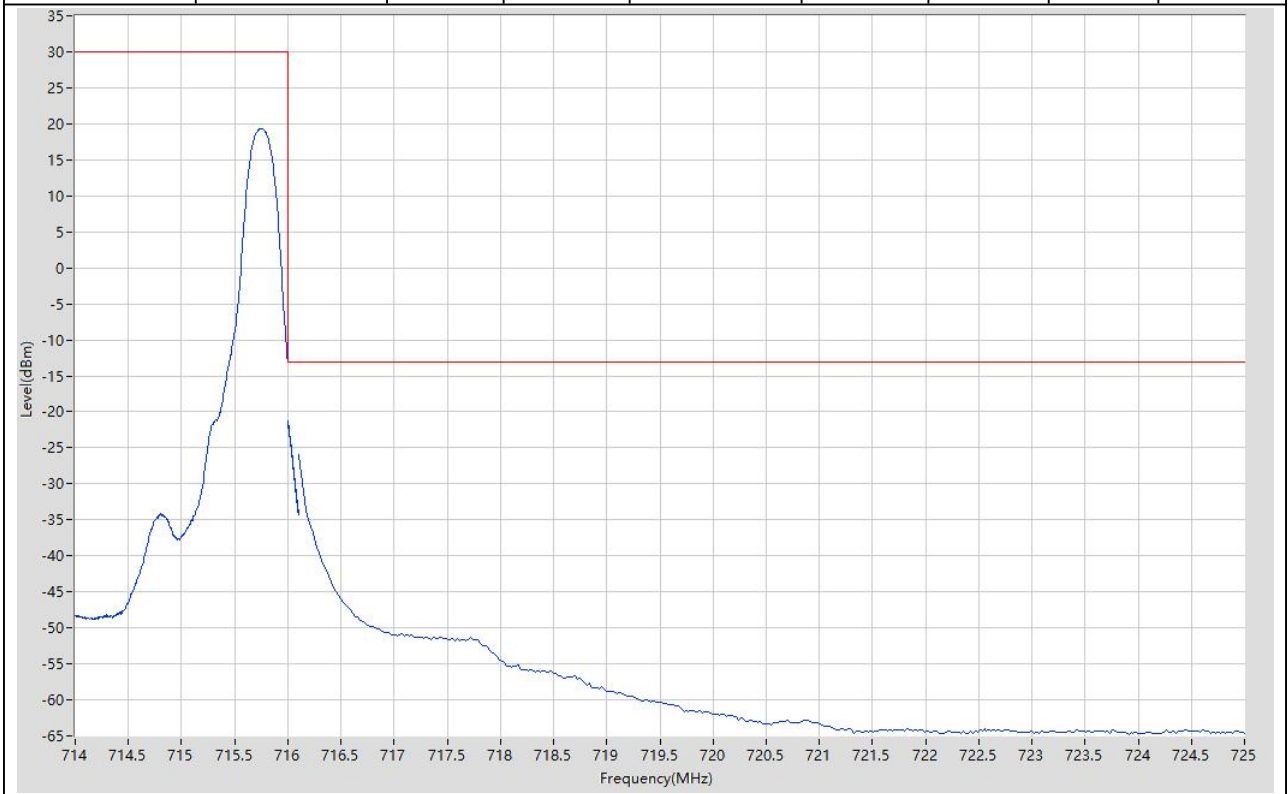
12.6. LTE Band Edge(NTNV)(Subtest:6, Channel:23173, Bandwidth:1.4, Modulation:QPSK, RB Number: 6, RB Position:HIGH)

| Start Frequency (MHz) | Stop Frequency (MHz) | RBW (MHz) | Detector | Frequency (MHz) | Power (dBm) | Limit (dBm) | Verdict | Sweep Point |
|-----------------------|----------------------|-----------|----------|-----------------|-------------|-------------|---------|-------------|
| 714 | 716 | 0.1 | RMS | 714.935 | 11.9 | 30 | Pass | 401 |
| 716 | 716.1 | 0.03 | RMS | 716 | -27.5 | -13 | Pass | 401 |
| 716.1 | 725 | 0.1 | RMS | 716.1 | -26.62 | -13 | Pass | 401 |



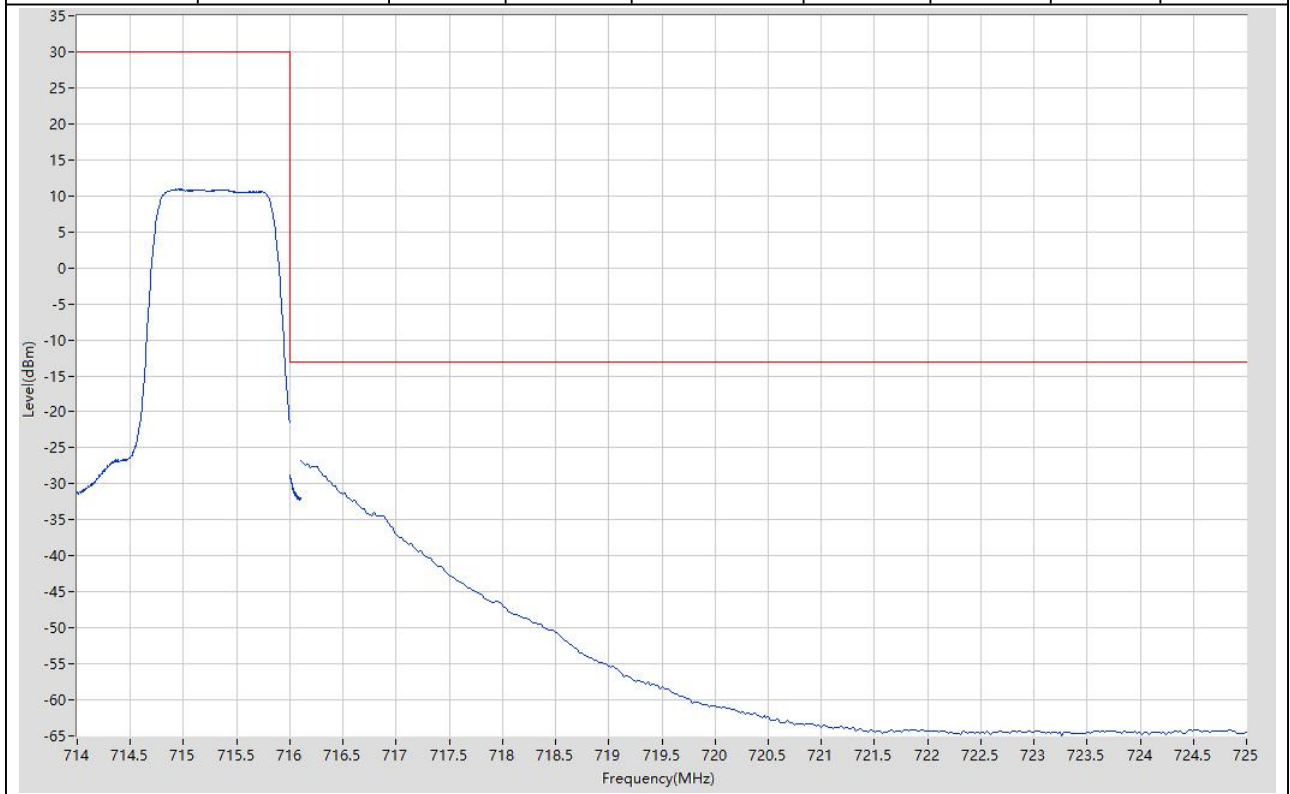
12.7. LTE Band Edge(NTNV)(Subtest:7, Channel:23173, Bandwidth:1.4, Modulation:Q16, RB Number: 1, RB Position:HIGH)

| Start Frequency (MHz) | Stop Frequency (MHz) | RBW (MHz) | Detector | Frequency (MHz) | Power (dBm) | Limit (dBm) | Verdict | Sweep Point |
|-----------------------|----------------------|-----------|----------|-----------------|-------------|-------------|---------|-------------|
| 714 | 716 | 0.1 | RMS | 715.76 | 19.31 | 30 | Pass | 401 |
| 716 | 716.1 | 0.03 | RMS | 716.001 | -21.31 | -13 | Pass | 401 |
| 716.1 | 725 | 0.1 | RMS | 716.1 | -25.98 | -13 | Pass | 401 |



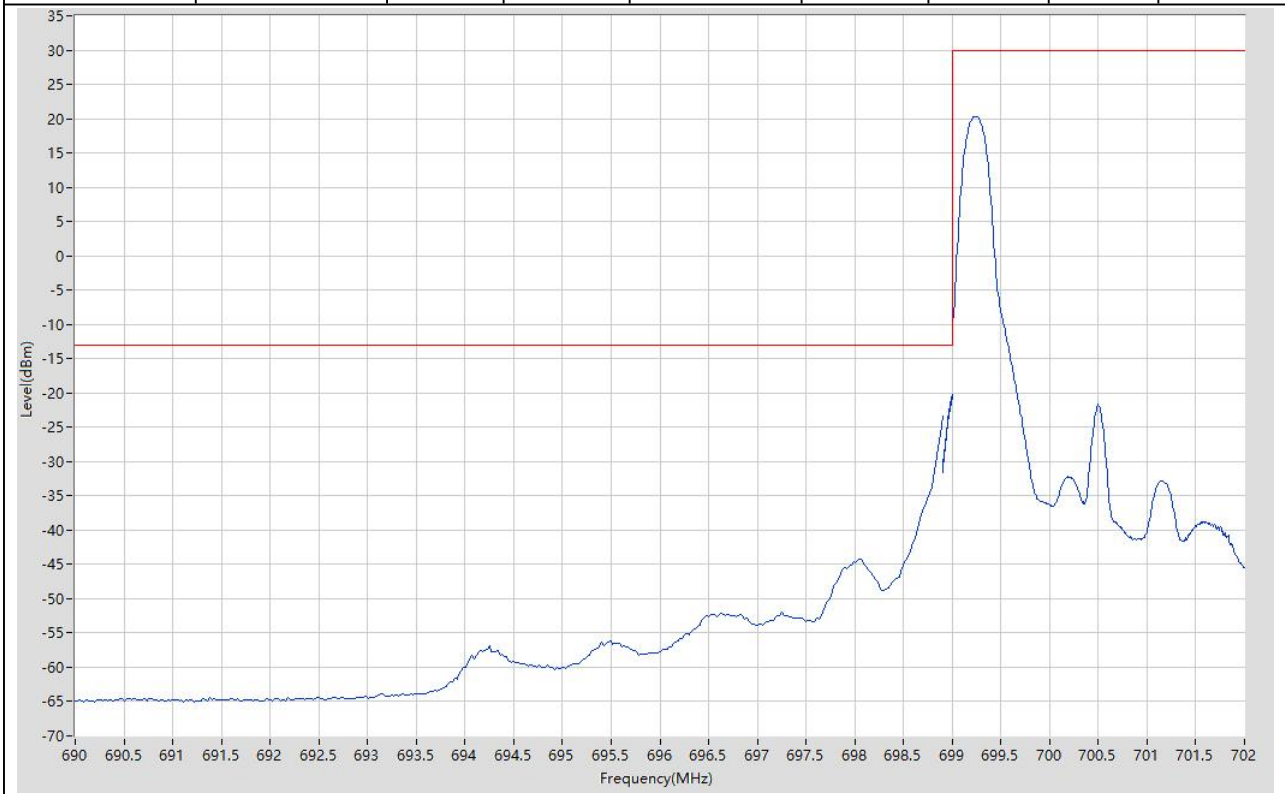
12.8. LTE Band Edge(NTNV)(Subtest:8, Channel:23173, Bandwidth:1.4, Modulation:Q16, RB Number: 6, RB Position:HIGH)

| Start Frequency (MHz) | Stop Frequency (MHz) | RBW (MHz) | Detector | Frequency (MHz) | Power (dBm) | Limit (dBm) | Verdict | Sweep Point |
|-----------------------|----------------------|-----------|----------|-----------------|-------------|-------------|---------|-------------|
| 714 | 716 | 0.1 | RMS | 714.965 | 10.93 | 30 | Pass | 401 |
| 716 | 716.1 | 0.03 | RMS | 716 | -28.76 | -13 | Pass | 401 |
| 716.1 | 725 | 0.1 | RMS | 716.1 | -26.8 | -13 | Pass | 401 |



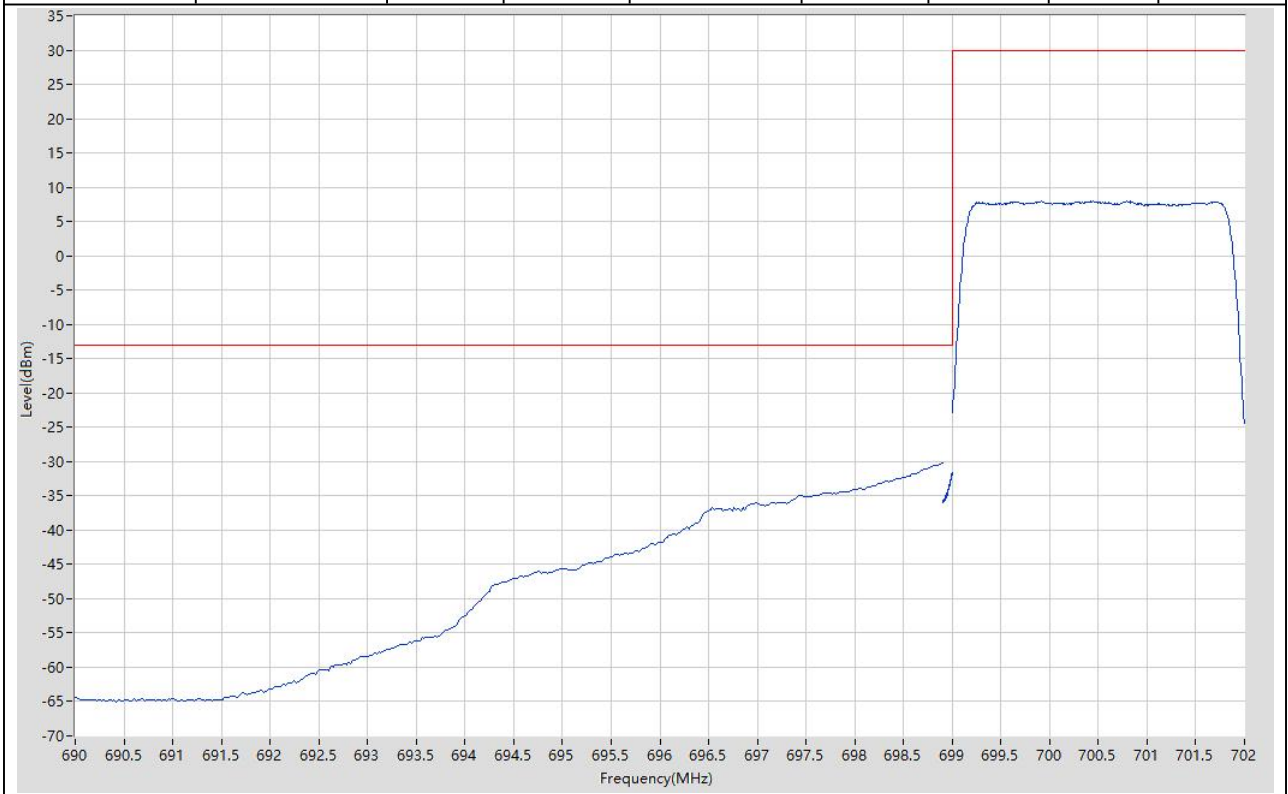
12.9. LTE Band Edge(NTNV)(Subtest:9, Channel:23025, Bandwidth:3, Modulation:QPSK, RB Number: 1, RB Position:LOW)

| Start Frequency (MHz) | Stop Frequency (MHz) | RBW (MHz) | Detector | Frequency (MHz) | Power (dBm) | Limit (dBm) | Verdict | Sweep Point |
|-----------------------|----------------------|-----------|----------|-----------------|-------------|-------------|---------|-------------|
| 690 | 698.9 | 0.1 | RMS | 698.9 | -23.36 | -13 | Pass | 401 |
| 698.9 | 699 | 0.03 | RMS | 699 | -20.29 | -13 | Pass | 401 |
| 699 | 702 | 0.1 | RMS | 699.233 | 20.36 | 30 | Pass | 401 |



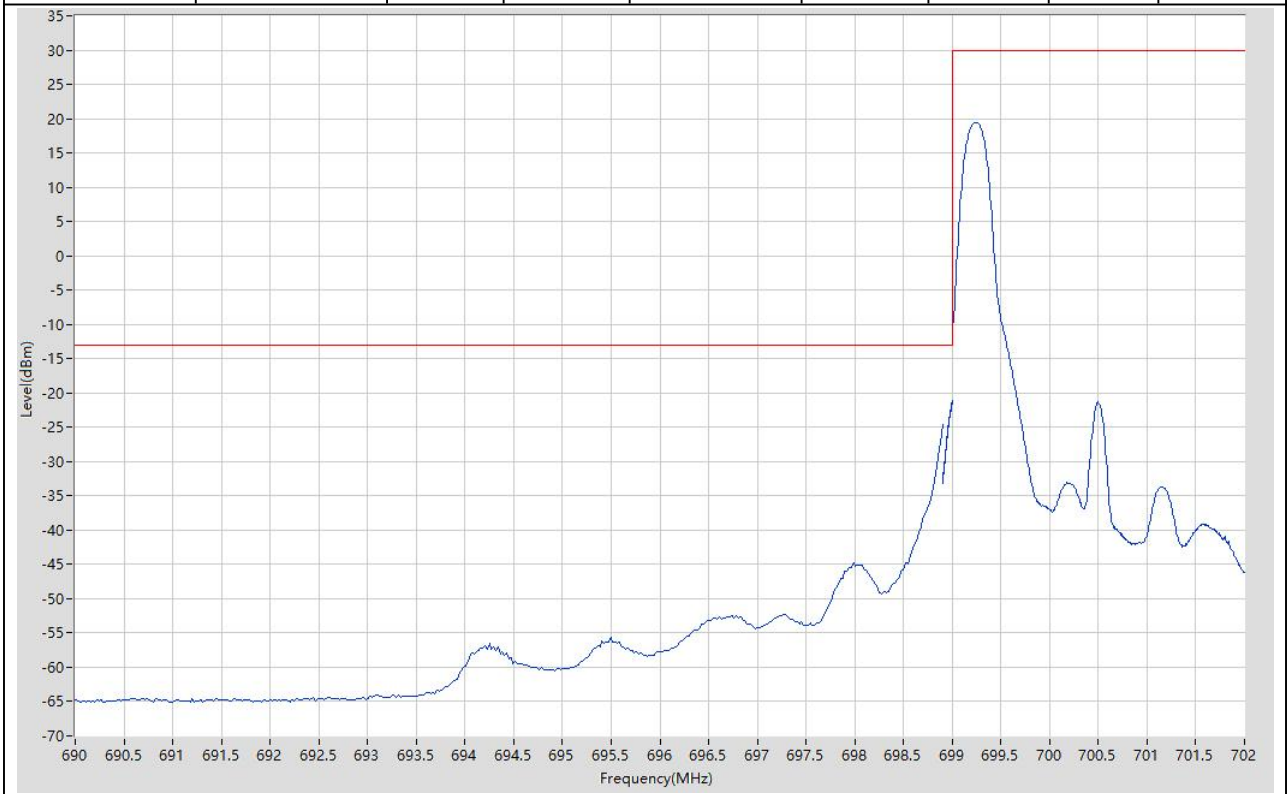
12.10. LTE Band Edge(NTNV)(Subtest:10, Channel:23025, Bandwidth:3, Modulation:QPSK, RB Number: 15, RB Position:LOW)

| Start Frequency (MHz) | Stop Frequency (MHz) | RBW (MHz) | Detector | Frequency (MHz) | Power (dBm) | Limit (dBm) | Verdict | Sweep Point |
|-----------------------|----------------------|-----------|----------|-----------------|-------------|-------------|---------|-------------|
| 690 | 698.9 | 0.1 | RMS | 698.9 | -30.18 | -13 | Pass | 401 |
| 698.9 | 699 | 0.03 | RMS | 699 | -31.61 | -13 | Pass | 401 |
| 699 | 702 | 0.1 | RMS | 700.425 | 7.99 | 30 | Pass | 401 |



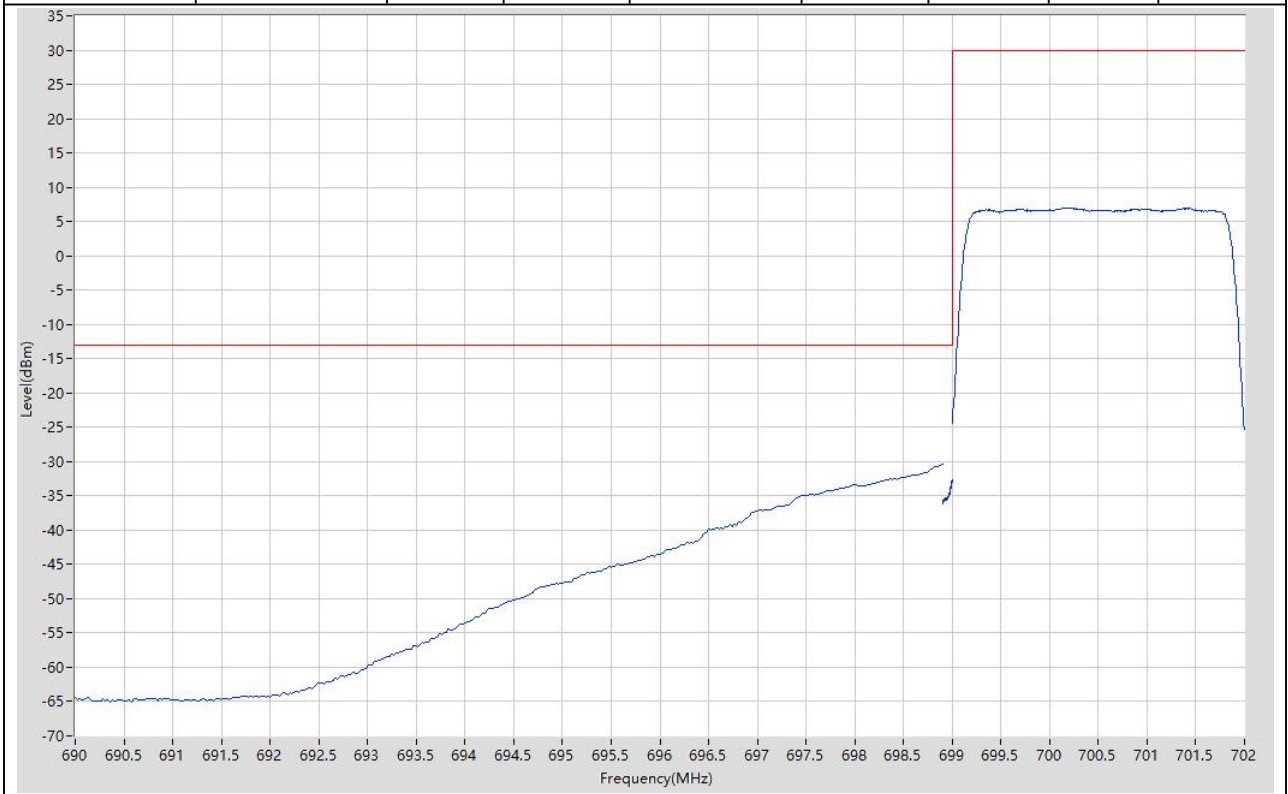
12.11. LTE Band Edge(NTNV)(Subtest:11, Channel:23025, Bandwidth:3, Modulation:Q16, RB Number: 1, RB Position:LOW)

| Start Frequency (MHz) | Stop Frequency (MHz) | RBW (MHz) | Detector | Frequency (MHz) | Power (dBm) | Limit (dBm) | Verdict | Sweep Point |
|-----------------------|----------------------|-----------|----------|-----------------|-------------|-------------|---------|-------------|
| 690 | 698.9 | 0.1 | RMS | 698.9 | -24.6 | -13 | Pass | 401 |
| 698.9 | 699 | 0.03 | RMS | 699 | -21.06 | -13 | Pass | 401 |
| 699 | 702 | 0.1 | RMS | 699.255 | 19.48 | 30 | Pass | 401 |



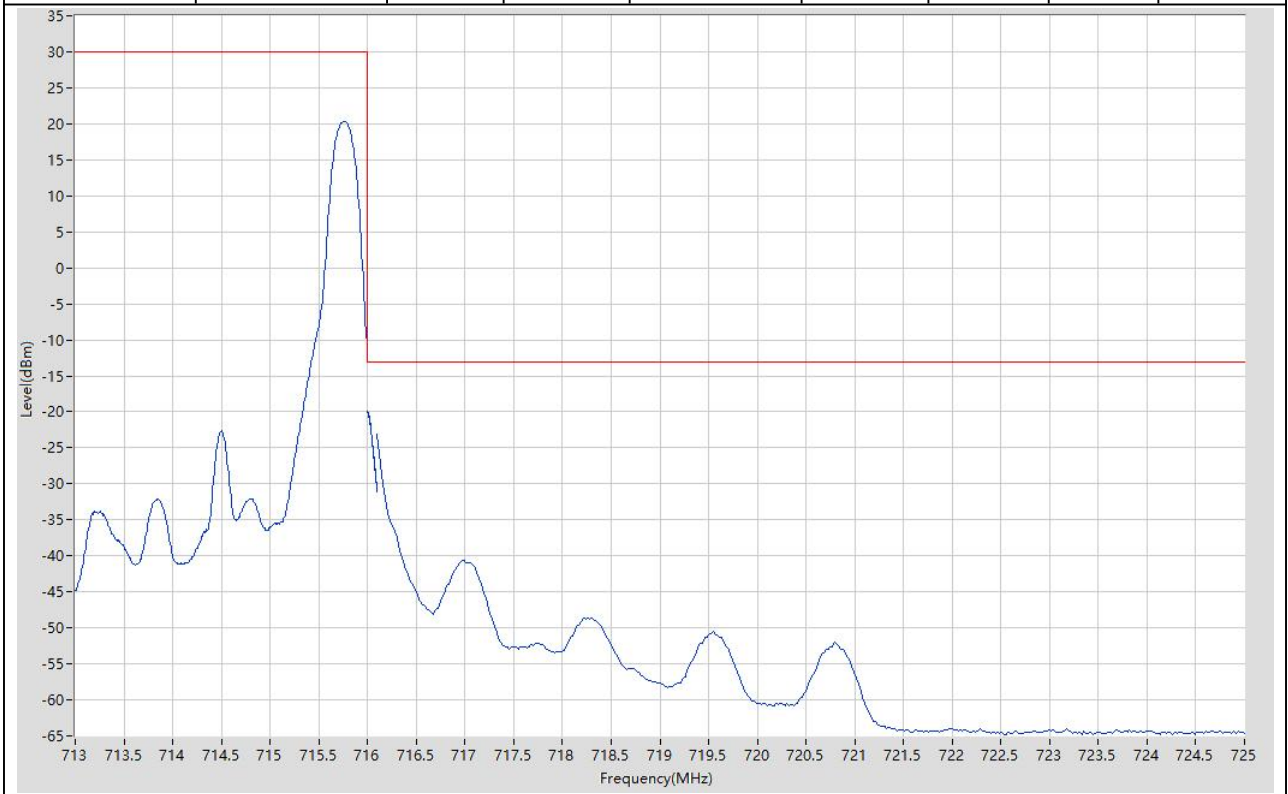
12.12. LTE Band Edge(NTNV)(Subtest:12, Channel:23025, Bandwidth:3, Modulation:Q16, RB Number: 15, RB Position:LOW)

| Start Frequency (MHz) | Stop Frequency (MHz) | RBW (MHz) | Detector | Frequency (MHz) | Power (dBm) | Limit (dBm) | Verdict | Sweep Point |
|-----------------------|----------------------|-----------|----------|-----------------|-------------|-------------|---------|-------------|
| 690 | 698.9 | 0.1 | RMS | 698.9 | -30.46 | -13 | Pass | 401 |
| 698.9 | 699 | 0.03 | RMS | 699 | -32.71 | -13 | Pass | 401 |
| 699 | 702 | 0.1 | RMS | 701.4 | 6.97 | 30 | Pass | 401 |



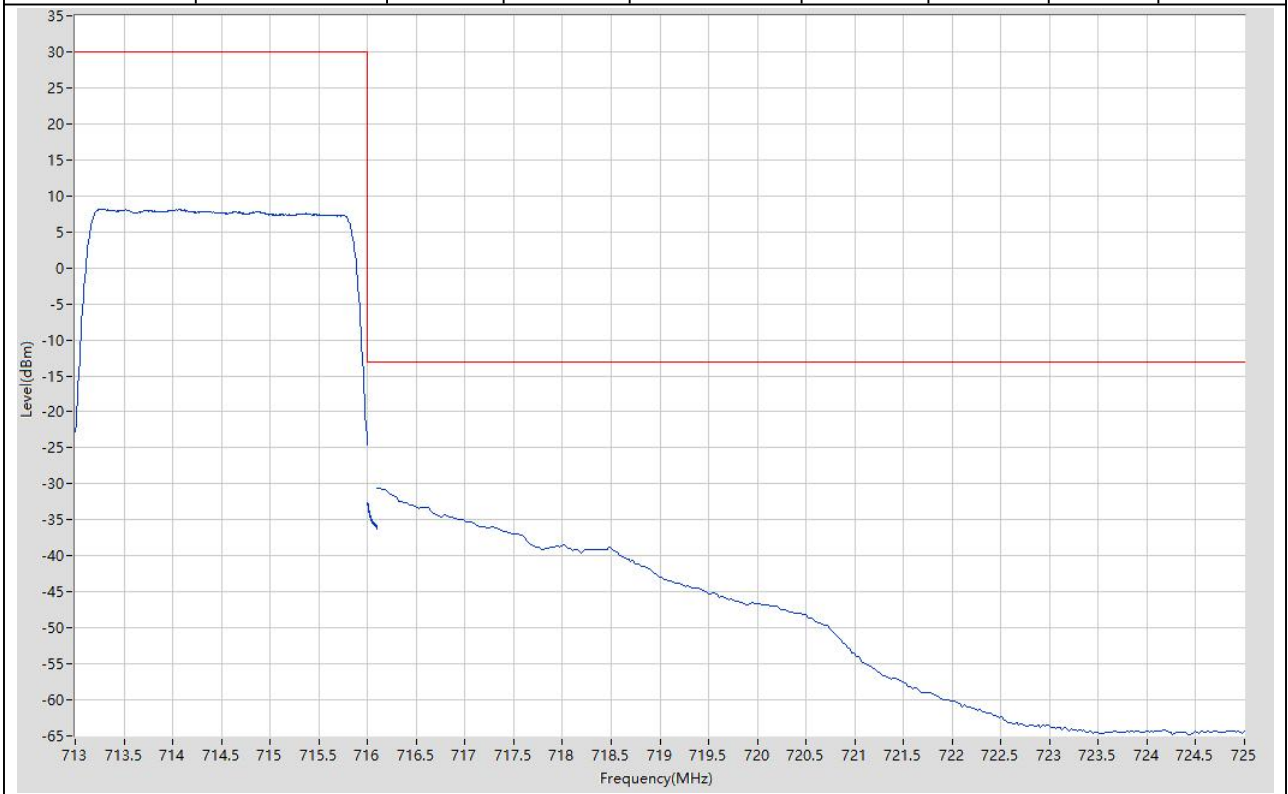
12.13. LTE Band Edge(NTNV)(Subtest:13, Channel:23165, Bandwidth:3, Modulation:QPSK, RB Number: 1, RB Position:HIGH)

| Start Frequency (MHz) | Stop Frequency (MHz) | RBW (MHz) | Detector | Frequency (MHz) | Power (dBm) | Limit (dBm) | Verdict | Sweep Point |
|-----------------------|----------------------|-----------|----------|-----------------|-------------|-------------|---------|-------------|
| 713 | 716 | 0.1 | RMS | 715.76 | 20.37 | 30 | Pass | 401 |
| 716 | 716.1 | 0.03 | RMS | 716.001 | -19.94 | -13 | Pass | 401 |
| 716.1 | 725 | 0.1 | RMS | 716.1 | -23.06 | -13 | Pass | 401 |



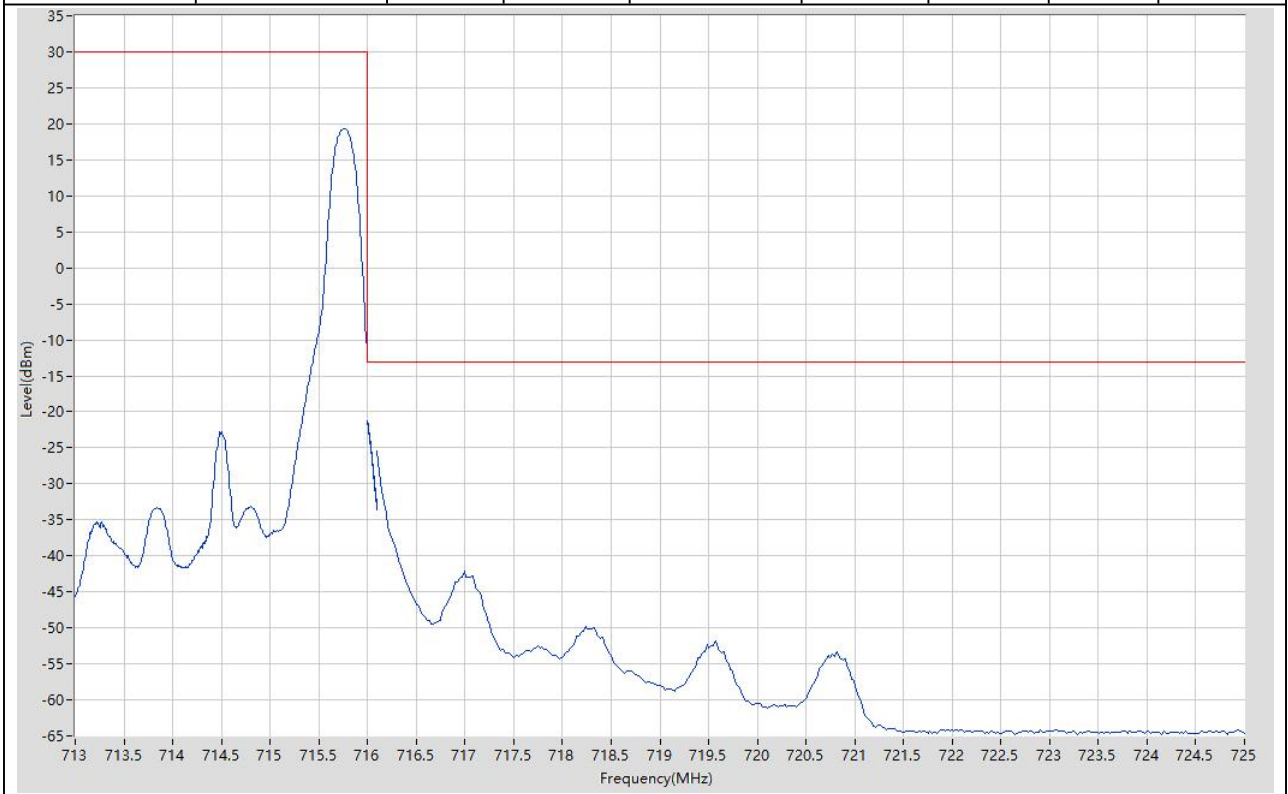
12.14. LTE Band Edge(NTNV)(Subtest:14, Channel:23165, Bandwidth:3, Modulation:QPSK, RB Number: 15, RB Position:HIGH)

| Start Frequency (MHz) | Stop Frequency (MHz) | RBW (MHz) | Detector | Frequency (MHz) | Power (dBm) | Limit (dBm) | Verdict | Sweep Point |
|-----------------------|----------------------|-----------|----------|-----------------|-------------|-------------|---------|-------------|
| 713 | 716 | 0.1 | RMS | 713.27 | 8.18 | 30 | Pass | 401 |
| 716 | 716.1 | 0.03 | RMS | 716 | -32.56 | -13 | Pass | 401 |
| 716.1 | 725 | 0.1 | RMS | 716.1 | -30.53 | -13 | Pass | 401 |



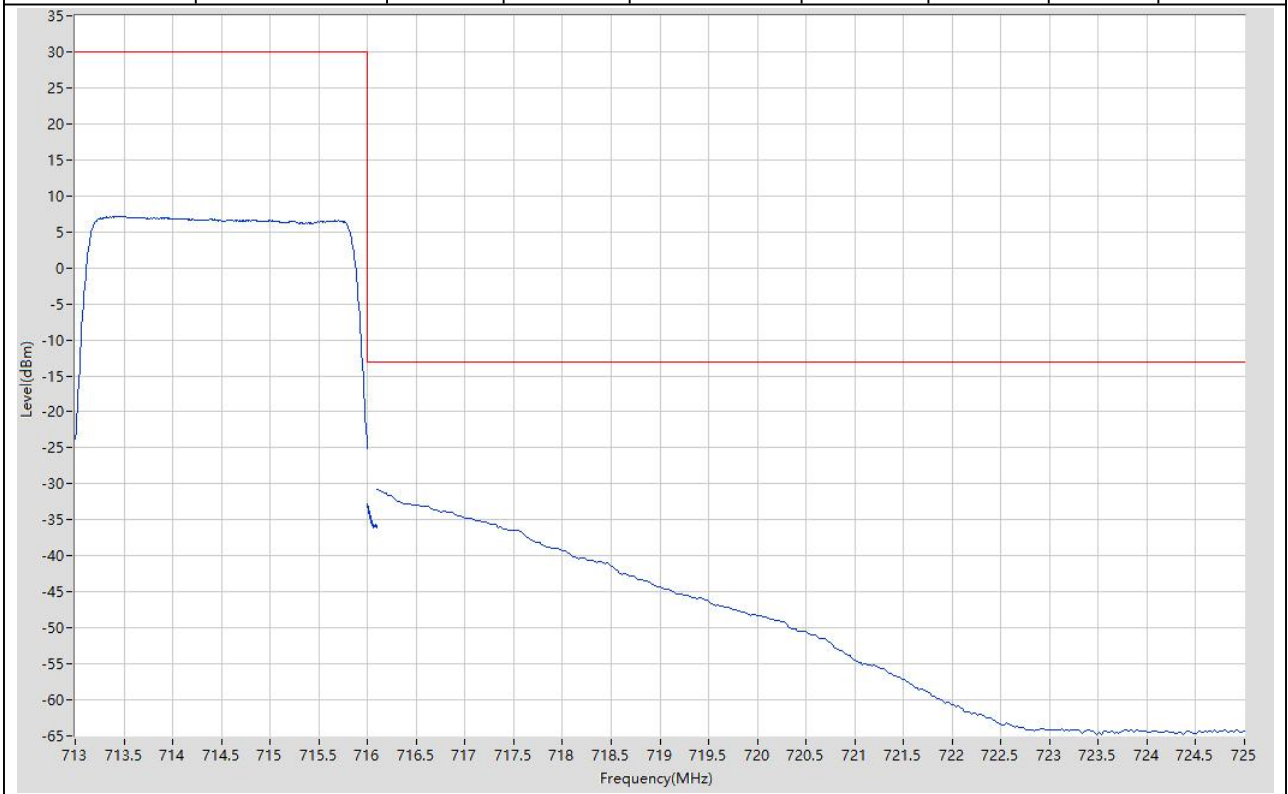
12.15. LTE Band Edge(NTNV)(Subtest:15, Channel:23165, Bandwidth:3, Modulation:Q16, RB Number: 1, RB Position:HIGH)

| Start Frequency (MHz) | Stop Frequency (MHz) | RBW (MHz) | Detector | Frequency (MHz) | Power (dBm) | Limit (dBm) | Verdict | Sweep Point |
|-----------------------|----------------------|-----------|----------|-----------------|-------------|-------------|---------|-------------|
| 713 | 716 | 0.1 | RMS | 715.768 | 19.33 | 30 | Pass | 401 |
| 716 | 716.1 | 0.03 | RMS | 716.001 | -21.3 | -13 | Pass | 401 |
| 716.1 | 725 | 0.1 | RMS | 716.1 | -25.46 | -13 | Pass | 401 |



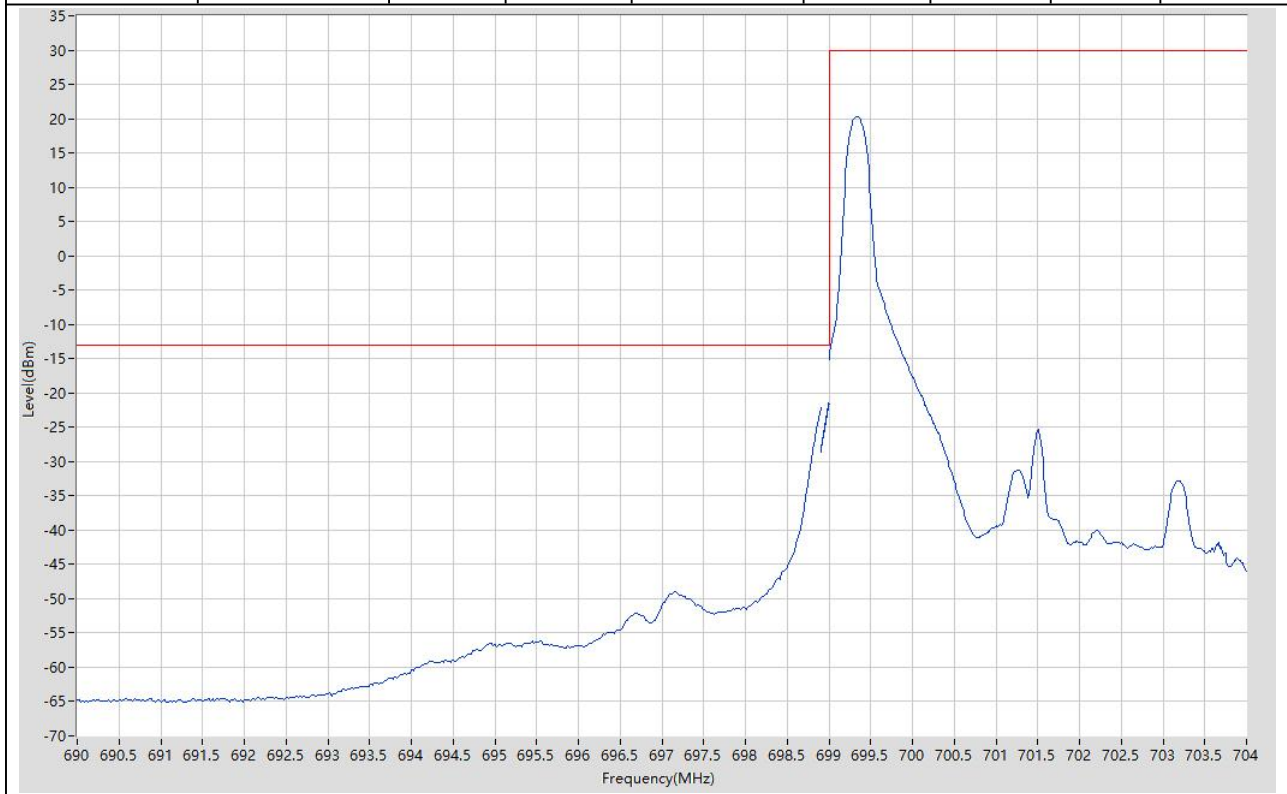
12.16. LTE Band Edge(NTNV)(Subtest:16, Channel:23165, Bandwidth:3, Modulation:Q16, RB Number: 15, RB Position:HIGH)

| Start Frequency (MHz) | Stop Frequency (MHz) | RBW (MHz) | Detector | Frequency (MHz) | Power (dBm) | Limit (dBm) | Verdict | Sweep Point |
|-----------------------|----------------------|-----------|----------|-----------------|-------------|-------------|---------|-------------|
| 713 | 716 | 0.1 | RMS | 713.45 | 7.16 | 30 | Pass | 401 |
| 716 | 716.1 | 0.03 | RMS | 716.001 | -32.86 | -13 | Pass | 401 |
| 716.1 | 725 | 0.1 | RMS | 716.1 | -30.78 | -13 | Pass | 401 |



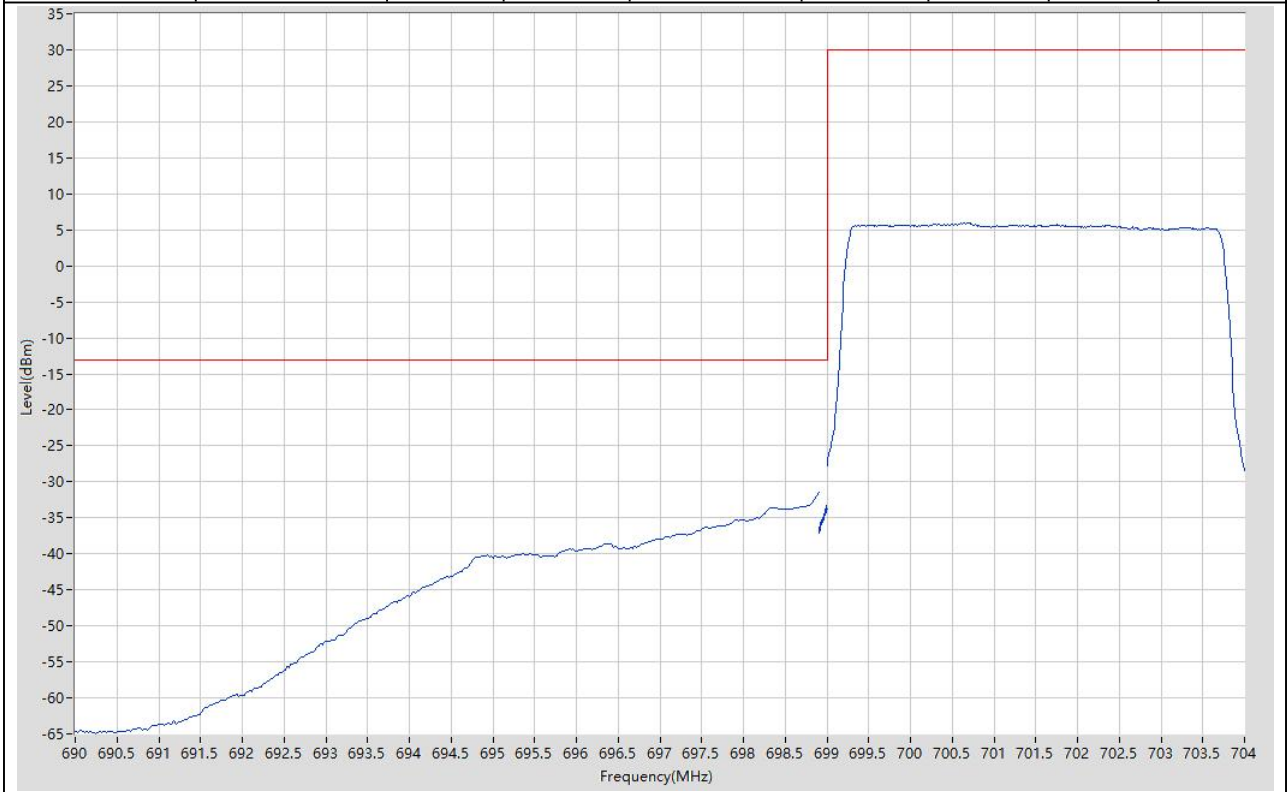
12.17. LTE Band Edge(NTNV)(Subtest:17, Channel:23035, Bandwidth:5, Modulation:QPSK, RB Number: 1, RB Position:LOW)

| Start Frequency (MHz) | Stop Frequency (MHz) | RBW (MHz) | Detector | Frequency (MHz) | Power (dBm) | Limit (dBm) | Verdict | Sweep Point |
|-----------------------|----------------------|-----------|----------|-----------------|-------------|-------------|---------|-------------|
| 690 | 698.9 | 0.1 | RMS | 698.9 | -22.18 | -13 | Pass | 401 |
| 698.9 | 699 | 0.03 | RMS | 699 | -21.36 | -13 | Pass | 401 |
| 699 | 704 | 0.1 | RMS | 699.35 | 20.23 | 30 | Pass | 401 |



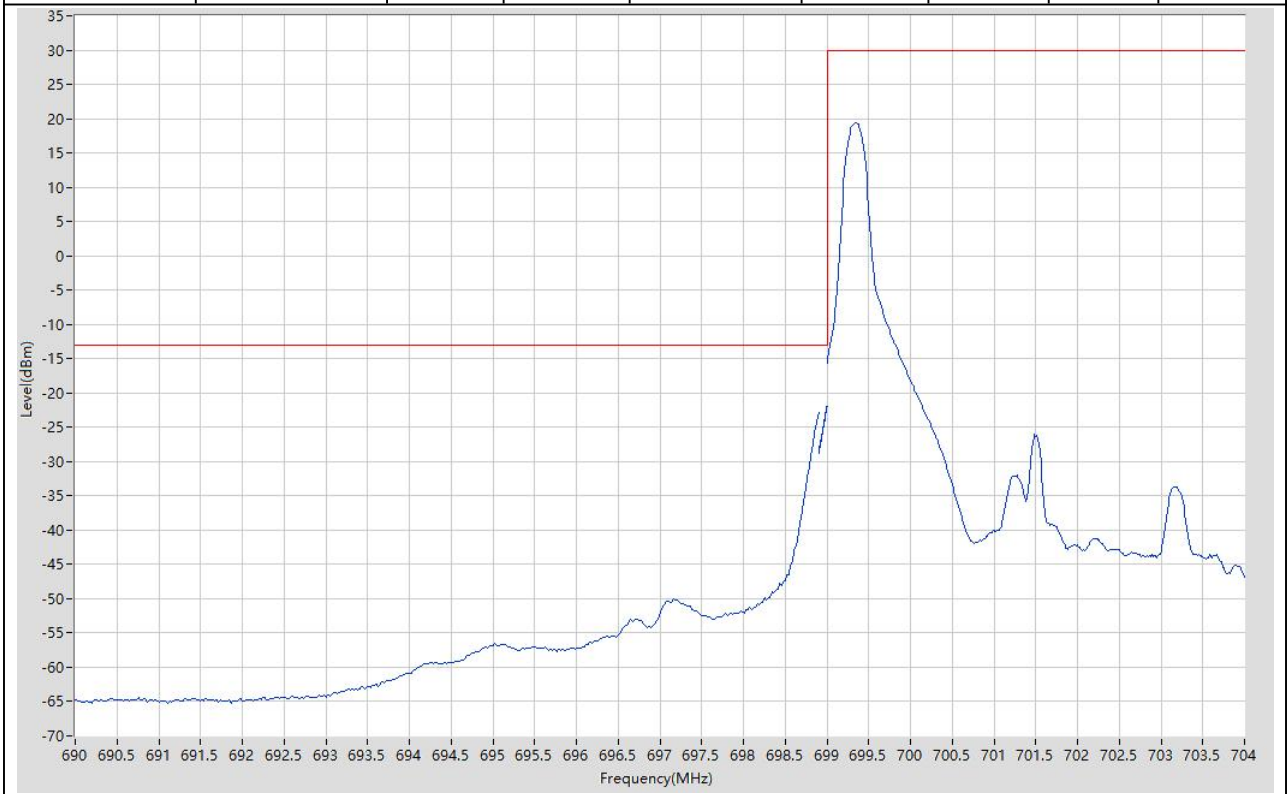
12.18. LTE Band Edge(NTNV)(Subtest:18, Channel:23035, Bandwidth:5, Modulation:QPSK, RB Number: 25, RB Position:LOW)

| Start Frequency (MHz) | Stop Frequency (MHz) | RBW (MHz) | Detector | Frequency (MHz) | Power (dBm) | Limit (dBm) | Verdict | Sweep Point |
|-----------------------|----------------------|-----------|----------|-----------------|-------------|-------------|---------|-------------|
| 690 | 698.9 | 0.1 | RMS | 698.9 | -31.52 | -13 | Pass | 401 |
| 698.9 | 699 | 0.03 | RMS | 698.998 | -33.33 | -13 | Pass | 401 |
| 699 | 704 | 0.1 | RMS | 700.688 | 5.97 | 30 | Pass | 401 |



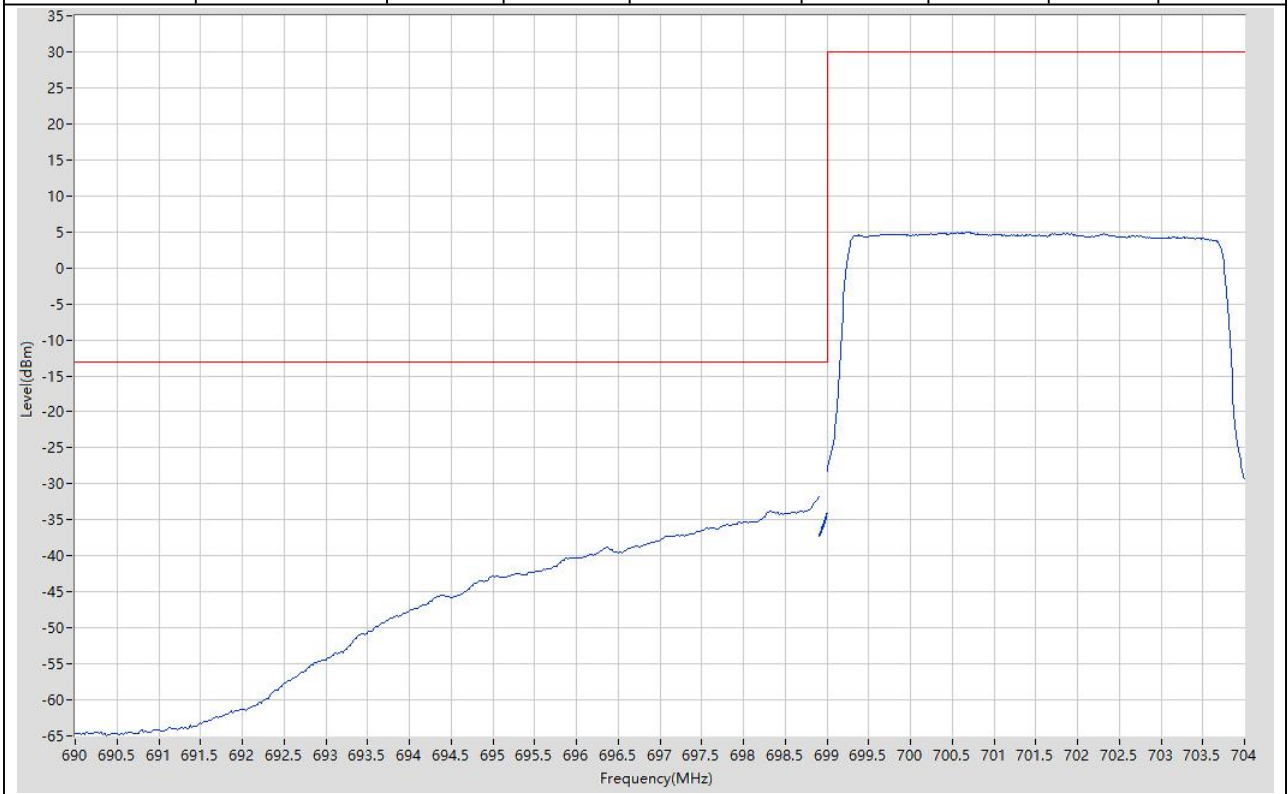
12.19. LTE Band Edge(NTNV)(Subtest:19, Channel:23035, Bandwidth:5, Modulation:Q16, RB Number: 1, RB Position:LOW)

| Start Frequency (MHz) | Stop Frequency (MHz) | RBW (MHz) | Detector | Frequency (MHz) | Power (dBm) | Limit (dBm) | Verdict | Sweep Point |
|-----------------------|----------------------|-----------|----------|-----------------|-------------|-------------|---------|-------------|
| 690 | 698.9 | 0.1 | RMS | 698.9 | -22.78 | -13 | Pass | 401 |
| 698.9 | 699 | 0.03 | RMS | 699 | -21.98 | -13 | Pass | 401 |
| 699 | 704 | 0.1 | RMS | 699.35 | 19.41 | 30 | Pass | 401 |



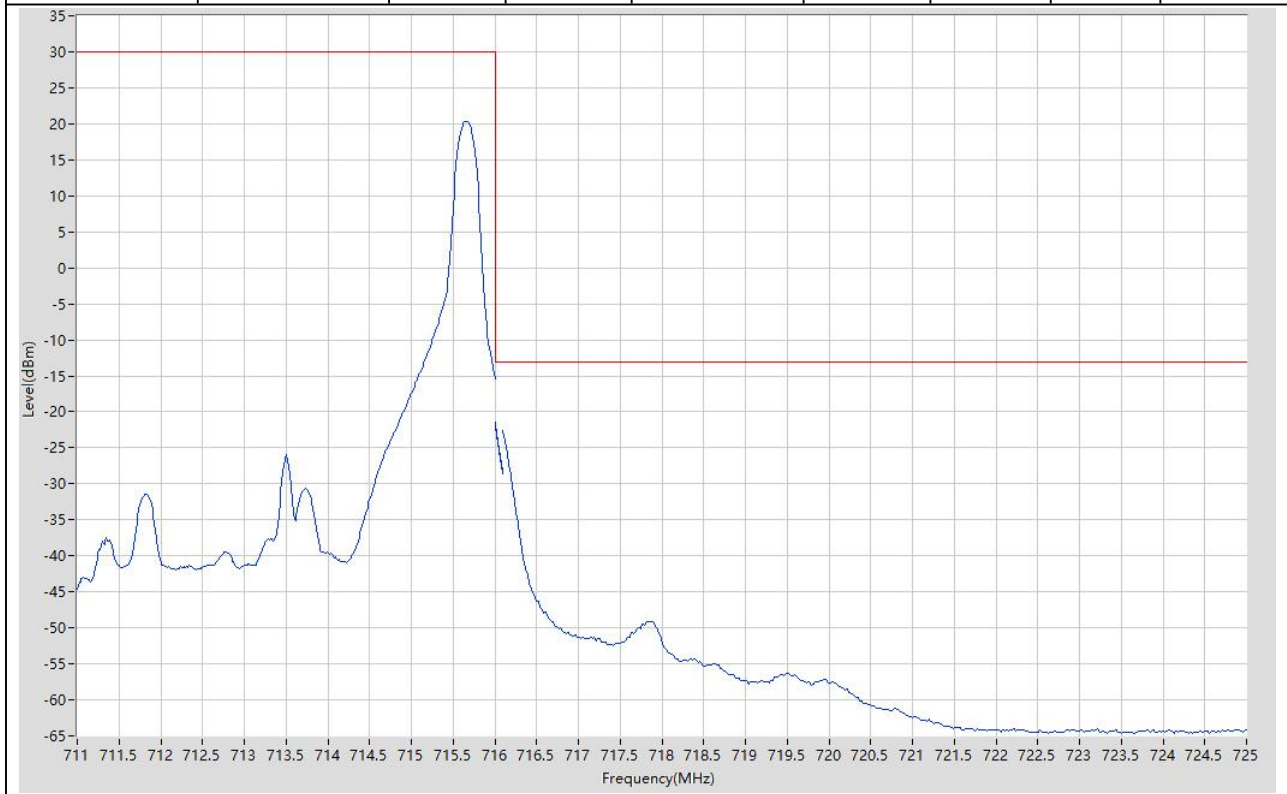
12.20. LTE Band Edge(NTNV)(Subtest:20, Channel:23035, Bandwidth:5, Modulation:Q16, RB Number: 25, RB Position:LOW)

| Start Frequency (MHz) | Stop Frequency (MHz) | RBW (MHz) | Detector | Frequency (MHz) | Power (dBm) | Limit (dBm) | Verdict | Sweep Point |
|-----------------------|----------------------|-----------|----------|-----------------|-------------|-------------|---------|-------------|
| 690 | 698.9 | 0.1 | RMS | 698.9 | -31.75 | -13 | Pass | 401 |
| 698.9 | 699 | 0.03 | RMS | 698.999 | -34.09 | -13 | Pass | 401 |
| 699 | 704 | 0.1 | RMS | 700.713 | 4.93 | 30 | Pass | 401 |



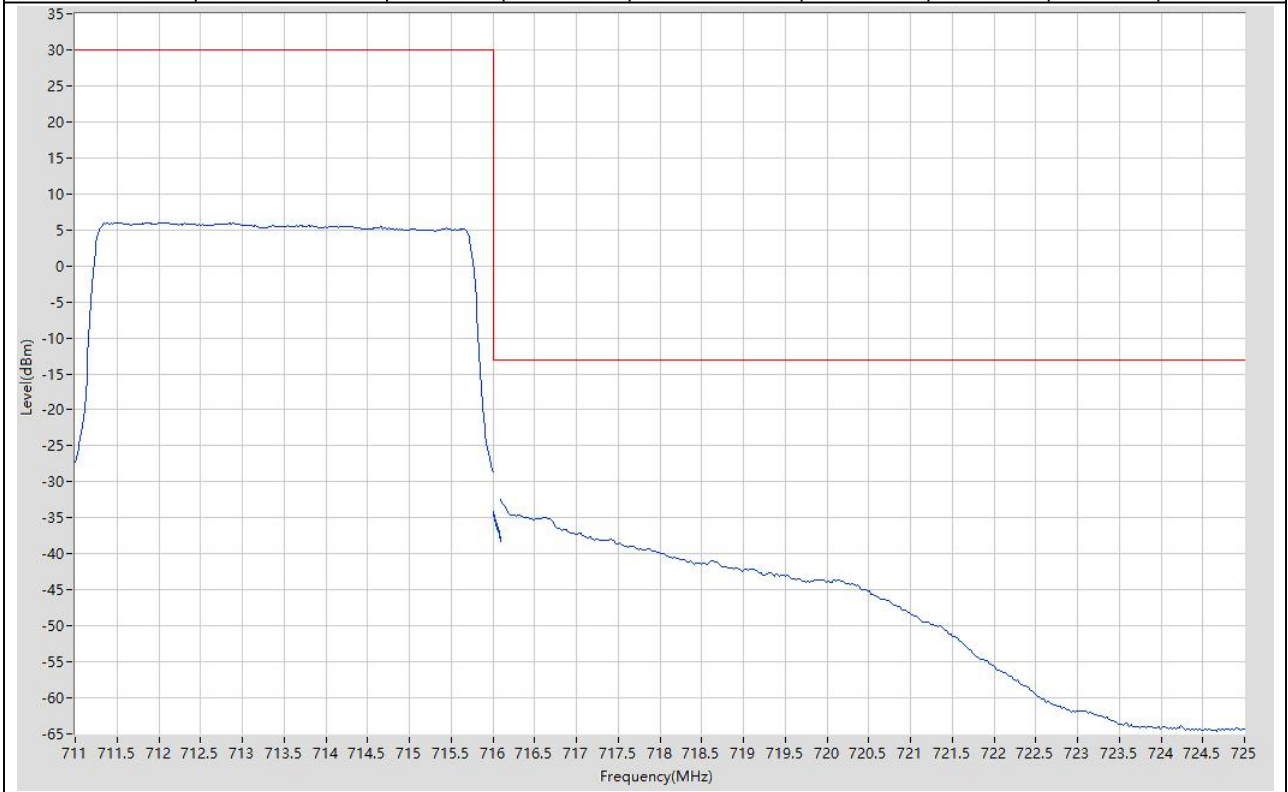
12.21. LTE Band Edge(NTNV)(Subtest:21, Channel:23155, Bandwidth:5, Modulation:QPSK, RB Number: 1, RB Position:HIGH)

| Start Frequency (MHz) | Stop Frequency (MHz) | RBW (MHz) | Detector | Frequency (MHz) | Power (dBm) | Limit (dBm) | Verdict | Sweep Point |
|-----------------------|----------------------|-----------|----------|-----------------|-------------|-------------|---------|-------------|
| 711 | 716 | 0.1 | RMS | 715.663 | 20.32 | 30 | Pass | 401 |
| 716 | 716.1 | 0.03 | RMS | 716 | -21.42 | -13 | Pass | 401 |
| 716.1 | 725 | 0.1 | RMS | 716.1 | -22.65 | -13 | Pass | 401 |



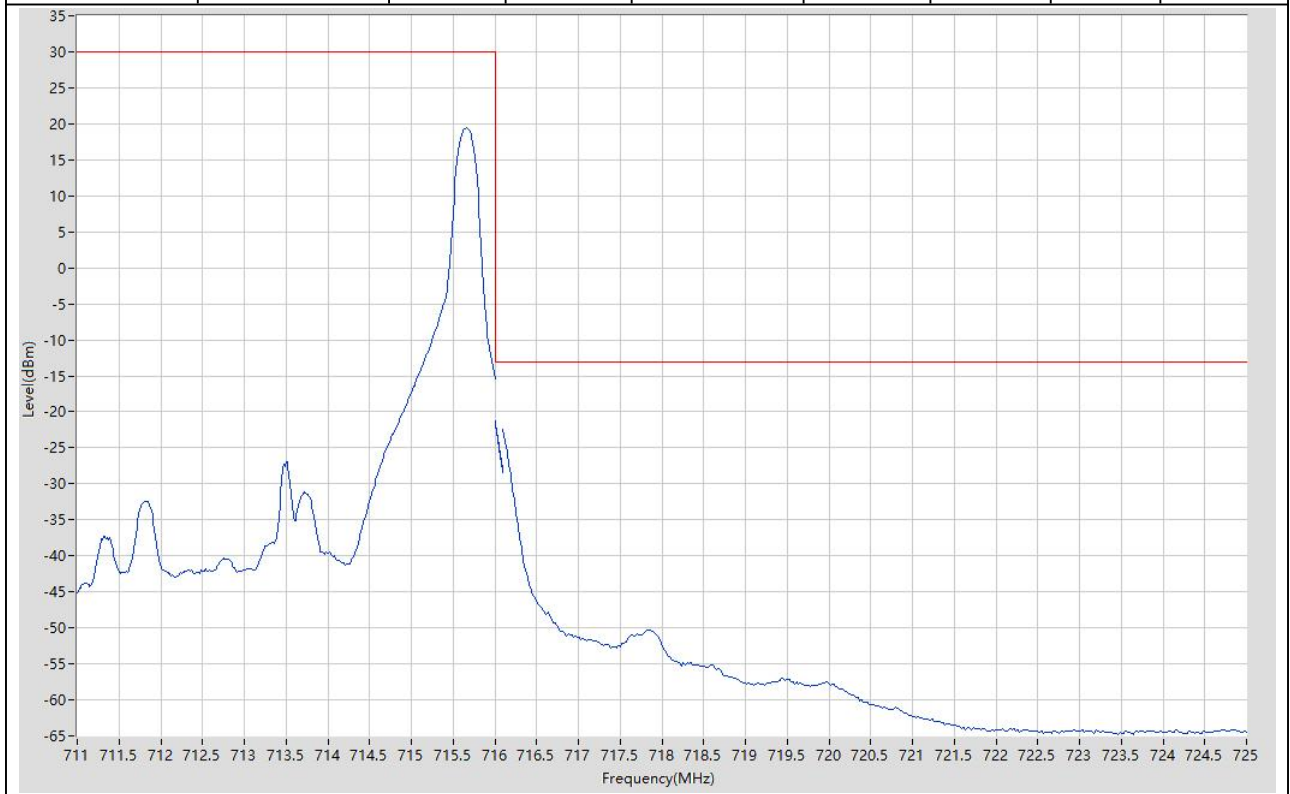
12.22. LTE Band Edge(NTNV)(Subtest:22, Channel:23155, Bandwidth:5, Modulation:QPSK, RB Number: 25, RB Position:HIGH)

| Start Frequency (MHz) | Stop Frequency (MHz) | RBW (MHz) | Detector | Frequency (MHz) | Power (dBm) | Limit (dBm) | Verdict | Sweep Point |
|-----------------------|----------------------|-----------|----------|-----------------|-------------|-------------|---------|-------------|
| 711 | 716 | 0.1 | RMS | 712.05 | 6.03 | 30 | Pass | 401 |
| 716 | 716.1 | 0.03 | RMS | 716 | -34.19 | -13 | Pass | 401 |
| 716.1 | 725 | 0.1 | RMS | 716.1 | -32.52 | -13 | Pass | 401 |



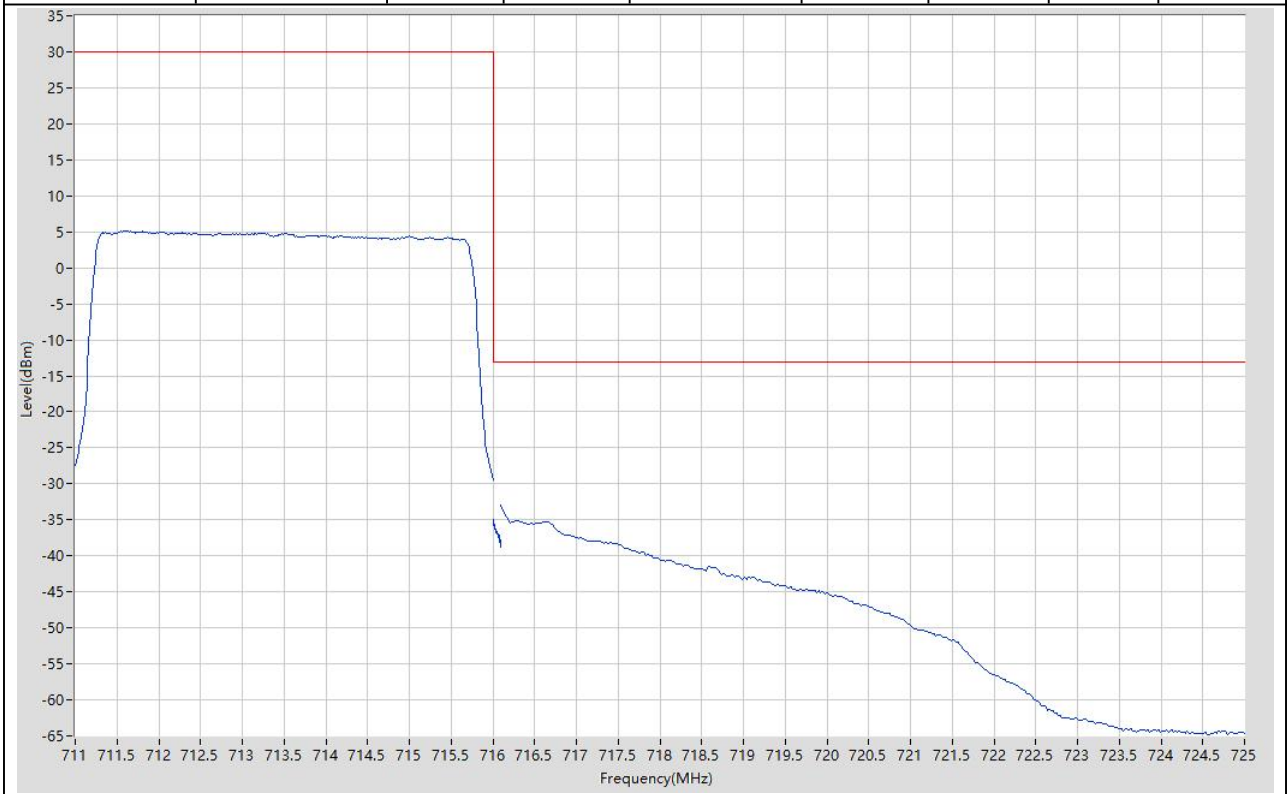
12.23. LTE Band Edge(NTNV)(Subtest:23, Channel:23155, Bandwidth:5, Modulation:Q16, RB Number: 1, RB Position:HIGH)

| Start Frequency (MHz) | Stop Frequency (MHz) | RBW (MHz) | Detector | Frequency (MHz) | Power (dBm) | Limit (dBm) | Verdict | Sweep Point |
|-----------------------|----------------------|-----------|----------|-----------------|-------------|-------------|---------|-------------|
| 711 | 716 | 0.1 | RMS | 715.663 | 19.4 | 30 | Pass | 401 |
| 716 | 716.1 | 0.03 | RMS | 716 | -21.26 | -13 | Pass | 401 |
| 716.1 | 725 | 0.1 | RMS | 716.1 | -22.38 | -13 | Pass | 401 |



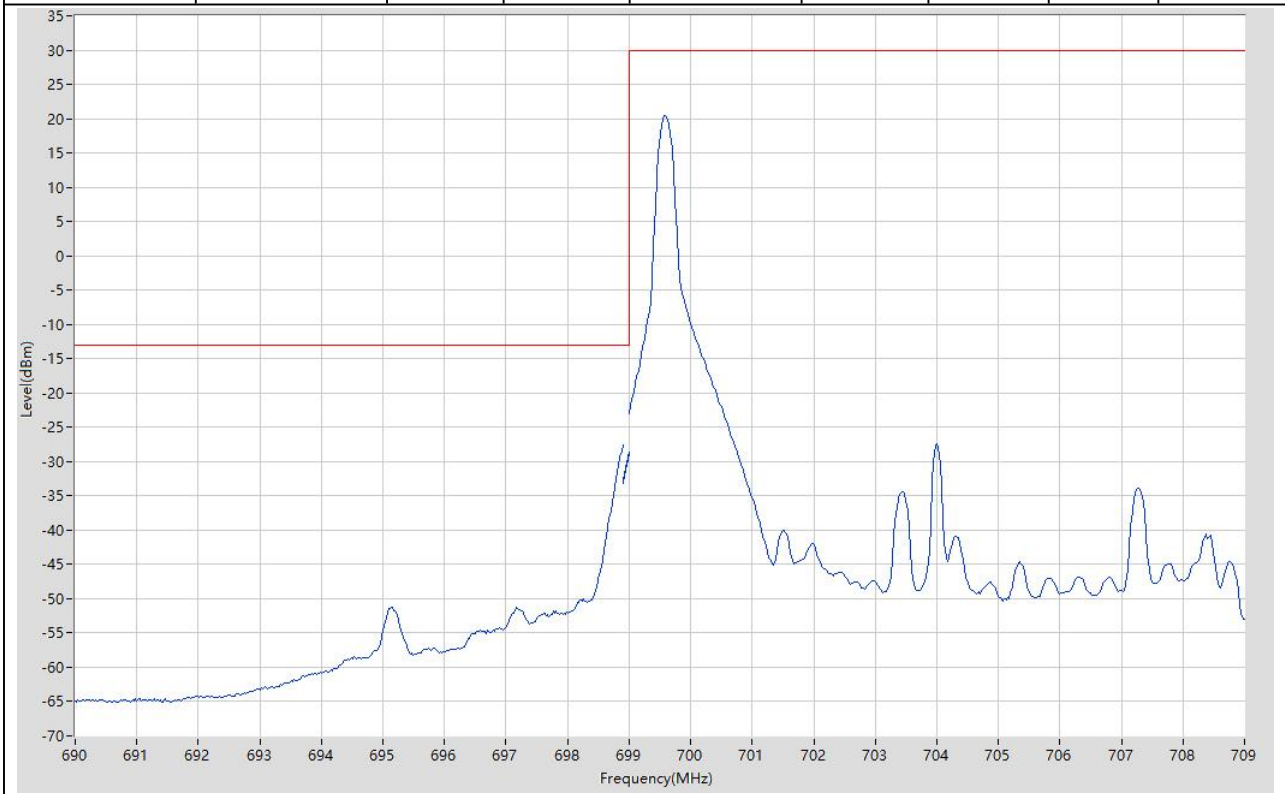
12.24. LTE Band Edge(NTNV)(Subtest:24, Channel:23155, Bandwidth:5, Modulation:Q16, RB Number: 25, RB Position:HIGH)

| Start Frequency (MHz) | Stop Frequency (MHz) | RBW (MHz) | Detector | Frequency (MHz) | Power (dBm) | Limit (dBm) | Verdict | Sweep Point |
|-----------------------|----------------------|-----------|----------|-----------------|-------------|-------------|---------|-------------|
| 711 | 716 | 0.1 | RMS | 711.588 | 5.18 | 30 | Pass | 401 |
| 716 | 716.1 | 0.03 | RMS | 716 | -34.99 | -13 | Pass | 401 |
| 716.1 | 725 | 0.1 | RMS | 716.1 | -32.95 | -13 | Pass | 401 |



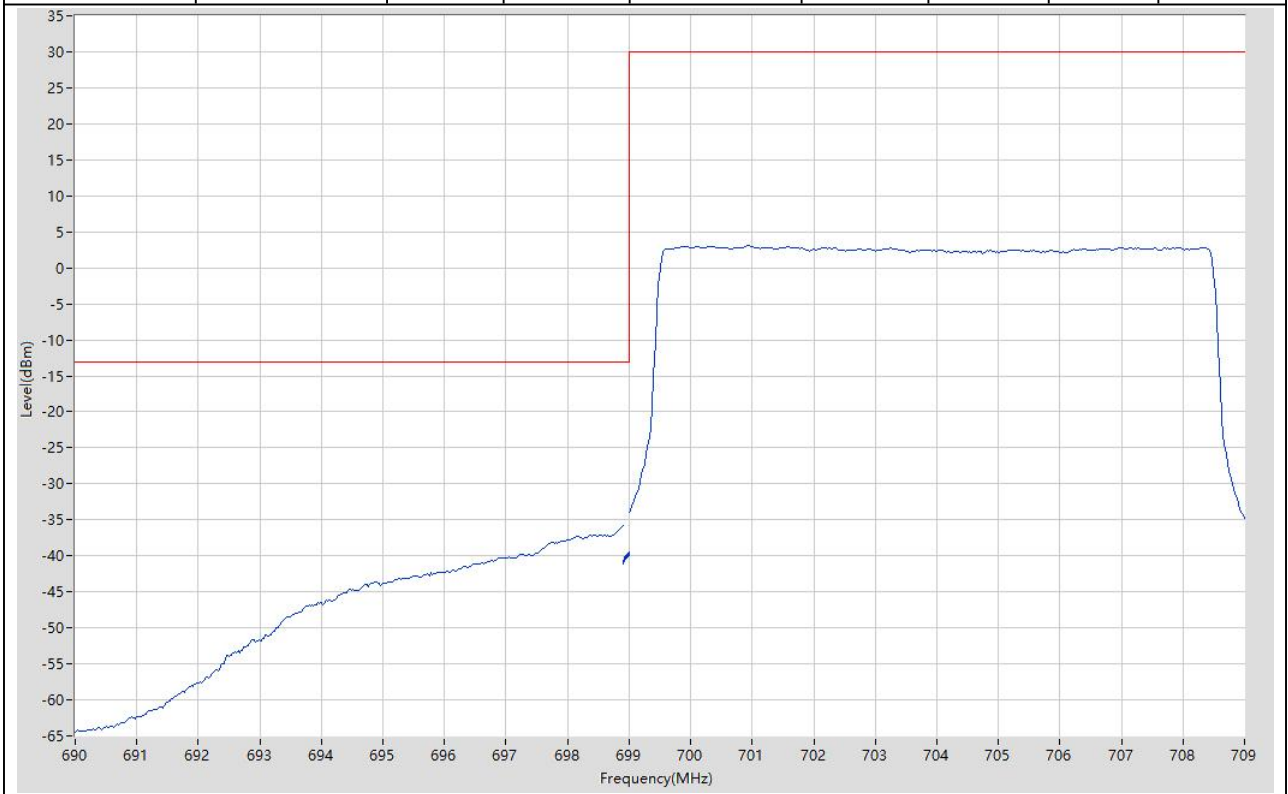
12.25. LTE Band Edge(NTNV)(Subtest:25, Channel:23060, Bandwidth:10, Modulation:QPSK, RB Number: 1, RB Position:LOW)

| Start Frequency (MHz) | Stop Frequency (MHz) | RBW (MHz) | Detector | Frequency (MHz) | Power (dBm) | Limit (dBm) | Verdict | Sweep Point |
|-----------------------|----------------------|-----------|----------|-----------------|-------------|-------------|---------|-------------|
| 690 | 698.9 | 0.1 | RMS | 698.9 | -27.52 | -13 | Pass | 401 |
| 698.9 | 699 | 0.03 | RMS | 699 | -28.59 | -13 | Pass | 401 |
| 699 | 709 | 0.1 | RMS | 699.575 | 20.38 | 30 | Pass | 401 |



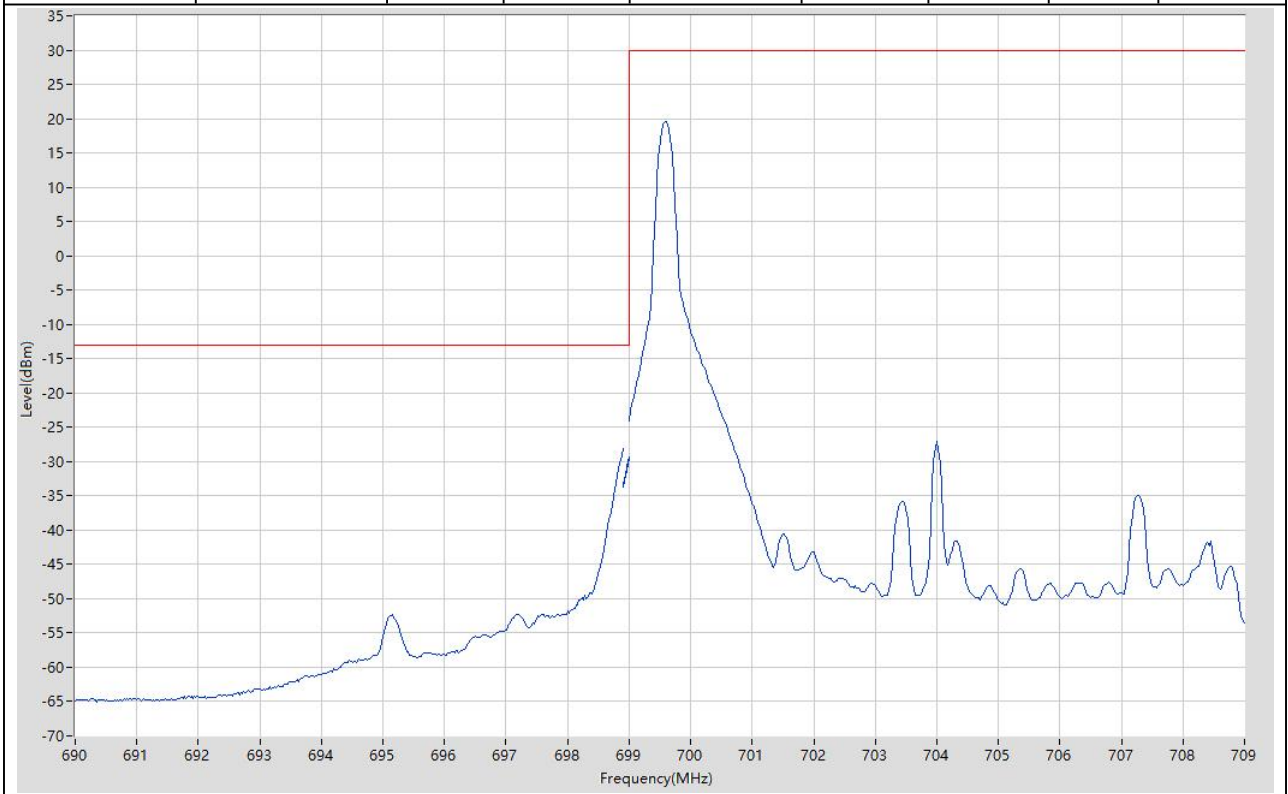
12.26. LTE Band Edge(NTNV)(Subtest:26, Channel:23060, Bandwidth:10, Modulation:QPSK, RB Number: 50, RB Position:LOW)

| Start Frequency (MHz) | Stop Frequency (MHz) | RBW (MHz) | Detector | Frequency (MHz) | Power (dBm) | Limit (dBm) | Verdict | Sweep Point |
|-----------------------|----------------------|-----------|----------|-----------------|-------------|-------------|---------|-------------|
| 690 | 698.9 | 0.1 | RMS | 698.9 | -35.71 | -13 | Pass | 401 |
| 698.9 | 699 | 0.03 | RMS | 698.999 | -39.53 | -13 | Pass | 401 |
| 699 | 709 | 0.1 | RMS | 700.925 | 3.12 | 30 | Pass | 401 |



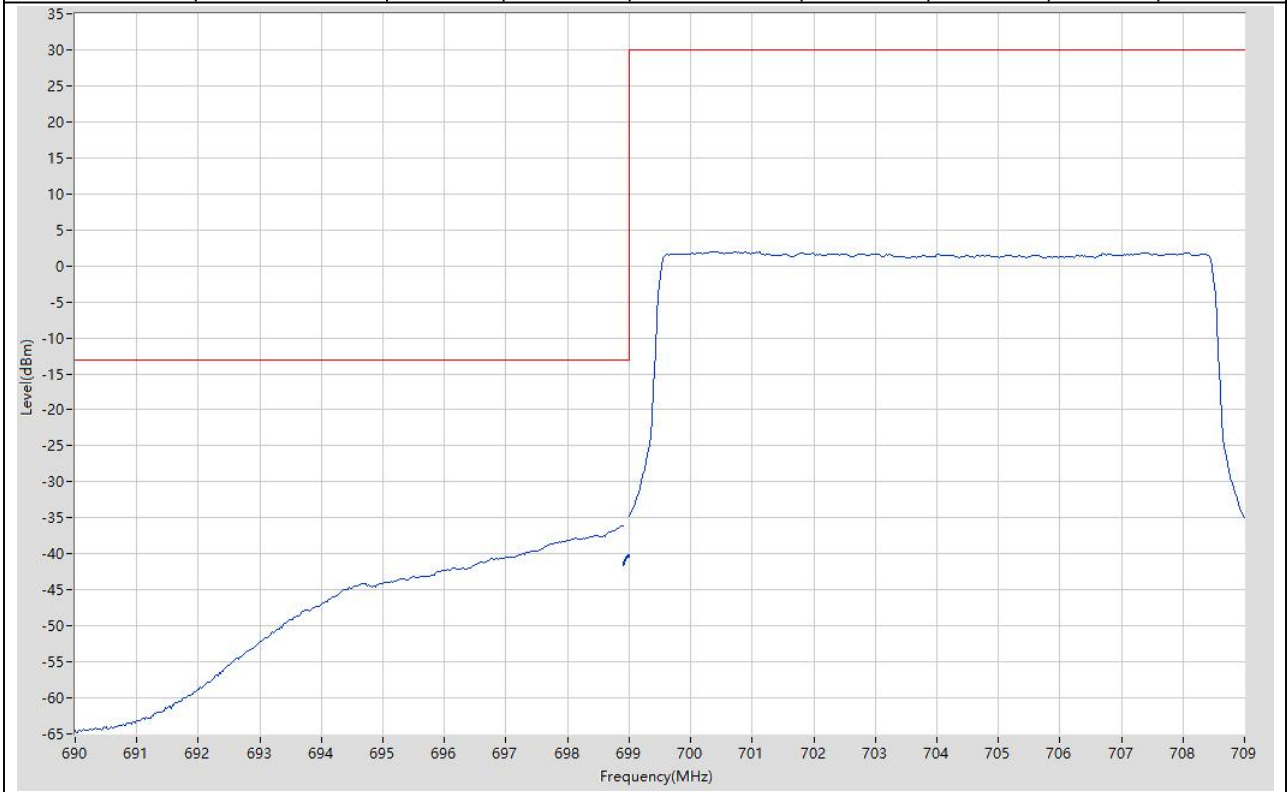
12.27. LTE Band Edge(NTNV)(Subtest:27, Channel:23060, Bandwidth:10, Modulation:Q16, RB Number: 1, RB Position:LOW)

| Start Frequency (MHz) | Stop Frequency (MHz) | RBW (MHz) | Detector | Frequency (MHz) | Power (dBm) | Limit (dBm) | Verdict | Sweep Point |
|-----------------------|----------------------|-----------|----------|-----------------|-------------|-------------|---------|-------------|
| 690 | 698.9 | 0.1 | RMS | 698.9 | -28.17 | -13 | Pass | 401 |
| 698.9 | 699 | 0.03 | RMS | 699 | -29.37 | -13 | Pass | 401 |
| 699 | 709 | 0.1 | RMS | 699.6 | 19.49 | 30 | Pass | 401 |



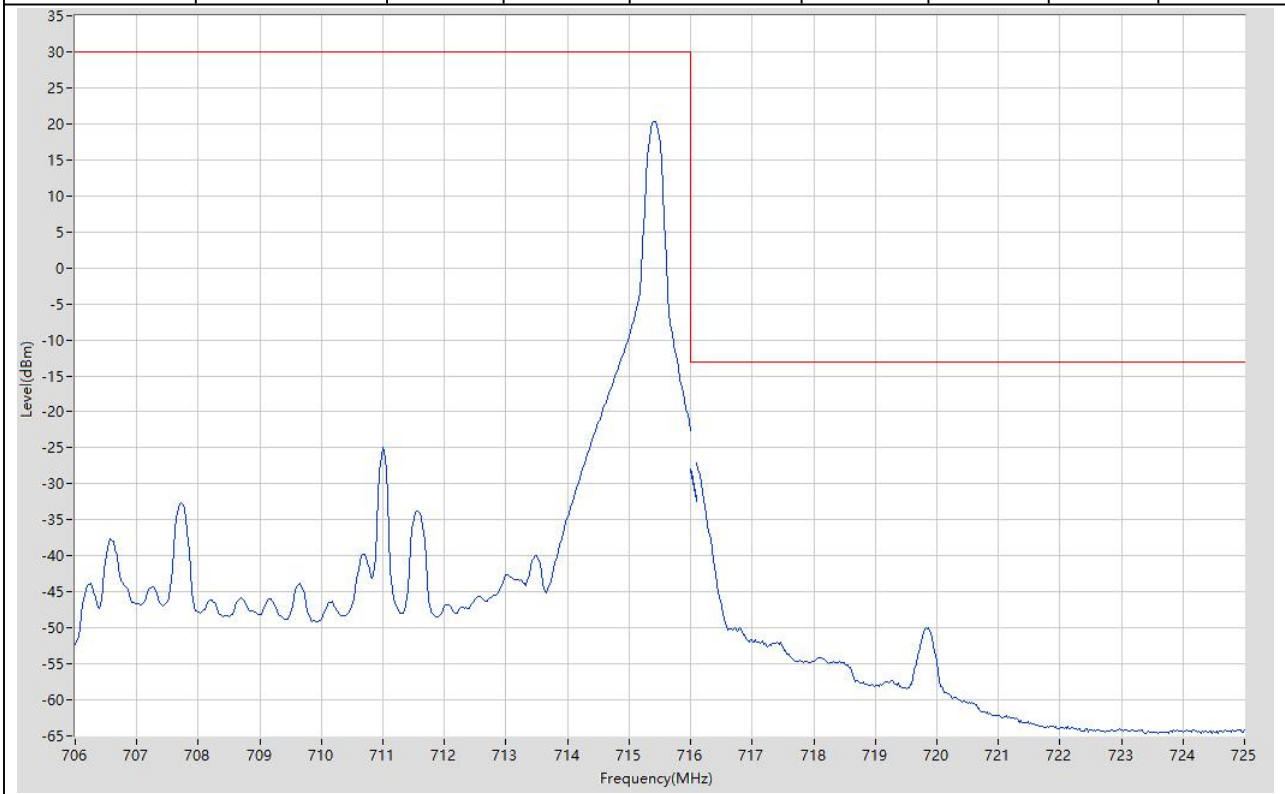
12.28. LTE Band Edge(NTNV)(Subtest:28, Channel:23060, Bandwidth:10, Modulation:Q16, RB Number: 50, RB Position:LOW)

| Start Frequency (MHz) | Stop Frequency (MHz) | RBW (MHz) | Detector | Frequency (MHz) | Power (dBm) | Limit (dBm) | Verdict | Sweep Point |
|-----------------------|----------------------|-----------|----------|-----------------|-------------|-------------|---------|-------------|
| 690 | 698.9 | 0.1 | RMS | 698.9 | -36.05 | -13 | Pass | 401 |
| 698.9 | 699 | 0.03 | RMS | 698.997 | -40.16 | -13 | Pass | 401 |
| 699 | 709 | 0.1 | RMS | 700.875 | 1.97 | 30 | Pass | 401 |



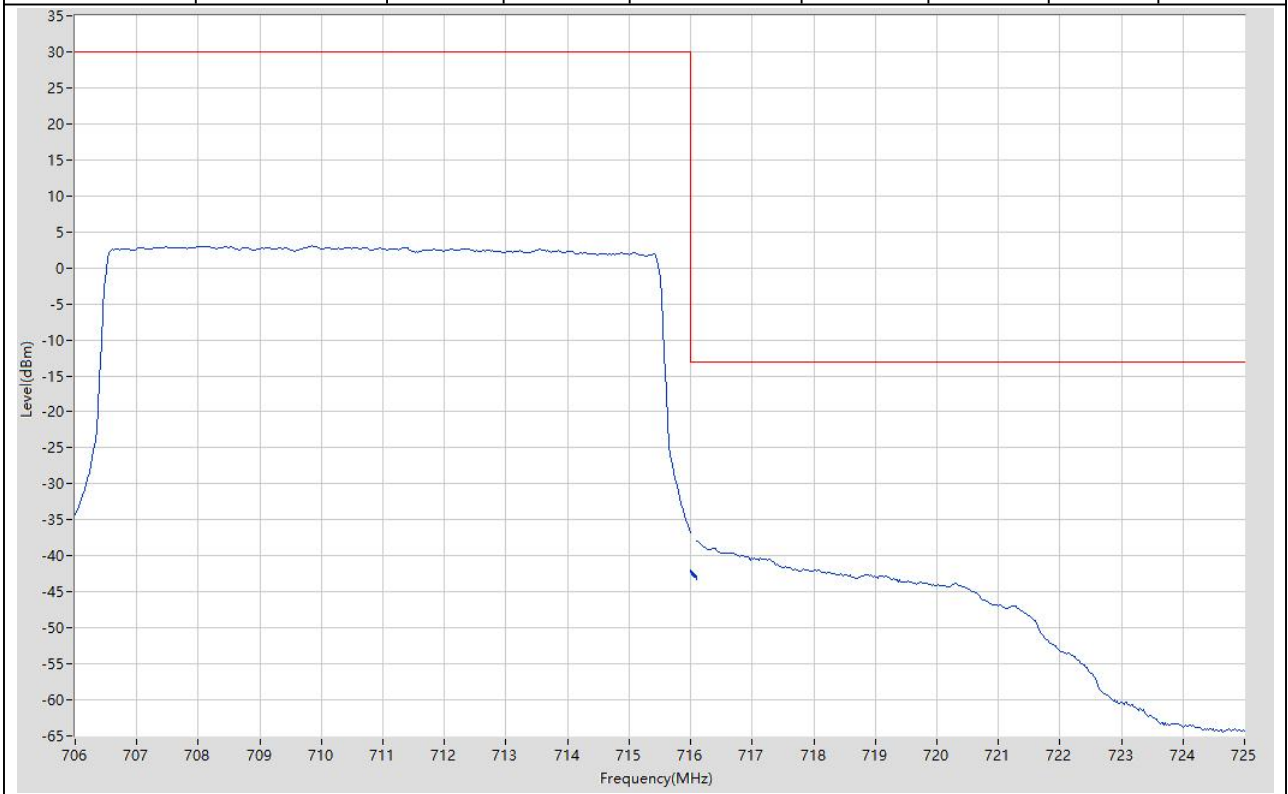
12.29. LTE Band Edge(NTNV)(Subtest:29, Channel:23130, Bandwidth:10, Modulation:QPSK, RB Number: 1, RB Position:HIGH)

| Start Frequency (MHz) | Stop Frequency (MHz) | RBW (MHz) | Detector | Frequency (MHz) | Power (dBm) | Limit (dBm) | Verdict | Sweep Point |
|-----------------------|----------------------|-----------|----------|-----------------|-------------|-------------|---------|-------------|
| 706 | 716 | 0.1 | RMS | 715.4 | 20.29 | 30 | Pass | 401 |
| 716 | 716.1 | 0.03 | RMS | 716.001 | -27.95 | -13 | Pass | 401 |
| 716.1 | 725 | 0.1 | RMS | 716.1 | -27.06 | -13 | Pass | 401 |



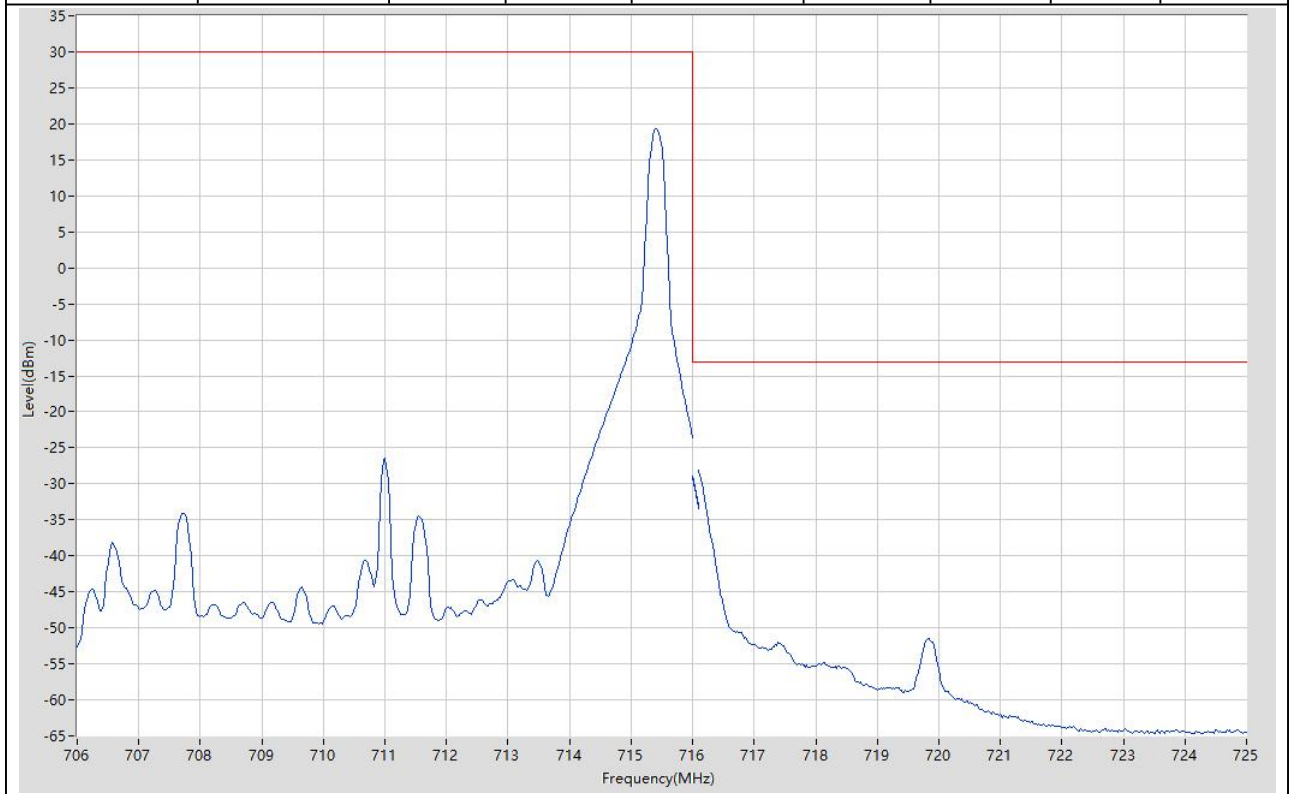
12.30. LTE Band Edge(NTNV)(Subtest:30, Channel:23130, Bandwidth:10, Modulation:QPSK, RB Number: 50, RB Position:HIGH)

| Start Frequency (MHz) | Stop Frequency (MHz) | RBW (MHz) | Detector | Frequency (MHz) | Power (dBm) | Limit (dBm) | Verdict | Sweep Point |
|-----------------------|----------------------|-----------|----------|-----------------|-------------|-------------|---------|-------------|
| 706 | 716 | 0.1 | RMS | 709.85 | 3.06 | 30 | Pass | 401 |
| 716 | 716.1 | 0.03 | RMS | 716 | -41.95 | -13 | Pass | 401 |
| 716.1 | 725 | 0.1 | RMS | 716.1 | -37.99 | -13 | Pass | 401 |



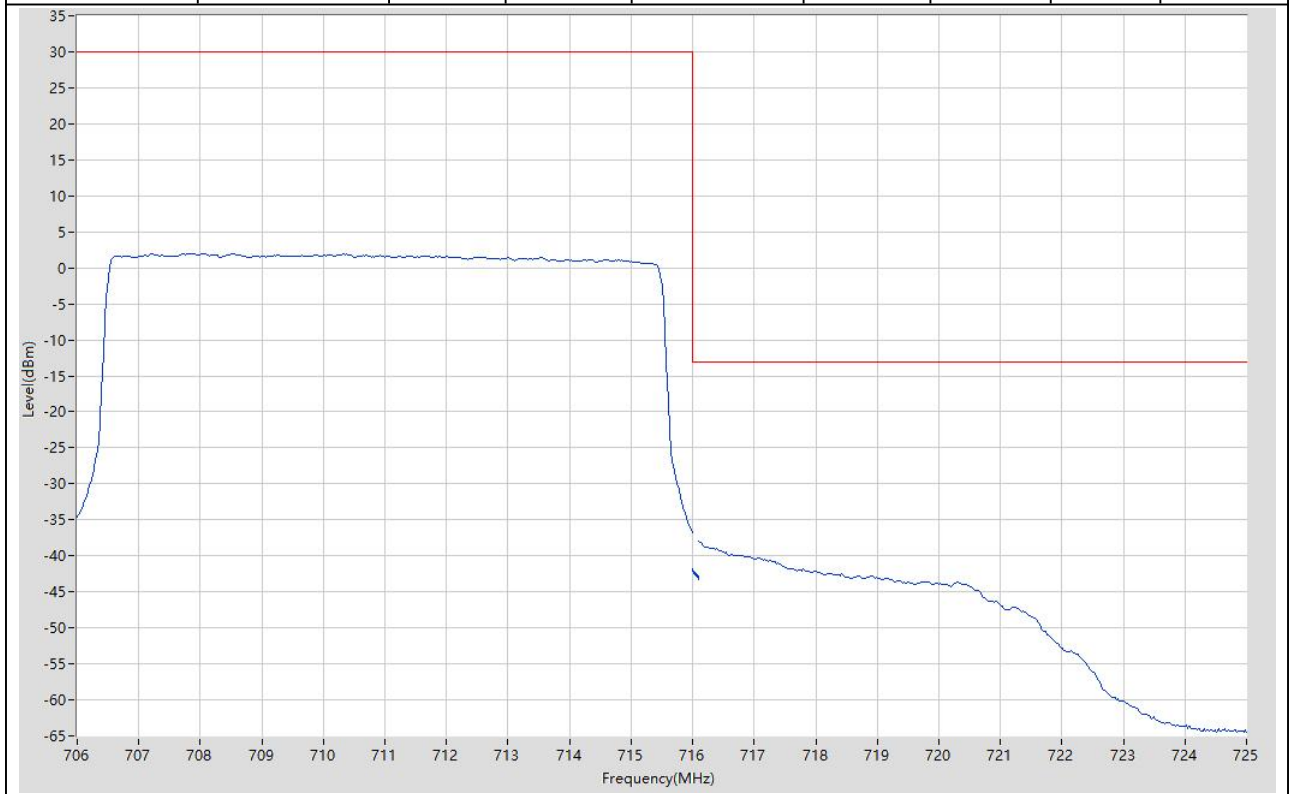
12.31. LTE Band Edge(NTNV)(Subtest:31, Channel:23130, Bandwidth:10, Modulation:Q16, RB Number: 1, RB Position:HIGH)

| Start Frequency (MHz) | Stop Frequency (MHz) | RBW (MHz) | Detector | Frequency (MHz) | Power (dBm) | Limit (dBm) | Verdict | Sweep Point |
|-----------------------|----------------------|-----------|----------|-----------------|-------------|-------------|---------|-------------|
| 706 | 716 | 0.1 | RMS | 715.4 | 19.22 | 30 | Pass | 401 |
| 716 | 716.1 | 0.03 | RMS | 716.001 | -28.94 | -13 | Pass | 401 |
| 716.1 | 725 | 0.1 | RMS | 716.1 | -28.04 | -13 | Pass | 401 |



12.32. LTE Band Edge(NTNV)(Subtest:32, Channel:23130, Bandwidth:10, Modulation:Q16, RB Number: 50, RB Position:HIGH)

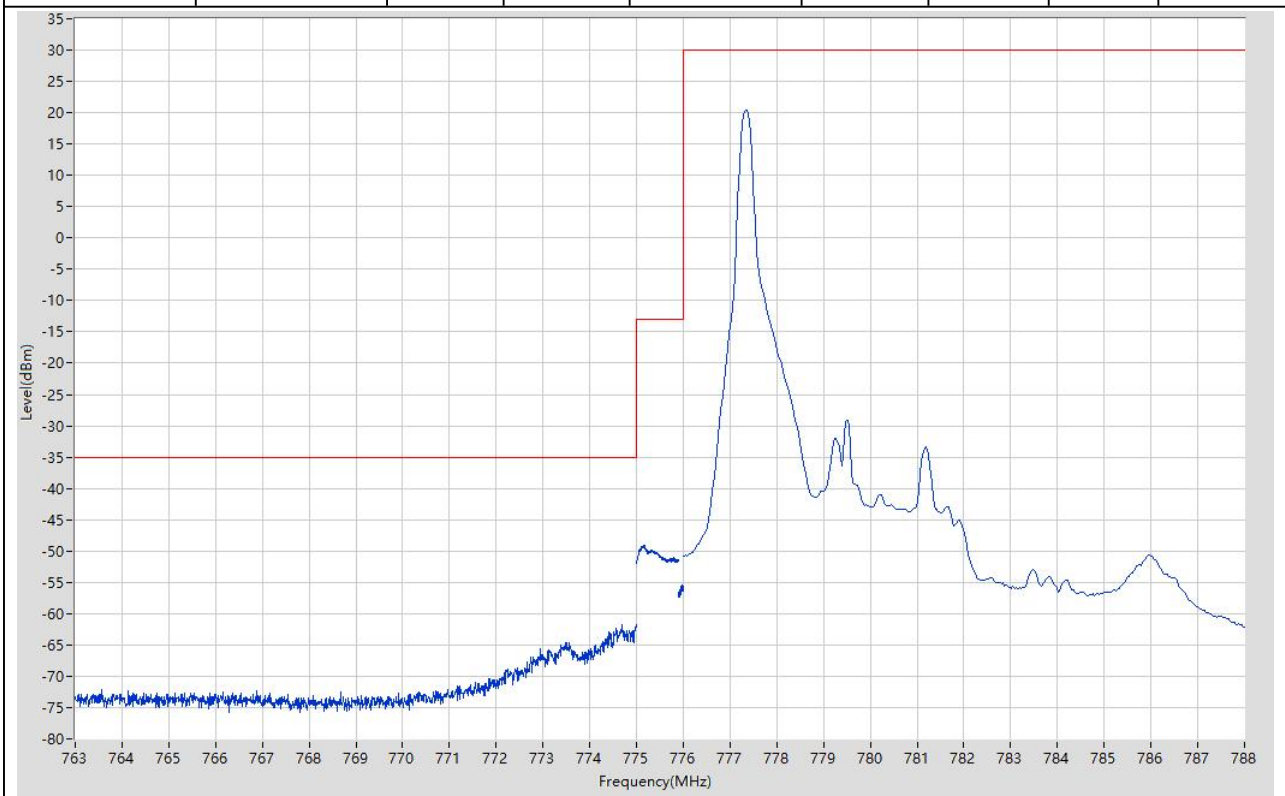
| Start Frequency (MHz) | Stop Frequency (MHz) | RBW (MHz) | Detector | Frequency (MHz) | Power (dBm) | Limit (dBm) | Verdict | Sweep Point |
|-----------------------|----------------------|-----------|----------|-----------------|-------------|-------------|---------|-------------|
| 706 | 716 | 0.1 | RMS | 707.775 | 2.01 | 30 | Pass | 401 |
| 716 | 716.1 | 0.03 | RMS | 716.002 | -41.84 | -13 | Pass | 401 |
| 716.1 | 725 | 0.1 | RMS | 716.1 | -37.91 | -13 | Pass | 401 |



13. LTE_Band13

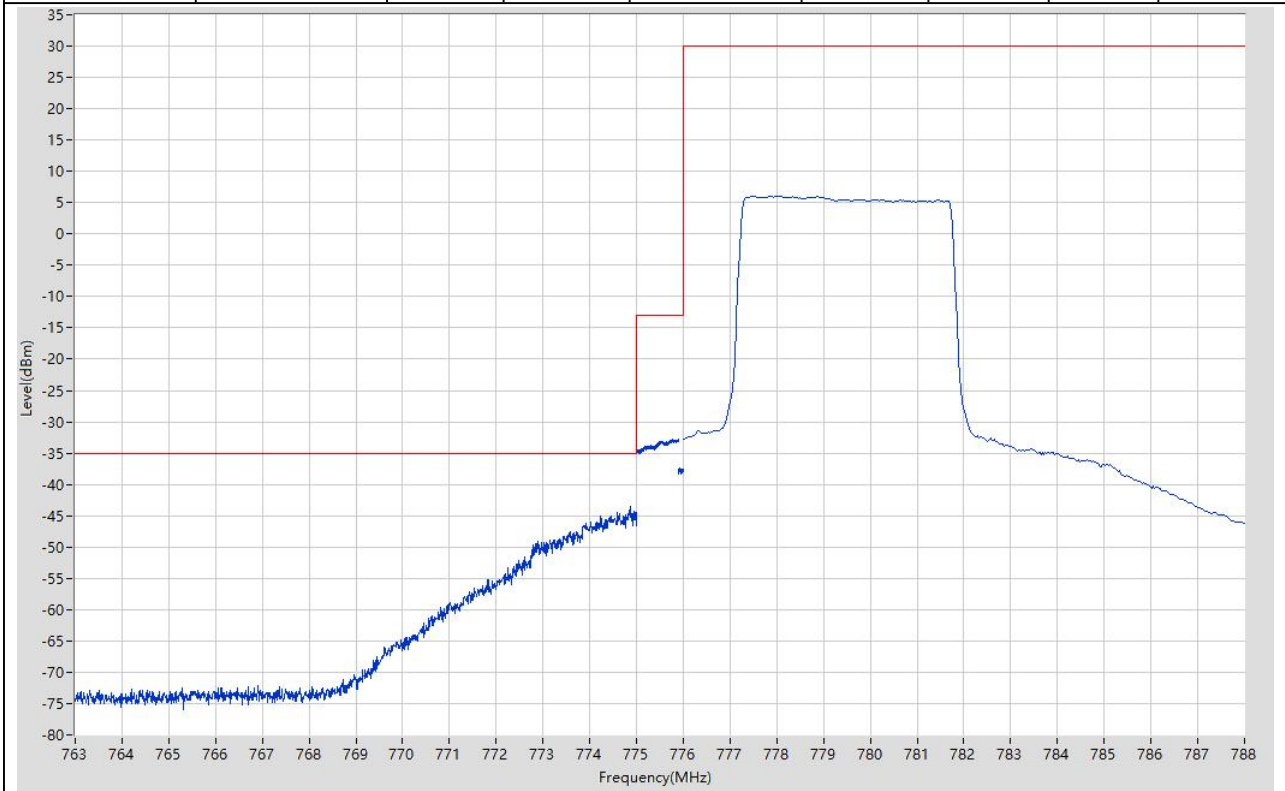
13.1. LTE Band Edge(NTNV)(Subtest:1, Channel:23205, Bandwidth:5, Modulation:QPSK, RB Number: 1, RB Position:LOW)

| Start Frequency (MHz) | Stop Frequency (MHz) | RBW (MHz) | Detector | Frequency (MHz) | Power (dBm) | Limit (dBm) | Verdict | Sweep Point |
|-----------------------|----------------------|-----------|----------|-----------------|-------------|-------------|---------|-------------|
| 763 | 775 | 0.01 | RMS | 774.7 | -61.78 | -35 | Pass | 1201 |
| 775 | 775.9 | 0.1 | RMS | 775.169 | -49.12 | -13 | Pass | 401 |
| 775.9 | 776 | 0.03 | RMS | 775.974 | -55.37 | -13 | Pass | 401 |
| 776 | 788 | 0.1 | RMS | 777.35 | 20.31 | 30 | Pass | 401 |



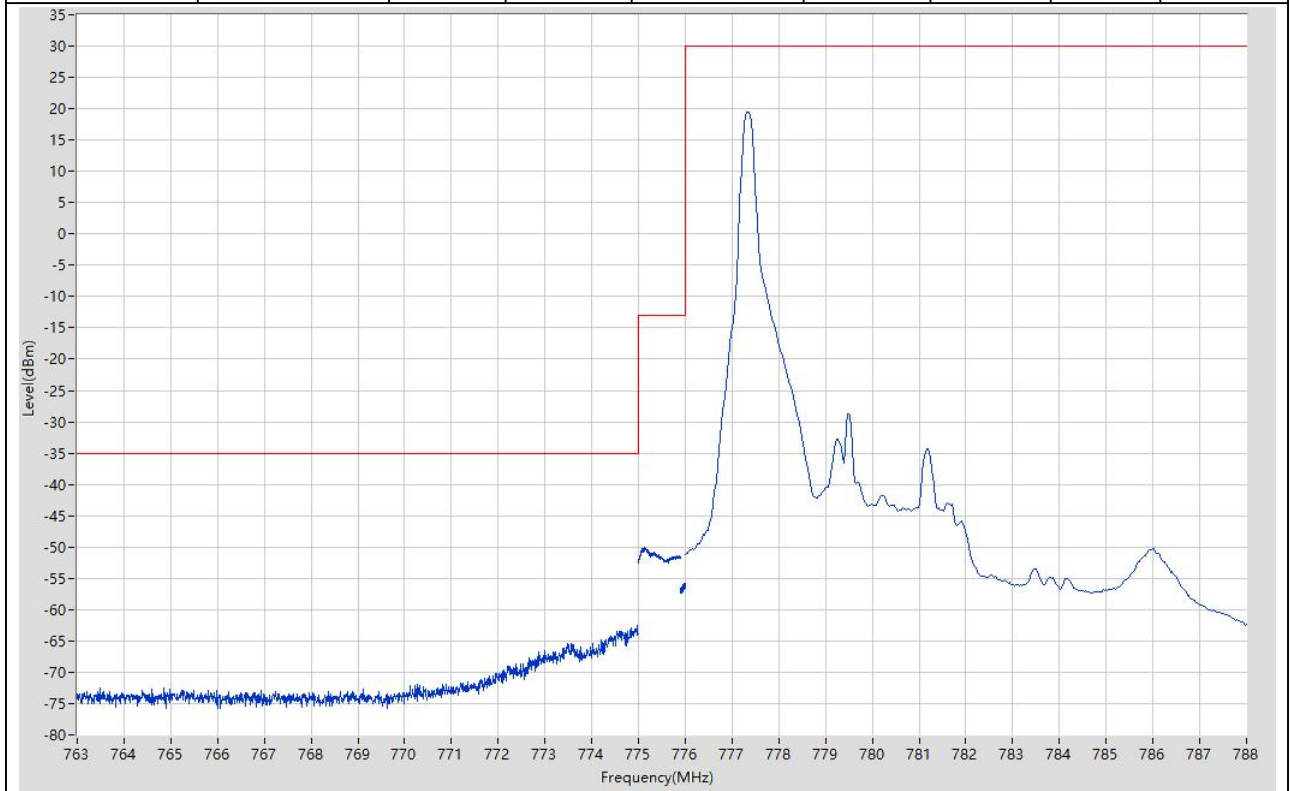
13.2. LTE Band Edge(NTNV)(Subtest:2, Channel:23205, Bandwidth:5, Modulation:QPSK, RB Number: 25, RB Position:LOW)

| Start Frequency (MHz) | Stop Frequency (MHz) | RBW (MHz) | Detector | Frequency (MHz) | Power (dBm) | Limit (dBm) | Verdict | Sweep Point |
|-----------------------|----------------------|-----------|----------|-----------------|-------------|-------------|---------|-------------|
| 763 | 775 | 0.01 | RMS | 774.88 | -43.6 | -35 | Pass | 1201 |
| 775 | 775.9 | 0.1 | RMS | 775.889 | -32.81 | -13 | Pass | 401 |
| 775.9 | 776 | 0.03 | RMS | 775.921 | -37.36 | -13 | Pass | 401 |
| 776 | 788 | 0.1 | RMS | 778.1 | 6.05 | 30 | Pass | 401 |



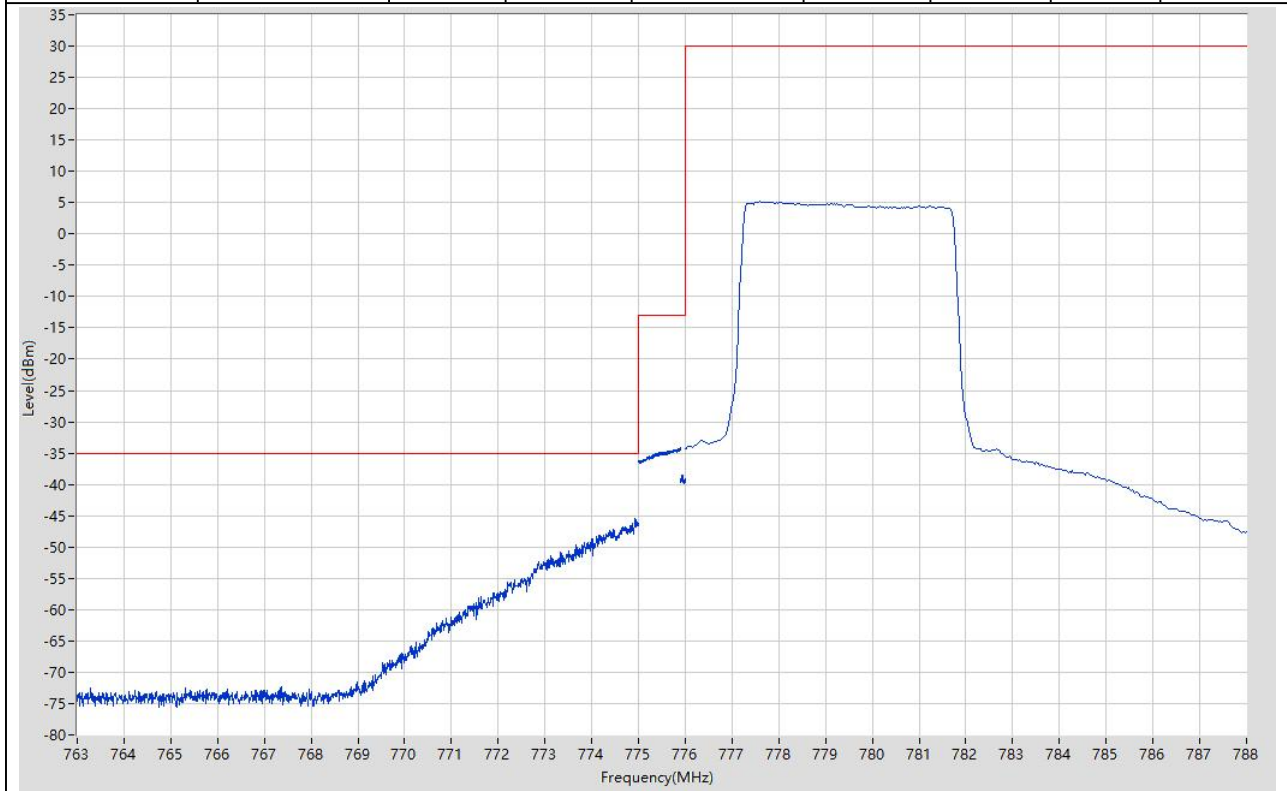
13.3. LTE Band Edge(NTNV)(Subtest:3, Channel:23205, Bandwidth:5, Modulation:Q16, RB Number: 1, RB Position:LOW)

| Start Frequency (MHz) | Stop Frequency (MHz) | RBW (MHz) | Detector | Frequency (MHz) | Power (dBm) | Limit (dBm) | Verdict | Sweep Point |
|-----------------------|----------------------|-----------|----------|-----------------|-------------|-------------|---------|-------------|
| 763 | 775 | 0.01 | RMS | 774.97 | -62.54 | -35 | Pass | 1201 |
| 775 | 775.9 | 0.1 | RMS | 775.137 | -50.03 | -13 | Pass | 401 |
| 775.9 | 776 | 0.03 | RMS | 775.993 | -55.76 | -13 | Pass | 401 |
| 776 | 788 | 0.1 | RMS | 777.32 | 19.4 | 30 | Pass | 401 |



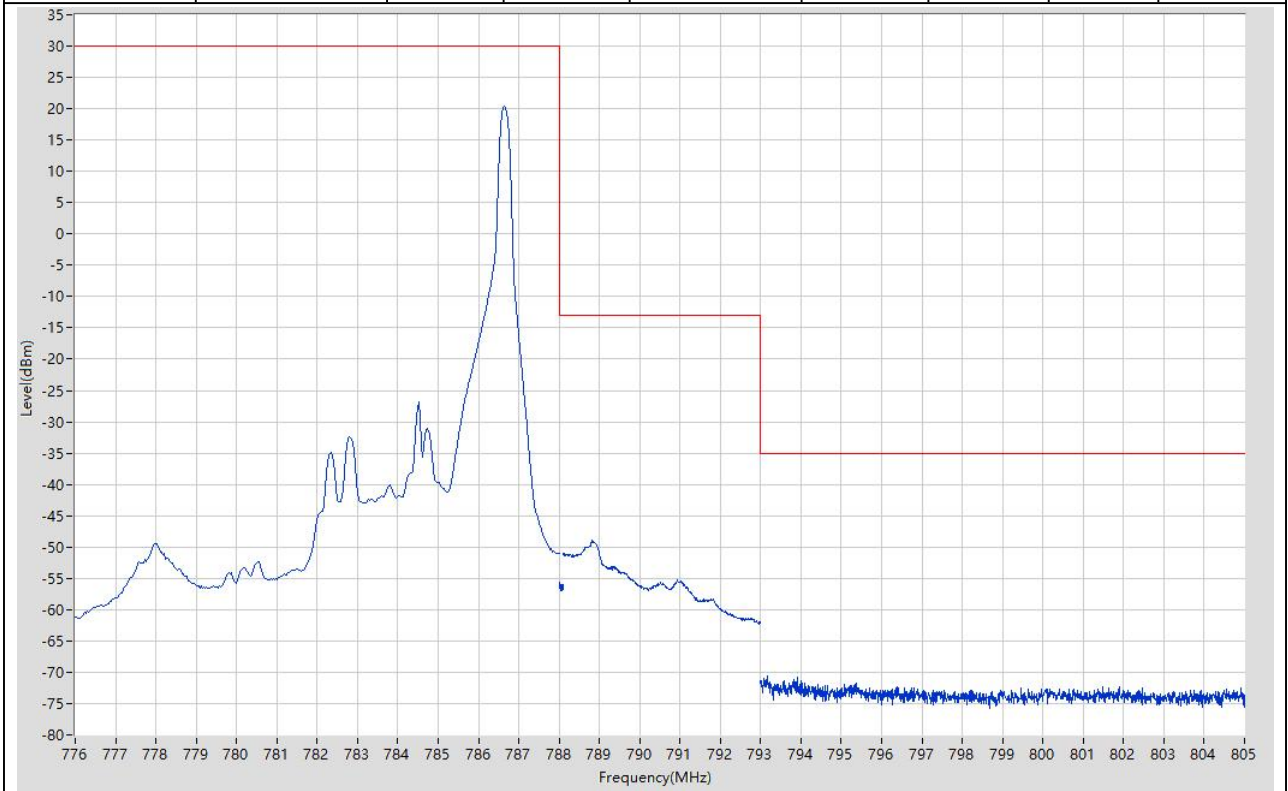
13.4. LTE Band Edge(NTNV)(Subtest:4, Channel:23205, Bandwidth:5, Modulation:Q16, RB Number: 25, RB Position:LOW)

| Start Frequency (MHz) | Stop Frequency (MHz) | RBW (MHz) | Detector | Frequency (MHz) | Power (dBm) | Limit (dBm) | Verdict | Sweep Point |
|-----------------------|----------------------|-----------|----------|-----------------|-------------|-------------|---------|-------------|
| 763 | 775 | 0.01 | RMS | 774.93 | -45.5 | -35 | Pass | 1201 |
| 775 | 775.9 | 0.1 | RMS | 775.896 | -34.12 | -13 | Pass | 401 |
| 775.9 | 776 | 0.03 | RMS | 775.928 | -38.5 | -13 | Pass | 401 |
| 776 | 788 | 0.1 | RMS | 777.59 | 5.16 | 30 | Pass | 401 |



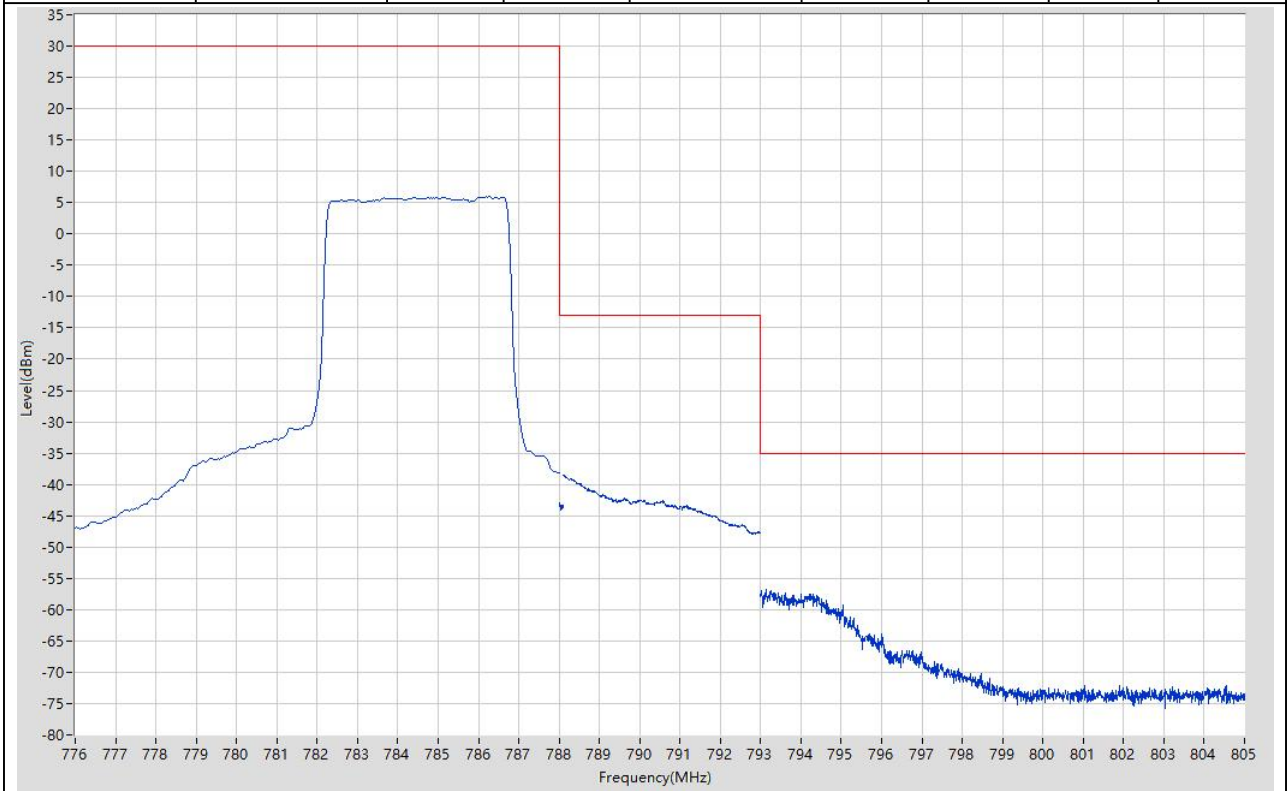
13.5. LTE Band Edge(NTNV)(Subtest:5, Channel:23255, Bandwidth:5, Modulation:QPSK, RB Number: 1, RB Position:HIGH)

| Start Frequency (MHz) | Stop Frequency (MHz) | RBW (MHz) | Detector | Frequency (MHz) | Power (dBm) | Limit (dBm) | Verdict | Sweep Point |
|-----------------------|----------------------|-----------|----------|-----------------|-------------|-------------|---------|-------------|
| 776 | 788 | 0.1 | RMS | 786.65 | 20.34 | 30 | Pass | 401 |
| 788 | 788.1 | 0.03 | RMS | 788.009 | -55.63 | -13 | Pass | 401 |
| 788.1 | 793 | 0.1 | RMS | 788.823 | -48.91 | -13 | Pass | 401 |
| 793 | 805 | 0.01 | RMS | 793.16 | -70.52 | -35 | Pass | 1201 |



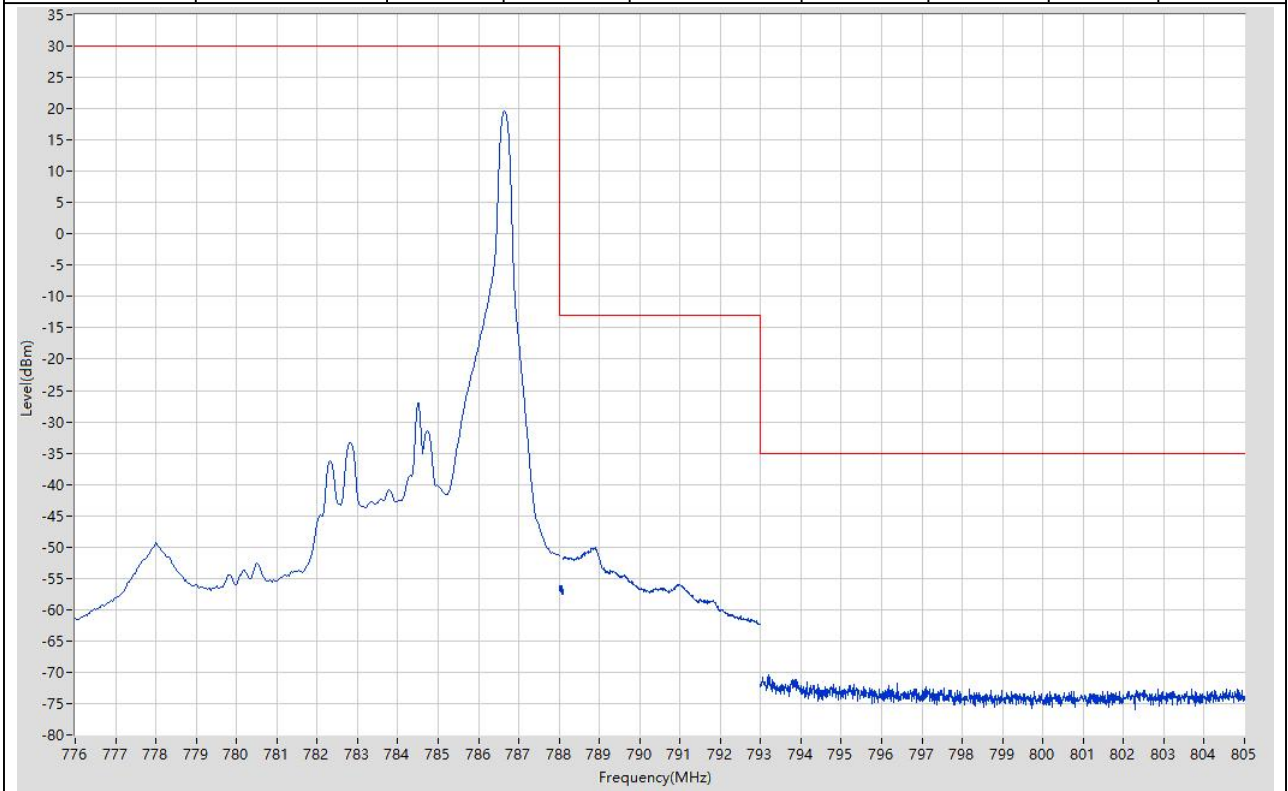
13.6. LTE Band Edge(NTNV)(Subtest:6, Channel:23255, Bandwidth:5, Modulation:QPSK, RB Number: 25, RB Position:LOW)

| Start Frequency (MHz) | Stop Frequency (MHz) | RBW (MHz) | Detector | Frequency (MHz) | Power (dBm) | Limit (dBm) | Verdict | Sweep Point |
|-----------------------|----------------------|-----------|----------|-----------------|-------------|-------------|---------|-------------|
| 776 | 788 | 0.1 | RMS | 786.2 | 5.99 | 30 | Pass | 401 |
| 788 | 788.1 | 0.03 | RMS | 788.007 | -42.94 | -13 | Pass | 401 |
| 788.1 | 793 | 0.1 | RMS | 788.112 | -38.48 | -13 | Pass | 401 |
| 793 | 805 | 0.01 | RMS | 793.13 | -56.81 | -35 | Pass | 1201 |



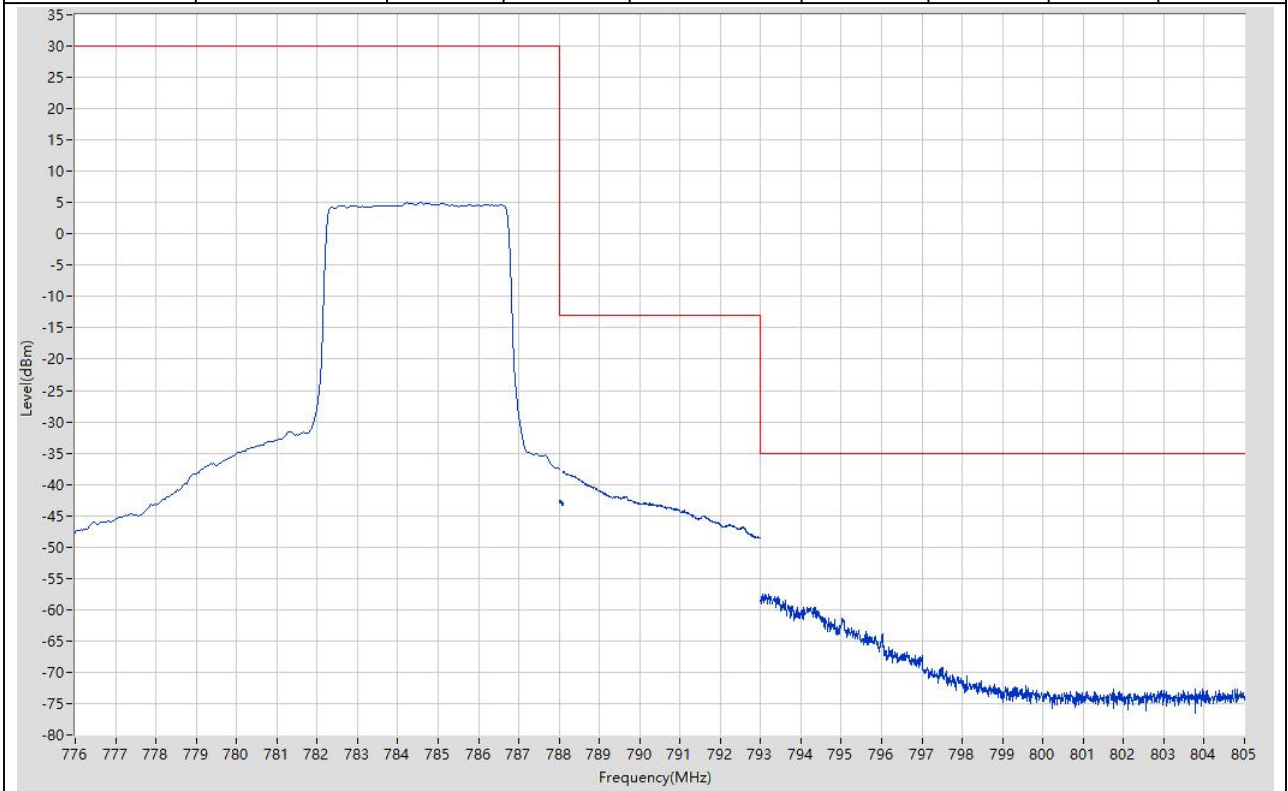
13.7. LTE Band Edge(NTNV)(Subtest:7, Channel:23255, Bandwidth:5, Modulation:Q16, RB Number: 1, RB Position:HIGH)

| Start Frequency (MHz) | Stop Frequency (MHz) | RBW (MHz) | Detector | Frequency (MHz) | Power (dBm) | Limit (dBm) | Verdict | Sweep Point |
|-----------------------|----------------------|-----------|----------|-----------------|-------------|-------------|---------|-------------|
| 776 | 788 | 0.1 | RMS | 786.65 | 19.63 | 30 | Pass | 401 |
| 788 | 788.1 | 0.03 | RMS | 788.002 | -56.12 | -13 | Pass | 401 |
| 788.1 | 793 | 0.1 | RMS | 788.896 | -50.07 | -13 | Pass | 401 |
| 793 | 805 | 0.01 | RMS | 793.2 | -70.45 | -35 | Pass | 1201 |



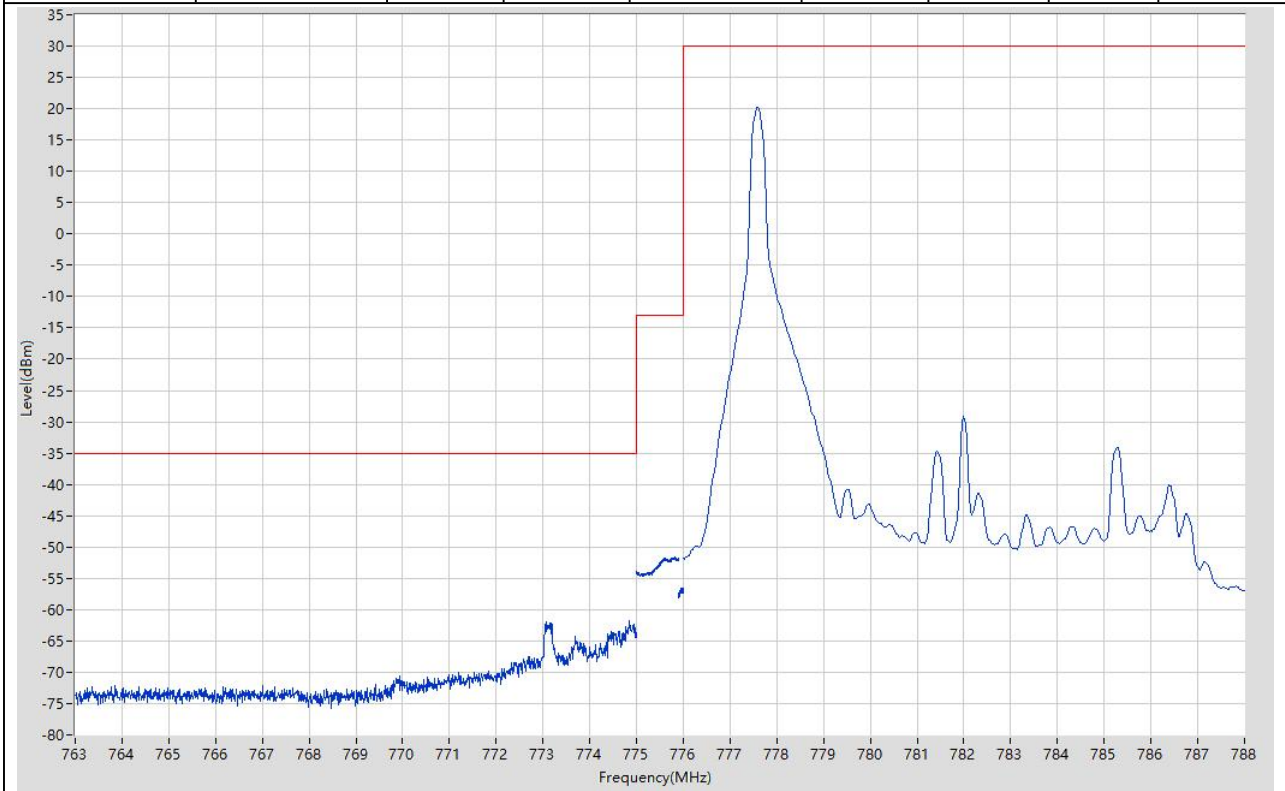
13.8. LTE Band Edge(NTNV)(Subtest:8, Channel:23255, Bandwidth:5, Modulation:Q16, RB Number: 25, RB Position:LOW)

| Start Frequency (MHz) | Stop Frequency (MHz) | RBW (MHz) | Detector | Frequency (MHz) | Power (dBm) | Limit (dBm) | Verdict | Sweep Point |
|-----------------------|----------------------|-----------|----------|-----------------|-------------|-------------|---------|-------------|
| 776 | 788 | 0.1 | RMS | 784.22 | 4.98 | 30 | Pass | 401 |
| 788 | 788.1 | 0.03 | RMS | 788.031 | -42.49 | -13 | Pass | 401 |
| 788.1 | 793 | 0.1 | RMS | 788.125 | -37.92 | -13 | Pass | 401 |
| 793 | 805 | 0.01 | RMS | 793.2 | -57.51 | -35 | Pass | 1201 |



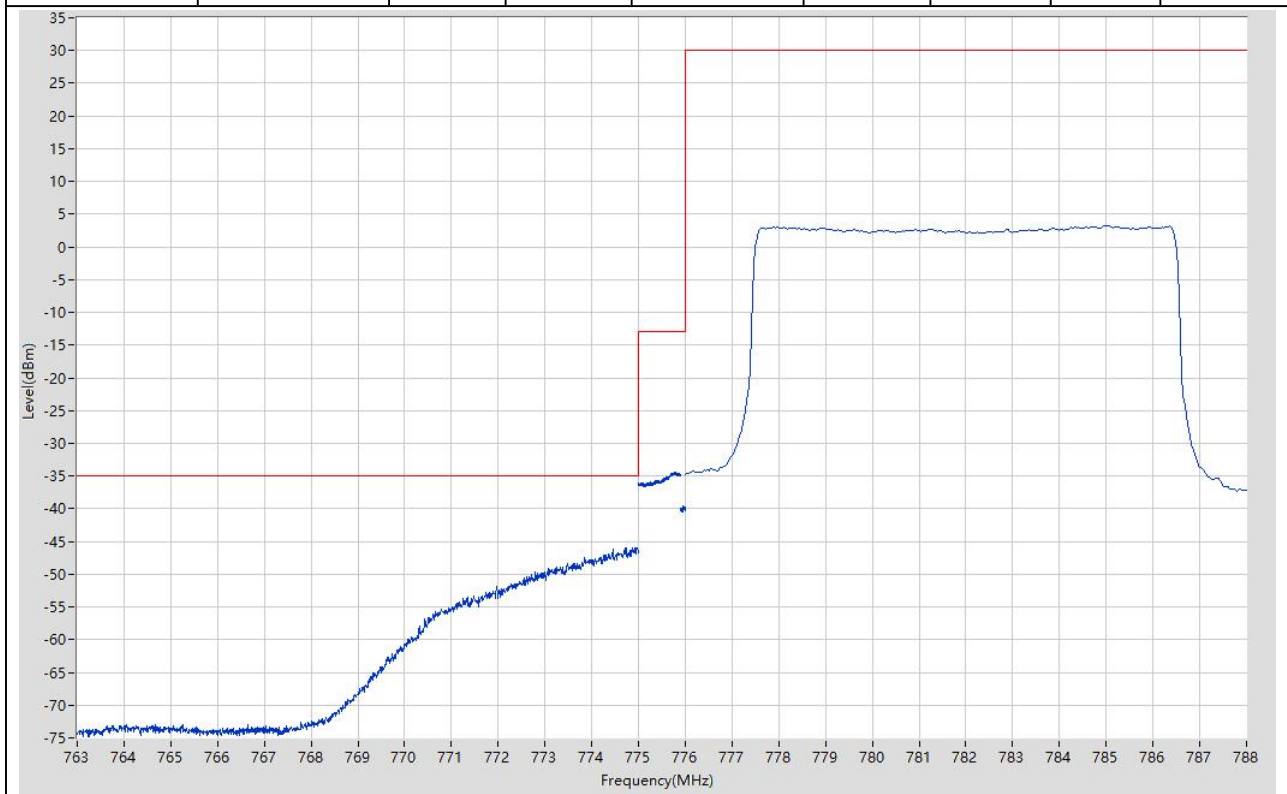
13.9. LTE Band Edge(NTNV)(Subtest:9, Channel:23230, Bandwidth:10, Modulation:QPSK, RB Number: 1, RB Position:LOW)

| Start Frequency (MHz) | Stop Frequency (MHz) | RBW (MHz) | Detector | Frequency (MHz) | Power (dBm) | Limit (dBm) | Verdict | Sweep Point |
|-----------------------|----------------------|-----------|----------|-----------------|-------------|-------------|---------|-------------|
| 763 | 775 | 0.01 | RMS | 774.84 | -61.75 | -35 | Pass | 1201 |
| 775 | 775.9 | 0.1 | RMS | 775.824 | -51.62 | -13 | Pass | 401 |
| 775.9 | 776 | 0.03 | RMS | 775.988 | -56.49 | -13 | Pass | 401 |
| 776 | 788 | 0.1 | RMS | 777.59 | 20.3 | 30 | Pass | 401 |



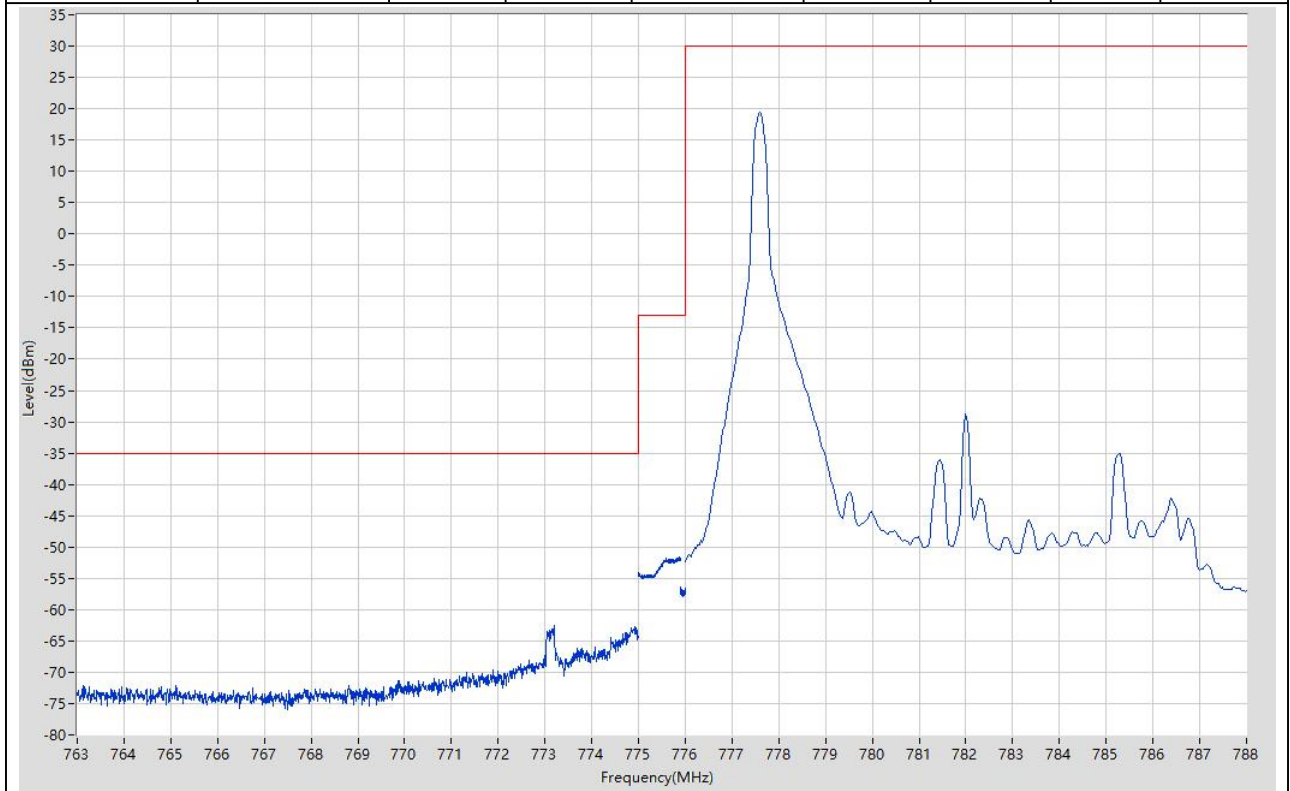
13.10. LTE Band Edge(NTNV)(Subtest:10, Channel:23230, Bandwidth:10, Modulation:QPSK, RB Number: 50, RB Position:LOW)

| Start Frequency (MHz) | Stop Frequency (MHz) | RBW (MHz) | Detector | Frequency (MHz) | Power (dBm) | Limit (dBm) | Verdict | Sweep Point |
|-----------------------|----------------------|-----------|----------|-----------------|-------------|-------------|---------|-------------|
| 763 | 775 | 0.01 | RMS | 774.73 | -45.92 | -35 | Pass | 1201 |
| 775 | 775.9 | 0.1 | RMS | 775.797 | -34.49 | -13 | Pass | 401 |
| 775.9 | 776 | 0.03 | RMS | 775.959 | -39.64 | -13 | Pass | 401 |
| 776 | 788 | 0.1 | RMS | 784.97 | 3.29 | 30 | Pass | 401 |



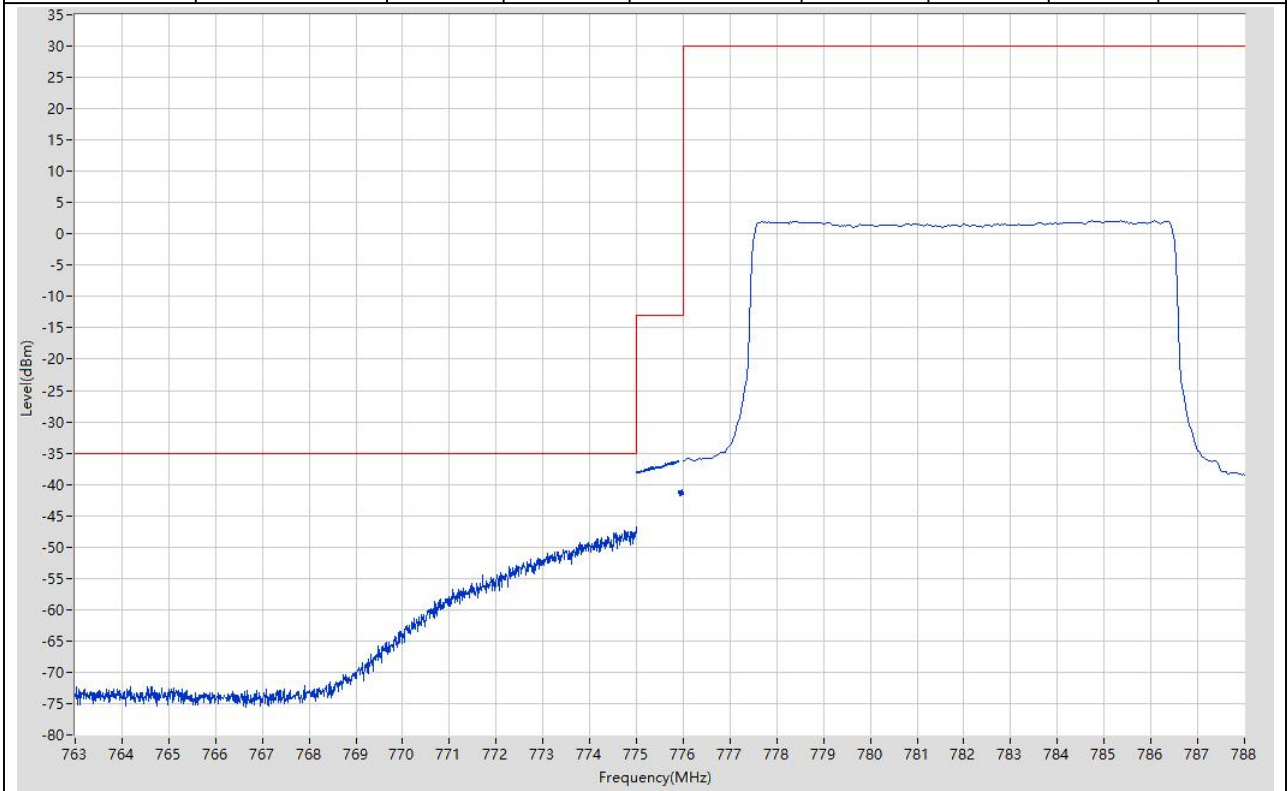
13.11. LTE Band Edge(NTNV)(Subtest:11, Channel:23230, Bandwidth:10, Modulation:Q16, RB Number: 1, RB Position:LOW)

| Start Frequency (MHz) | Stop Frequency (MHz) | RBW (MHz) | Detector | Frequency (MHz) | Power (dBm) | Limit (dBm) | Verdict | Sweep Point |
|-----------------------|----------------------|-----------|----------|-----------------|-------------|-------------|---------|-------------|
| 763 | 775 | 0.01 | RMS | 773.19 | -62.61 | -35 | Pass | 1201 |
| 775 | 775.9 | 0.1 | RMS | 775.869 | -51.66 | -13 | Pass | 401 |
| 775.9 | 776 | 0.03 | RMS | 775.909 | -56.46 | -13 | Pass | 401 |
| 776 | 788 | 0.1 | RMS | 777.59 | 19.46 | 30 | Pass | 401 |



13.12. LTE Band Edge(NTNV)(Subtest:12, Channel:23230, Bandwidth:10, Modulation:Q16, RB Number: 50, RB Position:LOW)

| Start Frequency (MHz) | Stop Frequency (MHz) | RBW (MHz) | Detector | Frequency (MHz) | Power (dBm) | Limit (dBm) | Verdict | Sweep Point |
|-----------------------|----------------------|-----------|----------|-----------------|-------------|-------------|---------|-------------|
| 763 | 775 | 0.01 | RMS | 774.99 | -46.7 | -35 | Pass | 1201 |
| 775 | 775.9 | 0.1 | RMS | 775.9 | -36.24 | -13 | Pass | 401 |
| 775.9 | 776 | 0.03 | RMS | 775.971 | -40.93 | -13 | Pass | 401 |
| 776 | 788 | 0.1 | RMS | 785.36 | 2.14 | 30 | Pass | 401 |



13.13. LTE Band Edge(NTNV)(Subtest:13, Channel:23230, Bandwidth:10, Modulation:QPSK, RB Number: 1, RB Position:HIGH)

| Start Frequency (MHz) | Stop Frequency (MHz) | RBW (MHz) | Detector | Frequency (MHz) | Power (dBm) | Limit (dBm) | Verdict | Sweep Point |
|-----------------------|----------------------|-----------|----------|-----------------|-------------|-------------|---------|-------------|
| 776 | 788 | 0.1 | RMS | 786.41 | 20.41 | 30 | Pass | 401 |
| 788 | 788.1 | 0.03 | RMS | 788.07 | -56.13 | -13 | Pass | 401 |
| 788.1 | 793 | 0.1 | RMS | 790.832 | -48.87 | -13 | Pass | 401 |
| 793 | 805 | 0.01 | RMS | 793.99 | -68.01 | -35 | Pass | 1201 |

