

TEST REPORT

Applicant: Guangdong OPPO Mobile Telecommunications Corp., Ltd.
Address: NO.18 Haibin Road, Wusha Village, Chang'an Town, Dongguan City, Guangdong, China
Equipment Type: Mobile Phone
Model Name: CPH2523
Brand Name: OPPO
FCC ID: R9C-CPH2523
Test Standard: 47 CFR Part 15 Subpart E (refer section 3.1)
Sample Arrival Date: Nov. 21, 2022
Test Date: Nov. 25, 2022
Date of Issue: Dec. 19, 2022

ISSUED BY:

Shenzhen BALUN Technology Co., Ltd.

Tested by: Yu Yingyuan

Checked by: Ye Hongji

Approved by: Liao Jianming
(Technical Director)



Revision History		
<u>Version</u>	<u>Issue Date</u>	<u>Revisions</u>
<u>Rev. 01</u>	<u>Dec. 19, 2022</u>	<u>Initial Issue</u>

TABLE OF CONTENTS

1	GENERAL INFORMATION	4
1.1	Test Laboratory	4
1.2	Test Location	4
2	PRODUCT INFORMATION	5
2.1	Applicant Information	5
2.2	Manufacturer Information	5
2.3	Factory Information	5
2.4	General Description for Equipment under Test (EUT)	5
2.5	Technical Information	6
2.6	Channel List	7
3	SUMMARY OF TEST RESULTS	10
3.1	Test Standards	10
3.2	Test Verdict	10
4	GENERAL TEST CONFIGURATIONS	11
4.1	Test Environments	11
4.2	Test Equipment List	11
4.3	Test Software List	11
4.4	Measurement Uncertainty	12
4.5	Description of Test Setup	13
5	TEST ITEMS	16
5.1	RF Output Power	16
5.2	Emission Bandwidth and 6 dB Bandwidth	17
5.3	Power Spectral density (PSD)	18
5.4	Conducted Emission	19

5.5	Radiated Spurious Emissions and Band Edge (Restricted-band).....	20
ANNEX A	TEST RESULT	25
A.1	RF Output Power.....	25
A.2	Emission Bandwidth & 99% Bandwidth.....	28
A.3	6 dB Bandwidth	31
A.4	Power Spectral Density	32
A.5	Conducted Emissions.....	35
A.6	Radiated Spurious Emissions and Band Edge (Restricted-band).....	37
ANNEX B	TEST SETUP PHOTOS	140
ANNEX C	EUT EXTERNAL PHOTOS	140
ANNEX D	EUT INTERNAL PHOTOS	140

1 GENERAL INFORMATION

1.1 Test Laboratory

Name	Shenzhen BALUN Technology Co., Ltd.
Address	Block B, 1/F, Baisha Science and Technology Park, Shahe Xi Road, Nanshan District, Shenzhen, Guangdong Province, P. R. China
Phone Number	+86 755 6685 0100

1.2 Test Location

Name	Shenzhen BALUN Technology Co., Ltd.
Location	<input checked="" type="checkbox"/> Block B, 1/F, Baisha Science and Technology Park, Shahe Xi Road, Nanshan District, Shenzhen, Guangdong Province, P. R. China
	<input type="checkbox"/> 1/F, Building B, Ganghongji High-tech Intelligent Industrial Park, No. 1008, Songbai Road, Yangguang Community, Xili Sub-district, Nanshan District, Shenzhen, Guangdong Province, P. R. China
Accreditation Certificate	The laboratory is a testing organization accredited by FCC as a accredited testing laboratory. The designation number is CN1196.

2 PRODUCT INFORMATION

2.1 Applicant Information

Applicant	Guangdong OPPO Mobile Telecommunications Corp., Ltd.
Address	NO.18 Haibin Road, Wusha Village, Chang'an Town, Dongguan City, Guangdong, China

2.2 Manufacturer Information

Manufacturer	Guangdong OPPO Mobile Telecommunications Corp., Ltd.
Address	NO.18 Haibin Road, Wusha Village, Chang'an Town, Dongguan City, Guangdong, China

2.3 Factory Information

Factory	Guangdong OPPO Mobile Telecommunications Corp., Ltd.
Address	NO.18 Haibin Road, Wusha Village, Chang'an Town, Dongguan City, Guangdong, China

2.4 General Description for Equipment under Test (EUT)

EUT Name	Mobile Phone
Model Name Under Test	CPH2523
Series Model Name	N/A
Description of Model name differentiation	N/A
Hardware Version	11
Software Version	ColorOS V13.1.0
Dimensions (Approx.)	N/A
Weight (Approx.)	183g
EUT ID	S08
IMEI Number	IMEI1: 861067060021976, IMEI2: 861067060021968

2.5 Technical Information

Network and Wireless connectivity	2G Network GSM/GPRS/EDGE 850/1900 MHz 3G Network WCDMA/HSDPA/HSUPA Band 4/5 4G Network LTE FDD Band 4/5/12/17/26 LTE TDD Band 38/41 LTE CA Uplink (UL): CA_41C Bluetooth (BR+EDR+BLE) 2.4G WIFI 802.11b, 802.11g, 802.11n(HT20/40) 5G WIFI 802.11a, 802.11n(HT20/40) and 802.11ac(VHT20/40/80) U-NII-1/2A/2C, GPS, GLONASS, BDS, Galileo, FM receiver, NFC
Note: The EUT is a mobile phone, supporting dual SIM card slots and ESIM card slot under the same transceiver.	

The requirement for the following technical information of the EUT was tested in this report:

Frequency Range	U-NII-1: 5150 MHz to 5250 MHz, U-NII-2A: 5250 MHz to 5350 MHz, U-NII-2C: 5470 MHz to 5725 MHz,
Product Type	<input type="checkbox"/> Mobile <input checked="" type="checkbox"/> Portable <input type="checkbox"/> Fix Location
Modulation technology	OFDM
Modulation Type	256QAM, 64QAM, 16QAM, BPSK, QPSK
Product Type	Portable for FCC standard
Transfer Rate (Mbps) (Single RF path)	802.11a: 54/ 48/ 36/ 24/ 18/ 12/ 9/ 6 Mbps 802.11n: up to 150 Mbps 802.11ac: up to VHT-MCS9
Channel Bandwidth	802.11a: 20 MHz 802.11n: 20 MHz, 40 MHz 802.11ac: 20 MHz, 40 MHz, 80 MHz
Maximum Output Power	U-NII-1: 16.09 dBm U-NII-2A: 15.82 dBm U-NII-2C: 16.90 dBm
Antenna Type	PIFA Antenna
Antenna Gain	U-NII-1: 5150 MHz to 5250 MHz: -3.0 dBi U-NII-2A: 5250 MHz to 5350 MHz: -3.0 dBi U-NII-2C: 5470 MHz to 5725 MHz: -3.0 dBi (In test items related to antenna gain, the final results reflect this figure. This value is provided by the applicant.)
About the Product	The equipment is Mobile Phone, intended for used with information technology equipment.

2.6 Channel List

20 MHz		40 MHz		80 MHz	
Channel Number	Frequency (MHz)	Channel Number	Frequency (MHz)	Channel Number	Frequency (MHz)
36	5180	38	5190	42	5210
40	5200	46	5230	58	5290
44	5220	54	5270	106	5530
48	5240	62	5310	122	5610
52	5260	102	5510	138	5690
56	5280	110	5550		
60	5300	118	5590		
64	5320	126	5630		
100	5500	134	5670		
104	5520	142	5710		
108	5540				
112	5560				
116	5580				
120	5600				
124	5620				
128	5640				
132	5660				
136	5680				
140	5700				
144	5720				

The Lowest frequency, the middle frequency and the highest frequency of channel were selected to perform the test, and the selected channel see below:

For 802.11a/n(HT20)/ac(VHT20)

U-NII-1 (5150 - 5250 MHz)			U-NII-2A (5250 - 5350 MHz)		
Channel Number	Channel	Frequency (MHz)	Channel Number	Channel	Frequency (MHz)
36	Low	5180	52	Low	5260
44	Mid	5220	60	Mid	5300
48	High	5240	64	High	5320

U-NII-2C (5470 - 5725 MHz)		
Channel Number	Channel	Frequency (MHz)
100	Low	5500
116	Mid	5580
140	High	5700
144	--	5720

For 802.11n(HT40)/ac(VHT40)

U-NII-1 (5150 - 5250 MHz)			U-NII-2A (5250 - 5350 MHz)		
Channel Number	Channel	Frequency (MHz)	Channel Number	Channel	Frequency (MHz)
38	Low	5190	54	Low	5270
46	High	5230	62	High	5310

U-NII-2C (5150 - 5250 MHz)		
Channel Number	Channel	Frequency (MHz)
102	Low	5510
118	Mid	5590
134	High	5670
142	--	5710

For 802.11ac(VHT80)

U-NII-1 (5150 - 5250 MHz)			U-NII-2A (5250 - 5350 MHz)		
Channel Number	Channel	Frequency (MHz)	Channel Number	Channel	Frequency (MHz)
42	Mid	5210	58	Mid	5290

U-NII-2C (5470 - 5725 MHz)		
Channel Number	Channel	Frequency (MHz)
106	Low	5530
122	High	5610
138	--	5690

Note: Preliminary tests were performed in different data rate in above table to find the worst radiated emission. The data rate shown in the table below is the worst-case rate with respect to the specific test item. Investigation has been done on all the possible configurations for searching the worst cases. The following table is a list of the test modes shown in this test report.

Test Items	Mode	Data Rate	Modulation Type	U-NII-1	U-NII-2A	U-NII-2C
				Channel	Channel	Channel
RF Output Power	11a	6	BPSK	48/44/36	64/60/52	144/140/116/100
	11n(20 MHz)	6.5		48/44/36	64/60/52	144/140/116/100
	11n(40 MHz)	13.5		46/38	62/54	142/134/118/102
	11ac(20 MHz)	6.5		48/44/36	64/60/52	144/140/116/100
	11ac(40 MHz)	13.5		46/38	62/54	142/134/118/102
	11ac(80 MHz)	29.3		42	58	138/122/106
Emission Bandwidth & 99% Occupied Bandwidth	11a	6	BPSK	48/44/36	64/60/52	144/140/116/100
	11n(20 MHz)	6.5		48/44/36	64/60/52	144/140/116/100
	11n(40 MHz)	13.5		46/38	62/54	142/134/118/102
	11ac(20 MHz)	6.5		48/44/36	64/60/52	144/140/116/100
	11ac(40 MHz)	13.5		46/38	62/54	142/134/118/102
	11ac(80 MHz)	29.3		42	58	138/122/106
6 dB bandwidth	11a	6	BPSK	N/A	N/A	N/A
	11n(20 MHz)	6.5		N/A	N/A	N/A
	11n(40 MHz)	13.5		N/A	N/A	N/A
	11ac(20 MHz)	6.5		N/A	N/A	N/A
	11ac(40 MHz)	13.5		N/A	N/A	N/A
	11ac(80 MHz)	29.3		N/A	N/A	N/A
Power Spectral Density	11a	6	BPSK	48/44/36	64/60/52	144/140/116/100
	11n(20 MHz)	6.5		48/44/36	64/60/52	144/140/116/100
	11n(40 MHz)	13.5		46/38	62/54	142/134/118/102
	11ac(20 MHz)	6.5		48/44/36	64/60/52	144/140/116/100
	11ac(40 MHz)	13.5		46/38	62/54	142/134/118/102
	11ac(80 MHz)	29.3		42	58	138/122/106
Radiated Spurious Emissions	11a	6	BPSK	48/44/36	64/60/52	144/140/116/100
	11n(20 MHz)	6.5		48/44/36	64/60/52	144/140/116/100
	11n(40 MHz)	13.5		46/38	62/54	142/134/118/102
	11ac(20 MHz)	6.5		48/44/36	64/60/52	144/140/116/100
	11ac(40 MHz)	13.5		46/38	62/54	142/134/118/102
	11ac(80 MHz)	29.3		42	58	138/122/106
Band Edge (Restricted-band)	11a	6	BPSK	48/36	64/52	144/140/116/100
	11n(20 MHz)	6.5		48/36	64/52	144/140/116/100
	11n(40 MHz)	13.5		46/38	62/54	142/134/118/102
	11ac(20 MHz)	6.5		48/36	64/52	144/140/116/100
	11ac(40 MHz)	13.5		46/38	62/54	142/134/118/102
	11ac(80 MHz)	29.3		42	58	138/122/106

3 SUMMARY OF TEST RESULTS

3.1 Test Standards

No.	Identity	Document Title
1	47 CFR Part 15 Subpart E	Unlicensed National Information Infrastructure Devices
2	KDB Publication 789033 D02v02r01	Guidelines for Compliance Testing of Unlicensed National Information Infrastructure (U-NII) Devices Part 15, Subpart E
3	ANSI C63.10-2013	American National Standard for Testing Unlicensed Wireless Devices

3.2 Test Verdict

No.	Description	FCC Part No.	Test Result	Verdict
1	Antenna Requirement	15.203	--	Pass ^{Note1}
2	RF Output Power	15.407(a)	ANNEX A.1	Pass
3	Emission Bandwidth & 99% Occupied Bandwidth	15.407(a)	ANNEX A.2	Pass
4	6 dB bandwidth	15.407(e)	ANNEX A.3	Pass
5	Power Spectral Density	15.407(a)	ANNEX A.4	Pass
6	Conducted Emission	15.207	ANNEX A.5	Pass
7	Radiated Spurious Emissions and Band Edge (Restricted-band)	15.407(b)	ANNEX A.6	Pass
8	Receiver Spurious Emissions	--	--	N/A ^{Note2}

Note ¹: The EUT has a permanently and irreplaceable attached antenna, which complies with the requirement FCC 15.203.

Note ²: Only radio communication receivers operating in stand-alone mode within the U-NII-30-960 MHz, as well as scanner receivers, are subject to Industry Canada requirements, so this test is not applicable.

Note ³: Under all normal operating conditions specified in the user manual, frequency stability can keep radiation within the operating frequency band.

Note ⁴: Compared with the EUT of test report BL-SZ2210473-604, the EUT of this report replace the:

1. Different Model Name.
2. The material of battery cover has been changed from plastic to glass.
3. Color os changed from 12.0 to 13.1, Android version changed from Android R to Android T.
4. Hardware: The PCB remains unchanged, storage upgraded from 6G+128G to 8G+128G, and the audio IC is changed from WCD-9370-0-WLPSP55-SR-00-1 to WLPSPWCD-9370-0-WLPSP55-TR-01-4 WLPSP.
5. The power supply of image changes from FAN53870 to VWL2868C.

Therefore, only the 1 test items, which include Radiated Spurious Emissions (802.11ac(VHT80), U-NII-2C Low Channel) were tested in this report, others test data please refer to report BL-SZ2210473-604, which was issued by Shenzhen BALUN Technology Co., Ltd. on Mar. 07, 2022.

4 GENERAL TEST CONFIGURATIONS

4.1 Test Environments

During the measurement, the normal environmental conditions were within the listed ranges:

Relative Humidity	45% to 60%	
Atmospheric Pressure	100 kPa to 102 kPa	
Temperature	NT (Normal Temperature)	+22.4°C to +23.6°C
	LT (Low Temperature)	0°C
	HT (High Temperature)	+35°C
Working Voltage of the EUT	NV (Normal Voltage)	3.87 V
	LV (Low Voltage)	3.60 V
	HV (High Voltage)	4.45 V

4.2 Test Equipment List

Description	Manufacturer	Model	Serial No.	Cal. Date	Cal. Due
Spectrum Analyzer	ROHDE&SCHWARZ	FSV-40	101544	2022.01.04	2023.01.03
Spectrum Analyzer	KEYSIGHT	N9020A	MY50531259	2022.09.06	2023.09.05
Signaling Unit	ROHDE&SCHWARZ	CMW500	171150	2022.06.29	2023.06.28
Test Antenna-Horn (1-18 GHz)	SCHWARZBECK	BBHA 9120D	02460	2021.05.19	2024.05.08
Test Antenna-Horn (18-40 GHz)	A-INFO	LB- 180400KF	J211060273	2021.07.02	2024.07.01
Anechoic Chamber	RAINFORD	9m*6m*6m	N/A	2021.08.16	2024.08.15

4.3 Test Software List

Description	Manufacturer	Software Version	Serial No.	Applicable test Setup
BL410R	BALUN	V2.1.1.488	N/A	The section 4.5.1
BL410E	BALUN	V19.8.28.435	N/A	The section 4.5.2&4.5.3&4.5.4&4.5.5

4.4 Measurement Uncertainty

The following measurement uncertainty levels have been estimated for tests performed on the EUT as specified in CISPR 16-4-2.

This uncertainty represents an expanded uncertainty expressed at approximately the 95% confidence level using a coverage factor of $k=2$.

Parameters	Uncertainty
Occupied Channel Bandwidth	2.8%
RF output power, conducted	1.28 dB
Power Spectral Density, conducted	1.30 dB
Unwanted Emissions, conducted	1.84 dB
All emissions, radiated	5.36 dB
Temperature	0.82°C
Humidity	4.1%

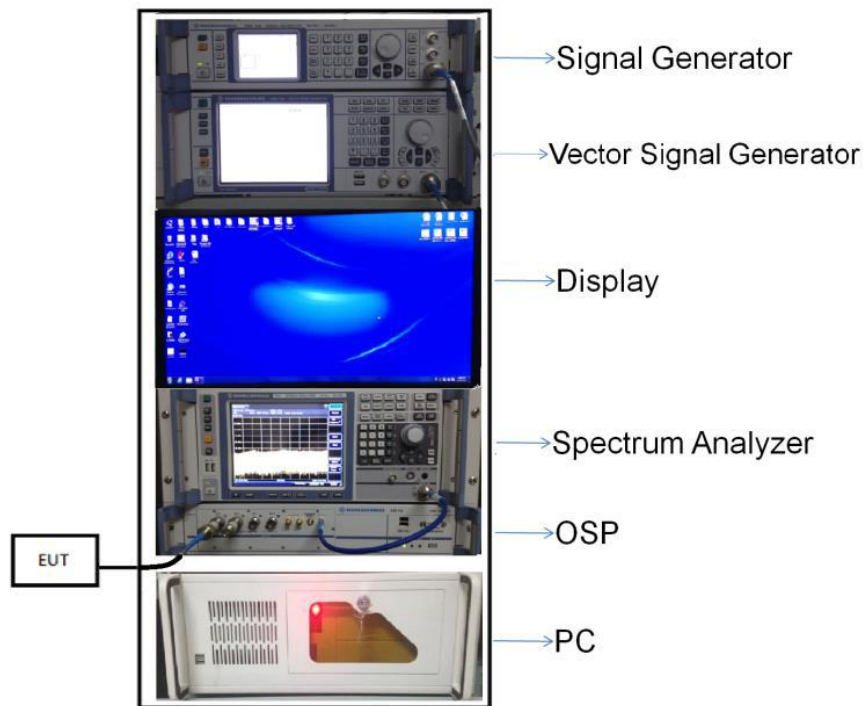
4.5 Description of Test Setup

4.5.1 For Antenna Port Test

Conducted value (dBm) = Measurement value (dBm) + cable loss (dB)

For example: the measurement value is 10 dBm and the cable 0.5dBm used, then the final result of EUT:

Conducted value (dBm) = 10 dBm + 0.5 dB = 10.5 dBm



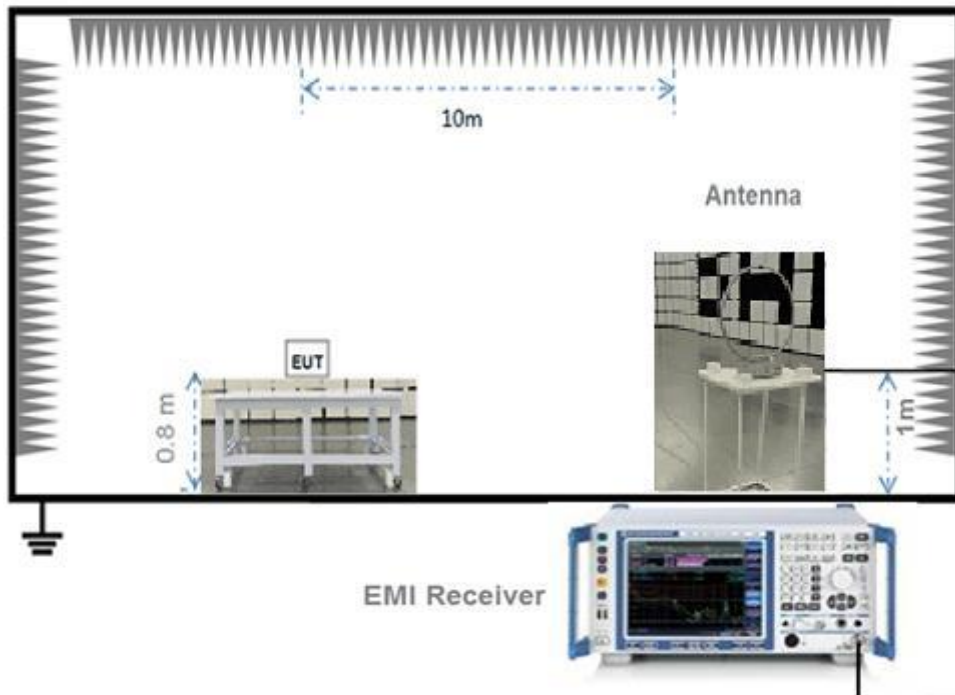
(Diagram 1)

4.5.2 For AC Power Supply Port Test



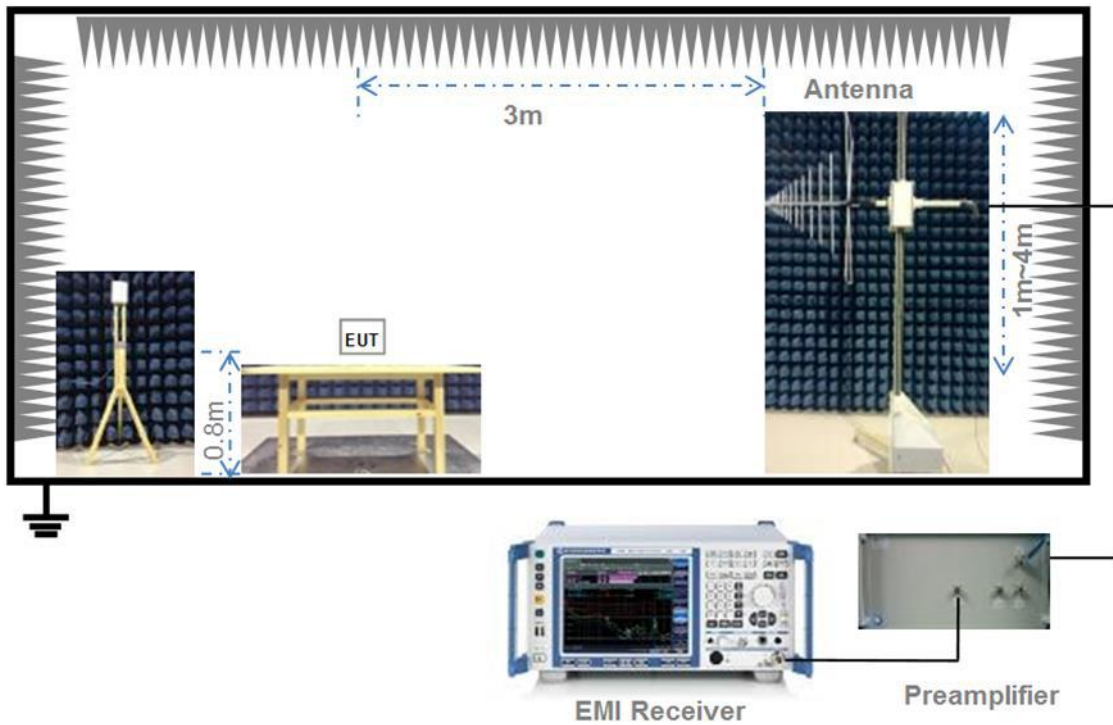
(Diagram 2)

4.5.3 For Radiated Test (Below 30 MHz)



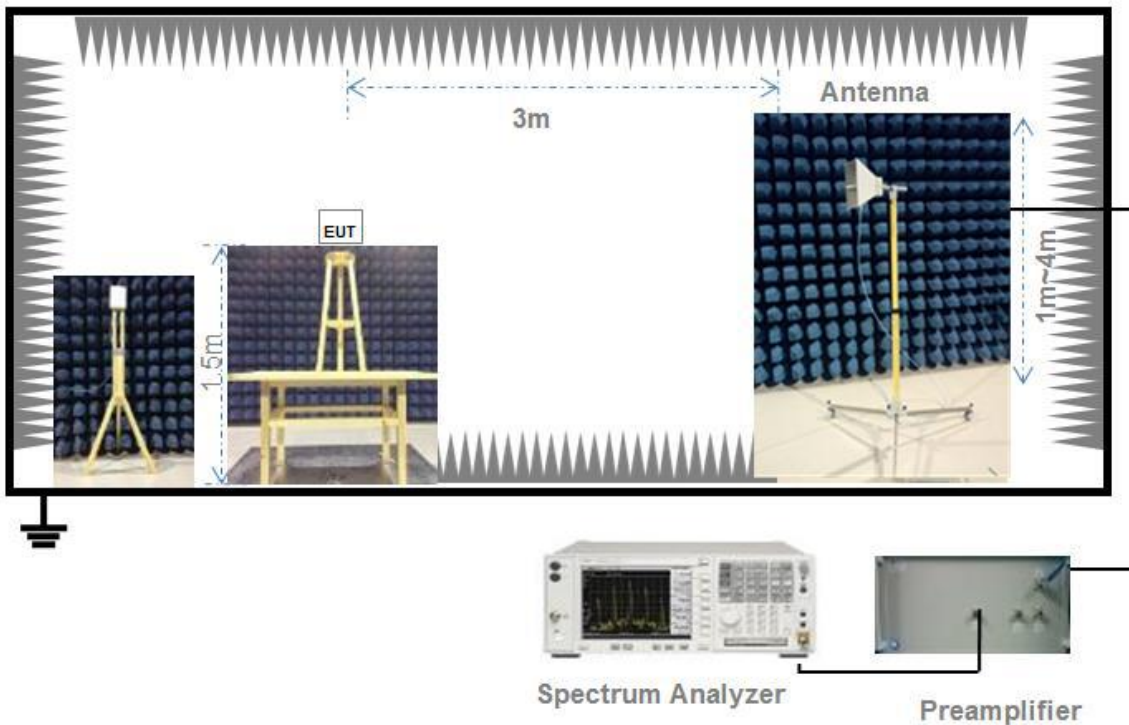
(Diagram 3)

4.5.4 For Radiated Test (30 MHz-1 GHz)



(Diagram 4)

4.5.5 For Radiated Test (Above 1 GHz)



(Diagram 5)

5 TEST ITEMS

5.1 RF Output Power

5.1.1 Test Limit

FCC §15.407(a)

The maximum conducted output power should not exceed:

Frequency Band (MHz)	Limit
5150-5250	250 mW
5250-5350	250 mW or 11 dBm + 10log B, whichever is less.
5470-5725	250 mW or 11 dBm + 10log B, whichever is less.
5725-5850	1 W
Note: Where "B" is the 26 dB emissions bandwidth in MHz.	

5.1.2 Test Setup

The section 4.5.1 (Diagram 1) test setup description was used for this test. The photo of test setup please refer to ANNEX B.

5.1.3 Test Procedure

The maximum peak conducted output power may be measured using a broadband Average RF power meter. The power meter shall have a video bandwidth that is greater than or equal to the emission bandwidth and utilize a fast-responding diode detector.

The E.I.R.P used radiated test method. At a test site that has been validated using the procedures of ANSI C63.4 or the latest CISPR 16-1-4 for measurements above 1 GHz, so as to simulate a near free-space environment.

5.1.4 Test Result

Please refer to ANNEX A.1.

5.2 Emission Bandwidth and 6 dB Bandwidth

5.2.1 Limit

FCC §15.407(a)

Within the 5.725-5.85 GHz band, the minimum 6 dB bandwidth of U-NII devices shall be at least 500 kHz.

5.2.2 Test Setup

The test setup photo please refer to 4.5.1 (Diagram 1) test setup description was used for this test. The photo of test setup please refer to ANNEX B.

5.2.3 Test Procedure

Emission bandwidth

1. Set RBW = approximately 1% of the emission bandwidth.
2. Set VBW $\geq 3 \times$ RBW,
3. Detector = Peak.
4. Trace mode = Max hold.
5. Measure the maximum width of the emission that is 26 dB down from the peak of the emission.

Occupied Bandwidth

1. Set Span = 1.5 times to 5.0 times the OBW
2. Set RBW = 1% to 5% of the OBW.
3. Set VBW $\geq 3 \times$ RBW, Detector = Peak.
4. Trace mode = Max hold.
5. Use the 99% power bandwidth function of the instrument.

6 dB bandwidth

1. Set RBW = 100 kHz, VBW = 300 kHz.
2. Detector = Peak. Trace mode = Max hold.
3. Allow the trace to stabilize.
4. Measure the maximum width of the emission that is constrained by the frequencies associated with the two outermost amplitude points (upper and lower frequencies) that are attenuated by 6 dB relative to the maximum level measured in the fundamental emission.

5.2.4 Test Result

Please refer to ANNEX A.2 and ANNEX A.3.

5.3 Power Spectral density (PSD)

5.3.1 Limit

FCC §15.407(a)

The maximum power spectral density should not exceed:

Frequency Band (MHz)	Limit
5150-5250	11 dBm/MHz
5250-5350	11 dBm/MHz
5470-5725	11 dBm/MHz
5725-5850	30 dBm/500kHz

5.3.2 Test Setup

The section 4.5.1 (Diagram 1) test setup description was used for this test. The photo of test setup please refer to ANNEX B.

5.3.3 Test Procedure

Set the spectrum analyzer or EMI receiver span to view the entire emission bandwidth.

1. Set RBW = 510 kHz/1 MHz, VBW \geq 3*RBW, Sweep time = Auto, Detector = RMS.
2. Allow the sweeps to continue until the trace stabilizes.
3. Use the peak marker function to determine the maximum amplitude level.
4. The E.I.R.P spectral density used radiated test method. At a test site that has been validated using the procedures of ANSI C63.4 or the latest CISPR 16-1-4 for measurements above 1 GHz, so as to simulate a near free-space environment.

5.3.4 Test Result

Please refer to ANNEX A.4.

5.4 Conducted Emission

5.4.1 Limit

FCC §15.207

For an intentional radiator that is designed to be connected to the public utility (AC) power line, the radio frequency voltage that is conducted back onto the AC power line on any frequency within the U-NII-150 kHz to 30 MHz shall not exceed the limits in the following table, as measured using a 50 μ H/50 Ω line impedance stabilization network (LISN).

Frequency range (MHz)	Conducted Limit (dB μ V)	
	Quai-peak	Average
0.15 - 0.50	66 to 56	56 to 46
0.50 - 5	56	46
0.50 - 30	60	50

5.4.2 Test Setup

The section 4.5.2 (Diagram 2) test setup description was used for this test. The photo of test setup please refer to ANNEX B.

5.4.3 Test Procedure

The maximum conducted interference is searched using Peak (PK), if the emission levels more than the AV and QP limits, and that have narrow margins from the AV and QP limits will be re-measured with AV and QP detectors. Tests for both L phase and N phase lines of the power mains connected to the EUT are performed. Refer to recorded points and plots below.

5.4.4 Test Result

Please refer to ANNEX A.5.

5.5 Radiated Spurious Emissions and Band Edge (Restricted-band)

5.5.1 Limit

FCC §15.209 & 15.407(b)

Frequency (MHz)	Field Strength (µV/m)	Measurement Distance (m)
0.009 - 0.490	2400/F(kHz)	300
0.490 - 1.705	24000/F(kHz)	30
1.705 - 30.0	30	30
30 - 88	100	3
88 - 216	150	3
216 - 960	200	3
Above 960	500	3

Note¹: The Limit for radiated test was performed according to FCC Part 15C

Note²: The tighter limit applies at the band edge.

Un-restricted band emissions	
Out Operating Band (MHz)	Limit
5150 - 5250	e.i.r.p. -27 dBm (68.2 dBuV/m@3m)
5250 - 5350	e.i.r.p. -27 dBm (68.2 dBuV/m@3m)
5470 - 5725	e.i.r.p. -27 dBm (68.2 dBuV/m@3m)
5725 - 5850	<p>All emissions shall be limited to a level of -27 dBm/MHz at 75 MHz or more above or below the band edge increasing linearly to 10 dBm/MHz at 25 MHz above or below the band edge, and from 25 MHz above or below the band edge increasing linearly to a level of 15.6 dBm/MHz at 5 MHz above or below the band edge, and from 5 MHz above or below the band edge increasing linearly to a level of 27 dBm/MHz at the band edge.</p>

Note: The following formula is used to convert the equipment isotropic radiated power (eirp) to field strength.

5.5.2 Test Setup

The section 4.5.3-4.5.5 (Diagram 3 - Diagram 5) test setup description was used for this test. The photo of test setup please refer to ANNEX B.

5.5.3 Test Procedure

Since the emission limits are specified in terms of radiated field strength levels, measurements performed to demonstrate compliance have traditionally relied on a radiated test configuration. Radiated measurements remain the principal method for demonstrating compliance to the specified limits; however antenna-port conducted measurements are also now acceptable to demonstrate compliance (see below for details). When radiated measurements are utilized, test site requirements and procedures for maximizing and measuring radiated emissions that are described in ANSI C63.10 shall be followed.

Antenna-port conducted measurements may also be used as an alternative to radiated measurements for demonstrating compliance in the restricted frequency bands. If conducted measurements are performed, then proper impedance matching must be ensured and an additional radiated test for cabinet/case spurious emissions is required.

General Procedure for conducted measurements in restricted bands

- a) Measure the conducted output power (in dBm) using the detector specified (see guidance regarding measurement procedures for determining quasi-peak, peak, and average conducted output power, respectively).
- b) Add the appropriate maximum ground reflection factor to the EIRP level (6 dB for frequencies ≤ 30 MHz, 4.7 dB for frequencies between 30 MHz and 1000 MHz, inclusive and 0 dB for frequencies > 1000 MHz).
- c) For devices with multiple antenna-ports, measure the power of each individual chain and sum the EIRP of all chains in linear terms (e.g., Watts, mW).
- d) Convert the resultant EIRP level to an equivalent electric field strength using the following relationship:

$$E = \text{EIRP} - 20\log D + 104.8$$

where:

E = electric field strength in $\text{dB}\mu\text{V}/\text{m}$,

EIRP = equivalent isotropic radiated power in dBm

D = specified measurement distance in meters.

- e) Compare the resultant electric field strength level to the applicable limit.
- f) Perform radiated spurious emission test.

Quasi-Peak measurement procedure

The specifications for measurements using the CISPR quasi-peak detector can be found in Publication 16 of the International Special Committee on Radio Frequency Interference (CISPR) of the International Electrotechnical Commission.

As an alternative to CISPR quasi-peak measurement, compliance can be demonstrated to the applicable

emission limits using a peak detector.

Peak power measurement procedure

Peak emission levels are measured by setting the instrument as follows:

- a) RBW = as specified in Table 1.
- b) VBW $\geq 3 \times$ RBW.
- c) Detector = Peak.
- d) Sweep time = auto.
- e) Trace mode = max hold.
- f) Allow sweeps to continue until the trace stabilizes. (Note that the required measurement time may be longer for low duty cycle applications).

Table 1—RBW as a function of frequency

Frequency	RBW
9-150 kHz	200-300 Hz
0.15-30 MHz	9-10 kHz
30-1000 MHz	100-120 kHz
> 1000 MHz	1 MHz

If the peak-detected amplitude can be shown to comply with the average limit, then it is not necessary to perform a separate average measurement.

Trace averaging across on and off times of the EUT transmissions followed by duty cycle correction

If continuous transmission of the EUT (i.e., duty cycle ≥ 98 percent) cannot be achieved and the duty cycle is constant (i.e., duty cycle variations are less than ± 2 percent), then the following procedure shall be used:

- a) The EUT shall be configured to operate at the maximum achievable duty cycle.
- b) Measure the duty cycle, x , of the transmitter output signal as described in section 6.0.
- c) RBW = 1 MHz (unless otherwise specified).
- d) VBW $\geq 3 \times$ RBW.
- e) Detector = RMS, if $\text{span}/(\# \text{ of points in sweep}) \leq (\text{RBW}/2)$. Satisfying this condition may require increasing the number of points in the sweep or reducing the span. If this condition cannot be satisfied, then the detector mode shall be set to peak.
- f) Averaging type = power (i.e., RMS).
 - 1) As an alternative, the detector and averaging type may be set for linear voltage averaging.
 - 2) Some instruments require linear display mode in order to use linear voltage averaging. Log or dB averaging shall not be used.
- g) Sweep time = auto.

h) Perform a trace average of at least 100 traces.

i) A correction factor shall be added to the measurement results prior to comparing to the emission limit in order to compute the emission level that would have been measured had the test been performed at 100 percent duty cycle. The correction factor is computed as follows:

1) If power averaging (RMS) mode was used in step f), then the applicable correction factor is $10 \log(1/x)$, where x is the duty cycle.

2) If linear voltage averaging mode was used in step f), then the applicable correction factor is $20 \log(1/x)$, where x is the duty cycle.

3) If a specific emission is demonstrated to be continuous (≥ 98 percent duty cycle) rather than turning on and off with the transmit cycle, then no duty cycle correction is required for that emission.

NOTE: Reduction of the measured emission amplitude levels to account for operational duty factor is not permitted. Compliance is based on emission levels occurring during transmission - not on an average across on and off times of the transmitter.

Determining the applicable transmit antenna gain

A conducted power measurement will determine the maximum output power associated with a restricted band emission; however, in order to determine the associated EIRP level, the gain of the transmitting antenna (in dBi) must be added to the measured output power (in dBm).

Since the out-of-band characteristics of the EUT transmit antenna will often be unknown, the use of a conservative antenna gain value is necessary. Thus, when determining the EIRP based on the measured conducted power, the upper bound on antenna gain for a device with a single RF output shall be selected as the maximum in-band gain of the antenna across all operating bands, or 2 dBi, whichever is greater. However, for devices that operate in multiple frequency bands while using the same transmit antenna, the highest gain of the antenna within the operating band nearest in frequency to the restricted band emission being measured may be used in lieu of the overall highest gain when the emission is at a frequency that is within 20 percent of the nearest band edge frequency, but in no case shall a value less than 2 dBi be used.

See KDB 662911 for guidance on calculating the additional array gain term when determining the effective antenna gain for a EUT with multiple outputs occupying the same or overlapping frequency ranges in the same band.

Radiated spurious emission test

An additional consideration when performing conducted measurements of restricted band emissions is that unwanted emissions radiating from the EUT cabinet, control circuits, power leads, or intermediate circuit elements will likely go undetected in a conducted measurement configuration. To address this concern, a radiated test shall be performed to ensure that emissions emanating from the EUT cabinet (rather than the antenna port) also comply with the applicable limits.

For these cabinet radiated spurious emission measurements the EUT transmit antenna may be replaced with a termination matching the nominal impedance of the antenna. Procedures for performing radiated measurements are specified in ANSI C63.10. All detected emissions shall comply with the applicable limits.

The measurement frequency range is from 30 MHz to the 10th harmonic of the fundamental frequency. The Turn Table is actuated to turn from 0° to 360°, and both horizontal and vertical polarizations of the Test Antenna are used to find the maximum radiated power. Mid channels on all channel bandwidth verified. Only the worst RB size/offset presented.

The power of the EUT transmitting frequency should be ignored.

All Spurious Emission tests were performed in X, Y, Z axis direction. And only the worst axis test condition was recorded in this test report.

Use the following spectrum analyzer settings:

Span = wide enough to fully capture the emission being measured

RBW = 1 MHz for $f \geq 1$ GHz, 100 kHz for $f < 1$ GHz

VBW \geq RBW

Sweep = auto

Detector function = peak

Trace = max hold

5.5.4 Test Result

Please refer to ANNEX A.6.

ANNEX A TEST RESULT

A.1 RF Output Power

Note ¹: For FCC standard, if transmitting antennas of directional gain greater than 6 dBi are used, all band maximum conducted output power shall be reduced by the amount in dB that the directional gain of the antenna exceeds 6 dBi.

Note ³: All the configurations were tested, but only the worst data was shown in this report.

Duty Cycle

Test Mode	On Time (ms)	On+Off time (ms)	Duty Cycle
11a	2.199	2.236	98.35%
11n (HT20)/11ac (VHT20)	2.047	2.085	98.18%
11n (HT40)/11ac (VHT40)	1.003	1.040	96.44%
11ac (VHT80)	0.486	0.522	93.09%

Test Data

Conducted Power

U-NII-1 (5150 - 5250 MHz)					
Mode	Channel	Conducted Power (dBm)	Conducted Power (mW)	FCC Limit (mW)	Verdict
11a	CH36	14.42	27.67	250	Pass
11a	CH44	15.88	38.73	250	Pass
11a	CH48	16.09	40.64	250	Pass
11n (HT20)	CH36	13.79	23.93	250	Pass
11n (HT20)	CH44	15.22	33.27	250	Pass
11n (HT20)	CH48	15.41	34.75	250	Pass
11n (HT40)	CH38	10.82	12.08	250	Pass
11n (HT40)	CH46	14.38	27.42	250	Pass
11ac (VHT20)	CH36	13.82	24.10	250	Pass
11ac (VHT20)	CH44	15.90	38.90	250	Pass
11ac (VHT20)	CH48	15.70	37.15	250	Pass
11ac (VHT40)	CH38	11.38	13.74	250	Pass
11ac (VHT40)	CH46	15.15	32.73	250	Pass
11ac (VHT80)	CH42	9.20	8.32	250	Pass

U-NII-2A (5250 - 5350 MHz)					
Mode	Channel	Conducted Power (dBm)	Conducted Power (mW)	FCC Limit (mW)	Verdict
11a	CH52	15.82	38.19	250	Pass
11a	CH60	15.20	33.11	250	Pass
11a	CH64	13.25	21.13	250	Pass
11n (HT20)	CH52	15.16	32.81	250	Pass
11n (HT20)	CH60	14.50	28.18	250	Pass
11n (HT20)	CH64	11.84	15.28	250	Pass
11n (HT40)	CH54	13.93	24.72	250	Pass
11n (HT40)	CH62	9.24	8.39	250	Pass
11ac (VHT20)	CH52	15.18	32.96	250	Pass
11ac (VHT20)	CH60	15.31	33.96	250	Pass
11ac (VHT20)	CH64	11.86	15.35	250	Pass
11ac (VHT40)	CH54	13.98	25.00	250	Pass
11ac (VHT40)	CH62	9.21	8.34	250	Pass
11ac (VHT80)	CH58	8.04	6.37	250	Pass

U-NII-2C (5470 - 5725 MHz)					
Mode	Channel	Conducted Power (dBm)	Conducted Power (mW)	FCC Limit (mW)	Verdict
11a	CH100	12.51	17.82	250	Pass
11a	CH116	16.86	48.53	250	Pass
11a	CH140	11.21	13.21	250	Pass
11n (HT20)	CH100	12.30	16.98	250	Pass
11n (HT20)	CH116	16.25	42.17	250	Pass
11n (HT20)	CH140	12.36	17.22	250	Pass
11n (HT40)	CH102	11.93	15.60	250	Pass
11n (HT40)	CH118	15.94	39.26	250	Pass
11n (HT40)	CH134	15.45	35.08	250	Pass
11ac (VHT20)	CH100	12.25	16.79	250	Pass
11ac (VHT20)	CH116	16.90	48.98	250	Pass
11ac (VHT20)	CH140	11.76	15.00	250	Pass
11ac (VHT40)	CH102	11.90	15.49	250	Pass
11ac (VHT40)	CH118	15.18	32.96	250	Pass
11ac (VHT40)	CH134	14.73	29.72	250	Pass
11ac (VHT80)	CH106	10.37	10.89	250	Pass
11ac (VHT80)	CH122	10.36	10.86	250	Pass

U-NII-2C straddle channel					
Mode	Channel	Conducted Power (dBm)	Conducted Power (mW)	FCC Limit (mW)	Verdict
11a	CH144	15.82	38.19	218	Pass
11n (HT20)	CH144	15.20	33.11	213	Pass
11n (HT40)	CH142	14.30	26.92	250	Pass
11ac (VHT20)	CH144	15.21	33.19	214	Pass
11ac (VHT40)	CH142	14.32	27.04	250	Pass
11ac (VHT80)	CH138	8.90	7.76	250	Pass

U-NII-3 straddle channel					
Mode	Channel	Conducted Power (dBm)	Conducted Power (mW)	FCC Limit (mW)	Verdict
11a	CH144	15.82	38.19	1000	Pass
11n (HT20)	CH144	15.20	33.11	1000	Pass
11n (HT40)	CH142	14.30	26.92	1000	Pass
11ac (VHT20)	CH144	15.21	33.19	1000	Pass
11ac (VHT40)	CH142	14.32	27.04	1000	Pass
11ac (VHT80)	CH138	8.90	7.76	1000	Pass

A.2 Emission Bandwidth & 99% Bandwidth

Note: Test plots please refer to the document "Annex No.: BL-SZ22B0814-604 Data Part 1.pdf".

Test Data

U-NII-1 (5150 - 5250 MHz)			
Mode	Channel	26 dB Bandwidth (MHz)	99% Bandwidth (MHz)
11a	CH36	23.83	16.70
11a	CH44	24.06	16.69
11a	CH48	23.28	16.64
11n (HT20)	CH36	24.21	17.78
11n (HT20)	CH44	25.29	17.84
11n (HT20)	CH48	24.23	17.79
11n (HT40)	CH38	41.76	36.22
11n (HT40)	CH46	41.77	36.23
11ac (VHT20)	CH36	24.02	17.76
11ac (VHT20)	CH44	25.04	17.83
11ac (VHT20)	CH48	24.20	17.77
11ac (VHT40)	CH38	41.88	36.21
11ac (VHT40)	CH46	41.78	36.22
11ac (VHT80)	CH42	84.34	75.84

U-NII-2A (5250 - 5350 MHz)			
Mode	Channel	26 dB Bandwidth (MHz)	99% Bandwidth (MHz)
11a	CH52	23.40	16.65
11a	CH60	23.31	16.68
11a	CH64	23.50	16.69
11n (HT20)	CH52	23.85	17.77
11n (HT20)	CH60	24.46	17.84
11n (HT20)	CH64	24.17	17.81
11n (HT40)	CH54	41.52	36.26
11n (HT40)	CH62	41.83	36.25
11ac (VHT20)	CH52	24.45	17.78
11ac (VHT20)	CH60	24.36	17.80
11ac (VHT20)	CH64	23.84	17.80
11ac (VHT40)	CH54	41.66	36.24
11ac (VHT40)	CH62	41.72	36.24
11ac (VHT80)	CH58	85.40	75.93

U-NII-2C (5470 - 5725 MHz)			
Mode	Channel	26 dB Bandwidth (MHz)	99% Bandwidth (MHz)
11a	CH100	23.59	16.68
11a	CH116	23.59	16.67
11a	CH140	24.04	16.72
11n (HT20)	CH100	24.50	17.83
11n (HT20)	CH116	24.69	17.83
11n (HT20)	CH140	24.81	17.85
11n (HT40)	CH102	41.83	36.22
11n (HT40)	CH118	41.79	36.23
11n (HT40)	CH134	41.75	36.25
11ac (VHT20)	CH100	24.66	17.82
11ac (VHT20)	CH116	24.50	17.79
11ac (VHT20)	CH140	25.10	17.86
11ac (VHT40)	CH102	41.70	36.24
11ac (VHT40)	CH118	41.66	36.23
11ac (VHT40)	CH134	41.60	36.23
11ac (VHT80)	CH106	84.37	75.80
11ac (VHT80)	CH122	84.42	75.78

U-NII-2C straddle channel			
Mode	Channel	26 dB Bandwidth (MHz)	99% Bandwidth (MHz)
11a	CH144	17.30	13.40
11n (HT20)	CH144	16.90	13.90
11n (HT40)	CH142	35.80	33.10
11ac (VHT20)	CH144	17.00	13.90
11ac (VHT40)	CH142	35.80	33.20
11ac (VHT80)	CH138	77.20	73.00

U-NII-3 straddle channel			
Mode	Channel	26 dB Bandwidth (MHz)	99% Bandwidth (MHz)
11a	CH144	7.50	3.40
11n (HT20)	CH144	6.70	3.90
11n (HT40)	CH142	6.00	3.10
11ac (VHT20)	CH144	7.20	3.90
11ac (VHT40)	CH142	5.70	3.10
11ac (VHT80)	CH138	7.30	2.80

A.3 6 dB Bandwidth

Note: Test plots please refer to the document "Annex No.: BL-SZ22B0814-604 Data Part 2.pdf".

Test Data

U-NII-3 straddle channel				
Mode	Channel	6 dB Bandwidth (MHz)	Limit (kHz)	Verdict
11a	CH144	2.60	500.00	Pass
11n (HT20)	CH144	2.60	500.00	Pass
11n (HT40)	CH142	2.90	500.00	Pass
11ac (VHT20)	CH144	2.60	500.00	Pass
11ac (VHT40)	CH142	2.60	500.00	Pass
11ac (VHT80)	CH138	2.60	500.00	Pass

A.4 Power Spectral Density

Note ¹: Test plots please refer to the document "Annex No.: BL-SZ22B0814-604 Data Part 3.pdf".

Test Data

U-NII-1 (5150 - 5250 MHz)				
Mode	Channel	PSD (dBm/MHz)	Limit (dBm/MHz)	Verdict
11a	CH36	4.59	11.00	Pass
11a	CH44	5.04	11.00	Pass
11a	CH48	5.14	11.00	Pass
11n (HT20)	CH36	3.00	11.00	Pass
11n (HT20)	CH44	4.11	11.00	Pass
11n (HT20)	CH48	4.29	11.00	Pass
11n (HT40)	CH38	-2.86	11.00	Pass
11n (HT40)	CH46	0.33	11.00	Pass
11ac (VHT20)	CH36	2.98	11.00	Pass
11ac (VHT20)	CH44	4.86	11.00	Pass
11ac (VHT20)	CH48	5.00	11.00	Pass
11ac (VHT40)	CH38	-2.46	11.00	Pass
11ac (VHT40)	CH46	0.99	11.00	Pass
11ac (VHT80)	CH42	-8.71	11.00	Pass

U-NII-2A (5250 - 5350 MHz)				
Mode	Channel	PSD (dBm/MHz)	Limit (dBm/MHz)	Verdict
11a	CH52	4.94	11.00	Pass
11a	CH60	4.24	11.00	Pass
11a	CH64	2.39	11.00	Pass
11n (HT20)	CH52	4.06	11.00	Pass
11n (HT20)	CH60	3.36	11.00	Pass
11n (HT20)	CH64	0.74	11.00	Pass
11n (HT40)	CH54	-0.10	11.00	Pass
11n (HT40)	CH62	-4.84	11.00	Pass
11ac (VHT20)	CH52	4.09	11.00	Pass
11ac (VHT20)	CH60	4.12	11.00	Pass
11ac (VHT20)	CH64	0.78	11.00	Pass
11ac (VHT40)	CH54	-0.12	11.00	Pass
11ac (VHT40)	CH62	-4.96	11.00	Pass
11ac (VHT80)	CH58	-9.50	11.00	Pass

U-NII-2C (5470 - 5725 MHz)				
Mode	Channel	PSD (dBm/MHz)	Limit (dBm/MHz)	Verdict
11a	CH100	1.59	11.00	Pass
11a	CH116	5.98	11.00	Pass
11a	CH140	0.27	11.00	Pass
11n (HT20)	CH100	1.18	11.00	Pass
11n (HT20)	CH116	5.13	11.00	Pass
11n (HT20)	CH140	1.16	11.00	Pass
11n (HT40)	CH102	-2.32	11.00	Pass
11n (HT40)	CH118	1.97	11.00	Pass
11n (HT40)	CH134	1.38	11.00	Pass
11ac (VHT20)	CH100	1.11	11.00	Pass
11ac (VHT20)	CH116	5.76	11.00	Pass
11ac (VHT20)	CH140	0.63	11.00	Pass
11ac (VHT40)	CH102	-2.38	11.00	Pass
11ac (VHT40)	CH118	1.08	11.00	Pass
11ac (VHT40)	CH134	0.64	11.00	Pass
11ac (VHT80)	CH106	-6.91	11.00	Pass
11ac (VHT80)	CH122	-6.95	11.00	Pass

U-NII-2C straddle channel				
Mode	Channel	PSD (dBm/MHz)	Limit (dBm/MHz)	Verdict
11a	CH144	5.09	11.00	Pass
11n (HT20)	CH144	4.16	11.00	Pass
11n (HT40)	CH142	0.30	11.00	Pass
11ac (VHT20)	CH144	4.13	11.00	Pass
11ac (VHT40)	CH142	0.33	11.00	Pass
11ac (VHT80)	CH138	-8.14	11.00	Pass

U-NII-3 straddle channel				
Mode	Channel	PSD (dBm/500kHz)	Limit (dBm/500kHz)	Verdict
11a	CH144	2.32	30.00	Pass
11n (HT20)	CH144	1.46	30.00	Pass
11n (HT40)	CH142	-1.67	30.00	Pass
11ac (VHT20)	CH144	1.53	30.00	Pass
11ac (VHT40)	CH142	-2.43	30.00	Pass
11ac (VHT80)	CH138	-10.99	30.00	Pass

A.5 Conducted Emissions

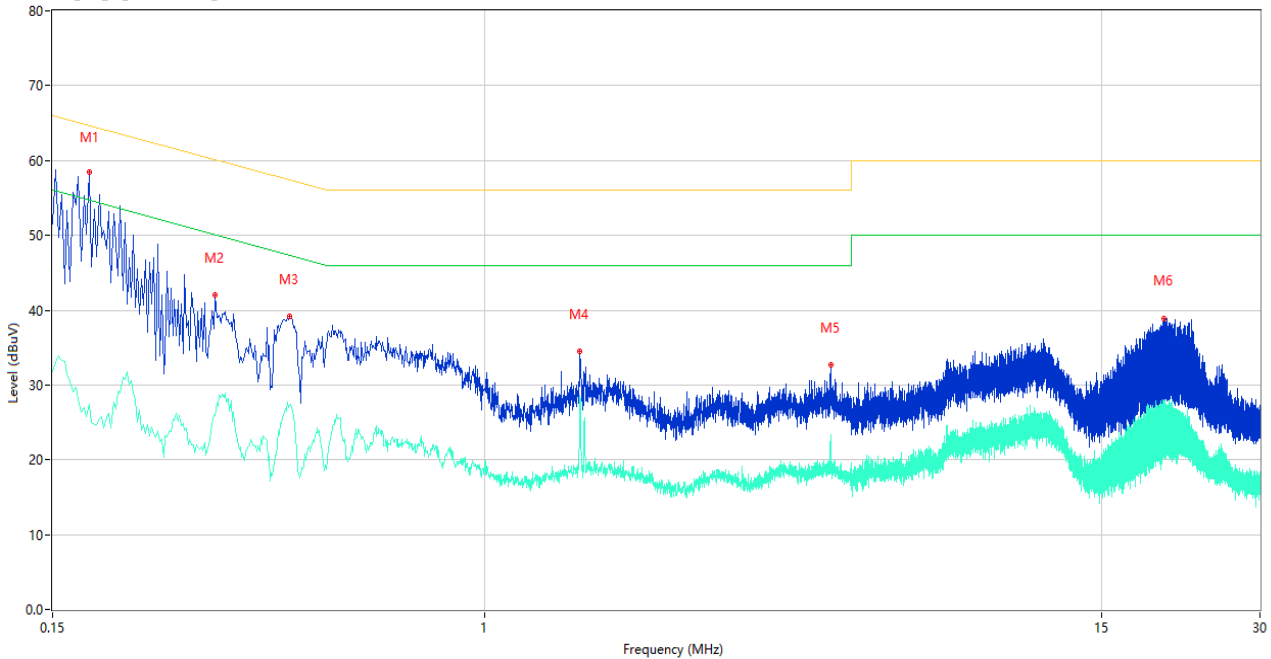
Note ¹: The EUT is working in the Normal link mode. All modes have been tested and normal link mode is worst.

Note ²: Devices subject to Part 15 must be tested for all available U.S. voltages and frequencies (such as a nominal 120 VAC, 60 Hz and 240 VAC, 50 Hz) for which the device is capable of operation. So, The configuration 120 VAC, 60 Hz and 240 VAC, 50 Hz were tested respectively, but only the worst configuration (120 VAC, 60 Hz) shown here.

Test Data and Plots

PHASE L

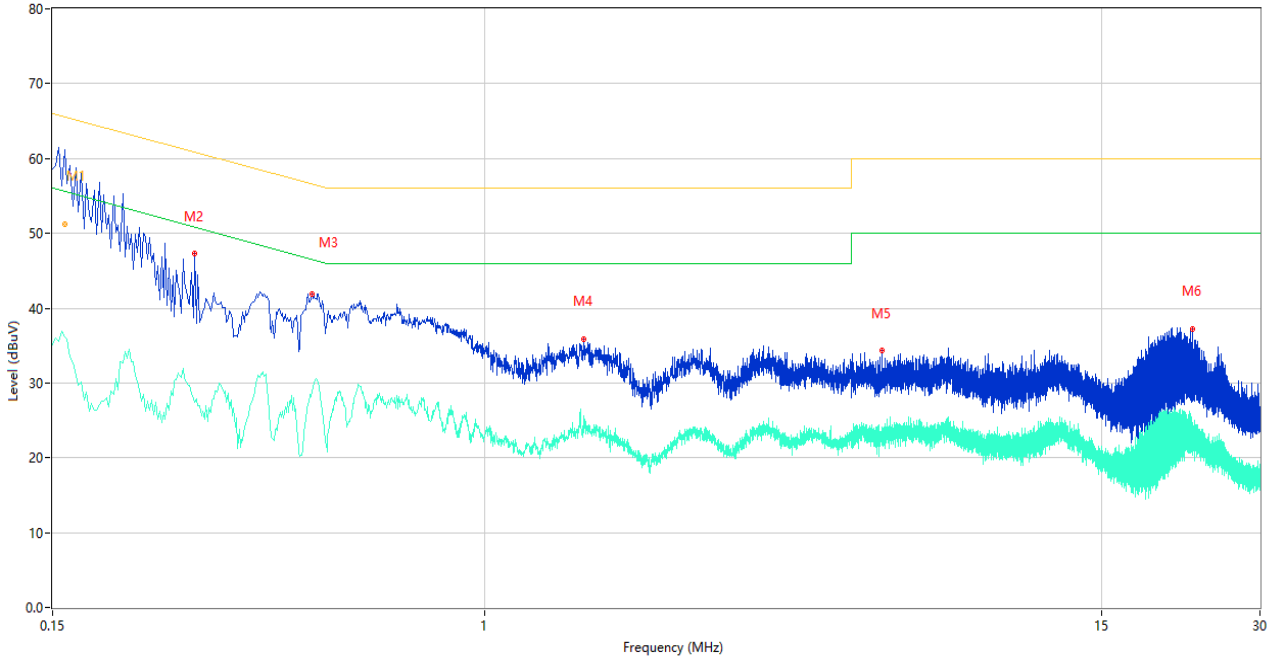
CE Test case_FCC_CE_FCC PART 15B_Class B



No.	Frequency (MHz)	Results (dBuV)	Factor (dB)	Limit (dBuV)	Over Limit (dB)	Detector	Line	Verdict
1	0.176	58.51	10.14	64.67	-6.16	Peak	L	Pass
1**	0.176	27.49	10.14	54.67	-27.18	AV	L	Pass
2	0.306	42.02	10.07	60.08	-18.06	Peak	L	Pass
2**	0.306	25.91	10.07	50.08	-24.17	AV	L	Pass
3	0.424	39.21	10.09	57.37	-18.16	Peak	L	Pass
3**	0.424	27.34	10.09	47.37	-20.03	AV	L	Pass
4	1.518	34.43	9.94	56.00	-21.57	Peak	L	Pass
4**	1.518	28.62	9.94	46.00	-17.38	AV	L	Pass
5	4.556	32.68	10.00	56.00	-23.32	Peak	L	Pass
5**	4.556	23.41	10.00	46.00	-22.59	AV	L	Pass
6	19.650	38.88	10.26	60.00	-21.12	Peak	L	Pass
6**	19.650	27.77	10.26	50.00	-22.23	AV	L	Pass

PHASE N

CE Test case_FCC_CE_FCC PART 15B_Class B



No.	Frequency (MHz)	Results (dBuV)	Factor (dB)	Limit (dBuV)	Over Limit (dB)	Detector	Line	Verdict
1	0.158	62.32	10.18	65.57	-3.25	Peak	N	N/A
1*	0.158	51.27	10.18	65.57	-14.30	QP	N	Pass
1**	0.158	36.18	10.18	55.57	-19.39	AV	N	Pass
2	0.280	47.31	10.07	60.82	-13.51	Peak	N	Pass
2**	0.280	27.45	10.07	50.82	-23.37	AV	N	Pass
3	0.468	41.92	10.10	56.55	-14.63	Peak	N	Pass
3**	0.468	28.86	10.10	46.55	-17.69	AV	N	Pass
4	1.546	35.93	9.94	56.00	-20.07	Peak	N	Pass
4**	1.546	25.62	9.94	46.00	-20.38	AV	N	Pass
5	5.702	34.32	10.04	60.00	-25.68	Peak	N	Pass
5**	5.702	23.55	10.04	50.00	-26.45	AV	N	Pass
6	22.282	37.16	10.26	60.00	-22.84	Peak	N	Pass
6**	22.282	23.89	10.26	50.00	-26.11	AV	N	Pass

A.6 Radiated Spurious Emissions and Band Edge (Restricted-band)

Test Data

Note 1: The symbol of "--" in the table which means not application.

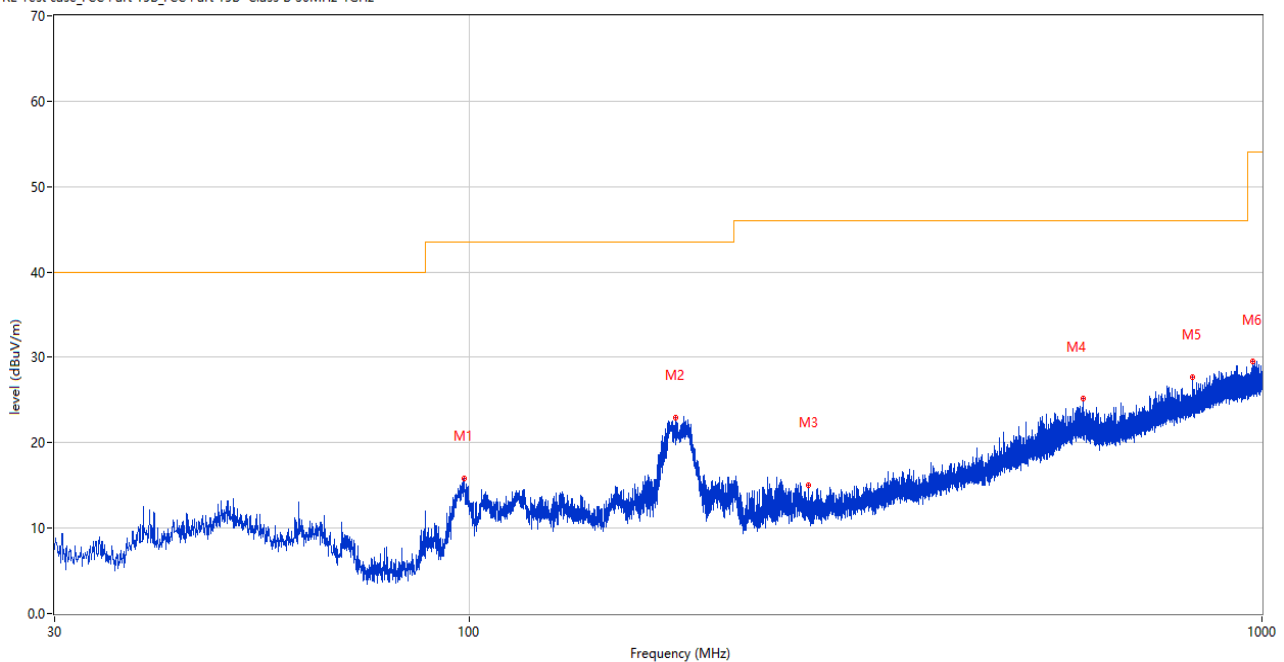
Note 2: For the test data above 1 GHz, According the ANSI C63.4, where limits are specified for both average and peak (or quasi-peak) detector functions, if the peak (or quasi-peak) measured value complies with the average limit, it is unnecessary to perform an average measurement.

Note 3: The low frequency, which started from 9 kHz to 30 MHz, was pre-scanned and the result which was 20 dB lower than the limit line per 15.31(o) was not reported.

Note 4: The EUT is working in the Normal link mode below 1 GHz. All modes have been tested and normal link mode is worst.

30 MHz to 1 GHz, ANT H

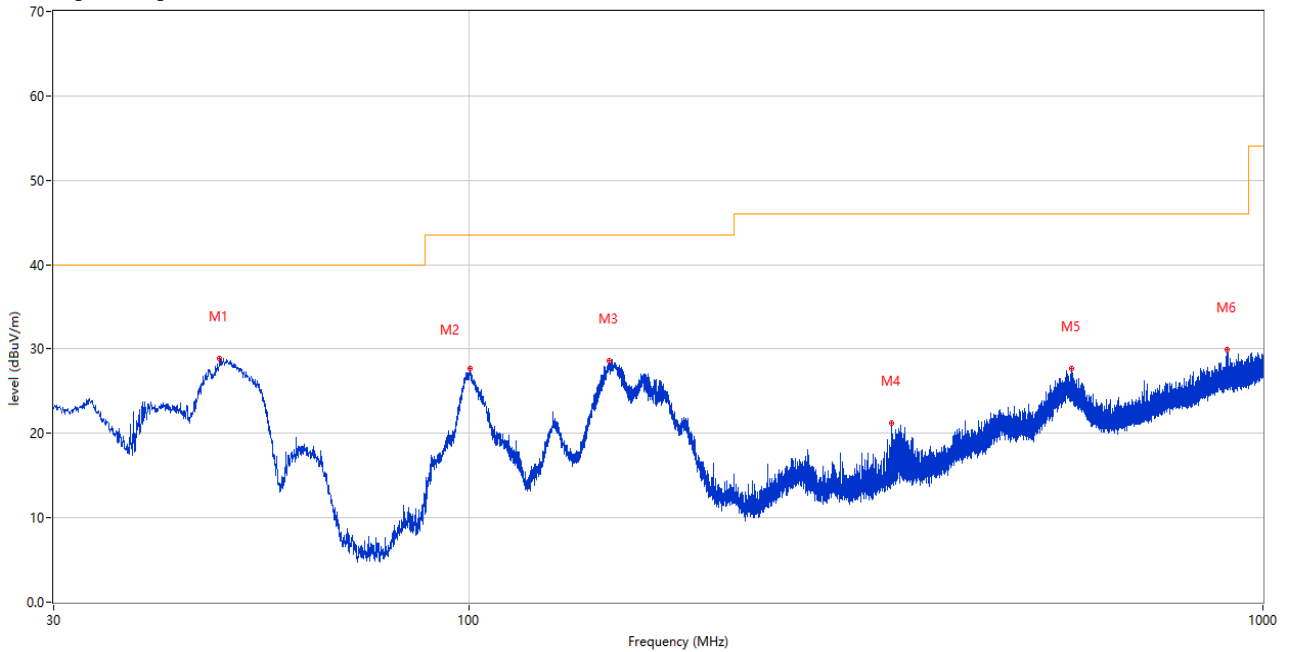
RE Test case_FCC Part 15B_FCC Part 15B Class B 30MHz-1GHz



No.	Frequency (MHz)	Results (dBuV/m)	Factor (dB)	Limit (dBuV/m)	Over Limit (dB)	Detector	Table (Degree)	Height (cm)	Antenna	Verdict
1	98.482	15.80	-27.02	43.5	-27.70	Peak	242.00	100	Horizontal	Pass
2	182.290	22.87	-28.28	43.5	-20.63	Peak	65.00	100	Horizontal	Pass
3	268.086	14.98	-24.42	46.0	-31.02	Peak	122.00	100	Horizontal	Pass
4	595.510	25.22	-15.99	46.0	-20.78	Peak	360.00	200	Horizontal	Pass
5	817.398	27.63	-11.71	46.0	-18.37	Peak	360.00	200	Horizontal	Pass
6	973.034	29.52	-8.88	54.0	-24.48	Peak	35.00	100	Horizontal	Pass

30 MHz to 1 GHz, ANT V

RE Test case_FCC Part 15B_FCC Part 15B Class B 30MHz-1GHz



No.	Frequency (MHz)	Results (dBuV/m)	Factor (dB)	Limit (dBuV/m)	Over Limit (dB)	Detector	Table (Degree)	Height (cm)	Antenna	Verdict
1	48.575	28.81	-25.34	40.0	-11.19	Peak	207.00	100	Vertical	Pass
2	100.422	27.73	-26.71	43.5	-15.77	Peak	269.00	100	Vertical	Pass
3	150.426	28.64	-30.09	43.5	-14.86	Peak	290.00	100	Vertical	Pass
4	340.206	21.25	-22.35	46.0	-24.75	Peak	11.00	100	Vertical	Pass
5	574.558	27.72	-16.89	46.0	-18.28	Peak	183.00	100	Vertical	Pass
6	901.302	29.90	-9.86	46.0	-16.10	Peak	15.00	100	Vertical	Pass

Note: The spurious above 18G is noise only, do not show on the report.

11a, U-NII-1, 1 GHz to 18 GHz, Low Channel, ANT H

No.	Frequency (MHz)	Results (dBuV/m)	Factor (dB)	Limit (dBuV/m)	Over Limit (dB)	Detector	Table (Degree)	Height (cm)	Antenna	Verdict
1	1162.300	40.47	-18.02	74.0	-33.53	Peak	360.00	150	Horizontal	Pass
1**	1162.300	27.94	-18.02	54.0	-26.06	AV	360.00	150	Horizontal	Pass
2	2721.900	44.10	-11.10	74.0	-29.90	Peak	33.00	150	Horizontal	Pass
2**	2721.900	35.43	-11.10	54.0	-18.57	AV	33.00	150	Horizontal	Pass
3	4859.400	52.64	-3.30	74.0	-21.36	Peak	154.00	150	Horizontal	Pass
3**	4859.400	42.40	-3.30	54.0	-11.60	AV	154.00	150	Horizontal	Pass
4	5178.600	110.35	-2.69	--	--	Peak	141.00	150	Horizontal	N/A
4**	5178.600	102.81	-2.69	--	--	AV	141.00	150	Horizontal	N/A
5	7596.275	49.33	-3.66	74.0	-24.67	Peak	253.00	150	Horizontal	Pass
5**	7596.275	39.00	-3.66	54.0	-15.00	AV	253.00	150	Horizontal	Pass
6	12261.826	53.01	1.15	74.0	-20.99	Peak	101.00	150	Horizontal	Pass
6**	12261.826	44.33	1.15	54.0	-9.67	AV	101.00	150	Horizontal	Pass

11a, U-NII-1, 1 GHz to 18 GHz, Low Channel, ANT V

No.	Frequency (MHz)	Results (dBuV/m)	Factor (dB)	Limit (dBuV/m)	Over Limit (dB)	Detector	Table (Degree)	Height (cm)	Antenna	Verdict
1	1165.200	42.08	-18.11	74.0	-31.92	Peak	75.00	150	Vertical	Pass
1**	1165.200	31.39	-18.11	54.0	-22.61	AV	75.00	150	Vertical	Pass
2	2827.700	46.82	-10.31	74.0	-27.18	Peak	242.00	150	Vertical	Pass
2**	2827.700	35.53	-10.31	54.0	-18.47	AV	242.00	150	Vertical	Pass
3	4799.800	51.47	-2.55	74.0	-22.53	Peak	338.00	150	Vertical	Pass
3**	4799.800	44.09	-2.55	54.0	-9.91	AV	338.00	150	Vertical	Pass
4	5182.200	100.22	-2.72	--	--	Peak	312.00	150	Vertical	N/A
4**	5182.200	92.31	-2.72	--	--	AV	312.00	150	Vertical	N/A
5	7380.362	49.41	-3.61	74.0	-24.59	Peak	163.00	150	Vertical	Pass
5**	7380.362	41.21	-3.61	54.0	-12.79	AV	163.00	150	Vertical	Pass
6	12254.349	53.76	0.98	74.0	-20.24	Peak	309.00	150	Vertical	Pass
6**	12254.349	43.12	0.98	54.0	-10.88	AV	309.00	150	Vertical	Pass

11a, U-NII-1, 1 GHz to 18 GHz, Middle Channel, ANT H

No.	Frequency (MHz)	Results (dBuV/m)	Factor (dB)	Limit (dBuV/m)	Over Limit (dB)	Detector	Table (Degree)	Height (cm)	Antenna	Verdict
1	1165.500	39.78	-18.12	74.0	-34.22	Peak	360.00	150	Horizontal	Pass
1**	1165.500	28.90	-18.12	54.0	-25.10	AV	360.00	150	Horizontal	Pass
2	2774.500	44.08	-10.48	74.0	-29.92	Peak	284.00	150	Horizontal	Pass
2**	2774.500	34.75	-10.48	54.0	-19.25	AV	284.00	150	Horizontal	Pass
3	4764.600	51.78	-3.28	74.0	-22.22	Peak	0.00	150	Horizontal	Pass
3**	4764.600	41.90	-3.28	54.0	-12.10	AV	0.00	150	Horizontal	Pass
4	5218.400	111.00	-2.99	--	--	Peak	219.00	150	Horizontal	N/A
4**	5218.400	103.56	-2.99	--	--	AV	219.00	150	Horizontal	N/A
5	7507.438	49.29	-3.57	74.0	-24.71	Peak	171.00	150	Horizontal	Pass
5**	7507.438	39.53	-3.57	54.0	-14.47	AV	171.00	150	Horizontal	Pass
6	12317.025	54.04	1.41	74.0	-19.96	Peak	133.00	150	Horizontal	Pass
6**	12317.025	43.23	1.41	54.0	-10.77	AV	133.00	150	Horizontal	Pass

11a, U-NII-1, 1 GHz to 18 GHz, Middle Channel, ANT V

No.	Frequency (MHz)	Results (dBuV/m)	Factor (dB)	Limit (dBuV/m)	Over Limit (dB)	Detector	Table (Degree)	Height (cm)	Antenna	Verdict
1	1162.200	42.37	-18.02	74.0	-31.63	Peak	72.00	150	Vertical	Pass
1**	1162.200	31.04	-18.02	54.0	-22.96	AV	72.00	150	Vertical	Pass
2	2829.300	45.78	-10.36	74.0	-28.22	Peak	229.00	150	Vertical	Pass
2**	2829.300	35.25	-10.36	54.0	-18.75	AV	229.00	150	Vertical	Pass
3	4890.600	51.76	-3.22	74.0	-22.24	Peak	21.00	150	Vertical	Pass
3**	4890.600	43.21	-3.22	54.0	-10.79	AV	21.00	150	Vertical	Pass
4	5222.600	99.59	-3.02	--	--	Peak	309.00	150	Vertical	N/A
4**	5222.600	91.84	-3.02	--	--	AV	309.00	150	Vertical	N/A
5	7456.838	50.10	-4.00	74.0	-23.90	Peak	5.00	150	Vertical	Pass
5**	7456.838	40.10	-4.00	54.0	-13.90	AV	5.00	150	Vertical	Pass
6	12218.700	53.33	1.21	74.0	-20.67	Peak	209.00	150	Vertical	Pass
6**	12218.700	44.18	1.21	54.0	-9.82	AV	209.00	150	Vertical	Pass

11a, U-NII-1, 1 GHz to 18 GHz, High Channel, ANT H

No.	Frequency (MHz)	Results (dBuV/m)	Factor (dB)	Limit (dBuV/m)	Over Limit (dB)	Detector	Table (Degree)	Height (cm)	Antenna	Verdict
1	1162.400	40.17	-18.02	74.0	-33.83	Peak	360.00	150	Horizontal	Pass
1**	1162.400	27.72	-18.02	54.0	-26.28	AV	360.00	150	Horizontal	Pass
2	2794.400	43.92	-10.56	74.0	-30.08	Peak	0.00	150	Horizontal	Pass
2**	2794.400	33.70	-10.56	54.0	-20.30	AV	0.00	150	Horizontal	Pass
3	4929.200	52.18	-2.86	74.0	-21.82	Peak	340.00	150	Horizontal	Pass
3**	4929.200	42.16	-2.86	54.0	-11.84	AV	340.00	150	Horizontal	Pass
4	5241.600	111.57	-2.70	--	--	Peak	208.00	150	Horizontal	N/A
4**	5241.600	103.39	-2.70	--	--	AV	208.00	150	Horizontal	N/A
5	7343.850	50.05	-3.56	74.0	-23.95	Peak	325.00	150	Horizontal	Pass
5**	7343.850	40.43	-3.56	54.0	-13.57	AV	325.00	150	Horizontal	Pass
6	12380.562	53.31	1.47	74.0	-20.69	Peak	18.00	150	Horizontal	Pass
6**	12380.562	43.63	1.47	54.0	-10.37	AV	18.00	150	Horizontal	Pass

11a, U-NII-1, 1 GHz to 18 GHz, High Channel, ANT V

No.	Frequency (MHz)	Results (dBuV/m)	Factor (dB)	Limit (dBuV/m)	Over Limit (dB)	Detector	Table (Degree)	Height (cm)	Antenna	Verdict
1	1166.400	41.66	-18.16	74.0	-32.34	Peak	51.00	150	Vertical	Pass
1**	1166.400	27.76	-18.16	54.0	-26.24	AV	51.00	150	Vertical	Pass
2	2825.000	51.15	-10.30	74.0	-22.85	Peak	169.00	150	Vertical	Pass
2**	2825.000	40.59	-10.30	54.0	-13.41	AV	169.00	150	Vertical	Pass
3	4805.400	51.67	-2.87	74.0	-22.33	Peak	163.00	150	Vertical	Pass
3**	4805.400	42.72	-2.87	54.0	-11.28	AV	163.00	150	Vertical	Pass
4	5238.600	98.49	-2.73	--	--	Peak	316.00	150	Vertical	N/A
4**	5238.600	90.86	-2.73	--	--	AV	316.00	150	Vertical	N/A
5	7355.638	49.26	-4.05	74.0	-24.74	Peak	235.00	150	Vertical	Pass
5**	7355.638	40.18	-4.05	54.0	-13.82	AV	235.00	150	Vertical	Pass
6	12222.725	53.66	1.27	74.0	-20.34	Peak	124.00	150	Vertical	Pass
6**	12222.725	44.42	1.27	54.0	-9.58	AV	124.00	150	Vertical	Pass

11n20, U-NII-1, 1 GHz to 18 GHz, Low Channel, ANT H

No.	Frequency (MHz)	Results (dBuV/m)	Factor (dB)	Limit (dBuV/m)	Over Limit (dB)	Detector	Table (Degree)	Height (cm)	Antenna	Verdict
1	1164.600	39.54	-18.08	74.0	-34.46	Peak	360.00	150	Horizontal	Pass
1**	1164.600	29.97	-18.08	54.0	-24.03	AV	360.00	150	Horizontal	Pass
2	2820.700	44.22	-10.21	74.0	-29.78	Peak	28.00	150	Horizontal	Pass
2**	2820.700	34.80	-10.21	54.0	-19.20	AV	28.00	150	Horizontal	Pass
3	4799.800	51.77	-2.55	74.0	-22.23	Peak	315.00	150	Horizontal	Pass
3**	4799.800	43.29	-2.55	54.0	-10.71	AV	315.00	150	Horizontal	Pass
4	5181.400	110.43	-2.71	--	--	Peak	219.00	150	Horizontal	N/A
4**	5181.400	103.32	-2.71	--	--	AV	219.00	150	Horizontal	N/A
5	7364.550	49.66	-4.02	74.0	-24.34	Peak	33.00	150	Horizontal	Pass
5**	7364.550	40.53	-4.02	54.0	-13.47	AV	33.00	150	Horizontal	Pass
6	10939.612	52.47	-0.06	74.0	-21.53	Peak	185.00	150	Horizontal	Pass
6**	10939.612	42.84	-0.06	54.0	-11.16	AV	185.00	150	Horizontal	Pass

11n20, U-NII-1, 1 GHz to 18 GHz, Low Channel, ANT V

No.	Frequency (MHz)	Results (dBuV/m)	Factor (dB)	Limit (dBuV/m)	Over Limit (dB)	Detector	Table (Degree)	Height (cm)	Antenna	Verdict
1	1163.300	40.59	-18.04	74.0	-33.41	Peak	44.00	150	Vertical	Pass
1**	1163.300	32.99	-18.04	54.0	-21.01	AV	44.00	150	Vertical	Pass
2	2830.300	45.88	-10.37	74.0	-28.12	Peak	241.00	150	Vertical	Pass
2**	2830.300	34.45	-10.37	54.0	-19.55	AV	241.00	150	Vertical	Pass
3	4804.200	51.93	-2.76	74.0	-22.07	Peak	9.00	150	Vertical	Pass
3**	4804.200	42.66	-2.76	54.0	-11.34	AV	9.00	150	Vertical	Pass
4	5180.800	100.11	-2.70	--	--	Peak	320.00	150	Vertical	N/A
4**	5180.800	91.40	-2.70	--	--	AV	320.00	150	Vertical	N/A
5	7463.162	49.31	-3.60	74.0	-24.69	Peak	236.00	150	Vertical	Pass
5**	7463.162	40.33	-3.60	54.0	-13.67	AV	236.00	150	Vertical	Pass
6	12283.963	53.90	1.78	74.0	-20.10	Peak	75.00	150	Vertical	Pass
6**	12283.963	43.93	1.78	54.0	-10.07	AV	75.00	150	Vertical	Pass

11n20, U-NII-1, 1 GHz to 18 GHz, Middle Channel, ANT H

No.	Frequency (MHz)	Results (dBuV/m)	Factor (dB)	Limit (dBuV/m)	Over Limit (dB)	Detector	Table (Degree)	Height (cm)	Antenna	Verdict
1	1164.200	40.20	-18.07	74.0	-33.80	Peak	360.00	150	Horizontal	Pass
1**	1164.200	27.85	-18.07	54.0	-26.15	AV	360.00	150	Horizontal	Pass
2	2826.100	44.22	-10.26	74.0	-29.78	Peak	0.00	150	Horizontal	Pass
2**	2826.100	35.27	-10.26	54.0	-18.73	AV	0.00	150	Horizontal	Pass
3	4787.600	52.26	-2.76	74.0	-21.74	Peak	110.00	150	Horizontal	Pass
3**	4787.600	42.55	-2.76	54.0	-11.45	AV	110.00	150	Horizontal	Pass
4	5220.800	110.97	-3.05	--	--	Peak	160.00	150	Horizontal	N/A
4**	5220.800	103.12	-3.05	--	--	AV	160.00	150	Horizontal	N/A
5	7353.050	49.39	-3.87	74.0	-24.61	Peak	0.00	150	Horizontal	Pass
5**	7353.050	40.21	-3.87	54.0	-13.79	AV	0.00	150	Horizontal	Pass
6	11950.463	52.98	1.38	74.0	-21.02	Peak	272.00	150	Horizontal	Pass
6**	11950.463	44.20	1.38	54.0	-9.80	AV	272.00	150	Horizontal	Pass

11n20, U-NII-1, 1 GHz to 18 GHz, Middle Channel, ANT V

No.	Frequency (MHz)	Results (dBuV/m)	Factor (dB)	Limit (dBuV/m)	Over Limit (dB)	Detector	Table (Degree)	Height (cm)	Antenna	Verdict
1	1164.600	41.88	-18.08	74.0	-32.12	Peak	86.00	150	Vertical	Pass
1**	1164.600	28.87	-18.08	54.0	-25.13	AV	86.00	150	Vertical	Pass
2	2821.500	45.26	-10.22	74.0	-28.74	Peak	235.00	150	Vertical	Pass
2**	2821.500	35.46	-10.22	54.0	-18.54	AV	235.00	150	Vertical	Pass
3	4784.400	51.58	-2.87	74.0	-22.42	Peak	291.00	150	Vertical	Pass
3**	4784.400	42.58	-2.87	54.0	-11.42	AV	291.00	150	Vertical	Pass
4	5219.200	98.57	-3.04	--	--	Peak	138.00	150	Vertical	N/A
4**	5219.200	91.04	-3.04	--	--	AV	138.00	150	Vertical	N/A
5	7335.513	50.15	-3.35	74.0	-23.85	Peak	70.00	150	Vertical	Pass
5**	7335.513	40.93	-3.35	54.0	-13.07	AV	70.00	150	Vertical	Pass
6	12212.950	53.42	1.12	74.0	-20.58	Peak	0.00	150	Vertical	Pass
6**	12212.950	44.02	1.12	54.0	-9.98	AV	0.00	150	Vertical	Pass

11n20, U-NII-1, 1 GHz to 18 GHz, High Channel, ANT H

No.	Frequency (MHz)	Results (dBuV/m)	Factor (dB)	Limit (dBuV/m)	Over Limit (dB)	Detector	Table (Degree)	Height (cm)	Antenna	Verdict
1	1164.700	39.47	-18.09	74.0	-34.53	Peak	11.00	150	Horizontal	Pass
1**	1164.700	28.11	-18.09	54.0	-25.89	AV	11.00	150	Horizontal	Pass
2	2785.000	43.72	-10.52	74.0	-30.28	Peak	281.00	150	Horizontal	Pass
2**	2785.000	34.49	-10.52	54.0	-19.51	AV	281.00	150	Horizontal	Pass
3	4849.600	51.88	-3.37	74.0	-22.12	Peak	73.00	150	Horizontal	Pass
3**	4849.600	42.81	-3.37	54.0	-11.19	AV	73.00	150	Horizontal	Pass
4	5241.800	110.50	-2.70	--	--	Peak	162.00	150	Horizontal	N/A
4**	5241.800	104.47	-2.70	--	--	AV	162.00	150	Horizontal	N/A
5	7366.275	49.14	-4.02	74.0	-24.86	Peak	360.00	150	Horizontal	Pass
5**	7366.275	40.78	-4.02	54.0	-13.22	AV	360.00	150	Horizontal	Pass
6	11963.112	53.57	0.88	74.0	-20.43	Peak	66.00	150	Horizontal	Pass
6**	11963.112	44.32	0.88	54.0	-9.68	AV	66.00	150	Horizontal	Pass

11n20, U-NII-1, 1 GHz to 18 GHz, High Channel, ANT V

No.	Frequency (MHz)	Results (dBuV/m)	Factor (dB)	Limit (dBuV/m)	Over Limit (dB)	Detector	Table (Degree)	Height (cm)	Antenna	Verdict
1	1162.200	42.42	-18.02	74.0	-31.58	Peak	82.00	150	Vertical	Pass
1**	1162.200	32.98	-18.02	54.0	-21.02	AV	82.00	150	Vertical	Pass
2	2824.900	48.94	-10.31	74.0	-25.06	Peak	232.00	150	Vertical	Pass
2**	2824.900	38.36	-10.31	54.0	-15.64	AV	232.00	150	Vertical	Pass
3	4916.800	52.25	-2.27	74.0	-21.75	Peak	188.00	150	Vertical	Pass
3**	4916.800	42.78	-2.27	54.0	-11.22	AV	188.00	150	Vertical	Pass
4	5238.400	97.94	-2.73	--	--	Peak	136.00	150	Vertical	N/A
4**	5238.400	89.99	-2.73	--	--	AV	136.00	150	Vertical	N/A
5	7340.112	49.85	-3.52	74.0	-24.15	Peak	143.00	150	Vertical	Pass
5**	7340.112	40.74	-3.52	54.0	-13.26	AV	143.00	150	Vertical	Pass
6	11940.975	53.25	1.66	74.0	-20.75	Peak	344.00	150	Vertical	Pass
6**	11940.975	43.83	1.66	54.0	-10.17	AV	344.00	150	Vertical	Pass

11n40, U-NII-1, 1 GHz to 18 GHz, Low Channel, ANT H

No.	Frequency (MHz)	Results (dBuV/m)	Factor (dB)	Limit (dBuV/m)	Over Limit (dB)	Detector	Table (Degree)	Height (cm)	Antenna	Verdict
1	1166.500	39.46	-18.17	74.0	-34.54	Peak	0.00	150	Horizontal	Pass
1**	1166.500	31.89	-18.17	54.0	-22.11	AV	0.00	150	Horizontal	Pass
2	2825.800	44.58	-10.27	74.0	-29.42	Peak	132.00	150	Horizontal	Pass
2**	2825.800	35.36	-10.27	54.0	-18.64	AV	132.00	150	Horizontal	Pass
3	4782.400	51.78	-2.92	74.0	-22.22	Peak	316.00	150	Horizontal	Pass
3**	4782.400	42.74	-2.92	54.0	-11.26	AV	316.00	150	Horizontal	Pass
4	5191.800	107.12	-2.65	--	--	Peak	225.00	150	Horizontal	N/A
4**	5191.800	99.68	-2.65	--	--	AV	225.00	150	Horizontal	N/A
5	7379.500	49.22	-3.63	74.0	-24.78	Peak	164.00	150	Horizontal	Pass
5**	7379.500	40.29	-3.63	54.0	-13.71	AV	164.00	150	Horizontal	Pass
6	11933.500	52.96	1.65	74.0	-21.04	Peak	35.00	150	Horizontal	Pass
6**	11933.500	44.91	1.65	54.0	-9.09	AV	35.00	150	Horizontal	Pass

11n40, U-NII-1, 1 GHz to 18 GHz, Low Channel, ANT V

No.	Frequency (MHz)	Results (dBuV/m)	Factor (dB)	Limit (dBuV/m)	Over Limit (dB)	Detector	Table (Degree)	Height (cm)	Antenna	Verdict
1	1165.000	43.64	-18.10	74.0	-30.36	Peak	72.00	150	Vertical	Pass
1**	1165.000	31.01	-18.10	54.0	-22.99	AV	72.00	150	Vertical	Pass
2	2828.400	46.78	-10.35	74.0	-27.22	Peak	244.00	150	Vertical	Pass
2**	2828.400	34.89	-10.35	54.0	-19.11	AV	244.00	150	Vertical	Pass
3	4805.000	52.15	-2.84	74.0	-21.85	Peak	274.00	150	Vertical	Pass
3**	4805.000	42.97	-2.84	54.0	-11.03	AV	274.00	150	Vertical	Pass
4	5188.800	96.68	-2.68	--	--	Peak	312.00	150	Vertical	N/A
4**	5188.800	88.52	-2.68	--	--	AV	312.00	150	Vertical	N/A
5	7376.337	48.98	-3.74	74.0	-25.02	Peak	22.00	150	Vertical	Pass
5**	7376.337	40.29	-3.74	54.0	-13.71	AV	22.00	150	Vertical	Pass
6	11826.263	53.39	1.15	74.0	-20.61	Peak	245.00	150	Vertical	Pass
6**	11826.263	43.29	1.15	54.0	-10.71	AV	245.00	150	Vertical	Pass

11n40, U-NII-1, 1 GHz to 18 GHz, High Channel, ANT H

No.	Frequency (MHz)	Results (dBuV/m)	Factor (dB)	Limit (dBuV/m)	Over Limit (dB)	Detector	Table (Degree)	Height (cm)	Antenna	Verdict
1	1164.100	40.30	-18.07	74.0	-33.70	Peak	360.00	150	Horizontal	Pass
1**	1164.100	27.82	-18.07	54.0	-26.18	AV	360.00	150	Horizontal	Pass
2	2799.700	44.21	-10.56	74.0	-29.79	Peak	263.00	150	Horizontal	Pass
2**	2799.700	35.26	-10.56	54.0	-18.74	AV	263.00	150	Horizontal	Pass
3	4764.000	52.01	-3.28	74.0	-21.99	Peak	227.00	150	Horizontal	Pass
3**	4764.000	41.93	-3.28	54.0	-12.07	AV	227.00	150	Horizontal	Pass
4	5234.000	107.16	-2.80	--	--	Peak	214.00	150	Horizontal	N/A
4**	5234.000	100.16	-2.80	--	--	AV	214.00	150	Horizontal	N/A
5	7664.125	49.82	-2.44	74.0	-24.18	Peak	140.00	150	Horizontal	Pass
5**	7664.125	39.96	-2.44	54.0	-14.04	AV	140.00	150	Horizontal	Pass
6	12338.300	53.86	1.31	74.0	-20.14	Peak	326.00	150	Horizontal	Pass
6**	12338.300	43.98	1.31	54.0	-10.02	AV	326.00	150	Horizontal	Pass

11n40, U-NII-1, 1 GHz to 18 GHz, High Channel, ANT V

No.	Frequency (MHz)	Results (dBuV/m)	Factor (dB)	Limit (dBuV/m)	Over Limit (dB)	Detector	Table (Degree)	Height (cm)	Antenna	Verdict
1	1165.800	42.70	-18.14	74.0	-31.30	Peak	58.00	150	Vertical	Pass
1**	1165.800	28.99	-18.14	54.0	-25.01	AV	58.00	150	Vertical	Pass
2	2828.300	46.05	-10.34	74.0	-27.95	Peak	243.00	150	Vertical	Pass
2**	2828.300	34.45	-10.34	54.0	-19.55	AV	243.00	150	Vertical	Pass
3	4807.800	52.84	-2.98	74.0	-21.16	Peak	239.00	150	Vertical	Pass
3**	4807.800	42.14	-2.98	54.0	-11.86	AV	239.00	150	Vertical	Pass
4	5223.800	94.62	-3.01	--	--	Peak	315.00	150	Vertical	N/A
4**	5223.800	86.26	-3.01	--	--	AV	315.00	150	Vertical	N/A
5	7543.950	49.33	-2.56	74.0	-24.67	Peak	0.00	150	Vertical	Pass
5**	7543.950	39.33	-2.56	54.0	-14.67	AV	0.00	150	Vertical	Pass
6	11436.987	53.03	-0.08	74.0	-20.97	Peak	49.00	150	Vertical	Pass
6**	11436.987	43.39	-0.08	54.0	-10.61	AV	49.00	150	Vertical	Pass

11ac20, U-NII-1, 1 GHz to 18 GHz, Low Channel, ANT H

No.	Frequency (MHz)	Results (dBuV/m)	Factor (dB)	Limit (dBuV/m)	Over Limit (dB)	Detector	Table (Degree)	Height (cm)	Antenna	Verdict
1	1161.900	39.79	-18.03	74.0	-34.21	Peak	0.00	150	Horizontal	Pass
1**	1161.900	31.87	-18.03	54.0	-22.13	AV	0.00	150	Horizontal	Pass
2	2799.900	43.62	-10.56	74.0	-30.38	Peak	204.00	150	Horizontal	Pass
2**	2799.900	34.43	-10.56	54.0	-19.57	AV	204.00	150	Horizontal	Pass
3	4864.000	51.88	-3.43	74.0	-22.12	Peak	0.00	150	Horizontal	Pass
3**	4864.000	42.05	-3.43	54.0	-11.95	AV	0.00	150	Horizontal	Pass
4	5181.800	109.41	-2.71	--	--	Peak	136.00	150	Horizontal	N/A
4**	5181.800	102.04	-2.71	--	--	AV	136.00	150	Horizontal	N/A
5	7393.587	49.19	-4.17	74.0	-24.81	Peak	141.00	150	Horizontal	Pass
5**	7393.587	39.92	-4.17	54.0	-14.08	AV	141.00	150	Horizontal	Pass
6	12271.600	54.13	1.50	74.0	-19.87	Peak	215.00	150	Horizontal	Pass
6**	12271.600	44.23	1.50	54.0	-9.77	AV	215.00	150	Horizontal	Pass

11ac20, U-NII-1, 1 GHz to 18 GHz, Low Channel, ANT V

No.	Frequency (MHz)	Results (dBuV/m)	Factor (dB)	Limit (dBuV/m)	Over Limit (dB)	Detector	Table (Degree)	Height (cm)	Antenna	Verdict
1	1164.300	42.31	-18.07	74.0	-31.69	Peak	73.00	150	Vertical	Pass
1**	1164.300	33.51	-18.07	54.0	-20.49	AV	73.00	150	Vertical	Pass
2	2827.600	45.71	-10.31	74.0	-28.29	Peak	50.00	150	Vertical	Pass
2**	2827.600	36.58	-10.31	54.0	-17.42	AV	50.00	150	Vertical	Pass
3	4816.600	52.06	-3.18	74.0	-21.94	Peak	279.00	150	Vertical	Pass
3**	4816.600	43.02	-3.18	54.0	-10.98	AV	279.00	150	Vertical	Pass
4	5177.000	99.21	-2.78	--	--	Peak	318.00	150	Vertical	N/A
4**	5177.000	90.70	-2.78	--	--	AV	318.00	150	Vertical	N/A
5	7673.325	49.52	-2.48	74.0	-24.48	Peak	216.00	150	Vertical	Pass
5**	7673.325	40.38	-2.48	54.0	-13.62	AV	216.00	150	Vertical	Pass
6	12217.838	53.46	1.21	74.0	-20.54	Peak	92.00	150	Vertical	Pass
6**	12217.838	44.67	1.21	54.0	-9.33	AV	92.00	150	Vertical	Pass

11ac20, U-NII-1, 1 GHz to 18 GHz, Middle Channel, ANT H

No.	Frequency (MHz)	Results (dBuV/m)	Factor (dB)	Limit (dBuV/m)	Over Limit (dB)	Detector	Table (Degree)	Height (cm)	Antenna	Verdict
1	1166.000	39.70	-18.15	74.0	-34.30	Peak	0.00	150	Horizontal	Pass
1**	1166.000	28.29	-18.15	54.0	-25.71	AV	0.00	150	Horizontal	Pass
2	2775.600	47.75	-10.48	74.0	-26.25	Peak	219.00	150	Horizontal	Pass
2**	2775.600	37.33	-10.48	54.0	-16.67	AV	219.00	150	Horizontal	Pass
3	4799.800	52.07	-2.55	74.0	-21.93	Peak	308.00	150	Horizontal	Pass
3**	4799.800	43.59	-2.55	54.0	-10.41	AV	308.00	150	Horizontal	Pass
4	5217.400	109.85	-2.92	--	--	Peak	145.00	150	Horizontal	N/A
4**	5217.400	102.58	-2.92	--	--	AV	145.00	150	Horizontal	N/A
5	7358.225	50.17	-4.10	74.0	-23.83	Peak	164.00	150	Horizontal	Pass
5**	7358.225	40.10	-4.10	54.0	-13.90	AV	164.00	150	Horizontal	Pass
6	11943.562	52.87	1.58	74.0	-21.13	Peak	360.00	150	Horizontal	Pass
6**	11943.562	43.95	1.58	54.0	-10.05	AV	360.00	150	Horizontal	Pass

11ac20, U-NII-1, 1 GHz to 18 GHz, Middle Channel, ANT V

No.	Frequency (MHz)	Results (dBuV/m)	Factor (dB)	Limit (dBuV/m)	Over Limit (dB)	Detector	Table (Degree)	Height (cm)	Antenna	Verdict
1	1162.200	43.69	-18.02	74.0	-30.31	Peak	75.00	150	Vertical	Pass
1**	1162.200	32.75	-18.02	54.0	-21.25	AV	75.00	150	Vertical	Pass
2	2821.900	45.90	-10.23	74.0	-28.10	Peak	244.00	150	Vertical	Pass
2**	2821.900	35.07	-10.23	54.0	-18.93	AV	244.00	150	Vertical	Pass
3	4907.400	51.70	-2.53	74.0	-22.30	Peak	58.00	150	Vertical	Pass
3**	4907.400	43.03	-2.53	54.0	-10.97	AV	58.00	150	Vertical	Pass
4	5220.400	98.55	-3.04	--	--	Peak	132.00	150	Vertical	N/A
4**	5220.400	89.54	-3.04	--	--	AV	132.00	150	Vertical	N/A
5	7323.150	49.22	-3.60	74.0	-24.78	Peak	187.00	150	Vertical	Pass
5**	7323.150	40.28	-3.60	54.0	-13.72	AV	187.00	150	Vertical	Pass
6	11934.075	53.26	1.67	74.0	-20.74	Peak	98.00	150	Vertical	Pass
6**	11934.075	43.54	1.67	54.0	-10.46	AV	98.00	150	Vertical	Pass

11ac20, U-NII-1, 1 GHz to 18 GHz, High Channel, ANT H

No.	Frequency (MHz)	Results (dBuV/m)	Factor (dB)	Limit (dBuV/m)	Over Limit (dB)	Detector	Table (Degree)	Height (cm)	Antenna	Verdict
1	1164.500	40.05	-18.08	74.0	-33.95	Peak	360.00	150	Horizontal	Pass
1**	1164.500	33.14	-18.08	54.0	-20.86	AV	360.00	150	Horizontal	Pass
2	2754.100	44.19	-10.76	74.0	-29.81	Peak	124.00	150	Horizontal	Pass
2**	2754.100	35.17	-10.76	54.0	-18.83	AV	124.00	150	Horizontal	Pass
3	4802.800	52.83	-2.64	74.0	-21.17	Peak	60.00	150	Horizontal	Pass
3**	4802.800	42.42	-2.64	54.0	-11.58	AV	60.00	150	Horizontal	Pass
4	5242.800	110.45	-2.69	--	--	Peak	214.00	150	Horizontal	N/A
4**	5242.800	101.94	-2.69	--	--	AV	214.00	150	Horizontal	N/A
5	7621.000	50.27	-3.01	74.0	-23.73	Peak	39.00	150	Horizontal	Pass
5**	7621.000	40.36	-3.01	54.0	-13.64	AV	39.00	150	Horizontal	Pass
6	11933.213	53.45	1.64	74.0	-20.55	Peak	360.00	150	Horizontal	Pass
6**	11933.213	43.92	1.64	54.0	-10.08	AV	360.00	150	Horizontal	Pass

11ac20, U-NII-1, 1 GHz to 18 GHz, High Channel, ANT V

No.	Frequency (MHz)	Results (dBuV/m)	Factor (dB)	Limit (dBuV/m)	Over Limit (dB)	Detector	Table (Degree)	Height (cm)	Antenna	Verdict
1	1165.000	41.71	-18.10	74.0	-32.29	Peak	73.00	150	Vertical	Pass
1**	1165.000	30.87	-18.10	54.0	-23.13	AV	73.00	150	Vertical	Pass
2	2831.500	45.76	-10.36	74.0	-28.24	Peak	242.00	150	Vertical	Pass
2**	2831.500	34.85	-10.36	54.0	-19.15	AV	242.00	150	Vertical	Pass
3	4834.000	51.87	-3.49	74.0	-22.13	Peak	59.00	150	Vertical	Pass
3**	4834.000	42.49	-3.49	54.0	-11.51	AV	59.00	150	Vertical	Pass
4	5241.200	98.05	-2.70	--	--	Peak	321.00	150	Vertical	N/A
4**	5241.200	90.14	-2.70	--	--	AV	321.00	150	Vertical	N/A
5	7355.638	49.74	-4.05	74.0	-24.26	Peak	257.00	150	Vertical	Pass
5**	7355.638	40.58	-4.05	54.0	-13.42	AV	257.00	150	Vertical	Pass
6	12259.526	53.86	1.07	74.0	-20.14	Peak	203.00	150	Vertical	Pass
6**	12259.526	43.85	1.07	54.0	-10.15	AV	203.00	150	Vertical	Pass

11ac40, U-NII-1, 1 GHz to 18 GHz, Low Channel, ANT H

No.	Frequency (MHz)	Results (dBuV/m)	Factor (dB)	Limit (dBuV/m)	Over Limit (dB)	Detector	Table (Degree)	Height (cm)	Antenna	Verdict
1	1161.800	39.65	-18.03	74.0	-34.35	Peak	0.00	150	Horizontal	Pass
1**	1161.800	28.96	-18.03	54.0	-25.04	AV	0.00	150	Horizontal	Pass
2	2780.600	43.82	-10.41	74.0	-30.18	Peak	146.00	150	Horizontal	Pass
2**	2780.600	34.62	-10.41	54.0	-19.38	AV	146.00	150	Horizontal	Pass
3	4808.400	51.83	-2.96	74.0	-22.17	Peak	354.00	150	Horizontal	Pass
3**	4808.400	42.93	-2.96	54.0	-11.07	AV	354.00	150	Horizontal	Pass
4	5186.400	107.15	-2.77	--	--	Peak	144.00	150	Horizontal	N/A
4**	5186.400	99.30	-2.77	--	--	AV	144.00	150	Horizontal	N/A
5	7346.438	49.30	-3.82	74.0	-24.70	Peak	188.00	150	Horizontal	Pass
5**	7346.438	40.03	-3.82	54.0	-13.97	AV	188.00	150	Horizontal	Pass
6	11915.099	52.98	1.49	74.0	-21.02	Peak	293.00	150	Horizontal	Pass
6**	11915.099	43.88	1.49	54.0	-10.12	AV	293.00	150	Horizontal	Pass

11ac40, U-NII-1, 1 GHz to 18 GHz, Low Channel, ANT V

No.	Frequency (MHz)	Results (dBuV/m)	Factor (dB)	Limit (dBuV/m)	Over Limit (dB)	Detector	Table (Degree)	Height (cm)	Antenna	Verdict
1	1164.800	43.42	-18.09	74.0	-30.58	Peak	79.00	150	Vertical	Pass
1**	1164.800	32.49	-18.09	54.0	-21.51	AV	79.00	150	Vertical	Pass
2	2830.000	46.44	-10.37	74.0	-27.56	Peak	88.00	150	Vertical	Pass
2**	2830.000	34.73	-10.37	54.0	-19.27	AV	88.00	150	Vertical	Pass
3	4868.400	51.48	-3.36	74.0	-22.52	Peak	131.00	150	Vertical	Pass
3**	4868.400	42.53	-3.36	54.0	-11.47	AV	131.00	150	Vertical	Pass
4	5188.000	96.37	-2.69	--	--	Peak	322.00	150	Vertical	N/A
4**	5188.000	88.77	-2.69	--	--	AV	322.00	150	Vertical	N/A
5	7460.862	49.48	-3.72	74.0	-24.52	Peak	98.00	150	Vertical	Pass
5**	7460.862	40.36	-3.72	54.0	-13.64	AV	98.00	150	Vertical	Pass
6	11556.300	52.99	-0.42	74.0	-21.01	Peak	169.00	150	Vertical	Pass
6**	11556.300	44.11	-0.42	54.0	-9.89	AV	169.00	150	Vertical	Pass

11ac40, U-NII-1, 1 GHz to 18 GHz, High Channel, ANT H

No.	Frequency (MHz)	Results (dBuV/m)	Factor (dB)	Limit (dBuV/m)	Over Limit (dB)	Detector	Table (Degree)	Height (cm)	Antenna	Verdict
1	1164.600	39.69	-18.08	74.0	-34.31	Peak	360.00	150	Horizontal	Pass
1**	1164.600	29.24	-18.08	54.0	-24.76	AV	360.00	150	Horizontal	Pass
2	2766.200	43.90	-10.78	74.0	-30.10	Peak	213.00	150	Horizontal	Pass
2**	2766.200	35.64	-10.78	54.0	-18.36	AV	213.00	150	Horizontal	Pass
3	4766.800	51.60	-3.25	74.0	-22.40	Peak	120.00	150	Horizontal	Pass
3**	4766.800	41.86	-3.25	54.0	-12.14	AV	120.00	150	Horizontal	Pass
4	5232.200	107.17	-2.88	--	--	Peak	205.00	150	Horizontal	N/A
4**	5232.200	99.87	-2.88	--	--	AV	205.00	150	Horizontal	N/A
5	7454.538	49.58	-3.89	74.0	-24.42	Peak	169.00	150	Horizontal	Pass
5**	7454.538	40.36	-3.89	54.0	-13.64	AV	169.00	150	Horizontal	Pass
6	12429.438	54.32	1.54	74.0	-19.68	Peak	151.00	150	Horizontal	Pass
6**	12429.438	43.72	1.54	54.0	-10.28	AV	151.00	150	Horizontal	Pass

11ac40, U-NII-1, 1 GHz to 18 GHz, High Channel, ANT V

No.	Frequency (MHz)	Results (dBuV/m)	Factor (dB)	Limit (dBuV/m)	Over Limit (dB)	Detector	Table (Degree)	Height (cm)	Antenna	Verdict
1	1163.400	42.23	-18.05	74.0	-31.77	Peak	75.00	150	Vertical	Pass
1**	1163.400	33.55	-18.05	54.0	-20.45	AV	75.00	150	Vertical	Pass
2	2822.100	46.80	-10.24	74.0	-27.20	Peak	230.00	150	Vertical	Pass
2**	2822.100	34.74	-10.24	54.0	-19.26	AV	230.00	150	Vertical	Pass
3	4796.200	51.76	-2.69	74.0	-22.24	Peak	70.00	150	Vertical	Pass
3**	4796.200	42.55	-2.69	54.0	-11.45	AV	70.00	150	Vertical	Pass
4	5232.800	95.61	-2.85	--	--	Peak	132.00	150	Vertical	N/A
4**	5232.800	87.17	-2.85	--	--	AV	132.00	150	Vertical	N/A
5	7361.100	49.30	-4.01	74.0	-24.70	Peak	25.00	150	Vertical	Pass
5**	7361.100	40.22	-4.01	54.0	-13.78	AV	25.00	150	Vertical	Pass
6	12236.812	53.34	1.12	74.0	-20.66	Peak	346.00	150	Vertical	Pass
6**	12236.812	44.31	1.12	54.0	-9.69	AV	346.00	150	Vertical	Pass

11ac80, U-NII-1, 1 GHz to 18 GHz, Middle Channel, ANT H

No.	Frequency (MHz)	Results (dBuV/m)	Factor (dB)	Limit (dBuV/m)	Over Limit (dB)	Detector	Table (Degree)	Height (cm)	Antenna	Verdict
1	1162.100	39.44	-18.03	74.0	-34.56	Peak	360.00	150	Horizontal	Pass
1**	1162.100	27.72	-18.03	54.0	-26.28	AV	360.00	150	Horizontal	Pass
2	2793.200	44.69	-10.66	74.0	-29.31	Peak	37.00	150	Horizontal	Pass
2**	2793.200	36.58	-10.66	54.0	-17.42	AV	37.00	150	Horizontal	Pass
3	4802.200	51.59	-2.61	74.0	-22.41	Peak	359.00	150	Horizontal	Pass
3**	4802.200	42.65	-2.61	54.0	-11.35	AV	359.00	150	Horizontal	Pass
4	5202.800	104.78	-2.57	--	--	Peak	222.00	150	Horizontal	N/A
4**	5202.800	97.27	-2.57	--	--	AV	222.00	150	Horizontal	N/A
5	7356.788	49.91	-4.15	74.0	-24.09	Peak	257.00	150	Horizontal	Pass
5**	7356.788	40.83	-4.15	54.0	-13.17	AV	257.00	150	Horizontal	Pass
6	12226.175	53.10	1.31	74.0	-20.90	Peak	93.00	150	Horizontal	Pass
6**	12226.175	43.68	1.31	54.0	-10.32	AV	93.00	150	Horizontal	Pass

11ac80, U-NII-1, 1 GHz to 18 GHz, Middle Channel, ANT V

No.	Frequency (MHz)	Results (dBuV/m)	Factor (dB)	Limit (dBuV/m)	Over Limit (dB)	Detector	Table (Degree)	Height (cm)	Antenna	Verdict
1	1162.000	41.90	-18.03	74.0	-32.10	Peak	276.00	150	Vertical	Pass
1**	1162.000	28.36	-18.03	54.0	-25.64	AV	276.00	150	Vertical	Pass
2	2776.900	49.47	-10.44	74.0	-24.53	Peak	117.00	150	Vertical	Pass
2**	2776.900	40.36	-10.44	54.0	-13.64	AV	117.00	150	Vertical	Pass
3	4803.800	51.77	-2.73	74.0	-22.23	Peak	21.00	150	Vertical	Pass
3**	4803.800	43.16	-2.73	54.0	-10.84	AV	21.00	150	Vertical	Pass
4	5201.000	93.42	-2.60	--	--	Peak	132.00	150	Vertical	N/A
4**	5201.000	84.77	-2.60	--	--	AV	132.00	150	Vertical	N/A
5	7580.463	49.35	-3.44	74.0	-24.65	Peak	257.00	150	Vertical	Pass
5**	7580.463	39.74	-3.44	54.0	-14.26	AV	257.00	150	Vertical	Pass
6	11630.474	53.04	-0.20	74.0	-20.96	Peak	328.00	150	Vertical	Pass
6**	11630.474	43.09	-0.20	54.0	-10.91	AV	328.00	150	Vertical	Pass

11a, U-NII-2A, 1 GHz to 18 GHz, Low Channel, ANT H

No.	Frequency (MHz)	Results (dBuV/m)	Factor (dB)	Limit (dBuV/m)	Over Limit (dB)	Detector	Table (Degree)	Height (cm)	Antenna	Verdict
1	1163.500	39.80	-18.05	74.0	-34.20	Peak	355.00	150	Horizontal	Pass
1**	1163.500	31.97	-18.05	54.0	-22.03	AV	355.00	150	Horizontal	Pass
2	2780.700	44.01	-10.41	74.0	-29.99	Peak	103.00	150	Horizontal	Pass
2**	2780.700	34.83	-10.41	54.0	-19.17	AV	103.00	150	Horizontal	Pass
3	4800.400	51.88	-2.56	74.0	-22.12	Peak	232.00	150	Horizontal	Pass
3**	4800.400	43.59	-2.56	54.0	-10.41	AV	232.00	150	Horizontal	Pass
4	5257.600	110.58	-2.90	--	--	Peak	220.00	150	Horizontal	N/A
4**	5257.600	103.66	-2.90	--	--	AV	220.00	150	Horizontal	N/A
5	7330.050	49.18	-3.60	74.0	-24.82	Peak	256.00	150	Horizontal	Pass
5**	7330.050	40.33	-3.60	54.0	-13.67	AV	256.00	150	Horizontal	Pass
6	12290.288	53.70	1.66	74.0	-20.30	Peak	42.00	150	Horizontal	Pass
6**	12290.288	44.00	1.66	54.0	-10.00	AV	42.00	150	Horizontal	Pass

11a, U-NII-2A, 1 GHz to 18 GHz, Low Channel, ANT V

No.	Frequency (MHz)	Results (dBuV/m)	Factor (dB)	Limit (dBuV/m)	Over Limit (dB)	Detector	Table (Degree)	Height (cm)	Antenna	Verdict
1	1165.600	41.69	-18.13	74.0	-32.31	Peak	82.00	150	Vertical	Pass
1**	1165.600	28.99	-18.13	54.0	-25.01	AV	82.00	150	Vertical	Pass
2	2747.300	44.30	-10.92	74.0	-29.70	Peak	49.00	150	Vertical	Pass
2**	2747.300	34.88	-10.92	54.0	-19.12	AV	49.00	150	Vertical	Pass
3	4902.800	52.41	-2.67	74.0	-21.59	Peak	360.00	150	Vertical	Pass
3**	4902.800	42.73	-2.67	54.0	-11.27	AV	360.00	150	Vertical	Pass
4	5259.000	98.68	-2.88	--	--	Peak	321.00	150	Vertical	N/A
4**	5259.000	90.76	-2.88	--	--	AV	321.00	150	Vertical	N/A
5	7469.200	49.83	-3.83	74.0	-24.17	Peak	57.00	150	Vertical	Pass
5**	7469.200	39.99	-3.83	54.0	-14.01	AV	57.00	150	Vertical	Pass
6	11654.912	53.30	-0.03	74.0	-20.70	Peak	0.00	150	Vertical	Pass
6**	11654.912	43.28	-0.03	54.0	-10.72	AV	0.00	150	Vertical	Pass

11a, U-NII-2A, 1 GHz to 18 GHz, Middle Channel, ANT H

No.	Frequency (MHz)	Results (dBuV/m)	Factor (dB)	Limit (dBuV/m)	Over Limit (dB)	Detector	Table (Degree)	Height (cm)	Antenna	Verdict
1	1165.000	40.55	-18.10	74.0	-33.45	Peak	360.00	150	Horizontal	Pass
1**	1165.000	27.65	-18.10	54.0	-26.35	AV	360.00	150	Horizontal	Pass
2	2748.200	43.65	-10.91	74.0	-30.35	Peak	10.00	150	Horizontal	Pass
2**	2748.200	34.47	-10.91	54.0	-19.53	AV	10.00	150	Horizontal	Pass
3	4889.200	52.30	-3.23	74.0	-21.70	Peak	121.00	150	Horizontal	Pass
3**	4889.200	42.52	-3.23	54.0	-11.48	AV	121.00	150	Horizontal	Pass
4	5297.000	111.74	-3.29	--	--	Peak	221.00	150	Horizontal	N/A
4**	5297.000	102.96	-3.29	--	--	AV	221.00	150	Horizontal	N/A
5	7499.675	48.92	-3.73	74.0	-25.08	Peak	0.00	150	Horizontal	Pass
5**	7499.675	39.69	-3.73	54.0	-14.31	AV	0.00	150	Horizontal	Pass
6	12233.362	53.18	1.21	74.0	-20.82	Peak	183.00	150	Horizontal	Pass
6**	12233.362	44.91	1.21	54.0	-9.09	AV	183.00	150	Horizontal	Pass

11a, U-NII-2A, 1 GHz to 18 GHz, Middle Channel, ANT V

No.	Frequency (MHz)	Results (dBuV/m)	Factor (dB)	Limit (dBuV/m)	Over Limit (dB)	Detector	Table (Degree)	Height (cm)	Antenna	Verdict
1	1164.000	42.47	-18.07	74.0	-31.53	Peak	50.00	150	Vertical	Pass
1**	1164.000	33.64	-18.07	54.0	-20.36	AV	50.00	150	Vertical	Pass
2	2829.000	45.36	-10.36	74.0	-28.64	Peak	242.00	150	Vertical	Pass
2**	2829.000	35.54	-10.36	54.0	-18.46	AV	242.00	150	Vertical	Pass
3	4783.600	52.73	-2.96	74.0	-21.27	Peak	33.00	150	Vertical	Pass
3**	4783.600	42.17	-2.96	54.0	-11.83	AV	33.00	150	Vertical	Pass
4	5299.000	98.76	-3.29	--	--	Peak	317.00	150	Vertical	N/A
4**	5299.000	91.75	-3.29	--	--	AV	317.00	150	Vertical	N/A
5	7376.337	49.57	-3.74	74.0	-24.43	Peak	200.00	150	Vertical	Pass
5**	7376.337	39.92	-3.74	54.0	-14.08	AV	200.00	150	Vertical	Pass
6	12209.787	53.96	1.01	74.0	-20.04	Peak	360.00	150	Vertical	Pass
6**	12209.787	44.08	1.01	54.0	-9.92	AV	360.00	150	Vertical	Pass

11a, U-NII-2A, 1 GHz to 18 GHz, High Channel, ANT H

No.	Frequency (MHz)	Results (dBuV/m)	Factor (dB)	Limit (dBuV/m)	Over Limit (dB)	Detector	Table (Degree)	Height (cm)	Antenna	Verdict
1	1163.500	40.39	-18.05	74.0	-33.61	Peak	0.00	150	Horizontal	Pass
1**	1163.500	28.47	-18.05	54.0	-25.53	AV	0.00	150	Horizontal	Pass
2	2808.100	43.98	-10.30	74.0	-30.02	Peak	125.00	150	Horizontal	Pass
2**	2808.100	34.74	-10.30	54.0	-19.26	AV	125.00	150	Horizontal	Pass
3	4895.600	52.16	-3.01	74.0	-21.84	Peak	159.00	150	Horizontal	Pass
3**	4895.600	42.29	-3.01	54.0	-11.71	AV	159.00	150	Horizontal	Pass
4	5318.600	111.98	-2.78	--	--	Peak	223.00	150	Horizontal	N/A
4**	5318.600	104.41	-2.78	--	--	AV	223.00	150	Horizontal	N/A
5	7323.438	48.97	-3.60	74.0	-25.03	Peak	111.00	150	Horizontal	Pass
5**	7323.438	39.70	-3.60	54.0	-14.30	AV	111.00	150	Horizontal	Pass
6	12213.812	53.82	1.15	74.0	-20.18	Peak	3.00	150	Horizontal	Pass
6**	12213.812	43.99	1.15	54.0	-10.01	AV	3.00	150	Horizontal	Pass

11a, U-NII-2A, 1 GHz to 18 GHz, High Channel, ANT V

No.	Frequency (MHz)	Results (dBuV/m)	Factor (dB)	Limit (dBuV/m)	Over Limit (dB)	Detector	Table (Degree)	Height (cm)	Antenna	Verdict
1	1165.400	40.94	-18.12	74.0	-33.06	Peak	56.00	150	Vertical	Pass
1**	1165.400	33.48	-18.12	54.0	-20.52	AV	56.00	150	Vertical	Pass
2	2819.800	46.47	-10.20	74.0	-27.53	Peak	227.00	150	Vertical	Pass
2**	2819.800	34.86	-10.20	54.0	-19.14	AV	227.00	150	Vertical	Pass
3	4790.200	51.65	-2.76	74.0	-22.35	Peak	249.00	150	Vertical	Pass
3**	4790.200	42.44	-2.76	54.0	-11.56	AV	249.00	150	Vertical	Pass
4	5318.400	97.96	-2.79	--	--	Peak	312.00	150	Vertical	N/A
4**	5318.400	90.97	-2.79	--	--	AV	312.00	150	Vertical	N/A
5	7370.013	49.98	-4.05	74.0	-24.02	Peak	129.00	150	Vertical	Pass
5**	7370.013	40.10	-4.05	54.0	-13.90	AV	129.00	150	Vertical	Pass
6	12215.537	53.83	1.19	74.0	-20.17	Peak	75.00	150	Vertical	Pass
6**	12215.537	43.76	1.19	54.0	-10.24	AV	75.00	150	Vertical	Pass

11n20, U-NII-2A, 1 GHz to 18 GHz, Low Channel, ANT H

No.	Frequency (MHz)	Results (dBuV/m)	Factor (dB)	Limit (dBuV/m)	Over Limit (dB)	Detector	Table (Degree)	Height (cm)	Antenna	Verdict
1	1161.900	40.99	-18.03	74.0	-33.01	Peak	0.00	150	Horizontal	Pass
1**	1161.900	27.38	-18.03	54.0	-26.62	AV	0.00	150	Horizontal	Pass
2	2819.100	44.07	-10.21	74.0	-29.93	Peak	298.00	150	Horizontal	Pass
2**	2819.100	34.33	-10.21	54.0	-19.67	AV	298.00	150	Horizontal	Pass
3	4817.400	51.92	-3.25	74.0	-22.08	Peak	275.00	150	Horizontal	Pass
3**	4817.400	42.91	-3.25	54.0	-11.09	AV	275.00	150	Horizontal	Pass
4	5259.200	110.18	-2.88	--	--	Peak	138.00	150	Horizontal	N/A
4**	5259.200	103.31	-2.88	--	--	AV	138.00	150	Horizontal	N/A
5	7499.100	48.93	-3.68	74.0	-25.07	Peak	219.00	150	Horizontal	Pass
5**	7499.100	40.68	-3.68	54.0	-13.32	AV	219.00	150	Horizontal	Pass
6	12284.826	53.46	1.78	74.0	-20.54	Peak	237.00	150	Horizontal	Pass
6**	12284.826	43.94	1.78	54.0	-10.06	AV	237.00	150	Horizontal	Pass

11n20, U-NII-2A, 1 GHz to 18 GHz, Low Channel, ANT V

No.	Frequency (MHz)	Results (dBuV/m)	Factor (dB)	Limit (dBuV/m)	Over Limit (dB)	Detector	Table (Degree)	Height (cm)	Antenna	Verdict
1	1161.800	42.25	-18.03	74.0	-31.75	Peak	81.00	150	Vertical	Pass
1**	1161.800	35.73	-18.03	54.0	-18.27	AV	81.00	150	Vertical	Pass
2	2827.400	45.36	-10.30	74.0	-28.64	Peak	227.00	150	Vertical	Pass
2**	2827.400	36.03	-10.30	54.0	-17.97	AV	227.00	150	Vertical	Pass
3	4973.000	52.18	-3.03	74.0	-21.82	Peak	360.00	150	Vertical	Pass
3**	4973.000	42.71	-3.03	54.0	-11.29	AV	360.00	150	Vertical	Pass
4	5258.400	98.37	-2.89	--	--	Peak	316.00	150	Vertical	N/A
4**	5258.400	90.73	-2.89	--	--	AV	316.00	150	Vertical	N/A
5	7356.500	49.47	-4.13	74.0	-24.53	Peak	308.00	150	Vertical	Pass
5**	7356.500	40.22	-4.13	54.0	-13.78	AV	308.00	150	Vertical	Pass
6	12224.451	53.40	1.30	74.0	-20.60	Peak	328.00	150	Vertical	Pass
6**	12224.451	44.69	1.30	54.0	-9.31	AV	328.00	150	Vertical	Pass

11n20, U-NII-2A, 1 GHz to 18 GHz, Middle Channel, ANT H

No.	Frequency (MHz)	Results (dBuV/m)	Factor (dB)	Limit (dBuV/m)	Over Limit (dB)	Detector	Table (Degree)	Height (cm)	Antenna	Verdict
1	1161.500	39.43	-18.03	74.0	-34.57	Peak	360.00	150	Horizontal	Pass
1**	1161.500	27.95	-18.03	54.0	-26.05	AV	360.00	150	Horizontal	Pass
2	2840.400	44.08	-10.24	74.0	-29.92	Peak	323.00	150	Horizontal	Pass
2**	2840.400	35.37	-10.24	54.0	-18.63	AV	323.00	150	Horizontal	Pass
3	4824.800	51.44	-3.42	74.0	-22.56	Peak	134.00	150	Horizontal	Pass
3**	4824.800	41.96	-3.42	54.0	-12.04	AV	134.00	150	Horizontal	Pass
4	5298.400	111.46	-3.27	--	--	Peak	225.00	150	Horizontal	N/A
4**	5298.400	103.99	-3.27	--	--	AV	225.00	150	Horizontal	N/A
5	7454.250	49.43	-3.90	74.0	-24.57	Peak	0.00	150	Horizontal	Pass
5**	7454.250	40.55	-3.90	54.0	-13.45	AV	0.00	150	Horizontal	Pass
6	12262.688	52.94	1.19	74.0	-21.06	Peak	2.00	150	Horizontal	Pass
6**	12262.688	44.50	1.19	54.0	-9.50	AV	2.00	150	Horizontal	Pass

11n20, U-NII-2A, 1 GHz to 18 GHz, Middle Channel, ANT V

No.	Frequency (MHz)	Results (dBuV/m)	Factor (dB)	Limit (dBuV/m)	Over Limit (dB)	Detector	Table (Degree)	Height (cm)	Antenna	Verdict
1	1164.700	41.50	-18.09	74.0	-32.50	Peak	59.00	150	Vertical	Pass
1**	1164.700	31.96	-18.09	54.0	-22.04	AV	59.00	150	Vertical	Pass
2	2825.100	45.73	-10.30	74.0	-28.27	Peak	43.00	150	Vertical	Pass
2**	2825.100	36.10	-10.30	54.0	-17.90	AV	43.00	150	Vertical	Pass
3	4774.600	51.78	-2.97	74.0	-22.22	Peak	35.00	150	Vertical	Pass
3**	4774.600	42.79	-2.97	54.0	-11.21	AV	35.00	150	Vertical	Pass
4	5297.000	98.49	-3.29	--	--	Peak	305.00	150	Vertical	N/A
4**	5297.000	90.80	-3.29	--	--	AV	305.00	150	Vertical	N/A
5	7351.325	48.87	-3.86	74.0	-25.13	Peak	360.00	150	Vertical	Pass
5**	7351.325	40.65	-3.86	54.0	-13.35	AV	360.00	150	Vertical	Pass
6	11934.937	52.83	1.69	74.0	-21.17	Peak	92.00	150	Vertical	Pass
6**	11934.937	44.24	1.69	54.0	-9.76	AV	92.00	150	Vertical	Pass

11n20, U-NII-2A, 1 GHz to 18 GHz, High Channel, ANT H

No.	Frequency (MHz)	Results (dBuV/m)	Factor (dB)	Limit (dBuV/m)	Over Limit (dB)	Detector	Table (Degree)	Height (cm)	Antenna	Verdict
1	1163.200	39.89	-18.04	74.0	-34.11	Peak	360.00	150	Horizontal	Pass
1**	1163.200	28.67	-18.04	54.0	-25.33	AV	360.00	150	Horizontal	Pass
2	2750.500	44.50	-10.77	74.0	-29.50	Peak	209.00	150	Horizontal	Pass
2**	2750.500	34.56	-10.77	54.0	-19.44	AV	209.00	150	Horizontal	Pass
3	4799.600	51.78	-2.55	74.0	-22.22	Peak	298.00	150	Horizontal	Pass
3**	4799.600	42.25	-2.55	54.0	-11.75	AV	298.00	150	Horizontal	Pass
4	5321.400	111.80	-2.77	--	--	Peak	209.00	150	Horizontal	N/A
4**	5321.400	103.75	-2.77	--	--	AV	209.00	150	Horizontal	N/A
5	7616.688	49.80	-2.88	74.0	-24.20	Peak	360.00	150	Horizontal	Pass
5**	7616.688	40.52	-2.88	54.0	-13.48	AV	360.00	150	Horizontal	Pass
6	12210.938	52.97	1.05	74.0	-21.03	Peak	202.00	150	Horizontal	Pass
6**	12210.938	43.48	1.05	54.0	-10.52	AV	202.00	150	Horizontal	Pass

11n20, U-NII-2A, 1 GHz to 18 GHz, High Channel, ANT V

No.	Frequency (MHz)	Results (dBuV/m)	Factor (dB)	Limit (dBuV/m)	Over Limit (dB)	Detector	Table (Degree)	Height (cm)	Antenna	Verdict
1	1166.600	41.44	-18.17	74.0	-32.56	Peak	88.00	150	Vertical	Pass
1**	1166.600	35.13	-18.17	54.0	-18.87	AV	88.00	150	Vertical	Pass
2	2821.800	46.81	-10.23	74.0	-27.19	Peak	224.00	150	Vertical	Pass
2**	2821.800	34.35	-10.23	54.0	-19.65	AV	224.00	150	Vertical	Pass
3	4729.600	51.70	-3.92	74.0	-22.30	Peak	58.00	150	Vertical	Pass
3**	4729.600	42.32	-3.92	54.0	-11.68	AV	58.00	150	Vertical	Pass
4	5318.800	98.95	-2.78	--	--	Peak	311.00	150	Vertical	N/A
4**	5318.800	90.87	-2.78	--	--	AV	311.00	150	Vertical	N/A
5	7339.537	49.43	-3.50	74.0	-24.57	Peak	183.00	150	Vertical	Pass
5**	7339.537	40.29	-3.50	54.0	-13.71	AV	183.00	150	Vertical	Pass
6	12452.725	53.62	1.89	74.0	-20.38	Peak	200.00	150	Vertical	Pass
6**	12452.725	44.47	1.89	54.0	-9.53	AV	200.00	150	Vertical	Pass

11n40, U-NII-2A, 1 GHz to 18 GHz, Low Channel, ANT H

No.	Frequency (MHz)	Results (dBuV/m)	Factor (dB)	Limit (dBuV/m)	Over Limit (dB)	Detector	Table (Degree)	Height (cm)	Antenna	Verdict
1	1166.000	39.57	-18.15	74.0	-34.43	Peak	0.00	150	Horizontal	Pass
1**	1166.000	31.97	-18.15	54.0	-22.03	AV	0.00	150	Horizontal	Pass
2	2814.000	44.65	-10.03	74.0	-29.35	Peak	360.00	150	Horizontal	Pass
2**	2814.000	34.73	-10.03	54.0	-19.27	AV	360.00	150	Horizontal	Pass
3	4798.000	52.01	-2.57	74.0	-21.99	Peak	172.00	150	Horizontal	Pass
3**	4798.000	42.82	-2.57	54.0	-11.18	AV	172.00	150	Horizontal	Pass
4	5275.400	107.37	-3.01	--	--	Peak	222.00	150	Horizontal	N/A
4**	5275.400	99.05	-3.01	--	--	AV	222.00	150	Horizontal	N/A
5	7337.812	49.82	-3.55	74.0	-24.18	Peak	345.00	150	Horizontal	Pass
5**	7337.812	40.11	-3.55	54.0	-13.89	AV	345.00	150	Horizontal	Pass
6	11937.237	53.03	1.69	74.0	-20.97	Peak	292.00	150	Horizontal	Pass
6**	11937.237	43.52	1.69	54.0	-10.48	AV	292.00	150	Horizontal	Pass

11n40, U-NII-2A, 1 GHz to 18 GHz, Low Channel, ANT V

No.	Frequency (MHz)	Results (dBuV/m)	Factor (dB)	Limit (dBuV/m)	Over Limit (dB)	Detector	Table (Degree)	Height (cm)	Antenna	Verdict
1	1164.800	42.09	-18.09	74.0	-31.91	Peak	69.00	150	Vertical	Pass
1**	1164.800	28.52	-18.09	54.0	-25.48	AV	69.00	150	Vertical	Pass
2	2825.500	45.60	-10.29	74.0	-28.40	Peak	245.00	150	Vertical	Pass
2**	2825.500	37.29	-10.29	54.0	-16.71	AV	245.00	150	Vertical	Pass
3	4918.400	51.81	-2.33	74.0	-22.19	Peak	135.00	150	Vertical	Pass
3**	4918.400	42.68	-2.33	54.0	-11.32	AV	135.00	150	Vertical	Pass
4	5273.400	94.14	-3.04	--	--	Peak	314.00	150	Vertical	N/A
4**	5273.400	87.14	-3.04	--	--	AV	314.00	150	Vertical	N/A
5	7339.250	49.43	-3.51	74.0	-24.57	Peak	165.00	150	Vertical	Pass
5**	7339.250	40.23	-3.51	54.0	-13.77	AV	165.00	150	Vertical	Pass
6	12288.850	53.47	1.69	74.0	-20.53	Peak	0.00	150	Vertical	Pass
6**	12288.850	43.87	1.69	54.0	-10.13	AV	0.00	150	Vertical	Pass

11n40, U-NII-2A, 1 GHz to 18 GHz, High Channel, ANT H

No.	Frequency (MHz)	Results (dBuV/m)	Factor (dB)	Limit (dBuV/m)	Over Limit (dB)	Detector	Table (Degree)	Height (cm)	Antenna	Verdict
1	1164.500	40.58	-18.08	74.0	-33.42	Peak	356.00	150	Horizontal	Pass
1**	1164.500	32.12	-18.08	54.0	-21.88	AV	356.00	150	Horizontal	Pass
2	2778.200	44.20	-10.42	74.0	-29.80	Peak	108.00	150	Horizontal	Pass
2**	2778.200	35.01	-10.42	54.0	-18.99	AV	108.00	150	Horizontal	Pass
3	4901.800	52.23	-2.73	74.0	-21.77	Peak	9.00	150	Horizontal	Pass
3**	4901.800	42.63	-2.73	54.0	-11.37	AV	9.00	150	Horizontal	Pass
4	5308.200	108.52	-2.94	--	--	Peak	213.00	150	Horizontal	N/A
4**	5308.200	99.97	-2.94	--	--	AV	213.00	150	Horizontal	N/A
5	7488.750	49.29	-4.05	74.0	-24.71	Peak	346.00	150	Horizontal	Pass
5**	7488.750	39.49	-4.05	54.0	-14.51	AV	346.00	150	Horizontal	Pass
6	11633.925	53.64	-0.21	74.0	-20.36	Peak	0.00	150	Horizontal	Pass
6**	11633.925	44.23	-0.21	54.0	-9.77	AV	0.00	150	Horizontal	Pass

11n40, U-NII-2A, 1 GHz to 18 GHz, High Channel, ANT V

No.	Frequency (MHz)	Results (dBuV/m)	Factor (dB)	Limit (dBuV/m)	Over Limit (dB)	Detector	Table (Degree)	Height (cm)	Antenna	Verdict
1	1164.700	40.67	-18.09	74.0	-33.33	Peak	298.00	150	Vertical	Pass
1**	1164.700	31.49	-18.09	54.0	-22.51	AV	298.00	150	Vertical	Pass
2	2824.100	46.45	-10.32	74.0	-27.55	Peak	247.00	150	Vertical	Pass
2**	2824.100	37.37	-10.32	54.0	-16.63	AV	247.00	150	Vertical	Pass
3	4912.000	52.32	-2.34	74.0	-21.68	Peak	254.00	150	Vertical	Pass
3**	4912.000	42.83	-2.34	54.0	-11.17	AV	254.00	150	Vertical	Pass
4	5305.400	95.10	-3.02	--	--	Peak	318.00	150	Vertical	N/A
4**	5305.400	87.89	-3.02	--	--	AV	318.00	150	Vertical	N/A
5	7334.938	49.61	-3.40	74.0	-24.39	Peak	74.00	150	Vertical	Pass
5**	7334.938	40.31	-3.40	54.0	-13.69	AV	74.00	150	Vertical	Pass
6	12287.700	53.44	1.72	74.0	-20.56	Peak	291.00	150	Vertical	Pass
6**	12287.700	44.47	1.72	54.0	-9.53	AV	291.00	150	Vertical	Pass

11ac20, U-NII-2A, 1 GHz to 18 GHz, Low Channel, ANT H

No.	Frequency (MHz)	Results (dBuV/m)	Factor (dB)	Limit (dBuV/m)	Over Limit (dB)	Detector	Table (Degree)	Height (cm)	Antenna	Verdict
1	1163.200	39.12	-18.04	74.0	-34.88	Peak	347.00	150	Horizontal	Pass
1**	1163.200	30.00	-18.04	54.0	-24.00	AV	347.00	150	Horizontal	Pass
2	2860.000	44.46	-10.20	74.0	-29.54	Peak	298.00	150	Horizontal	Pass
2**	2860.000	34.25	-10.20	54.0	-19.75	AV	298.00	150	Horizontal	Pass
3	4812.800	51.97	-3.06	74.0	-22.03	Peak	303.00	150	Horizontal	Pass
3**	4812.800	43.82	-3.06	54.0	-10.18	AV	303.00	150	Horizontal	Pass
4	5261.400	109.54	-3.12	--	--	Peak	238.00	150	Horizontal	N/A
4**	5261.400	102.54	-3.12	--	--	AV	238.00	150	Horizontal	N/A
5	7359.088	49.98	-4.08	74.0	-24.02	Peak	53.00	150	Horizontal	Pass
5**	7359.088	39.95	-4.08	54.0	-14.05	AV	53.00	150	Horizontal	Pass
6	11715.863	53.82	0.76	74.0	-20.18	Peak	91.00	150	Horizontal	Pass
6**	11715.863	45.15	0.76	54.0	-8.85	AV	91.00	150	Horizontal	Pass

11ac20, U-NII-2A, 1 GHz to 18 GHz, Low Channel, ANT V

No.	Frequency (MHz)	Results (dBuV/m)	Factor (dB)	Limit (dBuV/m)	Over Limit (dB)	Detector	Table (Degree)	Height (cm)	Antenna	Verdict
1	1165.400	41.40	-18.12	74.0	-32.60	Peak	274.00	150	Vertical	Pass
1**	1165.400	29.13	-18.12	54.0	-24.87	AV	274.00	150	Vertical	Pass
2	2807.100	49.39	-10.31	74.0	-24.61	Peak	30.00	150	Vertical	Pass
2**	2807.100	42.84	-10.31	54.0	-11.16	AV	30.00	150	Vertical	Pass
3	4797.200	51.57	-2.63	74.0	-22.43	Peak	72.00	150	Vertical	Pass
3**	4797.200	43.85	-2.63	54.0	-10.15	AV	72.00	150	Vertical	Pass
4	5257.600	98.58	-2.90	--	--	Peak	324.00	150	Vertical	N/A
4**	5257.600	89.66	-2.90	--	--	AV	324.00	150	Vertical	N/A
5	7617.263	49.31	-2.89	74.0	-24.69	Peak	273.00	150	Vertical	Pass
5**	7617.263	40.07	-2.89	54.0	-13.93	AV	273.00	150	Vertical	Pass
6	12267.288	53.81	1.36	74.0	-20.19	Peak	327.00	150	Vertical	Pass
6**	12267.288	44.05	1.36	54.0	-9.95	AV	327.00	150	Vertical	Pass

11ac20, U-NII-2A, 1 GHz to 18 GHz, Middle Channel, ANT H

No.	Frequency (MHz)	Results (dBuV/m)	Factor (dB)	Limit (dBuV/m)	Over Limit (dB)	Detector	Table (Degree)	Height (cm)	Antenna	Verdict
1	1165.200	40.18	-18.11	74.0	-33.82	Peak	0.00	150	Horizontal	Pass
1**	1165.200	27.91	-18.11	54.0	-26.09	AV	0.00	150	Horizontal	Pass
2	2780.700	44.19	-10.41	74.0	-29.81	Peak	229.00	150	Horizontal	Pass
2**	2780.700	34.32	-10.41	54.0	-19.68	AV	229.00	150	Horizontal	Pass
3	4916.000	52.21	-2.32	74.0	-21.79	Peak	360.00	150	Horizontal	Pass
3**	4916.000	43.00	-2.32	54.0	-11.00	AV	360.00	150	Horizontal	Pass
4	5298.000	111.50	-3.25	--	--	Peak	213.00	150	Horizontal	N/A
4**	5298.000	103.94	-3.25	--	--	AV	213.00	150	Horizontal	N/A
5	7667.288	50.59	-2.36	74.0	-23.41	Peak	200.00	150	Horizontal	Pass
5**	7667.288	39.49	-2.36	54.0	-14.51	AV	200.00	150	Horizontal	Pass
6	12262.974	53.44	1.20	74.0	-20.56	Peak	36.00	150	Horizontal	Pass
6**	12262.974	43.96	1.20	54.0	-10.04	AV	36.00	150	Horizontal	Pass

11ac20, U-NII-2A, 1 GHz to 18 GHz, Middle Channel, ANT V

No.	Frequency (MHz)	Results (dBuV/m)	Factor (dB)	Limit (dBuV/m)	Over Limit (dB)	Detector	Table (Degree)	Height (cm)	Antenna	Verdict
1	1166.800	43.21	-18.18	74.0	-30.79	Peak	81.00	150	Vertical	Pass
1**	1166.800	28.26	-18.18	54.0	-25.74	AV	81.00	150	Vertical	Pass
2	2824.300	45.13	-10.33	74.0	-28.87	Peak	224.00	150	Vertical	Pass
2**	2824.300	34.97	-10.33	54.0	-19.03	AV	224.00	150	Vertical	Pass
3	4799.600	52.25	-2.55	74.0	-21.75	Peak	327.00	150	Vertical	Pass
3**	4799.600	44.45	-2.55	54.0	-9.55	AV	327.00	150	Vertical	Pass
4	5298.200	98.27	-3.26	--	--	Peak	315.00	150	Vertical	N/A
4**	5298.200	90.25	-3.26	--	--	AV	315.00	150	Vertical	N/A
5	7562.062	49.51	-3.07	74.0	-24.49	Peak	251.00	150	Vertical	Pass
5**	7562.062	39.42	-3.07	54.0	-14.58	AV	251.00	150	Vertical	Pass
6	11934.650	53.45	1.68	74.0	-20.55	Peak	288.00	150	Vertical	Pass
6**	11934.650	43.98	1.68	54.0	-10.02	AV	288.00	150	Vertical	Pass

11ac20, U-NII-2A, 1 GHz to 18 GHz, High Channel, ANT H

No.	Frequency (MHz)	Results (dBuV/m)	Factor (dB)	Limit (dBuV/m)	Over Limit (dB)	Detector	Table (Degree)	Height (cm)	Antenna	Verdict
1	1163.400	40.33	-18.05	74.0	-33.67	Peak	347.00	150	Horizontal	Pass
1**	1163.400	30.29	-18.05	54.0	-23.71	AV	347.00	150	Horizontal	Pass
2	2796.900	44.40	-10.62	74.0	-29.60	Peak	152.00	150	Horizontal	Pass
2**	2796.900	35.01	-10.62	54.0	-18.99	AV	152.00	150	Horizontal	Pass
3	4769.400	52.21	-3.11	74.0	-21.79	Peak	353.00	150	Horizontal	Pass
3**	4769.400	42.00	-3.11	54.0	-12.00	AV	353.00	150	Horizontal	Pass
4	5321.200	111.30	-2.77	--	--	Peak	238.00	150	Horizontal	N/A
4**	5321.200	104.40	-2.77	--	--	AV	238.00	150	Horizontal	N/A
5	7290.375	49.76	-3.59	74.0	-24.24	Peak	194.00	150	Horizontal	Pass
5**	7290.375	40.53	-3.59	54.0	-13.47	AV	194.00	150	Horizontal	Pass
6	11478.100	53.02	-0.06	74.0	-20.98	Peak	270.00	150	Horizontal	Pass
6**	11478.100	42.79	-0.06	54.0	-11.21	AV	270.00	150	Horizontal	Pass

11ac20, U-NII-2A, 1 GHz to 18 GHz, High Channel, ANT V

No.	Frequency (MHz)	Results (dBuV/m)	Factor (dB)	Limit (dBuV/m)	Over Limit (dB)	Detector	Table (Degree)	Height (cm)	Antenna	Verdict
1	1165.800	42.06	-18.14	74.0	-31.94	Peak	83.00	150	Vertical	Pass
1**	1165.800	29.62	-18.14	54.0	-24.38	AV	83.00	150	Vertical	Pass
2	2828.800	47.58	-10.36	74.0	-26.42	Peak	39.00	150	Vertical	Pass
2**	2828.800	35.49	-10.36	54.0	-18.51	AV	39.00	150	Vertical	Pass
3	4817.800	52.33	-3.27	74.0	-21.67	Peak	360.00	150	Vertical	Pass
3**	4817.800	42.25	-3.27	54.0	-11.75	AV	360.00	150	Vertical	Pass
4	5321.200	97.97	-2.77	--	--	Peak	287.00	150	Vertical	N/A
4**	5321.200	90.27	-2.77	--	--	AV	287.00	150	Vertical	N/A
5	7336.375	49.29	-3.43	74.0	-24.71	Peak	345.00	150	Vertical	Pass
5**	7336.375	40.13	-3.43	54.0	-13.87	AV	345.00	150	Vertical	Pass
6	11934.650	53.85	1.68	74.0	-20.15	Peak	360.00	150	Vertical	Pass
6**	11934.650	43.59	1.68	54.0	-10.41	AV	360.00	150	Vertical	Pass

11ac40, U-NII-2A, 1 GHz to 18 GHz, Low Channel, ANT H

No.	Frequency (MHz)	Results (dBuV/m)	Factor (dB)	Limit (dBuV/m)	Over Limit (dB)	Detector	Table (Degree)	Height (cm)	Antenna	Verdict
1	1166.600	39.58	-18.17	74.0	-34.42	Peak	355.00	150	Horizontal	Pass
1**	1166.600	27.73	-18.17	54.0	-26.27	AV	355.00	150	Horizontal	Pass
2	2767.300	44.30	-10.74	74.0	-29.70	Peak	318.00	150	Horizontal	Pass
2**	2767.300	35.05	-10.74	54.0	-18.95	AV	318.00	150	Horizontal	Pass
3	4808.400	51.55	-2.96	74.0	-22.45	Peak	329.00	150	Horizontal	Pass
3**	4808.400	42.81	-2.96	54.0	-11.19	AV	329.00	150	Horizontal	Pass
4	5267.600	107.40	-3.03	--	--	Peak	215.00	150	Horizontal	N/A
4**	5267.600	100.15	-3.03	--	--	AV	215.00	150	Horizontal	N/A
5	7466.612	49.16	-3.82	74.0	-24.84	Peak	34.00	150	Horizontal	Pass
5**	7466.612	39.83	-3.82	54.0	-14.17	AV	34.00	150	Horizontal	Pass
6	12200.013	53.45	0.68	74.0	-20.55	Peak	346.00	150	Horizontal	Pass
6**	12200.013	42.78	0.68	54.0	-11.22	AV	346.00	150	Horizontal	Pass

11ac40, U-NII-2A, 1 GHz to 18 GHz, Low Channel, ANT V

No.	Frequency (MHz)	Results (dBuV/m)	Factor (dB)	Limit (dBuV/m)	Over Limit (dB)	Detector	Table (Degree)	Height (cm)	Antenna	Verdict
1	1163.200	41.66	-18.04	74.0	-32.34	Peak	80.00	150	Vertical	Pass
1**	1163.200	32.19	-18.04	54.0	-21.81	AV	80.00	150	Vertical	Pass
2	2823.300	46.43	-10.29	74.0	-27.57	Peak	234.00	150	Vertical	Pass
2**	2823.300	34.44	-10.29	54.0	-19.56	AV	234.00	150	Vertical	Pass
3	4852.200	52.52	-3.25	74.0	-21.48	Peak	301.00	150	Vertical	Pass
3**	4852.200	43.15	-3.25	54.0	-10.85	AV	301.00	150	Vertical	Pass
4	5268.400	94.54	-3.05	--	--	Peak	313.00	150	Vertical	N/A
4**	5268.400	86.48	-3.05	--	--	AV	313.00	150	Vertical	N/A
5	7347.875	49.09	-3.84	74.0	-24.91	Peak	264.00	150	Vertical	Pass
5**	7347.875	40.36	-3.84	54.0	-13.64	AV	264.00	150	Vertical	Pass
6	12007.099	53.81	1.24	74.0	-20.19	Peak	183.00	150	Vertical	Pass
6**	12007.099	42.95	1.24	54.0	-11.05	AV	183.00	150	Vertical	Pass

11ac40, U-NII-2A, 1 GHz to 18 GHz, High Channel, ANT H

No.	Frequency (MHz)	Results (dBuV/m)	Factor (dB)	Limit (dBuV/m)	Over Limit (dB)	Detector	Table (Degree)	Height (cm)	Antenna	Verdict
1	1163.200	39.58	-18.04	74.0	-34.42	Peak	360.00	150	Horizontal	Pass
1**	1163.200	28.14	-18.04	54.0	-25.86	AV	360.00	150	Horizontal	Pass
2	2783.200	45.78	-10.51	74.0	-28.22	Peak	272.00	150	Horizontal	Pass
2**	2783.200	34.24	-10.51	54.0	-19.76	AV	272.00	150	Horizontal	Pass
3	4801.200	51.55	-2.58	74.0	-22.45	Peak	360.00	150	Horizontal	Pass
3**	4801.200	43.85	-2.58	54.0	-10.15	AV	360.00	150	Horizontal	Pass
4	5313.400	107.94	-2.68	--	--	Peak	213.00	150	Horizontal	N/A
4**	5313.400	101.17	-2.68	--	--	AV	213.00	150	Horizontal	N/A
5	7357.938	48.73	-4.11	74.0	-25.27	Peak	179.00	150	Horizontal	Pass
5**	7357.938	40.19	-4.11	54.0	-13.81	AV	179.00	150	Horizontal	Pass
6	12007.099	54.00	1.24	74.0	-20.00	Peak	87.00	150	Horizontal	Pass
6**	12007.099	43.98	1.24	54.0	-10.02	AV	87.00	150	Horizontal	Pass

11ac40, U-NII-2A, 1 GHz to 18 GHz, High Channel, ANT V

No.	Frequency (MHz)	Results (dBuV/m)	Factor (dB)	Limit (dBuV/m)	Over Limit (dB)	Detector	Table (Degree)	Height (cm)	Antenna	Verdict
1	1165.500	43.94	-18.12	74.0	-30.06	Peak	88.00	150	Vertical	Pass
1**	1165.500	31.85	-18.12	54.0	-22.15	AV	88.00	150	Vertical	Pass
2	2820.100	45.11	-10.19	74.0	-28.89	Peak	236.00	150	Vertical	Pass
2**	2820.100	34.65	-10.19	54.0	-19.35	AV	236.00	150	Vertical	Pass
3	5014.800	52.29	-3.21	74.0	-21.71	Peak	9.00	150	Vertical	Pass
3**	5014.800	42.74	-3.21	54.0	-11.26	AV	9.00	150	Vertical	Pass
4	5298.400	95.70	-3.27	--	--	Peak	311.00	150	Vertical	N/A
4**	5298.400	86.45	-3.27	--	--	AV	311.00	150	Vertical	N/A
5	7561.200	49.29	-3.01	74.0	-24.71	Peak	143.00	150	Vertical	Pass
5**	7561.200	39.62	-3.01	54.0	-14.38	AV	143.00	150	Vertical	Pass
6	12279.363	53.78	1.78	74.0	-20.22	Peak	235.00	150	Vertical	Pass
6**	12279.363	44.44	1.78	54.0	-9.56	AV	235.00	150	Vertical	Pass

11ac80, U-NII-2A, 1 GHz to 18 GHz, Middle Channel, ANT H

No.	Frequency (MHz)	Results (dBuV/m)	Factor (dB)	Limit (dBuV/m)	Over Limit (dB)	Detector	Table (Degree)	Height (cm)	Antenna	Verdict
1	1163.500	39.00	-18.05	74.0	-35.00	Peak	360.00	150	Horizontal	Pass
1**	1163.500	29.22	-18.05	54.0	-24.78	AV	360.00	150	Horizontal	Pass
2	2754.500	43.93	-10.75	74.0	-30.07	Peak	160.00	150	Horizontal	Pass
2**	2754.500	34.64	-10.75	54.0	-19.36	AV	160.00	150	Horizontal	Pass
3	4920.600	52.28	-2.49	74.0	-21.72	Peak	73.00	150	Horizontal	Pass
3**	4920.600	43.01	-2.49	54.0	-10.99	AV	73.00	150	Horizontal	Pass
4	5312.600	104.49	-2.67	--	--	Peak	139.00	150	Horizontal	N/A
4**	5312.600	95.99	-2.67	--	--	AV	139.00	150	Horizontal	N/A
5	7362.537	49.36	-4.01	74.0	-24.64	Peak	141.00	150	Horizontal	Pass
5**	7362.537	40.06	-4.01	54.0	-13.94	AV	141.00	150	Horizontal	Pass
6	11924.588	53.50	1.51	74.0	-20.50	Peak	141.00	150	Horizontal	Pass
6**	11924.588	43.56	1.51	54.0	-10.44	AV	141.00	150	Horizontal	Pass

11ac80, U-NII-2A, 1 GHz to 18 GHz, Middle Channel, ANT V

No.	Frequency (MHz)	Results (dBuV/m)	Factor (dB)	Limit (dBuV/m)	Over Limit (dB)	Detector	Table (Degree)	Height (cm)	Antenna	Verdict
1	1163.100	43.46	-18.04	74.0	-30.54	Peak	78.00	150	Vertical	Pass
1**	1163.100	29.92	-18.04	54.0	-24.08	AV	78.00	150	Vertical	Pass
2	2825.700	45.78	-10.28	74.0	-28.22	Peak	238.00	150	Vertical	Pass
2**	2825.700	34.48	-10.28	54.0	-19.52	AV	238.00	150	Vertical	Pass
3	4895.000	51.88	-3.08	74.0	-22.12	Peak	360.00	150	Vertical	Pass
3**	4895.000	43.25	-3.08	54.0	-10.75	AV	360.00	150	Vertical	Pass
4	5287.800	92.85	-3.34	--	--	Peak	314.00	150	Vertical	N/A
4**	5287.800	84.38	-3.34	--	--	AV	314.00	150	Vertical	N/A
5	7468.337	49.46	-3.84	74.0	-24.54	Peak	194.00	150	Vertical	Pass
5**	7468.337	39.41	-3.84	54.0	-14.59	AV	194.00	150	Vertical	Pass
6	12318.463	53.77	1.42	74.0	-20.23	Peak	322.00	150	Vertical	Pass
6**	12318.463	44.24	1.42	54.0	-9.76	AV	322.00	150	Vertical	Pass

11a, U-NII-2C, 1 GHz to 18 GHz, Low Channel, ANT H

No.	Frequency (MHz)	Results (dBuV/m)	Factor (dB)	Limit (dBuV/m)	Over Limit (dB)	Detector	Table (Degree)	Height (cm)	Antenna	Verdict
1	1161.800	39.54	-18.03	74.0	-34.46	Peak	0.00	150	Horizontal	Pass
1**	1161.800	31.90	-18.03	54.0	-22.10	AV	0.00	150	Horizontal	Pass
2	2789.100	44.14	-10.58	74.0	-29.86	Peak	360.00	150	Horizontal	Pass
2**	2789.100	34.86	-10.58	54.0	-19.14	AV	360.00	150	Horizontal	Pass
3	4789.400	51.63	-2.77	74.0	-22.37	Peak	140.00	150	Horizontal	Pass
3**	4789.400	42.94	-2.77	54.0	-11.06	AV	140.00	150	Horizontal	Pass
4	5502.000	111.91	-2.20	--	--	Peak	217.00	150	Horizontal	N/A
4**	5502.000	104.84	-2.20	--	--	AV	217.00	150	Horizontal	N/A
5	7361.962	49.98	-4.01	74.0	-24.02	Peak	65.00	150	Horizontal	Pass
5**	7361.962	39.93	-4.01	54.0	-14.07	AV	65.00	150	Horizontal	Pass
6	12249.750	53.41	0.96	74.0	-20.59	Peak	345.00	150	Horizontal	Pass
6**	12249.750	44.28	0.96	54.0	-9.72	AV	345.00	150	Horizontal	Pass

11a, U-NII-2C, 1 GHz to 18 GHz, Low Channel, ANT V

No.	Frequency (MHz)	Results (dBuV/m)	Factor (dB)	Limit (dBuV/m)	Over Limit (dB)	Detector	Table (Degree)	Height (cm)	Antenna	Verdict
1	1165.100	42.64	-18.11	74.0	-31.36	Peak	88.00	150	Vertical	Pass
1**	1165.100	30.76	-18.11	54.0	-23.24	AV	88.00	150	Vertical	Pass
2	2820.500	45.07	-10.20	74.0	-28.93	Peak	238.00	150	Vertical	Pass
2**	2820.500	34.19	-10.20	54.0	-19.81	AV	238.00	150	Vertical	Pass
3	4917.600	51.90	-2.25	74.0	-22.10	Peak	21.00	150	Vertical	Pass
3**	4917.600	42.73	-2.25	54.0	-11.27	AV	21.00	150	Vertical	Pass
4	5499.200	99.15	-2.09	--	--	Peak	87.00	150	Vertical	N/A
4**	5499.200	91.71	-2.09	--	--	AV	87.00	150	Vertical	N/A
5	7338.962	49.70	-3.52	74.0	-24.30	Peak	0.00	150	Vertical	Pass
5**	7338.962	40.41	-3.52	54.0	-13.59	AV	0.00	150	Vertical	Pass
6	11314.224	53.21	0.45	74.0	-20.79	Peak	193.00	150	Vertical	Pass
6**	11314.224	43.36	0.45	54.0	-10.64	AV	193.00	150	Vertical	Pass

11a, U-NII-2C, 1 GHz to 18 GHz, Middle Channel, ANT H

No.	Frequency (MHz)	Results (dBuV/m)	Factor (dB)	Limit (dBuV/m)	Over Limit (dB)	Detector	Table (Degree)	Height (cm)	Antenna	Verdict
1	1165.400	37.89	-18.12	74.0	-36.11	Peak	360.00	150	Horizontal	Pass
1**	1165.400	30.50	-18.12	54.0	-23.50	AV	360.00	150	Horizontal	Pass
2	2843.300	43.94	-10.28	74.0	-30.06	Peak	144.00	150	Horizontal	Pass
2**	2843.300	35.61	-10.28	54.0	-18.39	AV	144.00	150	Horizontal	Pass
3	4799.600	51.74	-2.55	74.0	-22.26	Peak	360.00	150	Horizontal	Pass
3**	4799.600	42.97	-2.55	54.0	-11.03	AV	360.00	150	Horizontal	Pass
4	5583.600	113.17	-2.37	--	--	Peak	212.00	150	Horizontal	N/A
4**	5583.600	104.30	-2.37	--	--	AV	212.00	150	Horizontal	N/A
5	11472.062	53.17	-0.15	74.0	-20.83	Peak	144.00	150	Horizontal	Pass
5**	11472.062	42.73	-0.15	54.0	-11.27	AV	144.00	150	Horizontal	Pass
6	15842.775	56.12	1.40	74.0	-17.88	Peak	323.00	150	Horizontal	Pass
6**	15842.775	47.18	1.40	54.0	-6.82	AV	323.00	150	Horizontal	Pass

11a, U-NII-2C, 1 GHz to 18 GHz, Middle Channel, ANT V

No.	Frequency (MHz)	Results (dBuV/m)	Factor (dB)	Limit (dBuV/m)	Over Limit (dB)	Detector	Table (Degree)	Height (cm)	Antenna	Verdict
1	1164.400	41.87	-18.08	74.0	-32.13	Peak	85.00	150	Vertical	Pass
1**	1164.400	34.90	-18.08	54.0	-19.10	AV	85.00	150	Vertical	Pass
2	2789.600	43.83	-10.58	74.0	-30.17	Peak	0.00	150	Vertical	Pass
2**	2789.600	35.98	-10.58	54.0	-18.02	AV	0.00	150	Vertical	Pass
3	4856.400	52.07	-3.28	74.0	-21.93	Peak	325.00	150	Vertical	Pass
3**	4856.400	42.18	-3.28	54.0	-11.82	AV	325.00	150	Vertical	Pass
4	5581.400	99.06	-2.29	--	--	Peak	75.00	150	Vertical	N/A
4**	5581.400	91.11	-2.29	--	--	AV	75.00	150	Vertical	N/A
5	11610.063	52.52	-0.06	74.0	-21.48	Peak	211.00	150	Vertical	Pass
5**	11610.063	43.09	-0.06	54.0	-10.91	AV	211.00	150	Vertical	Pass
6	15614.925	56.28	1.48	74.0	-17.72	Peak	35.00	150	Vertical	Pass
6**	15614.925	46.42	1.48	54.0	-7.58	AV	35.00	150	Vertical	Pass

11a, U-NII-2C, 1 GHz to 18 GHz, High Channel, ANT H

No.	Frequency (MHz)	Results (dBuV/m)	Factor (dB)	Limit (dBuV/m)	Over Limit (dB)	Detector	Table (Degree)	Height (cm)	Antenna	Verdict
1	1166.700	38.43	-18.18	74.0	-35.57	Peak	360.00	150	Horizontal	Pass
1**	1166.700	27.81	-18.18	54.0	-26.19	AV	360.00	150	Horizontal	Pass
2	2812.600	43.94	-10.09	74.0	-30.06	Peak	176.00	150	Horizontal	Pass
2**	2812.600	34.42	-10.09	54.0	-19.58	AV	176.00	150	Horizontal	Pass
3	4867.200	52.59	-3.32	74.0	-21.41	Peak	73.00	150	Horizontal	Pass
3**	4867.200	42.24	-3.32	54.0	-11.76	AV	73.00	150	Horizontal	Pass
4	5698.400	111.86	-2.06	--	--	Peak	223.00	150	Horizontal	N/A
4**	5698.400	103.98	-2.06	--	--	AV	223.00	150	Horizontal	N/A
5	11641.975	53.26	-0.22	74.0	-20.74	Peak	125.00	150	Horizontal	Pass
5**	11641.975	43.32	-0.22	54.0	-10.68	AV	125.00	150	Horizontal	Pass
6	15847.763	55.84	1.35	74.0	-18.16	Peak	91.00	150	Horizontal	Pass
6**	15847.763	47.02	1.35	54.0	-6.98	AV	91.00	150	Horizontal	Pass

11a, U-NII-2C, 1 GHz to 18 GHz, High Channel, ANT V

No.	Frequency (MHz)	Results (dBuV/m)	Factor (dB)	Limit (dBuV/m)	Over Limit (dB)	Detector	Table (Degree)	Height (cm)	Antenna	Verdict
1	1161.800	43.26	-18.03	74.0	-30.74	Peak	91.00	150	Vertical	Pass
1**	1161.800	31.39	-18.03	54.0	-22.61	AV	91.00	150	Vertical	Pass
2	2827.300	44.75	-10.29	74.0	-29.25	Peak	247.00	150	Vertical	Pass
2**	2827.300	34.51	-10.29	54.0	-19.49	AV	247.00	150	Vertical	Pass
3	4801.200	52.34	-2.58	74.0	-21.66	Peak	238.00	150	Vertical	Pass
3**	4801.200	43.70	-2.58	54.0	-10.30	AV	238.00	150	Vertical	Pass
4	5698.400	98.98	-2.06	--	--	Peak	314.00	150	Vertical	N/A
4**	5698.400	90.29	-2.06	--	--	AV	314.00	150	Vertical	N/A
5	11577.575	52.48	-0.38	74.0	-21.52	Peak	51.00	150	Vertical	Pass
5**	11577.575	42.95	-0.38	54.0	-11.05	AV	51.00	150	Vertical	Pass
6	15638.287	55.79	1.42	74.0	-18.21	Peak	303.00	150	Vertical	Pass
6**	15638.287	46.64	1.42	54.0	-7.36	AV	303.00	150	Vertical	Pass

11n20, U-NII-2C, 1 GHz to 18 GHz, Low Channel, ANT H

No.	Frequency (MHz)	Results (dBuV/m)	Factor (dB)	Limit (dBuV/m)	Over Limit (dB)	Detector	Table (Degree)	Height (cm)	Antenna	Verdict
1	1161.500	37.89	-18.03	74.0	-36.11	Peak	360.00	150	Horizontal	Pass
1**	1161.500	28.91	-18.03	54.0	-25.09	AV	360.00	150	Horizontal	Pass
2	2827.800	43.67	-10.32	74.0	-30.33	Peak	105.00	150	Horizontal	Pass
2**	2827.800	34.50	-10.32	54.0	-19.50	AV	105.00	150	Horizontal	Pass
3	4793.600	52.02	-2.61	74.0	-21.98	Peak	313.00	150	Horizontal	Pass
3**	4793.600	43.24	-2.61	54.0	-10.76	AV	313.00	150	Horizontal	Pass
4	5501.000	111.68	-2.17	--	--	Peak	211.00	150	Horizontal	N/A
4**	5501.000	104.55	-2.17	--	--	AV	211.00	150	Horizontal	N/A
5	11936.088	53.43	1.69	74.0	-20.57	Peak	1.00	150	Horizontal	Pass
5**	11936.088	44.46	1.69	54.0	-9.54	AV	1.00	150	Horizontal	Pass
6	16085.850	55.93	1.51	74.0	-18.07	Peak	38.00	150	Horizontal	Pass
6**	16085.850	46.94	1.51	54.0	-7.06	AV	38.00	150	Horizontal	Pass

11n20, U-NII-2C, 1 GHz to 18 GHz, Low Channel, ANT V

No.	Frequency (MHz)	Results (dBuV/m)	Factor (dB)	Limit (dBuV/m)	Over Limit (dB)	Detector	Table (Degree)	Height (cm)	Antenna	Verdict
1	1161.800	42.40	-18.03	74.0	-31.60	Peak	104.00	150	Vertical	Pass
1**	1161.800	35.00	-18.03	54.0	-19.00	AV	104.00	150	Vertical	Pass
2	2816.300	44.01	-10.16	74.0	-29.99	Peak	261.00	150	Vertical	Pass
2**	2816.300	34.29	-10.16	54.0	-19.71	AV	261.00	150	Vertical	Pass
3	4908.400	52.00	-2.45	74.0	-22.00	Peak	73.00	150	Vertical	Pass
3**	4908.400	43.00	-2.45	54.0	-11.00	AV	73.00	150	Vertical	Pass
4	5496.400	97.85	-2.16	--	--	Peak	301.00	150	Vertical	N/A
4**	5496.400	89.41	-2.16	--	--	AV	301.00	150	Vertical	N/A
5	11679.062	52.57	0.18	74.0	-21.43	Peak	319.00	150	Vertical	Pass
5**	11679.062	43.40	0.18	54.0	-10.60	AV	319.00	150	Vertical	Pass
6	15874.275	56.11	0.43	74.0	-17.89	Peak	40.00	150	Vertical	Pass
6**	15874.275	46.41	0.43	54.0	-7.59	AV	40.00	150	Vertical	Pass

11n20, U-NII-2C, 1 GHz to 18 GHz, Middle Channel, ANT H

No.	Frequency (MHz)	Results (dBuV/m)	Factor (dB)	Limit (dBuV/m)	Over Limit (dB)	Detector	Table (Degree)	Height (cm)	Antenna	Verdict
1	1162.800	38.31	-18.03	74.0	-35.69	Peak	357.00	150	Horizontal	Pass
1**	1162.800	28.66	-18.03	54.0	-25.34	AV	357.00	150	Horizontal	Pass
2	2813.500	44.31	-10.03	74.0	-29.69	Peak	0.00	150	Horizontal	Pass
2**	2813.500	34.80	-10.03	54.0	-19.20	AV	0.00	150	Horizontal	Pass
3	4910.800	52.54	-2.46	74.0	-21.46	Peak	91.00	150	Horizontal	Pass
3**	4910.800	42.91	-2.46	54.0	-11.09	AV	91.00	150	Horizontal	Pass
4	5578.000	112.32	-2.14	--	--	Peak	215.00	150	Horizontal	N/A
4**	5578.000	103.94	-2.14	--	--	AV	215.00	150	Horizontal	N/A
5	11927.750	53.29	1.54	74.0	-20.71	Peak	51.00	150	Horizontal	Pass
5**	11927.750	43.38	1.54	54.0	-10.62	AV	51.00	150	Horizontal	Pass
6	15621.750	56.06	1.66	74.0	-17.94	Peak	130.00	150	Horizontal	Pass
6**	15621.750	46.97	1.66	54.0	-7.03	AV	130.00	150	Horizontal	Pass

11n20, U-NII-2C, 1 GHz to 18 GHz, Middle Channel, ANT V

No.	Frequency (MHz)	Results (dBuV/m)	Factor (dB)	Limit (dBuV/m)	Over Limit (dB)	Detector	Table (Degree)	Height (cm)	Antenna	Verdict
1	1163.800	43.74	-18.06	74.0	-30.26	Peak	87.00	150	Vertical	Pass
1**	1163.800	34.90	-18.06	54.0	-19.10	AV	87.00	150	Vertical	Pass
2	2829.000	44.50	-10.36	74.0	-29.50	Peak	55.00	150	Vertical	Pass
2**	2829.000	34.44	-10.36	54.0	-19.56	AV	55.00	150	Vertical	Pass
3	4741.800	51.42	-3.80	74.0	-22.58	Peak	51.00	150	Vertical	Pass
3**	4741.800	42.51	-3.80	54.0	-11.49	AV	51.00	150	Vertical	Pass
4	5582.800	98.28	-2.34	--	--	Peak	76.00	150	Vertical	N/A
4**	5582.800	90.69	-2.34	--	--	AV	76.00	150	Vertical	N/A
5	11582.463	52.13	-0.33	74.0	-21.87	Peak	51.00	150	Vertical	Pass
5**	11582.463	43.39	-0.33	54.0	-10.61	AV	51.00	150	Vertical	Pass
6	15836.474	55.67	1.45	74.0	-18.33	Peak	360.00	150	Vertical	Pass
6**	15836.474	46.54	1.45	54.0	-7.46	AV	360.00	150	Vertical	Pass

11n20, U-NII-2C, 1 GHz to 18 GHz, High Channel, ANT H

No.	Frequency (MHz)	Results (dBuV/m)	Factor (dB)	Limit (dBuV/m)	Over Limit (dB)	Detector	Table (Degree)	Height (cm)	Antenna	Verdict
1	1164.300	37.94	-18.07	74.0	-36.06	Peak	347.00	150	Horizontal	Pass
1**	1164.300	27.50	-18.07	54.0	-26.50	AV	347.00	150	Horizontal	Pass
2	2780.500	43.46	-10.41	74.0	-30.54	Peak	192.00	150	Horizontal	Pass
2**	2780.500	33.92	-10.41	54.0	-20.08	AV	192.00	150	Horizontal	Pass
3	4801.200	52.24	-2.58	74.0	-21.76	Peak	287.00	150	Horizontal	Pass
3**	4801.200	42.89	-2.58	54.0	-11.11	AV	287.00	150	Horizontal	Pass
4	5698.800	110.98	-2.04	--	--	Peak	216.00	150	Horizontal	N/A
4**	5698.800	104.28	-2.04	--	--	AV	216.00	150	Horizontal	N/A
5	11579.875	52.28	-0.36	74.0	-21.72	Peak	220.00	150	Horizontal	Pass
5**	11579.875	43.74	-0.36	54.0	-10.26	AV	220.00	150	Horizontal	Pass
6	16095.037	56.42	1.32	74.0	-17.58	Peak	242.00	150	Horizontal	Pass
6**	16095.037	46.67	1.32	54.0	-7.33	AV	242.00	150	Horizontal	Pass

11n20, U-NII-2C, 1 GHz to 18 GHz, High Channel, ANT V

No.	Frequency (MHz)	Results (dBuV/m)	Factor (dB)	Limit (dBuV/m)	Over Limit (dB)	Detector	Table (Degree)	Height (cm)	Antenna	Verdict
1	1165.900	43.08	-18.14	74.0	-30.92	Peak	86.00	150	Vertical	Pass
1**	1165.900	29.86	-18.14	54.0	-24.14	AV	86.00	150	Vertical	Pass
2	2810.500	43.80	-10.22	74.0	-30.20	Peak	143.00	150	Vertical	Pass
2**	2810.500	35.21	-10.22	54.0	-18.79	AV	143.00	150	Vertical	Pass
3	4801.800	51.42	-2.60	74.0	-22.58	Peak	0.00	150	Vertical	Pass
3**	4801.800	43.62	-2.60	54.0	-10.38	AV	0.00	150	Vertical	Pass
4	5701.200	97.65	-2.10	--	--	Peak	314.00	150	Vertical	N/A
4**	5701.200	90.40	-2.10	--	--	AV	314.00	150	Vertical	N/A
5	11651.750	52.52	-0.11	74.0	-21.48	Peak	15.00	150	Vertical	Pass
5**	11651.750	42.80	-0.11	54.0	-11.20	AV	15.00	150	Vertical	Pass
6	15793.424	55.47	2.12	74.0	-18.53	Peak	89.00	150	Vertical	Pass
6**	15793.424	46.02	2.12	54.0	-7.98	AV	89.00	150	Vertical	Pass

11n40, U-NII-2C, 1 GHz to 18 GHz, Low Channel, ANT H

No.	Frequency (MHz)	Results (dBuV/m)	Factor (dB)	Limit (dBuV/m)	Over Limit (dB)	Detector	Table (Degree)	Height (cm)	Antenna	Verdict
1	1161.000	38.26	-18.03	74.0	-35.74	Peak	13.00	150	Horizontal	Pass
1**	1161.000	28.45	-18.03	54.0	-25.55	AV	13.00	150	Horizontal	Pass
2	2827.100	43.64	-10.28	74.0	-30.36	Peak	360.00	150	Horizontal	Pass
2**	2827.100	34.80	-10.28	54.0	-19.20	AV	360.00	150	Horizontal	Pass
3	4907.400	52.34	-2.53	74.0	-21.66	Peak	350.00	150	Horizontal	Pass
3**	4907.400	43.32	-2.53	54.0	-10.68	AV	350.00	150	Horizontal	Pass
4	5500.200	108.89	-2.14	--	--	Peak	219.00	150	Horizontal	N/A
4**	5500.200	100.18	-2.14	--	--	AV	219.00	150	Horizontal	N/A
5	11761.287	52.74	1.24	74.0	-21.26	Peak	267.00	150	Horizontal	Pass
5**	11761.287	43.17	1.24	54.0	-10.83	AV	267.00	150	Horizontal	Pass
6	15844.612	55.50	1.37	74.0	-18.50	Peak	177.00	150	Horizontal	Pass
6**	15844.612	47.23	1.37	54.0	-6.77	AV	177.00	150	Horizontal	Pass

11n40, U-NII-2C, 1 GHz to 18 GHz, Low Channel, ANT V

No.	Frequency (MHz)	Results (dBuV/m)	Factor (dB)	Limit (dBuV/m)	Over Limit (dB)	Detector	Table (Degree)	Height (cm)	Antenna	Verdict
1	1162.000	44.44	-18.03	74.0	-29.56	Peak	88.00	150	Vertical	Pass
1**	1162.000	33.56	-18.03	54.0	-20.44	AV	88.00	150	Vertical	Pass
2	2788.700	44.45	-10.57	74.0	-29.55	Peak	61.00	150	Vertical	Pass
2**	2788.700	34.68	-10.57	54.0	-19.32	AV	61.00	150	Vertical	Pass
3	4978.600	51.80	-3.02	74.0	-22.20	Peak	133.00	150	Vertical	Pass
3**	4978.600	42.57	-3.02	54.0	-11.43	AV	133.00	150	Vertical	Pass
4	5500.400	94.70	-2.15	--	--	Peak	299.00	150	Vertical	N/A
4**	5500.400	86.75	-2.15	--	--	AV	299.00	150	Vertical	N/A
5	11949.312	52.99	1.42	74.0	-21.01	Peak	360.00	150	Vertical	Pass
5**	11949.312	44.37	1.42	54.0	-9.63	AV	360.00	150	Vertical	Pass
6	15813.900	55.70	2.08	74.0	-18.30	Peak	281.00	150	Vertical	Pass
6**	15813.900	46.13	2.08	54.0	-7.87	AV	281.00	150	Vertical	Pass

11n40, U-NII-2C, 1 GHz to 18 GHz, Middle Channel, ANT H

No.	Frequency (MHz)	Results (dBuV/m)	Factor (dB)	Limit (dBuV/m)	Over Limit (dB)	Detector	Table (Degree)	Height (cm)	Antenna	Verdict
1	1165.600	39.07	-18.13	74.0	-34.93	Peak	360.00	150	Horizontal	Pass
1**	1165.600	29.08	-18.13	54.0	-24.92	AV	360.00	150	Horizontal	Pass
2	2779.600	43.86	-10.43	74.0	-30.14	Peak	346.00	150	Horizontal	Pass
2**	2779.600	34.80	-10.43	54.0	-19.20	AV	346.00	150	Horizontal	Pass
3	4851.200	52.16	-3.31	74.0	-21.84	Peak	126.00	150	Horizontal	Pass
3**	4851.200	42.25	-3.31	54.0	-11.75	AV	126.00	150	Horizontal	Pass
4	5587.600	109.02	-2.29	--	--	Peak	226.00	150	Horizontal	N/A
4**	5587.600	101.92	-2.29	--	--	AV	226.00	150	Horizontal	N/A
5	11594.537	52.39	-0.17	74.0	-21.61	Peak	232.00	150	Horizontal	Pass
5**	11594.537	43.47	-0.17	54.0	-10.53	AV	232.00	150	Horizontal	Pass
6	15858.525	56.12	1.01	74.0	-17.88	Peak	177.00	150	Horizontal	Pass
6**	15858.525	46.62	1.01	54.0	-7.38	AV	177.00	150	Horizontal	Pass

11n40, U-NII-2C, 1 GHz to 18 GHz, Middle Channel, ANT V

No.	Frequency (MHz)	Results (dBuV/m)	Factor (dB)	Limit (dBuV/m)	Over Limit (dB)	Detector	Table (Degree)	Height (cm)	Antenna	Verdict
1	1162.300	43.52	-18.02	74.0	-30.48	Peak	87.00	150	Vertical	Pass
1**	1162.300	37.58	-18.02	54.0	-16.42	AV	87.00	150	Vertical	Pass
2	2802.200	43.59	-10.48	74.0	-30.41	Peak	184.00	150	Vertical	Pass
2**	2802.200	35.32	-10.48	54.0	-18.68	AV	184.00	150	Vertical	Pass
3	4804.000	52.02	-2.75	74.0	-21.98	Peak	351.00	150	Vertical	Pass
3**	4804.000	42.97	-2.75	54.0	-11.03	AV	351.00	150	Vertical	Pass
4	5581.000	95.38	-2.27	--	--	Peak	72.00	150	Vertical	N/A
4**	5581.000	86.65	-2.27	--	--	AV	72.00	150	Vertical	N/A
5	11677.625	53.01	0.21	74.0	-20.99	Peak	129.00	150	Vertical	Pass
5**	11677.625	44.07	0.21	54.0	-9.93	AV	129.00	150	Vertical	Pass
6	15850.125	56.26	1.33	74.0	-17.74	Peak	63.00	150	Vertical	Pass
6**	15850.125	47.63	1.33	54.0	-6.37	AV	63.00	150	Vertical	Pass

11n40, U-NII-2C, 1 GHz to 18 GHz, High Channel, ANT H

No.	Frequency (MHz)	Results (dBuV/m)	Factor (dB)	Limit (dBuV/m)	Over Limit (dB)	Detector	Table (Degree)	Height (cm)	Antenna	Verdict
1	1165.800	37.57	-18.14	74.0	-36.43	Peak	0.00	150	Horizontal	Pass
1**	1165.800	27.61	-18.14	54.0	-26.39	AV	0.00	150	Horizontal	Pass
2	2778.400	44.85	-10.42	74.0	-29.15	Peak	22.00	150	Horizontal	Pass
2**	2778.400	35.74	-10.42	54.0	-18.26	AV	22.00	150	Horizontal	Pass
3	4851.000	52.24	-3.31	74.0	-21.76	Peak	360.00	150	Horizontal	Pass
3**	4851.000	42.36	-3.31	54.0	-11.64	AV	360.00	150	Horizontal	Pass
4	5673.400	108.29	-2.32	--	--	Peak	228.00	150	Horizontal	N/A
4**	5673.400	100.65	-2.32	--	--	AV	228.00	150	Horizontal	N/A
5	11777.675	52.36	1.26	74.0	-21.64	Peak	325.00	150	Horizontal	Pass
5**	11777.675	42.60	1.26	54.0	-11.40	AV	325.00	150	Horizontal	Pass
6	15620.963	56.22	1.65	74.0	-17.78	Peak	0.00	150	Horizontal	Pass
6**	15620.963	46.54	1.65	54.0	-7.46	AV	0.00	150	Horizontal	Pass

11n40, U-NII-2C, 1 GHz to 18 GHz, High Channel, ANT V

No.	Frequency (MHz)	Results (dBuV/m)	Factor (dB)	Limit (dBuV/m)	Over Limit (dB)	Detector	Table (Degree)	Height (cm)	Antenna	Verdict
1	1162.000	42.43	-18.03	74.0	-31.57	Peak	88.00	150	Vertical	Pass
1**	1162.000	33.56	-18.03	54.0	-20.44	AV	88.00	150	Vertical	Pass
2	2830.100	45.68	-10.37	74.0	-28.32	Peak	47.00	150	Vertical	Pass
2**	2830.100	34.48	-10.37	54.0	-19.52	AV	47.00	150	Vertical	Pass
3	4846.200	51.60	-3.39	74.0	-22.40	Peak	46.00	150	Vertical	Pass
3**	4846.200	42.41	-3.39	54.0	-11.59	AV	46.00	150	Vertical	Pass
4	5667.600	94.42	-2.35	--	--	Peak	314.00	150	Vertical	N/A
4**	5667.600	86.58	-2.35	--	--	AV	314.00	150	Vertical	N/A
5	11924.300	53.05	1.51	74.0	-20.95	Peak	107.00	150	Vertical	Pass
5**	11924.300	43.06	1.51	54.0	-10.94	AV	107.00	150	Vertical	Pass
6	15844.612	56.48	1.37	74.0	-17.52	Peak	302.00	150	Vertical	Pass
6**	15844.612	47.54	1.37	54.0	-6.46	AV	302.00	150	Vertical	Pass

11ac20, U-NII-2C, 1 GHz to 18 GHz, Low Channel, ANT H

No.	Frequency (MHz)	Results (dBuV/m)	Factor (dB)	Limit (dBuV/m)	Over Limit (dB)	Detector	Table (Degree)	Height (cm)	Antenna	Verdict
1	1162.300	38.59	-18.02	74.0	-35.41	Peak	38.00	150	Horizontal	Pass
1**	1162.300	28.79	-18.02	54.0	-25.21	AV	38.00	150	Horizontal	Pass
2	2845.700	44.82	-10.38	74.0	-29.18	Peak	294.00	150	Horizontal	Pass
2**	2845.700	35.11	-10.38	54.0	-18.89	AV	294.00	150	Horizontal	Pass
3	4914.200	52.46	-2.29	74.0	-21.54	Peak	360.00	150	Horizontal	Pass
3**	4914.200	43.28	-2.29	54.0	-10.72	AV	360.00	150	Horizontal	Pass
4	5501.000	110.34	-2.17	--	--	Peak	209.00	150	Horizontal	N/A
4**	5501.000	102.97	-2.17	--	--	AV	209.00	150	Horizontal	N/A
5	11656.063	53.04	0.01	74.0	-20.96	Peak	33.00	150	Horizontal	Pass
5**	11656.063	43.50	0.01	54.0	-10.50	AV	33.00	150	Horizontal	Pass
6	15530.401	55.39	1.08	74.0	-18.61	Peak	116.00	150	Horizontal	Pass
6**	15530.401	46.06	1.08	54.0	-7.94	AV	116.00	150	Horizontal	Pass

11ac20, U-NII-2C, 1 GHz to 18 GHz, Low Channel, ANT V

No.	Frequency (MHz)	Results (dBuV/m)	Factor (dB)	Limit (dBuV/m)	Over Limit (dB)	Detector	Table (Degree)	Height (cm)	Antenna	Verdict
1	1161.200	42.31	-18.03	74.0	-31.69	Peak	91.00	150	Vertical	Pass
1**	1161.200	30.90	-18.03	54.0	-23.10	AV	91.00	150	Vertical	Pass
2	2812.800	44.66	-10.07	74.0	-29.34	Peak	99.00	150	Vertical	Pass
2**	2812.800	35.29	-10.07	54.0	-18.71	AV	99.00	150	Vertical	Pass
3	4913.200	52.74	-2.22	74.0	-21.26	Peak	236.00	150	Vertical	Pass
3**	4913.200	43.28	-2.22	54.0	-10.72	AV	236.00	150	Vertical	Pass
4	5498.200	95.16	-2.04	--	--	Peak	313.00	150	Vertical	N/A
4**	5498.200	87.83	-2.04	--	--	AV	313.00	150	Vertical	N/A
5	11475.512	52.62	-0.11	74.0	-21.38	Peak	15.00	150	Vertical	Pass
5**	11475.512	43.02	-0.11	54.0	-10.98	AV	15.00	150	Vertical	Pass
6	15497.062	55.39	1.09	74.0	-18.61	Peak	103.00	150	Vertical	Pass
6**	15497.062	46.00	1.09	54.0	-8.00	AV	103.00	150	Vertical	Pass

11ac20, U-NII-2C, 1 GHz to 18 GHz, Middle Channel, ANT H

No.	Frequency (MHz)	Results (dBuV/m)	Factor (dB)	Limit (dBuV/m)	Over Limit (dB)	Detector	Table (Degree)	Height (cm)	Antenna	Verdict
1	1164.700	37.54	-18.09	74.0	-36.46	Peak	355.00	150	Horizontal	Pass
1**	1164.700	28.13	-18.09	54.0	-25.87	AV	355.00	150	Horizontal	Pass
2	2808.800	43.78	-10.29	74.0	-30.22	Peak	313.00	150	Horizontal	Pass
2**	2808.800	34.47	-10.29	54.0	-19.53	AV	313.00	150	Horizontal	Pass
3	4916.400	51.88	-2.30	74.0	-22.12	Peak	275.00	150	Horizontal	Pass
3**	4916.400	42.90	-2.30	54.0	-11.10	AV	275.00	150	Horizontal	Pass
4	5578.600	110.82	-2.15	--	--	Peak	209.00	150	Horizontal	N/A
4**	5578.600	103.21	-2.15	--	--	AV	209.00	150	Horizontal	N/A
5	11443.888	53.30	-0.04	74.0	-20.70	Peak	320.00	150	Horizontal	Pass
5**	11443.888	42.85	-0.04	54.0	-11.15	AV	320.00	150	Horizontal	Pass
6	15658.237	55.82	1.24	74.0	-18.18	Peak	241.00	150	Horizontal	Pass
6**	15658.237	46.44	1.24	54.0	-7.56	AV	241.00	150	Horizontal	Pass

11ac20, U-NII-2C, 1 GHz to 18 GHz, Middle Channel, ANT V

No.	Frequency (MHz)	Results (dBuV/m)	Factor (dB)	Limit (dBuV/m)	Over Limit (dB)	Detector	Table (Degree)	Height (cm)	Antenna	Verdict
1	1163.200	43.07	-18.04	74.0	-30.93	Peak	95.00	150	Vertical	Pass
1**	1163.200	34.32	-18.04	54.0	-19.68	AV	95.00	150	Vertical	Pass
2	2832.700	45.41	-10.33	74.0	-28.59	Peak	250.00	150	Vertical	Pass
2**	2832.700	35.02	-10.33	54.0	-18.98	AV	250.00	150	Vertical	Pass
3	4852.400	51.65	-3.24	74.0	-22.35	Peak	274.00	150	Vertical	Pass
3**	4852.400	42.23	-3.24	54.0	-11.77	AV	274.00	150	Vertical	Pass
4	5579.200	95.93	-2.18	--	--	Peak	299.00	150	Vertical	N/A
4**	5579.200	88.36	-2.18	--	--	AV	299.00	150	Vertical	N/A
5	11389.263	52.70	-0.22	74.0	-21.30	Peak	111.00	150	Vertical	Pass
5**	11389.263	42.84	-0.22	54.0	-11.16	AV	111.00	150	Vertical	Pass
6	15622.013	56.10	1.67	74.0	-17.90	Peak	276.00	150	Vertical	Pass
6**	15622.013	46.30	1.67	54.0	-7.70	AV	276.00	150	Vertical	Pass

11ac20, U-NII-2C, 1 GHz to 18 GHz, High Channel, ANT H

No.	Frequency (MHz)	Results (dBuV/m)	Factor (dB)	Limit (dBuV/m)	Over Limit (dB)	Detector	Table (Degree)	Height (cm)	Antenna	Verdict
1	1166.200	39.11	-18.15	74.0	-34.89	Peak	15.00	150	Horizontal	Pass
1**	1166.200	30.79	-18.15	54.0	-23.21	AV	15.00	150	Horizontal	Pass
2	2746.900	44.12	-10.90	74.0	-29.88	Peak	6.00	150	Horizontal	Pass
2**	2746.900	34.50	-10.90	54.0	-19.50	AV	6.00	150	Horizontal	Pass
3	4789.000	52.78	-2.76	74.0	-21.22	Peak	41.00	150	Horizontal	Pass
3**	4789.000	42.78	-2.76	54.0	-11.22	AV	41.00	150	Horizontal	Pass
4	5702.000	106.66	-2.13	--	--	Peak	222.00	150	Horizontal	N/A
4**	5702.000	98.60	-2.13	--	--	AV	222.00	150	Horizontal	N/A
5	11562.338	53.06	-0.43	74.0	-20.94	Peak	234.00	150	Horizontal	Pass
5**	11562.338	43.06	-0.43	54.0	-10.94	AV	234.00	150	Horizontal	Pass
6	15855.638	56.84	1.16	74.0	-17.16	Peak	105.00	150	Horizontal	Pass
6**	15855.638	46.94	1.16	54.0	-7.06	AV	105.00	150	Horizontal	Pass

11ac20, U-NII-2C, 1 GHz to 18 GHz, High Channel, ANT V

No.	Frequency (MHz)	Results (dBuV/m)	Factor (dB)	Limit (dBuV/m)	Over Limit (dB)	Detector	Table (Degree)	Height (cm)	Antenna	Verdict
1	1164.600	42.48	-18.08	74.0	-31.52	Peak	90.00	150	Vertical	Pass
1**	1164.600	32.82	-18.08	54.0	-21.18	AV	90.00	150	Vertical	Pass
2	2841.800	44.91	-10.25	74.0	-29.09	Peak	348.00	150	Vertical	Pass
2**	2841.800	34.49	-10.25	54.0	-19.51	AV	348.00	150	Vertical	Pass
3	4819.200	52.27	-3.32	74.0	-21.73	Peak	150.00	150	Vertical	Pass
3**	4819.200	42.22	-3.32	54.0	-11.78	AV	150.00	150	Vertical	Pass
4	5698.400	93.26	-2.06	--	--	Peak	308.00	150	Vertical	N/A
4**	5698.400	85.60	-2.06	--	--	AV	308.00	150	Vertical	N/A
5	11668.712	52.82	0.22	74.0	-21.18	Peak	197.00	150	Vertical	Pass
5**	11668.712	43.49	0.22	54.0	-10.51	AV	197.00	150	Vertical	Pass
6	15509.137	56.28	1.41	74.0	-17.72	Peak	360.00	150	Vertical	Pass
6**	15509.137	45.68	1.41	54.0	-8.32	AV	360.00	150	Vertical	Pass

11ac40, U-NII-2C, 1 GHz to 18 GHz, Low Channel, ANT H

No.	Frequency (MHz)	Results (dBuV/m)	Factor (dB)	Limit (dBuV/m)	Over Limit (dB)	Detector	Table (Degree)	Height (cm)	Antenna	Verdict
1	1166.100	37.68	-18.15	74.0	-36.32	Peak	13.00	150	Horizontal	Pass
1**	1166.100	29.58	-18.15	54.0	-24.42	AV	13.00	150	Horizontal	Pass
2	2826.300	44.06	-10.26	74.0	-29.94	Peak	229.00	150	Horizontal	Pass
2**	2826.300	35.17	-10.26	54.0	-18.83	AV	229.00	150	Horizontal	Pass
3	4859.600	51.87	-3.30	74.0	-22.13	Peak	0.00	150	Horizontal	Pass
3**	4859.600	42.11	-3.30	54.0	-11.89	AV	0.00	150	Horizontal	Pass
4	5511.600	108.42	-2.58	--	--	Peak	229.00	150	Horizontal	N/A
4**	5511.600	100.50	-2.58	--	--	AV	229.00	150	Horizontal	N/A
5	11606.901	52.64	-0.02	74.0	-21.36	Peak	1.00	150	Horizontal	Pass
5**	11606.901	43.12	-0.02	54.0	-10.88	AV	1.00	150	Horizontal	Pass
6	15626.474	55.88	1.72	74.0	-18.12	Peak	151.00	150	Horizontal	Pass
6**	15626.474	46.60	1.72	54.0	-7.40	AV	151.00	150	Horizontal	Pass

11ac40, U-NII-2C, 1 GHz to 18 GHz, Low Channel, ANT V

No.	Frequency (MHz)	Results (dBuV/m)	Factor (dB)	Limit (dBuV/m)	Over Limit (dB)	Detector	Table (Degree)	Height (cm)	Antenna	Verdict
1	1164.300	42.25	-18.07	74.0	-31.75	Peak	95.00	150	Vertical	Pass
1**	1164.300	35.11	-18.07	54.0	-18.89	AV	95.00	150	Vertical	Pass
2	2796.300	43.43	-10.61	74.0	-30.57	Peak	185.00	150	Vertical	Pass
2**	2796.300	34.73	-10.61	54.0	-19.27	AV	185.00	150	Vertical	Pass
3	4912.600	52.18	-2.27	74.0	-21.82	Peak	67.00	150	Vertical	Pass
3**	4912.600	43.90	-2.27	54.0	-10.10	AV	67.00	150	Vertical	Pass
4	5513.000	94.65	-2.56	--	--	Peak	286.00	150	Vertical	N/A
4**	5513.000	86.77	-2.56	--	--	AV	286.00	150	Vertical	N/A
5	11610.925	52.71	-0.07	74.0	-21.29	Peak	329.00	150	Vertical	Pass
5**	11610.925	43.60	-0.07	54.0	-10.40	AV	329.00	150	Vertical	Pass
6	15850.651	55.92	1.31	74.0	-18.08	Peak	0.00	150	Vertical	Pass
6**	15850.651	46.74	1.31	54.0	-7.26	AV	0.00	150	Vertical	Pass

11ac40, U-NII-2C, 1 GHz to 18 GHz, Middle Channel, ANT H

No.	Frequency (MHz)	Results (dBuV/m)	Factor (dB)	Limit (dBuV/m)	Over Limit (dB)	Detector	Table (Degree)	Height (cm)	Antenna	Verdict
1	1164.300	37.86	-18.07	74.0	-36.14	Peak	46.00	150	Horizontal	Pass
1**	1164.300	27.83	-18.07	54.0	-26.17	AV	46.00	150	Horizontal	Pass
2	2773.200	43.94	-10.48	74.0	-30.06	Peak	12.00	150	Horizontal	Pass
2**	2773.200	33.99	-10.48	54.0	-20.01	AV	12.00	150	Horizontal	Pass
3	4655.000	51.86	-3.65	74.0	-22.14	Peak	269.00	150	Horizontal	Pass
3**	4655.000	40.52	-3.65	54.0	-13.48	AV	269.00	150	Horizontal	Pass
4	5595.200	108.34	-2.43	--	--	Peak	215.00	150	Horizontal	N/A
4**	5595.200	100.58	-2.43	--	--	AV	215.00	150	Horizontal	N/A
5	11675.325	53.84	0.26	74.0	-20.16	Peak	168.00	150	Horizontal	Pass
5**	11675.325	44.20	0.26	54.0	-9.80	AV	168.00	150	Horizontal	Pass
6	15846.974	56.07	1.35	74.0	-17.93	Peak	131.00	150	Horizontal	Pass
6**	15846.974	47.16	1.35	54.0	-6.84	AV	131.00	150	Horizontal	Pass

11ac40, U-NII-2C, 1 GHz to 18 GHz, Middle Channel, ANT V

No.	Frequency (MHz)	Results (dBuV/m)	Factor (dB)	Limit (dBuV/m)	Over Limit (dB)	Detector	Table (Degree)	Height (cm)	Antenna	Verdict
1	1166.700	43.94	-18.18	74.0	-30.06	Peak	104.00	150	Vertical	Pass
1**	1166.700	27.67	-18.18	54.0	-26.33	AV	104.00	150	Vertical	Pass
2	2800.700	43.56	-10.55	74.0	-30.44	Peak	137.00	150	Vertical	Pass
2**	2800.700	35.30	-10.55	54.0	-18.70	AV	137.00	150	Vertical	Pass
3	4864.600	51.88	-3.42	74.0	-22.12	Peak	339.00	150	Vertical	Pass
3**	4864.600	42.74	-3.42	54.0	-11.26	AV	339.00	150	Vertical	Pass
4	5587.000	93.55	-2.27	--	--	Peak	300.00	150	Vertical	N/A
4**	5587.000	85.87	-2.27	--	--	AV	300.00	150	Vertical	N/A
5	11645.712	52.86	-0.20	74.0	-21.14	Peak	271.00	150	Vertical	Pass
5**	11645.712	42.96	-0.20	54.0	-11.04	AV	271.00	150	Vertical	Pass
6	15840.675	55.56	1.44	74.0	-18.44	Peak	176.00	150	Vertical	Pass
6**	15840.675	47.90	1.44	54.0	-6.10	AV	176.00	150	Vertical	Pass

11ac40, U-NII-2C, 1 GHz to 18 GHz, High Channel, ANT H

No.	Frequency (MHz)	Results (dBuV/m)	Factor (dB)	Limit (dBuV/m)	Over Limit (dB)	Detector	Table (Degree)	Height (cm)	Antenna	Verdict
1	1166.900	37.75	-18.19	74.0	-36.25	Peak	360.00	150	Horizontal	Pass
1**	1166.900	28.09	-18.19	54.0	-25.91	AV	360.00	150	Horizontal	Pass
2	2797.800	44.31	-10.60	74.0	-29.69	Peak	182.00	150	Horizontal	Pass
2**	2797.800	34.64	-10.60	54.0	-19.36	AV	182.00	150	Horizontal	Pass
3	4852.200	51.47	-3.25	74.0	-22.53	Peak	105.00	150	Horizontal	Pass
3**	4852.200	42.67	-3.25	54.0	-11.33	AV	105.00	150	Horizontal	Pass
4	5667.600	108.85	-2.35	--	--	Peak	208.00	150	Horizontal	N/A
4**	5667.600	101.05	-2.35	--	--	AV	208.00	150	Horizontal	N/A
5	11319.400	52.58	0.54	74.0	-21.42	Peak	271.00	150	Horizontal	Pass
5**	11319.400	42.76	0.54	54.0	-11.24	AV	271.00	150	Horizontal	Pass
6	15805.237	56.60	2.27	74.0	-17.40	Peak	176.00	150	Horizontal	Pass
6**	15805.237	46.63	2.27	54.0	-7.37	AV	176.00	150	Horizontal	Pass

11ac40, U-NII-2C, 1 GHz to 18 GHz, High Channel, ANT V

No.	Frequency (MHz)	Results (dBuV/m)	Factor (dB)	Limit (dBuV/m)	Over Limit (dB)	Detector	Table (Degree)	Height (cm)	Antenna	Verdict
1	1162.600	42.95	-18.02	74.0	-31.05	Peak	93.00	150	Vertical	Pass
1**	1162.600	30.84	-18.02	54.0	-23.16	AV	93.00	150	Vertical	Pass
2	2814.500	44.61	-10.06	74.0	-29.39	Peak	3.00	150	Vertical	Pass
2**	2814.500	34.84	-10.06	54.0	-19.16	AV	3.00	150	Vertical	Pass
3	4914.800	52.27	-2.34	74.0	-21.73	Peak	85.00	150	Vertical	Pass
3**	4914.800	42.60	-2.34	54.0	-11.40	AV	85.00	150	Vertical	Pass
4	5667.600	94.88	-2.35	--	--	Peak	325.00	150	Vertical	N/A
4**	5667.600	87.04	-2.35	--	--	AV	325.00	150	Vertical	N/A
5	11705.513	52.38	0.46	74.0	-21.62	Peak	160.00	150	Vertical	Pass
5**	11705.513	43.54	0.46	54.0	-10.46	AV	160.00	150	Vertical	Pass
6	15658.500	55.59	1.25	74.0	-18.41	Peak	282.00	150	Vertical	Pass
6**	15658.500	45.90	1.25	54.0	-8.10	AV	282.00	150	Vertical	Pass

11ac80, U-NII-2C, 1 GHz to 18 GHz, Low Channel, ANT H

No.	Frequency (MHz)	Results (dBuV/m)	Factor (dB)	Limit (dBuV/m)	Over Limit (dB)	Detector	Table (Degree)	Height (cm)	Antenna	Verdict
1	1543.200	38.94	-16.50	74.0	35.06	Peak	198.00	200	Horizontal	Pass
1**	1543.200	29.66	-16.50	54.0	24.34	AV	198.00	200	Horizontal	Pass
2	4253.000	48.79	-4.35	74.0	25.21	Peak	332.00	300	Horizontal	Pass
2**	4253.000	39.00	-4.35	54.0	15.00	AV	332.00	300	Horizontal	Pass
3	5535.750	95.91	-1.74	--	--	Peak	253.00	200	Horizontal	N/A
3**	5535.750	87.35	-1.74	--	--	AV	253.00	200	Horizontal	N/A
4	7478.750	53.67	1.54	74.0	20.33	Peak	146.00	200	Horizontal	Pass
4**	7478.750	44.77	1.54	54.0	9.23	AV	146.00	200	Horizontal	Pass
5	10766.162	51.21	-2.09	74.0	22.79	Peak	0.00	150	Horizontal	Pass
5**	10766.162	41.68	-2.09	54.0	12.32	AV	0.00	150	Horizontal	Pass
6	15768.225	51.81	-0.12	74.0	22.19	Peak	0.00	400	Horizontal	Pass
6**	15768.225	42.43	-0.12	54.0	11.57	AV	0.00	400	Horizontal	Pass

11ac80, U-NII-2C, 1 GHz to 18 GHz, Low Channel, ANT V

No.	Frequency (MHz)	Results (dBuV/m)	Factor (dB)	Limit (dBuV/m)	Over Limit (dB)	Detector	Table (Degree)	Height (cm)	Antenna	Verdict
1	1499.200	41.62	-16.61	74.0	32.38	Peak	289.00	100	Vertical	Pass
1**	1499.200	30.72	-16.61	54.0	23.28	AV	289.00	100	Vertical	Pass
2	4243.250	48.37	-4.54	74.0	25.63	Peak	359.00	100	Vertical	Pass
2**	4243.250	39.19	-4.54	54.0	14.81	AV	359.00	100	Vertical	Pass
3	5521.000	85.46	-1.55	--	--	Peak	324.00	150	Vertical	N/A
3**	5521.000	77.42	-1.55	--	--	AV	324.00	150	Vertical	N/A
4	7484.750	54.57	1.47	74.0	19.43	Peak	163.00	100	Vertical	Pass
4**	7484.750	44.73	1.47	54.0	9.27	AV	163.00	100	Vertical	Pass
5	11127.162	51.20	-0.98	74.0	22.80	Peak	44.00	200	Vertical	Pass
5**	11127.162	42.02	-0.98	54.0	11.98	AV	44.00	200	Vertical	Pass
6	16087.687	52.34	-0.20	74.0	21.66	Peak	194.00	300	Vertical	Pass
6**	16087.687	42.05	-0.20	54.0	11.95	AV	194.00	300	Vertical	Pass

11ac80, U-NII-2C, 1 GHz to 18 GHz, High Channel, ANT H

No.	Frequency (MHz)	Results (dBuV/m)	Factor (dB)	Limit (dBuV/m)	Over Limit (dB)	Detector	Table (Degree)	Height (cm)	Antenna	Verdict
1	1165.700	38.71	-18.13	74.0	-35.29	Peak	354.00	150	Horizontal	Pass
1**	1165.700	27.55	-18.13	54.0	-26.45	AV	354.00	150	Horizontal	Pass
2	2799.500	43.77	-10.56	74.0	-30.23	Peak	264.00	150	Horizontal	Pass
2**	2799.500	34.84	-10.56	54.0	-19.16	AV	264.00	150	Horizontal	Pass
3	4791.200	52.06	-2.73	74.0	-21.94	Peak	10.00	150	Horizontal	Pass
3**	4791.200	42.60	-2.73	54.0	-11.40	AV	10.00	150	Horizontal	Pass
4	5618.600	105.08	-2.61	--	--	Peak	217.00	150	Horizontal	N/A
4**	5618.600	97.28	-2.61	--	--	AV	217.00	150	Horizontal	N/A
5	11659.225	52.98	0.10	74.0	-21.02	Peak	310.00	150	Horizontal	Pass
5**	11659.225	44.24	0.10	54.0	-9.76	AV	310.00	150	Horizontal	Pass
6	15832.537	56.78	1.47	74.0	-17.22	Peak	157.00	150	Horizontal	Pass
6**	15832.537	46.91	1.47	54.0	-7.09	AV	157.00	150	Horizontal	Pass

11ac80, U-NII-2C, 1 GHz to 18 GHz, High Channel, ANT V

No.	Frequency (MHz)	Results (dBuV/m)	Factor (dB)	Limit (dBuV/m)	Over Limit (dB)	Detector	Table (Degree)	Height (cm)	Antenna	Verdict
1	1160.600	42.40	-18.04	74.0	-31.60	Peak	89.00	150	Vertical	Pass
1**	1160.600	27.69	-18.04	54.0	-26.31	AV	89.00	150	Vertical	Pass
2	2809.900	44.06	-10.25	74.0	-29.94	Peak	310.00	150	Vertical	Pass
2**	2809.900	35.48	-10.25	54.0	-18.52	AV	310.00	150	Vertical	Pass
3	4982.800	51.94	-2.92	74.0	-22.06	Peak	272.00	150	Vertical	Pass
3**	4982.800	42.16	-2.92	54.0	-11.84	AV	272.00	150	Vertical	Pass
4	5612.200	90.42	-2.53	--	--	Peak	324.00	150	Vertical	N/A
4**	5612.200	82.03	-2.53	--	--	AV	324.00	150	Vertical	N/A
5	12109.450	54.35	0.57	74.0	-19.65	Peak	327.00	150	Vertical	Pass
5**	12109.450	43.56	0.57	54.0	-10.44	AV	327.00	150	Vertical	Pass
6	15854.850	55.85	1.20	74.0	-18.15	Peak	0.00	150	Vertical	Pass
6**	15854.850	47.96	1.20	54.0	-6.04	AV	0.00	150	Vertical	Pass

11a, U-NII-2C&U-NII-3, 1 GHz to 18 GHz, 144 Channel, ANT H

No.	Frequency (MHz)	Results (dBuV/m)	Factor (dB)	Limit (dBuV/m)	Over Limit (dB)	Detector	Table (Degree)	Height (cm)	Antenna	Verdict
1	1197.200	38.40	-17.91	74.0	-35.60	Peak	286.00	150	Horizontal	Pass
1**	1197.200	29.01	-17.91	54.0	-24.99	AV	286.00	150	Horizontal	Pass
2	2872.800	43.81	-10.43	74.0	-30.19	Peak	360.00	150	Horizontal	Pass
2**	2872.800	34.44	-10.43	54.0	-19.56	AV	360.00	150	Horizontal	Pass
3	4916.400	52.44	-2.30	74.0	-21.56	Peak	247.00	150	Horizontal	Pass
3**	4916.400	42.99	-2.30	54.0	-11.01	AV	247.00	150	Horizontal	Pass
4	5719.000	110.85	-2.45	--	--	Peak	228.00	150	Horizontal	N/A
4**	5719.000	103.70	-2.45	--	--	AV	228.00	150	Horizontal	N/A
5	7366.562	49.16	-4.02	74.0	-24.84	Peak	170.00	150	Horizontal	Pass
5**	7366.562	39.82	-4.02	54.0	-14.18	AV	170.00	150	Horizontal	Pass
6	11606.038	53.24	-0.01	74.0	-20.76	Peak	151.00	150	Horizontal	Pass
6**	11606.038	43.51	-0.01	54.0	-10.49	AV	151.00	150	Horizontal	Pass

11a, U-NII-2C&U-NII-3, 1 GHz to 18 GHz, 144 Channel, ANT V

No.	Frequency (MHz)	Results (dBuV/m)	Factor (dB)	Limit (dBuV/m)	Over Limit (dB)	Detector	Table (Degree)	Height (cm)	Antenna	Verdict
1	1163.000	42.03	-18.03	74.0	-31.97	Peak	68.00	150	Vertical	Pass
1**	1163.000	32.93	-18.03	54.0	-21.07	AV	68.00	150	Vertical	Pass
2	2823.000	43.84	-10.27	74.0	-30.16	Peak	50.00	150	Vertical	Pass
2**	2823.000	33.94	-10.27	54.0	-20.06	AV	50.00	150	Vertical	Pass
3	4916.600	52.23	-2.28	74.0	-21.77	Peak	327.00	150	Vertical	Pass
3**	4916.600	42.57	-2.28	54.0	-11.43	AV	327.00	150	Vertical	Pass
4	5721.600	98.97	-2.41	--	--	Peak	309.00	150	Vertical	N/A
4**	5721.600	92.56	-2.41	--	--	AV	309.00	150	Vertical	N/A
5	7623.587	49.57	-3.02	74.0	-24.43	Peak	117.00	150	Vertical	Pass
5**	7623.587	39.77	-3.02	54.0	-14.23	AV	117.00	150	Vertical	Pass
6	11939.826	53.40	1.69	74.0	-20.60	Peak	220.00	150	Vertical	Pass
6**	11939.826	44.39	1.69	54.0	-9.61	AV	220.00	150	Vertical	Pass

11n20, U-NII-2C&U-NII-3, 1 GHz to 18 GHz, 144 Channel, ANT H

No.	Frequency (MHz)	Results (dBuV/m)	Factor (dB)	Limit (dBuV/m)	Over Limit (dB)	Detector	Table (Degree)	Height (cm)	Antenna	Verdict
1	1096.100	36.64	-18.56	74.0	-37.36	Peak	17.00	150	Horizontal	Pass
1**	1096.100	27.21	-18.56	54.0	-26.79	AV	17.00	150	Horizontal	Pass
2	2836.500	43.20	-10.39	74.0	-30.80	Peak	0.00	150	Horizontal	Pass
2**	2836.500	35.02	-10.39	54.0	-18.98	AV	0.00	150	Horizontal	Pass
3	4800.400	52.26	-2.56	74.0	-21.74	Peak	233.00	150	Horizontal	Pass
3**	4800.400	42.98	-2.56	54.0	-11.02	AV	233.00	150	Horizontal	Pass
4	5718.200	110.36	-2.48	--	--	Peak	233.00	150	Horizontal	N/A
4**	5718.200	102.75	-2.48	--	--	AV	233.00	150	Horizontal	N/A
5	7339.250	49.67	-3.51	74.0	-24.33	Peak	133.00	150	Horizontal	Pass
5**	7339.250	40.70	-3.51	54.0	-13.30	AV	133.00	150	Horizontal	Pass
6	11942.988	53.26	1.60	74.0	-20.74	Peak	8.00	150	Horizontal	Pass
6**	11942.988	43.71	1.60	54.0	-10.29	AV	8.00	150	Horizontal	Pass

11n20, U-NII-2C&U-NII-3, 1 GHz to 18 GHz, 144 Channel, ANT V

No.	Frequency (MHz)	Results (dBuV/m)	Factor (dB)	Limit (dBuV/m)	Over Limit (dB)	Detector	Table (Degree)	Height (cm)	Antenna	Verdict
1	1163.600	41.33	-18.05	74.0	-32.67	Peak	41.00	150	Vertical	Pass
1**	1163.600	29.49	-18.05	54.0	-24.51	AV	41.00	150	Vertical	Pass
2	2823.000	44.66	-10.27	74.0	-29.34	Peak	229.00	150	Vertical	Pass
2**	2823.000	34.67	-10.27	54.0	-19.33	AV	229.00	150	Vertical	Pass
3	4945.600	51.95	-3.26	74.0	-22.05	Peak	301.00	150	Vertical	Pass
3**	4945.600	42.01	-3.26	54.0	-11.99	AV	301.00	150	Vertical	Pass
4	5719.200	98.06	-2.44	--	--	Peak	320.00	150	Vertical	N/A
4**	5719.200	90.84	-2.44	--	--	AV	320.00	150	Vertical	N/A
5	7382.663	49.41	-3.83	74.0	-24.59	Peak	360.00	150	Vertical	Pass
5**	7382.663	40.17	-3.83	54.0	-13.83	AV	360.00	150	Vertical	Pass
6	12271.313	53.04	1.49	74.0	-20.96	Peak	262.00	150	Vertical	Pass
6**	12271.313	44.21	1.49	54.0	-9.79	AV	262.00	150	Vertical	Pass

11n40, U-NII-2C&U-NII-3, 1 GHz to 18 GHz, 142 Channel, ANT H

No.	Frequency (MHz)	Results (dBuV/m)	Factor (dB)	Limit (dBuV/m)	Over Limit (dB)	Detector	Table (Degree)	Height (cm)	Antenna	Verdict
1	1165.100	37.00	-18.11	74.0	-37.00	Peak	360.00	150	Horizontal	Pass
1**	1165.100	29.36	-18.11	54.0	-24.64	AV	360.00	150	Horizontal	Pass
2	2711.900	43.50	-11.20	74.0	-30.50	Peak	319.00	150	Horizontal	Pass
2**	2711.900	34.20	-11.20	54.0	-19.80	AV	319.00	150	Horizontal	Pass
3	4799.000	52.03	-2.55	74.0	-21.97	Peak	154.00	150	Horizontal	Pass
3**	4799.000	42.85	-2.55	54.0	-11.15	AV	154.00	150	Horizontal	Pass
4	5706.800	106.35	-2.32	--	--	Peak	224.00	150	Horizontal	N/A
4**	5706.800	98.53	-2.32	--	--	AV	224.00	150	Horizontal	N/A
5	7612.375	49.14	-3.40	74.0	-24.86	Peak	168.00	150	Horizontal	Pass
5**	7612.375	39.89	-3.40	54.0	-14.11	AV	168.00	150	Horizontal	Pass
6	12237.388	53.40	1.11	74.0	-20.60	Peak	211.00	150	Horizontal	Pass
6**	12237.388	43.78	1.11	54.0	-10.22	AV	211.00	150	Horizontal	Pass

11n40, U-NII-2C&U-NII-3, 1 GHz to 18 GHz, 142 Channel, ANT V

No.	Frequency (MHz)	Results (dBuV/m)	Factor (dB)	Limit (dBuV/m)	Over Limit (dB)	Detector	Table (Degree)	Height (cm)	Antenna	Verdict
1	1166.100	41.48	-18.15	74.0	-32.52	Peak	58.00	150	Vertical	Pass
1**	1166.100	28.10	-18.15	54.0	-25.90	AV	58.00	150	Vertical	Pass
2	2826.600	44.08	-10.26	74.0	-29.92	Peak	96.00	150	Vertical	Pass
2**	2826.600	35.33	-10.26	54.0	-18.67	AV	96.00	150	Vertical	Pass
3	4917.000	51.77	-2.26	74.0	-22.23	Peak	342.00	150	Vertical	Pass
3**	4917.000	42.85	-2.26	54.0	-11.15	AV	342.00	150	Vertical	Pass
4	5706.000	93.74	-2.27	--	--	Peak	304.00	150	Vertical	N/A
4**	5706.000	86.18	-2.27	--	--	AV	304.00	150	Vertical	N/A
5	7620.712	49.92	-3.01	74.0	-24.08	Peak	237.00	150	Vertical	Pass
5**	7620.712	40.91	-3.01	54.0	-13.09	AV	237.00	150	Vertical	Pass
6	12231.063	52.99	1.27	74.0	-21.01	Peak	50.00	150	Vertical	Pass
6**	12231.063	44.75	1.27	54.0	-9.25	AV	50.00	150	Vertical	Pass

11ac20, U-NII-2C&U-NII-3, 1 GHz to 18 GHz, 144 Channel, ANT H

No.	Frequency (MHz)	Results (dBuV/m)	Factor (dB)	Limit (dBuV/m)	Over Limit (dB)	Detector	Table (Degree)	Height (cm)	Antenna	Verdict
1	1164.500	38.21	-18.08	74.0	-35.79	Peak	15.00	150	Horizontal	Pass
1**	1164.500	28.05	-18.08	54.0	-25.95	AV	15.00	150	Horizontal	Pass
2	2811.800	43.83	-10.14	74.0	-30.17	Peak	360.00	150	Horizontal	Pass
2**	2811.800	33.93	-10.14	54.0	-20.07	AV	360.00	150	Horizontal	Pass
3	4965.200	52.81	-3.17	74.0	-21.19	Peak	169.00	150	Horizontal	Pass
3**	4965.200	44.01	-3.17	54.0	-9.99	AV	169.00	150	Horizontal	Pass
4	5718.200	111.38	-2.48	--	--	Peak	232.00	150	Horizontal	N/A
4**	5718.200	103.25	-2.48	--	--	AV	232.00	150	Horizontal	N/A
5	7483.863	49.12	-4.17	74.0	-24.88	Peak	176.00	150	Horizontal	Pass
5**	7483.863	39.42	-4.17	54.0	-14.58	AV	176.00	150	Horizontal	Pass
6	11601.724	52.39	-0.04	74.0	-21.61	Peak	32.00	150	Horizontal	Pass
6**	11601.724	43.30	-0.04	54.0	-10.70	AV	32.00	150	Horizontal	Pass

11a20, U-NII-2C&U-NII-3, 1 GHz to 18 GHz, 144 Channel, ANT V

No.	Frequency (MHz)	Results (dBuV/m)	Factor (dB)	Limit (dBuV/m)	Over Limit (dB)	Detector	Table (Degree)	Height (cm)	Antenna	Verdict
1	1161.200	41.67	-18.03	74.0	-32.33	Peak	45.00	150	Vertical	Pass
1**	1161.200	28.61	-18.03	54.0	-25.39	AV	45.00	150	Vertical	Pass
2	2840.800	43.87	-10.24	74.0	-30.13	Peak	234.00	150	Vertical	Pass
2**	2840.800	34.25	-10.24	54.0	-19.75	AV	234.00	150	Vertical	Pass
3	4840.200	52.34	-3.39	74.0	-21.66	Peak	44.00	150	Vertical	Pass
3**	4840.200	42.65	-3.39	54.0	-11.35	AV	44.00	150	Vertical	Pass
4	5721.600	97.59	-2.41	--	--	Peak	352.00	150	Vertical	N/A
4**	5721.600	90.80	-2.41	--	--	AV	352.00	150	Vertical	N/A
5	7382.663	49.49	-3.83	74.0	-24.51	Peak	164.00	150	Vertical	Pass
5**	7382.663	39.56	-3.83	54.0	-14.44	AV	164.00	150	Vertical	Pass
6	12265.562	53.60	1.31	74.0	-20.40	Peak	0.00	150	Vertical	Pass
6**	12265.562	44.21	1.31	54.0	-9.79	AV	0.00	150	Vertical	Pass

11ac40, U-NII-2C&U-NII-3, 1 GHz to 18 GHz, 142 Channel, ANT H

No.	Frequency (MHz)	Results (dBuV/m)	Factor (dB)	Limit (dBuV/m)	Over Limit (dB)	Detector	Table (Degree)	Height (cm)	Antenna	Verdict
1	1166.000	37.82	-18.15	74.0	-36.18	Peak	1.00	150	Horizontal	Pass
1**	1166.000	28.53	-18.15	54.0	-25.47	AV	1.00	150	Horizontal	Pass
2	2743.200	43.46	-10.94	74.0	-30.54	Peak	181.00	150	Horizontal	Pass
2**	2743.200	34.06	-10.94	54.0	-19.94	AV	181.00	150	Horizontal	Pass
3	4908.600	52.50	-2.44	74.0	-21.50	Peak	121.00	150	Horizontal	Pass
3**	4908.600	43.24	-2.44	54.0	-10.76	AV	121.00	150	Horizontal	Pass
4	5719.400	106.77	-2.43	--	--	Peak	239.00	150	Horizontal	N/A
4**	5719.400	98.03	-2.43	--	--	AV	239.00	150	Horizontal	N/A
5	7365.412	49.25	-4.02	74.0	-24.75	Peak	24.00	150	Horizontal	Pass
5**	7365.412	40.03	-4.02	54.0	-13.97	AV	24.00	150	Horizontal	Pass
6	11679.638	53.28	0.17	74.0	-20.72	Peak	193.00	150	Horizontal	Pass
6**	11679.638	43.31	0.17	54.0	-10.69	AV	193.00	150	Horizontal	Pass

11ac40, U-NII-2C&U-NII-3, 1 GHz to 18 GHz, 142 Channel, ANT V

No.	Frequency (MHz)	Results (dBuV/m)	Factor (dB)	Limit (dBuV/m)	Over Limit (dB)	Detector	Table (Degree)	Height (cm)	Antenna	Verdict
1	1161.200	42.61	-18.03	74.0	-31.39	Peak	50.00	150	Vertical	Pass
1**	1161.200	27.68	-18.03	54.0	-26.32	AV	50.00	150	Vertical	Pass
2	2833.300	44.85	-10.34	74.0	-29.15	Peak	50.00	150	Vertical	Pass
2**	2833.300	34.67	-10.34	54.0	-19.33	AV	50.00	150	Vertical	Pass
3	4898.200	53.04	-2.93	74.0	-20.96	Peak	77.00	150	Vertical	Pass
3**	4898.200	42.55	-2.93	54.0	-11.45	AV	77.00	150	Vertical	Pass
4	5714.400	93.56	-2.47	--	--	Peak	318.00	150	Vertical	N/A
4**	5714.400	85.89	-2.47	--	--	AV	318.00	150	Vertical	N/A
5	7365.412	48.99	-4.02	74.0	-25.01	Peak	311.00	150	Vertical	Pass
5**	7365.412	40.41	-4.02	54.0	-13.59	AV	311.00	150	Vertical	Pass
6	12333.125	53.64	1.37	74.0	-20.36	Peak	360.00	150	Vertical	Pass
6**	12333.125	44.95	1.37	54.0	-9.05	AV	360.00	150	Vertical	Pass

11ac80, U-NII-2C&U-NII-3, 1 GHz to 18 GHz, 138 Channel, ANT H

No.	Frequency (MHz)	Results (dBuV/m)	Factor (dB)	Limit (dBuV/m)	Over Limit (dB)	Detector	Table (Degree)	Height (cm)	Antenna	Verdict
1	1161.700	38.23	-18.03	74.0	-35.77	Peak	115.00	150	Horizontal	Pass
1**	1161.700	29.18	-18.03	54.0	-24.82	AV	115.00	150	Horizontal	Pass
2	2830.900	44.30	-10.37	74.0	-29.70	Peak	292.00	150	Horizontal	Pass
2**	2830.900	34.88	-10.37	54.0	-19.12	AV	292.00	150	Horizontal	Pass
3	4802.000	52.26	-2.61	74.0	-21.74	Peak	47.00	150	Horizontal	Pass
3**	4802.000	42.91	-2.61	54.0	-11.09	AV	47.00	150	Horizontal	Pass
4	5695.800	97.91	-2.08	--	--	Peak	229.00	150	Horizontal	N/A
4**	5695.800	90.71	-2.08	--	--	AV	229.00	150	Horizontal	N/A
5	7457.987	49.09	-3.97	74.0	-24.91	Peak	38.00	150	Horizontal	Pass
5**	7457.987	39.53	-3.97	54.0	-14.47	AV	38.00	150	Horizontal	Pass
6	12290.288	53.83	1.66	74.0	-20.17	Peak	0.00	150	Horizontal	Pass
6**	12290.288	43.31	1.66	54.0	-10.69	AV	0.00	150	Horizontal	Pass

11ac80, U-NII-2C&U-NII-3, 1 GHz to 18 GHz, 138 Channel, ANT V

No.	Frequency (MHz)	Results (dBuV/m)	Factor (dB)	Limit (dBuV/m)	Over Limit (dB)	Detector	Table (Degree)	Height (cm)	Antenna	Verdict
1	1166.500	41.02	-18.17	74.0	-32.98	Peak	41.00	150	Vertical	Pass
1**	1166.500	36.05	-18.17	54.0	-17.95	AV	41.00	150	Vertical	Pass
2	2826.900	45.05	-10.27	74.0	-28.95	Peak	41.00	150	Vertical	Pass
2**	2826.900	34.48	-10.27	54.0	-19.52	AV	41.00	150	Vertical	Pass
3	4916.800	52.35	-2.27	74.0	-21.65	Peak	119.00	150	Vertical	Pass
3**	4916.800	42.60	-2.27	54.0	-11.40	AV	119.00	150	Vertical	Pass
4	5695.800	85.24	-2.08	--	--	Peak	333.00	150	Vertical	N/A
4**	5695.800	76.35	-2.08	--	--	AV	333.00	150	Vertical	N/A
5	7349.313	49.21	-3.86	74.0	-24.79	Peak	55.00	150	Vertical	Pass
5**	7349.313	39.69	-3.86	54.0	-14.31	AV	55.00	150	Vertical	Pass
6	11374.888	53.03	-0.29	74.0	-20.97	Peak	310.00	150	Vertical	Pass
6**	11374.888	42.39	-0.29	54.0	-11.61	AV	310.00	150	Vertical	Pass

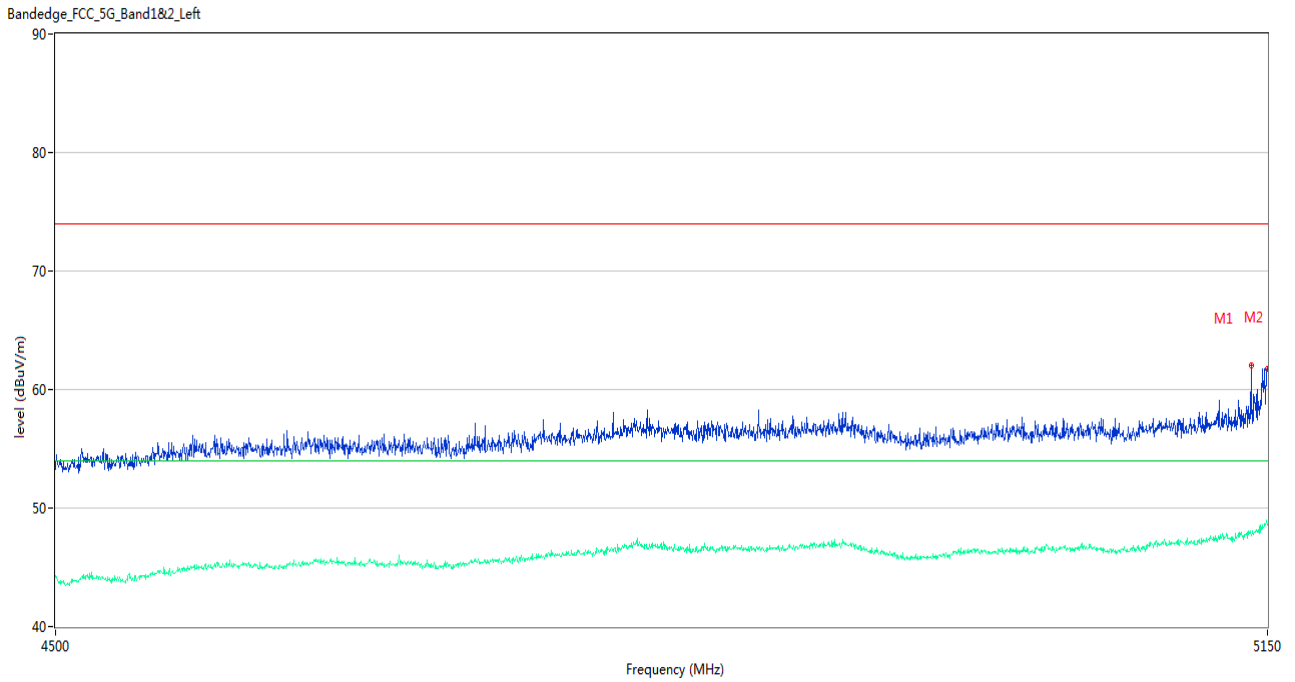
A.6.2 Band Edge (Restricted-band)

Test Band	Mode	Channel	Verdict
U-NII-1	802.11a	Low	Pass
		High	Pass
	802.11n(HT20)	Low	Pass
		High	Pass
	802.11n(HT40)	Low	Pass
		High	Pass
	802.11ac(VHT20)	Low	Pass
		High	Pass
	802.11ac(VHT40)	Low	Pass
		High	Pass
802.11ac(VHT80)	Middle	Pass	
U-NII-2A	802.11a	Low	Pass
		High	Pass
	802.11n(HT20)	Low	Pass
		High	Pass
	802.11n(HT40)	Low	Pass
		High	Pass
	802.11ac(VHT20)	Low	Pass
		High	Pass
	802.11ac(VHT40)	Low	Pass
		High	Pass
802.11ac(VHT80)	Middle	Pass	
U-NII-2C	802.11a	Low	Pass
		High	Pass
	802.11n(HT20)	Low	Pass
		High	Pass
	802.11n(HT40)	Low	Pass
		High	Pass
	802.11ac(VHT20)	Low	Pass
		High	Pass
	802.11ac(VHT40)	Low	Pass
		High	Pass
802.11ac(VHT80)	Low	Pass	
	High	Pass	

Test Band	Mode	Channel	Verdict
U-NII-2C & U-NII-3	802.11a	144	Pass
	802.11n(HT20)	144	Pass
	802.11n(HT40)	142	Pass
	802.11ac(VHT20)	144	Pass
	802.11ac(VHT40)	142	Pass
	802.11ac(VHT80)	138	Pass

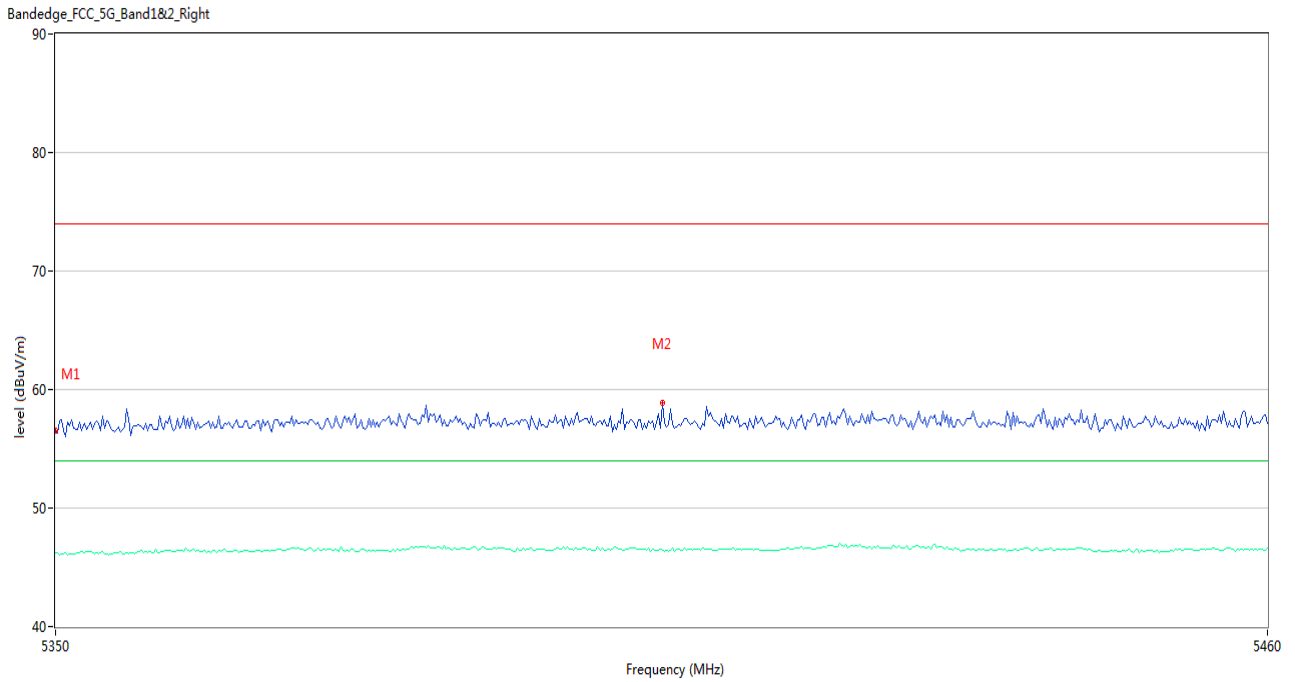
Test Data and Plots

U-NII-1 11a CH36



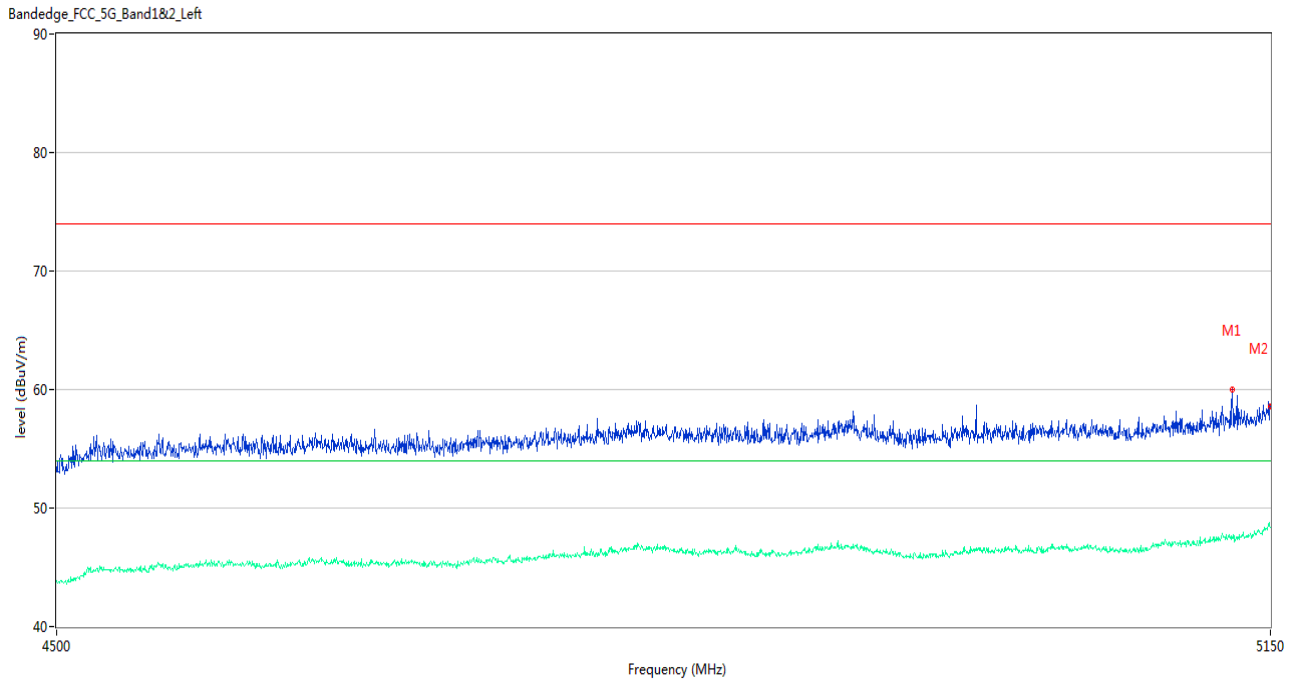
No.	Frequency (MHz)	Results (dBuV/m)	Factor (dB)	Limit (dBuV/m)	Over Limit (dB)	Detector	Table (Degree)	Height (cm)	Antenna	Verdict
1	5140.575	62.05	3.57	74.0	-11.95	Peak	120.00	150	Horizontal	Pass
1**	5140.575	47.67	3.57	54.0	-6.33	AV	120.00	150	Horizontal	Pass
2	5150.000	61.77	3.22	74.0	-12.23	Peak	137.00	150	Horizontal	Pass
2**	5150.000	48.61	3.22	54.0	-5.39	AV	137.00	150	Horizontal	Pass

U-NII-1 11a CH48



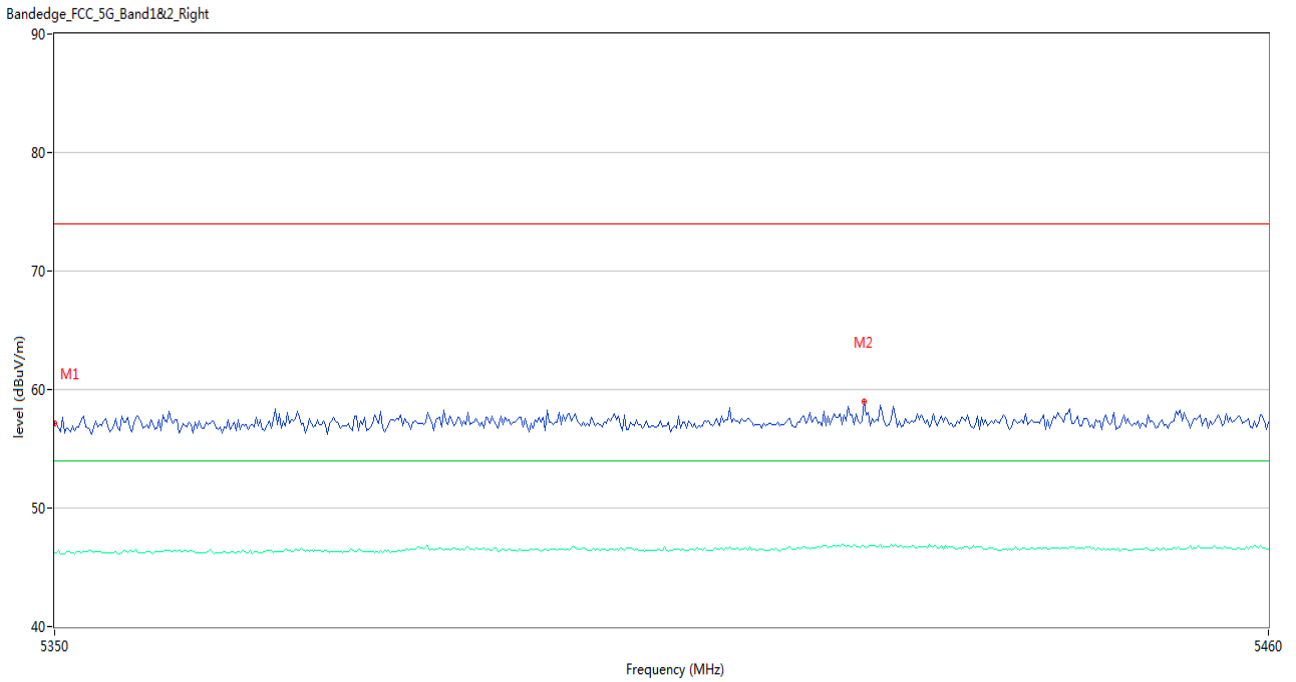
No.	Frequency (MHz)	Results (dBuV/m)	Factor (dB)	Limit (dBuV/m)	Over Limit (dB)	Detector	Table (Degree)	Height (cm)	Antenna	Verdict
1	5350.000	56.53	2.98	74.0	-17.47	Peak	312.00	150	Horizontal	Pass
1**	5350.000	46.21	2.98	54.0	-7.79	AV	312.00	150	Horizontal	Pass
2	5404.817	58.90	3.31	74.0	-15.10	Peak	200.00	150	Horizontal	Pass
2**	5404.817	46.44	3.31	54.0	-7.56	AV	200.00	150	Horizontal	Pass

U-NII-1 11n20 CH36



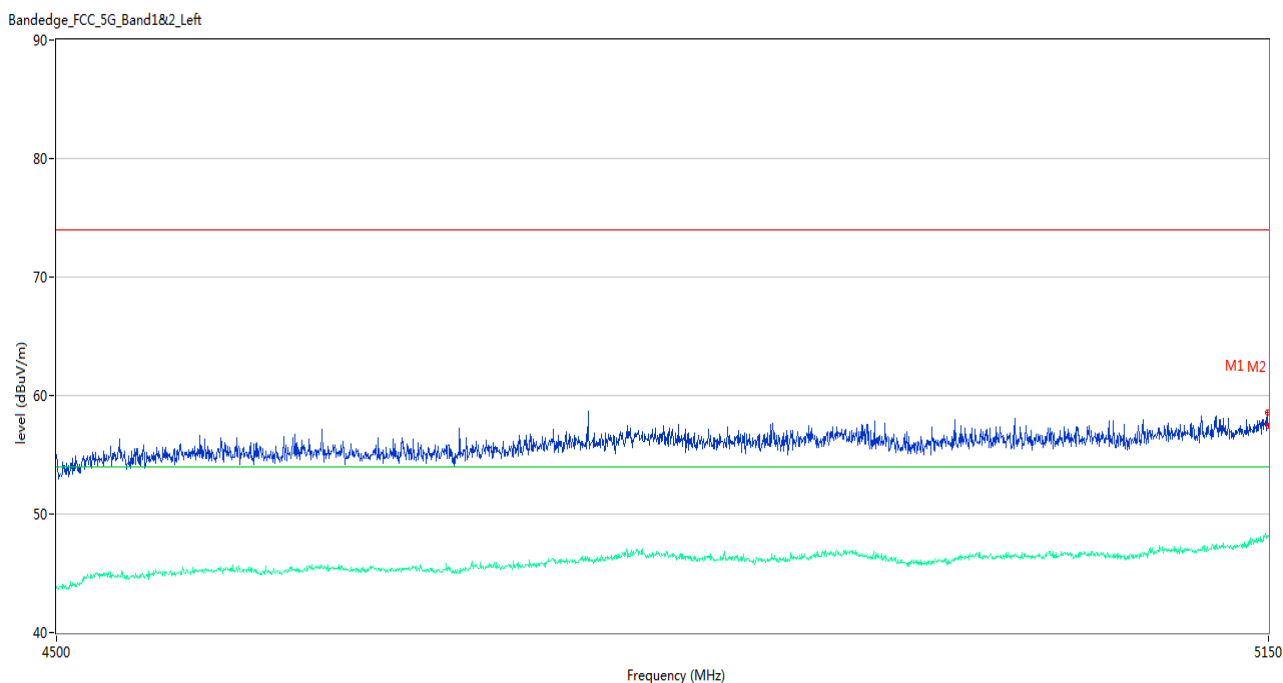
No.	Frequency (MHz)	Results (dBuV/m)	Factor (dB)	Limit (dBuV/m)	Over Limit (dB)	Detector	Table (Degree)	Height (cm)	Antenna	Verdict
1	5128.225	59.99	3.73	74.0	-14.01	Peak	130.00	150	Horizontal	Pass
1**	5128.225	47.47	3.73	54.0	-6.53	AV	130.00	150	Horizontal	Pass
2	5150.000	58.59	3.22	74.0	-15.41	Peak	138.00	150	Horizontal	Pass
2**	5150.000	48.40	3.22	54.0	-5.60	AV	138.00	150	Horizontal	Pass

U-NII-1 11n20 CH48



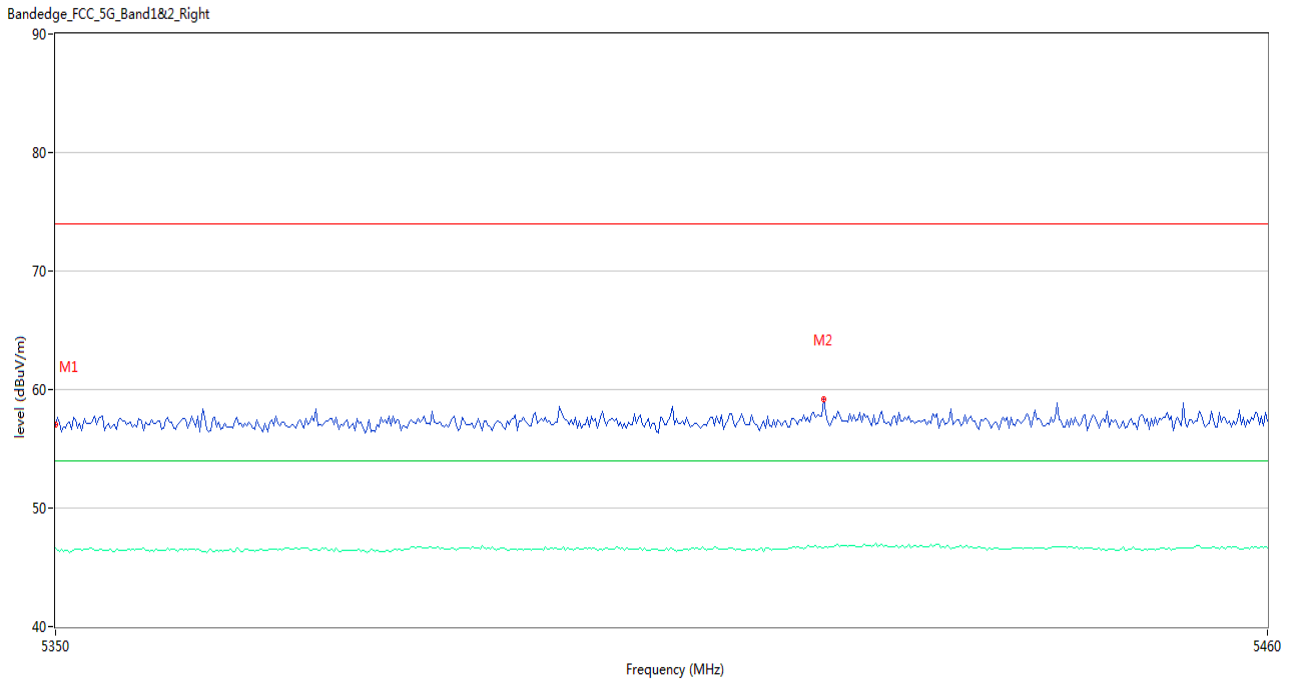
No.	Frequency (MHz)	Results (dBuV/m)	Factor (dB)	Limit (dBuV/m)	Over Limit (dB)	Detector	Table (Degree)	Height (cm)	Antenna	Verdict
1	5350.000	57.17	2.98	74.0	-16.83	Peak	178.00	150	Horizontal	Pass
1**	5350.000	46.20	2.98	54.0	-7.80	AV	178.00	150	Horizontal	Pass
2	5423.150	58.98	3.27	74.0	-15.02	Peak	158.00	150	Horizontal	Pass
2**	5423.150	46.77	3.27	54.0	-7.23	AV	158.00	150	Horizontal	Pass

U-NII-1 11n40 CH38



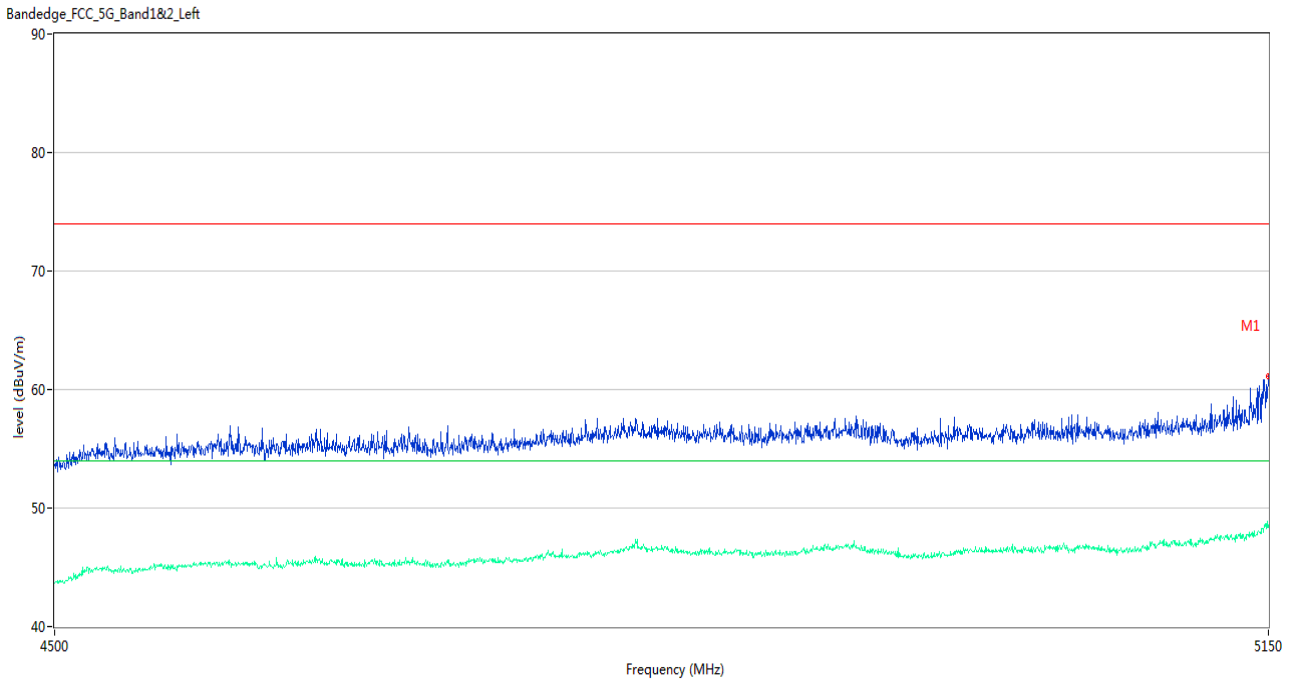
No.	Frequency (MHz)	Results (dBuV/m)	Factor (dB)	Limit (dBuV/m)	Over Limit (dB)	Detector	Table (Degree)	Height (cm)	Antenna	Verdict
1	5149.350	58.62	3.30	74.0	-15.38	Peak	207.00	150	Horizontal	Pass
1**	5149.350	48.14	3.30	54.0	-5.86	AV	207.00	150	Horizontal	Pass
2	5150.000	57.44	3.22	74.0	-16.56	Peak	124.00	150	Horizontal	Pass
2**	5150.000	48.13	3.22	54.0	-5.87	AV	124.00	150	Horizontal	Pass

U-NII-1 11n40 CH46



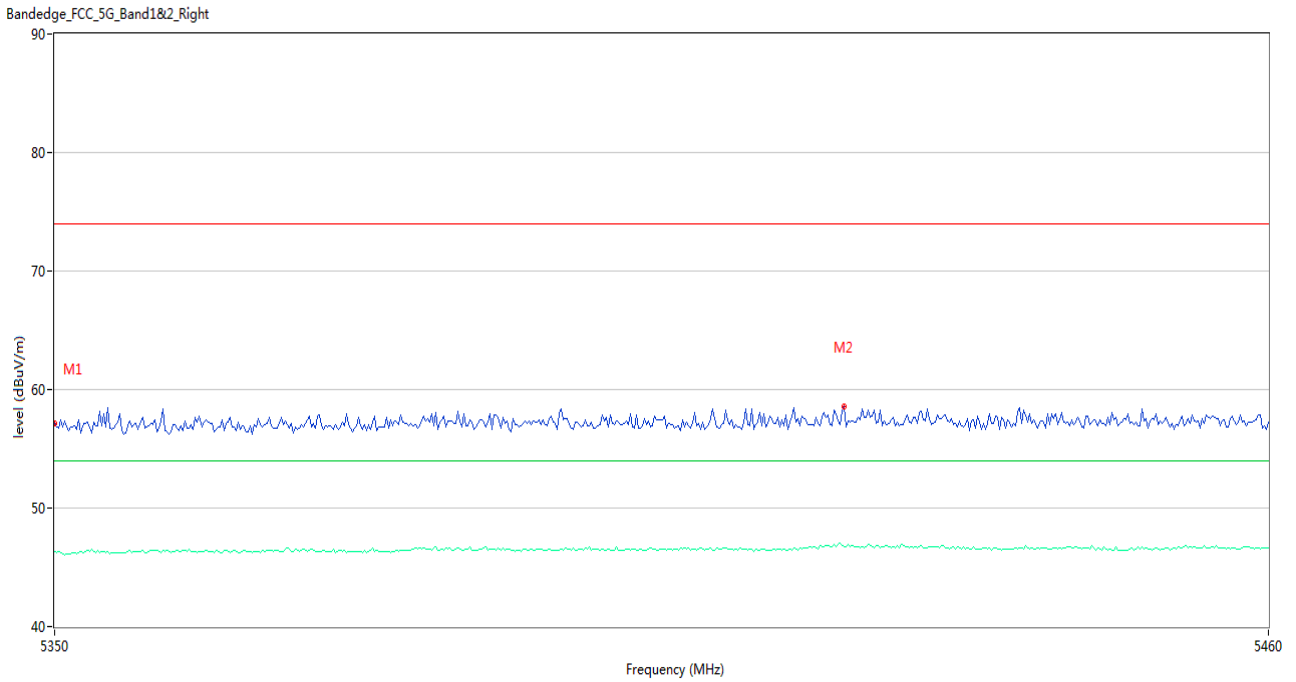
No.	Frequency (MHz)	Results (dBuV/m)	Factor (dB)	Limit (dBuV/m)	Over Limit (dB)	Detector	Table (Degree)	Height (cm)	Antenna	Verdict
1	5350.000	57.08	2.98	74.0	-16.92	Peak	58.00	150	Horizontal	Pass
1**	5350.000	46.61	2.98	54.0	-7.39	AV	58.00	150	Horizontal	Pass
2	5419.484	59.17	3.28	74.0	-14.83	Peak	76.00	150	Horizontal	Pass
2**	5419.484	46.63	3.28	54.0	-7.37	AV	76.00	150	Horizontal	Pass

U-NII-1 11ac20 CH36



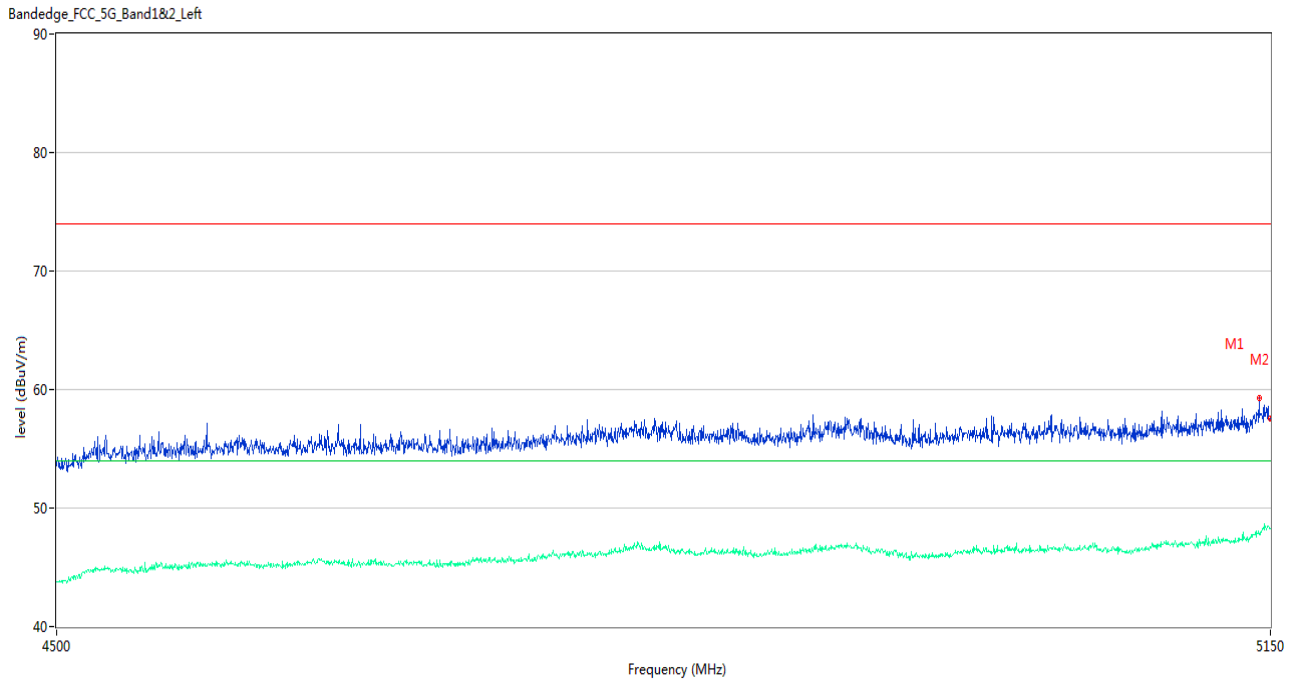
No.	Frequency (MHz)	Results (dBuV/m)	Factor (dB)	Limit (dBuV/m)	Over Limit (dB)	Detector	Table (Degree)	Height (cm)	Antenna	Verdict
1	5150.000	61.09	3.22	74.0	-12.91	Peak	134.00	150	Horizontal	Pass
1**	5150.000	48.37	3.22	54.0	-5.63	AV	134.00	150	Horizontal	Pass

U-NII-1 11ac20 CH48



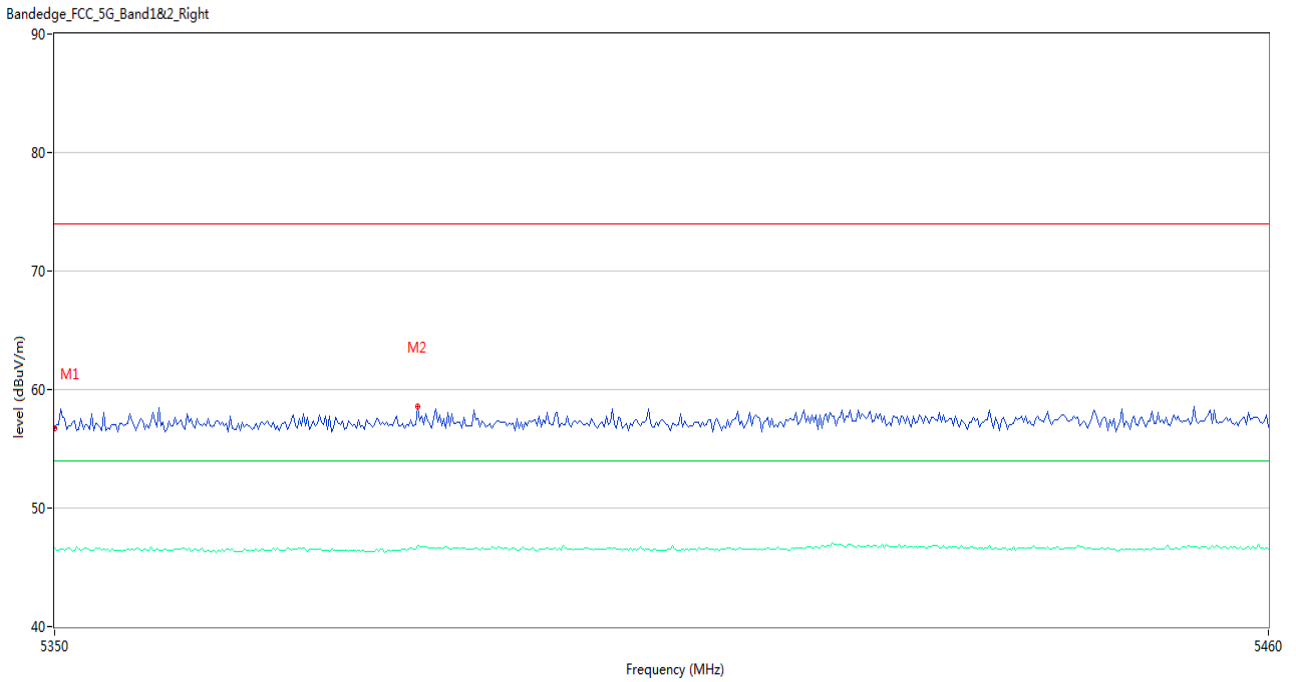
No.	Frequency (MHz)	Results (dBuV/m)	Factor (dB)	Limit (dBuV/m)	Over Limit (dB)	Detector	Table (Degree)	Height (cm)	Antenna	Verdict
1	5350.000	57.16	2.98	74.0	-16.84	Peak	278.00	150	Horizontal	Pass
1**	5350.000	46.31	2.98	54.0	-7.69	AV	278.00	150	Horizontal	Pass
2	5421.317	58.61	3.35	74.0	-15.39	Peak	61.00	150	Horizontal	Pass
2**	5421.317	46.76	3.35	54.0	-7.24	AV	61.00	150	Horizontal	Pass

U-NII-1 11ac40 CH38



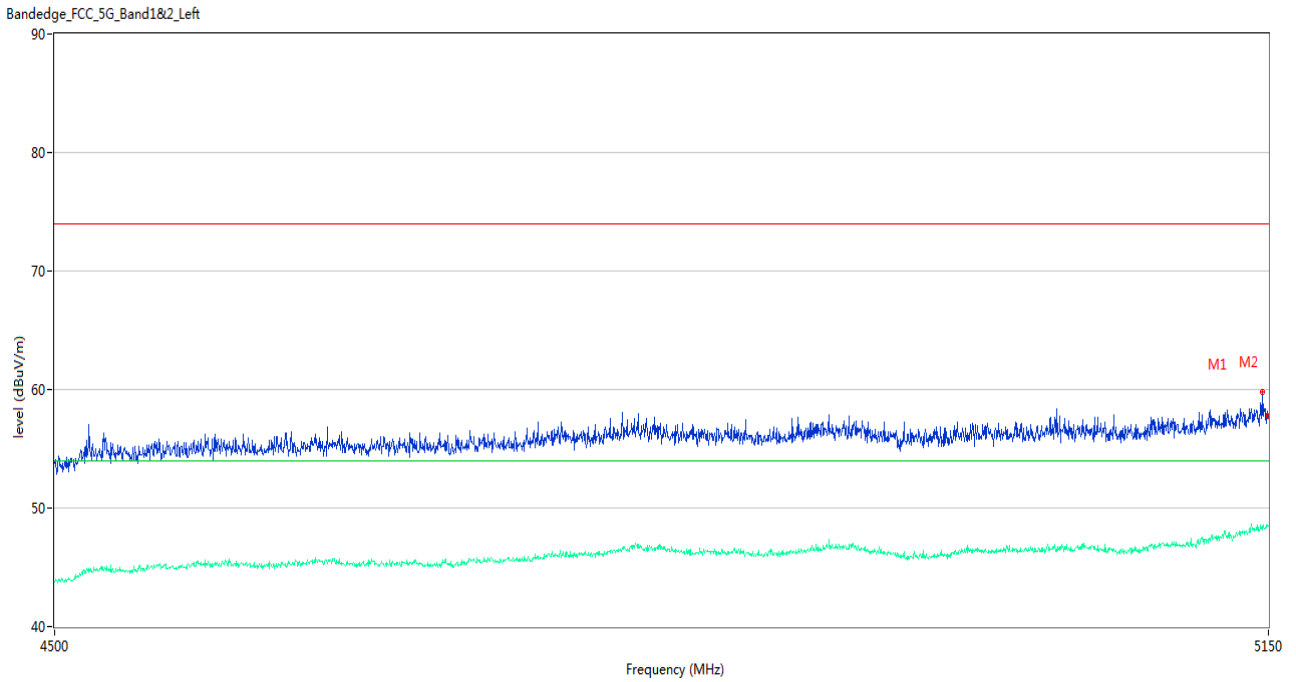
No.	Frequency (MHz)	Results (dBuV/m)	Factor (dB)	Limit (dBuV/m)	Over Limit (dB)	Detector	Table (Degree)	Height (cm)	Antenna	Verdict
1	5143.500	59.29	3.46	74.0	-14.71	Peak	124.00	150	Horizontal	Pass
1**	5143.500	47.71	3.46	54.0	-6.29	AV	124.00	150	Horizontal	Pass
2	5150.000	57.57	3.22	74.0	-16.43	Peak	149.00	150	Horizontal	Pass
2**	5150.000	48.27	3.22	54.0	-5.73	AV	149.00	150	Horizontal	Pass

U-NII-1 11ac40 CH46



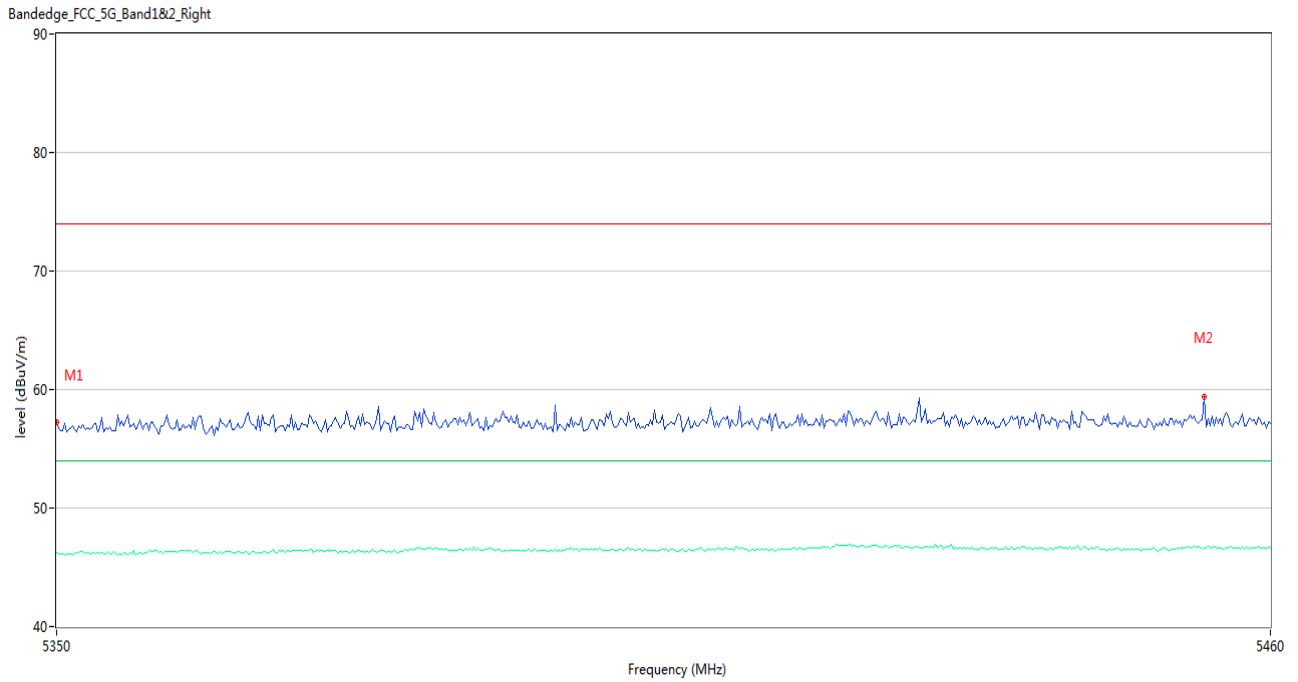
No.	Frequency (MHz)	Results (dBuV/m)	Factor (dB)	Limit (dBuV/m)	Over Limit (dB)	Detector	Table (Degree)	Height (cm)	Antenna	Verdict
1	5350.000	56.72	2.98	74.0	-17.28	Peak	246.00	150	Horizontal	Pass
1**	5350.000	46.60	2.98	54.0	-7.40	AV	246.00	150	Horizontal	Pass
2	5382.633	58.62	3.60	74.0	-15.38	Peak	359.00	150	Horizontal	Pass
2**	5382.633	46.80	3.60	54.0	-7.20	AV	359.00	150	Horizontal	Pass

U-NII-1 11ac80 CH42



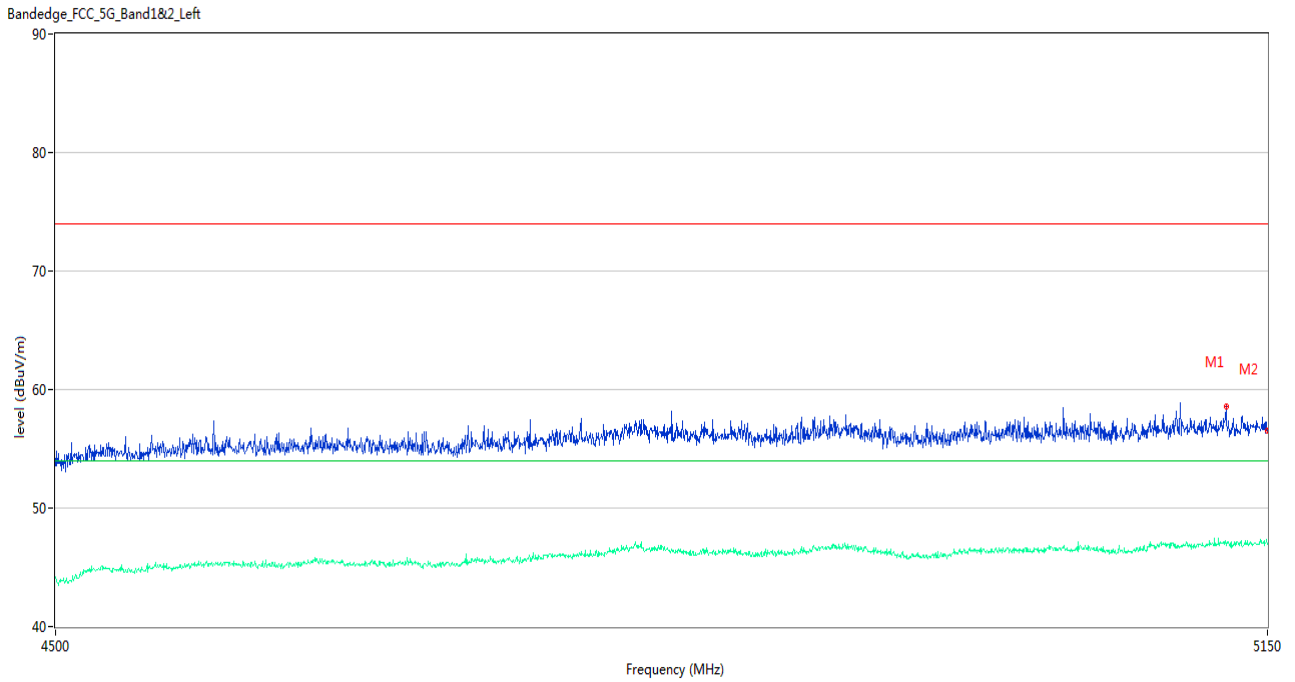
No.	Frequency (MHz)	Results (dBuV/m)	Factor (dB)	Limit (dBuV/m)	Over Limit (dB)	Detector	Table (Degree)	Height (cm)	Antenna	Verdict
1	5146.425	59.82	3.39	74.0	-14.18	Peak	181.00	150	Horizontal	Pass
1**	5146.425	48.20	3.39	54.0	-5.80	AV	181.00	150	Horizontal	Pass
2	5150.000	57.78	3.22	74.0	-16.22	Peak	117.00	150	Horizontal	Pass
2**	5150.000	48.42	3.22	54.0	-5.58	AV	117.00	150	Horizontal	Pass

U-NII-1 11ac80 CH42



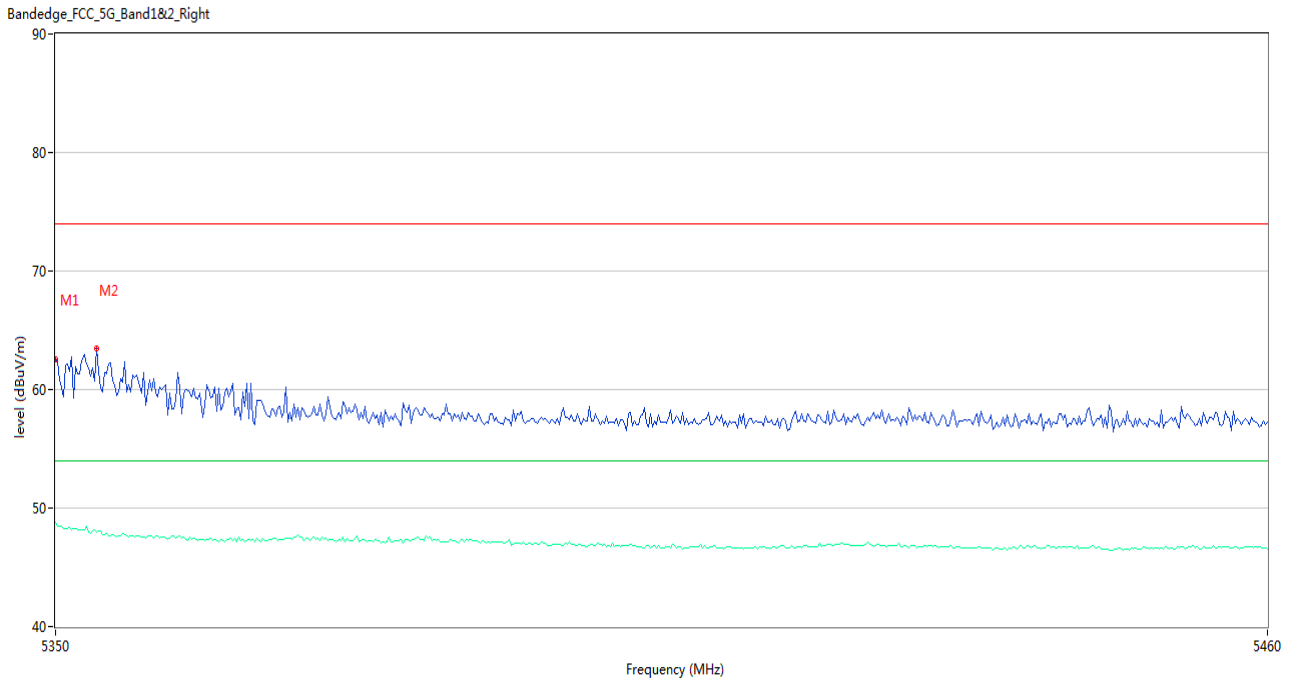
No.	Frequency (MHz)	Results (dBuV/m)	Factor (dB)	Limit (dBuV/m)	Over Limit (dB)	Detector	Table (Degree)	Height (cm)	Antenna	Verdict
1	5350.000	57.21	2.98	74.0	-16.79	Peak	215.00	150	Horizontal	Pass
1**	5350.000	46.23	2.98	54.0	-7.77	AV	215.00	150	Horizontal	Pass
2	5453.950	59.43	3.84	74.0	-14.57	Peak	231.00	150	Horizontal	Pass
2**	5453.950	46.67	3.84	54.0	-7.33	AV	231.00	150	Horizontal	Pass

U-NII-2A 11a CH52



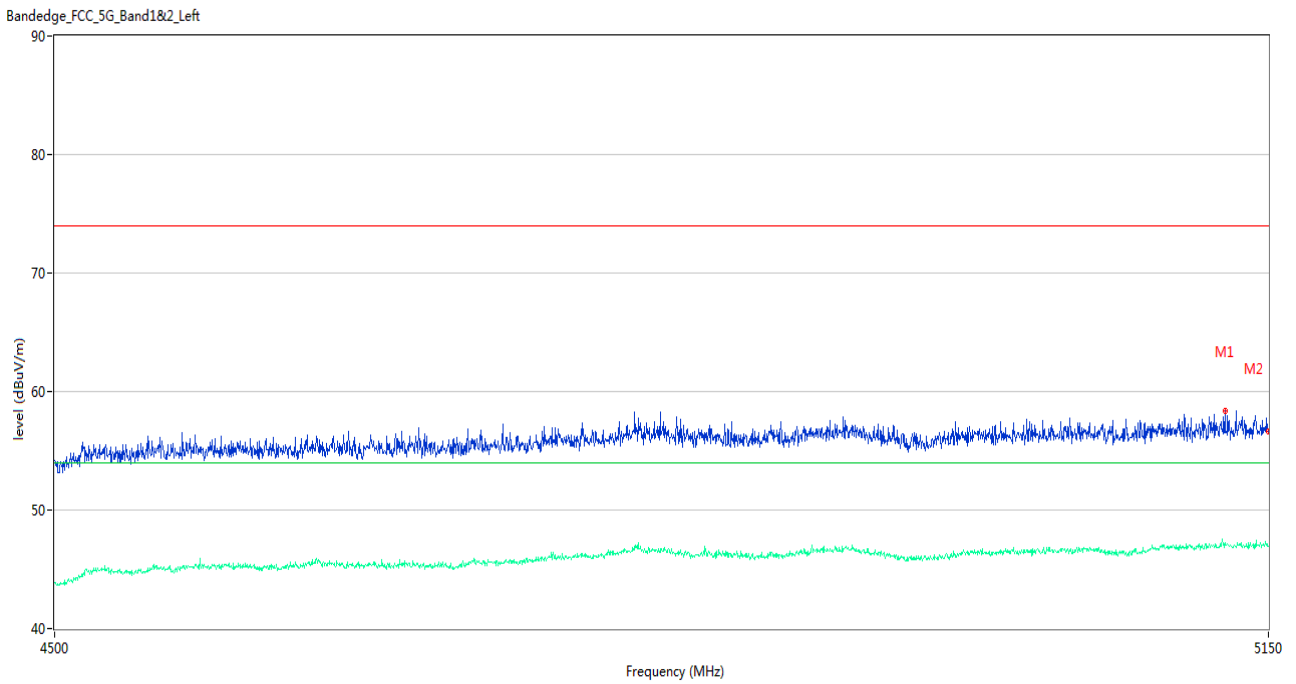
No.	Frequency (MHz)	Results (dBuV/m)	Factor (dB)	Limit (dBuV/m)	Over Limit (dB)	Detector	Table (Degree)	Height (cm)	Antenna	Verdict
1	5126.275	58.55	3.80	74.0	-15.45	Peak	258.00	150	Horizontal	Pass
1**	5126.275	46.85	3.80	54.0	-7.15	AV	258.00	150	Horizontal	Pass
2	5150.000	56.54	3.22	74.0	-17.46	Peak	252.00	150	Horizontal	Pass
2**	5150.000	46.90	3.22	54.0	-7.10	AV	252.00	150	Horizontal	Pass

U-NII-2A 11a CH64



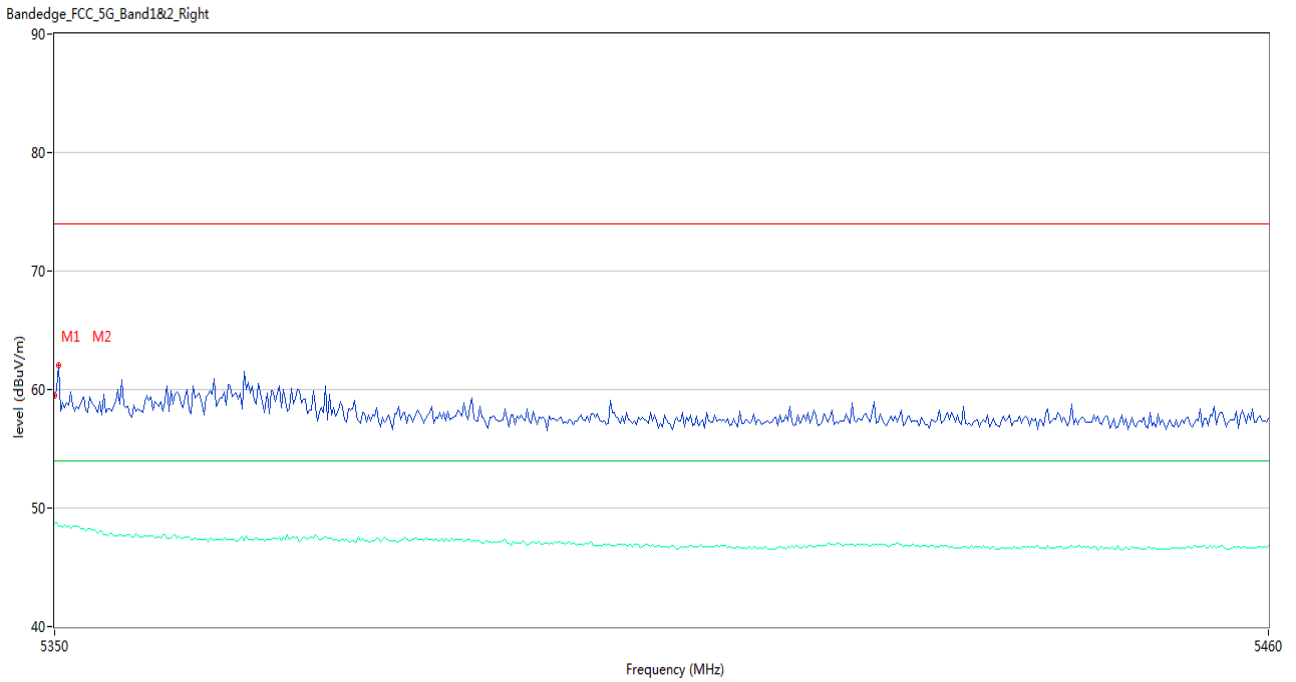
No.	Frequency (MHz)	Results (dBuV/m)	Factor (dB)	Limit (dBuV/m)	Over Limit (dB)	Detector	Table (Degree)	Height (cm)	Antenna	Verdict
1	5350.000	62.58	2.98	74.0	-11.42	Peak	204.00	150	Horizontal	Pass
1**	5350.000	48.78	2.98	54.0	-5.22	AV	204.00	150	Horizontal	Pass
2	5353.667	63.50	3.15	74.0	-10.50	Peak	204.00	150	Horizontal	Pass
2**	5353.667	47.93	3.15	54.0	-6.07	AV	204.00	150	Horizontal	Pass

U-NII-2A 11n20 CH52



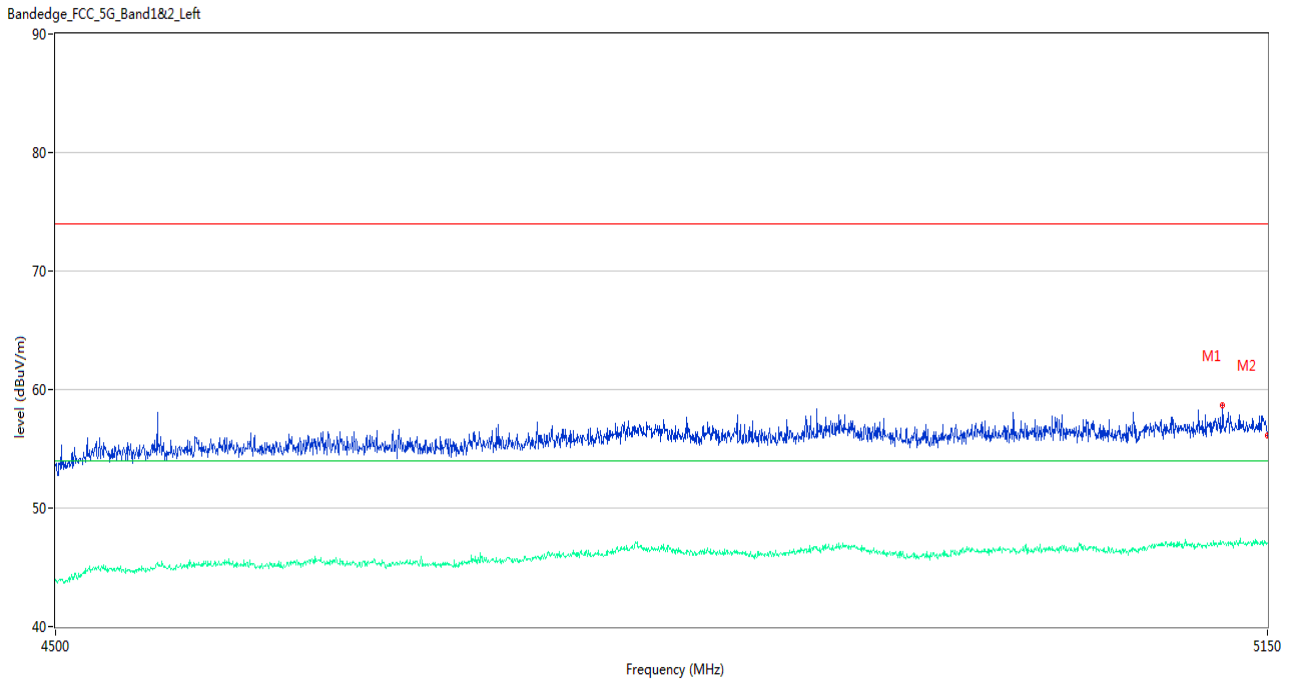
No.	Frequency (MHz)	Results (dBuV/m)	Factor (dB)	Limit (dBuV/m)	Over Limit (dB)	Detector	Table (Degree)	Height (cm)	Antenna	Verdict
1	5125.300	58.40	3.82	74.0	-15.60	Peak	215.00	150	Horizontal	Pass
1**	5125.300	47.05	3.82	54.0	-6.95	AV	215.00	150	Horizontal	Pass
2	5150.000	56.59	3.22	74.0	-17.41	Peak	215.00	150	Horizontal	Pass
2**	5150.000	46.98	3.22	54.0	-7.02	AV	215.00	150	Horizontal	Pass

U-NII-2A 11n20 CH64



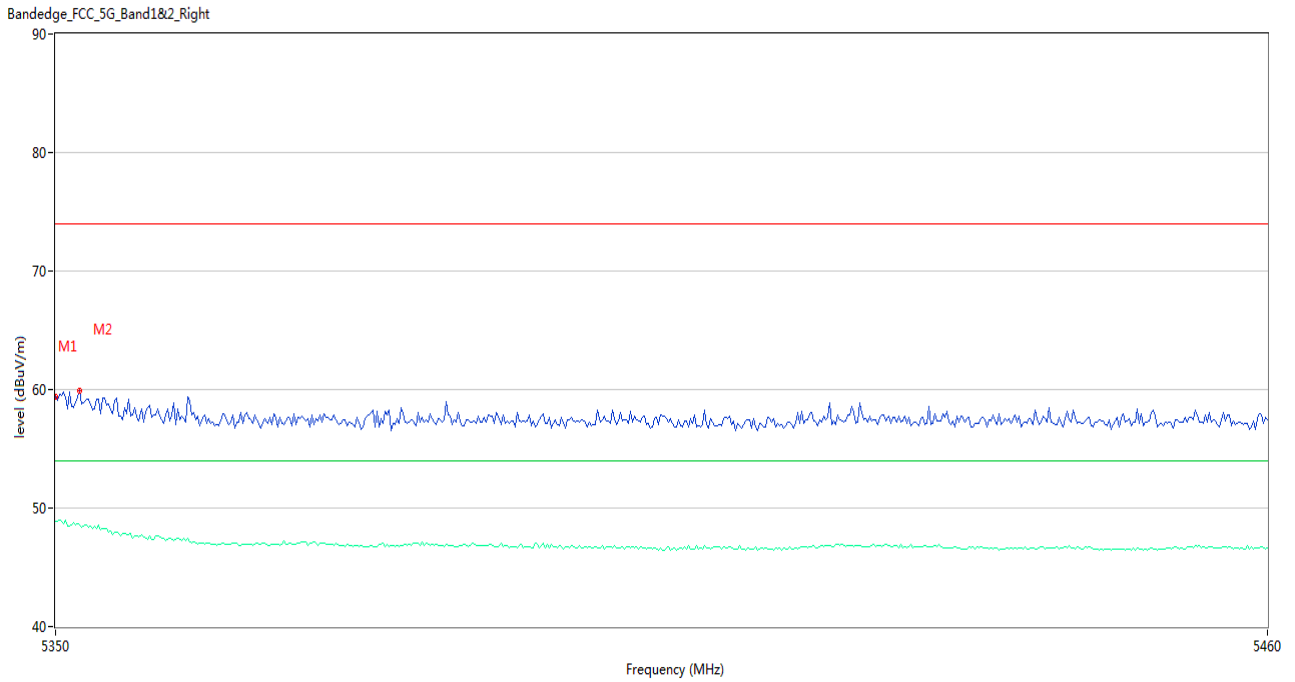
No.	Frequency (MHz)	Results (dBuV/m)	Factor (dB)	Limit (dBuV/m)	Over Limit (dB)	Detector	Table (Degree)	Height (cm)	Antenna	Verdict
1	5350.000	59.44	2.98	74.0	-14.56	Peak	221.00	150	Horizontal	Pass
1**	5350.000	48.72	2.98	54.0	-5.28	AV	221.00	150	Horizontal	Pass
2	5350.367	62.09	2.95	74.0	-11.91	Peak	212.00	150	Horizontal	Pass
2**	5350.367	48.49	2.95	54.0	-5.51	AV	212.00	150	Horizontal	Pass

U-NII-2A 11n40 CH54



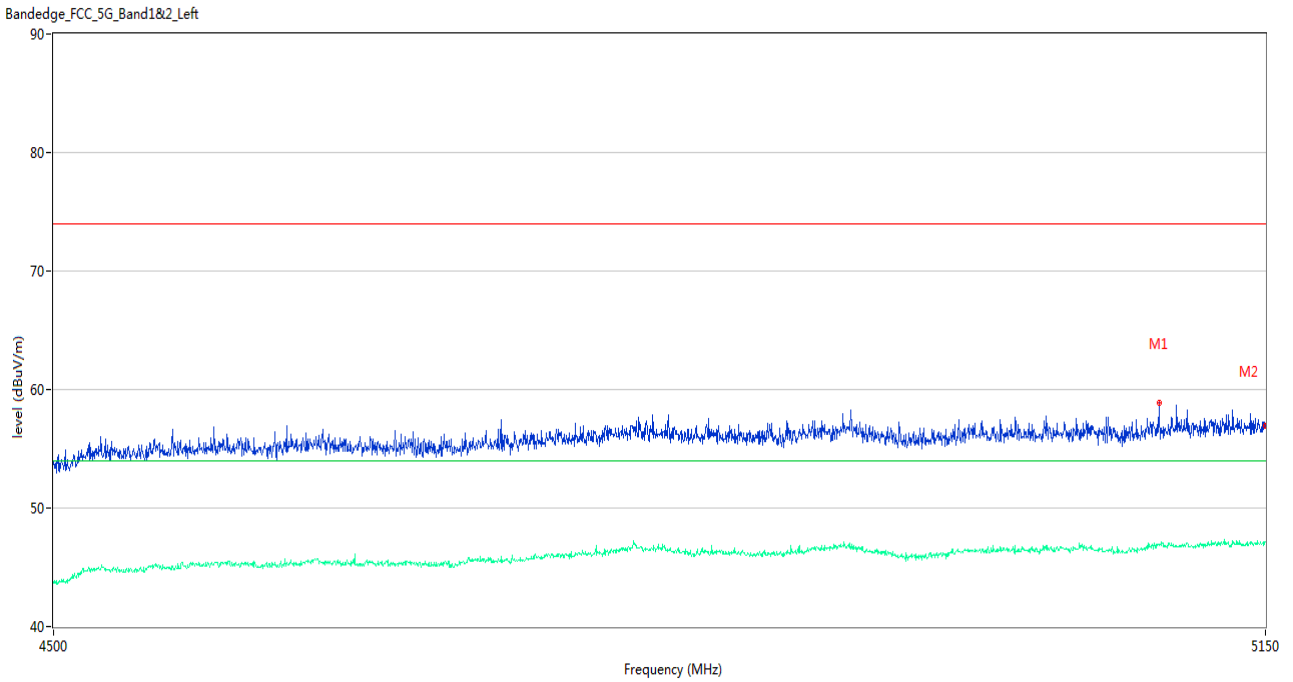
No.	Frequency (MHz)	Results (dBuV/m)	Factor (dB)	Limit (dBuV/m)	Over Limit (dB)	Detector	Table (Degree)	Height (cm)	Antenna	Verdict
1	5124.325	58.66	3.83	74.0	-15.34	Peak	201.00	150	Horizontal	Pass
1**	5124.325	47.10	3.83	54.0	-6.90	AV	201.00	150	Horizontal	Pass
2	5150.000	56.08	3.22	74.0	-17.92	Peak	232.00	150	Horizontal	Pass
2**	5150.000	47.03	3.22	54.0	-6.97	AV	232.00	150	Horizontal	Pass

U-NII-2A 11n40 CH62



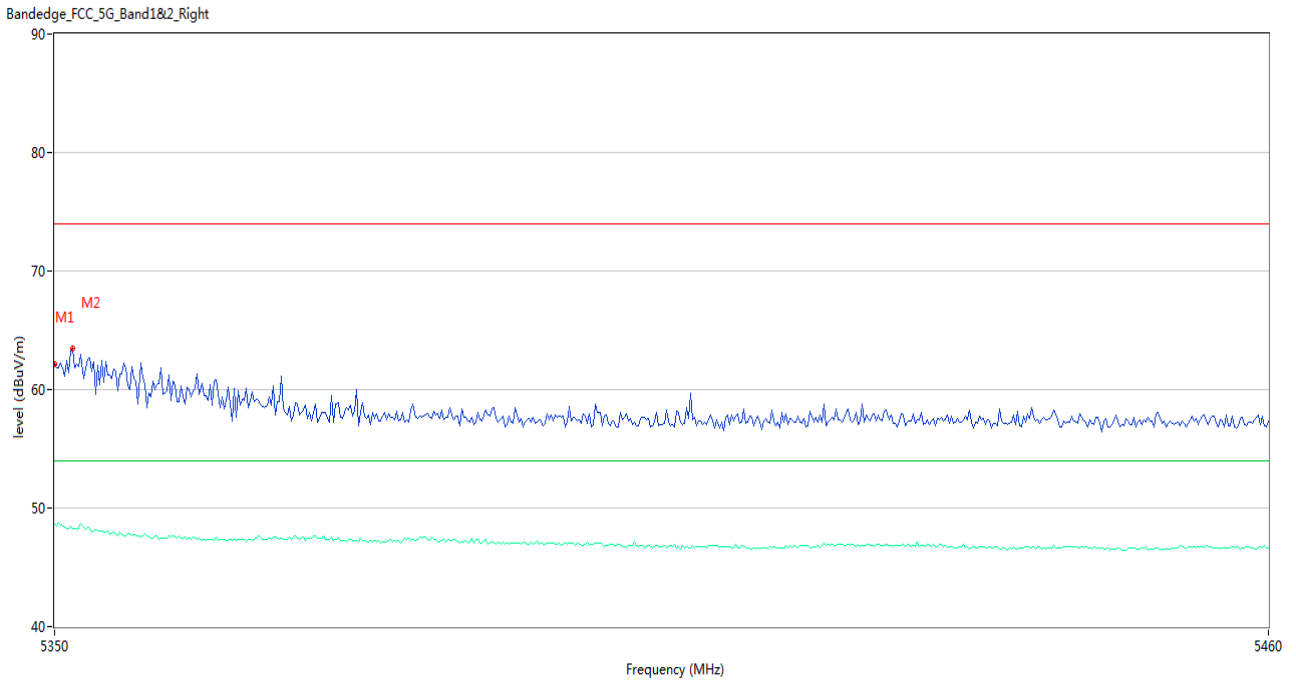
No.	Frequency (MHz)	Results (dBuV/m)	Factor (dB)	Limit (dBuV/m)	Over Limit (dB)	Detector	Table (Degree)	Height (cm)	Antenna	Verdict
1	5350.000	59.41	2.98	74.0	-14.59	Peak	204.00	150	Horizontal	Pass
1**	5350.000	48.90	2.98	54.0	-5.10	AV	204.00	150	Horizontal	Pass
2	5352.200	59.87	3.07	74.0	-14.13	Peak	240.00	150	Horizontal	Pass
2**	5352.200	48.55	3.07	54.0	-5.45	AV	240.00	150	Horizontal	Pass

U-NII-2A 11ac20 CH52



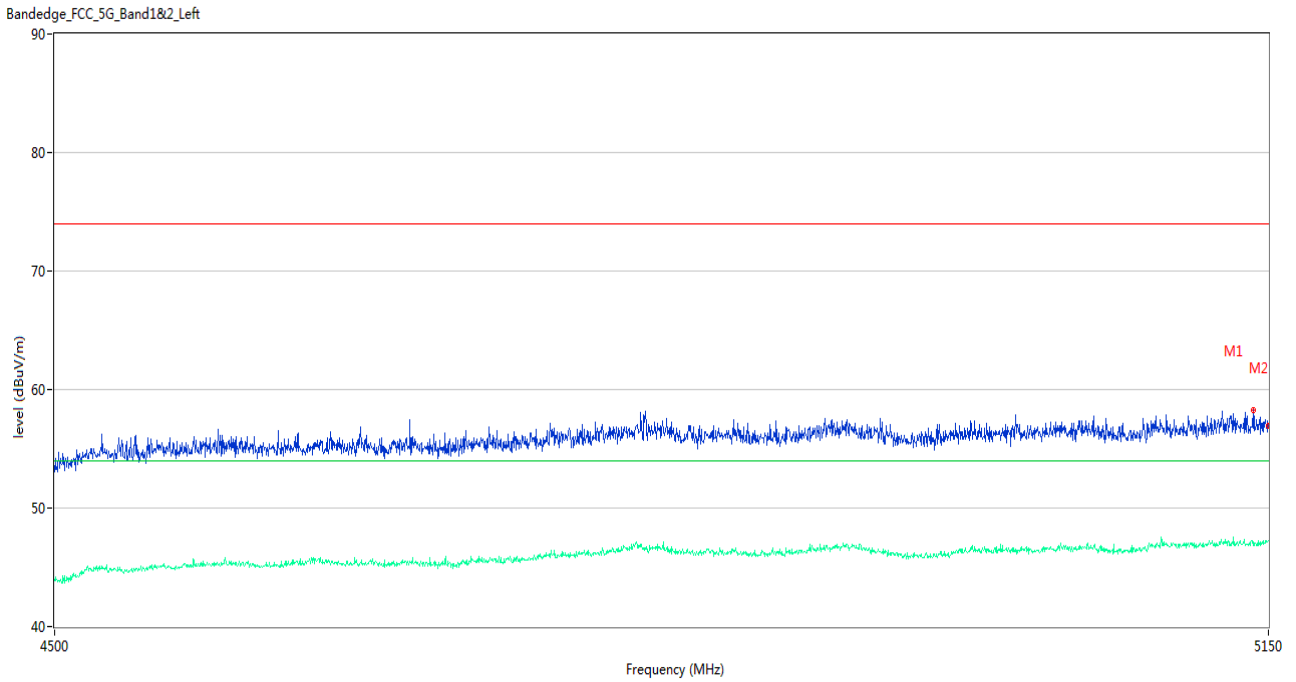
No.	Frequency (MHz)	Results (dBuV/m)	Factor (dB)	Limit (dBuV/m)	Over Limit (dB)	Detector	Table (Degree)	Height (cm)	Antenna	Verdict
1	5089.225	58.90	3.53	74.0	-15.10	Peak	177.00	150	Horizontal	Pass
1**	5089.225	46.86	3.53	54.0	-7.14	AV	177.00	150	Horizontal	Pass
2	5150.000	56.95	3.22	74.0	-17.05	Peak	130.00	150	Horizontal	Pass
2**	5150.000	47.10	3.22	54.0	-6.90	AV	130.00	150	Horizontal	Pass

U-NII-2A 11ac20 CH64



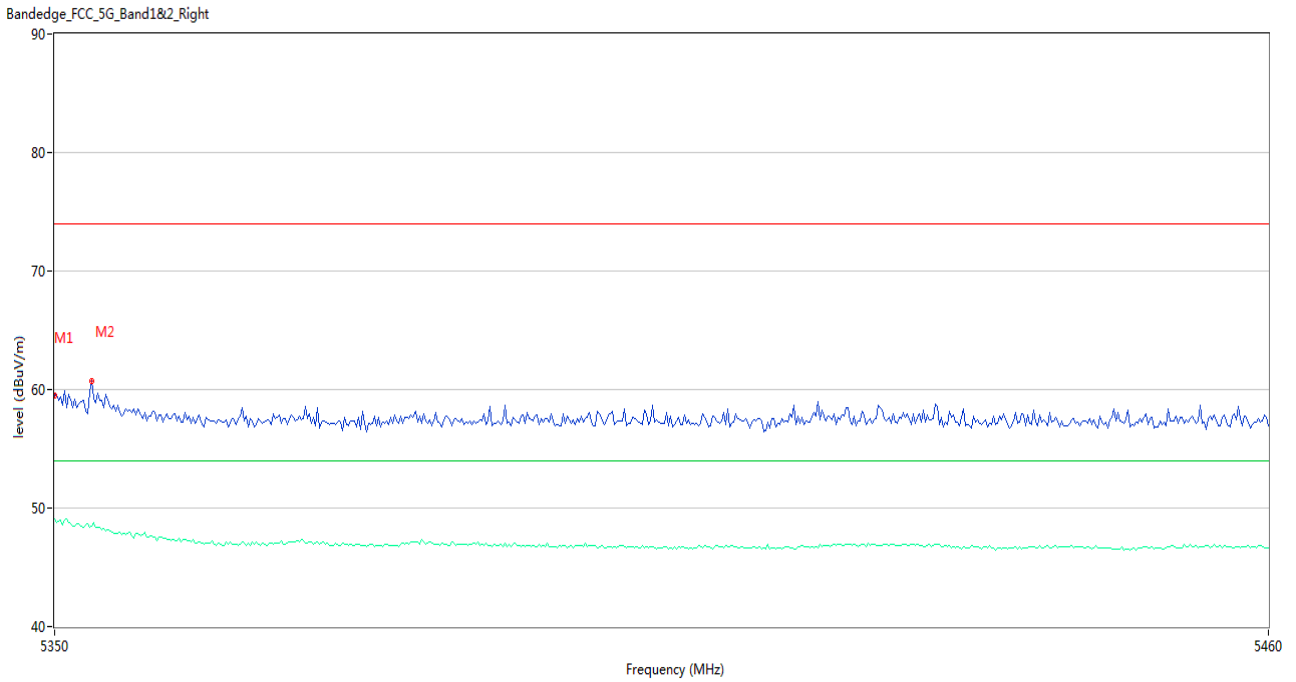
No.	Frequency (MHz)	Results (dBuV/m)	Factor (dB)	Limit (dBuV/m)	Over Limit (dB)	Detector	Table (Degree)	Height (cm)	Antenna	Verdict
1	5350.000	62.19	2.98	74.0	-11.81	Peak	218.00	150	Horizontal	Pass
1**	5350.000	48.65	2.98	54.0	-5.35	AV	218.00	150	Horizontal	Pass
2	5351.650	63.47	3.00	74.0	-10.53	Peak	200.00	150	Horizontal	Pass
2**	5351.650	48.24	3.00	54.0	-5.76	AV	200.00	150	Horizontal	Pass

U-NII-2A 11ac40 CH54



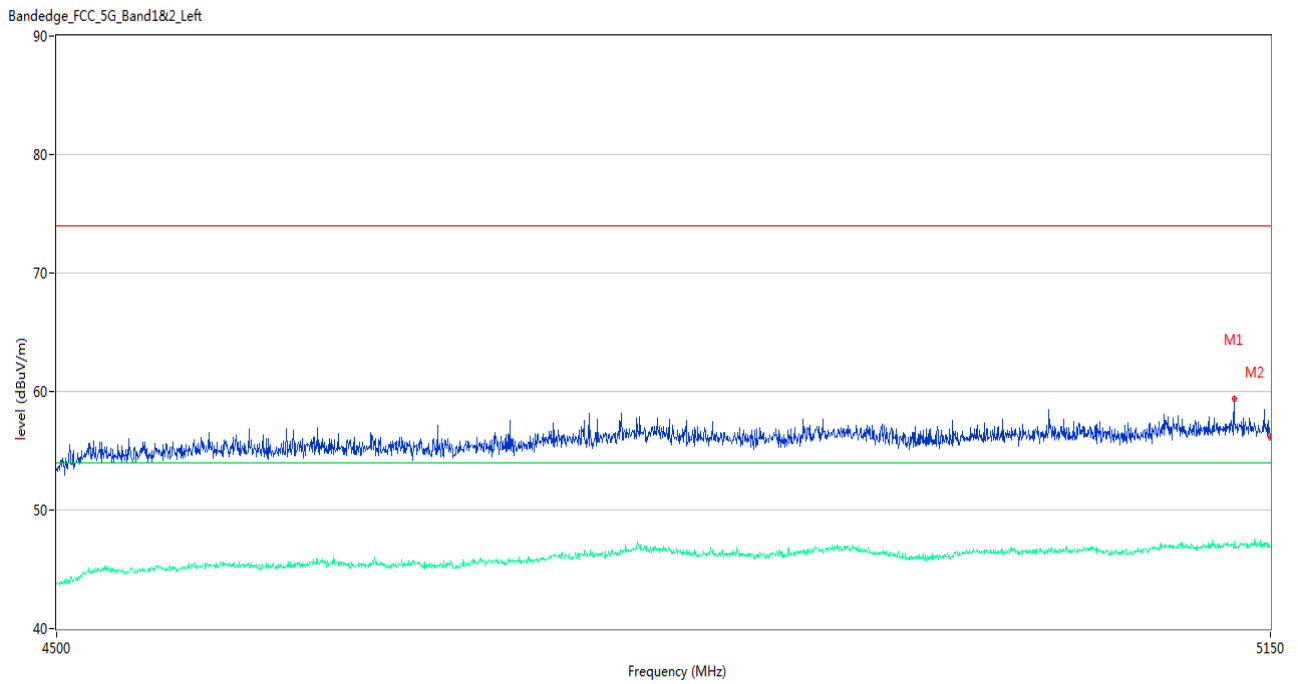
No.	Frequency (MHz)	Results (dBuV/m)	Factor (dB)	Limit (dBuV/m)	Over Limit (dB)	Detector	Table (Degree)	Height (cm)	Antenna	Verdict
1	5141.225	58.22	3.55	74.0	-15.78	Peak	45.00	150	Horizontal	Pass
1**	5141.225	46.87	3.55	54.0	-7.13	AV	45.00	150	Horizontal	Pass
2	5150.000	56.91	3.22	74.0	-17.09	Peak	329.00	150	Horizontal	Pass
2**	5150.000	47.20	3.22	54.0	-6.80	AV	329.00	150	Horizontal	Pass

U-NII-2A 11ac40 CH62



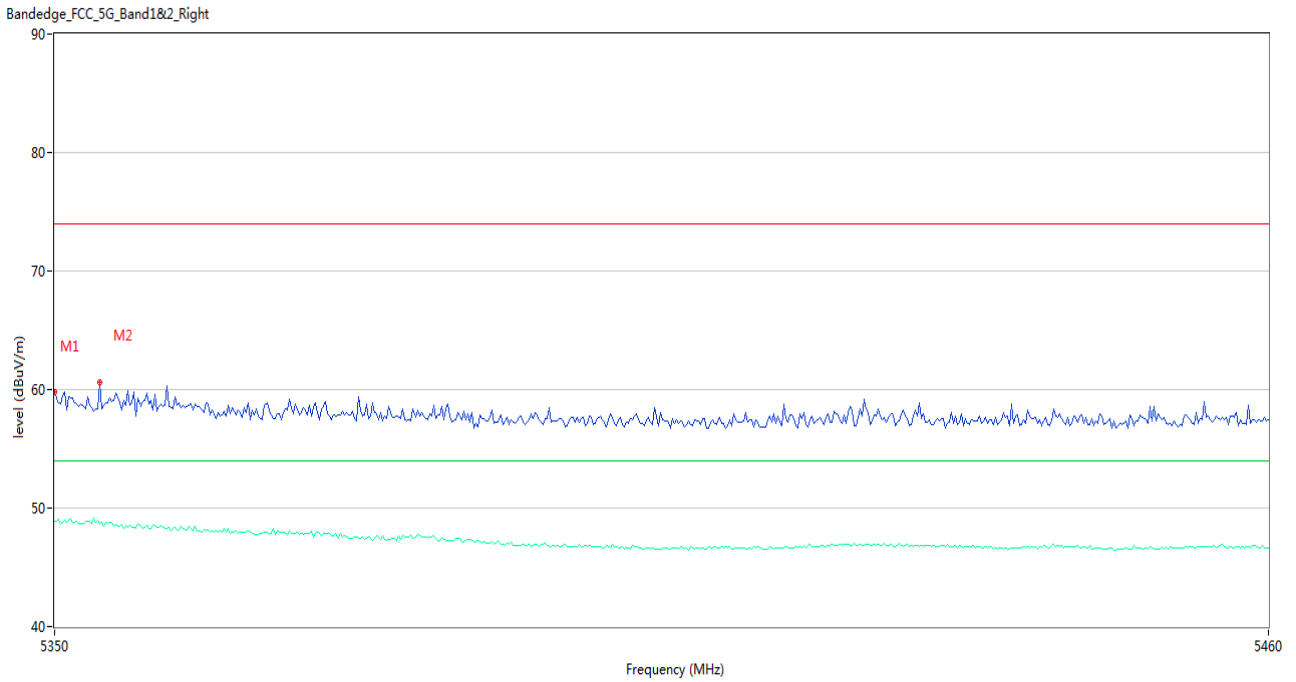
No.	Frequency (MHz)	Results (dBuV/m)	Factor (dB)	Limit (dBuV/m)	Over Limit (dB)	Detector	Table (Degree)	Height (cm)	Antenna	Verdict
1	5350.000	59.51	2.98	74.0	-14.49	Peak	231.00	150	Horizontal	Pass
1**	5350.000	48.98	2.98	54.0	-5.02	AV	231.00	150	Horizontal	Pass
2	5353.300	60.72	3.16	74.0	-13.28	Peak	226.00	150	Horizontal	Pass
2**	5353.300	48.49	3.16	54.0	-5.51	AV	226.00	150	Horizontal	Pass

U-NII-2A 11ac80 CH58



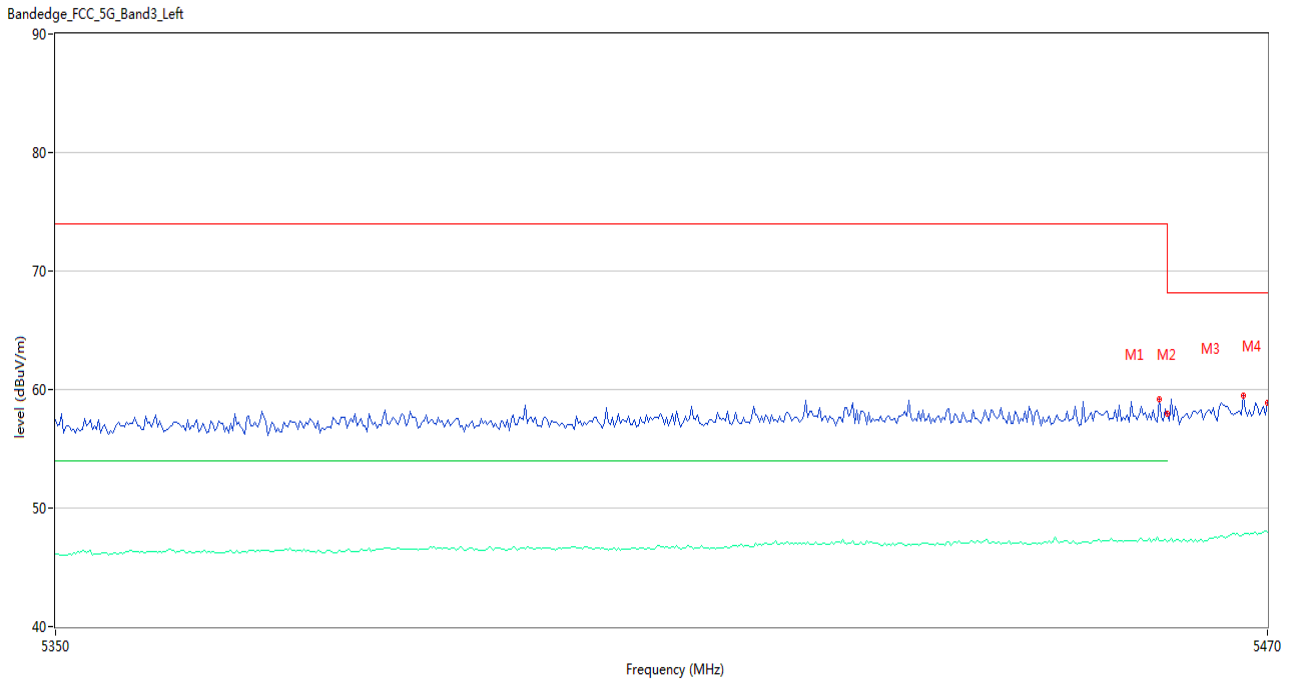
No.	Frequency (MHz)	Results (dBuV/m)	Factor (dB)	Limit (dBuV/m)	Over Limit (dB)	Detector	Table (Degree)	Height (cm)	Antenna	Verdict
1	5129.200	59.38	3.67	74.0	-14.62	Peak	130.00	150	Horizontal	Pass
1**	5129.200	46.81	3.67	54.0	-7.19	AV	130.00	150	Horizontal	Pass
2	5150.000	56.12	3.22	74.0	-17.88	Peak	193.00	150	Horizontal	Pass
2**	5150.000	46.89	3.22	54.0	-7.11	AV	193.00	150	Horizontal	Pass

U-NII-2A 11ac80 CH58



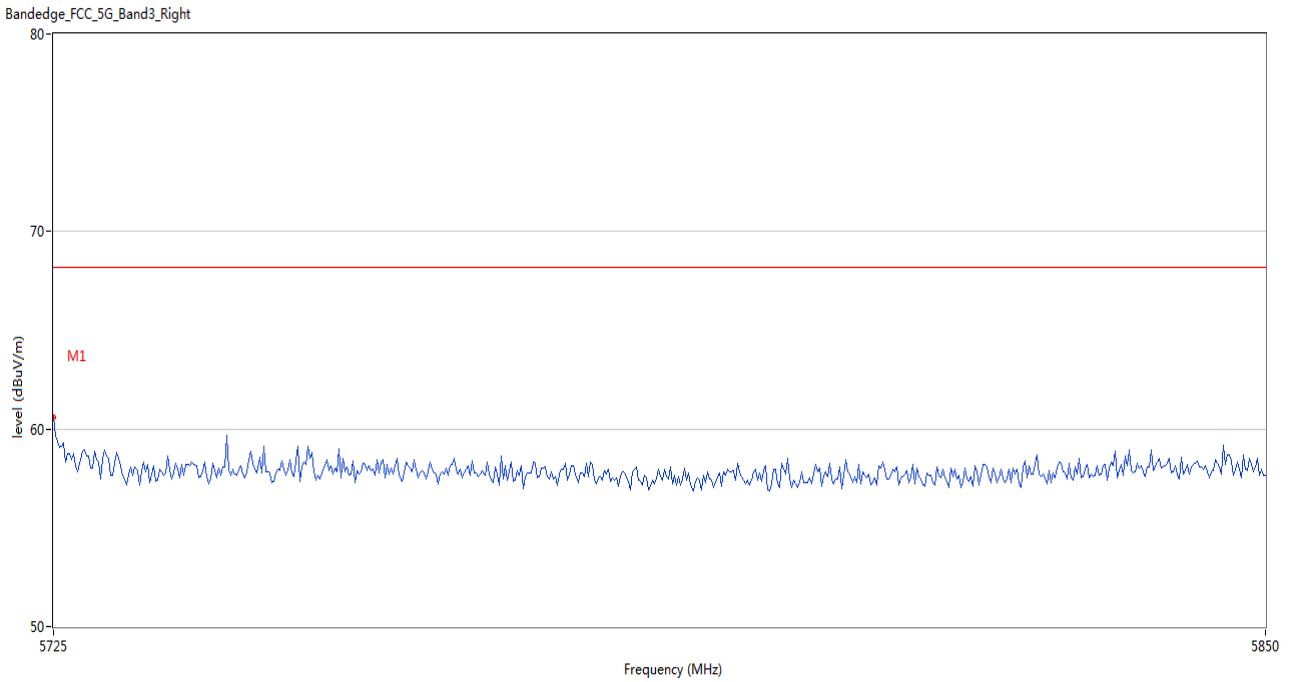
No.	Frequency (MHz)	Results (dBuV/m)	Factor (dB)	Limit (dBuV/m)	Over Limit (dB)	Detector	Table (Degree)	Height (cm)	Antenna	Verdict
1	5350.000	59.78	2.98	74.0	-14.22	Peak	214.00	150	Horizontal	Pass
1**	5350.000	48.92	2.98	54.0	-5.08	AV	214.00	150	Horizontal	Pass
2	5354.033	60.64	3.14	74.0	-13.36	Peak	229.00	150	Horizontal	Pass
2**	5354.033	48.66	3.14	54.0	-5.34	AV	229.00	150	Horizontal	Pass

U-NII-2C 11a CH100



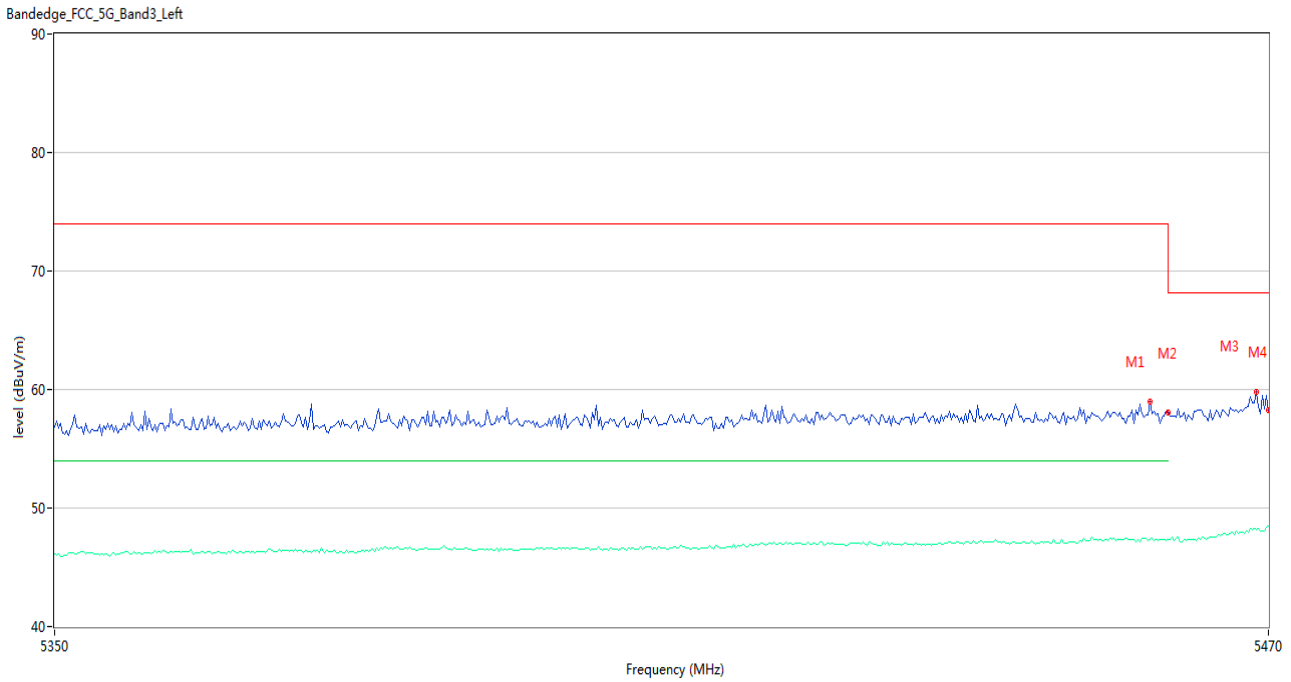
No.	Frequency (MHz)	Results (dBuV/m)	Factor (dB)	Limit (dBuV/m)	Over Limit (dB)	Detector	Table (Degree)	Height (cm)	Antenna	Verdict
1	5459.200	59.23	3.85	74.0	-14.77	Peak	224.00	150	Horizontal	Pass
1**	5459.200	47.24	3.85	54.0	-6.76	AV	224.00	150	Horizontal	Pass
2	5460.000	57.92	3.79	74.0	-16.08	Peak	131.00	150	Horizontal	Pass
2**	5460.000	47.18	3.79	54.0	-6.82	AV	131.00	150	Horizontal	Pass
3	5467.600	59.49	3.91	68.2	-8.71	Peak	172.00	150	Horizontal	Pass
3**	5467.600	47.80	3.91	--	--	AV	172.00	150	Horizontal	N/A
4	5470.000	58.88	3.88	68.2	-9.32	Peak	224.00	150	Horizontal	Pass
4**	5470.000	48.00	3.88	--	--	AV	224.00	150	Horizontal	N/A

U-NII-2C 11a CH140



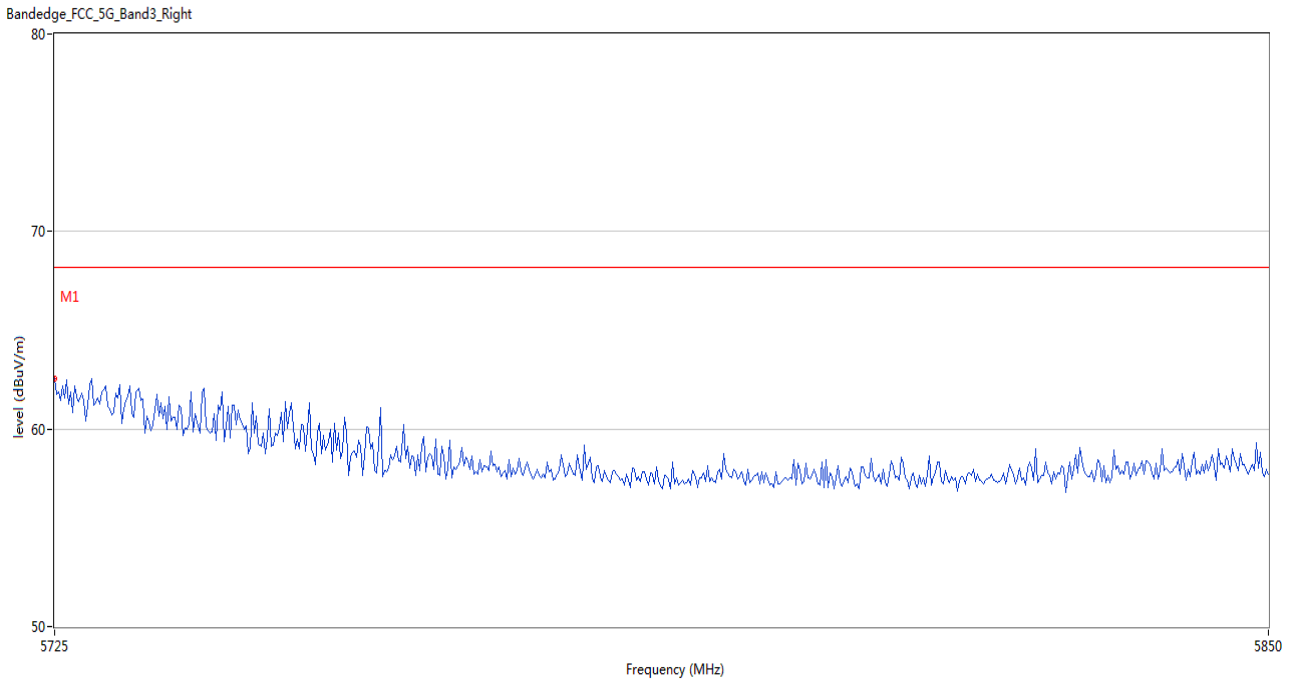
No.	Frequency (MHz)	Results (dBuV/m)	Factor (dB)	Limit (dBuV/m)	Over Limit (dB)	Detector	Table (Degree)	Height (cm)	Antenna	Verdict
1	5725.000	60.62	3.78	68.2	-7.58	Peak	219.00	150	Horizontal	Pass

U-NII-2C 11n20 CH100



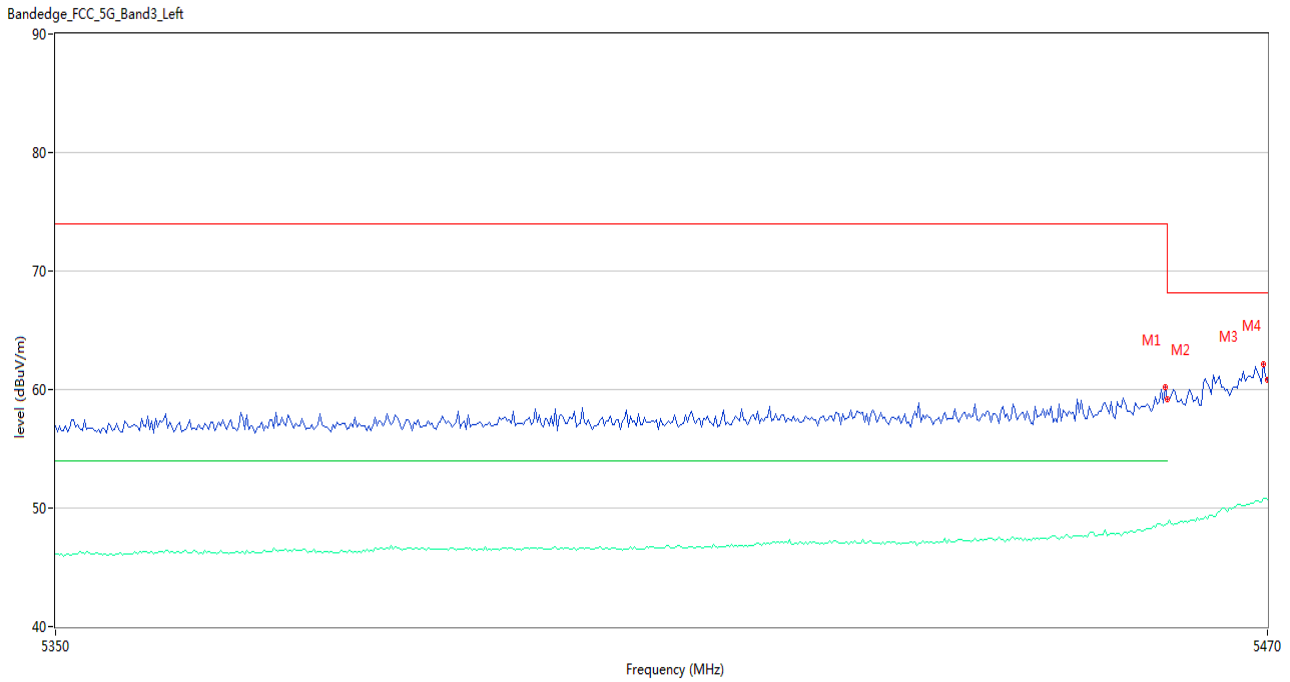
No.	Frequency (MHz)	Results (dBuV/m)	Factor (dB)	Limit (dBuV/m)	Over Limit (dB)	Detector	Table (Degree)	Height (cm)	Antenna	Verdict
1	5458.200	58.96	3.82	74.0	-15.04	Peak	217.00	150	Horizontal	Pass
1**	5458.200	47.33	3.82	54.0	-6.67	AV	217.00	150	Horizontal	Pass
2	5460.000	58.06	3.79	74.0	-15.94	Peak	251.00	150	Horizontal	Pass
2**	5460.000	47.32	3.79	54.0	-6.68	AV	251.00	150	Horizontal	Pass
3	5468.800	59.76	3.90	68.2	-8.44	Peak	223.00	150	Horizontal	Pass
3**	5468.800	48.16	3.90	--	--	AV	223.00	150	Horizontal	N/A
4	5470.000	58.29	3.88	68.2	-9.91	Peak	237.00	150	Horizontal	Pass
4**	5470.000	48.42	3.88	--	--	AV	237.00	150	Horizontal	N/A

U-NII-2C 11n20 CH140



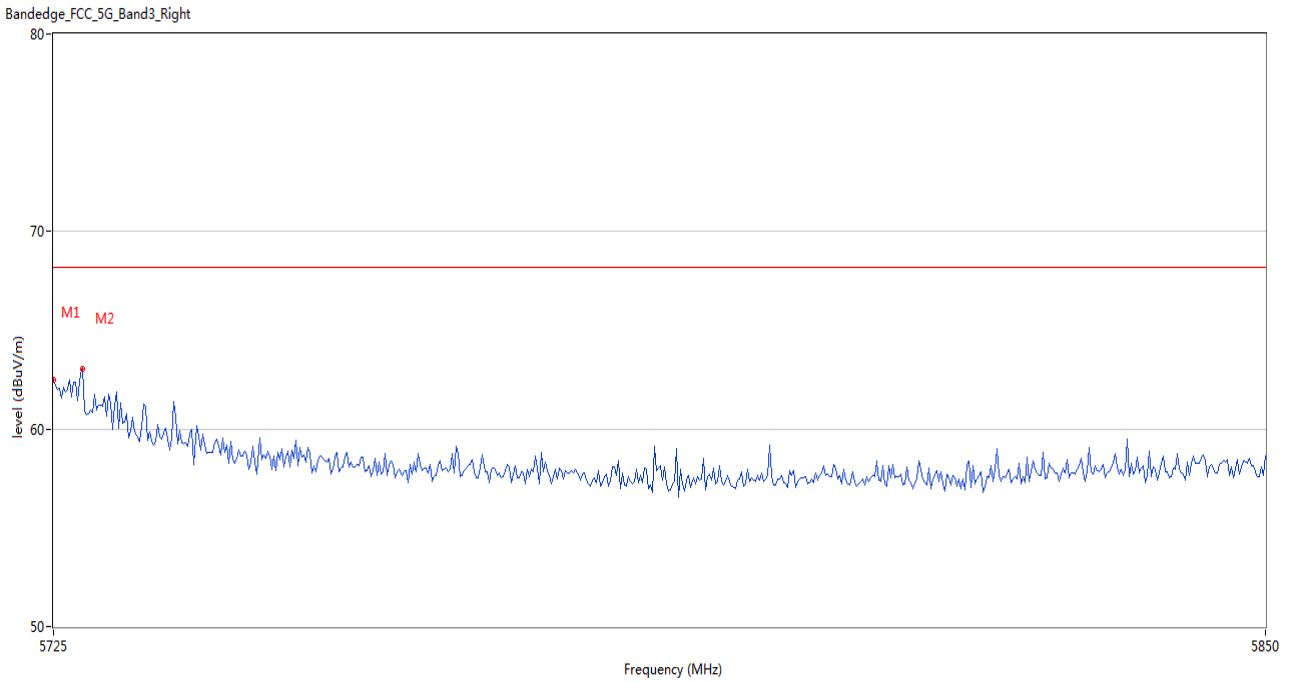
No.	Frequency (MHz)	Results (dBuV/m)	Factor (dB)	Limit (dBuV/m)	Over Limit (dB)	Detector	Table (Degree)	Height (cm)	Antenna	Verdict
1	5725.000	62.58	3.78	68.2	-5.62	Peak	225.00	150	Horizontal	Pass

U-NII-2C 11n40 CH102



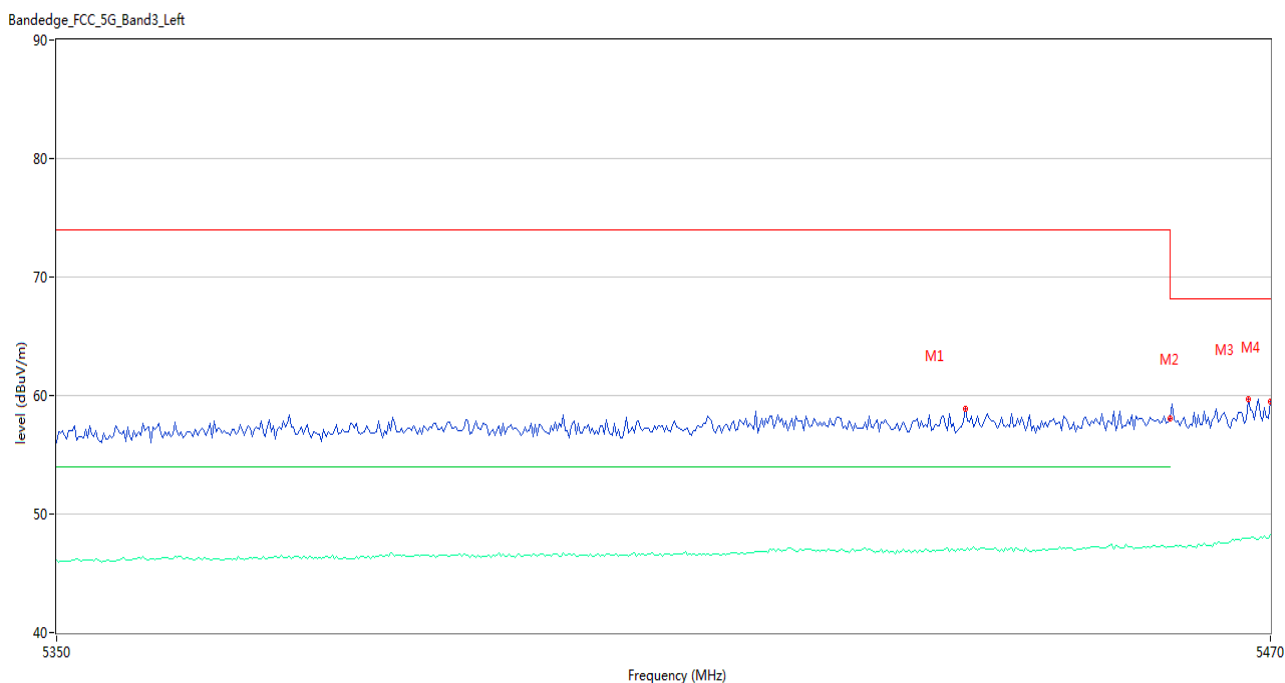
No.	Frequency (MHz)	Results (dBuV/m)	Factor (dB)	Limit (dBuV/m)	Over Limit (dB)	Detector	Table (Degree)	Height (cm)	Antenna	Verdict
1	5459.800	60.17	3.80	74.0	-13.83	Peak	223.00	150	Horizontal	Pass
1**	5459.800	48.53	3.80	54.0	-5.47	AV	223.00	150	Horizontal	Pass
2	5460.000	59.17	3.79	74.0	-14.83	Peak	223.00	150	Horizontal	Pass
2**	5460.000	48.70	3.79	54.0	-5.30	AV	223.00	150	Horizontal	Pass
3	5469.600	62.12	3.88	68.2	-6.08	Peak	209.00	150	Horizontal	Pass
3**	5469.600	50.81	3.88	--	--	AV	209.00	150	Horizontal	N/A
4	5470.000	60.83	3.88	68.2	-7.37	Peak	244.00	150	Horizontal	Pass
4**	5470.000	50.72	3.88	--	--	AV	244.00	150	Horizontal	N/A

U-NII-2C 11n40 CH134



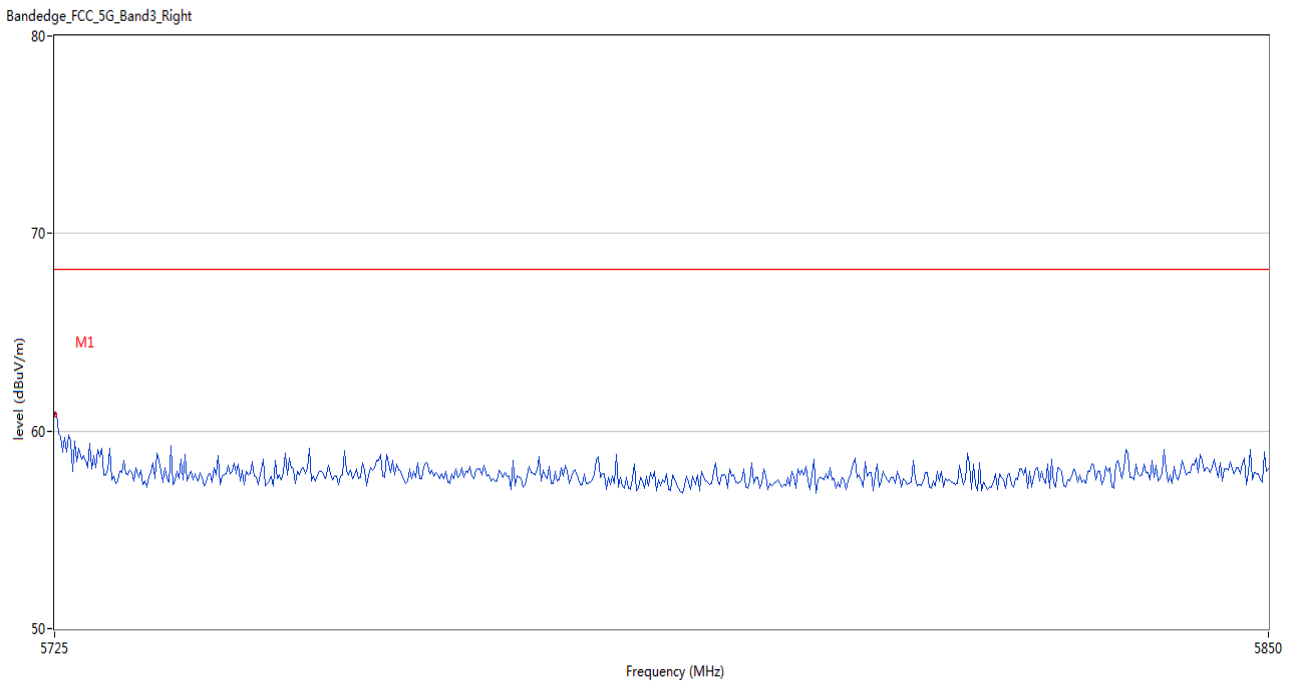
No.	Frequency (MHz)	Results (dBuV/m)	Factor (dB)	Limit (dBuV/m)	Over Limit (dB)	Detector	Table (Degree)	Height (cm)	Antenna	Verdict
1	5725.000	62.47	3.78	68.2	-5.73	Peak	219.00	150	Horizontal	Pass
2	5727.917	63.07	3.62	68.2	-5.13	Peak	233.00	150	Horizontal	Pass

U-NII-2C 11ac20 CH100



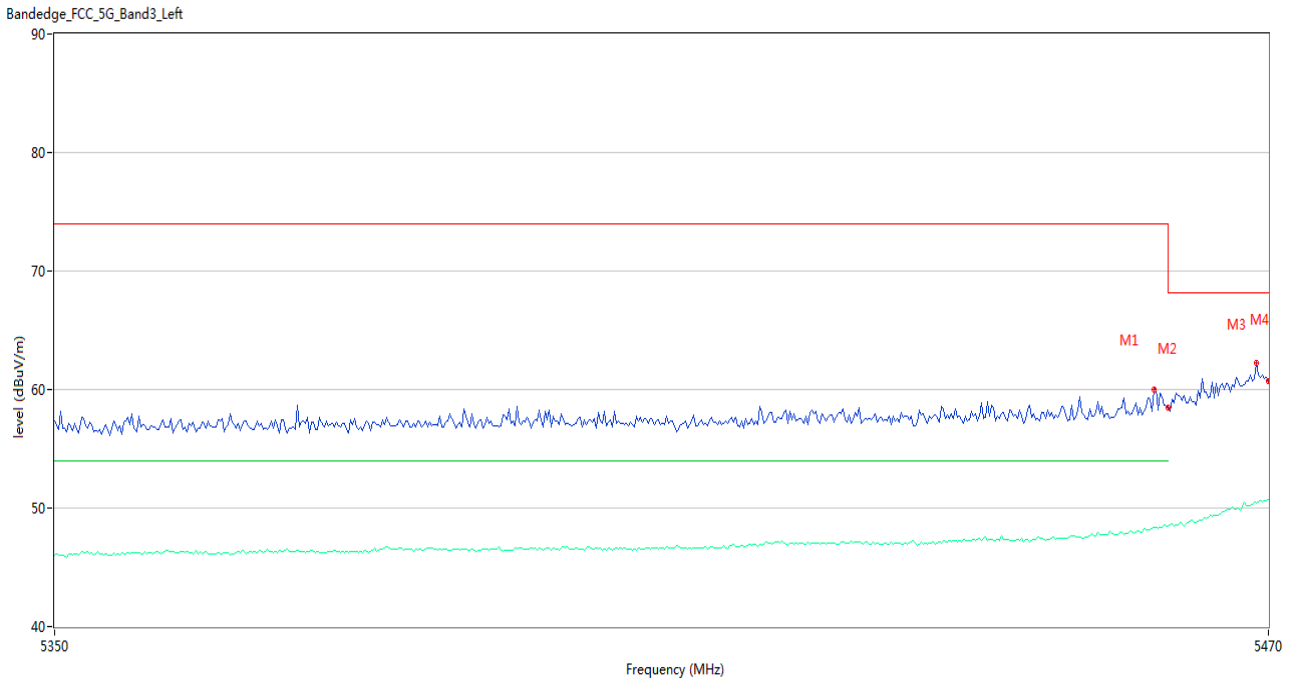
No.	Frequency (MHz)	Results (dBUV/m)	Factor (dB)	Limit (dBUV/m)	Over Limit (dB)	Detector	Table (Degree)	Height (cm)	Antenna	Verdict
1	5439.600	58.84	3.57	74.0	-15.16	Peak	197.00	150	Horizontal	Pass
1**	5439.600	46.98	3.57	54.0	-7.02	AV	197.00	150	Horizontal	Pass
2	5460.000	58.06	3.79	74.0	-15.94	Peak	332.00	150	Horizontal	Pass
2**	5460.000	47.22	3.79	54.0	-6.78	AV	332.00	150	Horizontal	Pass
3	5467.800	59.70	3.92	68.2	-8.50	Peak	219.00	150	Horizontal	Pass
3**	5467.800	47.91	3.92	--	--	AV	219.00	150	Horizontal	N/A
4	5470.000	59.53	3.88	68.2	-8.67	Peak	122.00	150	Horizontal	Pass
4**	5470.000	48.31	3.88	--	--	AV	122.00	150	Horizontal	N/A

U-NII-2C 11ac20 CH140



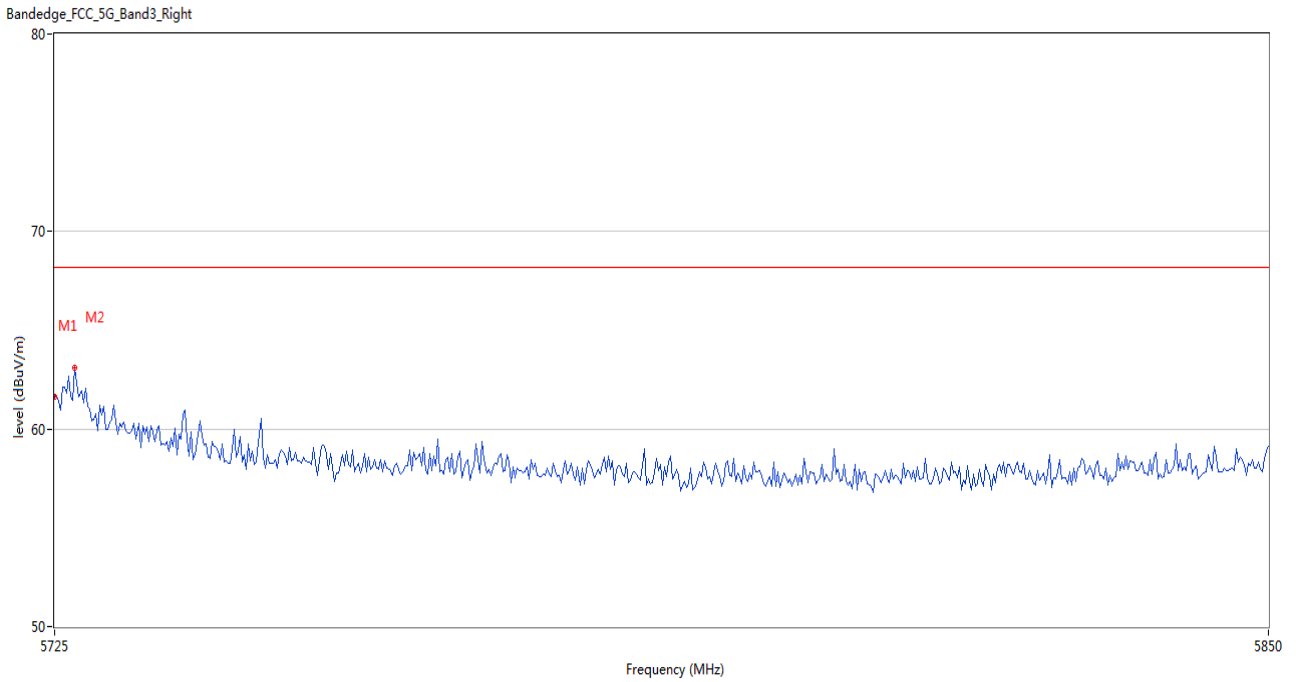
No.	Frequency (MHz)	Results (dBuV/m)	Factor (dB)	Limit (dBuV/m)	Over Limit (dB)	Detector	Table (Degree)	Height (cm)	Antenna	Verdict
1	5725.000	60.83	3.78	68.2	-7.37	Peak	243.00	150	Horizontal	Pass

U-NII-2C 11ac40 CH102



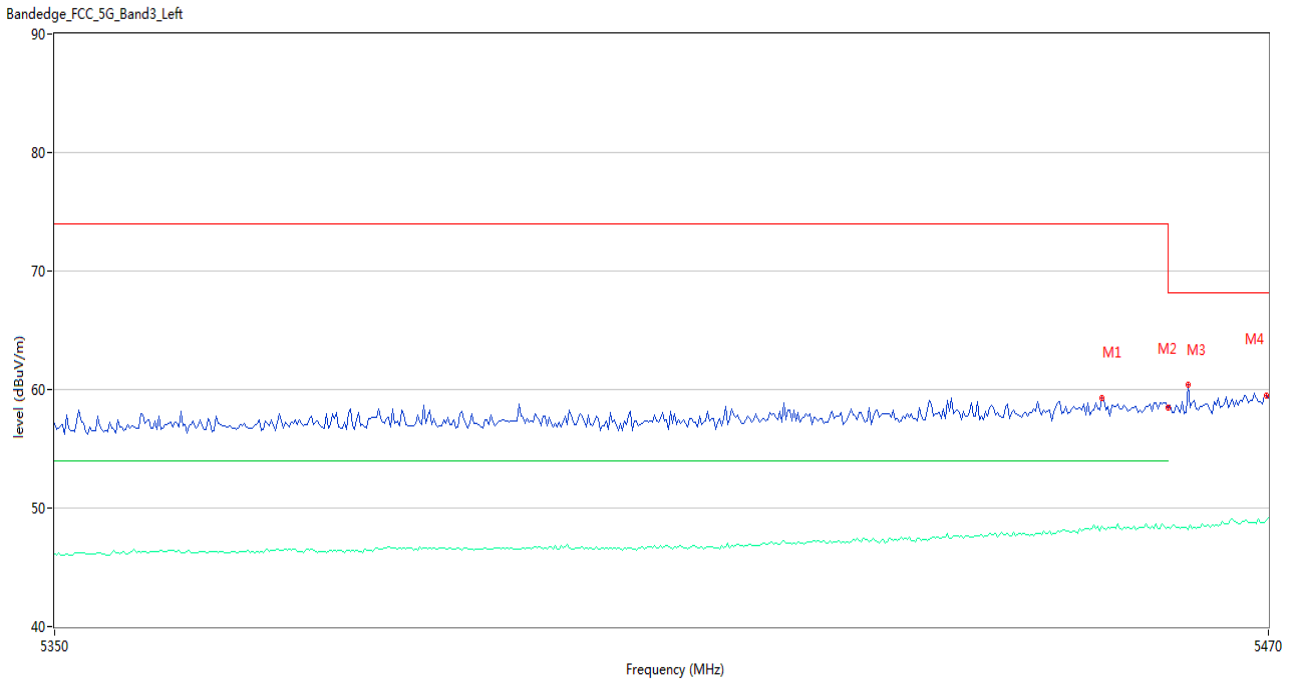
No.	Frequency (MHz)	Results (dBuV/m)	Factor (dB)	Limit (dBuV/m)	Over Limit (dB)	Detector	Table (Degree)	Height (cm)	Antenna	Verdict
1	5458.600	60.02	3.83	74.0	-13.98	Peak	219.00	150	Horizontal	Pass
1**	5458.600	48.35	3.83	54.0	-5.65	AV	219.00	150	Horizontal	Pass
2	5460.000	58.43	3.79	74.0	-15.57	Peak	171.00	150	Horizontal	Pass
2**	5460.000	48.44	3.79	54.0	-5.56	AV	171.00	150	Horizontal	Pass
3	5468.800	62.26	3.90	68.2	-5.94	Peak	212.00	150	Horizontal	Pass
3**	5468.800	50.43	3.90	--	--	AV	212.00	150	Horizontal	N/A
4	5470.000	60.67	3.88	68.2	-7.53	Peak	219.00	150	Horizontal	Pass
4**	5470.000	50.67	3.88	--	--	AV	219.00	150	Horizontal	N/A

U-NII-2C 11ac40 CH134



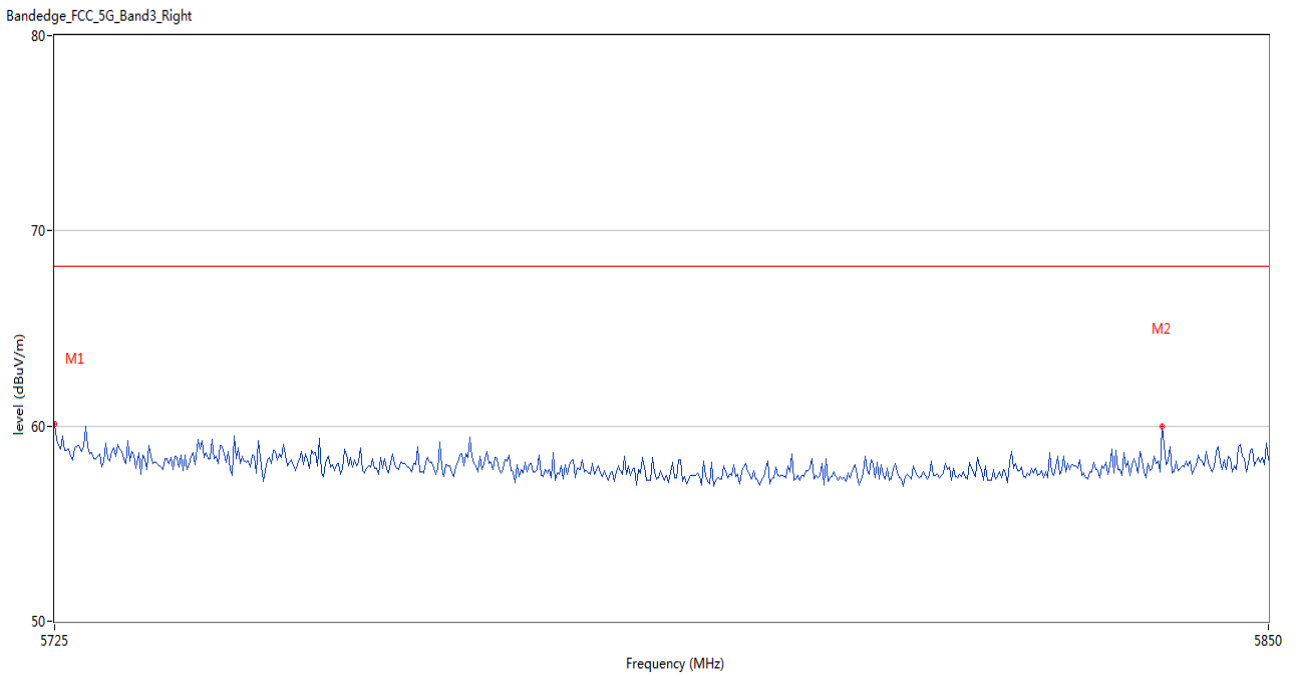
No.	Frequency (MHz)	Results (dBuV/m)	Factor (dB)	Limit (dBuV/m)	Over Limit (dB)	Detector	Table (Degree)	Height (cm)	Antenna	Verdict
1	5725.000	61.65	3.78	68.2	-6.55	Peak	209.00	150	Horizontal	Pass
2	5727.084	63.07	3.64	68.2	-5.13	Peak	209.00	150	Horizontal	Pass

U-NII-2C 11ac80 CH106



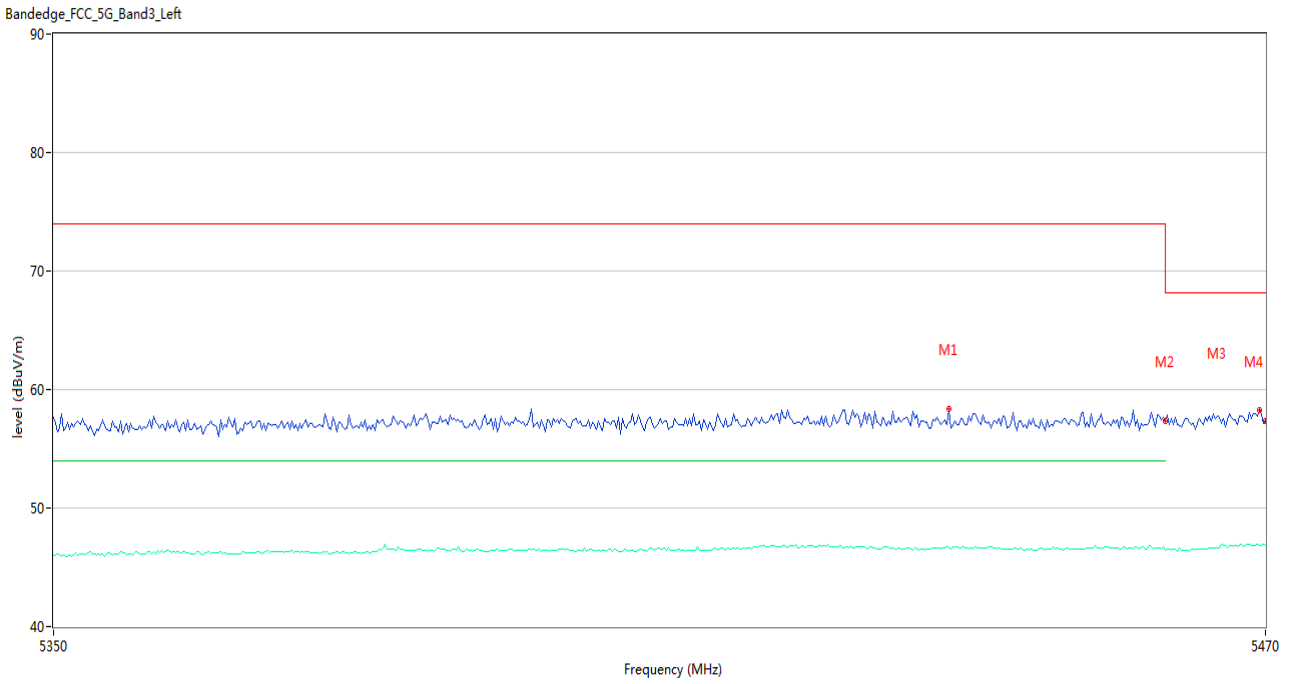
No.	Frequency (MHz)	Results (dBuV/m)	Factor (dB)	Limit (dBuV/m)	Over Limit (dB)	Detector	Table (Degree)	Height (cm)	Antenna	Verdict
1	5453.400	59.26	3.83	74.0	-14.74	Peak	225.00	150	Horizontal	Pass
1**	5453.400	48.50	3.83	54.0	-5.50	AV	225.00	150	Horizontal	Pass
2	5460.000	58.42	3.79	74.0	-15.58	Peak	240.00	150	Horizontal	Pass
2**	5460.000	48.38	3.79	54.0	-5.62	AV	240.00	150	Horizontal	Pass
3	5462.000	60.38	3.67	68.2	-7.82	Peak	217.00	150	Horizontal	Pass
3**	5462.000	48.14	3.67	--	--	AV	217.00	150	Horizontal	N/A
4	5469.800	59.53	3.88	68.2	-8.67	Peak	217.00	150	Horizontal	Pass
4**	5469.800	48.93	3.88	--	--	AV	217.00	150	Horizontal	N/A

U-NII-2C 11ac80 CH122



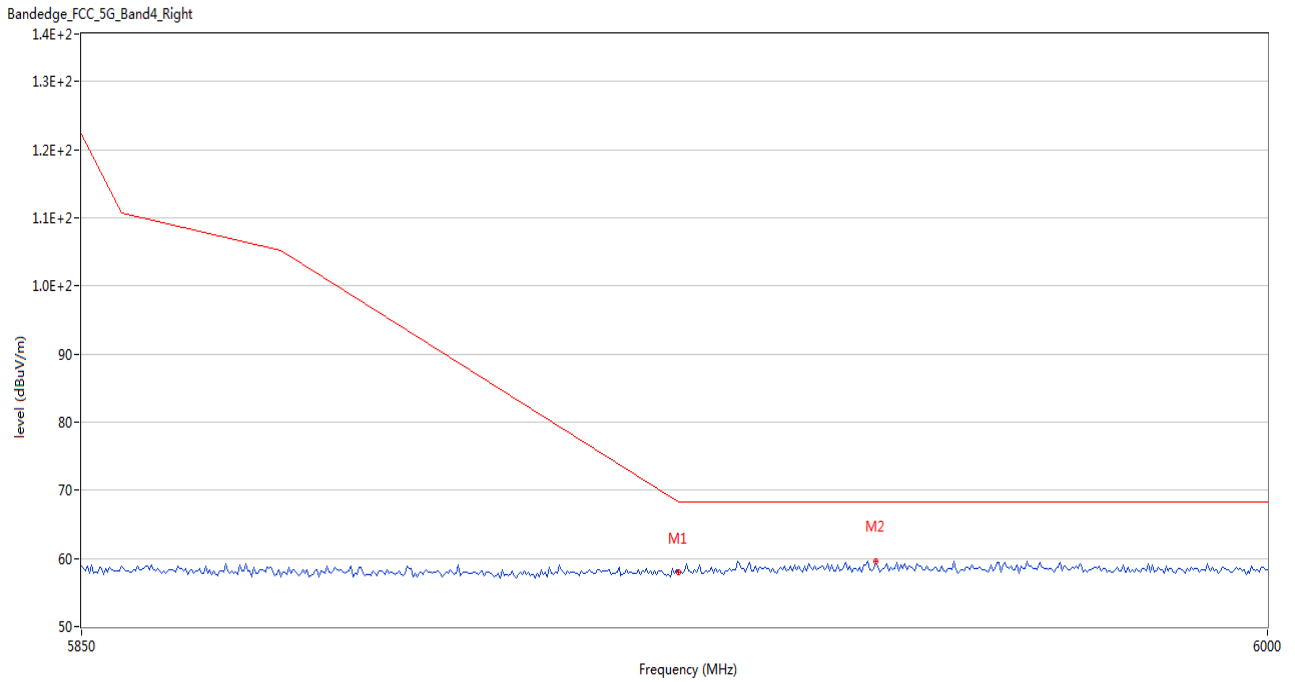
No.	Frequency (MHz)	Results (dBuV/m)	Factor (dB)	Limit (dBuV/m)	Over Limit (dB)	Detector	Table (Degree)	Height (cm)	Antenna	Verdict
1	5725.000	60.11	3.78	68.2	-8.09	Peak	226.00	150	Horizontal	Pass
2	5838.959	59.97	4.14	68.2	-8.23	Peak	226.00	150	Horizontal	Pass

U-NII-2C&U-NII-3 11a CH144



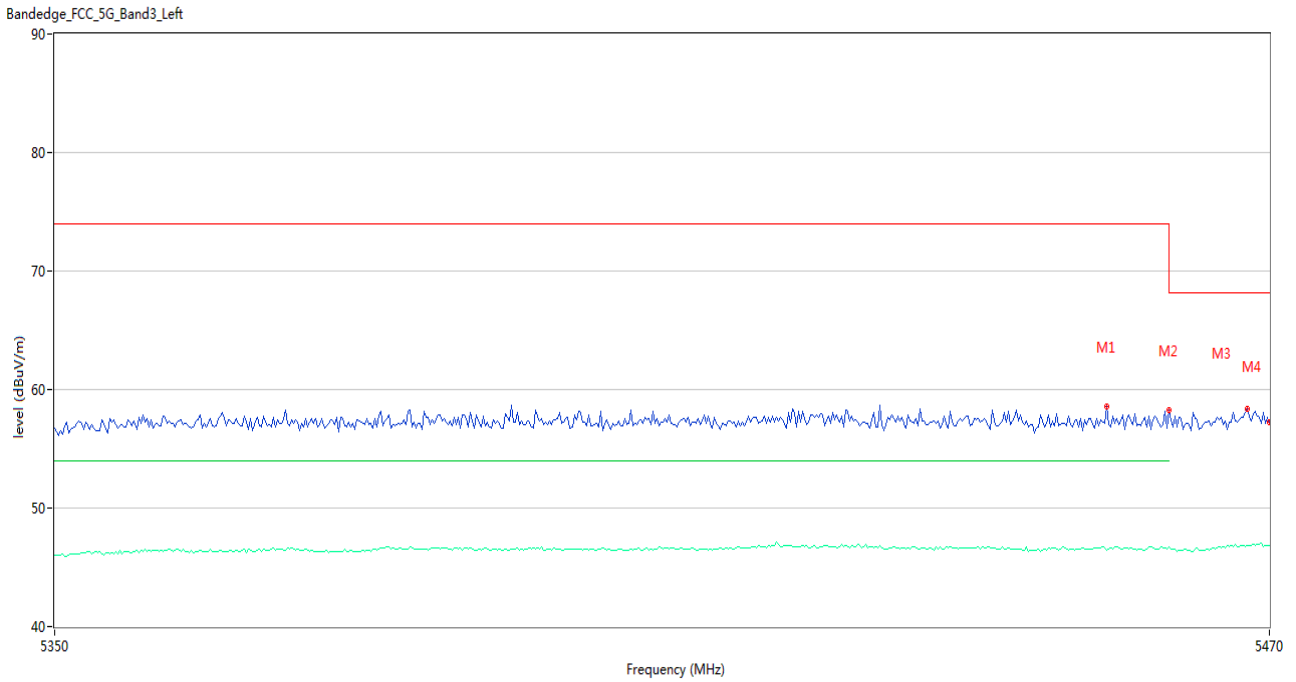
No.	Frequency (MHz)	Results (dBuV/m)	Factor (dB)	Limit (dBuV/m)	Over Limit (dB)	Detector	Table (Degree)	Height (cm)	Antenna	Verdict
1	5438.400	58.41	3.54	74.0	-15.59	Peak	127.00	150	Horizontal	Pass
1**	5438.400	46.59	3.54	54.0	-7.41	AV	127.00	150	Horizontal	Pass
2	5460.000	57.34	3.79	74.0	-16.66	Peak	32.00	150	Horizontal	Pass
2**	5460.000	46.45	3.79	54.0	-7.55	AV	32.00	150	Horizontal	Pass
3	5469.400	58.28	3.89	68.2	-9.92	Peak	96.00	150	Horizontal	Pass
3**	5469.400	46.85	3.89	--	--	AV	96.00	150	Horizontal	N/A
4	5470.000	57.37	3.88	68.2	-10.83	Peak	86.00	150	Horizontal	Pass
4**	5470.000	46.82	3.88	--	--	AV	86.00	150	Horizontal	N/A

U-NII-2C&U-NII-3 11a CH144



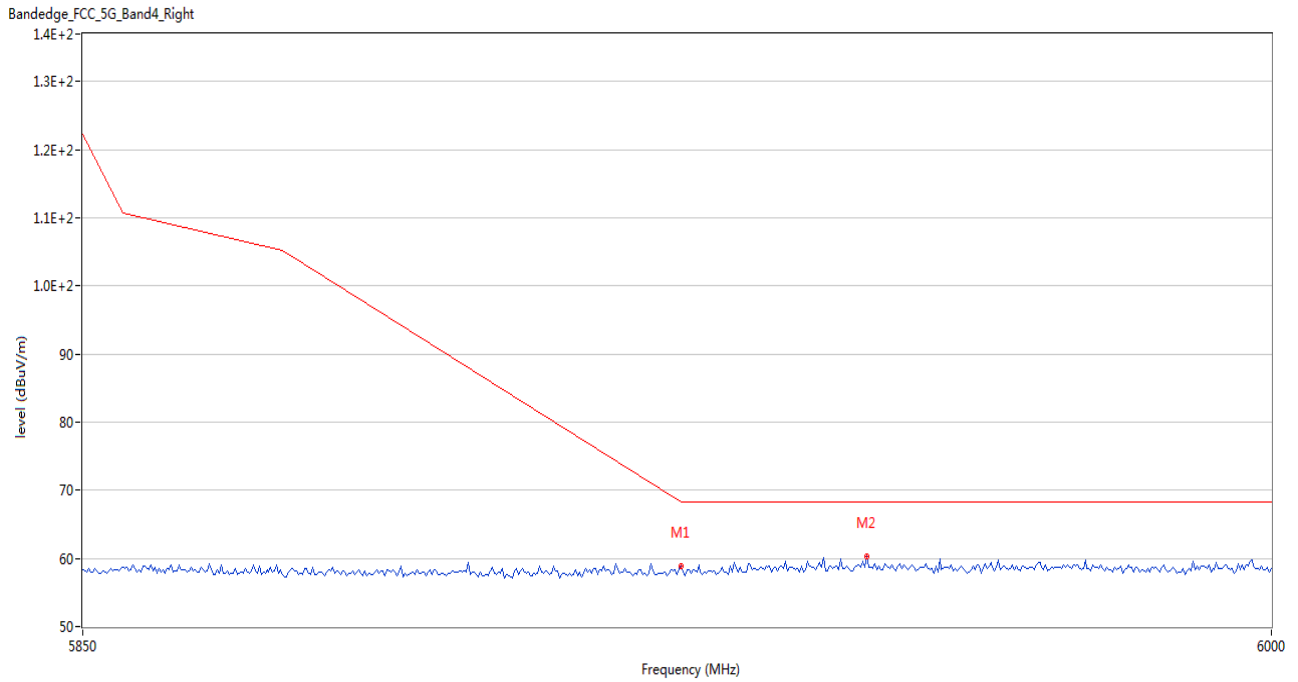
No.	Frequency (MHz)	Results (dBuV/m)	Factor (dB)	Limit (dBuV/m)	Over Limit (dB)	Detector	Table (Degree)	Height (cm)	Antenna	Verdict
1	5925.000	58.02	3.43	68.2	-10.18	Peak	341.00	150	Horizontal	Pass
2	5950.000	59.65	4.61	68.2	-8.55	Peak	55.00	150	Horizontal	Pass

U-NII-2C&U-NII-3 11n20 CH144



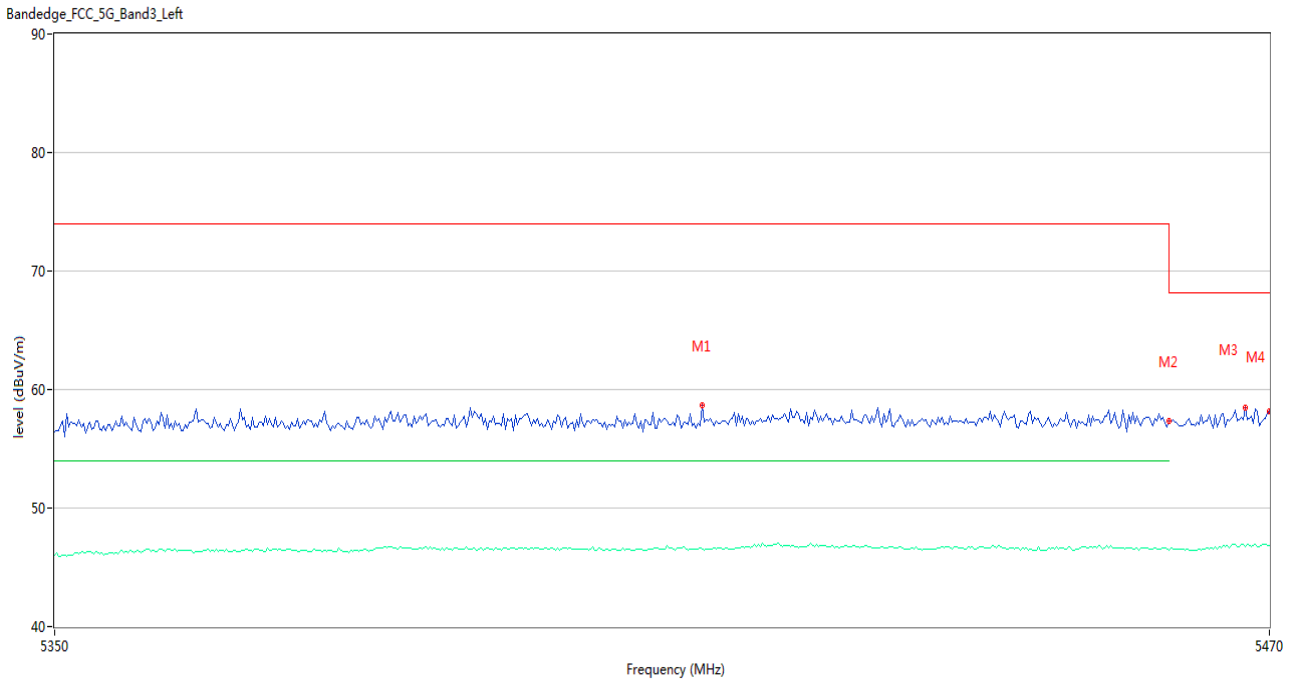
No.	Frequency (MHz)	Results (dBuV/m)	Factor (dB)	Limit (dBuV/m)	Over Limit (dB)	Detector	Table (Degree)	Height (cm)	Antenna	Verdict
1	5453.800	58.53	3.84	74.0	-15.47	Peak	200.00	150	Horizontal	Pass
1**	5453.800	46.47	3.84	54.0	-7.53	AV	200.00	150	Horizontal	Pass
2	5460.000	58.27	3.79	74.0	-15.73	Peak	304.00	150	Horizontal	Pass
2**	5460.000	46.70	3.79	54.0	-7.30	AV	304.00	150	Horizontal	Pass
3	5467.800	58.39	3.92	68.2	-9.81	Peak	200.00	150	Horizontal	Pass
3**	5467.800	46.81	3.92	--	--	AV	200.00	150	Horizontal	N/A
4	5470.000	57.27	3.88	68.2	-10.93	Peak	189.00	150	Horizontal	Pass
4**	5470.000	46.85	3.88	--	--	AV	189.00	150	Horizontal	N/A

U-NII-2C&U-NII-3 11n20 CH144



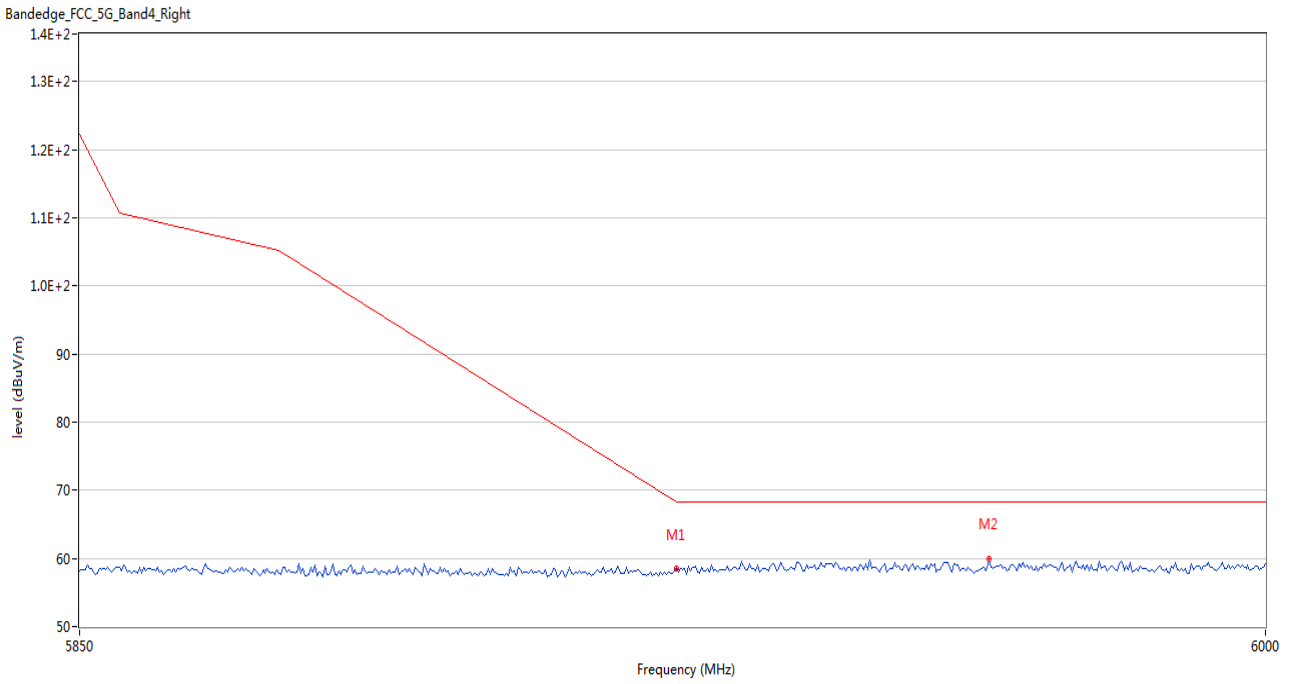
No.	Frequency (MHz)	Results (dBuV/m)	Factor (dB)	Limit (dBuV/m)	Over Limit (dB)	Detector	Table (Degree)	Height (cm)	Antenna	Verdict
1	5925.000	58.80	3.43	68.2	-9.40	Peak	94.00	150	Horizontal	Pass
2	5948.500	60.24	4.62	68.2	-7.96	Peak	41.00	150	Horizontal	Pass

U-NII-2C&U-NII-3 11n40 CH142



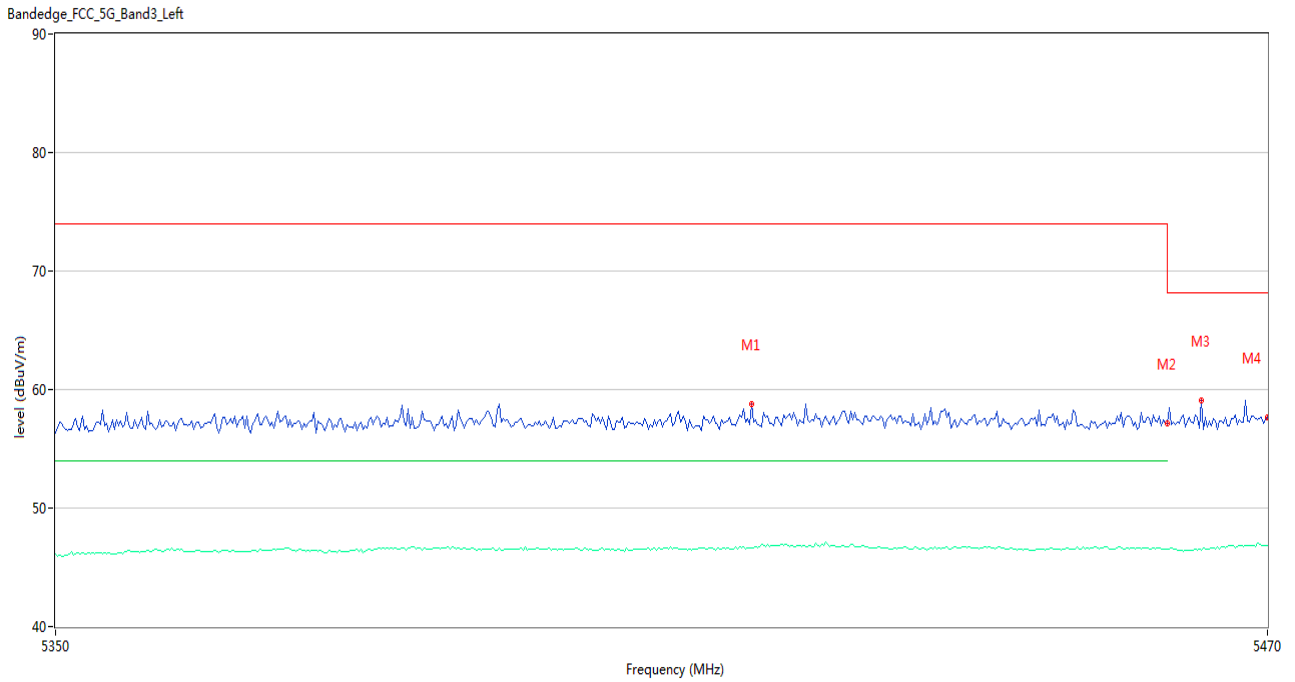
No.	Frequency (MHz)	Results (dBuV/m)	Factor (dB)	Limit (dBuV/m)	Over Limit (dB)	Detector	Table (Degree)	Height (cm)	Antenna	Verdict
1	5413.600	58.66	3.23	74.0	-15.34	Peak	197.00	150	Horizontal	Pass
1**	5413.600	46.52	3.23	54.0	-7.48	AV	197.00	150	Horizontal	Pass
2	5460.000	57.31	3.79	74.0	-16.69	Peak	122.00	150	Horizontal	Pass
2**	5460.000	46.44	3.79	54.0	-7.56	AV	122.00	150	Horizontal	Pass
3	5467.600	58.51	3.91	68.2	-9.69	Peak	133.00	150	Horizontal	Pass
3**	5467.600	46.77	3.91	--	--	AV	133.00	150	Horizontal	N/A
4	5470.000	58.15	3.88	68.2	-10.05	Peak	57.00	150	Horizontal	Pass
4**	5470.000	46.85	3.88	--	--	AV	57.00	150	Horizontal	N/A

U-NII-2C&U-NII-3 11n40 CH142



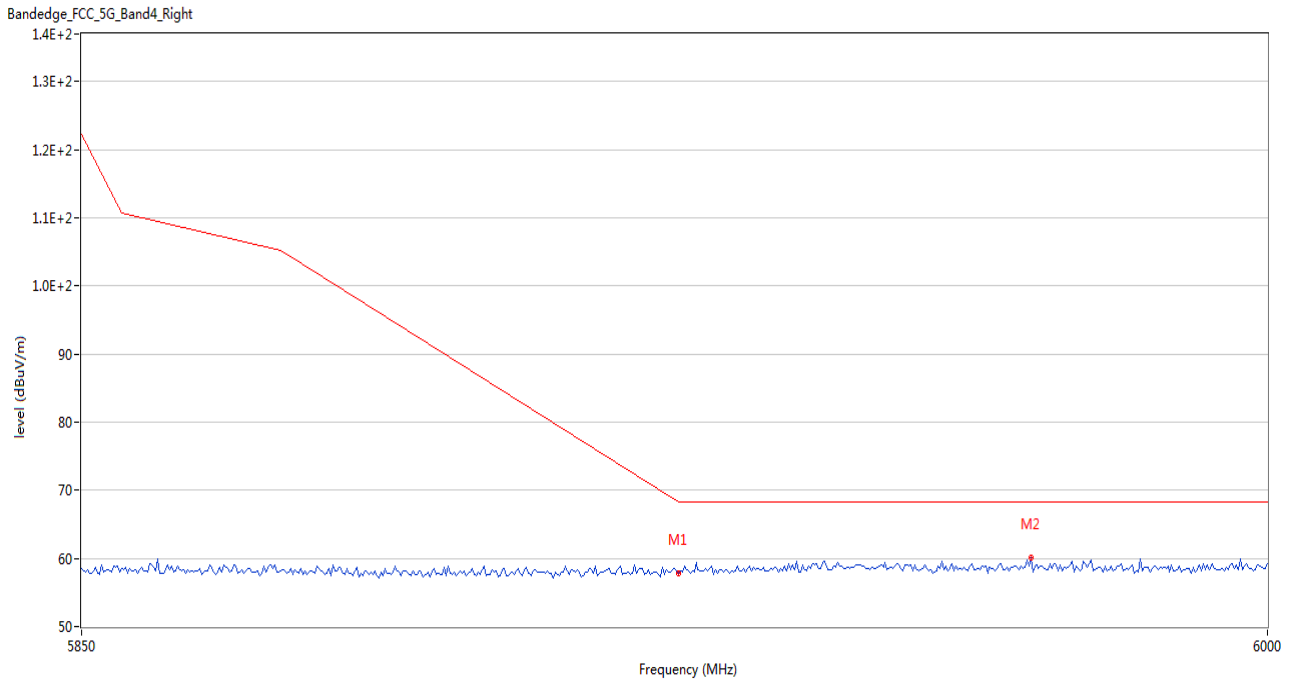
No.	Frequency (MHz)	Results (dBuV/m)	Factor (dB)	Limit (dBuV/m)	Over Limit (dB)	Detector	Table (Degree)	Height (cm)	Antenna	Verdict
1	5925.000	58.55	3.43	68.2	-9.65	Peak	186.00	150	Horizontal	Pass
2	5964.750	60.02	4.81	68.2	-8.18	Peak	360.00	150	Horizontal	Pass

U-NII-2C&U-NII-3 11ac20 CH144



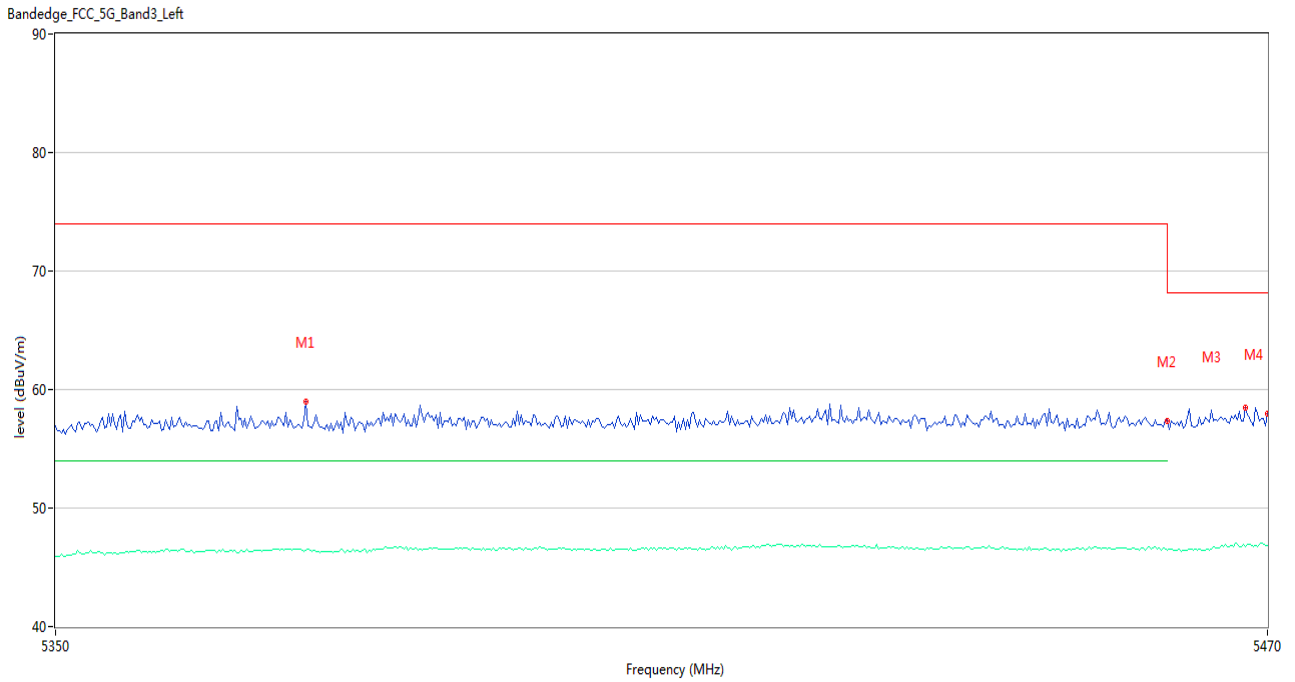
No.	Frequency (MHz)	Results (dBuV/m)	Factor (dB)	Limit (dBuV/m)	Over Limit (dB)	Detector	Table (Degree)	Height (cm)	Antenna	Verdict
1	5418.600	58.77	3.24	74.0	-15.23	Peak	223.00	150	Horizontal	Pass
1**	5418.600	46.61	3.24	54.0	-7.39	AV	223.00	150	Horizontal	Pass
2	5460.000	57.17	3.79	74.0	-16.83	Peak	242.00	150	Horizontal	Pass
2**	5460.000	46.56	3.79	54.0	-7.44	AV	242.00	150	Horizontal	Pass
3	5463.400	59.07	3.66	68.2	-9.13	Peak	272.00	150	Horizontal	Pass
3**	5463.400	46.45	3.66	--	--	AV	272.00	150	Horizontal	N/A
4	5470.000	57.61	3.88	68.2	-10.59	Peak	20.00	150	Horizontal	Pass
4**	5470.000	46.80	3.88	--	--	AV	20.00	150	Horizontal	N/A

U-NII-2C&U-NII-3 11ac20 CH144



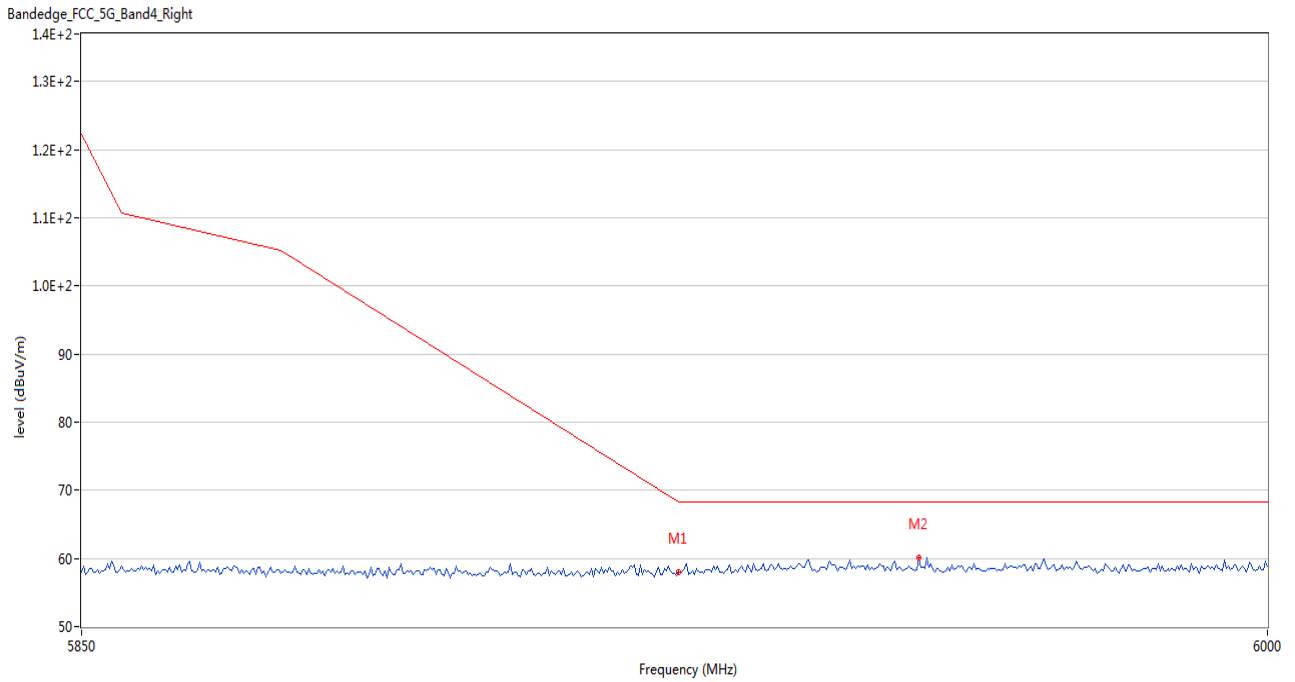
No.	Frequency (MHz)	Results (dBuV/m)	Factor (dB)	Limit (dBuV/m)	Over Limit (dB)	Detector	Table (Degree)	Height (cm)	Antenna	Verdict
1	5925.000	57.84	3.43	68.2	-10.36	Peak	191.00	150	Horizontal	Pass
2	5969.750	60.07	4.94	68.2	-8.13	Peak	286.00	150	Horizontal	Pass

U-NII-2C&U-NII-3 11ac40 CH142



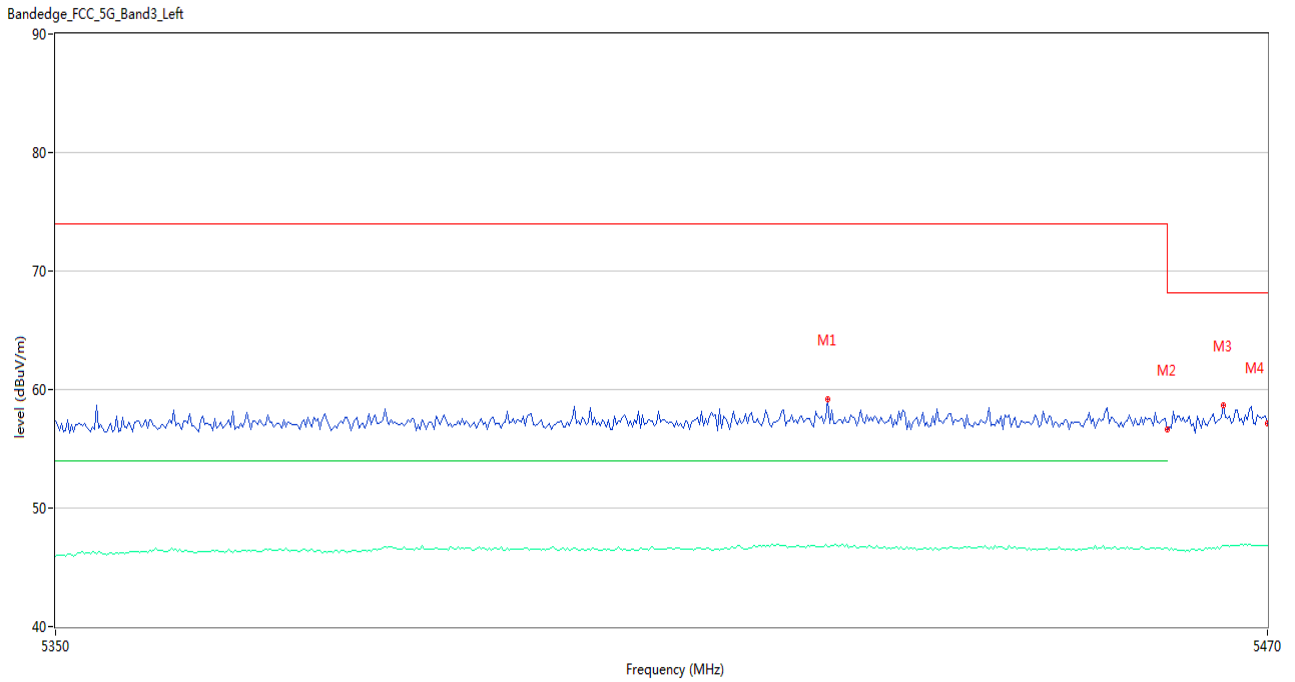
No.	Frequency (MHz)	Results (dBuV/m)	Factor (dB)	Limit (dBuV/m)	Over Limit (dB)	Detector	Table (Degree)	Height (cm)	Antenna	Verdict
1	5374.600	59.01	3.39	74.0	-14.99	Peak	310.00	150	Horizontal	Pass
1**	5374.600	46.42	3.39	54.0	-7.58	AV	310.00	150	Horizontal	Pass
2	5460.000	57.32	3.79	74.0	-16.68	Peak	331.00	150	Horizontal	Pass
2**	5460.000	46.43	3.79	54.0	-7.57	AV	331.00	150	Horizontal	Pass
3	5467.800	58.50	3.92	68.2	-9.70	Peak	331.00	150	Horizontal	Pass
3**	5467.800	46.73	3.92	--	--	AV	331.00	150	Horizontal	N/A
4	5470.000	57.99	3.88	68.2	-10.21	Peak	143.00	150	Horizontal	Pass
4**	5470.000	46.83	3.88	--	--	AV	143.00	150	Horizontal	N/A

U-NII-2C&U-NII-3 11ac40 CH142



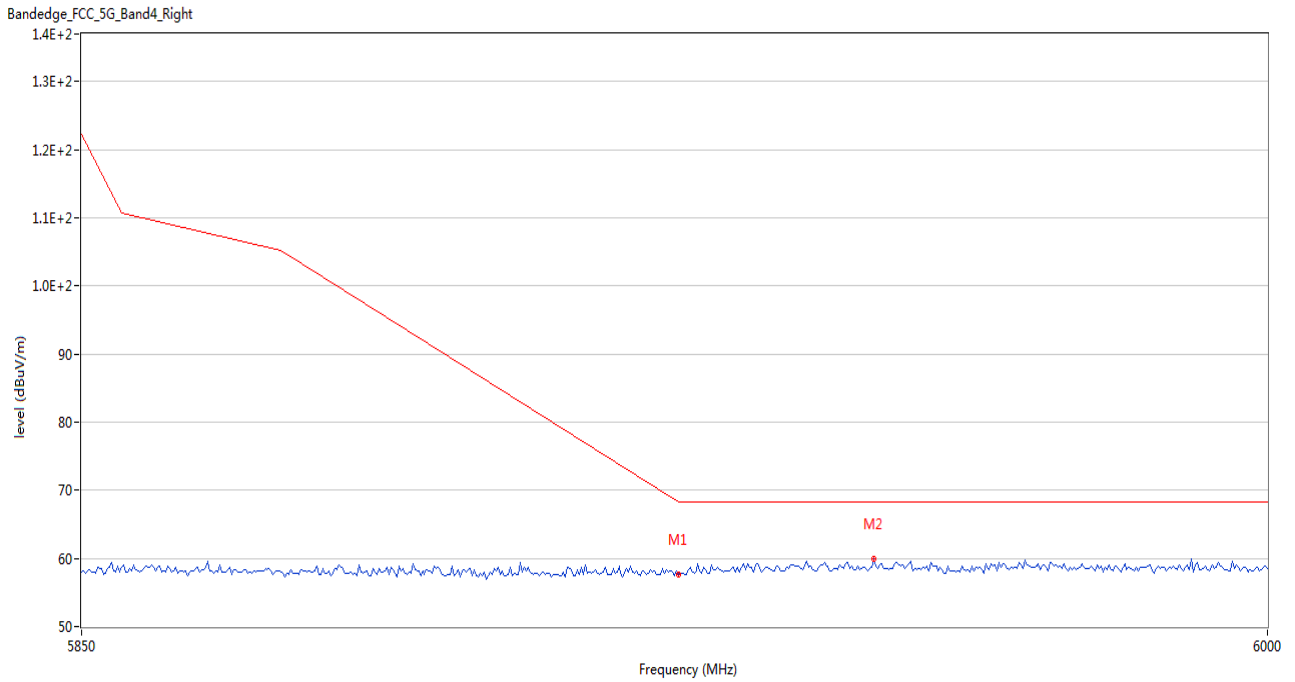
No.	Frequency (MHz)	Results (dBuV/m)	Factor (dB)	Limit (dBuV/m)	Over Limit (dB)	Detector	Table (Degree)	Height (cm)	Antenna	Verdict
1	5925.000	57.95	3.43	68.2	-10.25	Peak	274.00	150	Horizontal	Pass
2	5955.500	60.11	4.72	68.2	-8.09	Peak	30.00	150	Horizontal	Pass

U-NII-2C&U-NII-3 11ac80 CH138



No.	Frequency (MHz)	Results (dBUV/m)	Factor (dB)	Limit (dBUV/m)	Over Limit (dB)	Detector	Table (Degree)	Height (cm)	Antenna	Verdict
1	5426.200	59.22	3.30	74.0	-14.78	Peak	293.00	150	Horizontal	Pass
1**	5426.200	46.77	3.30	54.0	-7.23	AV	293.00	150	Horizontal	Pass
2	5460.000	56.63	3.79	74.0	-17.37	Peak	324.00	150	Horizontal	Pass
2**	5460.000	46.61	3.79	54.0	-7.39	AV	324.00	150	Horizontal	Pass
3	5465.600	58.65	3.86	68.2	-9.55	Peak	282.00	150	Horizontal	Pass
3**	5465.600	46.81	3.86	--	--	AV	282.00	150	Horizontal	N/A
4	5470.000	57.16	3.88	68.2	-11.04	Peak	106.00	150	Horizontal	Pass
4**	5470.000	46.86	3.88	--	--	AV	106.00	150	Horizontal	N/A

U-NII-2C&U-NII-3 11ac80 CH138



No.	Frequency (MHz)	Results (dBuV/m)	Factor (dB)	Limit (dBuV/m)	Over Limit (dB)	Detector	Table (Degree)	Height (cm)	Antenna	Verdict
1	5925.000	57.71	3.43	68.2	-10.49	Peak	179.00	150	Horizontal	Pass
2	5949.750	60.01	4.61	68.2	-8.19	Peak	229.00	150	Horizontal	Pass

ANNEX B TEST SETUP PHOTOS

Please refer the document “BL-SZ22B0814-AR.PDF”.

ANNEX C EUT EXTERNAL PHOTOS

Please refer the document “BL-SZ22B0814-AW.PDF”.

ANNEX D EUT INTERNAL PHOTOS

Please refer the document “BL-SZ22B0814-AI.PDF”.

Statement

1. The laboratory guarantees the scientificity, accuracy and impartiality of the test, and is responsible for all the information in the report, except the information provided by the customer. The customer is responsible for the impact of the information provided on the validity of the results.
2. The report without China inspection body and laboratory Mandatory Approval (CMA) mark has no effect of proving to the society.
3. For the report with CNAS mark or A2LA mark, the items marked with "☆" are not within the accredited scope.
4. This report is invalid if it is altered, without the signature of the testing and approval personnel, or without the "inspection and testing dedicated stamp" or test report stamp.
5. The test data and results are only valid for the tested samples provided by the customer.
6. This report shall not be partially reproduced without the written permission of the laboratory.
7. Any objection shall be raised to the laboratory within 30 days after receiving the report.

--END OF REPORT--