

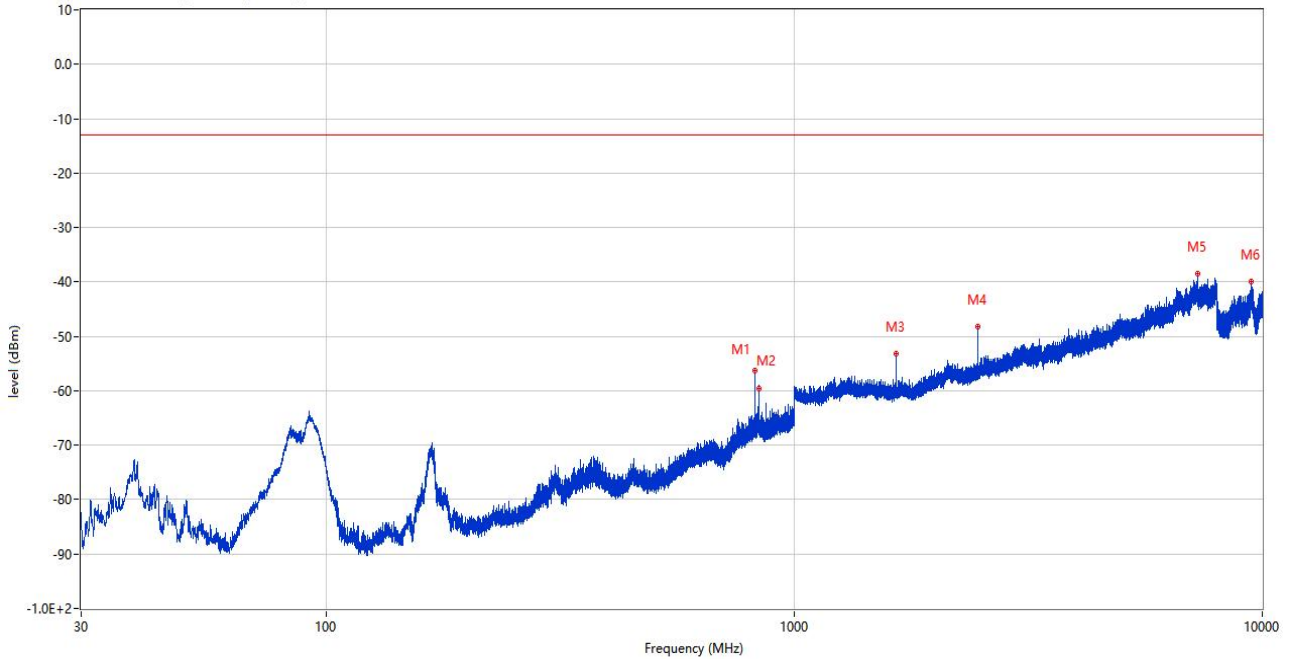
## **A.7 Field Strength of Spurious Radiation**

# 1. GSM

## 1.1 GSM 850

Band:GSM850 Channel:LOW range

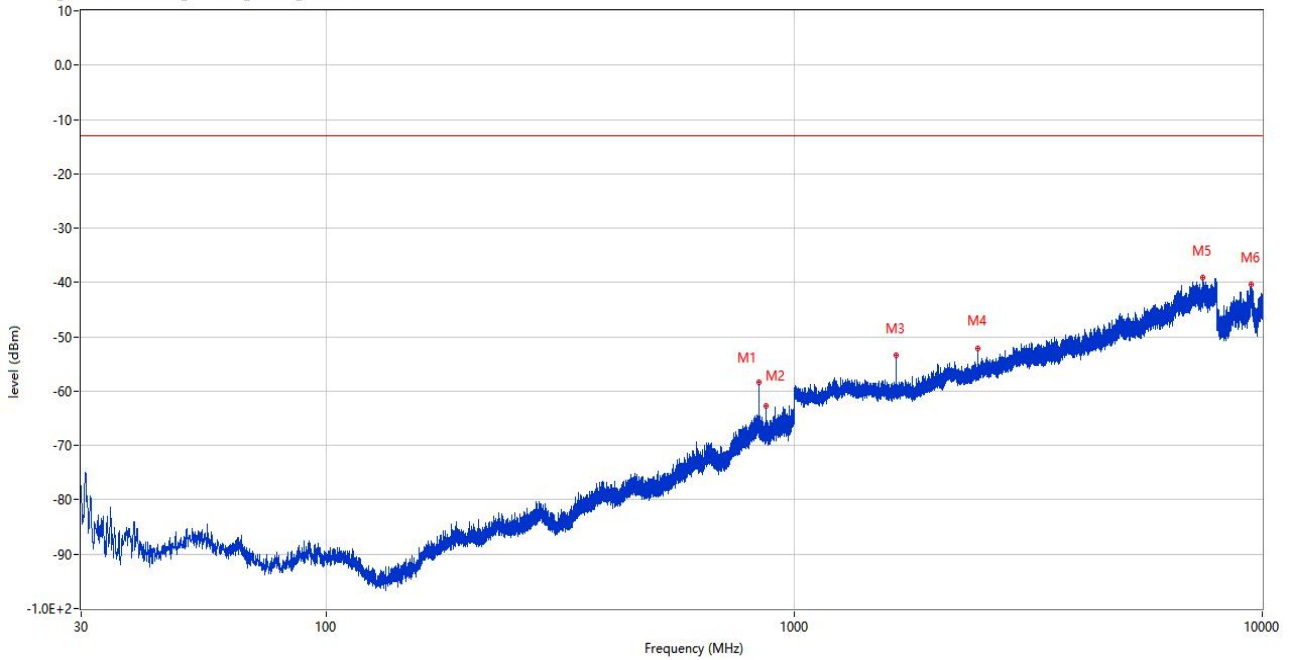
RSE (RF) \_FCC PART22&24&27\_GSM 850\_814-849\_30MHz-10GHz



Frequency (MHz)	Result (dBm)	Factor (dB)	Limit (dBm)	Margin (dB)	Table (o)	ANT	EUT	Verdict
824.236	-56.37	4.26	-13.0	43.37	152.00	Horizontal	Horizontal	N/A
839.950	-59.53	4.87	-13.0	46.53	219.00	Horizontal	Horizontal	Pass
1648.900	-53.11	-5.92	-13.0	40.11	34.00	Horizontal	Horizontal	Pass
2473.500	-48.31	-1.65	-13.0	35.31	126.00	Horizontal	Horizontal	Pass
7273.750	-38.47	14.51	-13.0	25.47	93.00	Horizontal	Horizontal	Pass
9453.400	-39.99	13.71	-13.0	26.99	16.00	Horizontal	Horizontal	Pass

Band:GSM850 Channel:LOW range

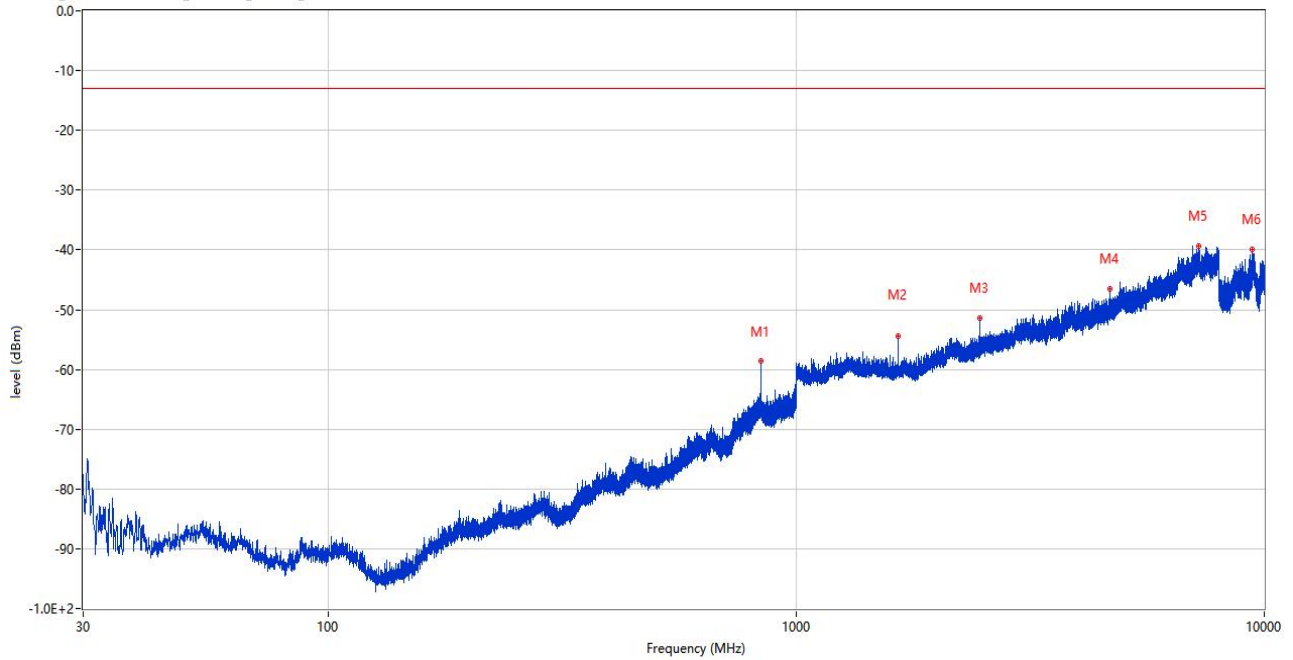
RSE (RF) FCC PART22&24&27\_GSM 850\_814-849\_30MHz-10GHz



Frequency (MHz)	Result (dBm)	Factor (dB)	Limit (dBm)	Margin (dB)	Table (o)	ANT	EUT	Verdict
839.998	-58.43	4.87	-13.0	45.43	166.00	Horizontal	Vertical	Pass
869.244	-62.64	3.50	-13.0	49.64	272.00	Horizontal	Vertical	N/A
1649.200	-53.45	-5.91	-13.0	40.45	0.00	Horizontal	Vertical	Pass
2473.500	-52.07	-1.65	-13.0	39.07	12.00	Horizontal	Vertical	Pass
7472.250	-39.09	14.12	-13.0	26.09	42.00	Horizontal	Vertical	Pass
9471.799	-40.42	13.32	-13.0	27.42	21.00	Horizontal	Vertical	Pass

Band:GSM850 Channel:LOW range

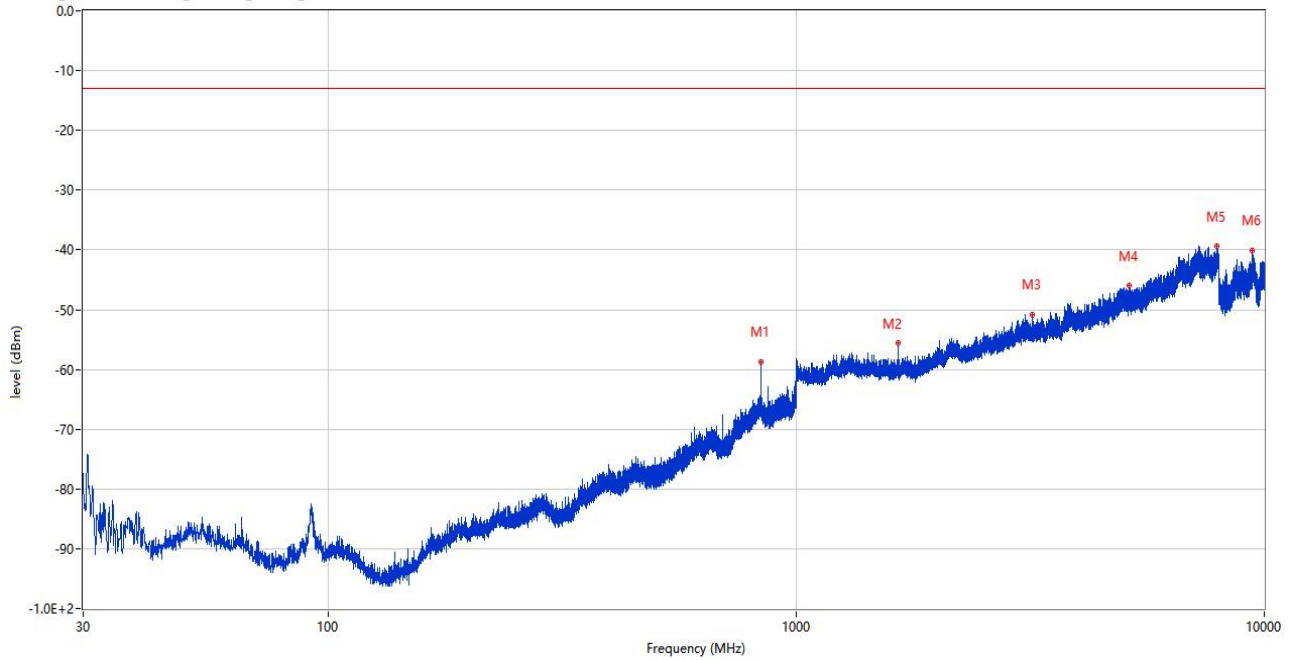
RSE (RF) FCC PART22&24&27\_GSM 850\_814-849\_30MHz-10GHz



Frequency (MHz)	Result (dBm)	Factor (dB)	Limit (dBm)	Margin (dB)	Table (o)	ANT	EUT	Verdict
839.998	-58.65	4.87	-13.0	45.65	214.00	Vertical	Vertical	Pass
1649.200	-54.44	-5.91	-13.0	41.44	0.00	Vertical	Vertical	Pass
2473.300	-51.39	-1.66	-13.0	38.39	354.00	Vertical	Vertical	Pass
4692.000	-46.50	7.48	-13.0	33.50	2.00	Vertical	Vertical	Pass
7254.500	-39.29	14.56	-13.0	26.29	299.00	Vertical	Vertical	Pass
9443.200	-39.91	13.72	-13.0	26.91	132.00	Vertical	Vertical	Pass

Band:GSM850 Channel:LOW range

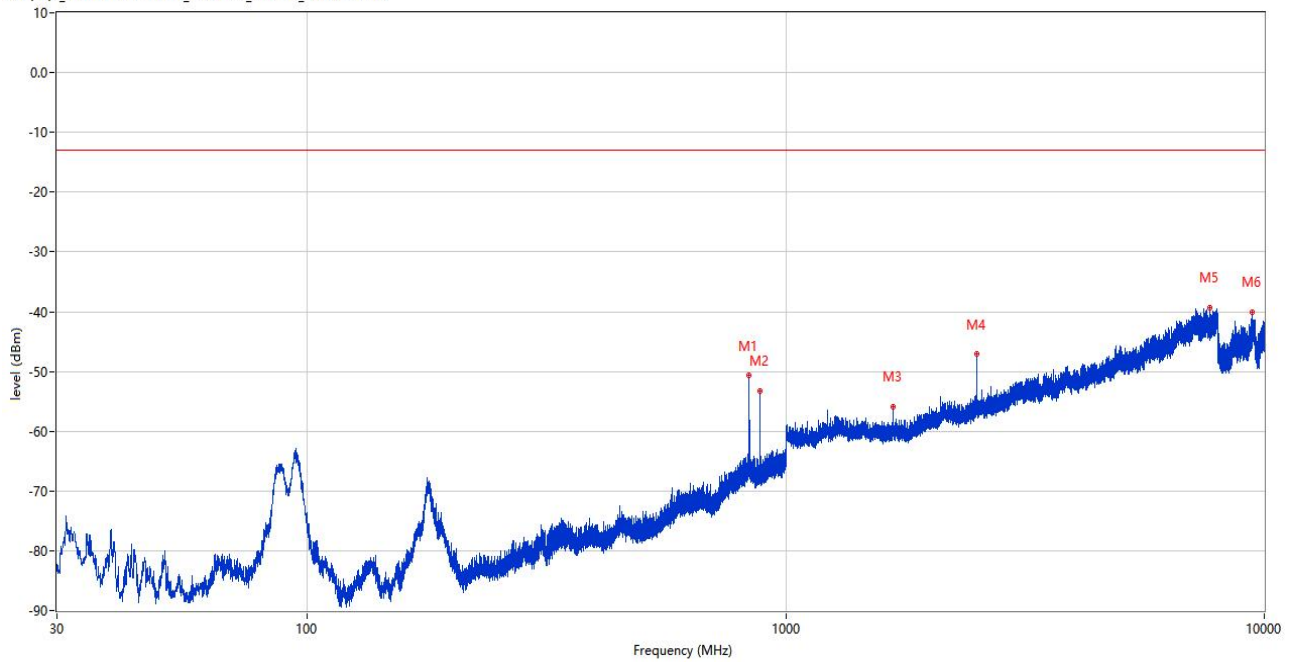
RSE (RF) FCC PART22&24&27\_GSM 850\_814-849\_30MHz-10GHz



Frequency (MHz)	Result (dBm)	Factor (dB)	Limit (dBm)	Margin (dB)	Table (o)	ANT	EUT	Verdict
839.998	-58.76	4.87	-13.0	45.76	360.00	Vertical	Horizontal	Pass
1649.300	-55.59	-5.90	-13.0	42.59	164.00	Vertical	Horizontal	Pass
3192.750	-50.78	4.06	-13.0	37.78	233.00	Vertical	Horizontal	Pass
5144.000	-45.99	9.09	-13.0	32.99	196.00	Vertical	Horizontal	Pass
7904.250	-39.38	14.62	-13.0	26.38	233.00	Vertical	Horizontal	Pass
9441.500	-40.09	13.71	-13.0	27.09	61.00	Vertical	Horizontal	Pass

Band:GSM850 Channel:MID range

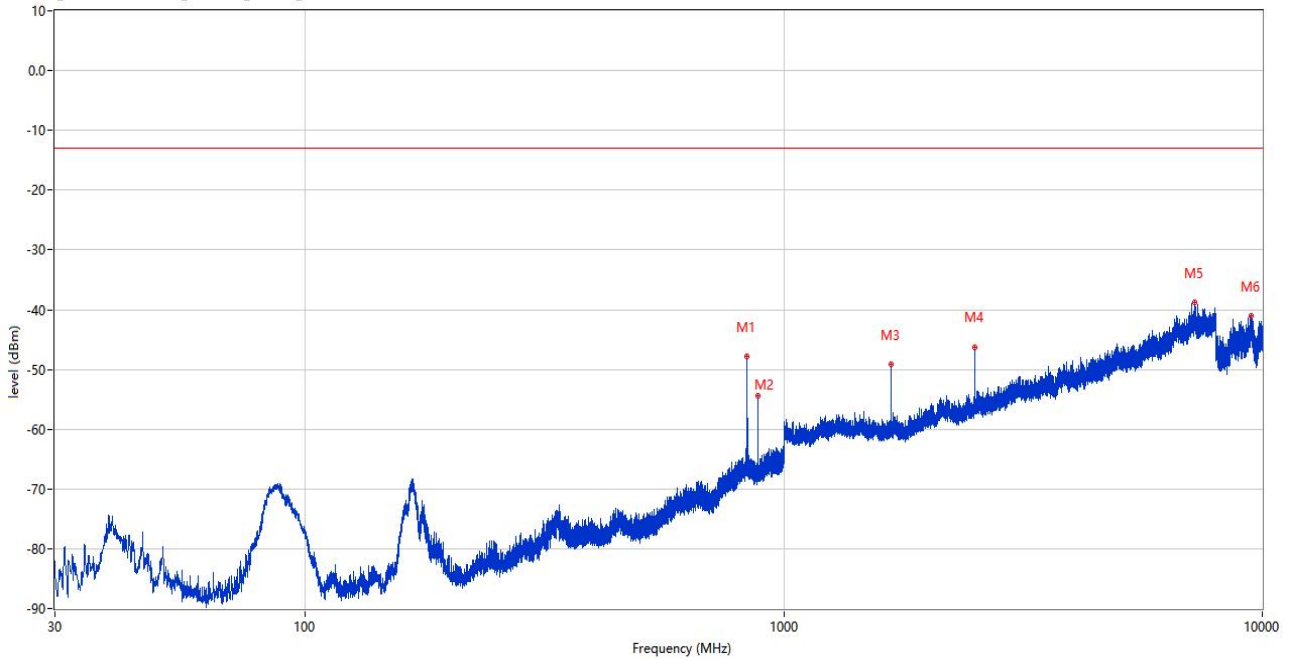
RSE (RF) \_FCC PART22&24&27\_GSM 850\_814-849\_30MHz-10GHz



Frequency (MHz)	Result (dBm)	Factor (dB)	Limit (dBm)	Margin (dB)	Table (o)	ANT	EUT	Verdict
836.652	-50.70	4.74	-13.0	37.70	127.00	Horizontal	Horizontal	N/A
881.660	-53.28	3.51	-13.0	40.28	307.00	Horizontal	Horizontal	N/A
1674.100	-55.87	-5.64	-13.0	42.87	66.00	Horizontal	Horizontal	Pass
2511.000	-47.01	-0.61	-13.0	34.01	115.00	Horizontal	Horizontal	Pass
7702.750	-39.34	13.86	-13.0	26.34	0.00	Horizontal	Horizontal	Pass
9454.300	-40.07	13.69	-13.0	27.07	-3.00	Horizontal	Horizontal	Pass

Band:GSM850 Channel:MID range

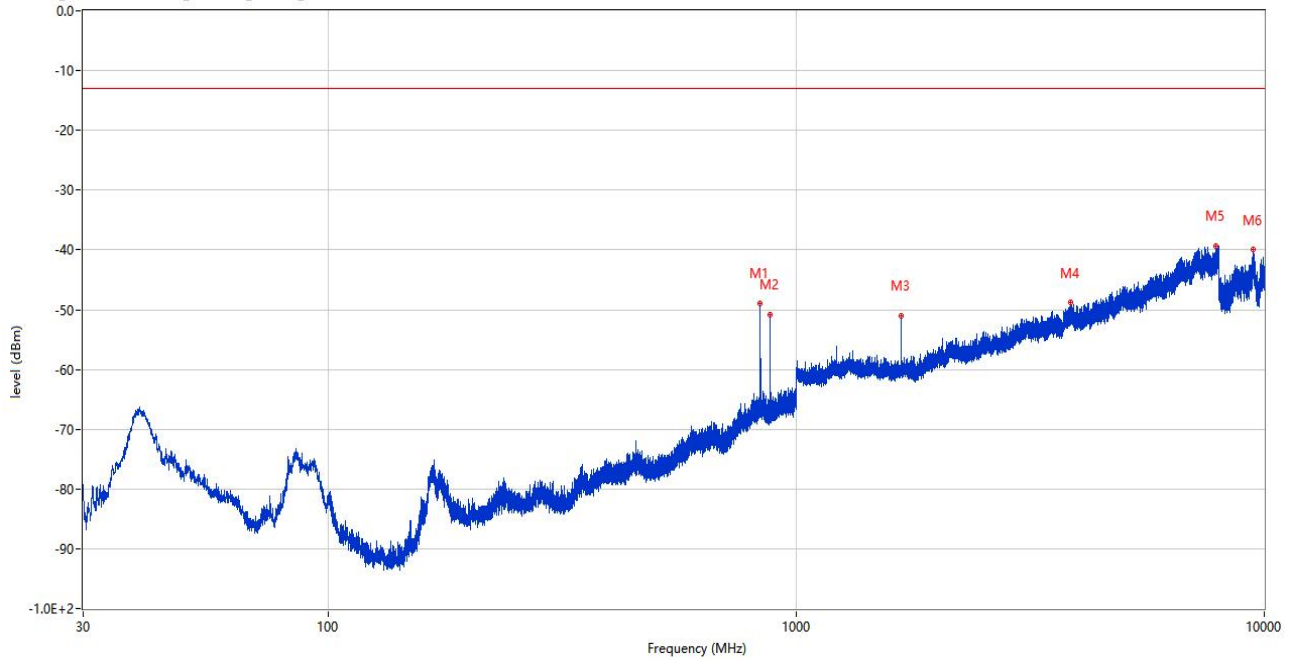
RSE (RF) \_FCC PART22&24&27\_GSM 850\_814-849\_30MHz-10GHz



Frequency (MHz)	Result (dBm)	Factor (dB)	Limit (dBm)	Margin (dB)	Table (o)	ANT	EUT	Verdict
836.700	-47.85	4.75	-13.0	34.85	133.00	Horizontal	Vertical	N/A
881.612	-54.41	3.51	-13.0	41.41	294.00	Horizontal	Vertical	N/A
1674.100	-49.20	-5.64	-13.0	36.20	225.00	Horizontal	Vertical	Pass
2510.500	-46.38	-0.69	-13.0	33.38	124.00	Horizontal	Vertical	Pass
7225.000	-38.79	14.15	-13.0	25.79	0.00	Horizontal	Vertical	Pass
9492.000	-41.06	12.89	-13.0	28.06	175.00	Horizontal	Vertical	Pass

Band:GSM850 Channel:MID range

RSE (RF) FCC PART22&24&27\_GSM 850\_814-849\_30MHz-10GHz

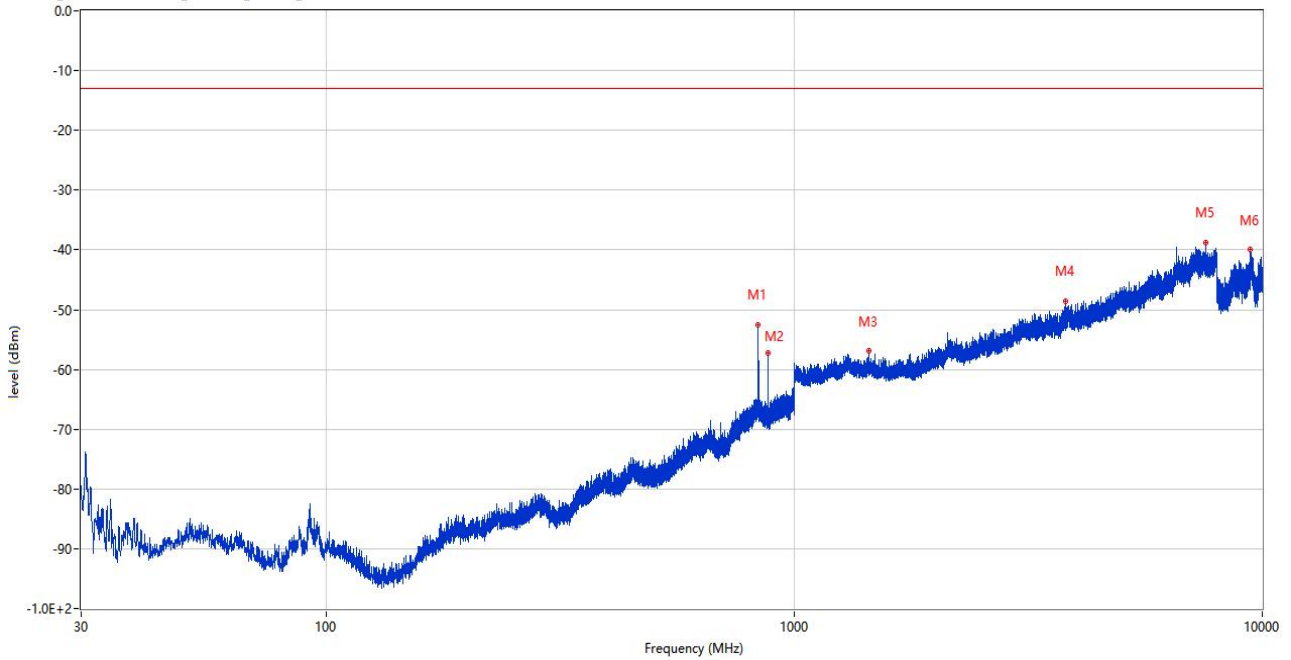


Frequency (MHz)	Result (dBm)	Factor (dB)	Limit (dBm)	Margin (dB)	Table (o)	ANT	EUT	Verdict
836.555	-48.96	4.74	-13.0	35.96	234.00	Vertical	Vertical	N/A
881.612	-50.82	3.51	-13.0	37.82	342.00	Vertical	Vertical	N/A
1674.200	-50.97	-5.65	-13.0	37.97	360.00	Vertical	Vertical	Pass
3863.500	-48.84	7.11	-13.0	35.84	63.00	Vertical	Vertical	Pass
7881.500	-39.27	14.84	-13.0	26.27	315.00	Vertical	Vertical	Pass
9464.001	-39.99	13.48	-13.0	26.99	340.00	Vertical	Vertical	Pass



Band:GSM850 Channel:MID range

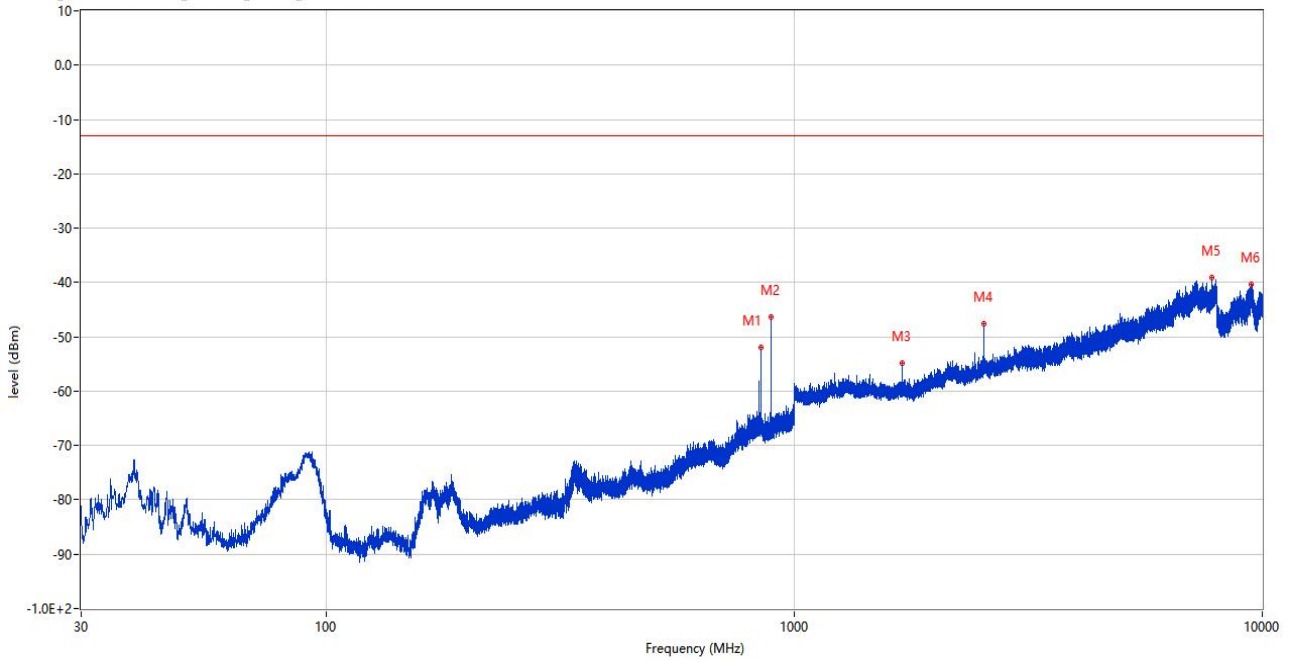
RSE (RF) FCC PART22&24&27\_GSM 850\_814-849\_30MHz-10GHz



Frequency (MHz)	Result (dBm)	Factor (dB)	Limit (dBm)	Margin (dB)	Table (o)	ANT	EUT	Verdict
836.555	-52.45	4.74	-13.0	39.45	204.00	Vertical	Horizontal	N/A
881.563	-57.32	3.51	-13.0	44.32	360.00	Vertical	Horizontal	N/A
1441.200	-56.96	-5.20	-13.0	43.96	137.00	Vertical	Horizontal	Pass
3799.250	-48.64	6.06	-13.0	35.64	144.00	Vertical	Horizontal	Pass
7581.500	-38.73	14.32	-13.0	25.73	169.00	Vertical	Horizontal	Pass
9439.901	-39.94	13.70	-13.0	26.94	202.00	Vertical	Horizontal	Pass

Band:GSM850 Channel:HIGH range

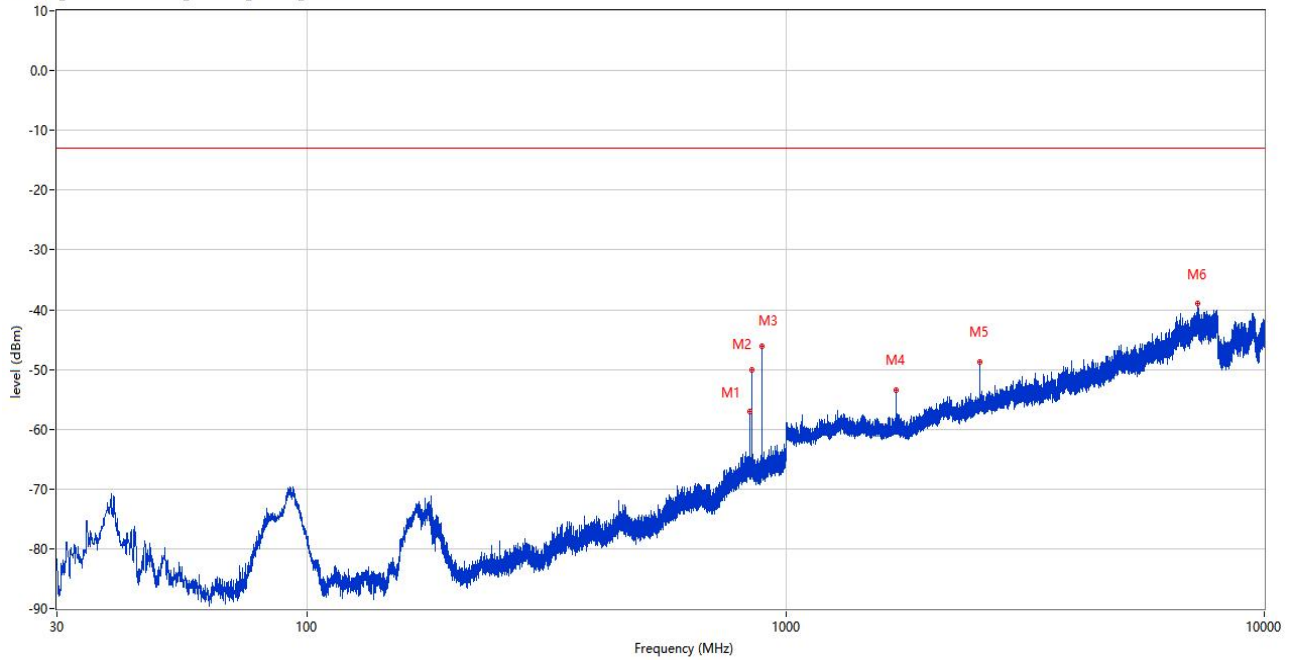
RSE (RF) \_FCC PART22&24&27\_GSM 850\_814-849\_30MHz-10GHz



Frequency (MHz)	Result (dBm)	Factor (dB)	Limit (dBm)	Margin (dB)	Table (o)	ANT	EUT	Verdict
848.874	-51.85	4.53	-13.0	38.85	240.00	Horizontal	Horizontal	N/A
893.785	-46.29	4.01	-13.0	33.29	274.00	Horizontal	Horizontal	N/A
1698.500	-54.84	-4.93	-13.0	41.84	66.00	Horizontal	Horizontal	Pass
2547.300	-47.66	-0.43	-13.0	34.66	136.00	Horizontal	Horizontal	Pass
7798.750	-39.18	14.57	-13.0	26.18	117.00	Horizontal	Horizontal	Pass
9455.300	-40.44	13.67	-13.0	27.44	276.00	Horizontal	Horizontal	Pass

Band:GSM850 Channel:HIGH range

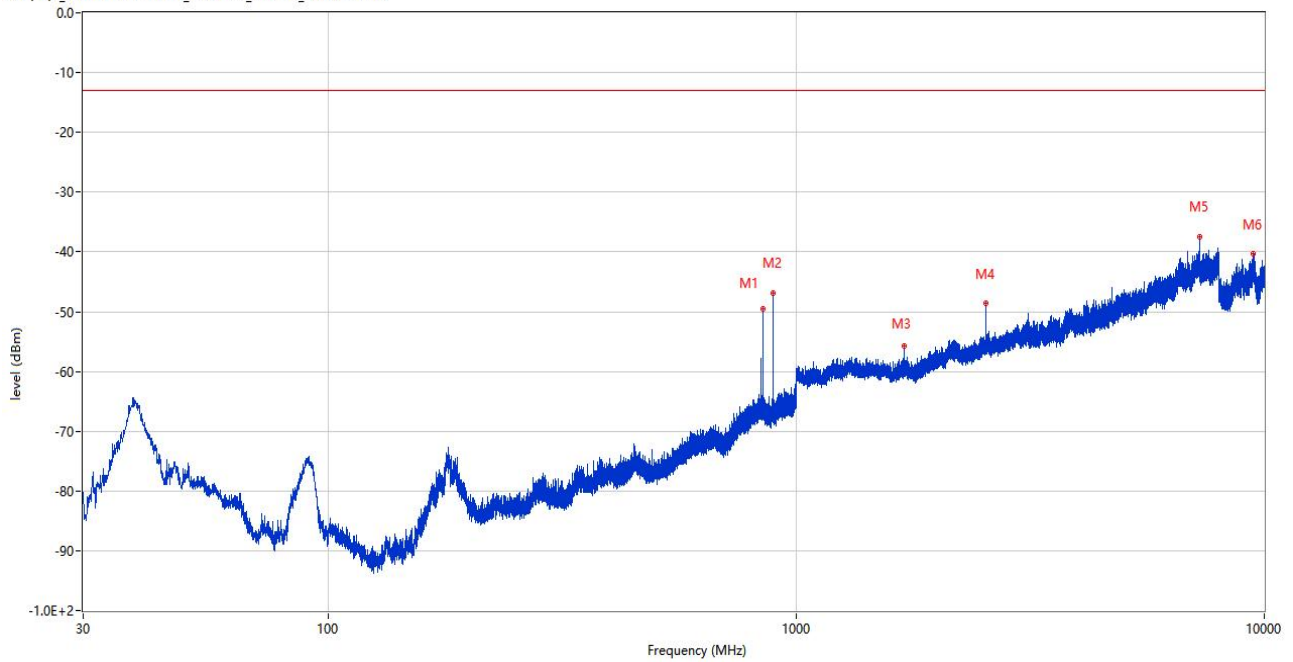
RSE (RF) \_FCC PART22&24&27\_GSM 850\_814-849\_30MHz-10GHz



Frequency (MHz)	Result (dBm)	Factor (dB)	Limit (dBm)	Margin (dB)	Table (o)	ANT	EUT	Verdict
839.998	-57.10	4.87	-13.0	44.10	323.00	Horizontal	Vertical	Pass
848.874	-50.15	4.53	-13.0	37.15	18.00	Horizontal	Vertical	N/A
893.785	-46.17	4.01	-13.0	33.17	77.00	Horizontal	Vertical	N/A
1698.300	-53.37	-4.94	-13.0	40.37	0.00	Horizontal	Vertical	Pass
2547.000	-48.74	-0.34	-13.0	35.74	7.00	Horizontal	Vertical	Pass
7274.750	-39.03	14.48	-13.0	26.03	30.00	Horizontal	Vertical	Pass

Band:GSM850 Channel:HIGH range

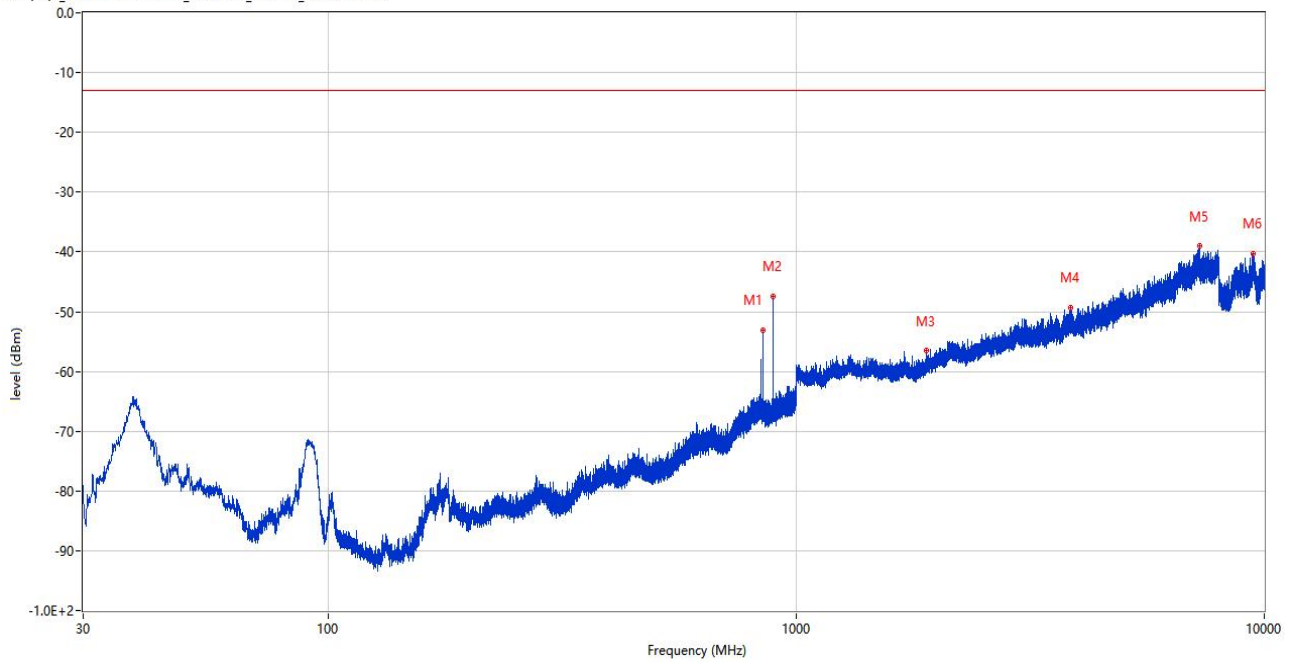
RSE (RF) FCC PART22&24&27\_GSM 850\_814-849\_30MHz-10GHz



Frequency (MHz)	Result (dBm)	Factor (dB)	Limit (dBm)	Margin (dB)	Table (o)	ANT	EUT	Verdict
848.874	-49.59	4.53	-13.0	36.59	170.00	Vertical	Vertical	N/A
893.737	-46.86	4.01	-13.0	33.86	195.00	Vertical	Vertical	N/A
1698.500	-55.66	-4.93	-13.0	42.66	37.00	Vertical	Vertical	Pass
2547.100	-48.66	-0.37	-13.0	35.66	181.00	Vertical	Vertical	Pass
7271.750	-37.40	14.51	-13.0	24.40	46.00	Vertical	Vertical	Pass
9446.700	-40.36	13.75	-13.0	27.36	0.00	Vertical	Vertical	Pass

Band:GSM850 Channel:HIGH range

RSE (RF) FCC PART22&24&27\_GSM 850\_814-849\_30MHz-10GHz

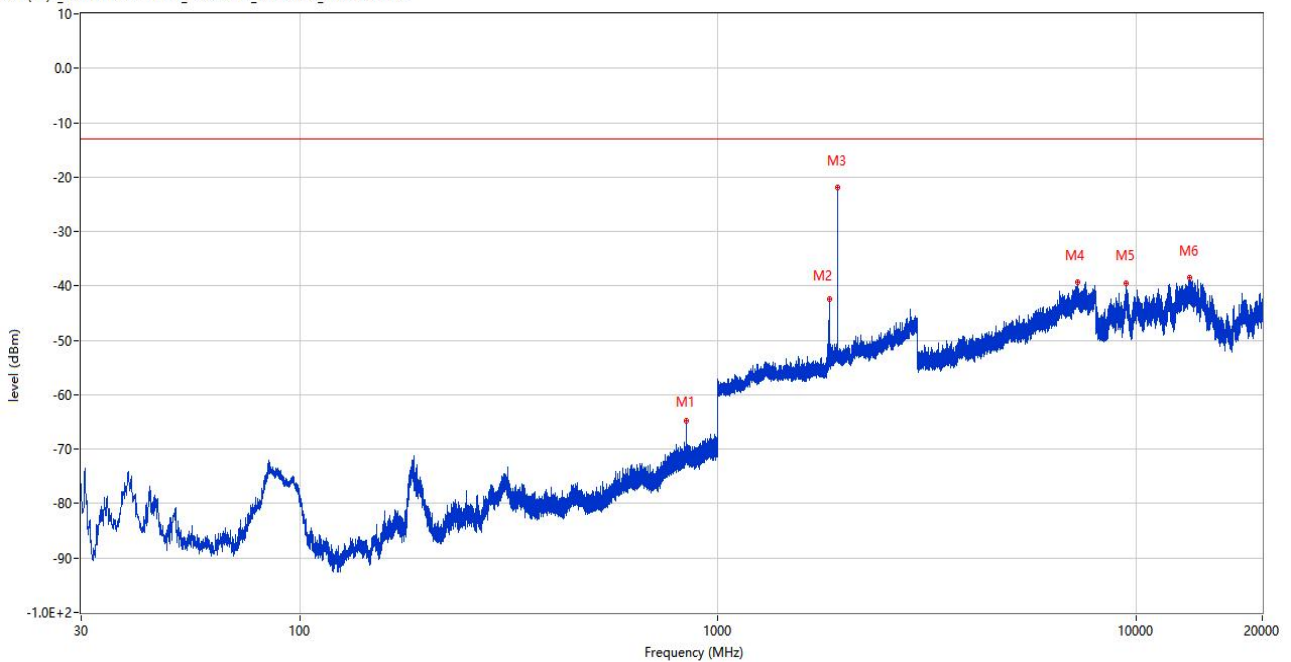


Frequency (MHz)	Result (dBm)	Factor (dB)	Limit (dBm)	Margin (dB)	Table (o)	ANT	EUT	Verdict
848.874	-53.08	4.53	-13.0	40.08	283.00	Vertical	Horizontal	N/A
893.737	-47.36	4.01	-13.0	34.36	355.00	Vertical	Horizontal	N/A
1896.400	-56.56	-5.03	-13.0	43.56	360.00	Vertical	Horizontal	Pass
3863.250	-49.26	7.14	-13.0	36.26	162.00	Vertical	Horizontal	Pass
7276.250	-39.05	14.56	-13.0	26.05	315.00	Vertical	Horizontal	Pass
9455.100	-40.21	13.67	-13.0	27.21	360.00	Vertical	Horizontal	Pass

## 1.2 GSM 1900

Band:GSM1900 Channel:low range

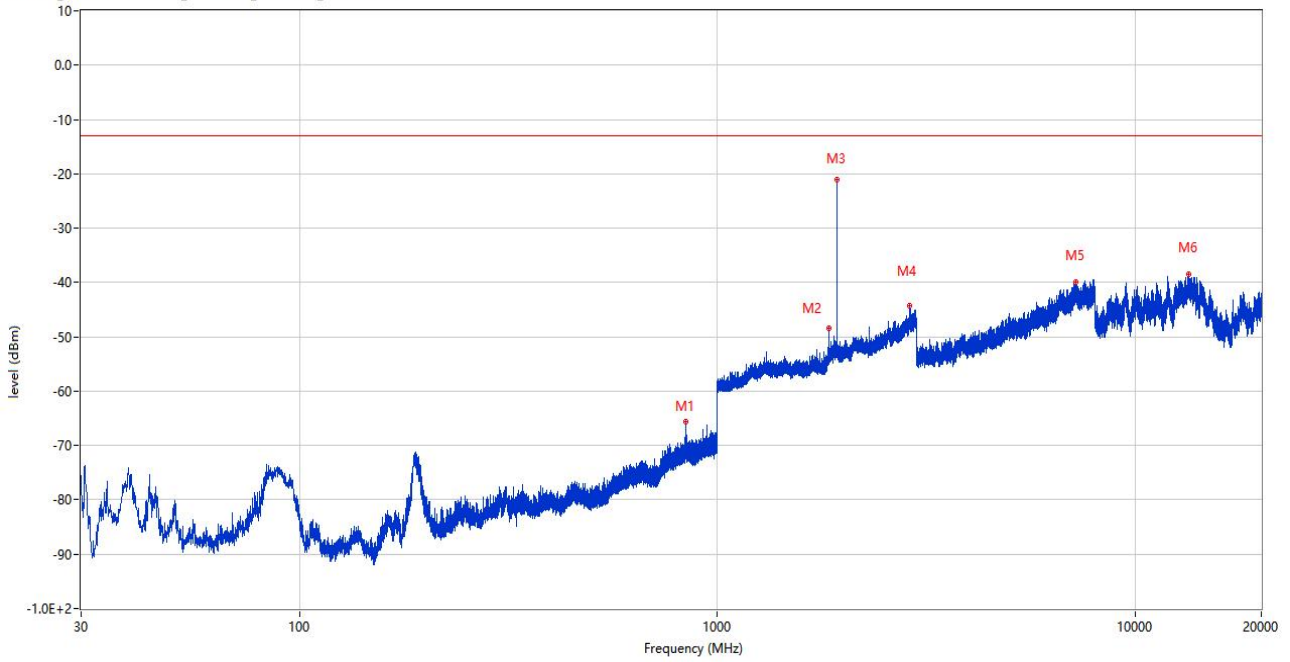
RSE (RF) \_FCC PART22&24&27\_GSM 1900\_1830-1920\_30MHz-20GHz



Frequency (MHz)	Result (dBm)	Factor (dB)	Limit (dBm)	Margin (dB)	Table (o)	ANT	EUT	Verdict
839.998	-64.83	-0.14	-13.0	51.83	205.00	Horizontal	Horizontal	Pass
1850.800	-42.42	1.17	-13.0	29.42	359.00	Horizontal	Horizontal	N/A
1930.800	-21.95	2.03	-13.0	8.95	255.00	Horizontal	Horizontal	N/A
7229.500	-39.30	14.31	-13.0	26.30	108.00	Horizontal	Horizontal	Pass
9449.224	-39.42	13.77	-13.0	26.42	64.00	Horizontal	Horizontal	Pass
13437.662	-38.43	16.40	-13.0	25.43	360.00	Horizontal	Horizontal	Pass

Band:GSM1900 Channel:low range

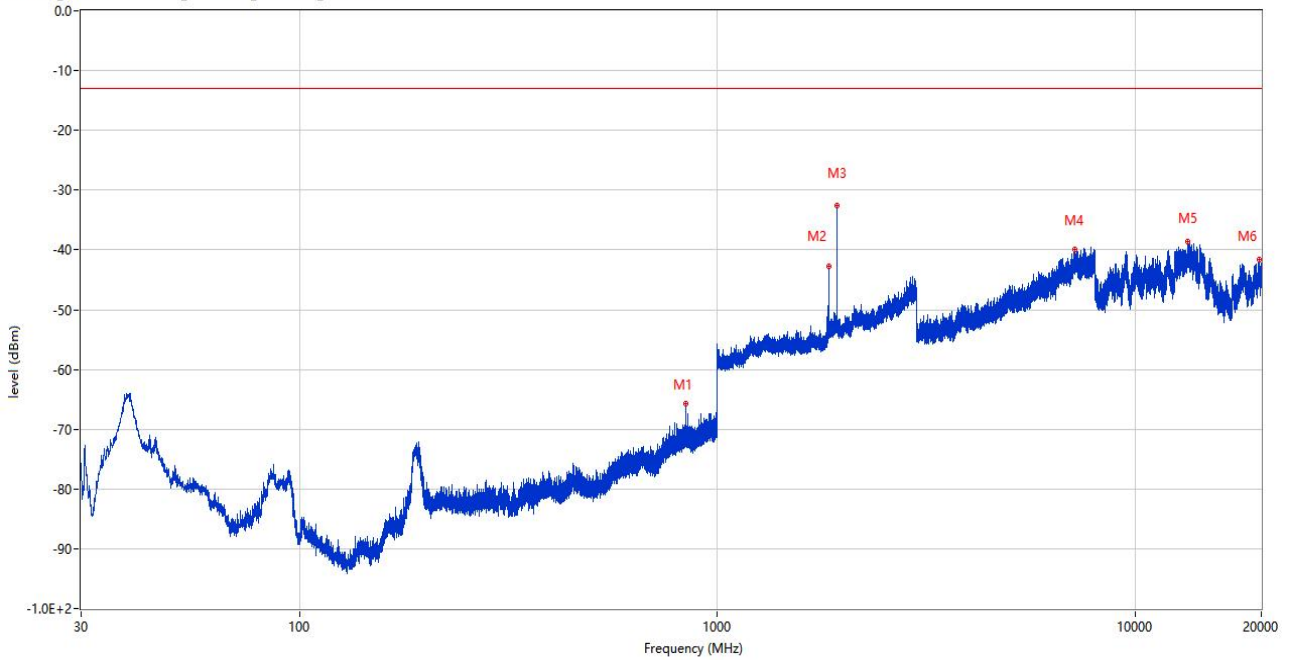
RSE (RF) \_FCC PART22&24&27\_GSM 1900\_1830-1920\_30MHz-20GHz



Frequency (MHz)	Result (dBm)	Factor (dB)	Limit (dBm)	Margin (dB)	Table (o)	ANT	EUT	Verdict
839.998	-65.55	-0.14	-13.0	52.55	55.00	Horizontal	Vertical	Pass
1850.900	-48.32	1.17	-13.0	35.32	44.00	Horizontal	Vertical	N/A
1931.000	-21.14	2.03	-13.0	8.14	74.00	Horizontal	Vertical	N/A
2887.100	-44.24	9.93	-13.0	31.24	247.00	Horizontal	Vertical	Pass
7208.500	-39.94	14.04	-13.0	26.94	127.00	Horizontal	Vertical	Pass
13394.162	-38.48	16.69	-13.0	25.48	1.00	Horizontal	Vertical	Pass

Band:GSM1900 Channel:low range

RSE (RF) \_FCC PART22&24&27\_GSM 1900\_1830-1920\_30MHz-20GHz

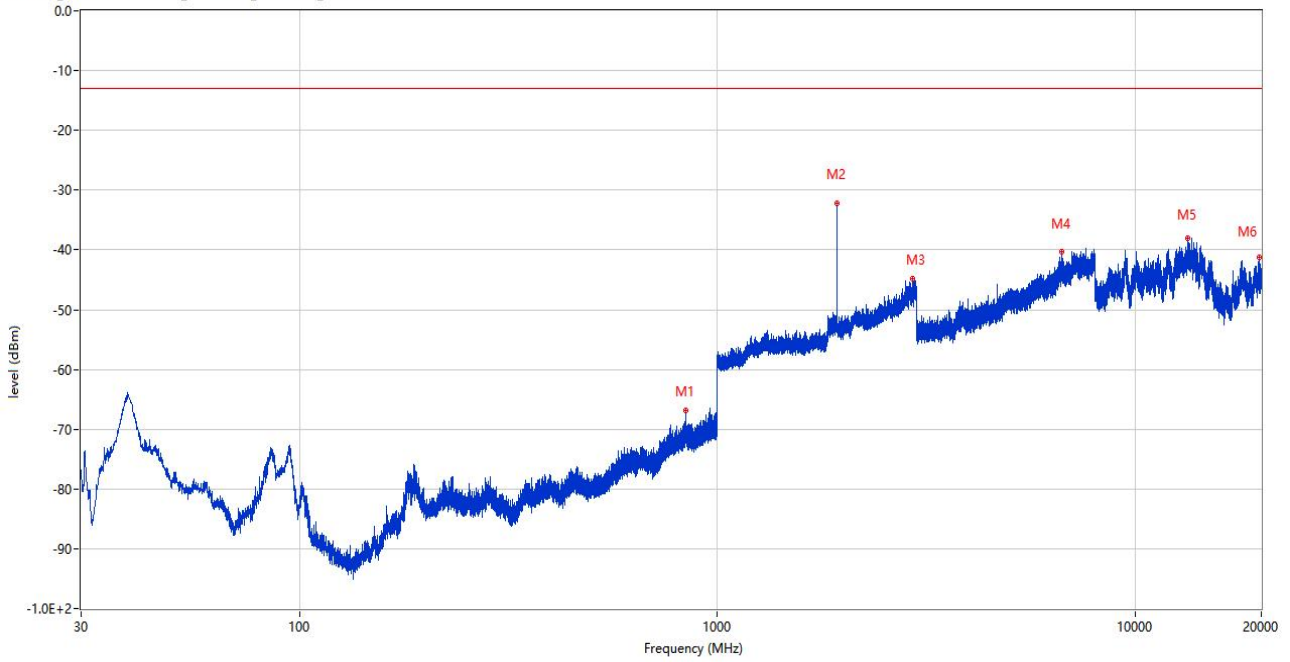


Frequency (MHz)	Result (dBm)	Factor (dB)	Limit (dBm)	Margin (dB)	Table (o)	ANT	EUT	Verdict
840.047	-65.76	-0.13	-13.0	52.76	176.00	Vertical	Vertical	Pass
1850.700	-42.74	1.16	-13.0	29.74	118.00	Vertical	Vertical	N/A
1931.100	-32.62	2.03	-13.0	19.62	172.00	Vertical	Vertical	N/A
7145.000	-39.97	13.78	-13.0	26.97	240.00	Vertical	Vertical	Pass
13336.162	-38.67	16.30	-13.0	25.67	201.00	Vertical	Vertical	Pass
19737.911	-41.69	12.66	-13.0	28.69	201.00	Vertical	Vertical	Pass



Band:GSM1900 Channel:low range

RSE (RF) \_FCC PART22&24&27\_GSM 1900\_1830-1920\_30MHz-20GHz



Frequency (MHz)	Result (dBm)	Factor (dB)	Limit (dBm)	Margin (dB)	Table (o)	ANT	EUT	Verdict
839.998	-66.83	-0.14	-13.0	53.83	69.00	Vertical	Horizontal	Pass
1931.000	-32.26	2.03	-13.0	19.26	162.00	Vertical	Horizontal	N/A
2920.600	-44.74	8.62	-13.0	31.74	66.00	Vertical	Horizontal	Pass
6655.250	-40.39	12.86	-13.0	27.39	180.00	Vertical	Horizontal	Pass
13346.675	-38.02	16.66	-13.0	25.02	360.00	Vertical	Horizontal	Pass
19738.636	-41.25	12.66	-13.0	28.25	40.00	Vertical	Horizontal	Pass

Band:GSM1900 Channel:MID range

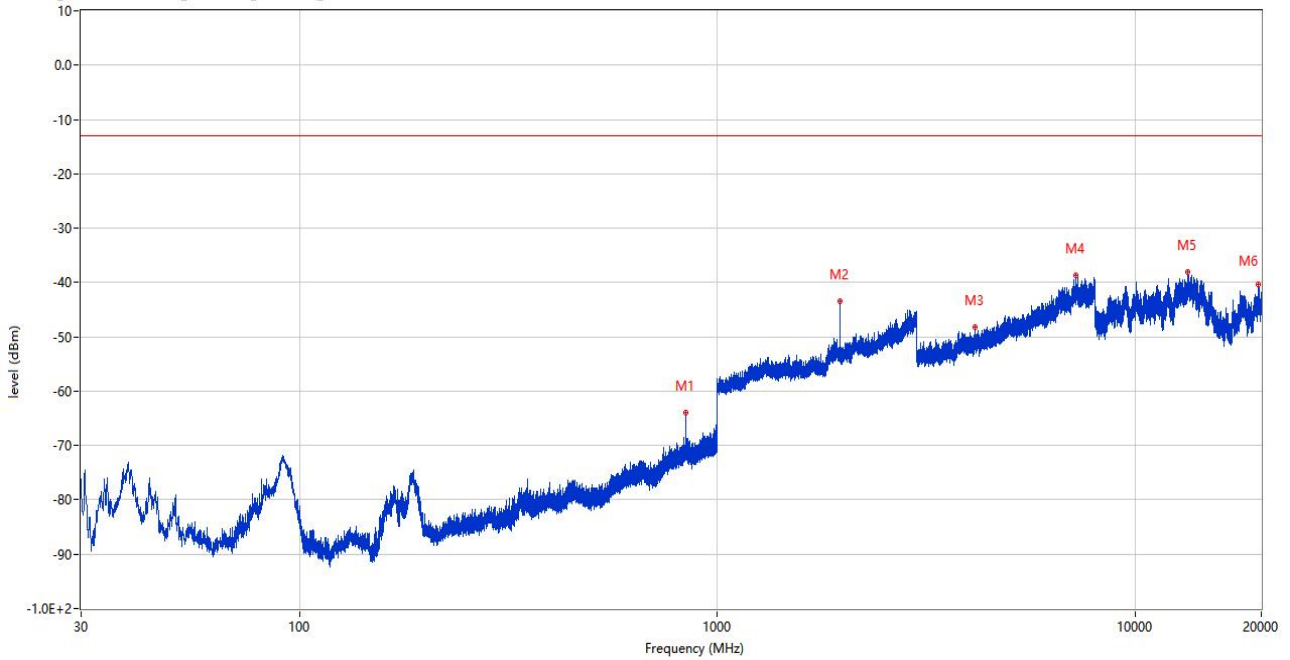
RSE (RF) \_FCC PART22&24&27\_GSM 1900\_1830-1920\_30MHz-20GHz



Frequency (MHz)	Result (dBm)	Factor (dB)	Limit (dBm)	Margin (dB)	Table (o)	ANT	EUT	Verdict
839.998	-65.73	-0.14	-13.0	52.73	256.00	Horizontal	Horizontal	Pass
1960.700	-44.50	1.23	-13.0	31.50	261.00	Horizontal	Horizontal	N/A
3881.750	-48.75	7.09	-13.0	35.75	208.00	Horizontal	Horizontal	Pass
7945.750	-38.99	15.18	-13.0	25.99	324.00	Horizontal	Horizontal	Pass
13507.262	-38.48	15.76	-13.0	25.48	133.00	Horizontal	Horizontal	Pass
18086.001	-41.24	12.28	-13.0	28.24	204.00	Horizontal	Horizontal	Pass

Band:GSM1900 Channel:MID range

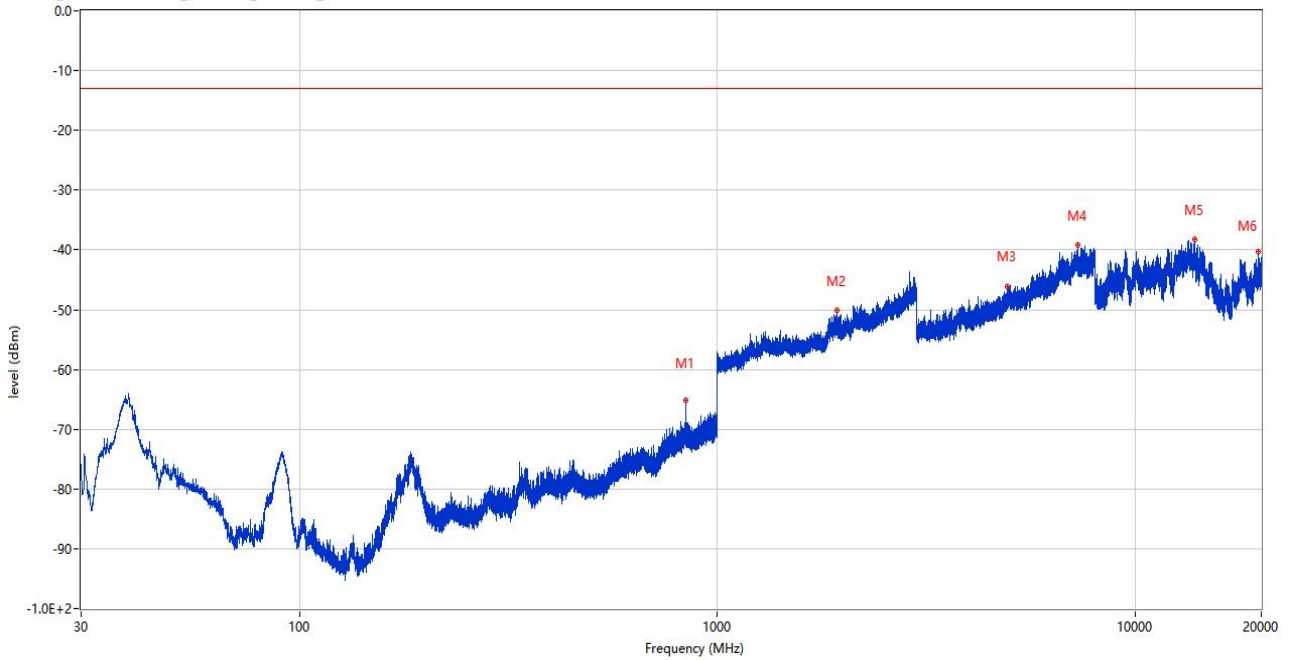
RSE (RF) \_FCC PART22&24&27\_GSM 1900\_1830-1920\_30MHz-20GHz



Frequency (MHz)	Result (dBm)	Factor (dB)	Limit (dBm)	Margin (dB)	Table (o)	ANT	EUT	Verdict
839.998	-63.96	-0.14	-13.0	50.96	286.00	Horizontal	Vertical	Pass
1960.700	-43.41	1.23	-13.0	30.41	257.00	Horizontal	Vertical	N/A
4124.500	-48.27	7.05	-13.0	35.27	171.00	Horizontal	Vertical	Pass
7203.750	-38.64	14.14	-13.0	25.64	346.00	Horizontal	Vertical	Pass
13355.013	-38.12	16.76	-13.0	25.12	0.00	Horizontal	Vertical	Pass
19665.412	-40.42	12.64	-13.0	27.42	0.00	Horizontal	Vertical	Pass

Band:GSM1900 Channel:MID range

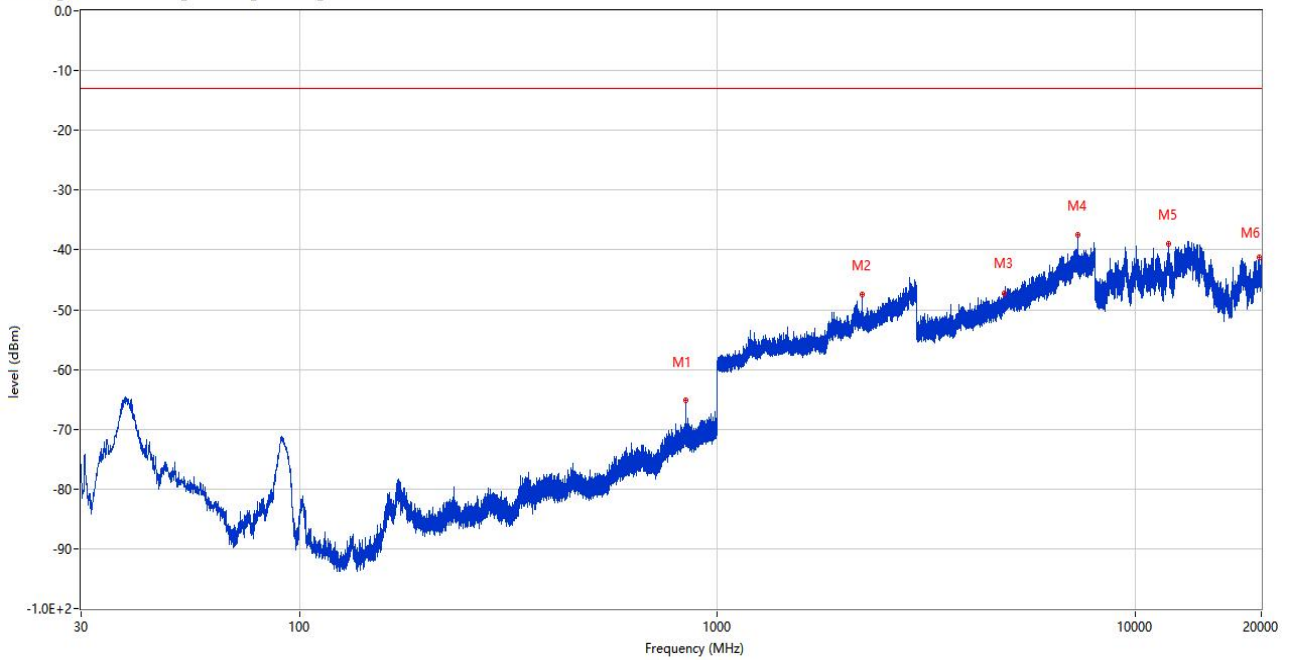
RSE (RF) \_FCC PART22&24&27\_GSM 1900\_1830-1920\_30MHz-20GHz



Frequency (MHz)	Result (dBm)	Factor (dB)	Limit (dBm)	Margin (dB)	Table (o)	ANT	EUT	Verdict
839.950	-65.08	-0.14	-13.0	52.08	47.00	Vertical	Vertical	Pass
1925.800	-50.18	2.01	-13.0	37.18	7.00	Vertical	Vertical	Pass
4924.750	-46.14	8.75	-13.0	33.14	246.00	Vertical	Vertical	Pass
7271.500	-39.24	14.54	-13.0	26.24	360.00	Vertical	Vertical	Pass
13833.513	-38.32	16.63	-13.0	25.32	360.00	Vertical	Vertical	Pass
19718.699	-40.26	12.66	-13.0	27.26	177.00	Vertical	Vertical	Pass

Band:GSM1900 Channel:MID range

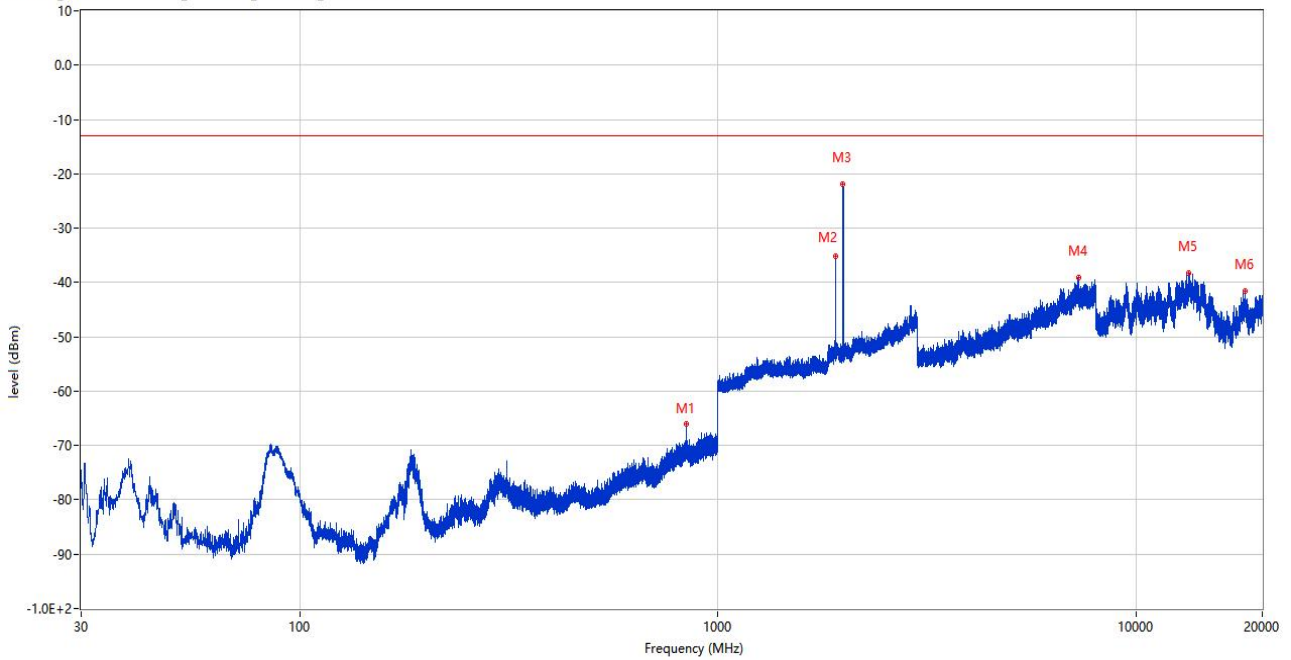
RSE (RF) \_FCC PART22&24&27\_GSM 1900\_1830-1920\_30MHz-20GHz



Frequency (MHz)	Result (dBm)	Factor (dB)	Limit (dBm)	Margin (dB)	Table (o)	ANT	EUT	Verdict
839.998	-65.14	-0.14	-13.0	52.14	358.00	Vertical	Horizontal	Pass
2217.300	-47.49	3.13	-13.0	34.49	360.00	Vertical	Horizontal	Pass
4844.500	-47.23	7.75	-13.0	34.23	144.00	Vertical	Horizontal	Pass
7273.750	-37.53	14.51	-13.0	24.53	227.00	Vertical	Horizontal	Pass
11999.500	-38.99	14.01	-13.0	25.99	0.00	Vertical	Horizontal	Pass
19729.574	-41.28	12.66	-13.0	28.28	1.00	Vertical	Horizontal	Pass

Band:GSM1900 Channel:High range

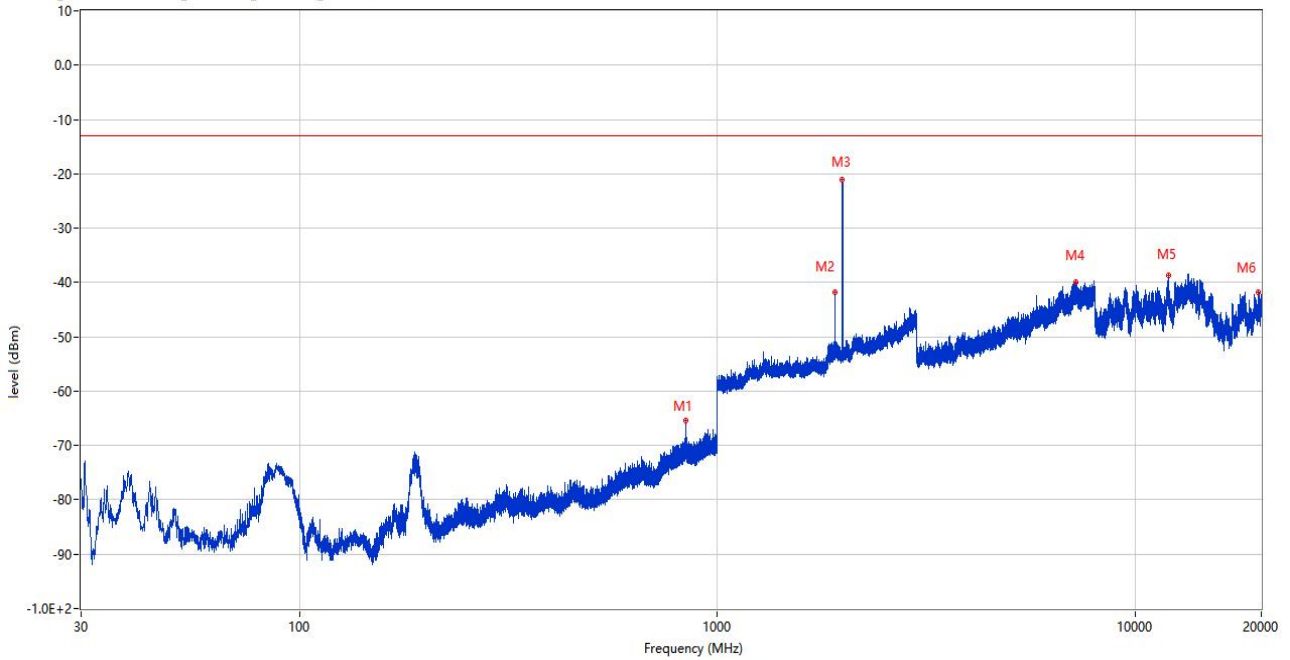
RSE (RF) \_FCC PART22&24&27\_GSM 1900\_1830-1920\_30MHz-20GHz



Frequency (MHz)	Result (dBm)	Factor (dB)	Limit (dBm)	Margin (dB)	Table (o)	ANT	EUT	Verdict
839.998	-66.06	-0.14	-13.0	53.06	33.00	Horizontal	Horizontal	Pass
1910.400	-35.23	1.96	-13.0	22.23	153.00	Horizontal	Horizontal	N/A
1990.500	-21.89	0.92	-13.0	8.89	252.00	Horizontal	Horizontal	N/A
7271.500	-39.14	14.54	-13.0	26.14	15.00	Horizontal	Horizontal	Pass
13334.713	-38.27	16.25	-13.0	25.27	221.00	Horizontal	Horizontal	Pass
18207.437	-41.58	12.31	-13.0	28.58	360.00	Horizontal	Horizontal	Pass

Band:GSM1900 Channel:High range

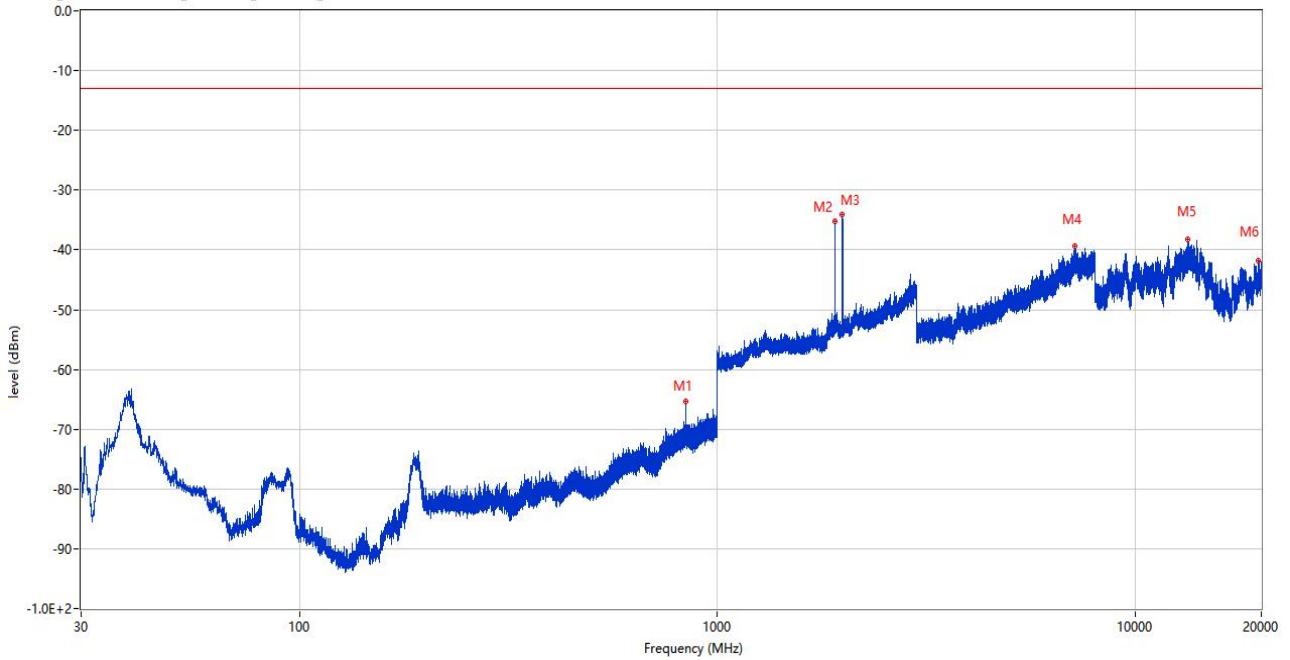
RSE (RF) \_FCC PART22&24&27\_GSM 1900\_1830-1920\_30MHz-20GHz



Frequency (MHz)	Result (dBm)	Factor (dB)	Limit (dBm)	Margin (dB)	Table (o)	ANT	EUT	Verdict
839.998	-65.31	-0.14	-13.0	52.31	130.00	Horizontal	Vertical	Pass
1910.600	-41.81	1.96	-13.0	28.81	41.00	Horizontal	Vertical	N/A
1990.600	-21.00	0.91	-13.0	8.00	249.00	Horizontal	Vertical	N/A
7200.000	-39.96	14.38	-13.0	26.96	246.00	Horizontal	Vertical	Pass
11972.901	-38.66	14.03	-13.0	25.66	344.00	Horizontal	Vertical	Pass
19720.511	-41.85	12.66	-13.0	28.85	0.00	Horizontal	Vertical	Pass

Band:GSM1900 Channel:High range

RSE (RF) \_FCC PART22&24&27\_GSM 1900\_1830-1920\_30MHz-20GHz

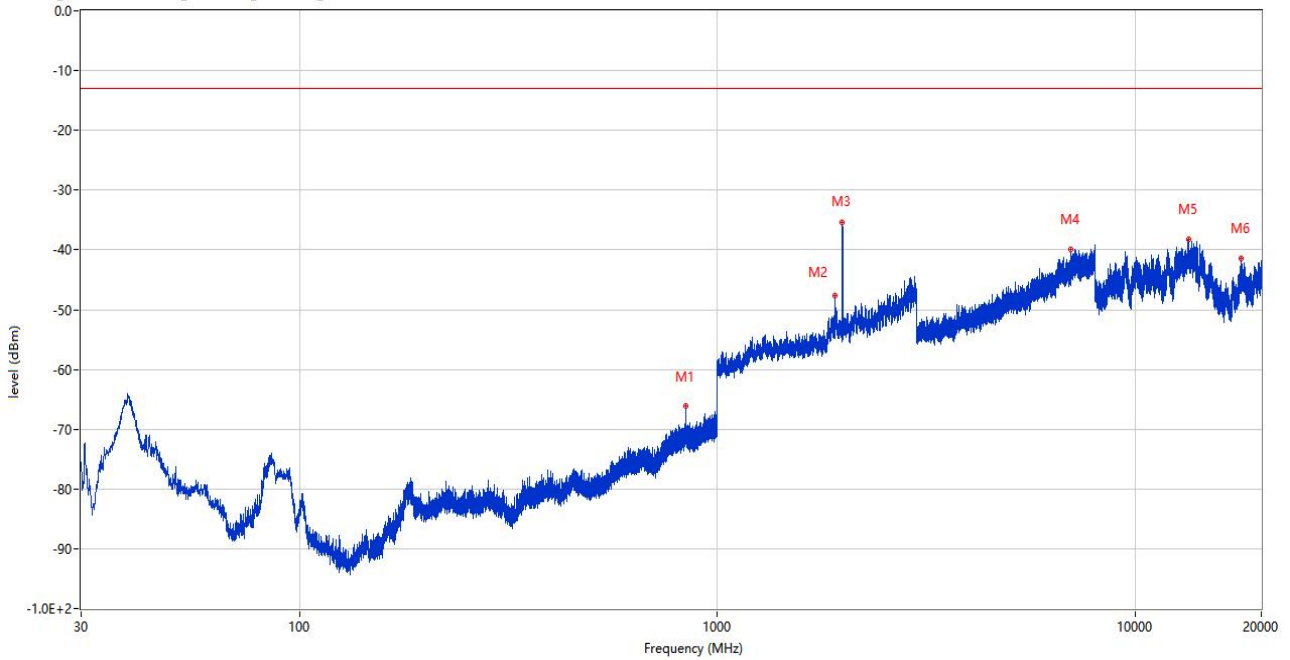


Frequency (MHz)	Result (dBm)	Factor (dB)	Limit (dBm)	Margin (dB)	Table (o)	ANT	EUT	Verdict
839.998	-65.26	-0.14	-13.0	52.26	295.00	Vertical	Vertical	Pass
1910.600	-35.26	1.96	-13.0	22.26	41.00	Vertical	Vertical	N/A
1990.600	-34.12	0.91	-13.0	21.12	134.00	Vertical	Vertical	N/A
7168.750	-39.29	14.02	-13.0	26.29	95.00	Vertical	Vertical	Pass
13356.463	-38.25	16.76	-13.0	25.25	360.00	Vertical	Vertical	Pass
19638.587	-41.85	12.64	-13.0	28.85	300.00	Vertical	Vertical	Pass



Band:GSM1900 Channel:High range

RSE (RF) \_FCC PART22&24&27\_GSM 1900\_1830-1920\_30MHz-20GHz



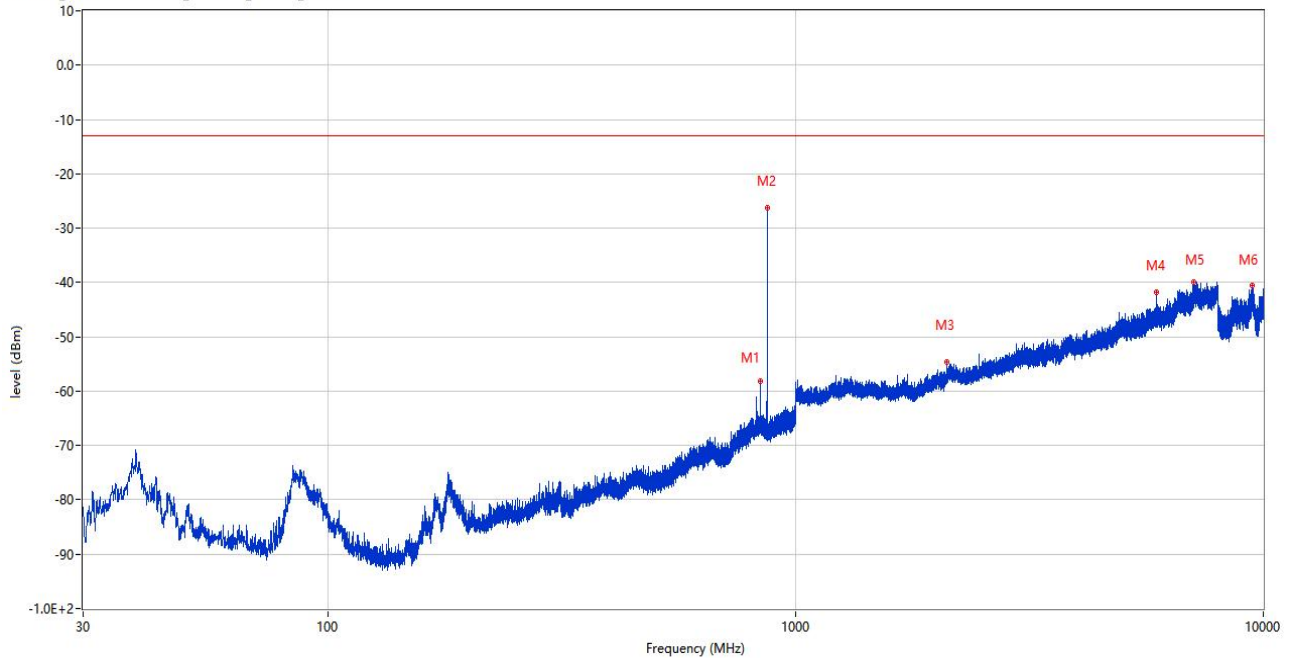
Frequency (MHz)	Result (dBm)	Factor (dB)	Limit (dBm)	Margin (dB)	Table (o)	ANT	EUT	Verdict
839.950	-66.14	-0.14	-13.0	53.14	336.00	Vertical	Horizontal	Pass
1910.600	-47.58	1.96	-13.0	34.58	200.00	Vertical	Horizontal	N/A
1990.500	-35.36	0.92	-13.0	22.36	185.00	Vertical	Horizontal	N/A
7017.000	-39.91	13.16	-13.0	26.91	41.00	Vertical	Horizontal	Pass
13422.075	-38.18	16.52	-13.0	25.18	0.00	Vertical	Horizontal	Pass
17945.713	-41.36	13.65	-13.0	28.36	135.00	Vertical	Horizontal	Pass

## 2. EGPRS

### 2.1 EGPRS 850

Band:GSM850 Channel:low range

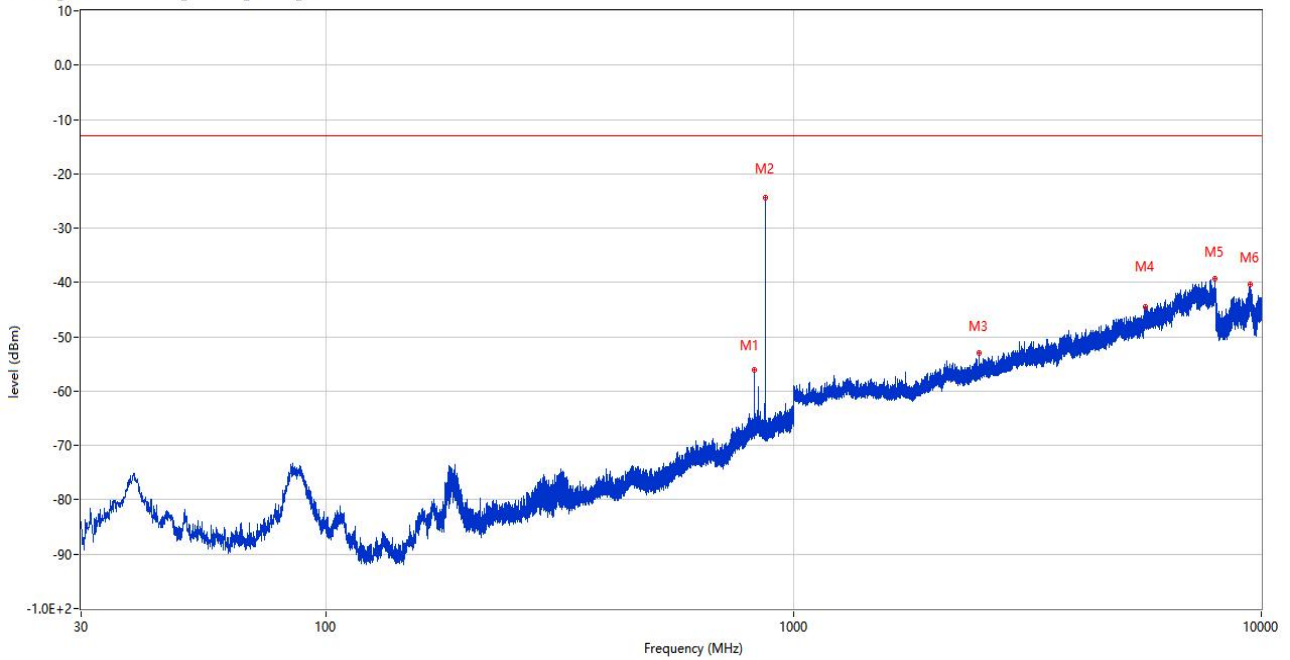
RSE (RF) \_FCC PART22&24&27\_GSM 850\_814-849\_30MHz-10GHz



Frequency (MHz)	Result (dBm)	Factor (dB)	Limit (dBm)	Margin (dB)	Table (o)	ANT	EUT	Verdict
839.998	-58.12	4.87	-13.0	45.12	134.00	Horizontal	Horizontal	Pass
869.147	-26.23	3.50	-13.0	13.23	255.00	Horizontal	Horizontal	N/A
2103.700	-54.71	-2.31	-13.0	41.71	287.00	Horizontal	Horizontal	Pass
5898.750	-41.89	10.35	-13.0	28.89	267.00	Horizontal	Horizontal	Pass
7107.750	-39.91	13.58	-13.0	26.91	354.00	Horizontal	Horizontal	Pass
9469.799	-40.63	13.36	-13.0	27.63	184.00	Horizontal	Horizontal	Pass

Band:GSM850 Channel:low range

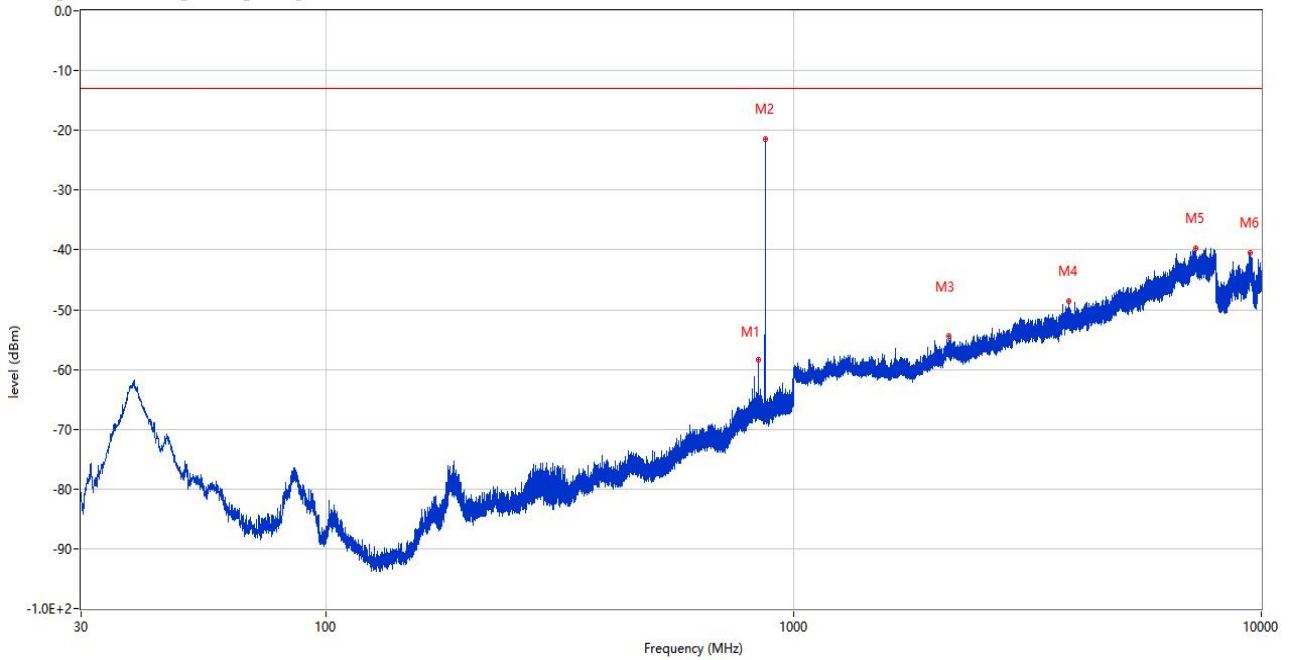
RSE (RF) \_FCC PART2&24&27\_GSM 850\_814-849\_30MHz-10GHz



Frequency (MHz)	Result (dBm)	Factor (dB)	Limit (dBm)	Margin (dB)	Table (o)	ANT	EUT	Verdict
824.236	-56.15	4.26	-13.0	43.15	360.00	Horizontal	Vertical	N/A
869.196	-24.47	3.50	-13.0	11.47	242.00	Horizontal	Vertical	N/A
2496.400	-52.92	-0.69	-13.0	39.92	152.00	Horizontal	Vertical	Pass
5650.500	-44.38	9.44	-13.0	31.38	57.00	Horizontal	Vertical	Pass
7974.750	-39.40	15.23	-13.0	26.40	260.00	Horizontal	Vertical	Pass
9463.400	-40.38	13.50	-13.0	27.38	322.00	Horizontal	Vertical	Pass

Band:GSM850 Channel:low range

RSE (RF) \_FCC PART22&24&27\_GSM 850\_814-849\_30MHz-10GHz

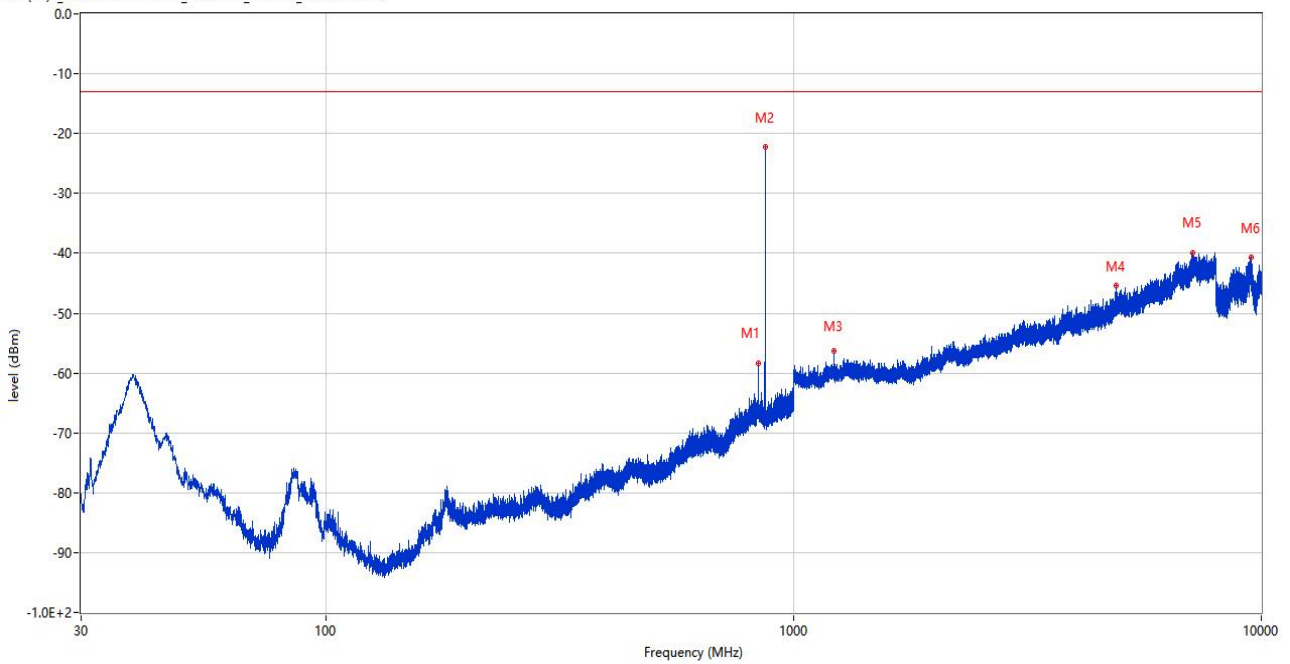


Frequency (MHz)	Result (dBm)	Factor (dB)	Limit (dBm)	Margin (dB)	Table (o)	ANT	EUT	Verdict
839.998	-58.35	4.87	-13.0	45.35	93.00	Vertical	Vertical	Pass
869.196	-21.38	3.50	-13.0	8.38	105.00	Vertical	Vertical	N/A
2146.600	-54.40	-1.96	-13.0	41.40	330.00	Vertical	Vertical	Pass
3873.250	-48.53	7.12	-13.0	35.53	57.00	Vertical	Vertical	Pass
7242.250	-39.64	14.55	-13.0	26.64	122.00	Vertical	Vertical	Pass
9468.401	-40.49	13.39	-13.0	27.49	127.00	Vertical	Vertical	Pass

Band:GSM850 Channel:low

range

RSE (RF) \_FCC PART22&24&27\_GSM 850\_814-849\_30MHz-10GHz

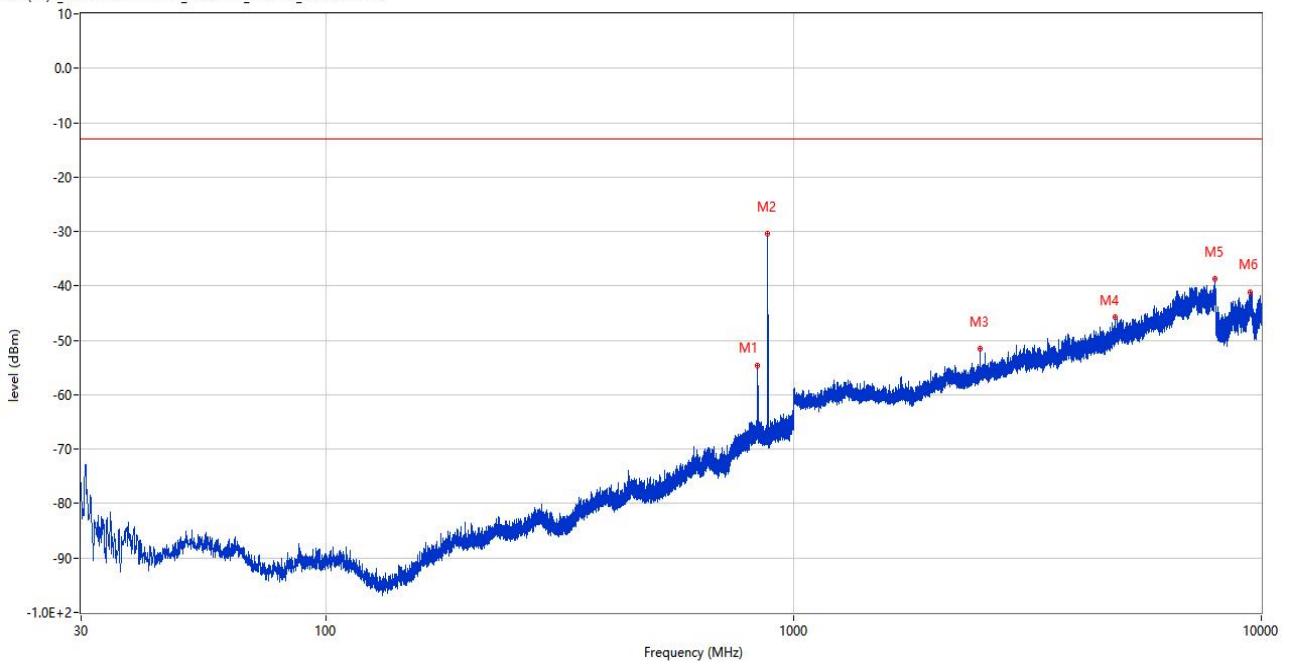


Frequency (MHz)	Result (dBm)	Factor (dB)	Limit (dBm)	Margin (dB)	Table (o)	ANT	EUT	Verdict
839.998	-58.32	4.87	-13.0	45.32	201.00	Vertical	Horizontal	Pass
869.244	-22.29	3.50	-13.0	9.29	120.00	Vertical	Horizontal	N/A
1221.900	-56.33	-5.21	-13.0	43.33	177.00	Vertical	Horizontal	Pass
4890.750	-45.36	8.31	-13.0	32.36	247.00	Vertical	Horizontal	Pass
7127.000	-39.84	13.76	-13.0	26.84	360.00	Vertical	Horizontal	Pass
9503.901	-40.73	12.77	-13.0	27.73	0.00	Vertical	Horizontal	Pass

Band:GSM850 Channel:MID

range

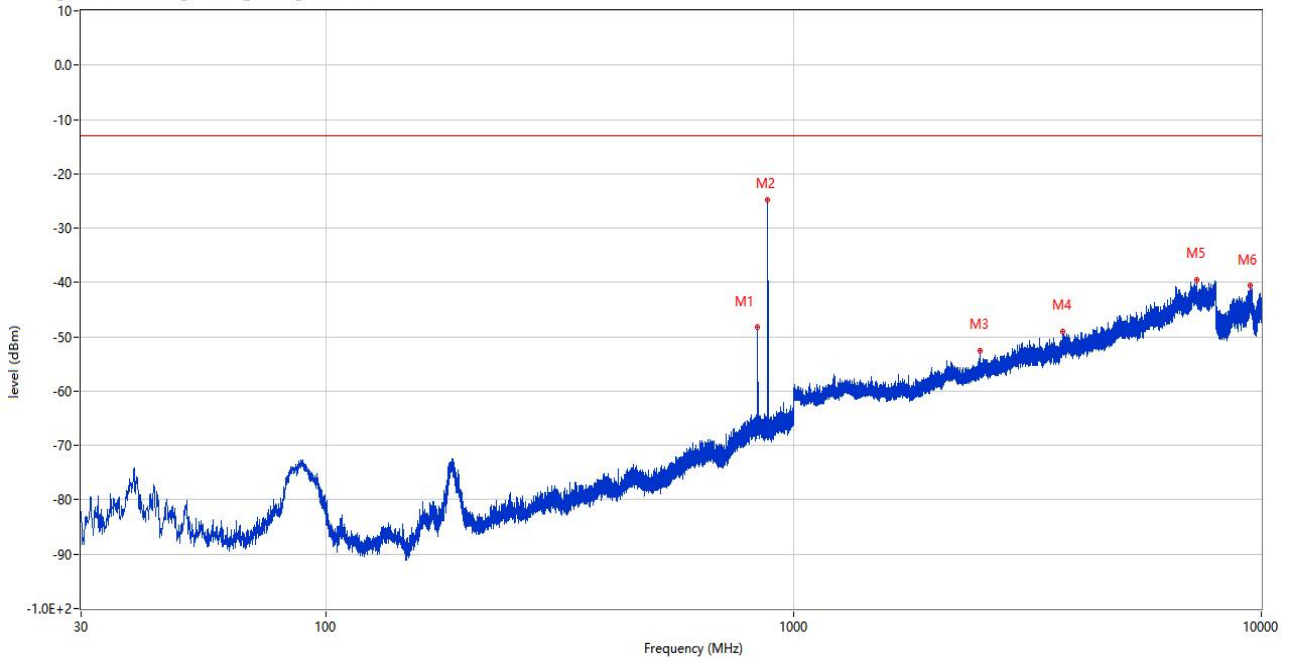
RSE (RF) \_FCC PART22&24&27\_GSM 850\_814-849\_30MHz-10GHz



Frequency (MHz)	Result (dBm)	Factor (dB)	Limit (dBm)	Margin (dB)	Table (o)	ANT	EUT	Verdict
836.652	-54.59	4.74	-13.0	41.59	155.00	Horizontal	Horizontal	N/A
881.563	-30.37	3.51	-13.0	17.37	244.00	Horizontal	Horizontal	N/A
2510.700	-51.57	-0.66	-13.0	38.57	328.00	Horizontal	Horizontal	Pass
4871.500	-45.82	7.80	-13.0	32.82	288.00	Horizontal	Horizontal	Pass
7967.250	-38.75	15.30	-13.0	25.75	35.00	Horizontal	Horizontal	Pass
9461.900	-41.18	13.53	-13.0	28.18	87.00	Horizontal	Horizontal	Pass

Band:GSM850 Channel:MID range

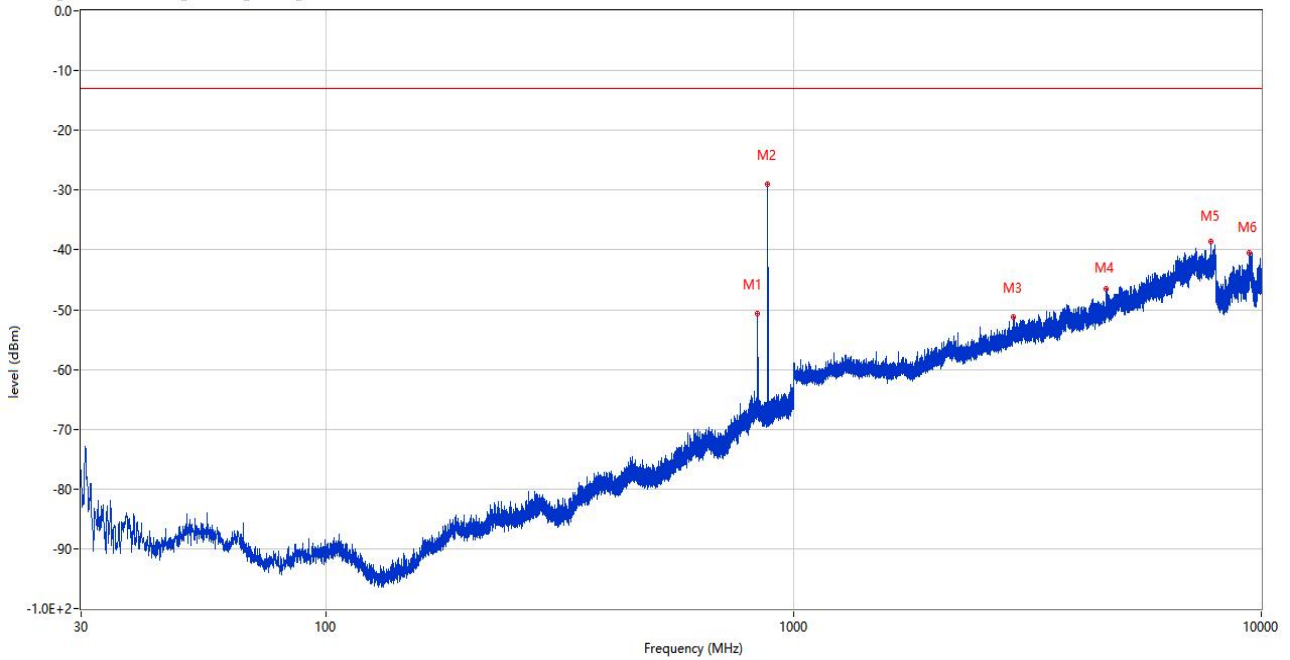
RSE (RF) \_FCC PART22&24&27\_GSM 850\_814-849\_30MHz-10GHz



Frequency (MHz)	Result (dBm)	Factor (dB)	Limit (dBm)	Margin (dB)	Table (o)	ANT	EUT	Verdict
836.604	-48.24	4.74	-13.0	35.24	358.00	Horizontal	Vertical	N/A
881.563	-24.80	3.51	-13.0	11.80	237.00	Horizontal	Vertical	N/A
2510.200	-52.54	-0.75	-13.0	39.54	0.00	Horizontal	Vertical	Pass
3765.000	-48.95	6.98	-13.0	35.95	253.00	Horizontal	Vertical	Pass
7285.750	-39.45	14.27	-13.0	26.45	99.00	Horizontal	Vertical	Pass
9452.100	-40.64	13.74	-13.0	27.64	68.00	Horizontal	Vertical	Pass

Band:GSM850 Channel:MID range

RSE (RF) \_FCC PART22&24&27\_GSM 850\_814-849\_30MHz-10GHz

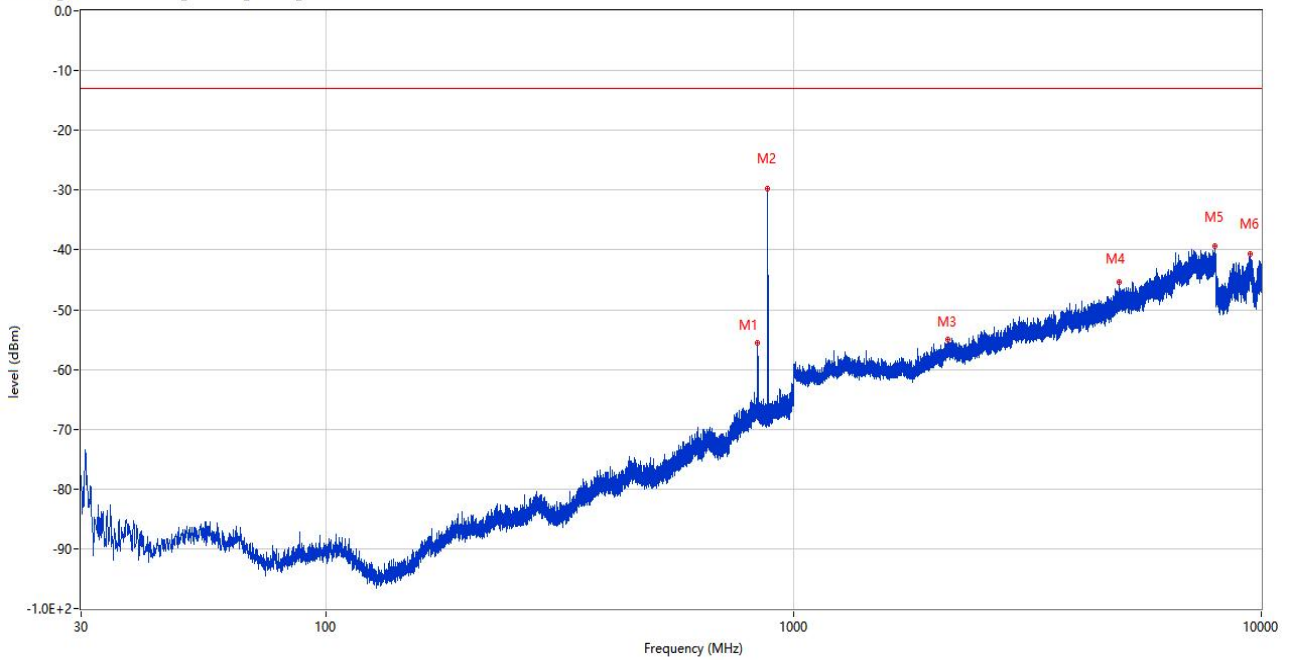


Frequency (MHz)	Result (dBm)	Factor (dB)	Limit (dBm)	Margin (dB)	Table (o)	ANT	EUT	Verdict
836.652	-50.68	4.74	-13.0	37.68	196.00	Vertical	Vertical	N/A
881.563	-29.03	3.51	-13.0	16.03	129.00	Vertical	Vertical	N/A
2958.500	-51.27	2.71	-13.0	38.27	332.00	Vertical	Vertical	Pass
4666.000	-46.61	7.56	-13.0	33.61	34.00	Vertical	Vertical	Pass
7804.500	-38.57	14.86	-13.0	25.57	186.00	Vertical	Vertical	Pass
9440.500	-40.46	13.70	-13.0	27.46	90.00	Vertical	Vertical	Pass



Band:GSM850 Channel:MID range

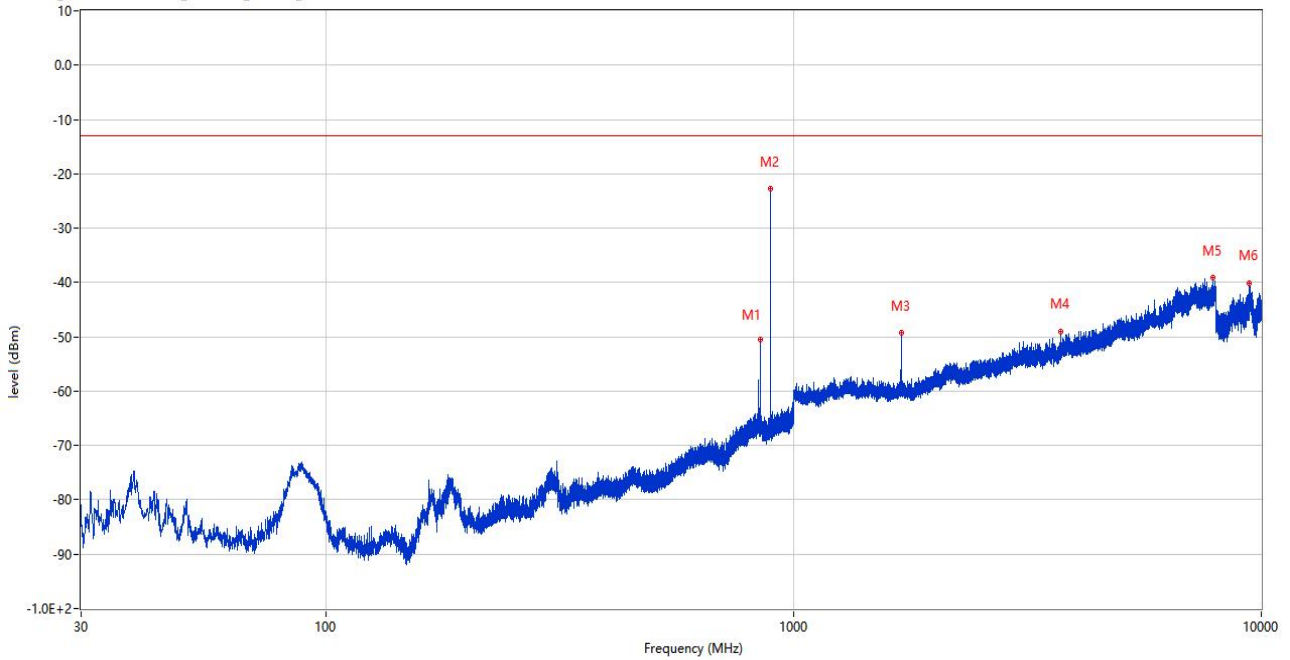
RSE (RF) \_FCC PART22&24&27\_GSM 850\_814-849\_30MHz-10GHz



Frequency (MHz)	Result (dBm)	Factor (dB)	Limit (dBm)	Margin (dB)	Table (o)	ANT	EUT	Verdict
836.604	-55.50	4.74	-13.0	42.50	193.00	Vertical	Horizontal	N/A
881.660	-29.73	3.51	-13.0	16.73	120.00	Vertical	Horizontal	N/A
2136.700	-54.96	-2.14	-13.0	41.96	178.00	Vertical	Horizontal	Pass
4975.500	-45.37	9.33	-13.0	32.37	137.00	Vertical	Horizontal	Pass
7950.500	-39.43	15.09	-13.0	26.43	145.00	Vertical	Horizontal	Pass
9462.799	-40.68	13.51	-13.0	27.68	18.00	Vertical	Horizontal	Pass

Band:GSM850 Channel:High range

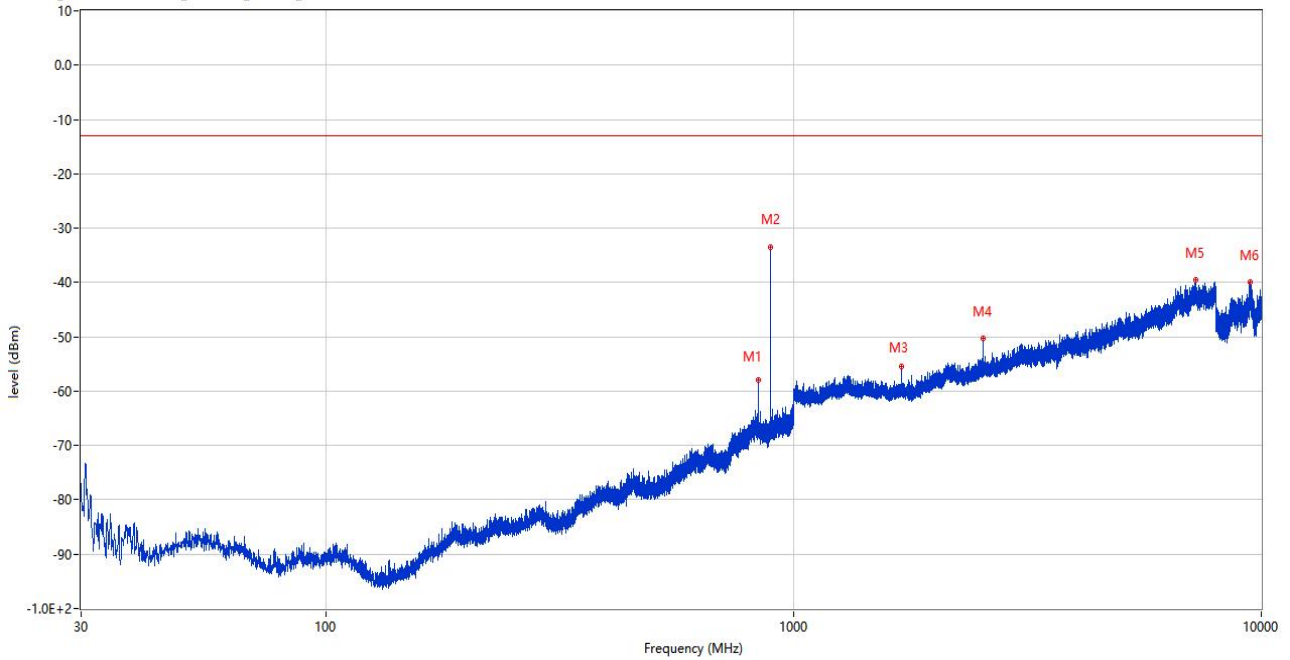
RSE (RF) \_FCC PART22&24&27\_GSM 850\_814-849\_30MHz-10GHz



Frequency (MHz)	Result (dBm)	Factor (dB)	Limit (dBm)	Margin (dB)	Table (o)	ANT	EUT	Verdict
848.825	-50.55	4.54	-13.0	37.55	147.00	Horizontal	Horizontal	N/A
893.833	-22.68	4.01	-13.0	9.68	241.00	Horizontal	Horizontal	N/A
1698.300	-49.31	-4.94	-13.0	36.31	303.00	Horizontal	Horizontal	Pass
3727.750	-49.05	5.36	-13.0	36.05	24.00	Horizontal	Horizontal	Pass
7878.500	-39.18	14.83	-13.0	26.18	165.00	Horizontal	Horizontal	Pass
9429.900	-40.05	13.62	-13.0	27.05	252.00	Horizontal	Horizontal	Pass

Band:GSM850 Channel:High range

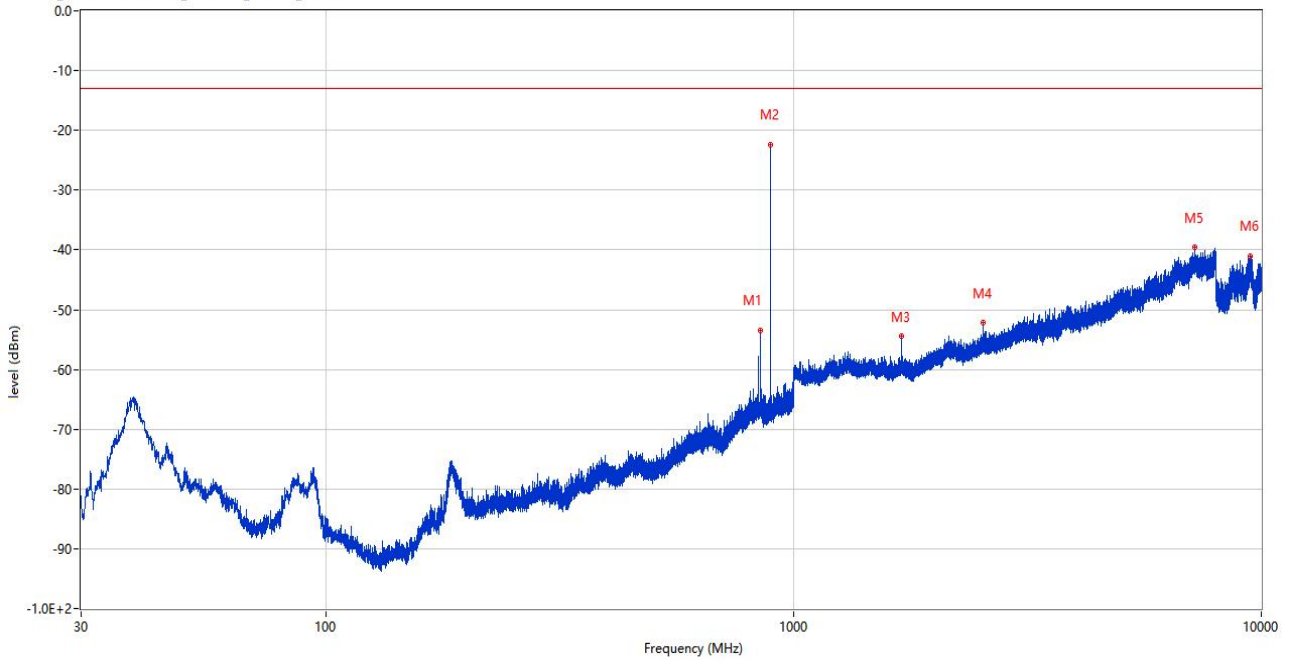
RSE (RF) \_FCC PART22&24&27\_GSM 850\_814-849\_30MHz-10GHz



Frequency (MHz)	Result (dBm)	Factor (dB)	Limit (dBm)	Margin (dB)	Table (o)	ANT	EUT	Verdict
839.998	-58.00	4.87	-13.0	45.00	277.00	Horizontal	Vertical	Pass
893.737	-33.46	4.01	-13.0	20.46	249.00	Horizontal	Vertical	N/A
1698.200	-55.48	-4.95	-13.0	42.48	0.00	Horizontal	Vertical	Pass
2547.500	-50.34	-0.49	-13.0	37.34	0.00	Horizontal	Vertical	Pass
7233.500	-39.54	14.26	-13.0	26.54	164.00	Horizontal	Vertical	Pass
9447.200	-39.95	13.76	-13.0	26.95	235.00	Horizontal	Vertical	Pass

Band:GSM850 Channel:High range

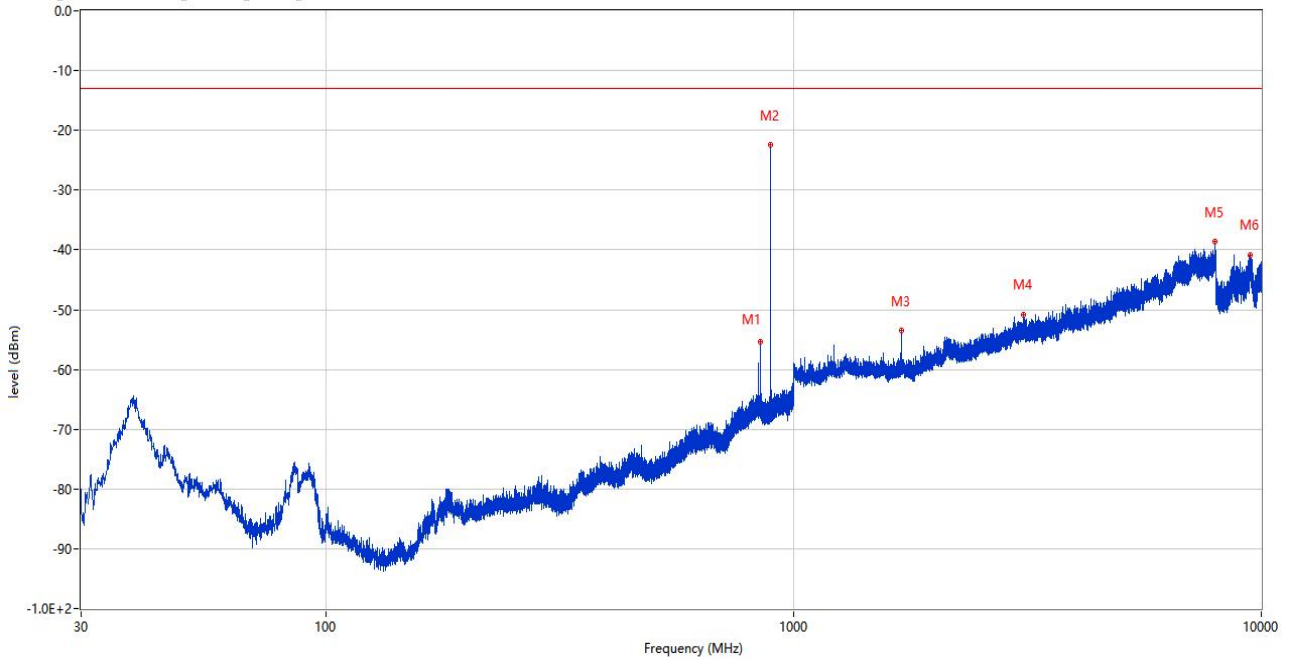
RSE (RF) \_FCC PART22&24&27\_GSM 850\_814-849\_30MHz-10GHz



Frequency (MHz)	Result (dBm)	Factor (dB)	Limit (dBm)	Margin (dB)	Table (o)	ANT	EUT	Verdict
848.874	-53.57	4.53	-13.0	40.57	290.00	Vertical	Vertical	N/A
893.785	-22.42	4.01	-13.0	9.42	120.00	Vertical	Vertical	N/A
1698.900	-54.50	-4.90	-13.0	41.50	113.00	Vertical	Vertical	Pass
2547.000	-52.17	-0.34	-13.0	39.17	229.00	Vertical	Vertical	Pass
7198.250	-39.61	14.30	-13.0	26.61	347.00	Vertical	Vertical	Pass
9465.600	-41.06	13.45	-13.0	28.06	65.00	Vertical	Vertical	Pass

Band:GSM850 Channel:High range

RSE (RF) \_FCC PART22&24&27\_GSM 850\_814-849\_30MHz-10GHz

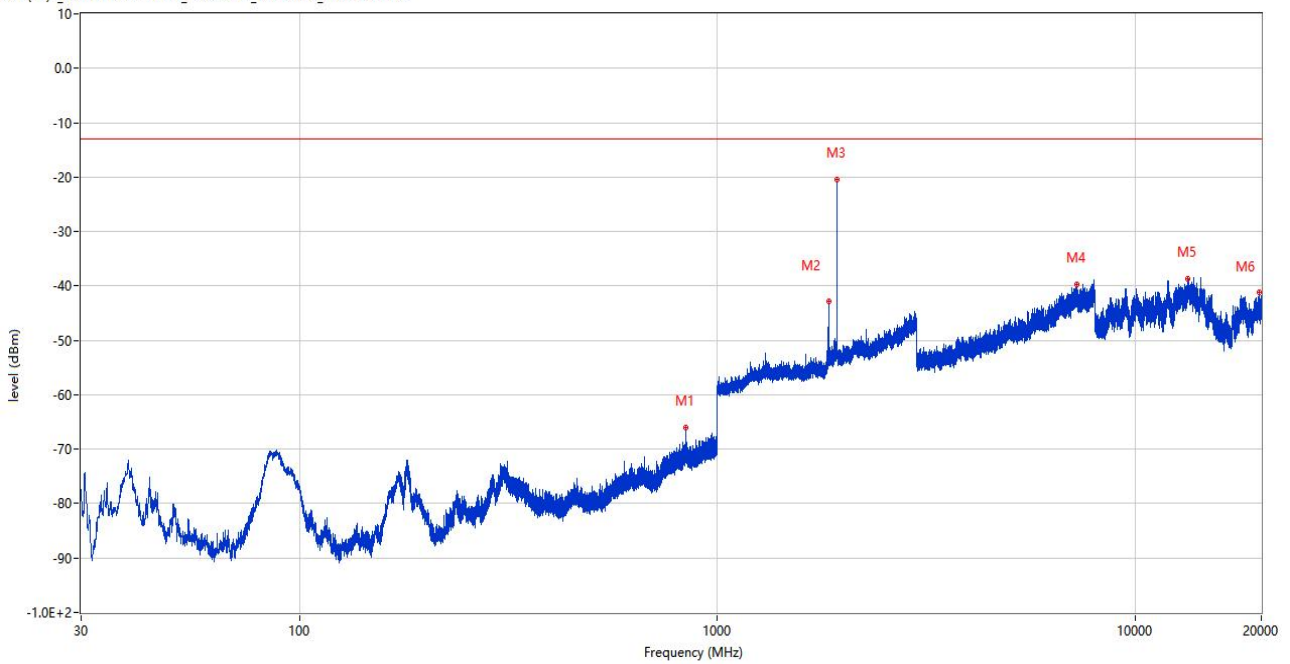


Frequency (MHz)	Result (dBm)	Factor (dB)	Limit (dBm)	Margin (dB)	Table (o)	ANT	EUT	Verdict
848.874	-55.28	4.53	-13.0	42.28	201.00	Vertical	Horizontal	N/A
893.785	-22.46	4.01	-13.0	9.46	108.00	Vertical	Horizontal	N/A
1698.300	-53.54	-4.94	-13.0	40.54	145.00	Vertical	Horizontal	Pass
3098.000	-50.75	4.13	-13.0	37.75	65.00	Vertical	Horizontal	Pass
7969.750	-38.69	15.34	-13.0	25.69	46.00	Vertical	Horizontal	Pass
9461.300	-40.96	13.54	-13.0	27.96	294.00	Vertical	Horizontal	Pass

## 2.2 EGPRS 1900

Band:GSM190 Channel:LOW range

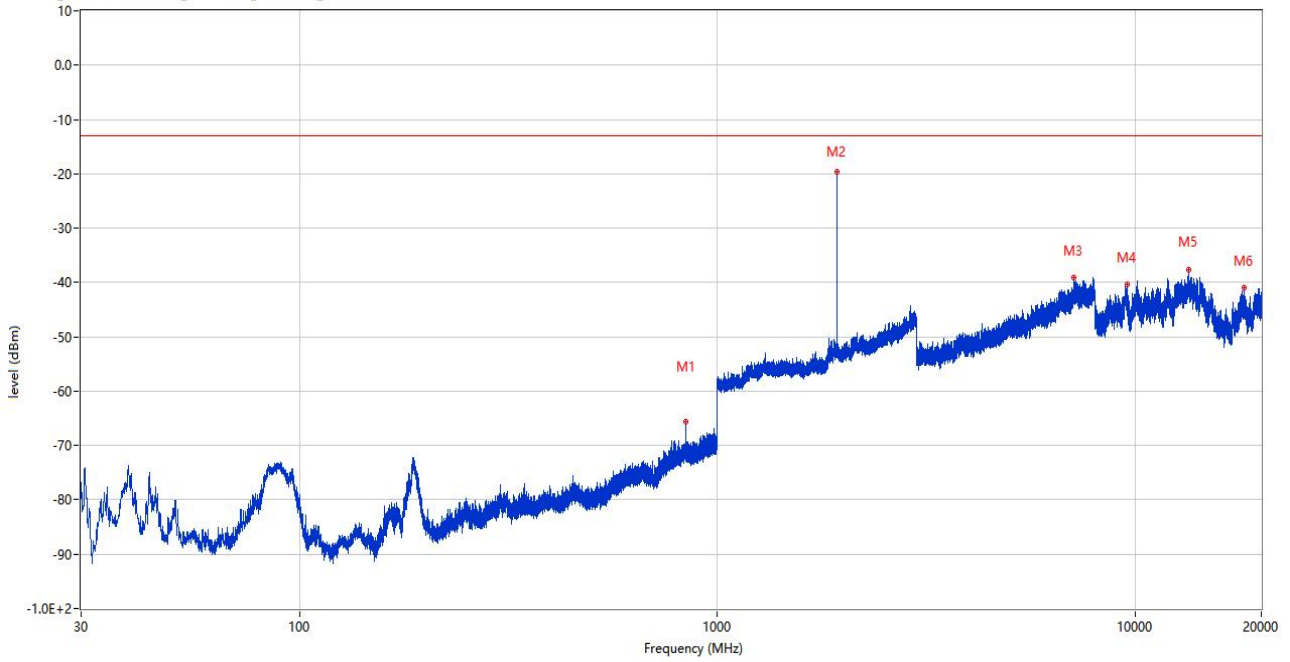
RSE (RF) \_FCC PART22&24&27\_GSM 1900\_1830-1920\_30MHz-20GHz



Frequency (MHz)	Result (dBm)	Factor (dB)	Limit (dBm)	Margin (dB)	Table (o)	ANT	EUT	Verdict
839.998	-66.12	-0.14	-13.0	53.12	0.00	Horizontal	Horizontal	Pass
1850.900	-42.74	1.17	-13.0	29.74	17.00	Horizontal	Horizontal	N/A
1931.000	-20.46	2.03	-13.0	7.46	249.00	Horizontal	Horizontal	N/A
7247.250	-39.76	14.50	-13.0	26.76	228.00	Horizontal	Horizontal	Pass
13340.151	-38.62	16.44	-13.0	25.62	188.00	Horizontal	Horizontal	Pass
19776.698	-41.13	12.67	-13.0	28.13	1.00	Horizontal	Horizontal	Pass

Band:GSM190 Channel:LOW range

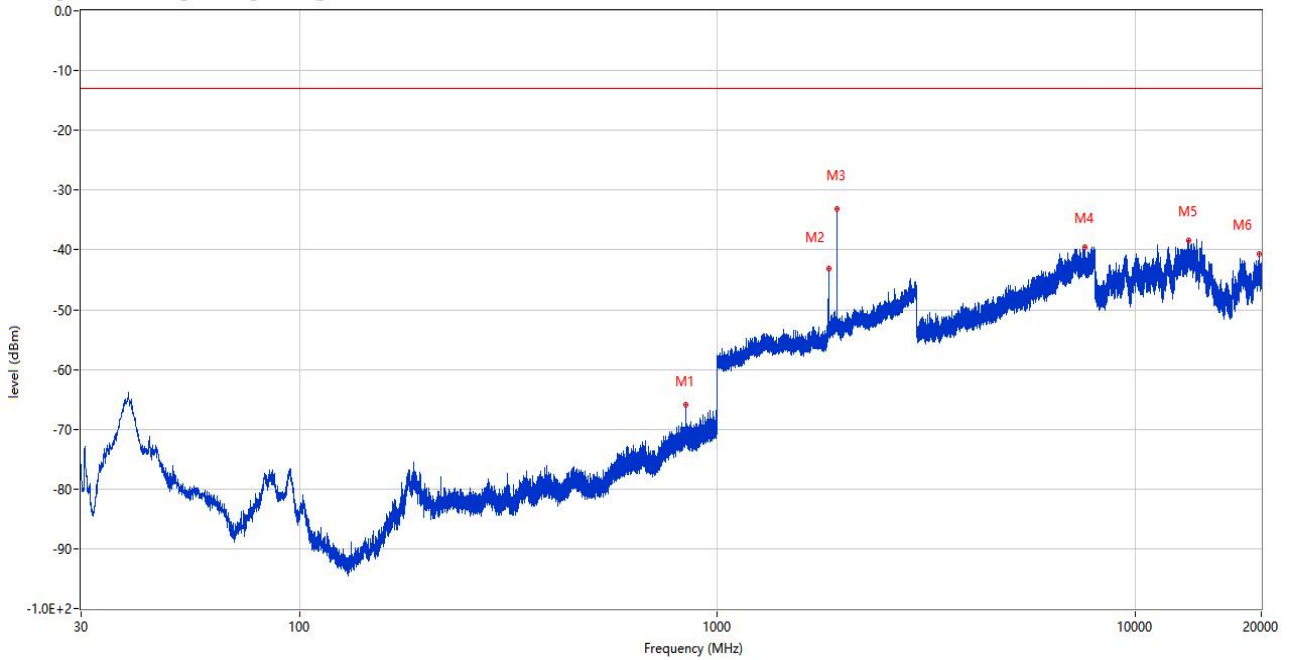
RSE (RF) \_FCC PART22&24&27\_GSM 1900\_1830-1920\_30MHz-20GHz



Frequency (MHz)	Result (dBm)	Factor (dB)	Limit (dBm)	Margin (dB)	Table (o)	ANT	EUT	Verdict
839.998	-65.57	-0.14	-13.0	52.57	3.00	Horizontal	Vertical	Pass
1931.000	-19.58	2.03	-13.0	6.58	246.00	Horizontal	Vertical	N/A
7137.750	-39.13	13.77	-13.0	26.13	41.00	Horizontal	Vertical	Pass
9531.400	-40.40	13.10	-13.0	27.40	296.00	Horizontal	Vertical	Pass
13378.213	-37.71	16.72	-13.0	24.71	202.00	Horizontal	Vertical	Pass
18196.926	-41.00	12.31	-13.0	28.00	360.00	Horizontal	Vertical	Pass

Band:GSM190 Channel:LOW range

RSE (RF) \_FCC PART22&24&27\_GSM 1900\_1830-1920\_30MHz-20GHz

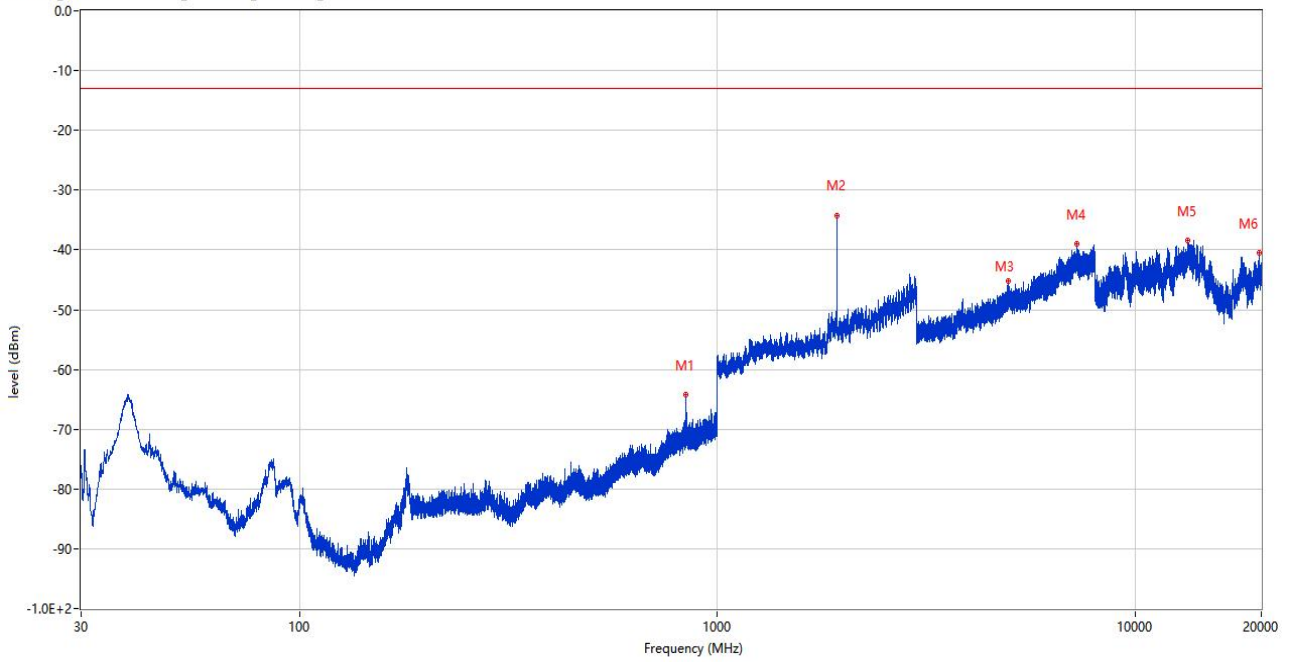


Frequency (MHz)	Result (dBm)	Factor (dB)	Limit (dBm)	Margin (dB)	Table (o)	ANT	EUT	Verdict
839.998	-65.82	-0.14	-13.0	52.82	84.00	Vertical	Vertical	Pass
1851.100	-43.21	1.17	-13.0	30.21	15.00	Vertical	Vertical	N/A
1931.000	-33.22	2.03	-13.0	20.22	162.00	Vertical	Vertical	N/A
7581.000	-39.53	14.33	-13.0	26.53	161.00	Vertical	Vertical	Pass
13374.950	-38.41	16.73	-13.0	25.41	2.00	Vertical	Vertical	Pass
19743.349	-40.69	12.66	-13.0	27.69	0.00	Vertical	Vertical	Pass



Band:GSM190 Channel:LOW range

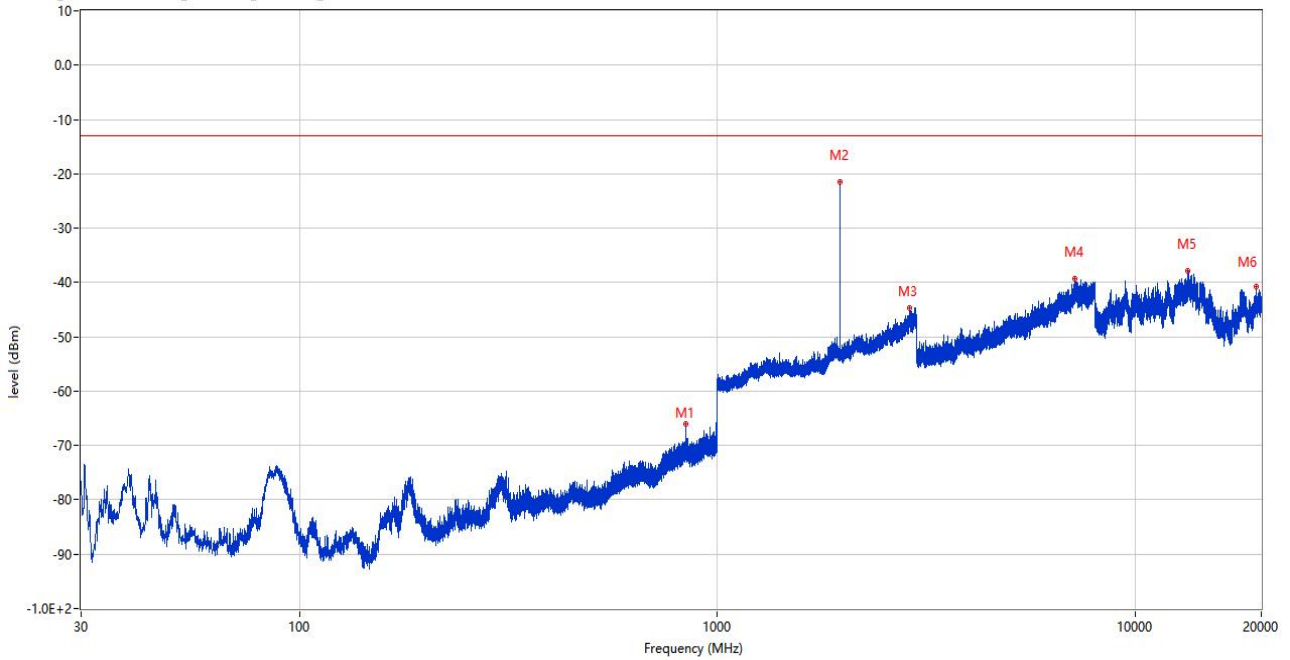
RSE (RF) \_FCC PART22&24&27\_GSM 1900\_1830-1920\_30MHz-20GHz



Frequency (MHz)	Result (dBm)	Factor (dB)	Limit (dBm)	Margin (dB)	Table (o)	ANT	EUT	Verdict
840.047	-64.24	-0.13	-13.0	51.24	20.00	Vertical	Horizontal	Pass
1930.900	-34.32	2.03	-13.0	21.32	125.00	Vertical	Horizontal	N/A
4975.750	-45.24	9.35	-13.0	32.24	322.00	Vertical	Horizontal	Pass
7236.500	-39.00	14.32	-13.0	26.00	331.00	Vertical	Horizontal	Pass
13362.625	-38.49	16.75	-13.0	25.49	273.00	Vertical	Horizontal	Pass
19736.099	-40.53	12.66	-13.0	27.53	360.00	Vertical	Horizontal	Pass

Band:GSM190 Channel:Mid range

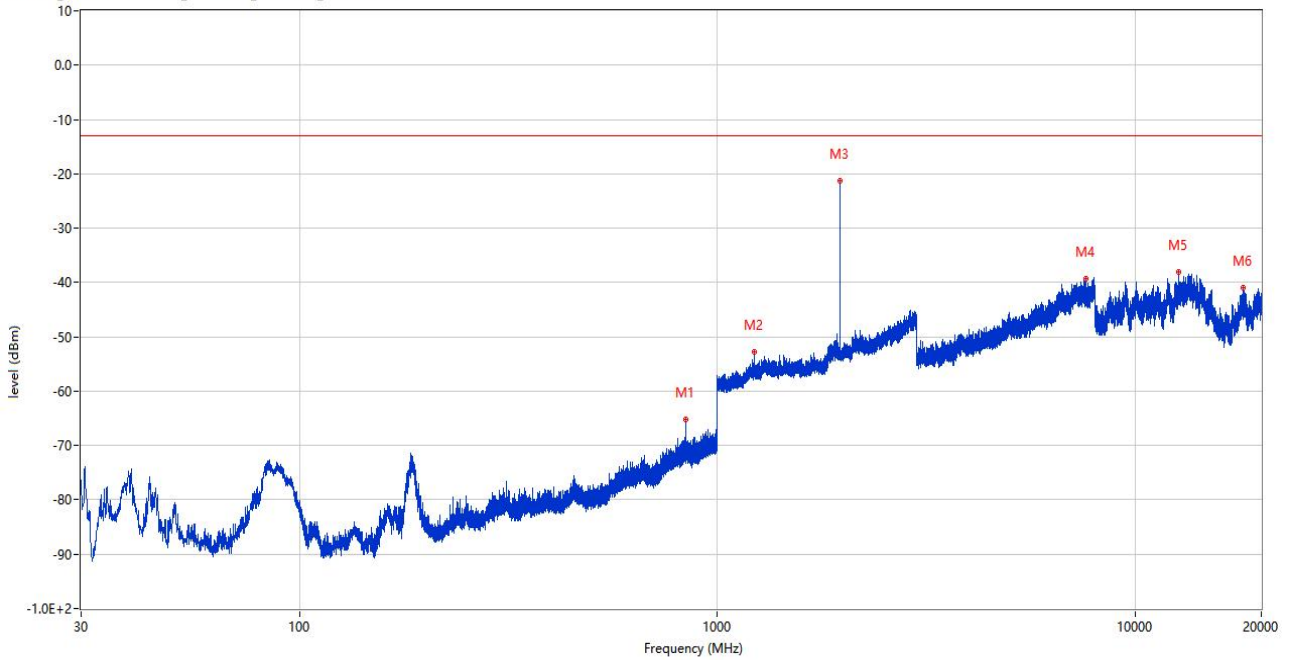
RSE (RF) \_FCC PART22&24&27\_GSM 1900\_1830-1920\_30MHz-20GHz



Frequency (MHz)	Result (dBm)	Factor (dB)	Limit (dBm)	Margin (dB)	Table (o)	ANT	EUT	Verdict
839.998	-66.02	-0.14	-13.0	53.02	202.00	Horizontal	Horizontal	Pass
1960.800	-21.47	1.23	-13.0	8.47	249.00	Horizontal	Horizontal	N/A
2886.400	-44.60	9.71	-13.0	31.60	341.00	Horizontal	Horizontal	Pass
7174.500	-39.30	14.08	-13.0	26.30	0.00	Horizontal	Horizontal	Pass
13339.062	-37.92	16.40	-13.0	24.92	148.00	Horizontal	Horizontal	Pass
19496.849	-40.74	12.61	-13.0	27.74	360.00	Horizontal	Horizontal	Pass

Band:GSM190 Channel:Mid range

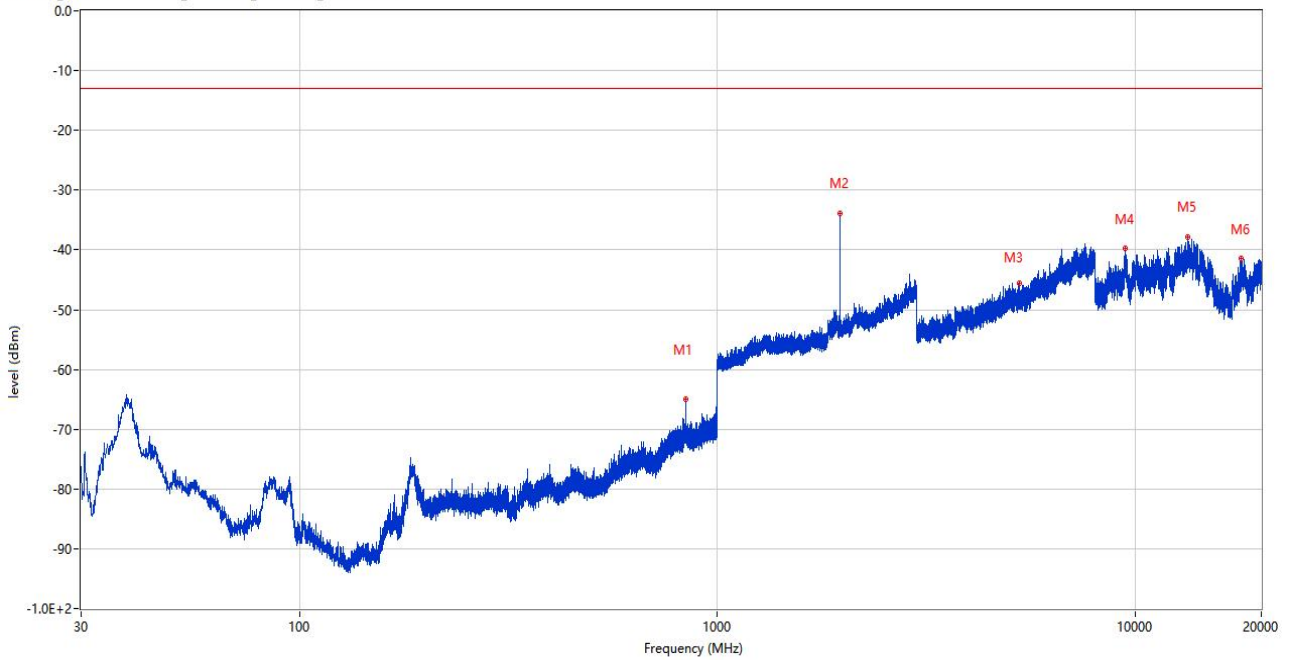
RSE (RF) \_FCC PART22&24&27\_GSM 1900\_1830-1920\_30MHz-20GHz



Frequency (MHz)	Result (dBm)	Factor (dB)	Limit (dBm)	Margin (dB)	Table (o)	ANT	EUT	Verdict
839.998	-65.22	-0.14	-13.0	52.22	210.00	Horizontal	Vertical	Pass
1222.100	-52.75	-1.90	-13.0	39.75	143.00	Horizontal	Vertical	Pass
1960.700	-21.22	1.23	-13.0	8.22	248.00	Horizontal	Vertical	N/A
7593.250	-39.31	13.97	-13.0	26.31	14.00	Horizontal	Vertical	Pass
12697.275	-38.12	14.83	-13.0	25.12	8.00	Horizontal	Vertical	Pass
18065.699	-41.03	12.28	-13.0	28.03	160.00	Horizontal	Vertical	Pass

Band:GSM190 Channel:Mid range

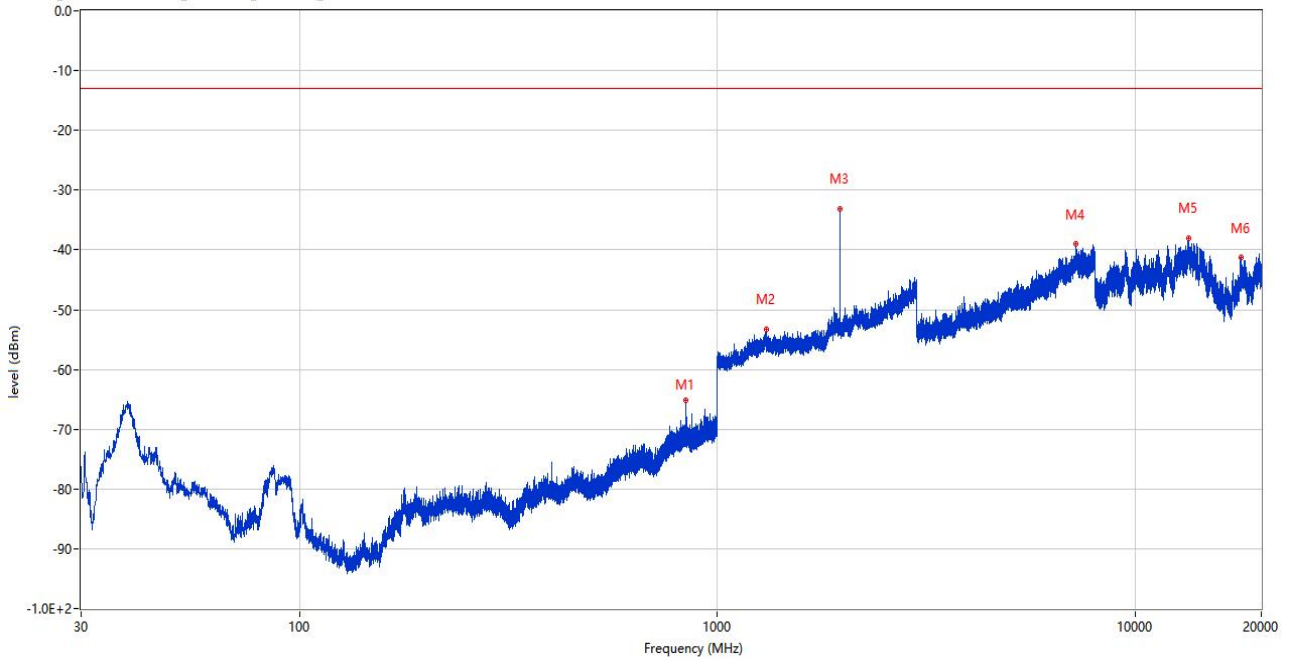
RSE (RF) \_FCC PART22&24&27\_GSM 1900\_1830-1920\_30MHz-20GHz



Frequency (MHz)	Result (dBm)	Factor (dB)	Limit (dBm)	Margin (dB)	Table (o)	ANT	EUT	Verdict
839.998	-65.03	-0.14	-13.0	52.03	67.00	Vertical	Vertical	Pass
1960.800	-33.82	1.23	-13.0	20.82	129.00	Vertical	Vertical	N/A
5271.500	-45.49	8.20	-13.0	32.49	108.00	Vertical	Vertical	Pass
9469.175	-39.76	13.37	-13.0	26.76	360.00	Vertical	Vertical	Pass
13356.100	-37.77	16.76	-13.0	24.77	297.00	Vertical	Vertical	Pass
17938.100	-41.44	13.33	-13.0	28.44	222.00	Vertical	Vertical	Pass

Band:GSM190 Channel:Mid range

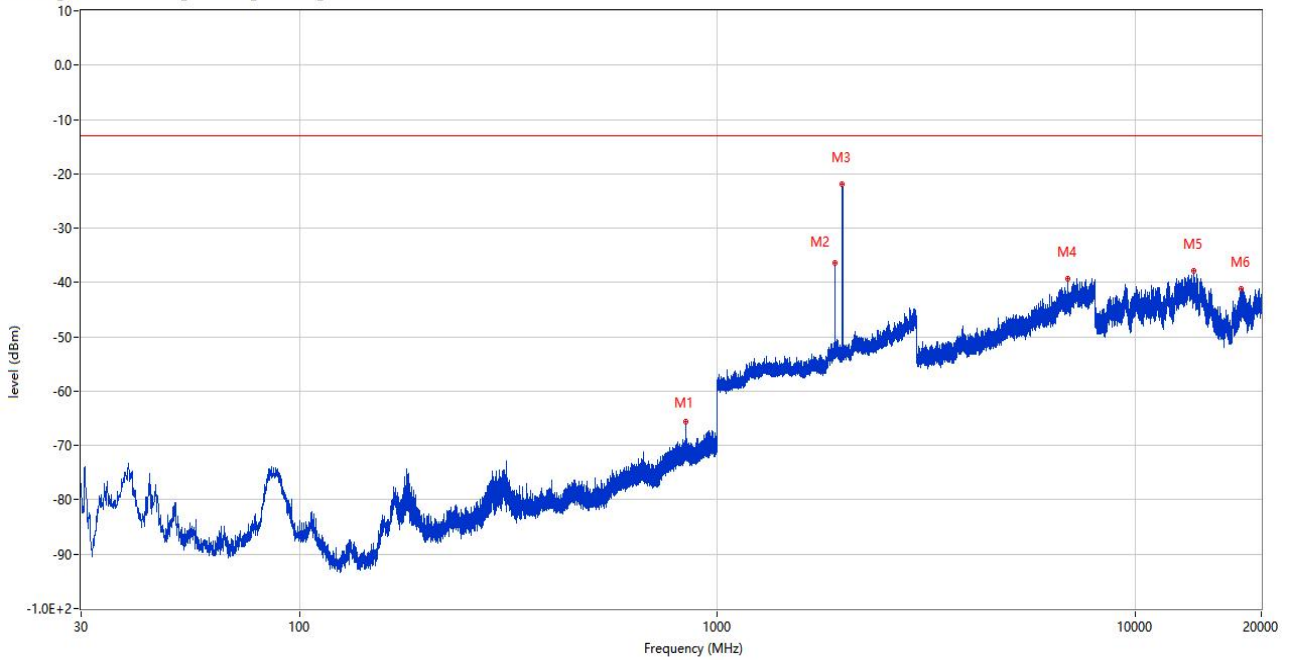
RSE (RF) \_FCC PART22&24&27\_GSM 1900\_1830-1920\_30MHz-20GHz



Frequency (MHz)	Result (dBm)	Factor (dB)	Limit (dBm)	Margin (dB)	Table (o)	ANT	EUT	Verdict
839.998	-65.19	-0.14	-13.0	52.19	179.00	Vertical	Horizontal	Pass
1312.100	-53.23	-1.02	-13.0	40.23	308.00	Vertical	Horizontal	Pass
1960.800	-33.15	1.23	-13.0	20.15	123.00	Vertical	Horizontal	N/A
7196.000	-39.06	14.40	-13.0	26.06	265.00	Vertical	Horizontal	Pass
13400.325	-38.03	16.68	-13.0	25.03	137.00	Vertical	Horizontal	Pass
17943.900	-41.30	13.57	-13.0	28.30	161.00	Vertical	Horizontal	Pass

Band:GSM190 Channel:High range

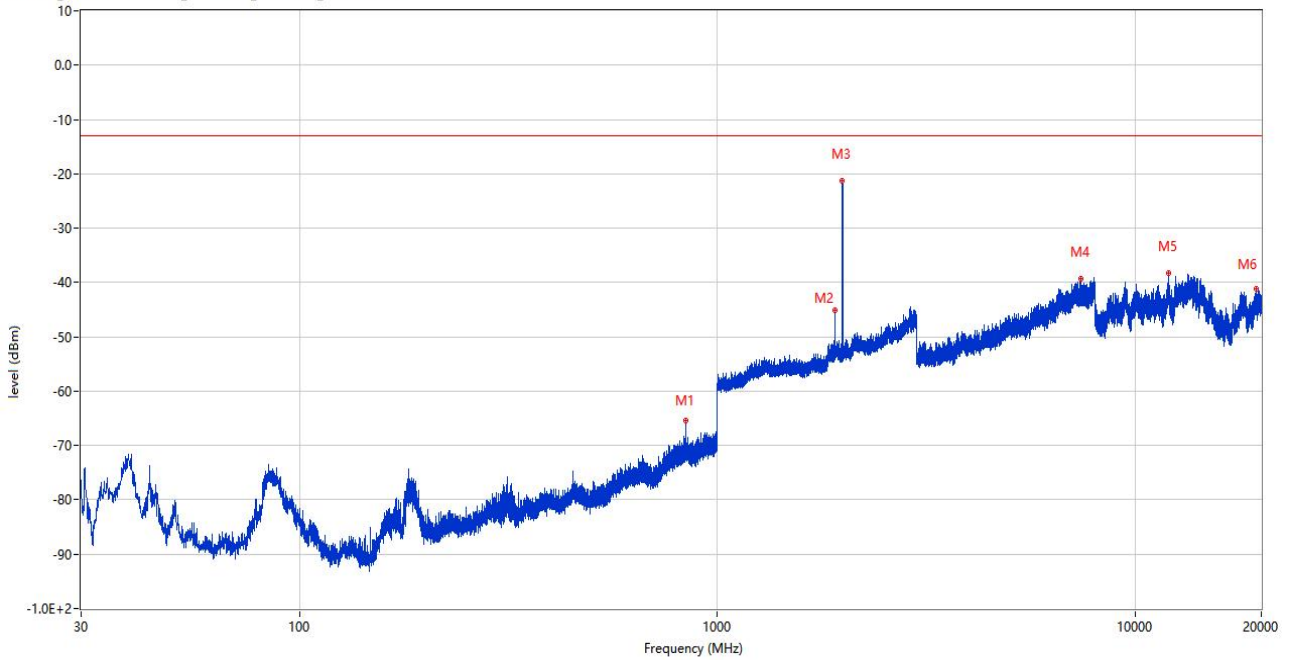
RSE (RF) \_FCC PART22&24&27\_GSM 1900\_1830-1920\_30MHz-20GHz



Frequency (MHz)	Result (dBm)	Factor (dB)	Limit (dBm)	Margin (dB)	Table (o)	ANT	EUT	Verdict
840.047	-65.65	-0.13	-13.0	52.65	205.00	Horizontal	Horizontal	Pass
1910.500	-36.31	1.96	-13.0	23.31	13.00	Horizontal	Horizontal	N/A
1990.600	-21.92	0.91	-13.0	8.92	253.00	Horizontal	Horizontal	N/A
6872.250	-39.38	12.52	-13.0	26.38	75.00	Horizontal	Horizontal	Pass
13799.800	-37.84	17.01	-13.0	24.84	0.00	Horizontal	Horizontal	Pass
17945.713	-41.20	13.65	-13.0	28.20	0.00	Horizontal	Horizontal	Pass

Band:GSM190 Channel:High range

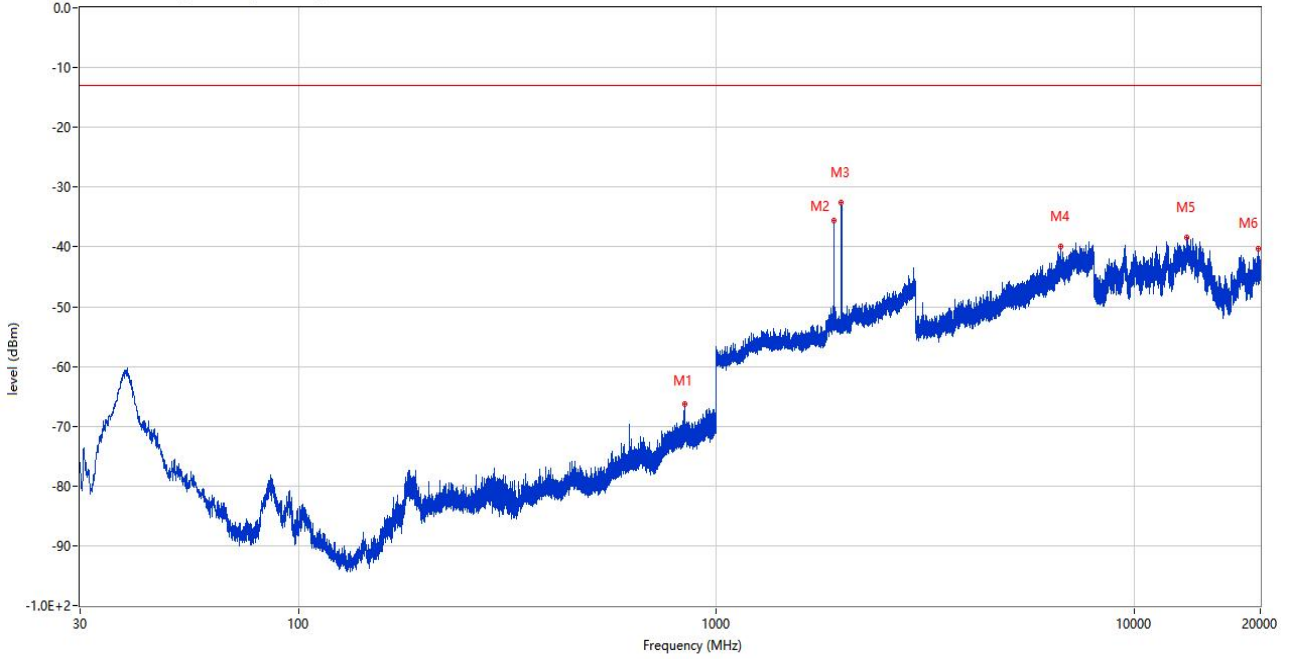
RSE (RF) \_FCC PART22&24&27\_GSM 1900\_1830-1920\_30MHz-20GHz



Frequency (MHz)	Result (dBm)	Factor (dB)	Limit (dBm)	Margin (dB)	Table (o)	ANT	EUT	Verdict
839.998	-65.49	-0.14	-13.0	52.49	28.00	Horizontal	Vertical	Pass
1910.700	-45.11	1.96	-13.0	32.11	333.00	Horizontal	Vertical	N/A
1990.600	-21.23	0.91	-13.0	8.23	244.00	Horizontal	Vertical	N/A
7419.500	-39.23	14.03	-13.0	26.23	360.00	Horizontal	Vertical	Pass
11997.838	-38.31	14.01	-13.0	25.31	103.00	Horizontal	Vertical	Pass
19409.488	-41.17	12.59	-13.0	28.17	360.00	Horizontal	Vertical	Pass

Band:GSM190 Channel:High range

RSE (RF) \_FCC PART22&24&27\_GSM 1900\_1830-1920\_30MHz-20GHz

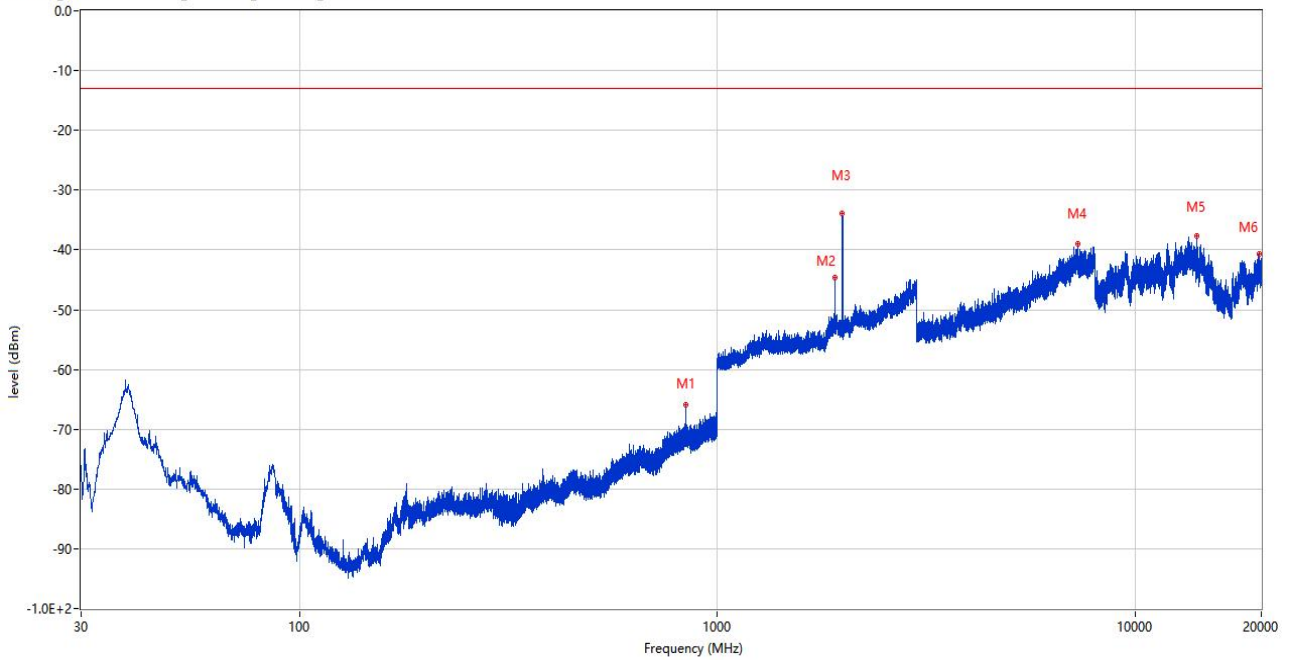


Frequency (MHz)	Result (dBm)	Factor (dB)	Limit (dBm)	Margin (dB)	Table (o)	ANT	EUT	Verdict
839.998	-66.25	-0.14	-13.0	53.25	0.00	Vertical	Vertical	Pass
1910.600	-35.53	1.96	-13.0	22.53	25.00	Vertical	Vertical	N/A
1990.600	-32.55	0.91	-13.0	19.55	121.00	Vertical	Vertical	N/A
6657.500	-39.90	12.75	-13.0	26.90	0.00	Vertical	Vertical	Pass
13343.776	-38.42	16.56	-13.0	25.42	360.00	Vertical	Vertical	Pass
19755.676	-40.25	12.67	-13.0	27.25	0.00	Vertical	Vertical	Pass



Band:GSM190 Channel:High range

RSE (RF) \_FCC PART22&24&27\_GSM 1900\_1830-1920\_30MHz-20GHz



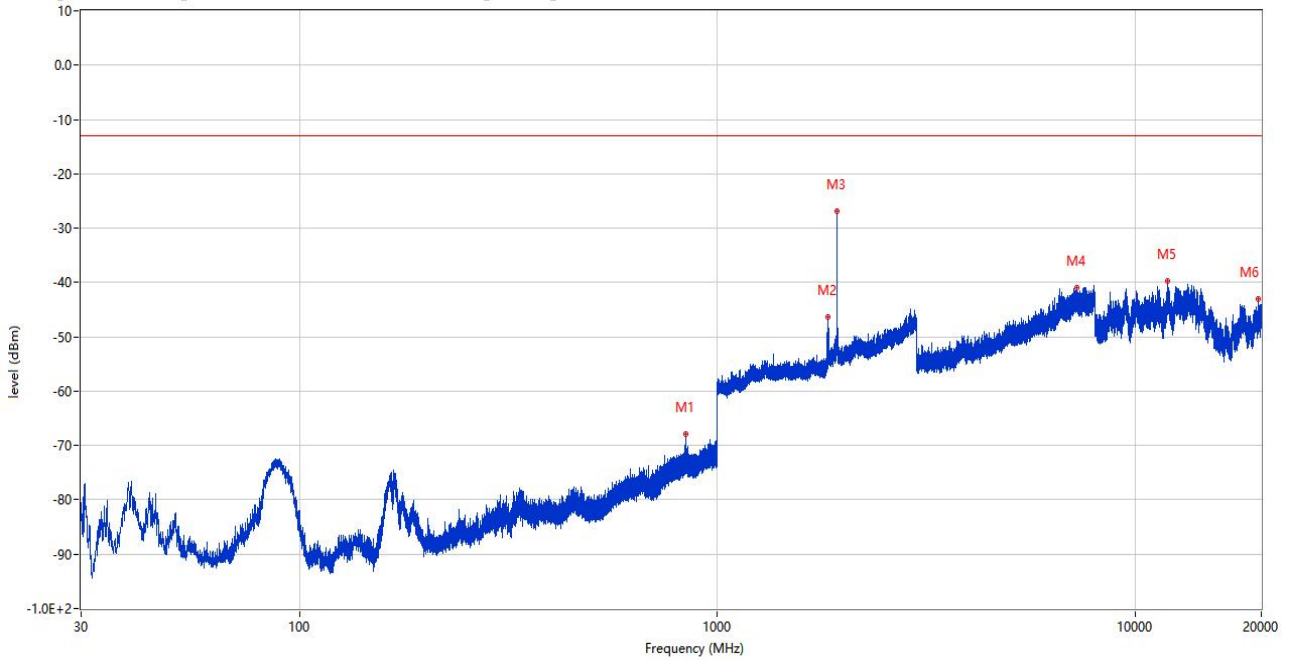
Frequency (MHz)	Result (dBm)	Factor (dB)	Limit (dBm)	Margin (dB)	Table (o)	ANT	EUT	Verdict
839.998	-65.91	-0.14	-13.0	52.91	11.00	Vertical	Horizontal	Pass
1910.400	-44.69	1.96	-13.0	31.69	329.00	Vertical	Horizontal	N/A
1990.600	-33.95	0.91	-13.0	20.95	125.00	Vertical	Horizontal	N/A
7262.000	-38.94	14.64	-13.0	25.94	49.00	Vertical	Horizontal	Pass
14045.938	-37.69	17.36	-13.0	24.69	114.00	Vertical	Horizontal	Pass
19807.875	-40.70	12.68	-13.0	27.70	270.00	Vertical	Horizontal	Pass

### 3. WCDMA

#### 3.1 WCDMA Band 2

Band:WCDMA B2 Channel:LOW range

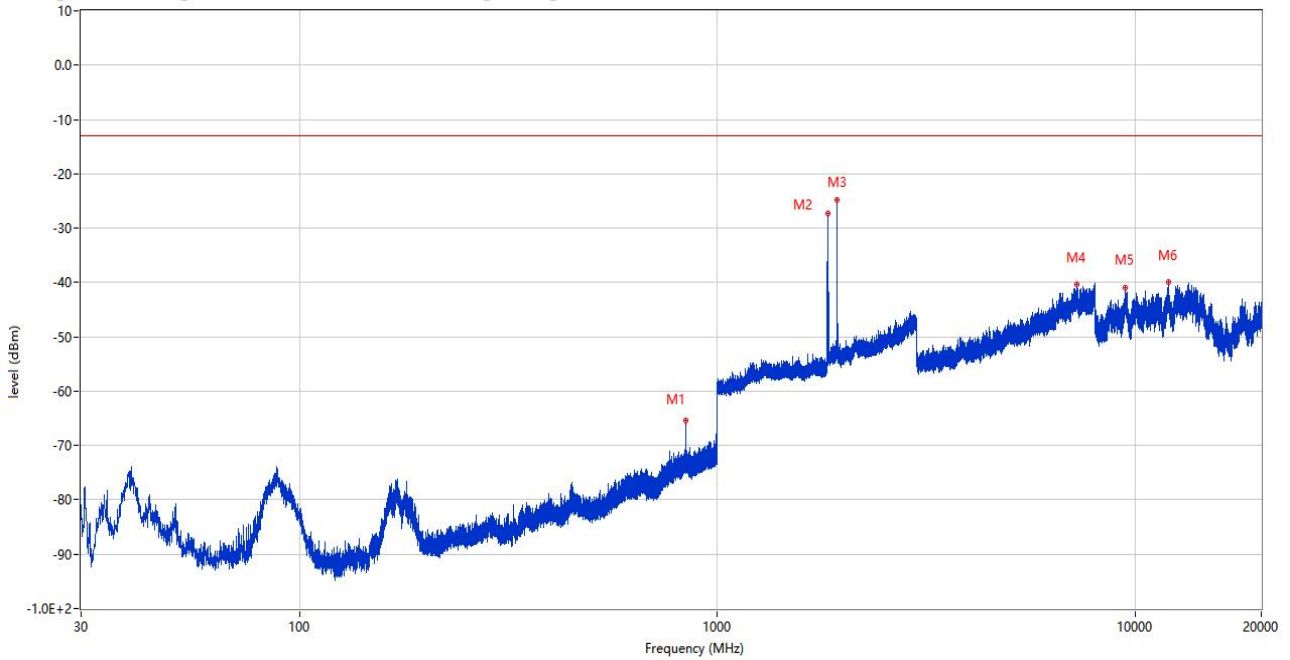
RSE (RF) \_FCC PART22&24&27\_CDMA BC1 & WCDMA Band 2 & LTE Band 2 & 25\_1830-1920\_30MHz-20GHz



Frequency (MHz)	Result (dBm)	Factor (dB)	Limit (dBm)	Margin (dB)	Table (o)	ANT	EUT	Verdict
839.998	-67.93	-0.14	-13.0	54.93	290.00	Horizontal	Horizontal	Pass
1834.000	-46.39	-0.15	-13.0	33.39	361.00	Horizontal	Horizontal	Pass
1932.600	-26.93	1.89	-13.0	13.93	246.00	Horizontal	Horizontal	N/A
7237.000	-40.94	14.35	-13.0	27.94	0.00	Horizontal	Horizontal	Pass
11920.888	-39.65	13.79	-13.0	26.65	273.00	Horizontal	Horizontal	Pass
19710.364	-43.06	12.66	-13.0	30.06	169.00	Horizontal	Horizontal	Pass

Band:WCDMA B2 Channel:LOW range

RSE (RF) \_FCC PART22&24&27\_CDMA BC1 & WCDMA Band 2 & LTE Band 2 & 25 \_1830-1920\_30MHz-20GHz

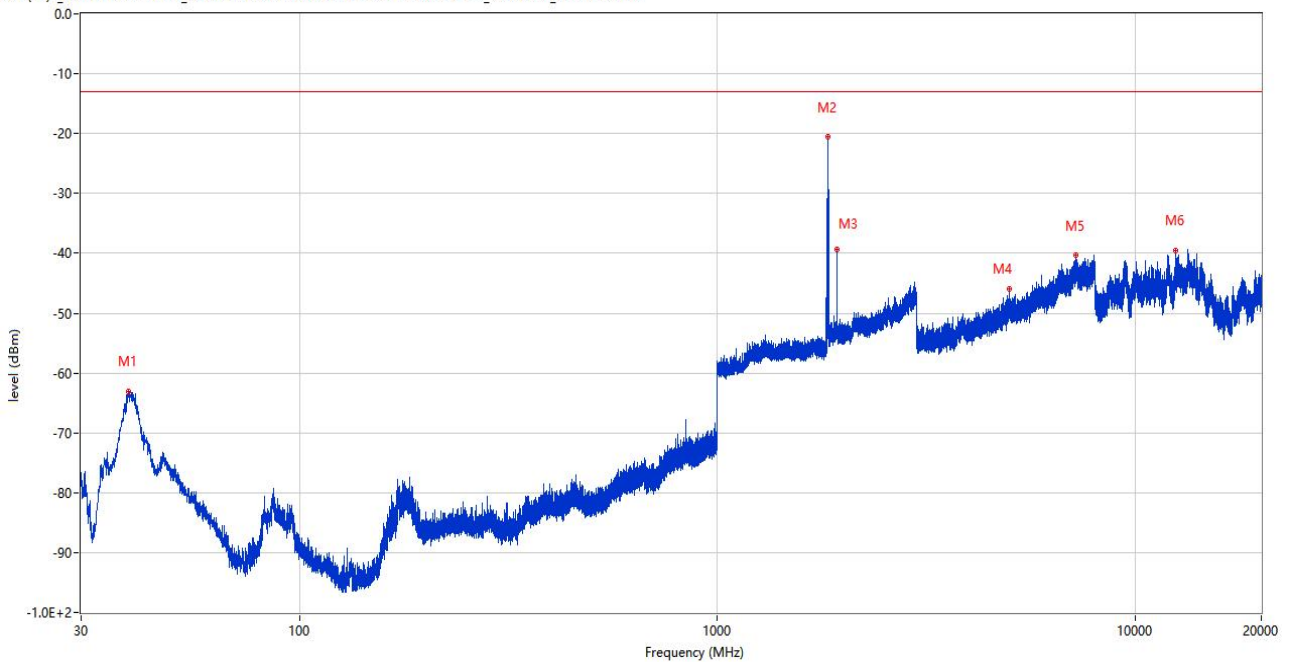


Frequency (MHz)	Result (dBm)	Factor (dB)	Limit (dBm)	Margin (dB)	Table (o)	ANT	EUT	Verdict
839.998	-65.46	-0.14	-13.0	52.46	123.00	Horizontal	Vertical	Pass
1840.300	-27.32	1.07	-13.0	14.32	339.00	Horizontal	Vertical	N/A
1933.900	-24.82	1.74	-13.0	11.82	241.00	Horizontal	Vertical	N/A
7223.500	-40.37	14.07	-13.0	27.37	2.00	Horizontal	Vertical	Pass
9452.787	-40.87	13.72	-13.0	27.87	11.00	Horizontal	Vertical	Pass
11990.475	-40.01	14.02	-13.0	27.01	34.00	Horizontal	Vertical	Pass

Band:WCDMA B2 Channel:LOW

range

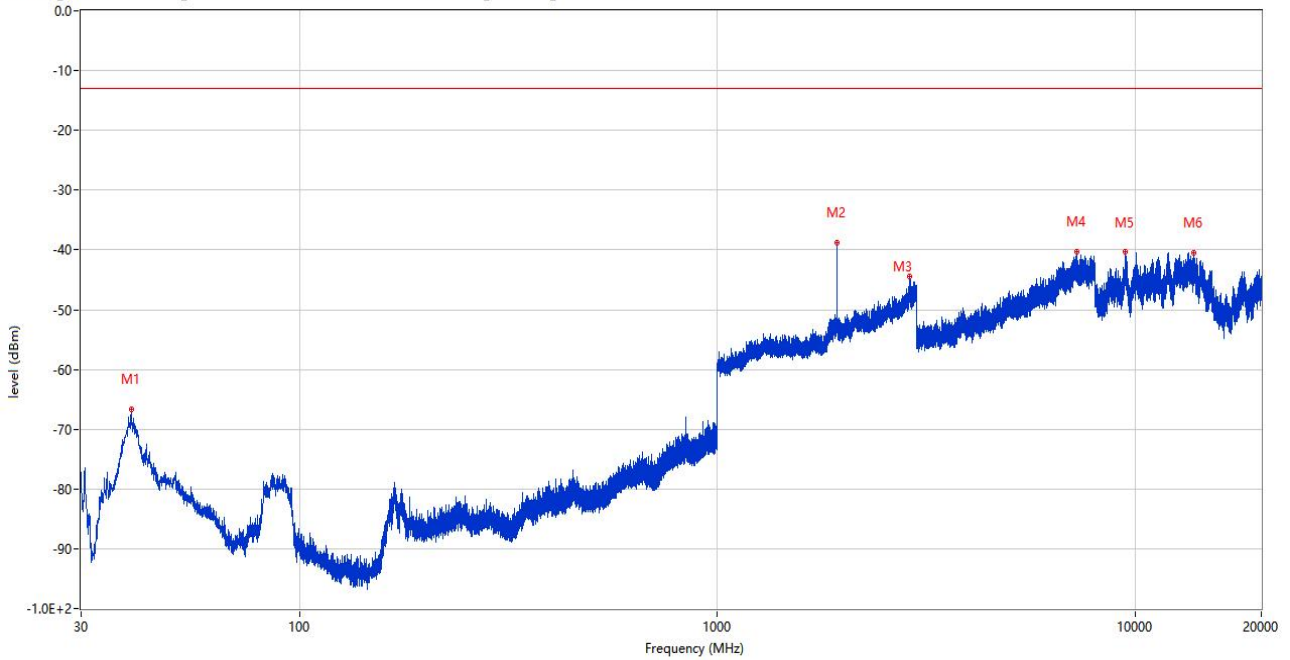
RSE (RF) \_FCC PART22&24&27\_CDMA BC1 & WCDMA Band 2 & LTE Band 2 & 25\_1830-1920\_30MHz-20GHz



Frequency (MHz)	Result (dBm)	Factor (dB)	Limit (dBm)	Margin (dB)	Table (o)	ANT	EUT	Verdict
38.876	-63.02	-19.86	-13.0	50.02	2.00	Vertical	Vertical	Pass
1836.300	-20.58	0.41	-13.0	7.58	19.00	Vertical	Vertical	Pass
1933.700	-39.44	1.77	-13.0	26.44	157.00	Vertical	Vertical	N/A
4996.500	-45.87	9.12	-13.0	32.87	360.00	Vertical	Vertical	Pass
7200.250	-40.39	14.43	-13.0	27.39	213.00	Vertical	Vertical	Pass
12498.725	-39.54	14.60	-13.0	26.54	111.00	Vertical	Vertical	Pass

Band:WCDMA B2 Channel:LOW range

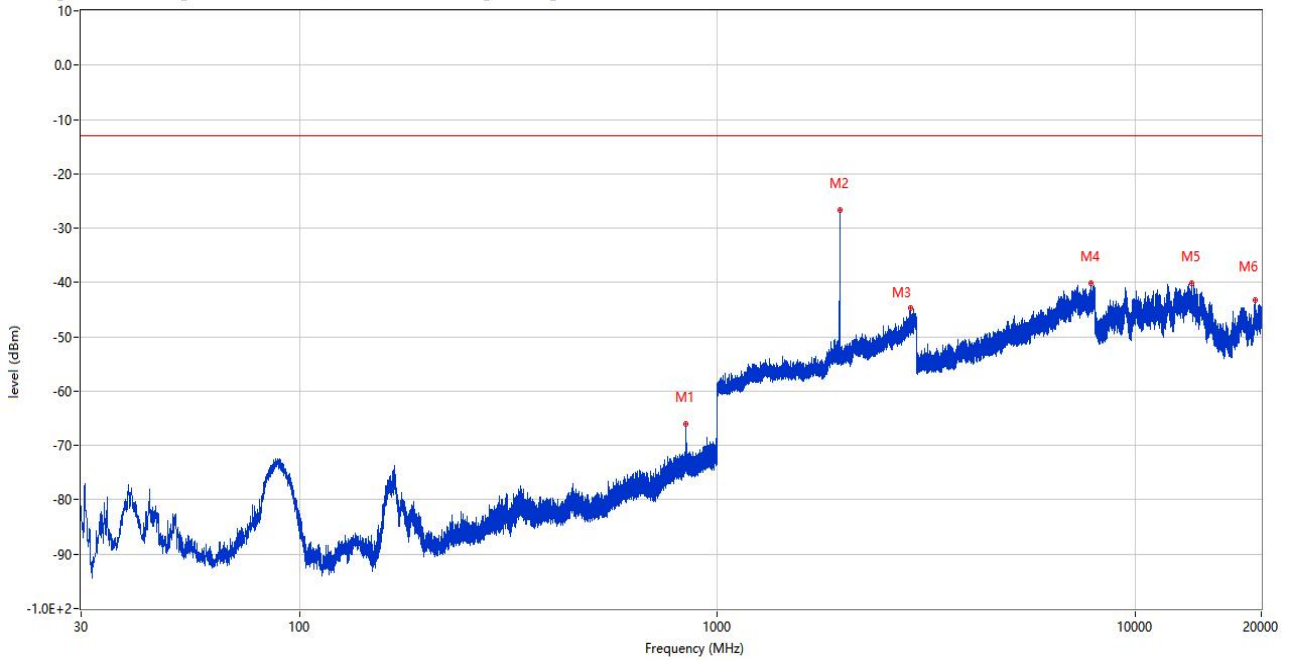
RSE (RF) \_FCC PART22&24&27\_CDMA BC1 & WCDMA Band 2 & LTE Band 2 & 25\_1830-1920\_30MHz-20GHz



Frequency (MHz)	Result (dBm)	Factor (dB)	Limit (dBm)	Margin (dB)	Table (o)	ANT	EUT	Verdict
39.506	-66.76	-19.62	-13.0	53.76	241.00	Vertical	Horizontal	Pass
1932.900	-38.72	1.89	-13.0	25.72	160.00	Vertical	Horizontal	N/A
2885.400	-44.46	9.48	-13.0	31.46	0.00	Vertical	Horizontal	Pass
7254.000	-40.26	14.50	-13.0	27.26	160.00	Vertical	Horizontal	Pass
9463.238	-40.39	13.50	-13.0	27.39	141.00	Vertical	Horizontal	Pass
13799.075	-40.46	16.98	-13.0	27.46	360.00	Vertical	Horizontal	Pass

Band:WCDMA B2 Channel:MID range

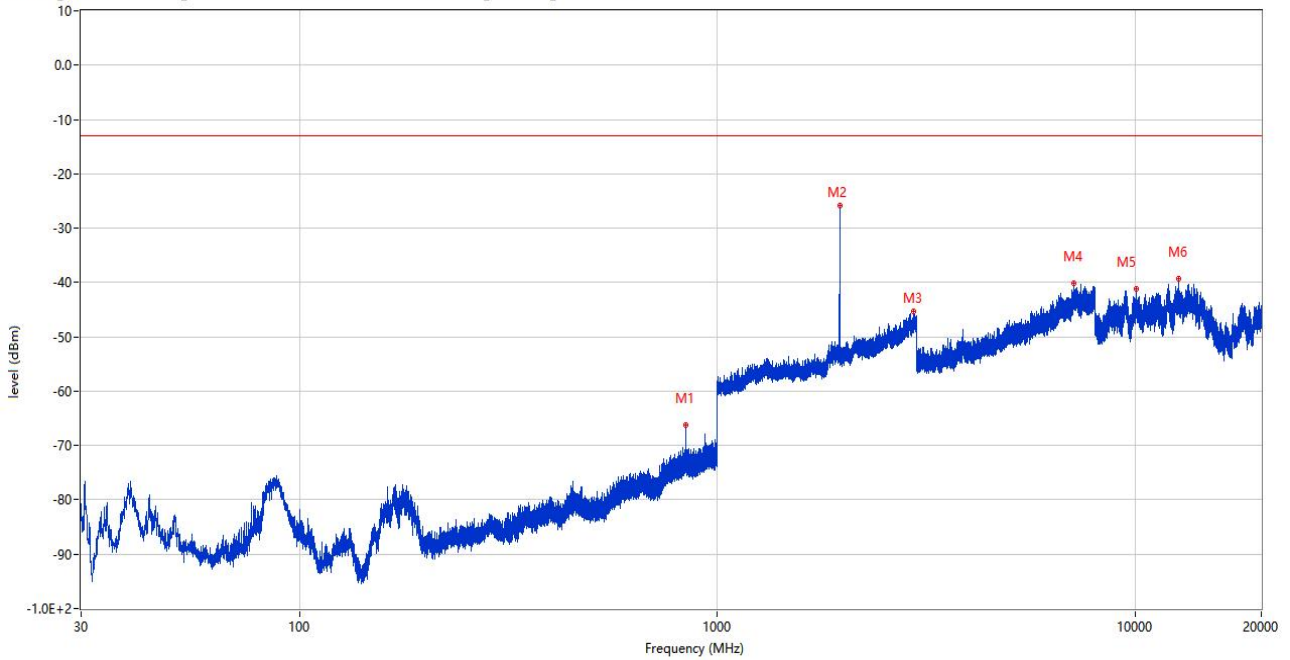
RSE (RF) \_FCC PART22&24&27\_CDMA BC1 & WCDMA Band 2 & LTE Band 2 & 25\_1830-1920\_30MHz-20GHz



Frequency (MHz)	Result (dBm)	Factor (dB)	Limit (dBm)	Margin (dB)	Table (o)	ANT	EUT	Verdict
839.998	-66.04	-0.14	-13.0	53.04	275.00	Horizontal	Horizontal	Pass
1961.900	-26.72	1.52	-13.0	13.72	252.00	Horizontal	Horizontal	N/A
2889.200	-44.65	10.15	-13.0	31.65	360.00	Horizontal	Horizontal	Pass
7825.750	-40.15	15.13	-13.0	27.15	270.00	Horizontal	Horizontal	Pass
13642.112	-40.05	16.42	-13.0	27.05	0.00	Horizontal	Horizontal	Pass
19349.676	-43.26	12.57	-13.0	30.26	0.00	Horizontal	Horizontal	Pass

Band:WCDMA B2 Channel:MID range

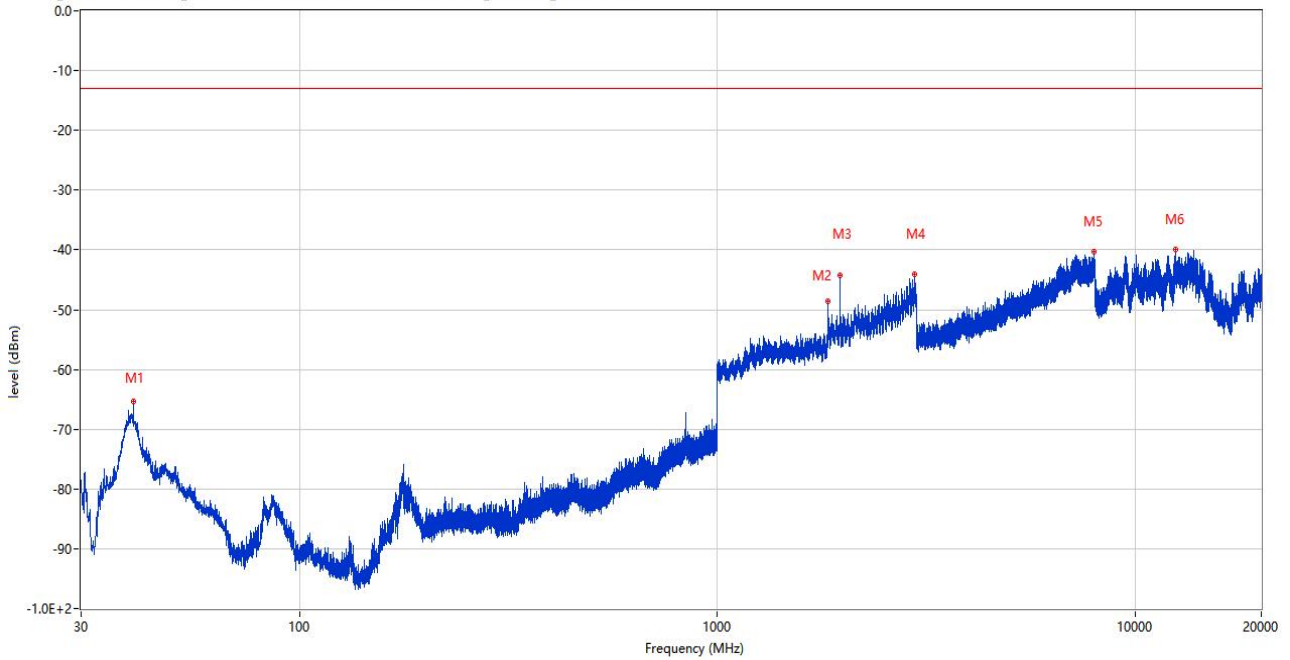
RSE (RF) \_FCC PART22&24&27\_CDMA BC1 & WCDMA Band 2 & LTE Band 2 & 25\_1830-1920\_30MHz-20GHz



Frequency (MHz)	Result (dBm)	Factor (dB)	Limit (dBm)	Margin (dB)	Table (o)	ANT	EUT	Verdict
839.998	-66.30	-0.14	-13.0	53.30	353.00	Horizontal	Vertical	Pass
1961.100	-25.82	1.25	-13.0	12.82	257.00	Horizontal	Vertical	N/A
2944.300	-45.26	8.60	-13.0	32.26	70.00	Horizontal	Vertical	Pass
7125.250	-40.12	13.82	-13.0	27.12	360.00	Horizontal	Vertical	Pass
10058.174	-41.14	13.91	-13.0	28.14	360.00	Horizontal	Vertical	Pass
12695.375	-39.37	14.80	-13.0	26.37	279.00	Horizontal	Vertical	Pass

Band:WCDMA B2 Channel:MID range

RSE (RF) \_FCC PART22&24&27\_CDMA BC1 & WCDMA Band 2 & LTE Band 2 & 25 \_1830-1920\_30MHz-20GHz

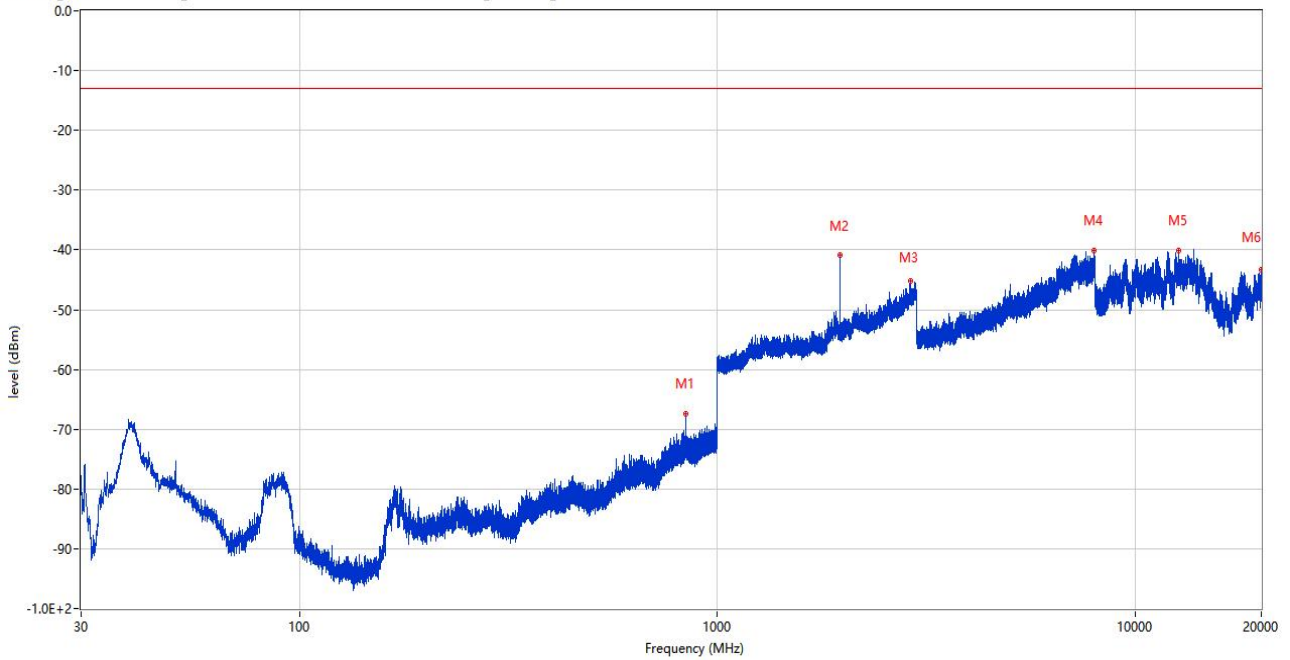


Frequency (MHz)	Result (dBm)	Factor (dB)	Limit (dBm)	Margin (dB)	Table (o)	ANT	EUT	Verdict
39.991	-65.35	-19.48	-13.0	52.35	291.00	Vertical	Vertical	Pass
1836.500	-48.50	0.49	-13.0	35.50	100.00	Vertical	Vertical	Pass
1962.000	-44.17	1.48	-13.0	31.17	91.00	Vertical	Vertical	N/A
2964.400	-44.13	10.11	-13.0	31.13	360.00	Vertical	Vertical	Pass
7954.000	-40.21	14.96	-13.0	27.21	1.00	Vertical	Vertical	Pass
12461.674	-39.92	14.10	-13.0	26.92	153.00	Vertical	Vertical	Pass



Band:WCDMA B2 Channel:MID range

RSE (RF) \_FCC PART22&24&27\_CDMA BC1 & WCDMA Band 2 & LTE Band 2 & 25\_1830-1920\_30MHz-20GHz

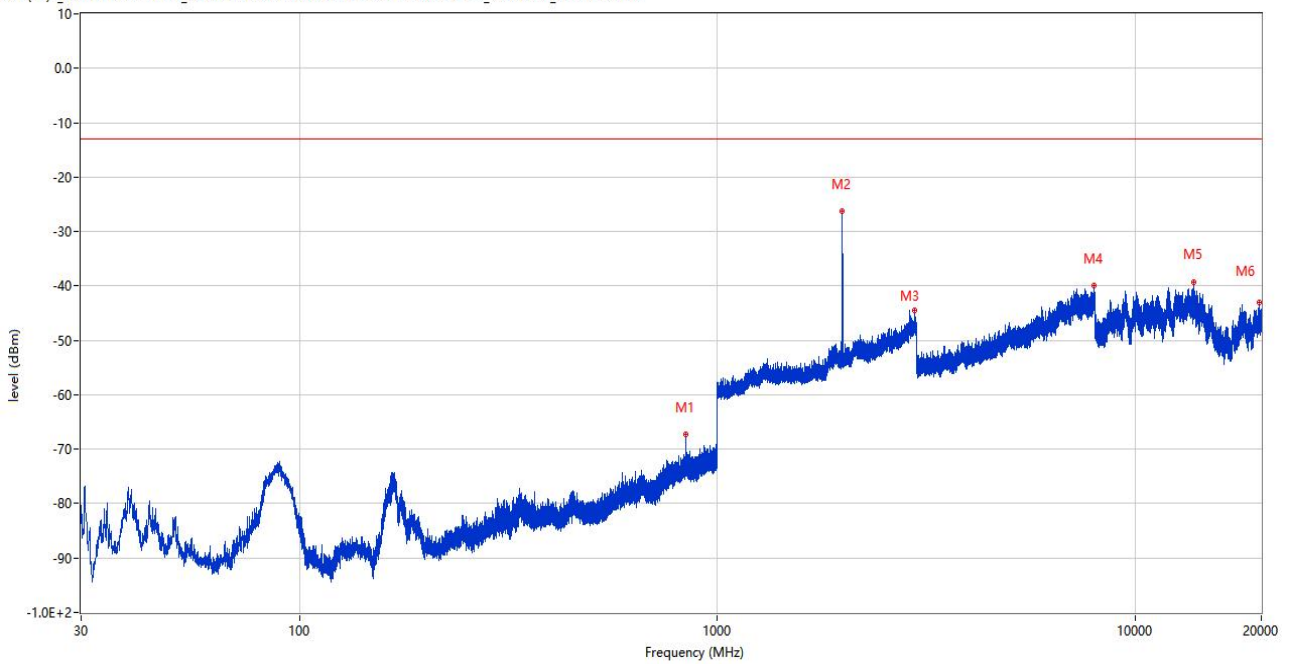


Frequency (MHz)	Result (dBm)	Factor (dB)	Limit (dBm)	Margin (dB)	Table (o)	ANT	EUT	Verdict
839.998	-67.42	-0.14	-13.0	54.42	130.00	Vertical	Horizontal	Pass
1960.500	-40.96	1.23	-13.0	27.96	131.00	Vertical	Horizontal	N/A
2894.400	-45.27	10.04	-13.0	32.27	183.00	Vertical	Horizontal	Pass
7945.750	-40.09	15.18	-13.0	27.09	95.00	Vertical	Horizontal	Pass
12665.450	-40.12	14.35	-13.0	27.12	262.00	Vertical	Horizontal	Pass
19964.113	-43.34	12.71	-13.0	30.34	360.00	Vertical	Horizontal	Pass

Band:WCDMA B2 Channel:HIGH

range

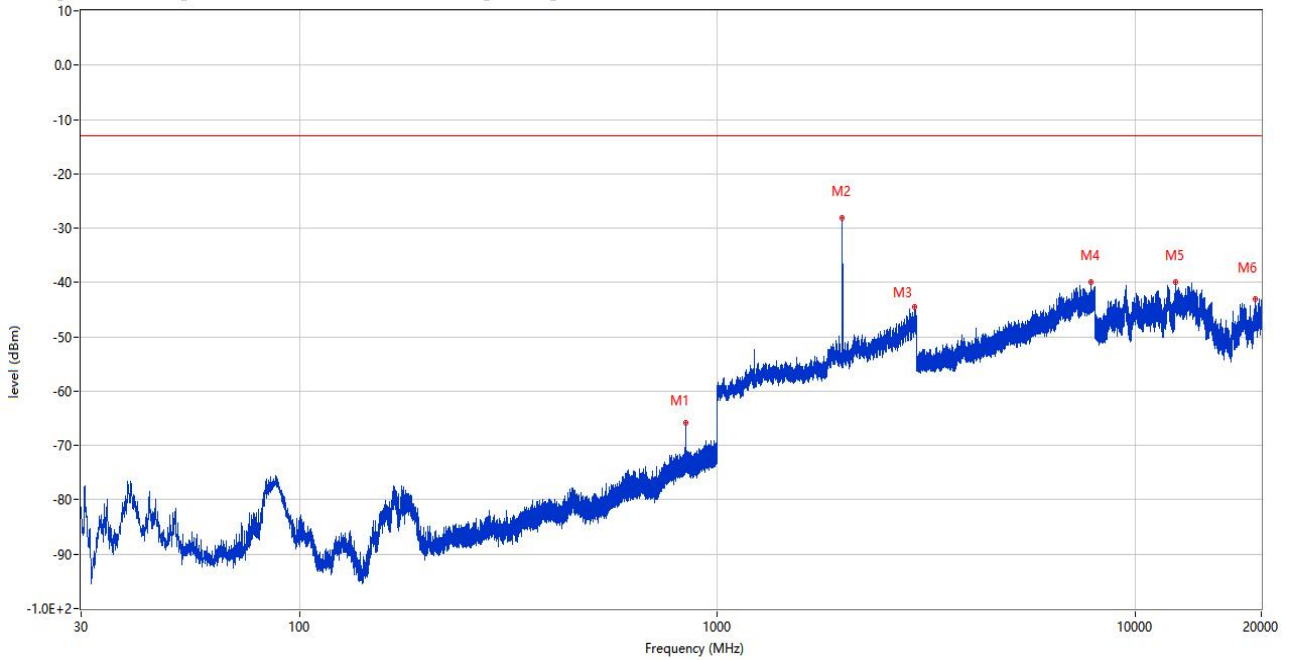
RSE (RF) \_FCC PART22&24&27\_CDMA BC1 & WCDMA Band 2 & LTE Band 2 & 25 \_1830-1920\_30MHz-20GHz



Frequency (MHz)	Result (dBm)	Factor (dB)	Limit (dBm)	Margin (dB)	Table (o)	ANT	EUT	Verdict
840.047	-67.35	-0.13	-13.0	54.35	48.00	Horizontal	Horizontal	Pass
1988.400	-26.30	0.89	-13.0	13.30	249.00	Horizontal	Horizontal	N/A
2962.800	-44.54	10.09	-13.0	31.54	131.00	Horizontal	Horizontal	Pass
7956.000	-39.94	15.13	-13.0	26.94	360.00	Horizontal	Horizontal	Pass
13799.437	-39.20	16.99	-13.0	26.20	13.00	Horizontal	Horizontal	Pass
19737.188	-43.08	12.66	-13.0	30.08	322.00	Horizontal	Horizontal	Pass

Band:WCDMA B2 Channel:HIGH range

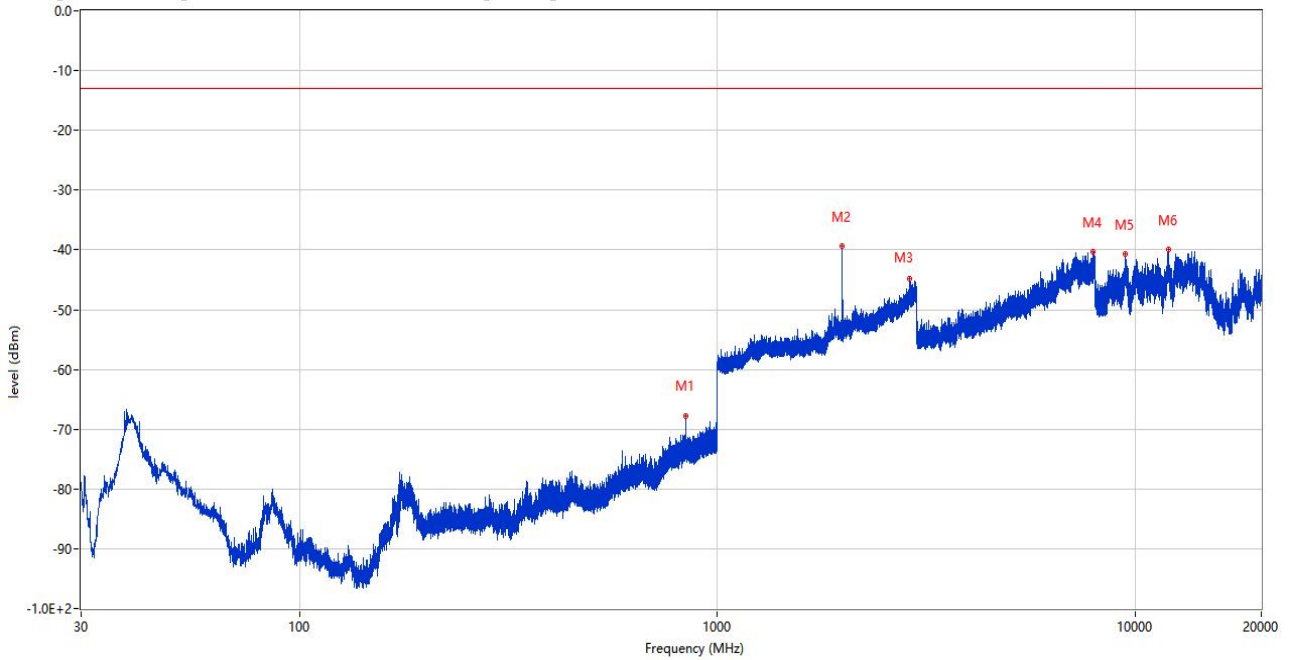
RSE (RF) \_FCC PART22&24&27\_CDMA BC1 & WCDMA Band 2 & LTE Band 2 & 25\_1830-1920\_30MHz-20GHz



Frequency (MHz)	Result (dBm)	Factor (dB)	Limit (dBm)	Margin (dB)	Table (o)	ANT	EUT	Verdict
839.998	-65.76	-0.14	-13.0	52.76	35.00	Horizontal	Vertical	Pass
1986.900	-28.15	0.91	-13.0	15.15	65.00	Horizontal	Vertical	N/A
2963.400	-44.56	10.15	-13.0	31.56	360.00	Horizontal	Vertical	Pass
7811.250	-40.01	15.27	-13.0	27.01	119.00	Horizontal	Vertical	Pass
12495.400	-40.00	14.56	-13.0	27.00	296.00	Horizontal	Vertical	Pass
19359.463	-43.02	12.57	-13.0	30.02	56.00	Horizontal	Vertical	Pass

Band:WCDMA B2 Channel:HIGH range

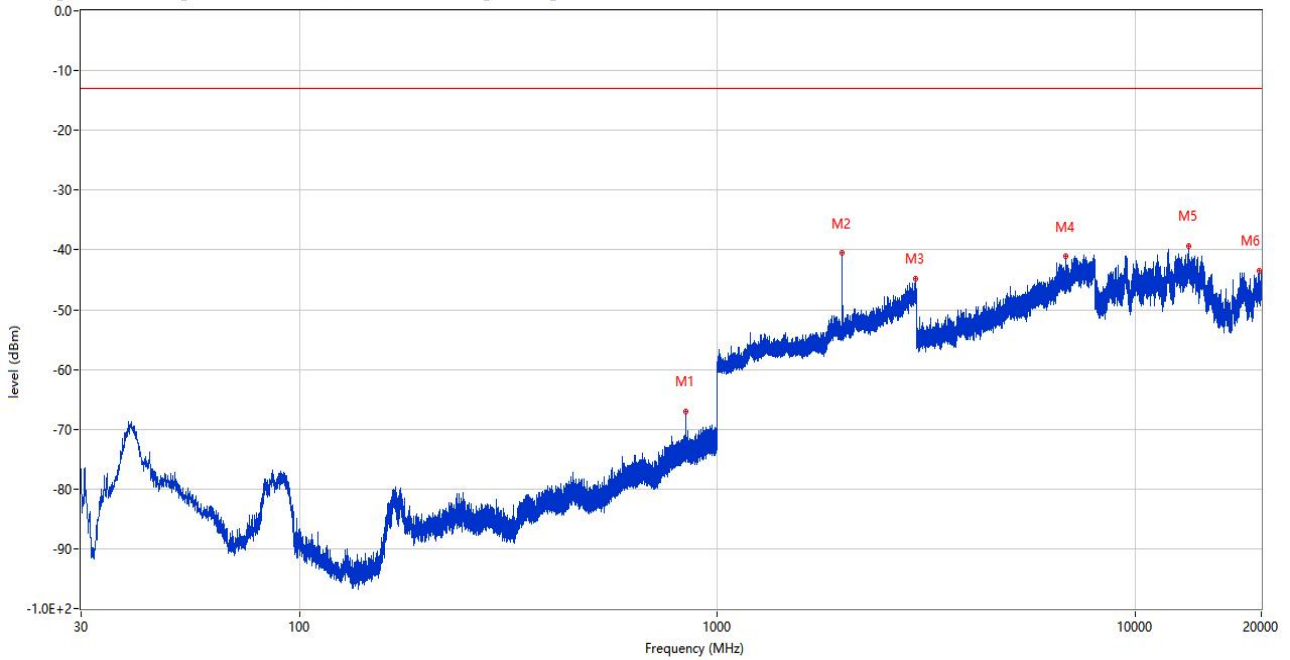
RSE (RF) \_FCC PART22&24&27\_CDMA BC1 & WCDMA Band 2 & LTE Band 2 & 25\_1830-1920\_30MHz-20GHz



Frequency (MHz)	Result (dBm)	Factor (dB)	Limit (dBm)	Margin (dB)	Table (o)	ANT	EUT	Verdict
839.998	-67.77	-0.14	-13.0	54.77	38.00	Vertical	Vertical	Pass
1988.200	-39.39	0.89	-13.0	26.39	101.00	Vertical	Vertical	N/A
2888.000	-44.75	10.03	-13.0	31.75	289.00	Vertical	Vertical	Pass
7931.750	-40.38	14.85	-13.0	27.38	245.00	Vertical	Vertical	Pass
9451.125	-40.77	13.76	-13.0	27.77	254.00	Vertical	Vertical	Pass
12012.800	-39.96	13.75	-13.0	26.96	183.00	Vertical	Vertical	Pass

Band:WCDMA B2 Channel:HIGH range

RSE (RF) \_FCC PART22&24&27\_CDMA BC1 & WCDMA Band 2 & LTE Band 2 & 25\_1830-1920\_30MHz-20GHz

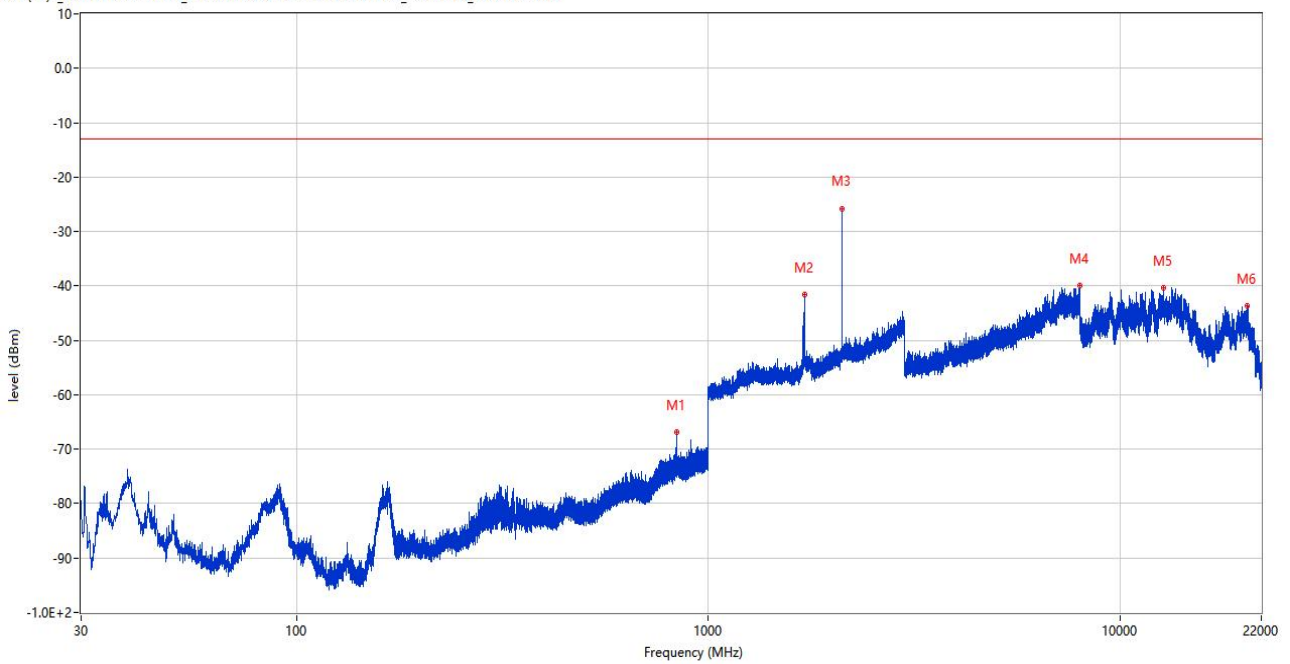


Frequency (MHz)	Result (dBm)	Factor (dB)	Limit (dBm)	Margin (dB)	Table (o)	ANT	EUT	Verdict
839.998	-67.03	-0.14	-13.0	54.03	361.00	Vertical	Horizontal	Pass
1987.500	-40.55	0.97	-13.0	27.55	127.00	Vertical	Horizontal	N/A
2976.200	-44.88	9.34	-13.0	31.88	201.00	Vertical	Horizontal	Pass
6823.000	-41.09	12.03	-13.0	28.09	173.00	Vertical	Horizontal	Pass
13389.088	-39.37	16.70	-13.0	26.37	0.00	Vertical	Horizontal	Pass
19730.301	-43.59	12.66	-13.0	30.59	0.00	Vertical	Horizontal	Pass

### 3.2 WCDMA Band 4

Band:WCDMA B4 Channel:LOW range

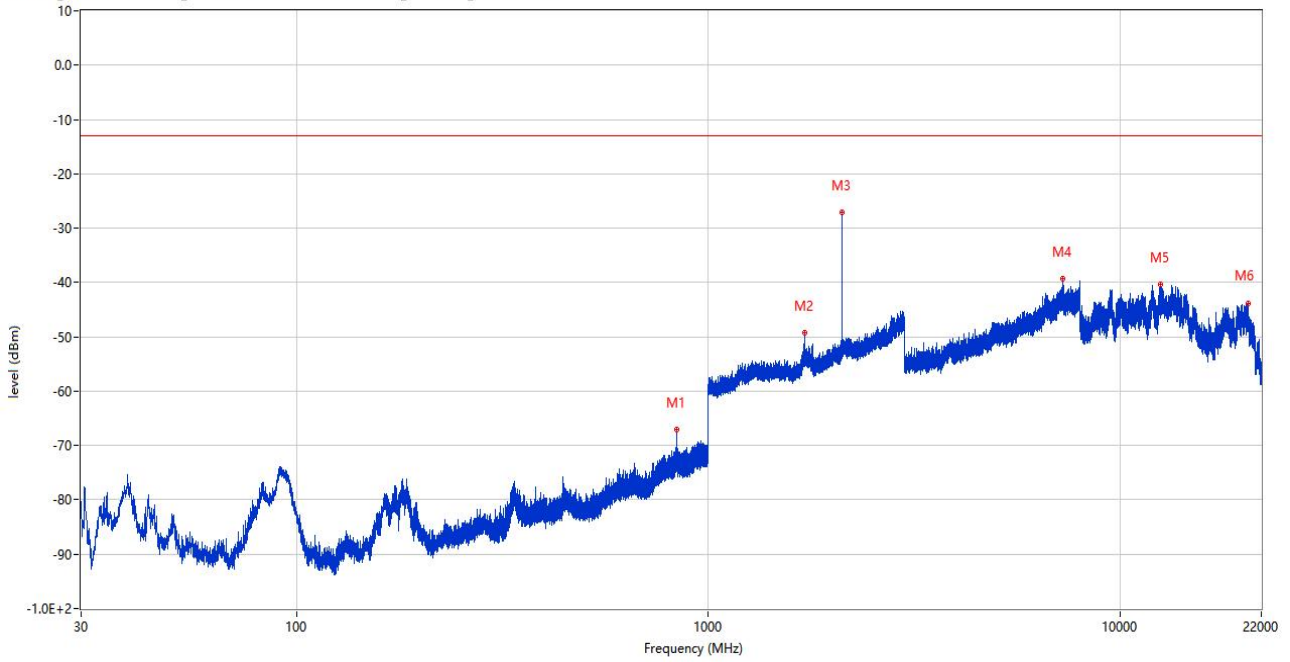
RSE (RF) \_FCC PART22&24&27\_WCDMA Band 4 & LTE Band 4 & 66 \_1710-1785\_30MHz-20GHz



Frequency (MHz)	Result (dBm)	Factor (dB)	Limit (dBm)	Margin (dB)	Table (o)	ANT	EUT	Verdict
839.998	-66.84	-0.14	-13.0	53.84	208.00	Horizontal	Horizontal	Pass
1711.900	-41.63	1.37	-13.0	28.63	360.00	Horizontal	Horizontal	N/A
2114.100	-25.74	2.90	-13.0	12.74	240.00	Horizontal	Horizontal	N/A
7975.000	-39.95	15.16	-13.0	26.95	210.00	Horizontal	Horizontal	Pass
12709.862	-40.44	14.85	-13.0	27.44	15.00	Horizontal	Horizontal	Pass
20346.100	-43.62	12.80	-13.0	30.62	0.00	Horizontal	Horizontal	Pass

Band:WCDMA B4 Channel:LOW range

RSE (RF) \_FCC PART22&24&27\_WCDMA Band 4 & LTE Band 4 & 66 \_1710-1785\_30MHz-20GHz

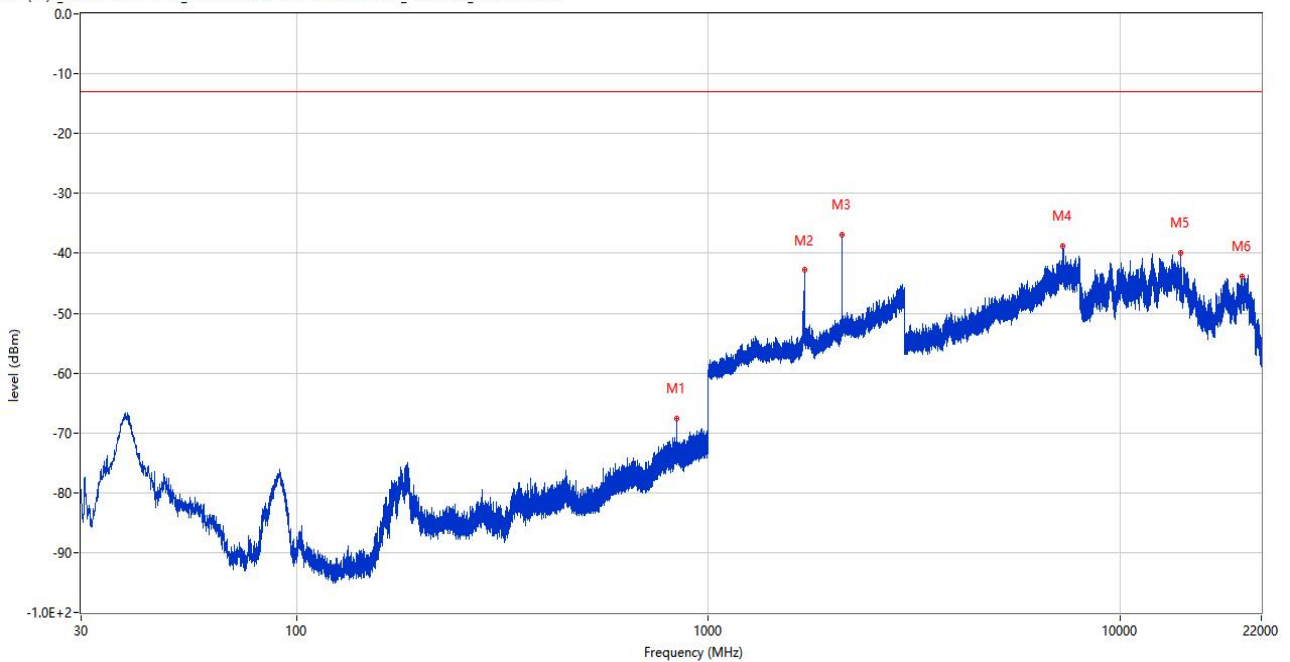


Frequency (MHz)	Result (dBm)	Factor (dB)	Limit (dBm)	Margin (dB)	Table (o)	ANT	EUT	Verdict
839.998	-67.17	-0.14	-13.0	54.17	0.00	Horizontal	Vertical	Pass
1711.800	-49.31	1.37	-13.0	36.31	11.00	Horizontal	Vertical	N/A
2113.900	-27.10	2.89	-13.0	14.10	207.00	Horizontal	Vertical	N/A
7270.000	-39.34	14.60	-13.0	26.34	149.00	Horizontal	Vertical	Pass
12503.238	-40.27	14.55	-13.0	27.27	20.00	Horizontal	Vertical	Pass
20445.999	-43.80	12.83	-13.0	30.80	150.00	Horizontal	Vertical	Pass

Band:WCDMA B4 Channel:LOW

range

RSE (RF) \_FCC PART22&24&27\_WCDMA Band 4 & LTE Band 4 & 66 \_1710-1785\_30MHz-20GHz

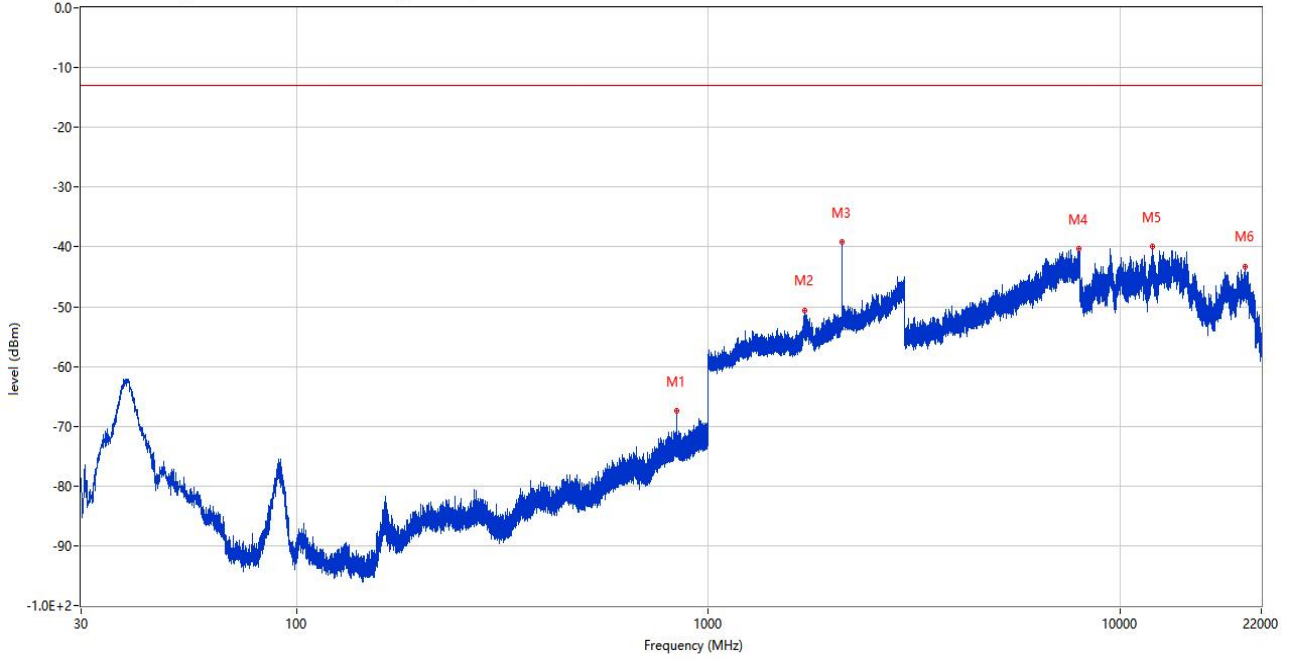


Frequency (MHz)	Result (dBm)	Factor (dB)	Limit (dBm)	Margin (dB)	Table (o)	ANT	EUT	Verdict
839.998	-67.58	-0.14	-13.0	54.58	196.00	Vertical	Vertical	Pass
1712.000	-42.77	1.37	-13.0	29.77	40.00	Vertical	Vertical	N/A
2111.700	-36.85	2.73	-13.0	23.85	149.00	Vertical	Vertical	N/A
7270.500	-38.75	14.59	-13.0	25.75	0.00	Vertical	Vertical	Pass
14050.088	-39.92	17.56	-13.0	26.92	0.00	Vertical	Vertical	Pass
19775.838	-43.85	12.67	-13.0	30.85	300.00	Vertical	Vertical	Pass



Band:WCDMA B4 Channel:LOW range

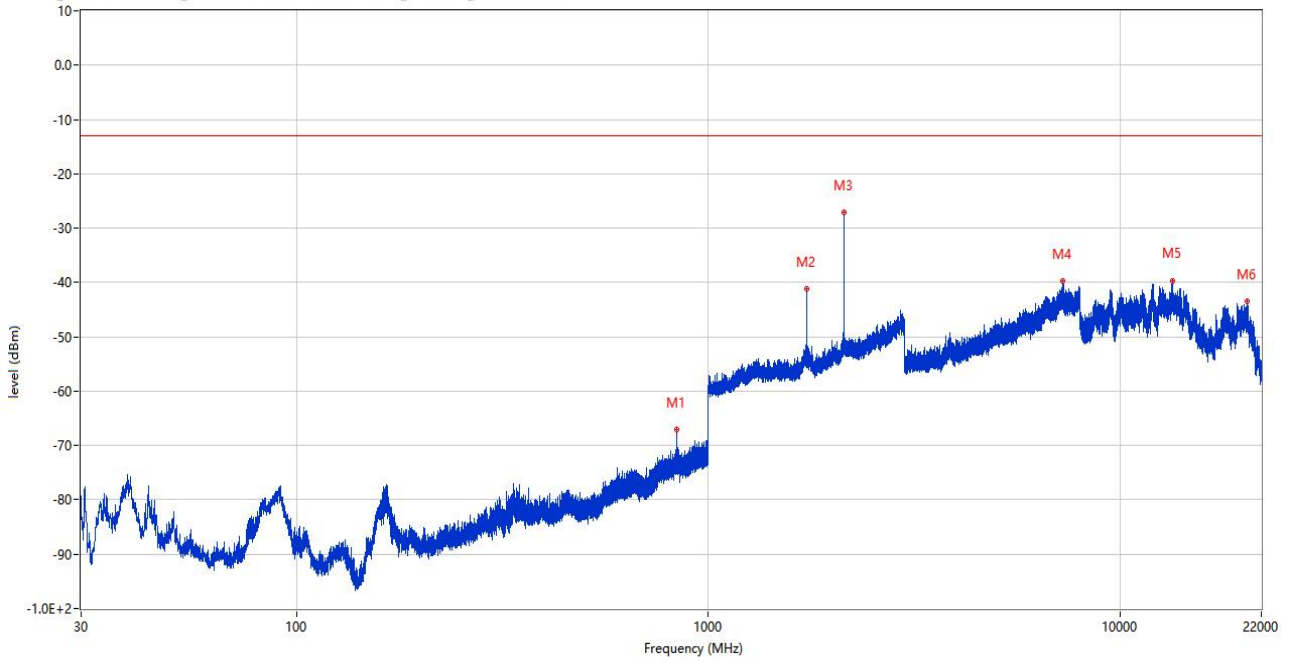
RSE (RF) \_FCC PART22&24&27\_WCDMA Band 4 & LTE Band 4 & 66 \_1710-1785\_30MHz-20GHz



Frequency (MHz)	Result (dBm)	Factor (dB)	Limit (dBm)	Margin (dB)	Table (o)	ANT	EUT	Verdict
839.998	-67.43	-0.14	-13.0	54.43	30.00	Vertical	Horizontal	Pass
1712.400	-50.57	1.36	-13.0	37.57	13.00	Vertical	Horizontal	N/A
2112.400	-39.20	2.75	-13.0	26.20	152.00	Vertical	Horizontal	N/A
7945.750	-40.37	15.18	-13.0	27.37	348.00	Vertical	Horizontal	Pass
11956.275	-40.01	14.04	-13.0	27.01	20.00	Vertical	Horizontal	Pass
20109.302	-43.25	12.75	-13.0	30.25	235.00	Vertical	Horizontal	Pass

Band:WCDMA B4 Channel:MID range

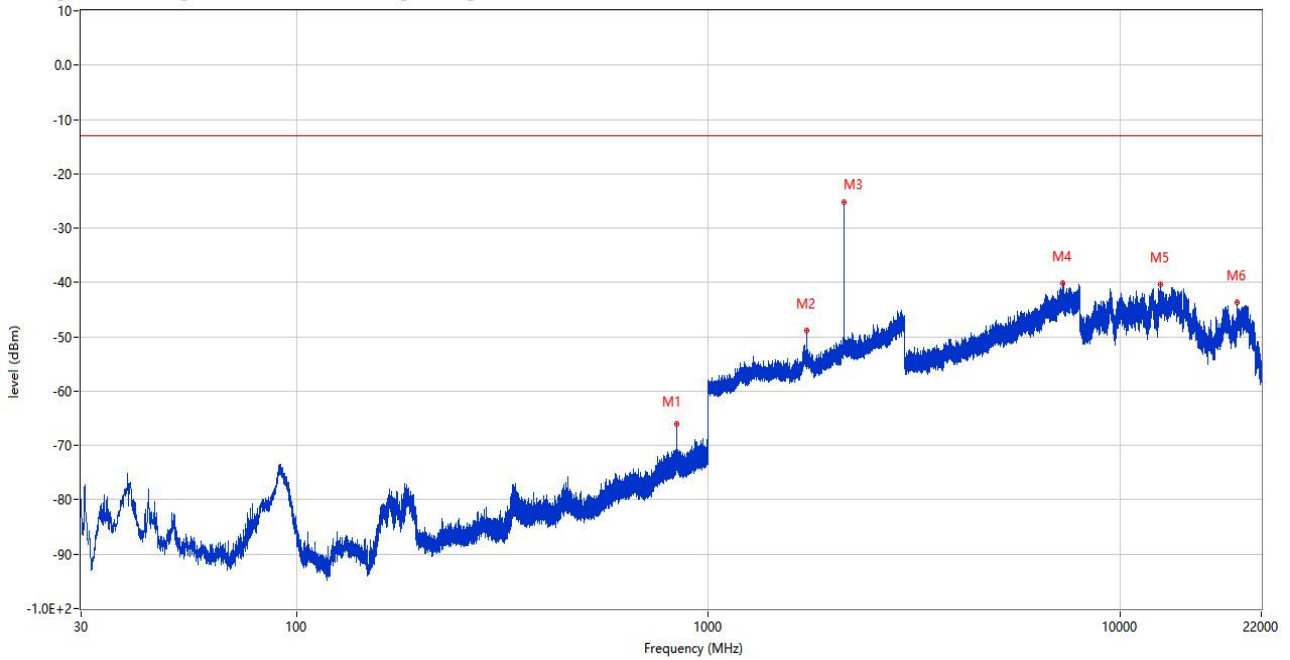
RSE (RF) \_FCC PART22&24&27\_WCDMA Band 4 & LTE Band 4 & 66 \_1710-1785\_30MHz-20GHz



Frequency (MHz)	Result (dBm)	Factor (dB)	Limit (dBm)	Margin (dB)	Table (o)	ANT	EUT	Verdict
839.998	-67.04	-0.14	-13.0	54.04	69.00	Horizontal	Horizontal	Pass
1731.900	-41.20	1.10	-13.0	28.20	0.00	Horizontal	Horizontal	N/A
2133.200	-27.13	3.09	-13.0	14.13	249.00	Horizontal	Horizontal	N/A
7270.250	-39.77	14.59	-13.0	26.77	360.00	Horizontal	Horizontal	Pass
13362.813	-39.78	16.75	-13.0	26.78	360.00	Horizontal	Horizontal	Pass
20382.636	-43.53	12.81	-13.0	30.53	360.00	Horizontal	Horizontal	Pass

Band:WCDMA B4 Channel:MID range

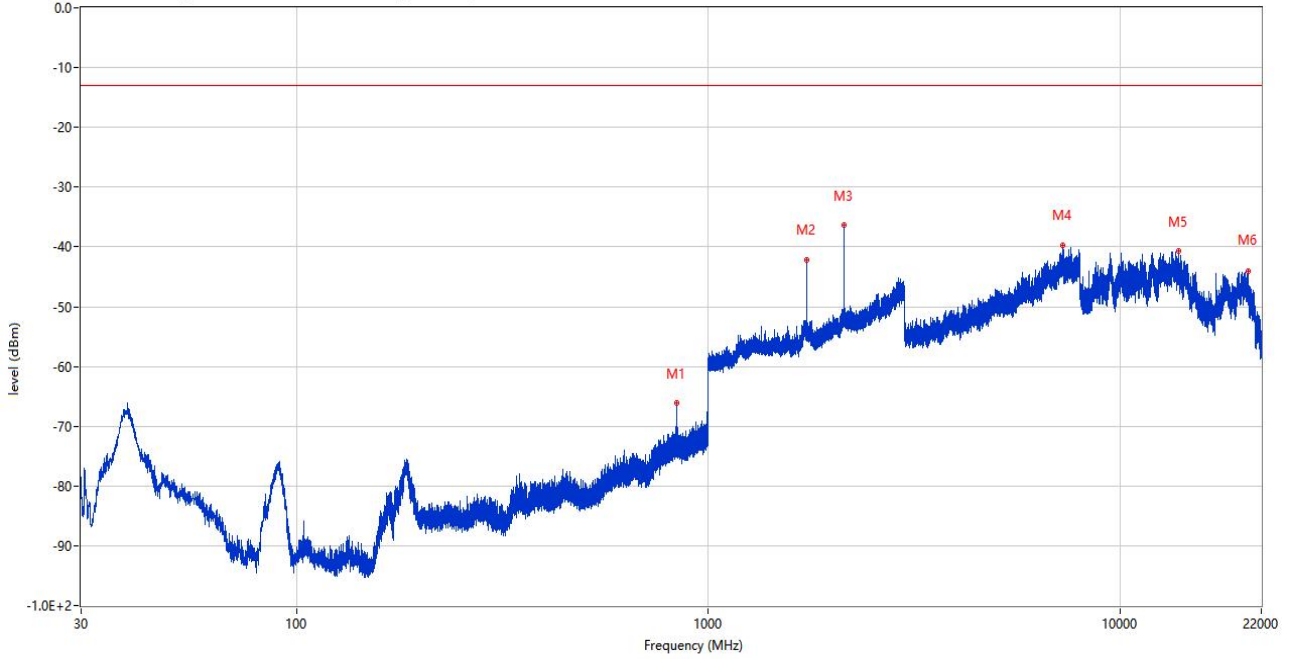
RSE (RF) \_FCC PART22&24&27\_WCDMA Band 4 & LTE Band 4 & 66 \_1710-1785\_30MHz-20GHz



Frequency (MHz)	Result (dBm)	Factor (dB)	Limit (dBm)	Margin (dB)	Table (o)	ANT	EUT	Verdict
839.998	-66.02	-0.14	-13.0	53.02	321.00	Horizontal	Vertical	Pass
1732.100	-48.90	1.09	-13.0	35.90	16.00	Horizontal	Vertical	N/A
2134.500	-25.28	3.26	-13.0	12.28	203.00	Horizontal	Vertical	N/A
7233.000	-40.16	14.20	-13.0	27.16	360.00	Horizontal	Vertical	Pass
12502.762	-40.28	14.56	-13.0	27.28	340.00	Horizontal	Vertical	Pass
19255.525	-43.70	12.55	-13.0	30.70	0.00	Horizontal	Vertical	Pass

Band:WCDMA B4 Channel:MID range

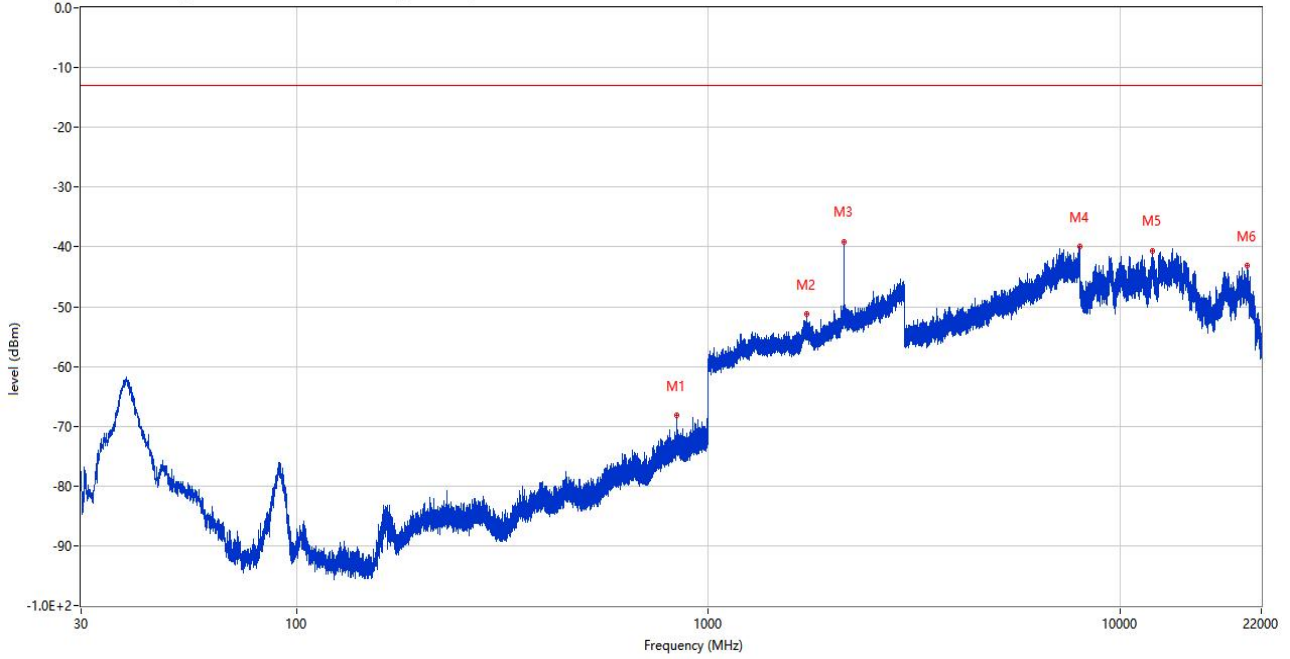
RSE (RF) \_FCC PART22&24&27\_WCDMA Band 4 & LTE Band 4 & 66 \_1710-1785\_30MHz-20GHz



Frequency (MHz)	Result (dBm)	Factor (dB)	Limit (dBm)	Margin (dB)	Table (o)	ANT	EUT	Verdict
839.998	-66.13	-0.14	-13.0	53.13	40.00	Vertical	Vertical	Pass
1732.100	-42.15	1.09	-13.0	29.15	30.00	Vertical	Vertical	N/A
2132.000	-36.36	3.01	-13.0	23.36	149.00	Vertical	Vertical	N/A
7270.750	-39.66	14.59	-13.0	26.66	321.00	Vertical	Vertical	Pass
13823.925	-40.70	16.74	-13.0	27.70	64.00	Vertical	Vertical	Pass
20404.376	-44.03	12.82	-13.0	31.03	360.00	Vertical	Vertical	Pass

Band:WCDMA B4 Channel:MID range

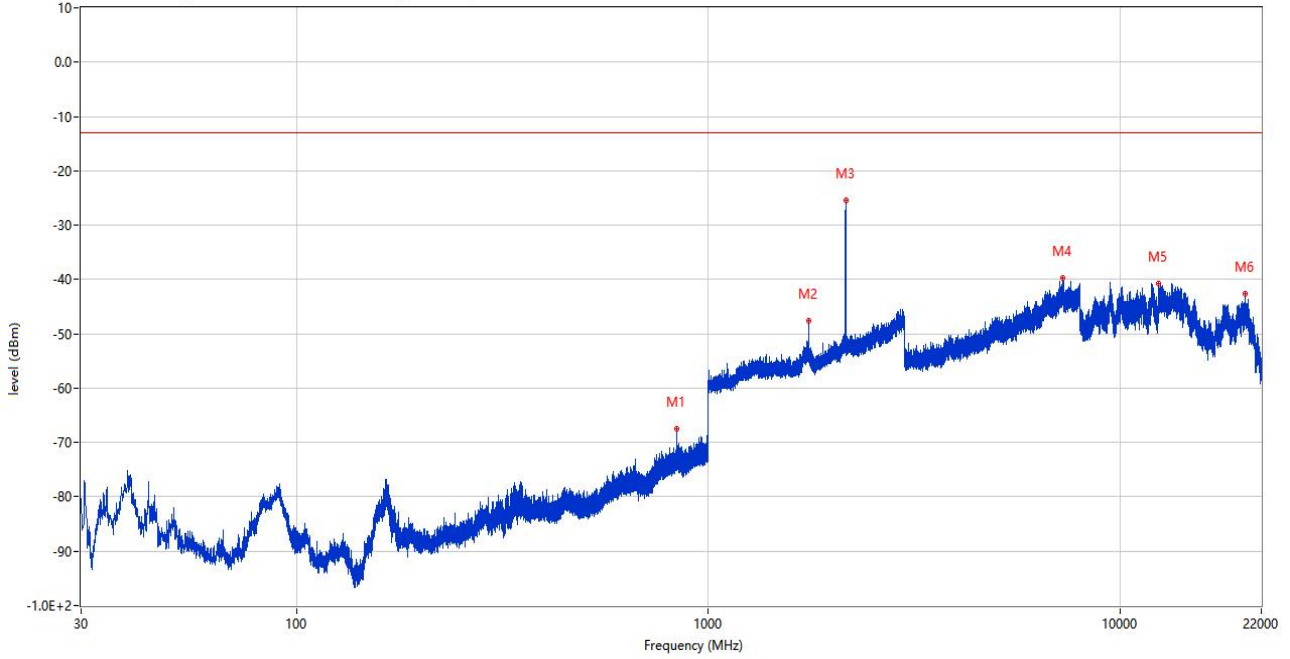
RSE (RF) \_FCC PART22&24&27\_WCDMA Band 4 & LTE Band 4 & 66 \_1710-1785\_30MHz-20GHz



Frequency (MHz)	Result (dBm)	Factor (dB)	Limit (dBm)	Margin (dB)	Table (o)	ANT	EUT	Verdict
839.998	-68.11	-0.14	-13.0	55.11	154.00	Vertical	Horizontal	Pass
1732.600	-51.26	1.09	-13.0	38.26	12.00	Vertical	Horizontal	N/A
2132.800	-39.18	3.09	-13.0	26.18	121.00	Vertical	Horizontal	N/A
7964.500	-39.97	15.10	-13.0	26.97	82.00	Vertical	Horizontal	Pass
11992.612	-40.65	14.01	-13.0	27.65	0.00	Vertical	Horizontal	Pass
20367.374	-43.21	12.81	-13.0	30.21	0.00	Vertical	Horizontal	Pass

Band:WCDMA B4 Channel:HIGH range

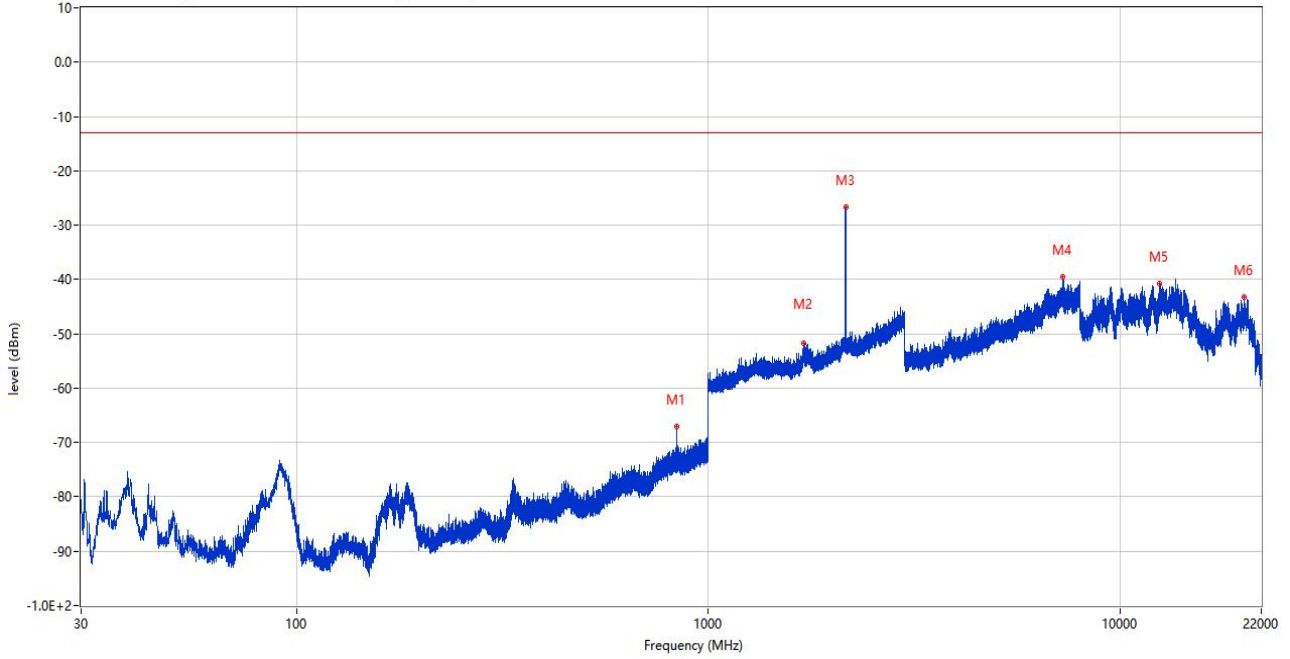
RSE (RF) \_FCC PART22&24&27\_WCDMA Band 4 & LTE Band 4 & 66 \_1710-1785\_30MHz-20GHz



Frequency (MHz)	Result (dBm)	Factor (dB)	Limit (dBm)	Margin (dB)	Table (o)	ANT	EUT	Verdict
839.998	-67.47	-0.14	-13.0	54.47	210.00	Horizontal	Horizontal	Pass
1753.600	-47.69	0.82	-13.0	34.69	0.00	Horizontal	Horizontal	N/A
2154.800	-25.40	3.03	-13.0	12.40	232.00	Horizontal	Horizontal	N/A
7270.500	-39.71	14.59	-13.0	26.71	163.00	Horizontal	Horizontal	Pass
12417.500	-40.69	13.63	-13.0	27.69	174.00	Horizontal	Horizontal	Pass
20079.239	-42.63	12.74	-13.0	29.63	214.00	Horizontal	Horizontal	Pass

Band:WCDMA B4 Channel:HIGH range

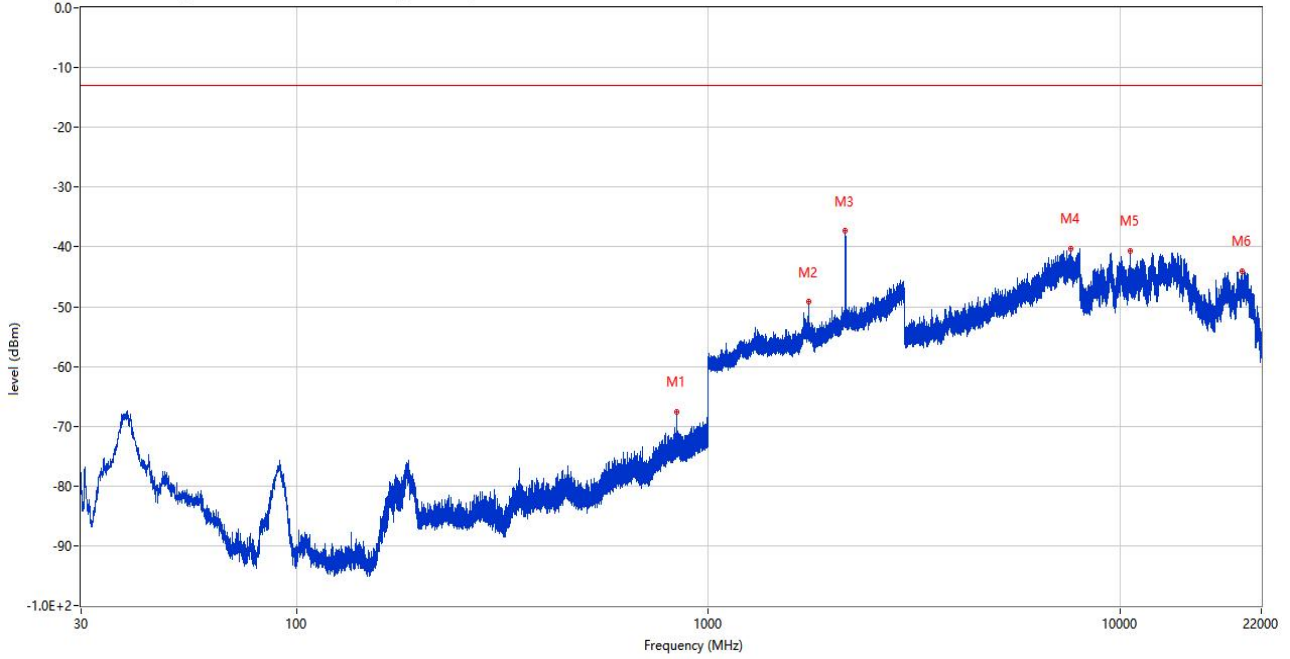
RSE (RF) \_FCC PART22&24&27\_WCDMA Band 4 & LTE Band 4 & 66 \_1710-1785\_30MHz-20GHz



Frequency (MHz)	Result (dBm)	Factor (dB)	Limit (dBm)	Margin (dB)	Table (o)	ANT	EUT	Verdict
839.998	-67.13	-0.14	-13.0	54.13	17.00	Horizontal	Vertical	Pass
1701.800	-51.82	1.51	-13.0	38.82	41.00	Horizontal	Vertical	Pass
2153.200	-26.64	3.09	-13.0	13.64	198.00	Horizontal	Vertical	N/A
7270.250	-39.57	14.59	-13.0	26.57	360.00	Horizontal	Vertical	Pass
12477.112	-40.74	14.31	-13.0	27.74	272.00	Horizontal	Vertical	Pass
20026.511	-43.33	12.73	-13.0	30.33	360.00	Horizontal	Vertical	Pass

Band:WCDMA B4 Channel:HIGH range

RSE (RF) \_FCC PART22&24&27\_WCDMA Band 4 & LTE Band 4 & 66 \_1710-1785\_30MHz-20GHz

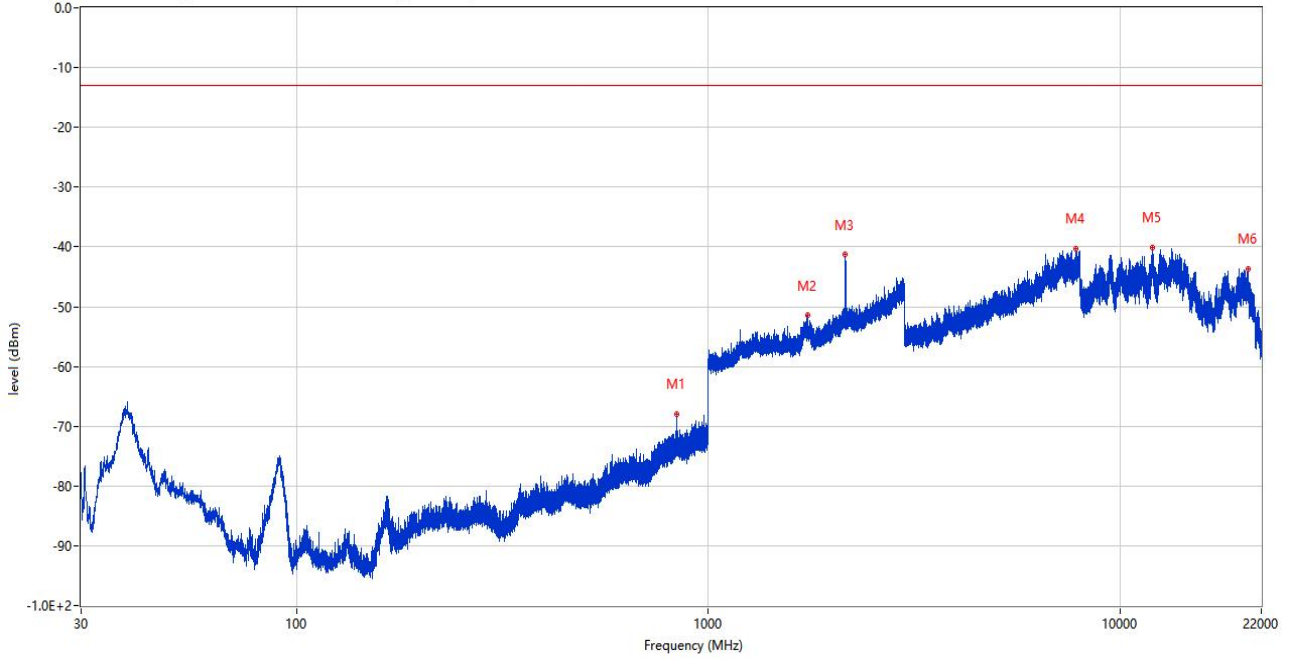


Frequency (MHz)	Result (dBm)	Factor (dB)	Limit (dBm)	Margin (dB)	Table (o)	ANT	EUT	Verdict
839.998	-67.53	-0.14	-13.0	54.53	360.00	Vertical	Vertical	Pass
1753.500	-49.20	0.82	-13.0	36.20	0.00	Vertical	Vertical	N/A
2152.500	-37.31	2.93	-13.0	24.31	144.00	Vertical	Vertical	N/A
7590.750	-40.31	14.04	-13.0	27.31	12.00	Vertical	Vertical	Pass
10567.375	-40.65	12.88	-13.0	27.65	250.00	Vertical	Vertical	Pass
19731.438	-44.05	12.66	-13.0	31.05	291.00	Vertical	Vertical	Pass



Band:WCDMA B4 Channel:HIGH range

RSE (RF) \_FCC PART22&24&27\_WCDMA Band 4 & LTE Band 4 & 66 \_1710-1785\_30MHz-20GHz

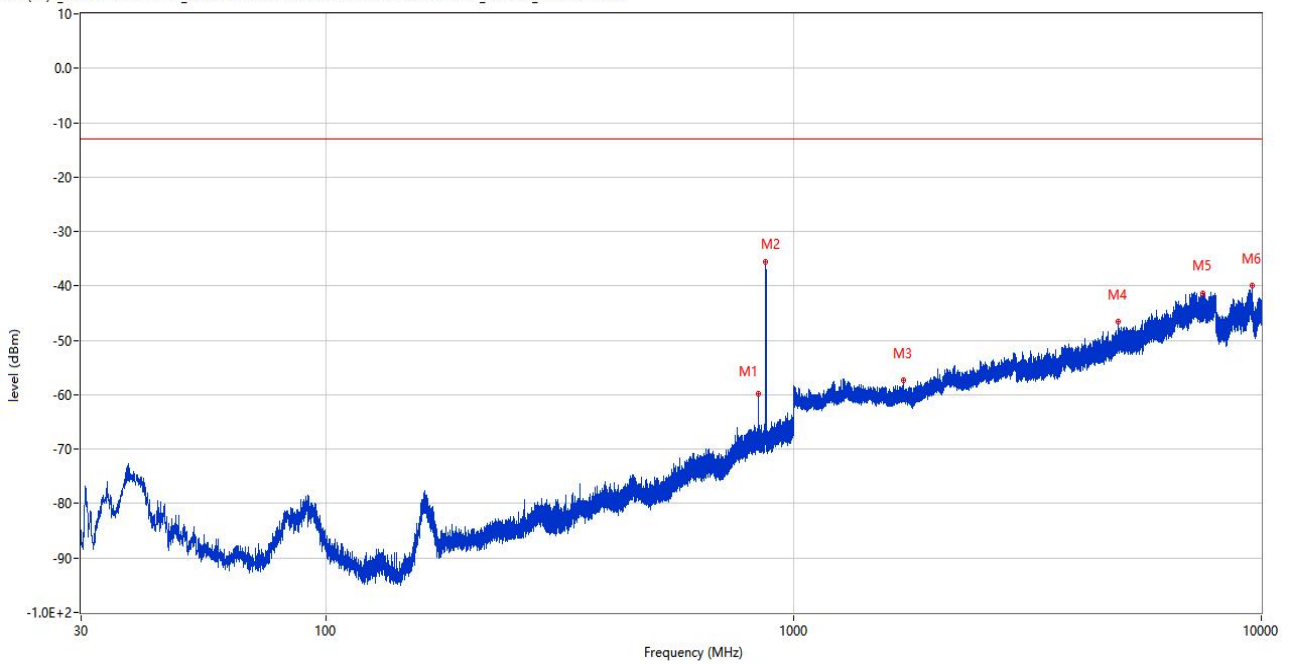


Frequency (MHz)	Result (dBm)	Factor (dB)	Limit (dBm)	Margin (dB)	Table (o)	ANT	EUT	Verdict
839.998	-67.99	-0.14	-13.0	54.99	97.00	Vertical	Horizontal	Pass
1746.800	-51.48	0.89	-13.0	38.48	325.00	Vertical	Horizontal	N/A
2152.100	-41.25	2.92	-13.0	28.25	334.00	Vertical	Horizontal	N/A
7780.750	-40.30	14.46	-13.0	27.30	0.00	Vertical	Horizontal	Pass
11986.201	-40.07	14.02	-13.0	27.07	298.00	Vertical	Horizontal	Pass
20414.087	-43.69	12.82	-13.0	30.69	197.00	Vertical	Horizontal	Pass

### 3.3 WCDMA Band 5

Band:WCDMA B5 Channel:LOW range

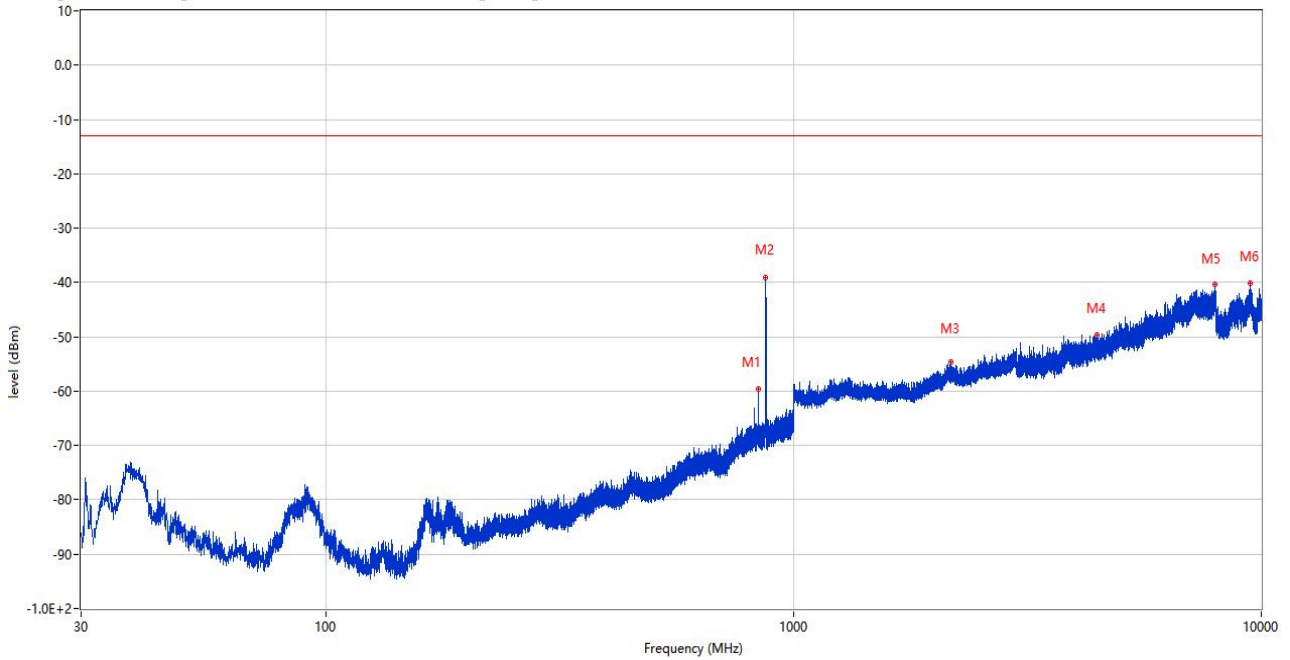
RSE (RF) \_FCC PART22&24&27\_CDMA BC0 & WCDMA Band5 & LTE Band 5 & 26\_814-849\_30MHz-10GHz



Frequency (MHz)	Result (dBm)	Factor (dB)	Limit (dBm)	Margin (dB)	Table (o)	ANT	EUT	Verdict
839.998	-59.89	5.03	-13.0	46.89	18.00	Horizontal	Horizontal	Pass
870.263	-35.60	4.30	-13.0	22.60	260.00	Horizontal	Horizontal	N/A
1715.600	-57.31	-5.35	-13.0	44.31	228.00	Horizontal	Horizontal	Pass
4947.250	-46.58	8.77	-13.0	33.58	0.00	Horizontal	Horizontal	Pass
7512.750	-41.45	13.82	-13.0	28.45	95.00	Horizontal	Horizontal	Pass
9551.100	-39.90	13.28	-13.0	26.90	0.00	Horizontal	Horizontal	Pass

Band:WCDMA B5 Channel:LOW range

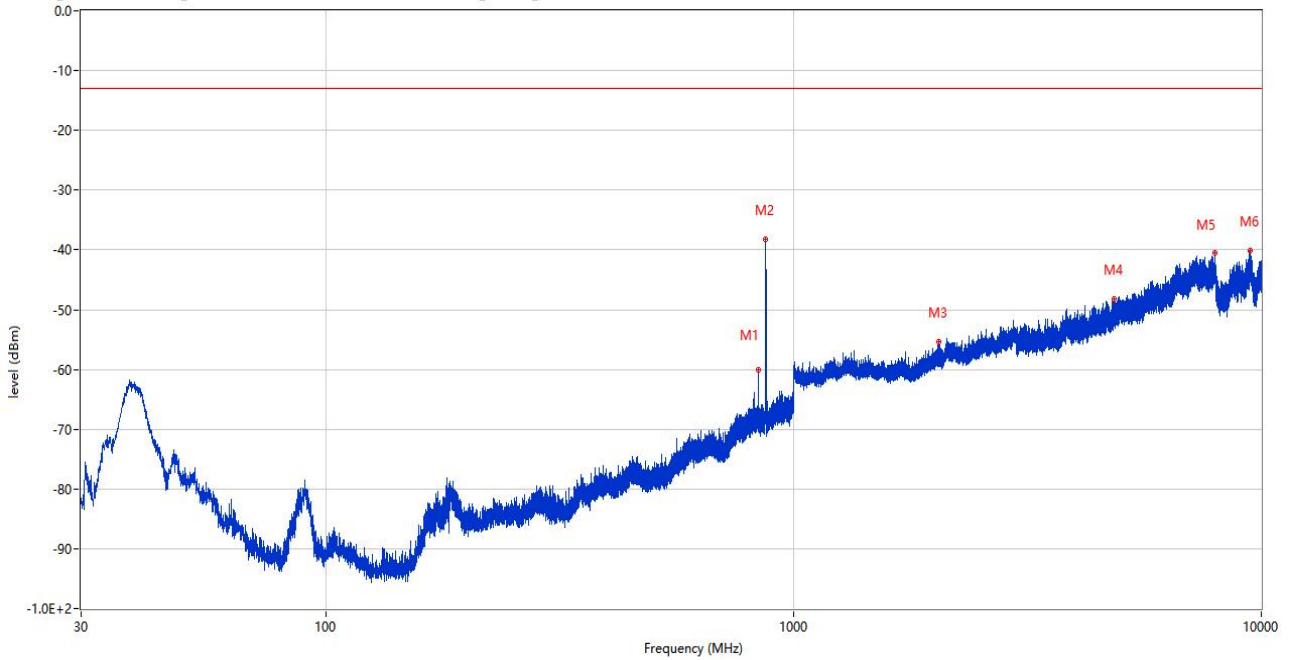
RSE (RF) \_FCC PART22&24&27\_CDMA BC0 & WCDMA Band5 & LTE Band 5 & 26 \_814-849\_30MHz-10GHz



Frequency (MHz)	Result (dBm)	Factor (dB)	Limit (dBm)	Margin (dB)	Table (o)	ANT	EUT	Verdict
839.998	-59.56	5.03	-13.0	46.56	278.00	Horizontal	Vertical	Pass
870.117	-39.02	4.34	-13.0	26.02	141.00	Horizontal	Vertical	N/A
2172.300	-54.59	-2.24	-13.0	41.59	0.00	Horizontal	Vertical	Pass
4460.500	-49.66	7.52	-13.0	36.66	246.00	Horizontal	Vertical	Pass
7969.500	-40.34	15.33	-13.0	27.34	360.00	Horizontal	Vertical	Pass
9447.000	-40.23	13.76	-13.0	27.23	0.00	Horizontal	Vertical	Pass

Band:WCDMA B5 Channel:LOW range

RSE (RF) \_FCC PART22&24&27\_CDMA BC0 & WCDMA Band5 & LTE Band 5 & 26 \_814-849\_30MHz-10GHz



Frequency (MHz)	Result (dBm)	Factor (dB)	Limit (dBm)	Margin (dB)	Table (o)	ANT	EUT	Verdict
839.998	-60.08	5.03	-13.0	47.08	160.00	Vertical	Vertical	Pass
872.396	-38.27	4.24	-13.0	25.27	220.00	Vertical	Vertical	N/A
2045.100	-55.40	-3.38	-13.0	42.40	284.00	Vertical	Vertical	Pass
4848.250	-48.22	7.77	-13.0	35.22	165.00	Vertical	Vertical	Pass
7969.000	-40.42	15.26	-13.0	27.42	63.00	Vertical	Vertical	Pass
9447.500	-40.19	13.76	-13.0	27.19	0.00	Vertical	Vertical	Pass