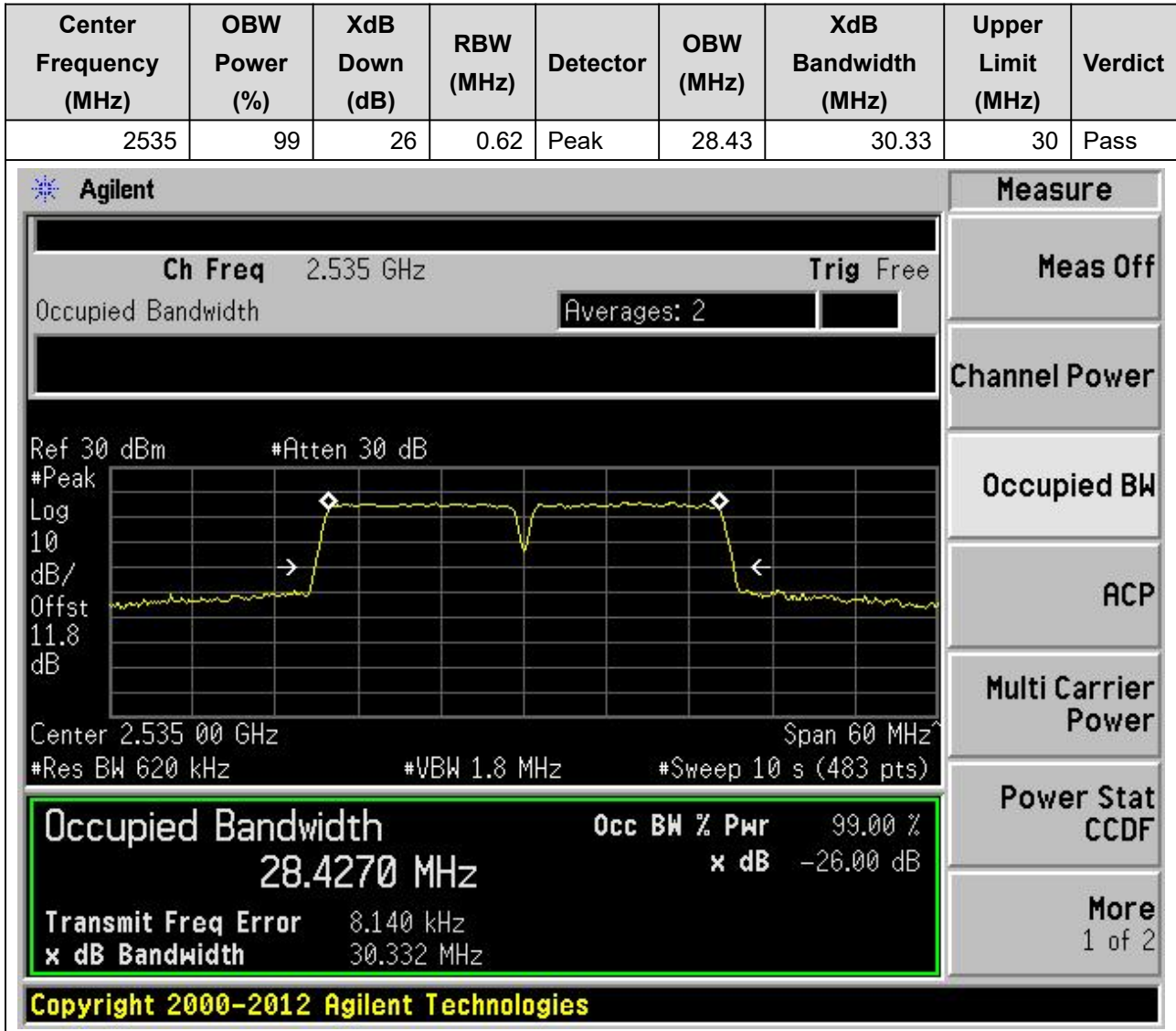
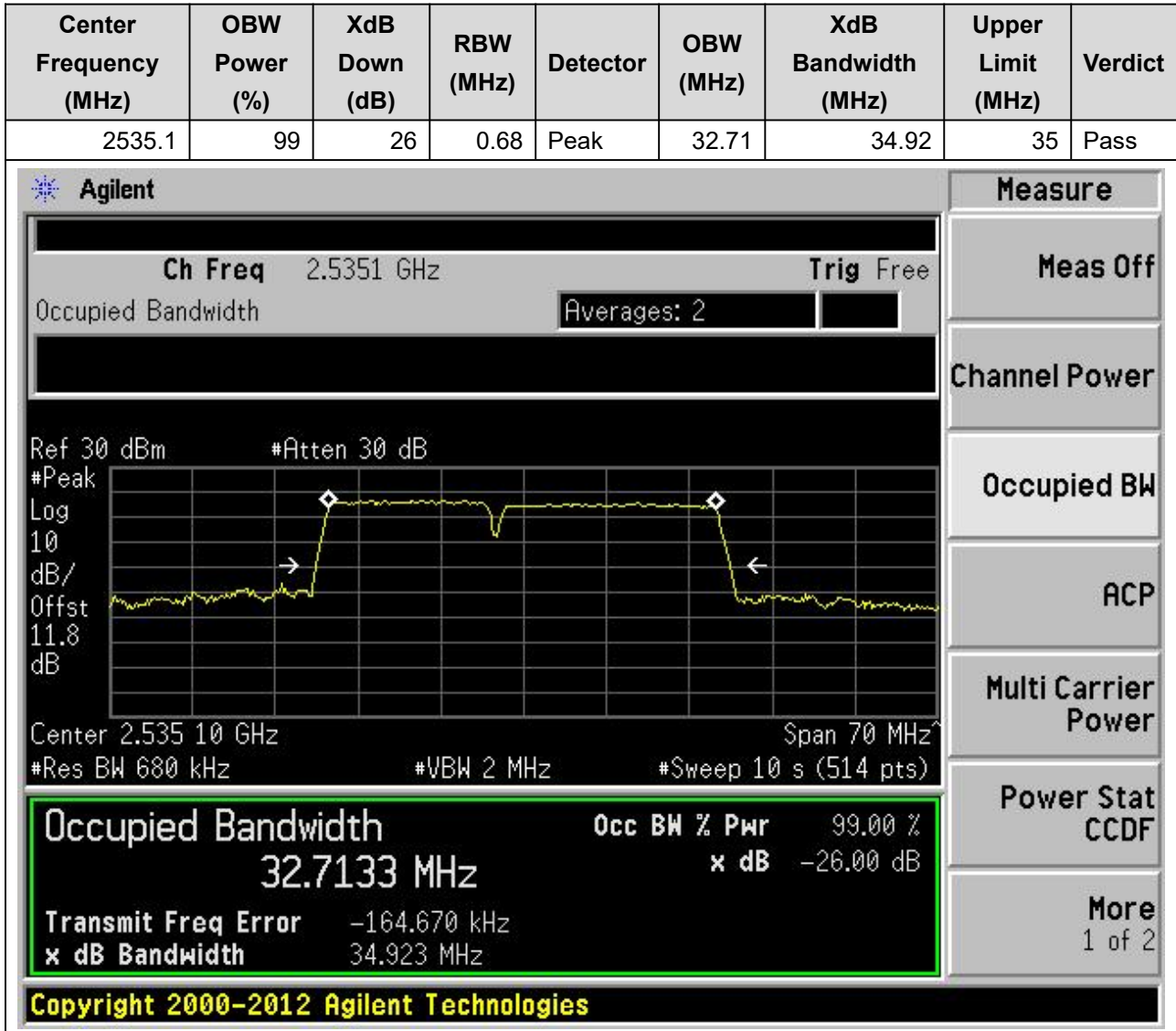


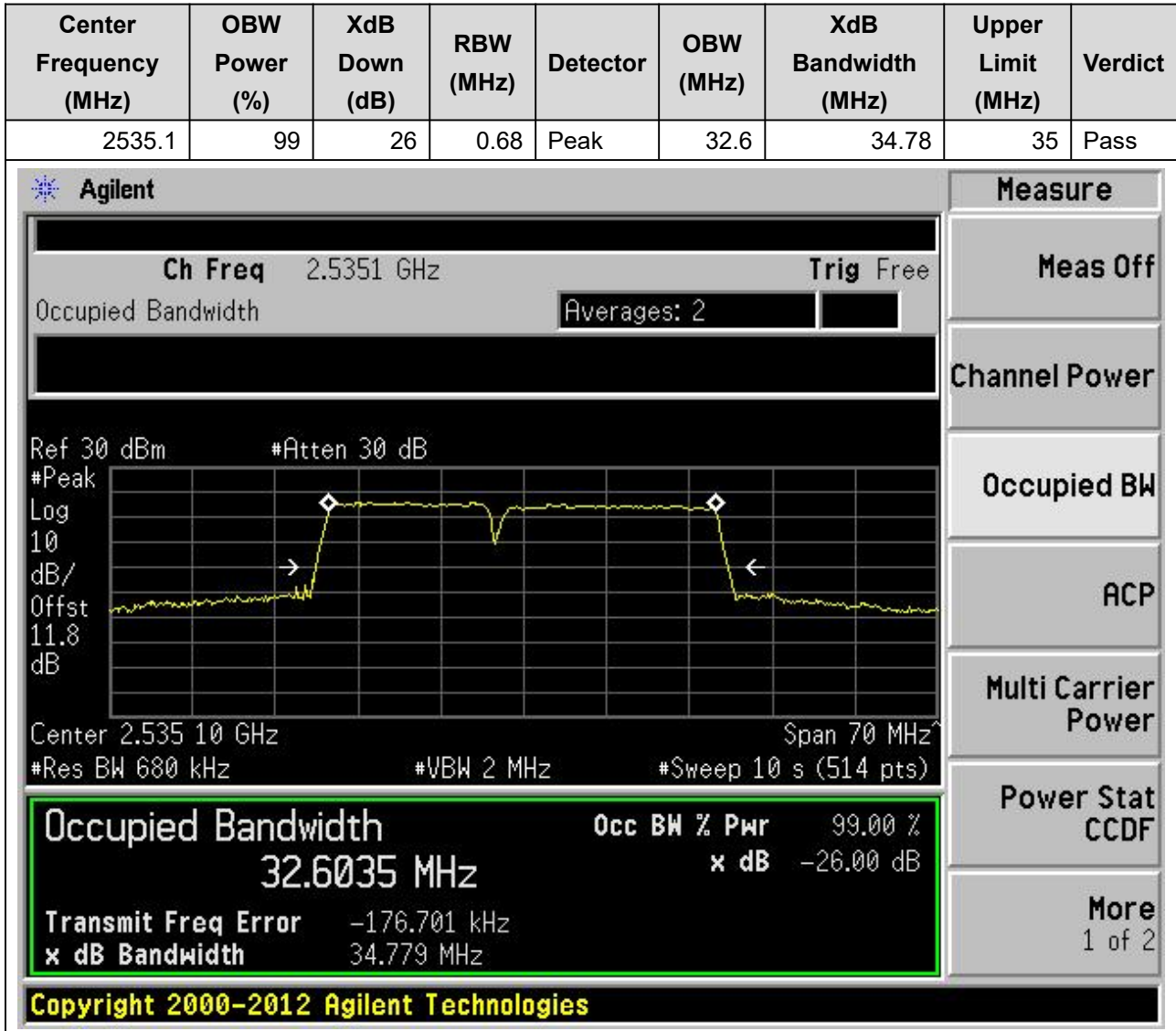
**19.6. LTE-A Occupied Bandwidth_Part22-24-27(NTNV)(Subtest:6,
Channel:21025|21175, Bandwidth:15|15MHz, Modulation:16QAM, RB
Number:Full|Full, RB Position:Low|Low)**



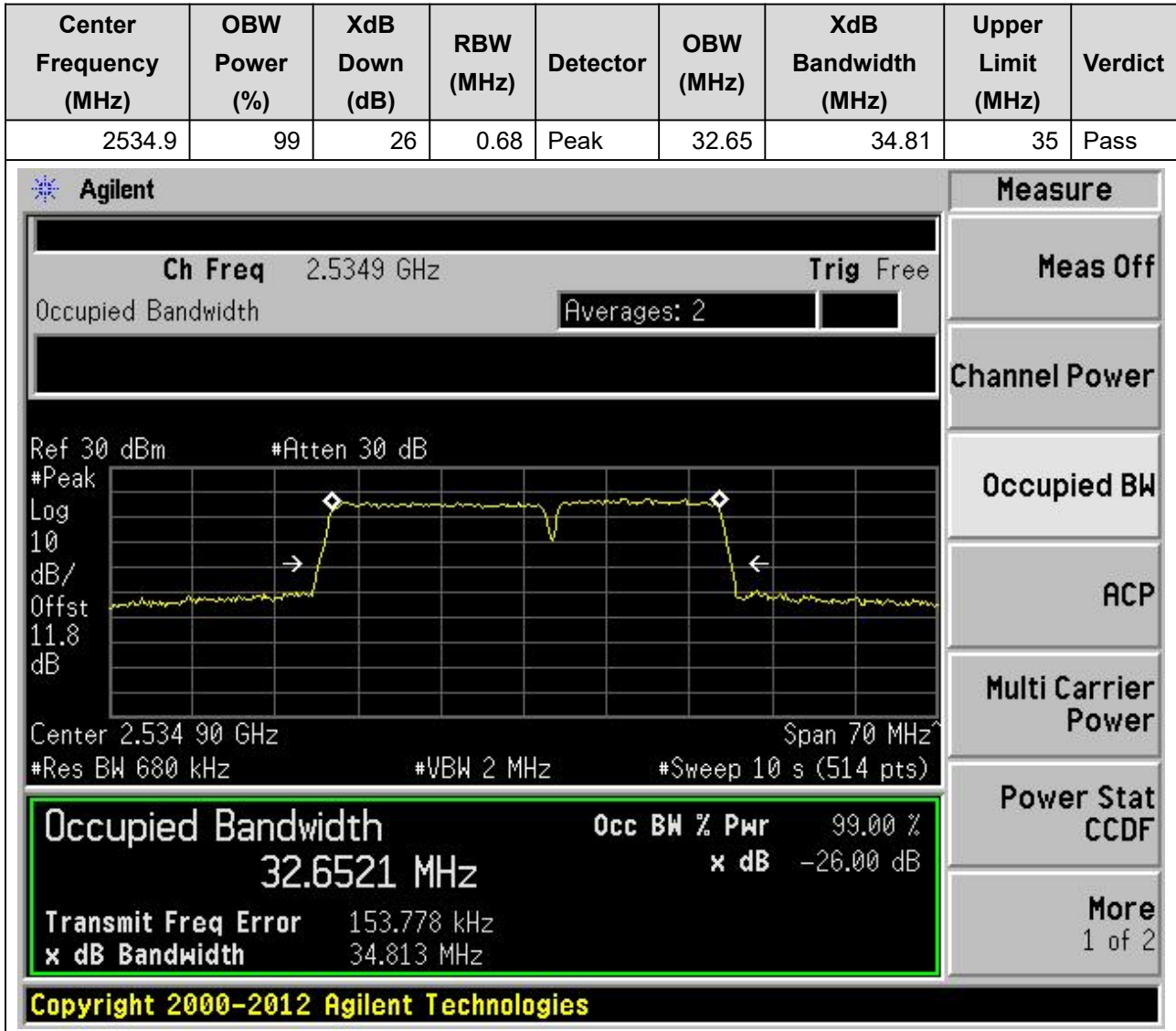
**19.7. LTE-A Occupied Bandwidth_Part22-24-27(NTNV)(Subtest:7,
Channel:21003|21174, Bandwidth:15|20MHz, Modulation:QPSK, RB
Number:Full|Full, RB Position:Low|Low)**



**19.8. LTE-A Occupied Bandwidth_Part22-24-27(NTNV)(Subtest:8,
Channel:21003|21174, Bandwidth:15|20MHz, Modulation:16QAM, RB
Number:Full|Full, RB Position:Low|Low)**



**19.9. LTE-A Occupied Bandwidth_Part22-24-27(NTNV)(Subtest:9,
Channel:21026|21197, Bandwidth:20|15MHz, Modulation:QPSK, RB
Number:Full|Full, RB Position:Low|Low)**



19.10. LTE-A Occupied Bandwidth_Part22-24-27(NTNV)(Subtest:10, Channel:21026|21197, Bandwidth:20|15MHz, Modulation:16QAM, RB Number:Full|Full, RB Position:Low|Low)

Center Frequency (MHz)	OBW Power (%)	XdB Down (dB)	RBW (MHz)	Detector	OBW (MHz)	XdB Bandwidth (MHz)	Upper Limit (MHz)	Verdict
2534.9	99	26	0.68	Peak	32.66	34.76	35	Pass

Agilent

Ch Freq 2.5349 GHz Trig Free

Occupied Bandwidth Averages: 2

Ref 30 dBm #Atten 30 dB

#Peak Log 10 dB/ Offst 11.8 dB

Center 2.534 90 GHz Span 70 MHz

#Res BW 680 kHz #VBW 2 MHz #Sweep 10 s (514 pts)

Occupied Bandwidth	Occ BW % Pwr	99.00 %
32.6630 MHz	x dB	-26.00 dB
Transmit Freq Error	183.037 kHz	
x dB Bandwidth	34.758 MHz	

Copyright 2000-2012 Agilent Technologies

Measure

Meas Off

Channel Power

Occupied BW

ACP

Multi Carrier Power

Power Stat CCDF

More
1 of 2

19.11. LTE-A Occupied Bandwidth_Part22-24-27(NTNV)(Subtest:11, Channel:21001|21199, Bandwidth:20|20MHz, Modulation:QPSK, RB Number:Full|Full, RB Position:Low|Low)

Center Frequency (MHz)	OBW Power (%)	XdB Down (dB)	RBW (MHz)	Detector	OBW (MHz)	XdB Bandwidth (MHz)	Upper Limit (MHz)	Verdict
2535	99	26	0.82	Peak	37.64	40.06	40	Pass

Agilent

Ch Freq 2.535 GHz Trig Free

Occupied Bandwidth Averages: 2

Ref 30 dBm #Atten 30 dB

#Peak Log 10 dB/ Offst 11.8 dB

Center 2.535 00 GHz Span 80 MHz

#Res BW 820 kHz #VBW 2.4 MHz #Sweep 10 s (487 pts)

Occupied Bandwidth Occ BW % Pwr 99.00 %

37.6354 MHz x dB -26.00 dB

Transmit Freq Error 846.626 Hz

x dB Bandwidth 40.056 MHz

Measure

Meas Off

Channel Power

Occupied BW

ACP

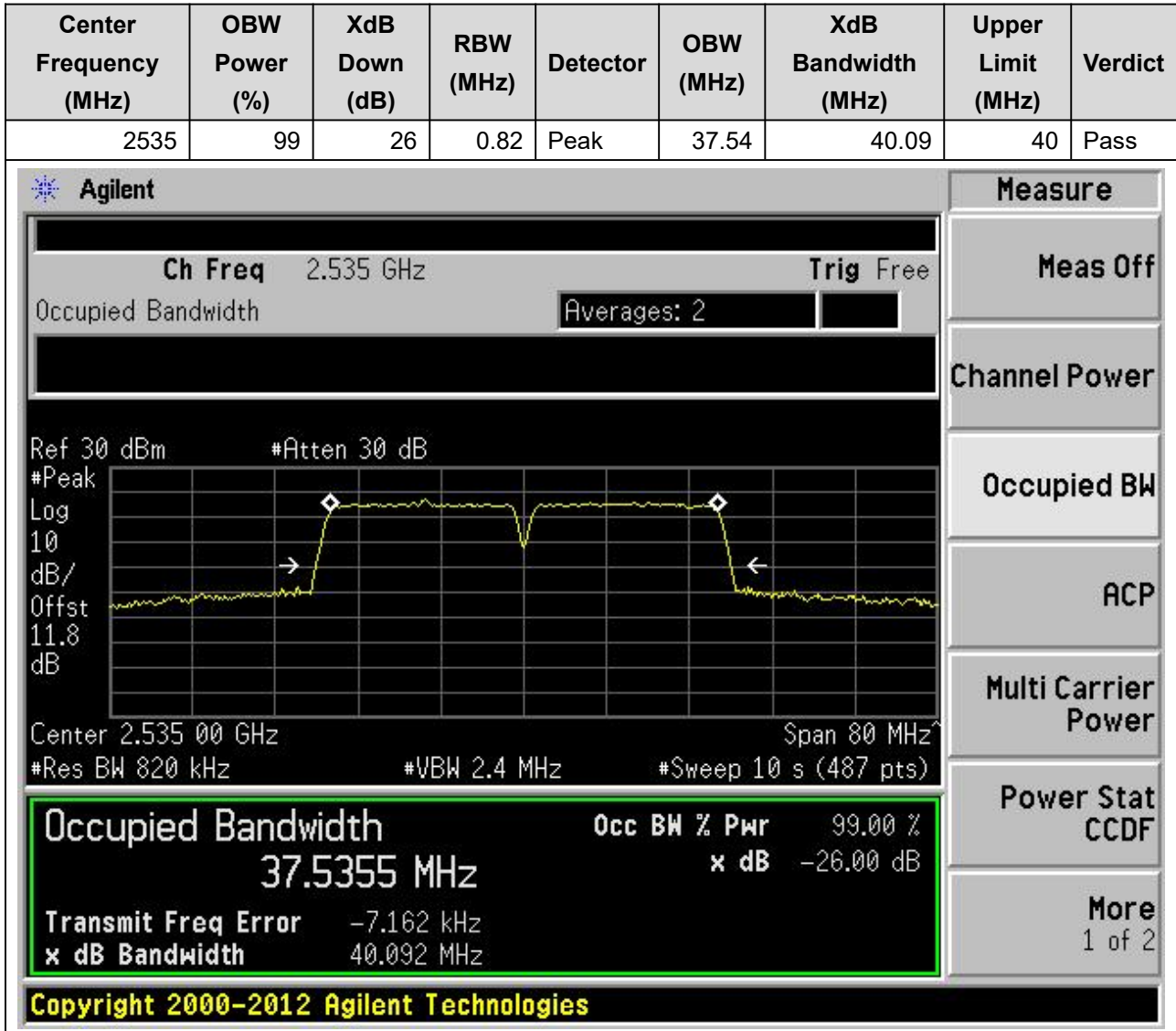
Multi Carrier Power

Power Stat CCDF

More 1 of 2

Copyright 2000-2012 Agilent Technologies

19.12. LTE-A Occupied Bandwidth_Part22-24-27(NTNV)(Subtest:12, Channel:21001|21199, Bandwidth:20|20MHz, Modulation:16QAM, RB Number:Full|Full, RB Position:Low|Low)



20. CA_38C

20.1. LTE-A Occupied Bandwidth_Part22-24-27(NTNV)(Subtest:1,
Channel:37925|38075, Bandwidth:15|15MHz, Modulation:QPSK, RB
Number:Full|Full, RB Position:Low|Low)

Center Frequency (MHz)	OBW Power (%)	XdB Down (dB)	RBW (MHz)	Detector	OBW (MHz)	XdB Bandwidth (MHz)	Upper Limit (MHz)	Verdict
2595	99	26	0.62	Peak	28.41	31.47	30	Pass

Agilent
Measure

Ch Freq 2.595 GHz
Trig Free

Occupied Bandwidth
Averages: 2

Ref 30 dBm #Atten 30 dB

Center 2.595 00 GHz Span 60 MHz

#Res BW 620 kHz #VBW 1.8 MHz #Sweep 10 s (483 pts)

Occupied Bandwidth	Occ BW % Pwr 99.00 %
28.4094 MHz	x dB -26.00 dB
Transmit Freq Error	-28.704 kHz
x dB Bandwidth	31.468 MHz

Copyright 2000-2012 Agilent Technologies

Meas Off

Channel Power

Occupied BW

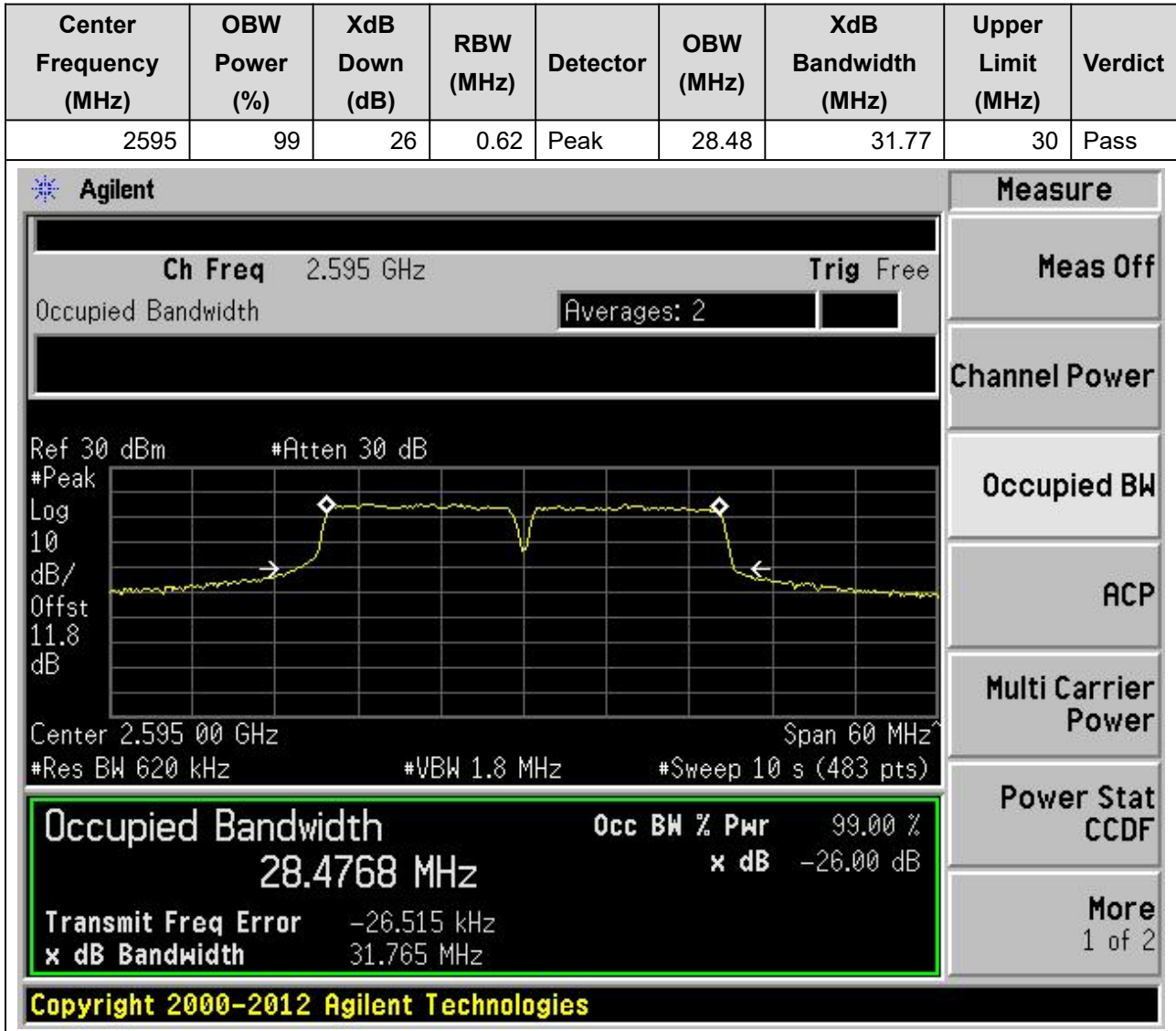
ACP

Multi Carrier Power

Power Stat CCDF

More
1 of 2

**20.2. LTE-A Occupied Bandwidth_Part22-24-27(NTNV)(Subtest:2,
Channel:37925|38075, Bandwidth:15|15MHz, Modulation:16QAM, RB
Number:Full|Full, RB Position:Low|Low)**



20.3. LTE-A Occupied Bandwidth_Part22-24-27(NTNV)(Subtest:3, Channel:37901|38099, Bandwidth:20|20MHz, Modulation:QPSK, RB Number:Full|Full, RB Position:Low|Low)

Center Frequency (MHz)	OBW Power (%)	XdB Down (dB)	RBW (MHz)	Detector	OBW (MHz)	XdB Bandwidth (MHz)	Upper Limit (MHz)	Verdict
2595	99	26	0.82	Peak	37.68	41.91	40	Pass

Agilent

Measure
 Meas Off
 Channel Power
 Occupied BW
 ACP
 Multi Carrier Power
 Power Stat CCDF
 More
 1 of 2

Ch Freq 2.595 GHz Trig Free

Occupied Bandwidth Averages: 2

Ref 30 dBm #Atten 30 dB

#Peak Log 10 dB/ Offst 11.8 dB

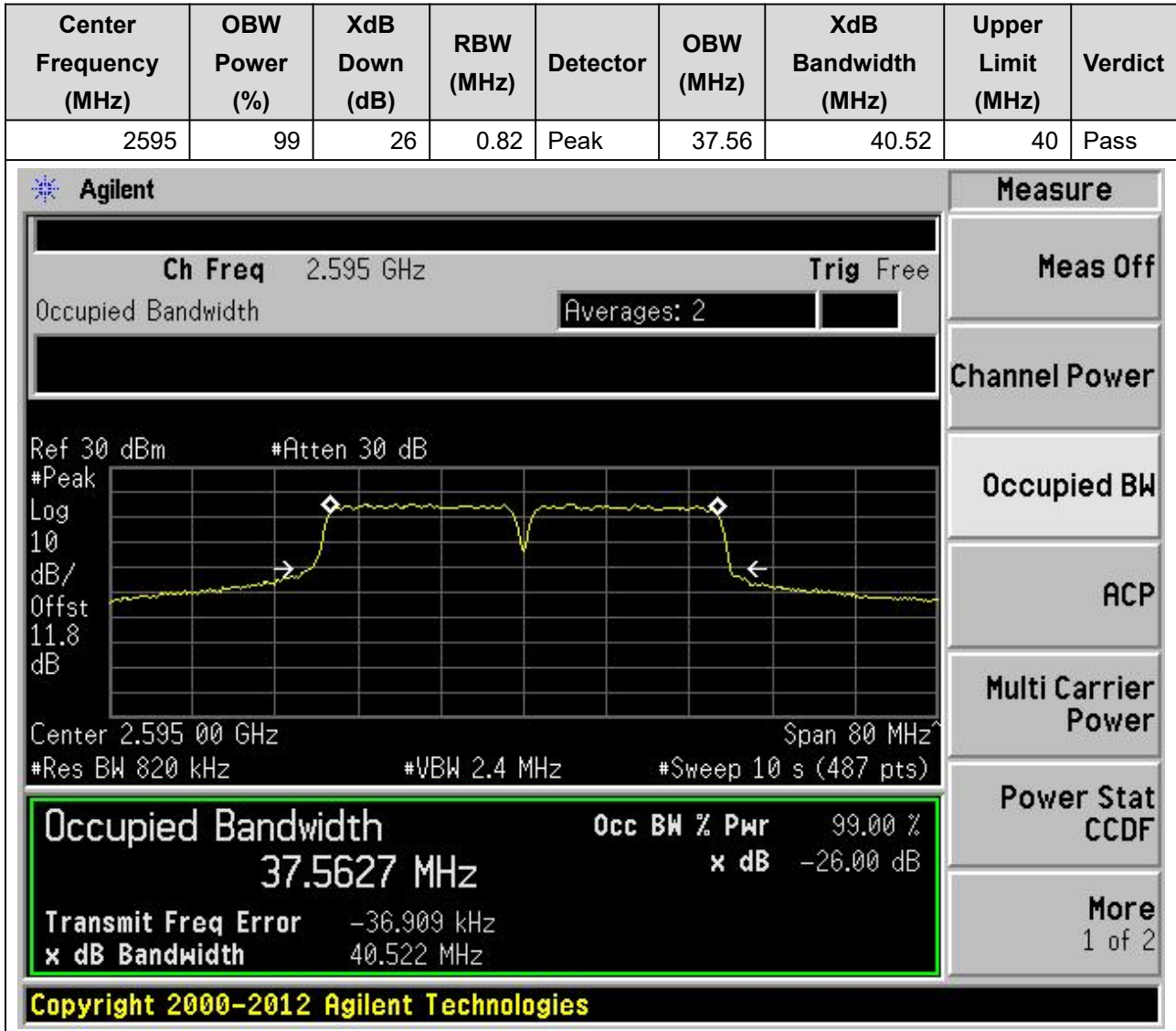
Center 2.595 00 GHz Span 80 MHz

#Res BW 820 kHz #VBW 2.4 MHz #Sweep 10 s (487 pts)

Occupied Bandwidth	Occ BW % Pwr 99.00 %
37.6770 MHz	x dB -26.00 dB
Transmit Freq Error -32.677 kHz	
x dB Bandwidth 41.906 MHz	

Copyright 2000-2012 Agilent Technologies

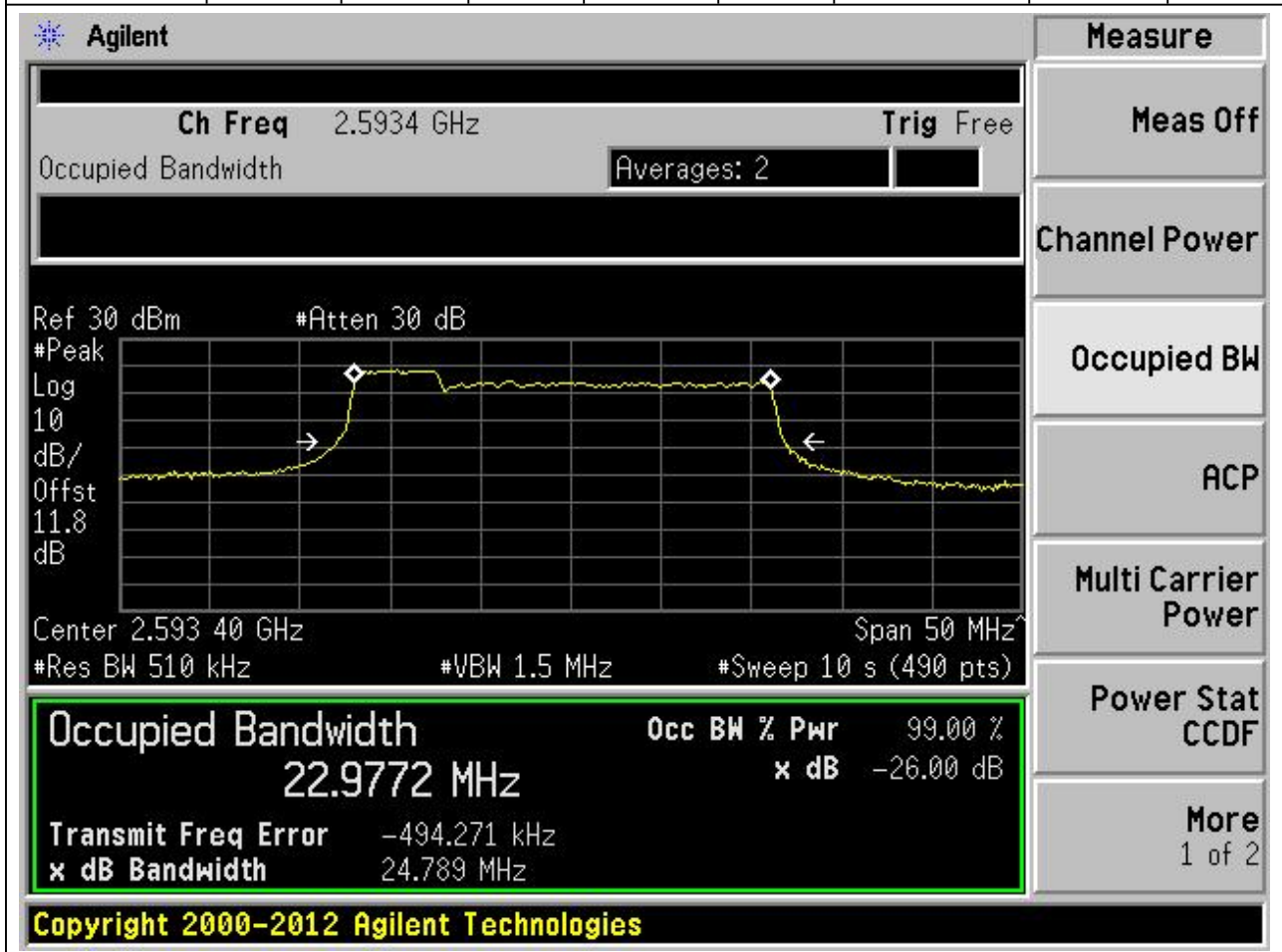
**20.4. LTE-A Occupied Bandwidth_Part22-24-27(NTNV)(Subtest:4,
Channel:37901|38099, Bandwidth:20|20MHz, Modulation:16QAM, RB
Number:Full|Full, RB Position:Low|Low)**



21. CA_41C_full

21.1. LTE-A Occupied Bandwidth_Part22-24-27(NTNV)(Subtest:1,
Channel:40528|40645, Bandwidth:5|20MHz, Modulation:QPSK, RB
Number:Full|Full, RB Position:Low|Low)

Center Frequency (MHz)	OBW Power (%)	XdB Down (dB)	RBW (MHz)	Detector	OBW (MHz)	XdB Bandwidth (MHz)	Upper Limit (MHz)	Verdict
2593.4	99	26	0.51	Peak	22.98	24.79	25	Pass



21.2. LTE-A Occupied Bandwidth_Part22-24-27(NTNV)(Subtest:2, Channel:40528|40645, Bandwidth:5|20MHz, Modulation:16QAM, RB Number:Full|Full, RB Position:Low|Low)

Center Frequency (MHz)	OBW Power (%)	XdB Down (dB)	RBW (MHz)	Detector	OBW (MHz)	XdB Bandwidth (MHz)	Upper Limit (MHz)	Verdict
2593.4	99	26	0.51	Peak	22.9	24.65	25	Pass

Agilent

Ch Freq 2.5934 GHz Trig Free

Occupied Bandwidth Averages: 2

Ref 30 dBm #Atten 30 dB

Center 2.593 40 GHz Span 50 MHz

#Res BW 510 kHz #VBW 1.5 MHz #Sweep 10 s (490 pts)

Occupied Bandwidth Occ BW % Pwr 99.00 %

22.8997 MHz x dB -26.00 dB

Transmit Freq Error -483.669 kHz

x dB Bandwidth 24.649 MHz

Measure

Meas Off

Channel Power

Occupied BW

ACP

Multi Carrier Power

Power Stat CCDF

More 1 of 2

Copyright 2000-2012 Agilent Technologies

21.3. LTE-A Occupied Bandwidth_Part22-24-27(NTNV)(Subtest:3, Channel:40595|40712, Bandwidth:20|5MHz, Modulation:QPSK, RB Number:Full|Full, RB Position:Low|Low)

Center Frequency (MHz)	OBW Power (%)	XdB Down (dB)	RBW (MHz)	Detector	OBW (MHz)	XdB Bandwidth (MHz)	Upper Limit (MHz)	Verdict
2592.6	99	26	0.51	Peak	22.99	24.48	25	Pass

Agilent

Ch Freq 2.5926 GHz Trig Free

Occupied Bandwidth Averages: 2

Ref 30 dBm #Atten 30 dB

#Peak Log 10 dB/ Offst 11.8 dB

Center 2.592 60 GHz Span 50 MHz

#Res BW 510 kHz #VBW 1.5 MHz #Sweep 10 s (490 pts)

Occupied Bandwidth Occ BW % Pwr 99.00 %

22.9896 MHz x dB -26.00 dB

Transmit Freq Error 474.389 kHz

x dB Bandwidth 24.481 MHz

Measure

Meas Off

Channel Power

Occupied BW

ACP

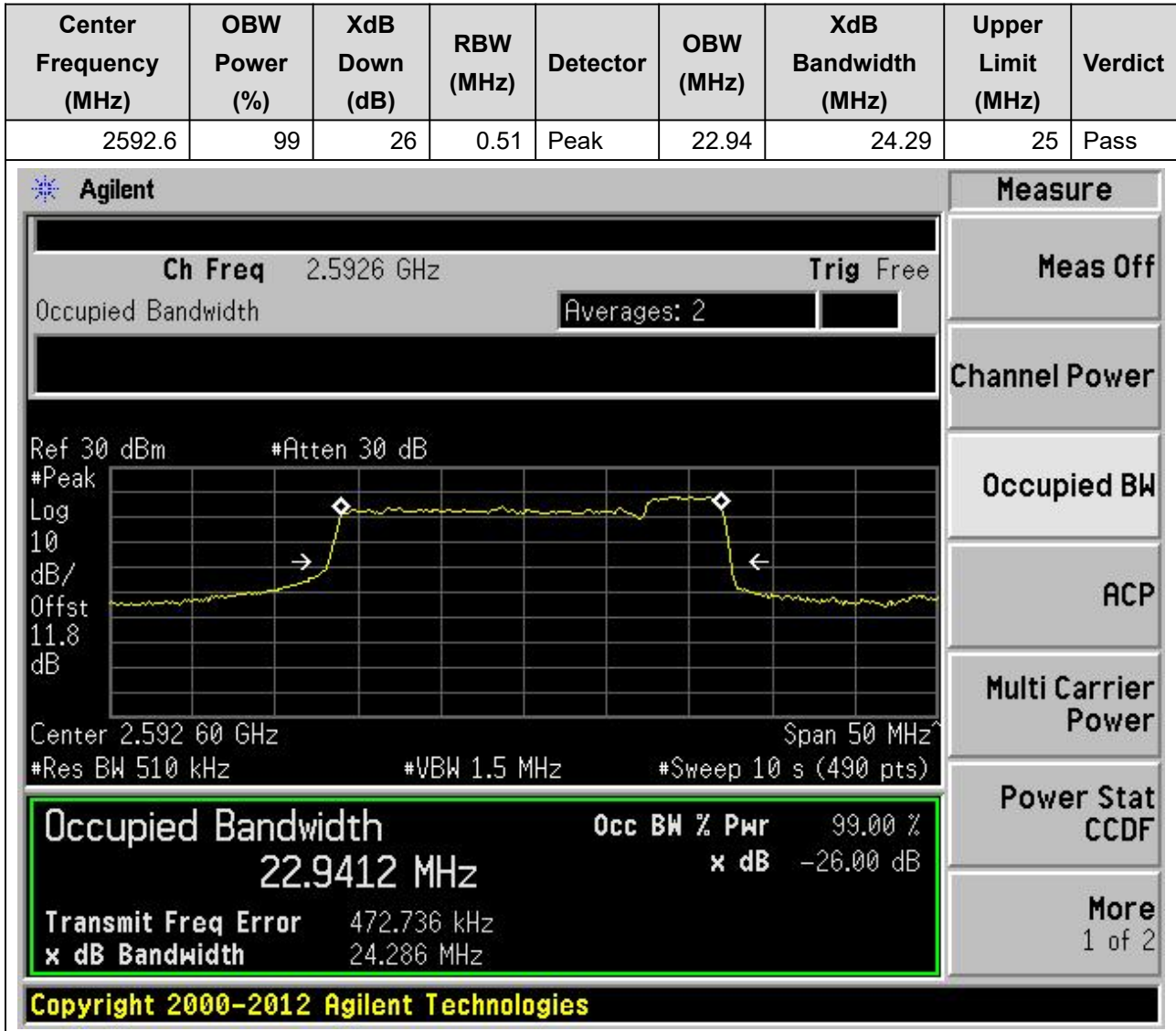
Multi Carrier Power

Power Stat CCDF

More 1 of 2

Copyright 2000-2012 Agilent Technologies

**21.4. LTE-A Occupied Bandwidth_Part22-24-27(NTNV)(Subtest:4,
Channel:40595|40712, Bandwidth:20|5MHz, Modulation:16QAM, RB
Number:Full|Full, RB Position:Low|Low)**



21.5. LTE-A Occupied Bandwidth_Part22-24-27(NTNV)(Subtest:5, Channel:40526|40670, Bandwidth:10|20MHz, Modulation:QPSK, RB Number:Full|Full, RB Position:Low|Low)

Center Frequency (MHz)	OBW Power (%)	XdB Down (dB)	RBW (MHz)	Detector	OBW (MHz)	XdB Bandwidth (MHz)	Upper Limit (MHz)	Verdict
2593.3	99	26	0.62	Peak	27.83	31.42	30	Pass

Agilent
Measure

Ch Freq 2.5933 GHz
Trig Free

Occupied Bandwidth Averages: 2

Ref 30 dBm #Atten 30 dB

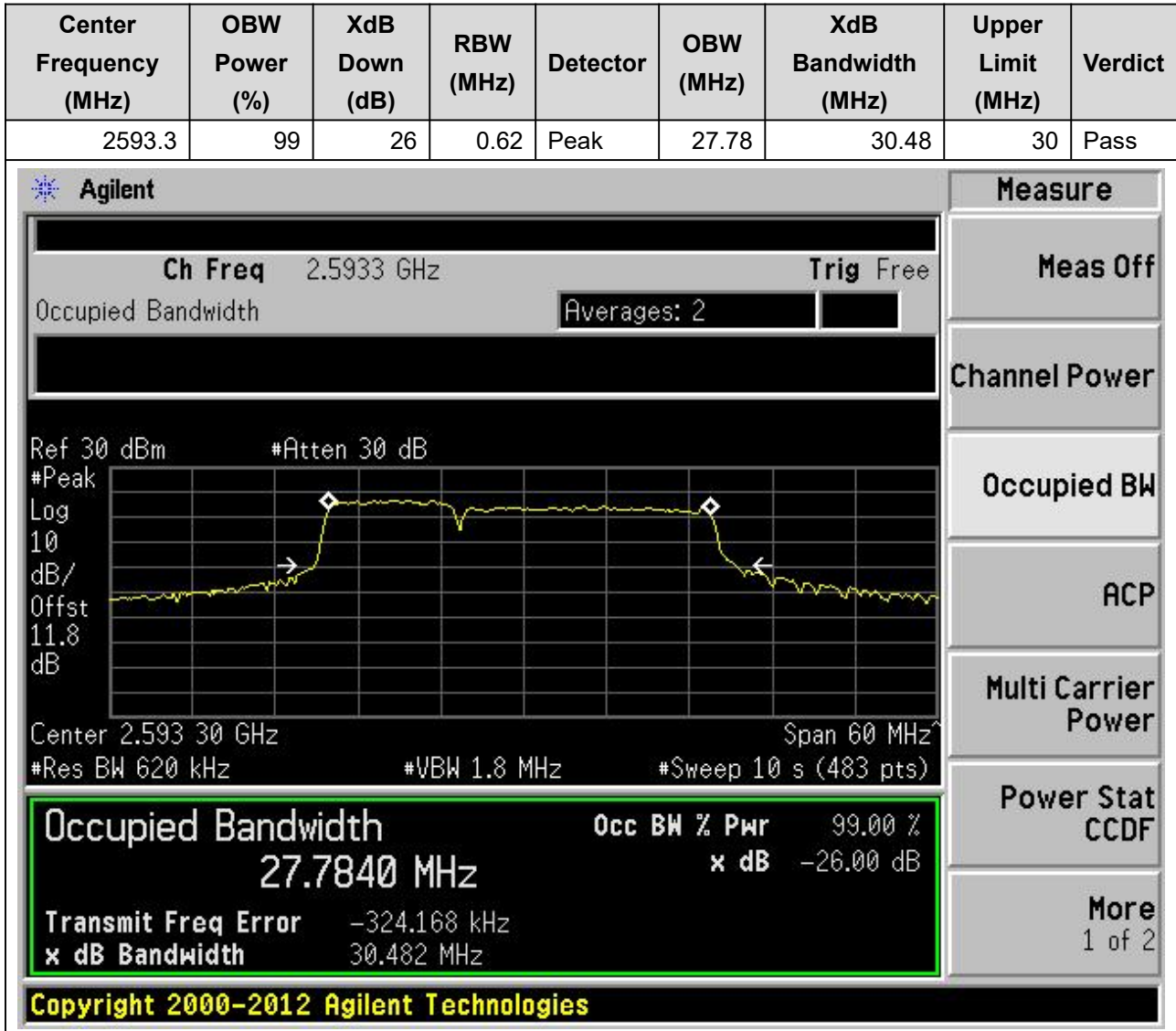
Center 2.593 30 GHz Span 60 MHz
#Res BW 620 kHz #VBW 1.8 MHz #Sweep 10 s (483 pts)

Occupied Bandwidth	Occ BW % Pwr	99.00 %
27.8330 MHz	x dB	-26.00 dB
Transmit Freq Error	-333.474 kHz	
x dB Bandwidth	31.421 MHz	

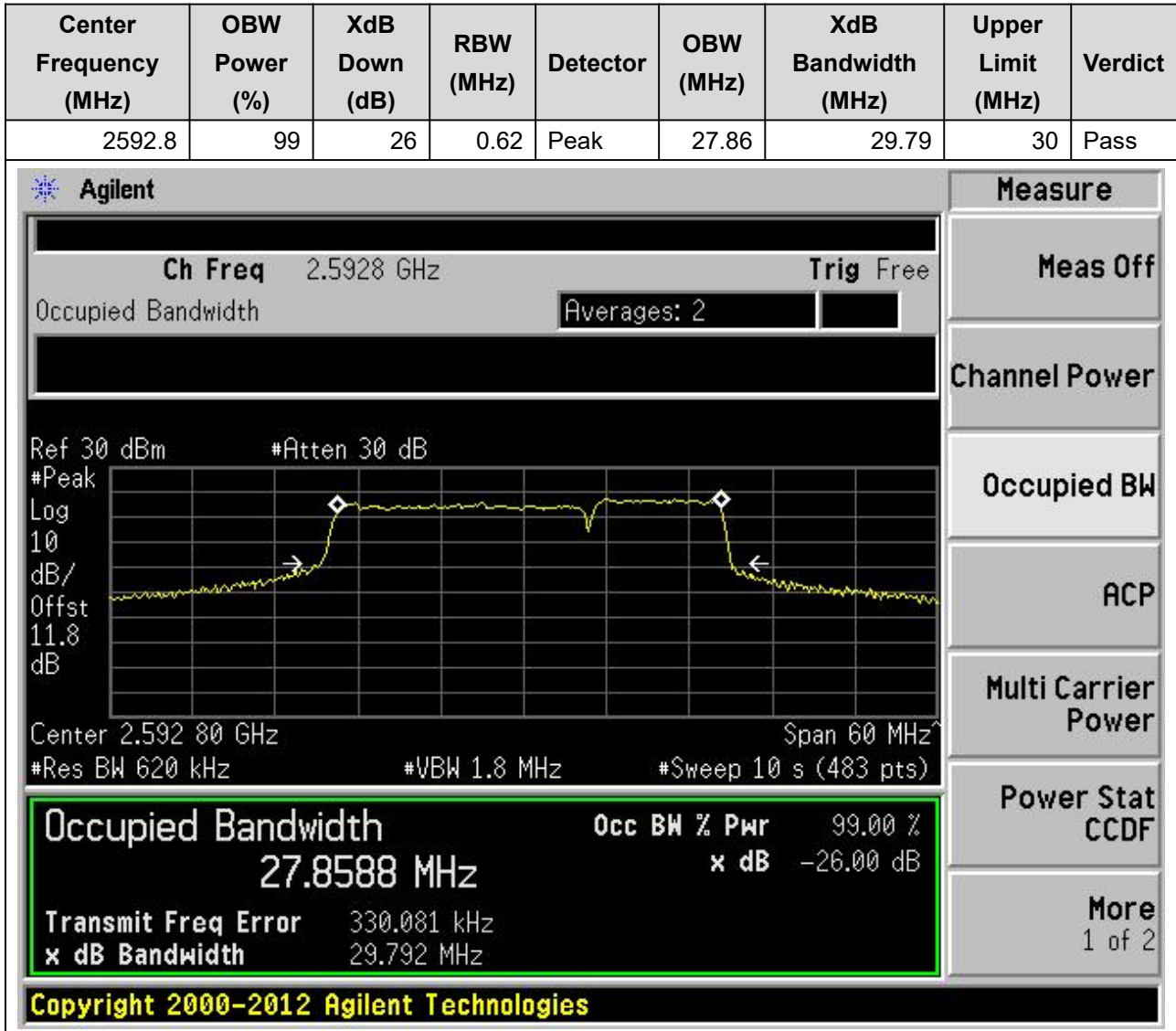
Power Stat CCDF
More 1 of 2

Copyright 2000-2012 Agilent Technologies

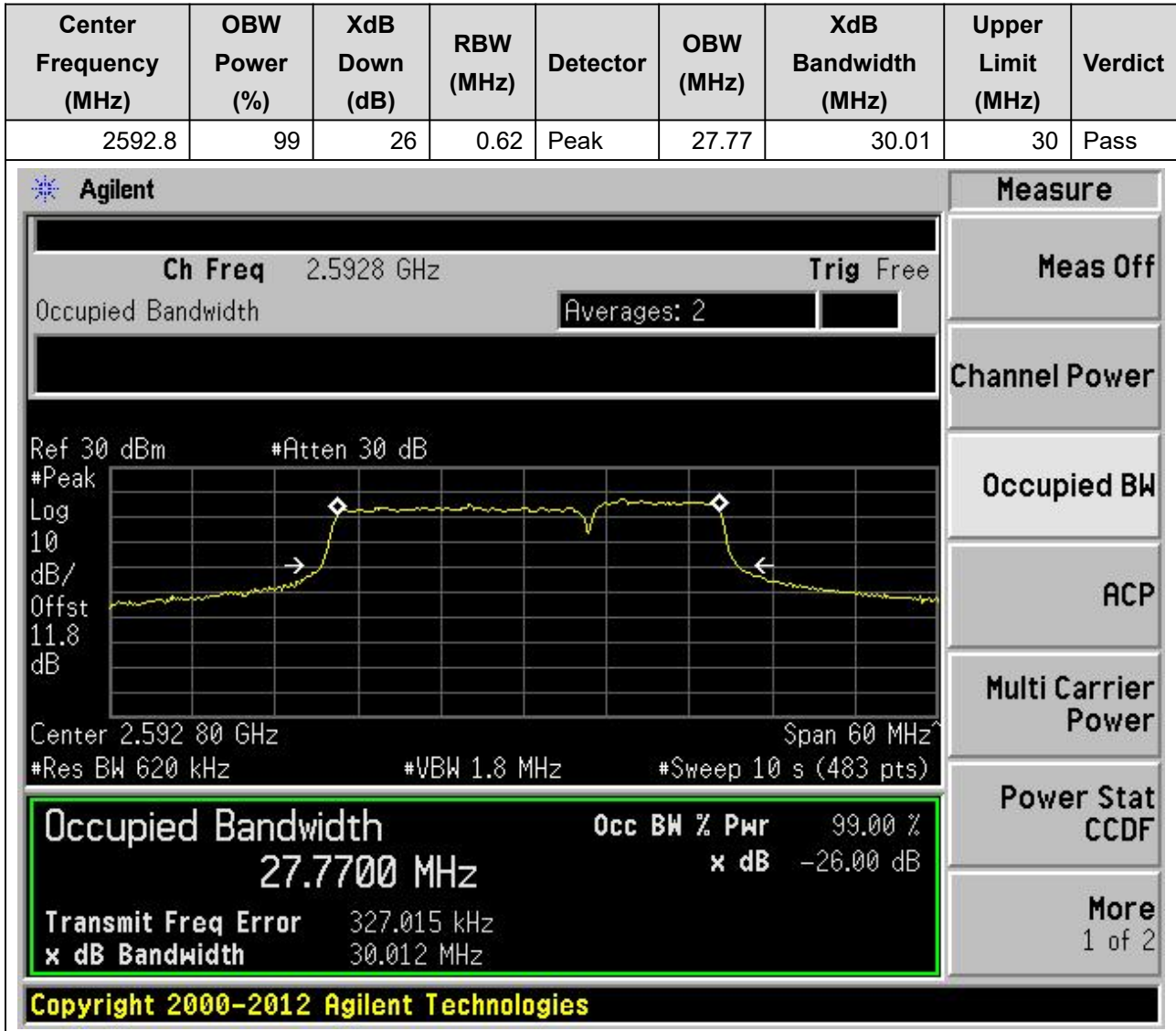
**21.6. LTE-A Occupied Bandwidth_Part22-24-27(NTNV)(Subtest:6,
Channel:40526|40670, Bandwidth:10|20MHz, Modulation:16QAM, RB
Number:Full|Full, RB Position:Low|Low)**



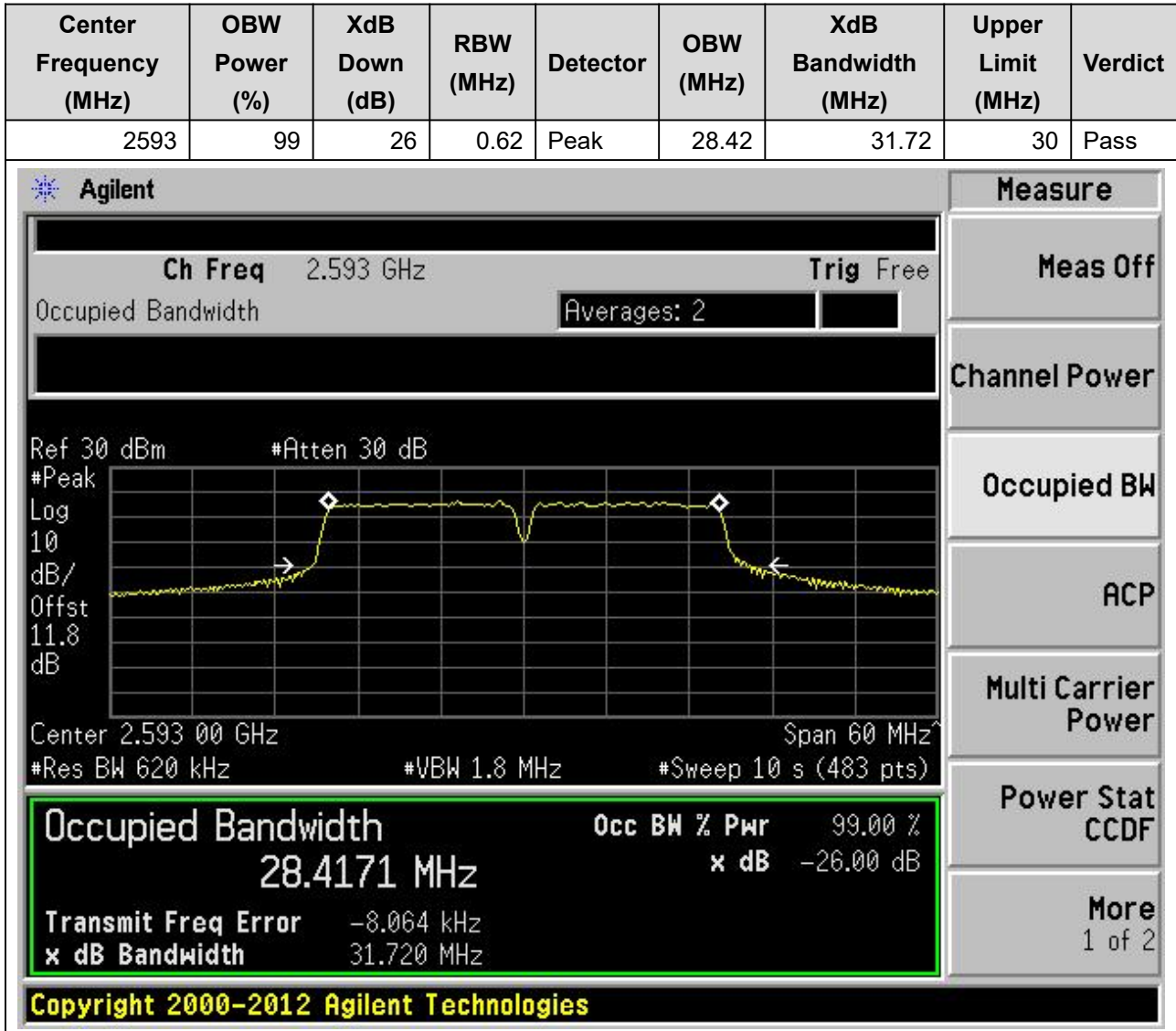
**21.7. LTE-A Occupied Bandwidth_Part22-24-27(NTNV)(Subtest:7,
Channel:40571|40715, Bandwidth:20|10MHz, Modulation:QPSK, RB
Number:Full|Full, RB Position:Low|Low)**



**21.8. LTE-A Occupied Bandwidth_Part22-24-27(NTNV)(Subtest:8,
Channel:40571|40715, Bandwidth:20|10MHz, Modulation:16QAM, RB
Number:Full|Full, RB Position:Low|Low)**



**21.9. LTE-A Occupied Bandwidth_Part22-24-27(NTNV)(Subtest:9,
Channel:40545|40695, Bandwidth:15|15MHz, Modulation:QPSK, RB
Number:Full|Full, RB Position:Low|Low)**



21.10. LTE-A Occupied Bandwidth_Part22-24-27(NTNV)(Subtest:10, Channel:40545|40695, Bandwidth:15|15MHz, Modulation:16QAM, RB Number:Full|Full, RB Position:Low|Low)

Center Frequency (MHz)	OBW Power (%)	XdB Down (dB)	RBW (MHz)	Detector	OBW (MHz)	XdB Bandwidth (MHz)	Upper Limit (MHz)	Verdict
2593	99	26	0.62	Peak	28.49	31.68	30	Pass

Agilent

Ch Freq 2.593 GHz Trig Free

Occupied Bandwidth Averages: 2

Ref 30 dBm #Atten 30 dB

#Peak Log 10 dB/ Offst 11.8 dB

Center 2.593 00 GHz Span 60 MHz

#Res BW 620 kHz #VBW 1.8 MHz #Sweep 10 s (483 pts)

Occupied Bandwidth Occ BW % Pwr 99.00 %

28.4932 MHz x dB -26.00 dB

Transmit Freq Error 10.009 kHz

x dB Bandwidth 31.678 MHz

Copyright 2000-2012 Agilent Technologies

Measure

Meas Off

Channel Power

Occupied BW

ACP

Multi Carrier Power

Power Stat CCDF

More 1 of 2

21.11. LTE-A Occupied Bandwidth_Part22-24-27(NTNV)(Subtest:11, Channel:40523|40694, Bandwidth:15|20MHz, Modulation:QPSK, RB Number:Full|Full, RB Position:Low|Low)

Center Frequency (MHz)	OBW Power (%)	XdB Down (dB)	RBW (MHz)	Detector	OBW (MHz)	XdB Bandwidth (MHz)	Upper Limit (MHz)	Verdict
2593.1	99	26	0.68	Peak	32.72	35.66	35	Pass

Agilent

Ch Freq 2.5931 GHz Trig Free

Occupied Bandwidth Averages: 2

Ref 30 dBm #Atten 30 dB

#Peak Log 10 dB/ Offst 11.8 dB

Center 2.593 10 GHz Span 70 MHz

#Res BW 680 kHz #VBW 2 MHz #Sweep 10 s (514 pts)

Occupied Bandwidth Occ BW % Pwr 99.00 %

32.7245 MHz x dB -26.00 dB

Transmit Freq Error -179.545 kHz

x dB Bandwidth 35.662 MHz

Measure

Meas Off

Channel Power

Occupied BW

ACP

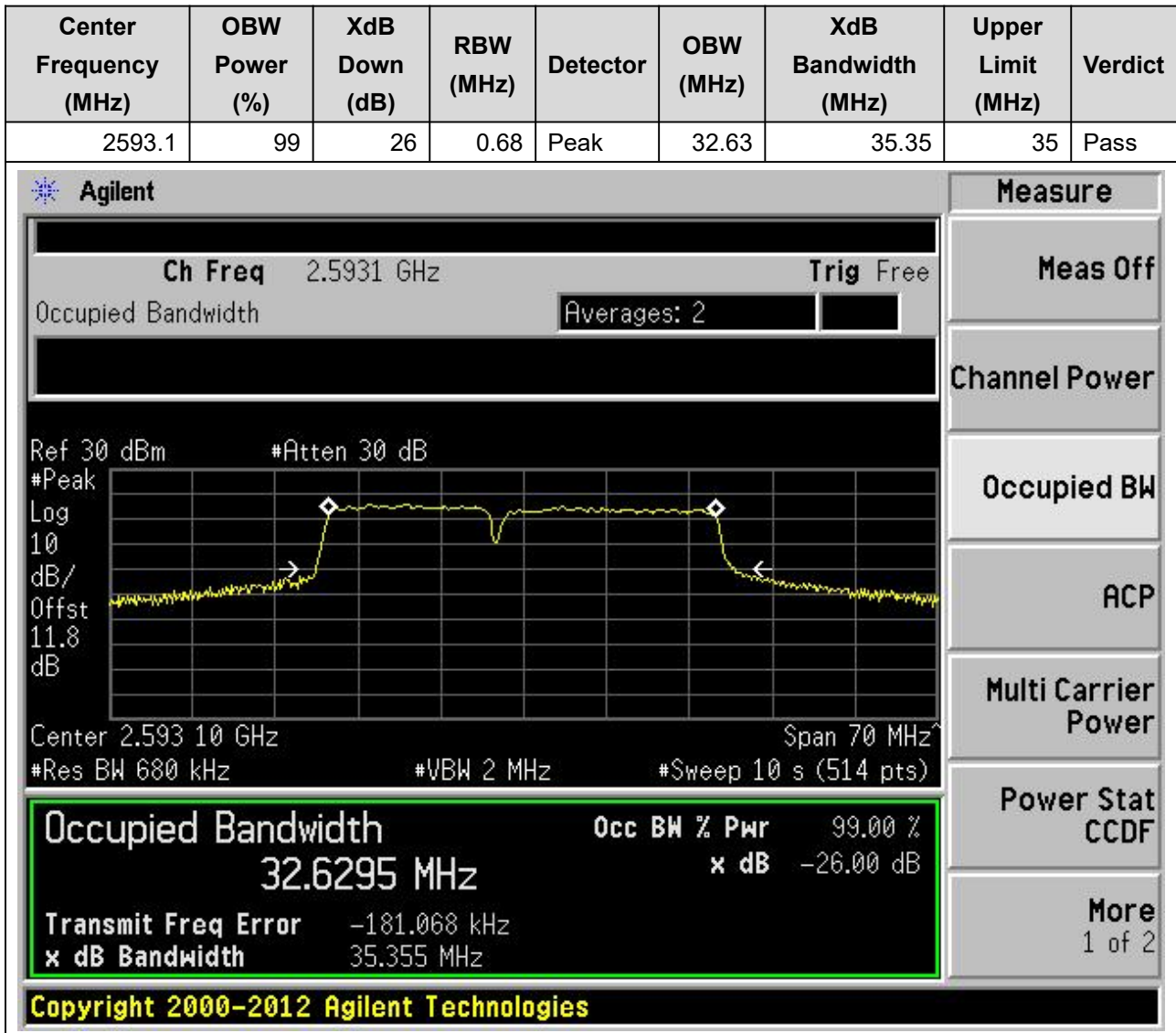
Multi Carrier Power

Power Stat CCDF

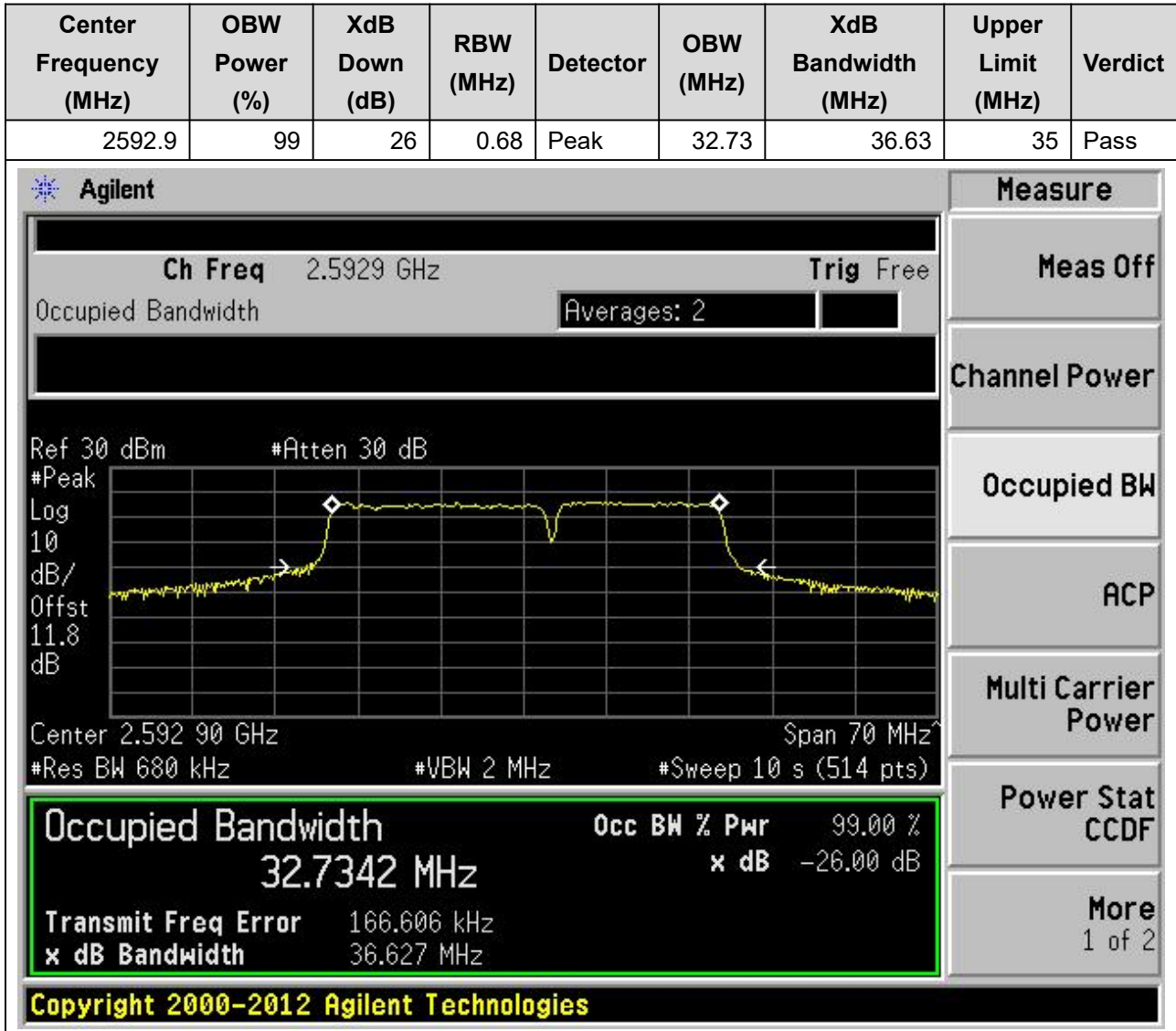
More 1 of 2

Copyright 2000-2012 Agilent Technologies

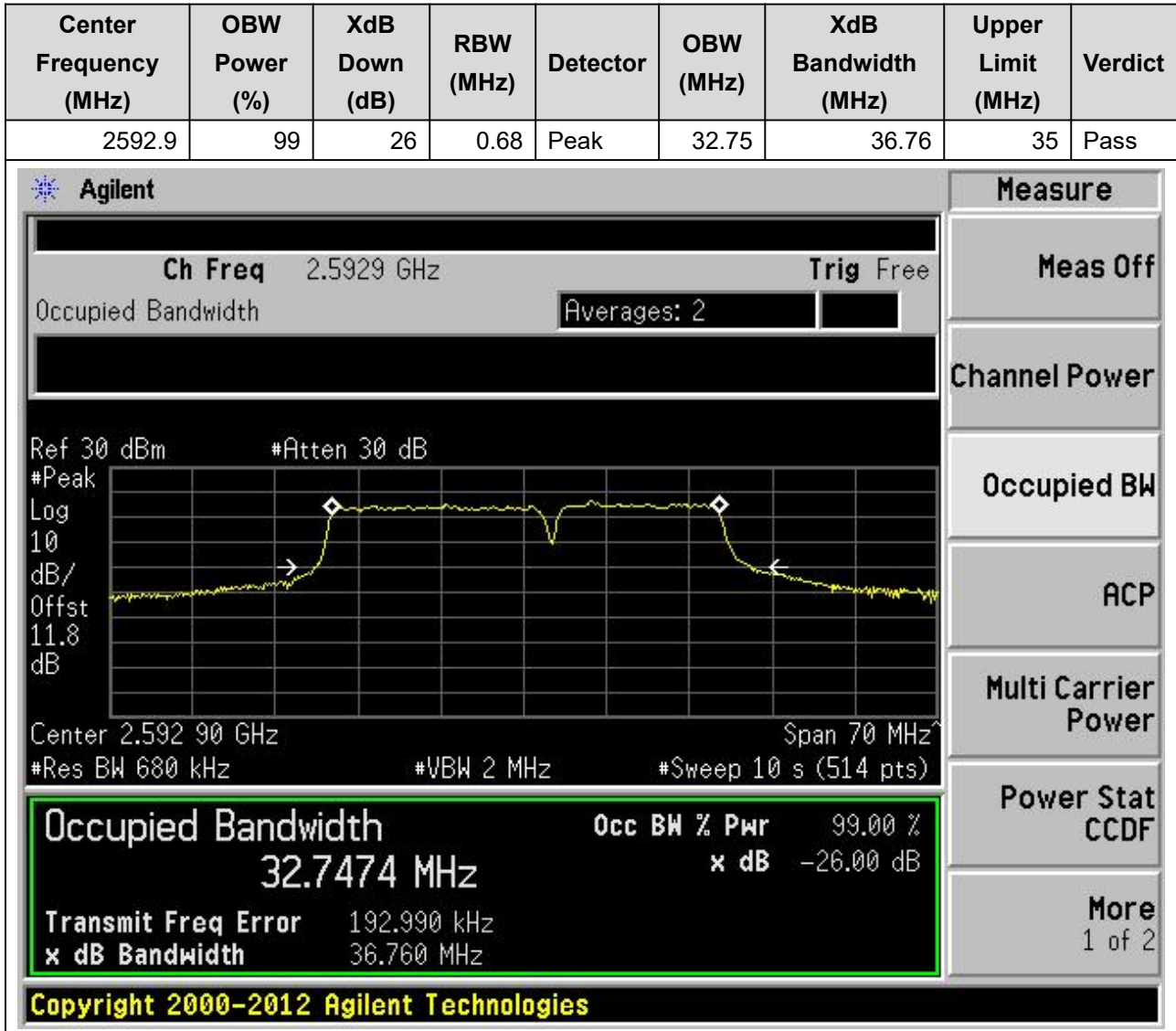
21.12. LTE-A Occupied Bandwidth_Part22-24-27(NTNV)(Subtest:12, Channel:40523|40694, Bandwidth:15|20MHz, Modulation:16QAM, RB Number:Full|Full, RB Position:Low|Low)



21.13. LTE-A Occupied Bandwidth_Part22-24-27(NTNV)(Subtest:13, Channel:40546|40717, Bandwidth:20|15MHz, Modulation:QPSK, RB Number:Full|Full, RB Position:Low|Low)



**21.14. LTE-A Occupied Bandwidth_Part22-24-27(NTNV)(Subtest:14,
Channel:40546|40717, Bandwidth:20|15MHz, Modulation:16QAM, RB
Number:Full|Full, RB Position:Low|Low)**



21.15. LTE-A Occupied Bandwidth_Part22-24-27(NTNV)(Subtest:15, Channel:40521|40719, Bandwidth:20|20MHz, Modulation:QPSK, RB Number:Full|Full, RB Position:Low|Low)

Center Frequency (MHz)	OBW Power (%)	XdB Down (dB)	RBW (MHz)	Detector	OBW (MHz)	XdB Bandwidth (MHz)	Upper Limit (MHz)	Verdict
2593	99	26	0.82	Peak	37.67	41.55	40	Pass

Agilent

Ch Freq 2.593 GHz Trig Free

Occupied Bandwidth Averages: 2

Ref 30 dBm #Atten 30 dB

#Peak Log 10 dB/ Offst 11.8 dB

Center 2.593 00 GHz Span 80 MHz

#Res BW 820 kHz #VBW 2.4 MHz #Sweep 10 s (487 pts)

Occupied Bandwidth Occ BW % Pwr 99.00 %

37.6688 MHz x dB -26.00 dB

Transmit Freq Error 40.933 kHz

x dB Bandwidth 41.555 MHz

Measure

Meas Off

Channel Power

Occupied BW

ACP

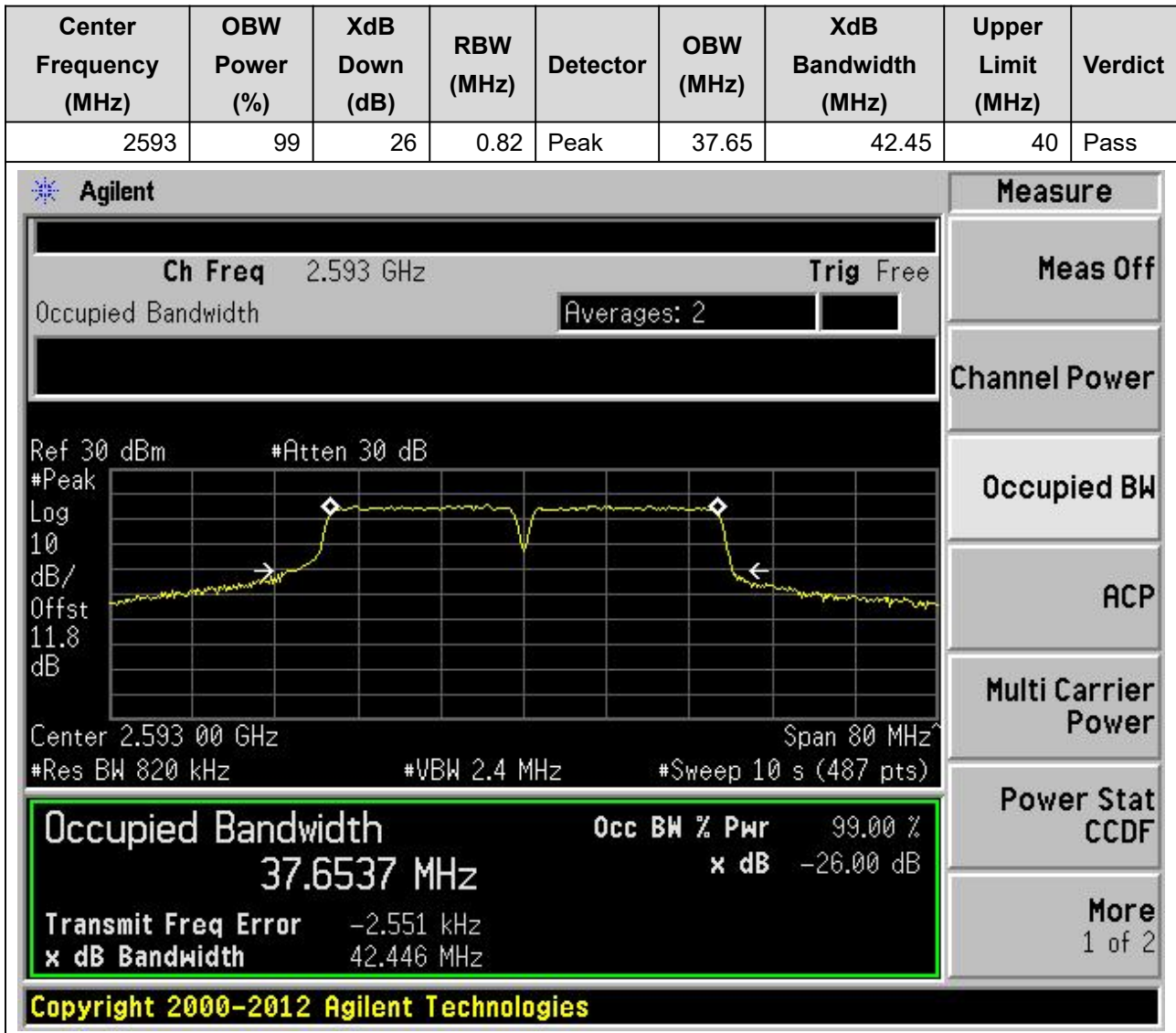
Multi Carrier Power

Power Stat CCDF

More 1 of 2

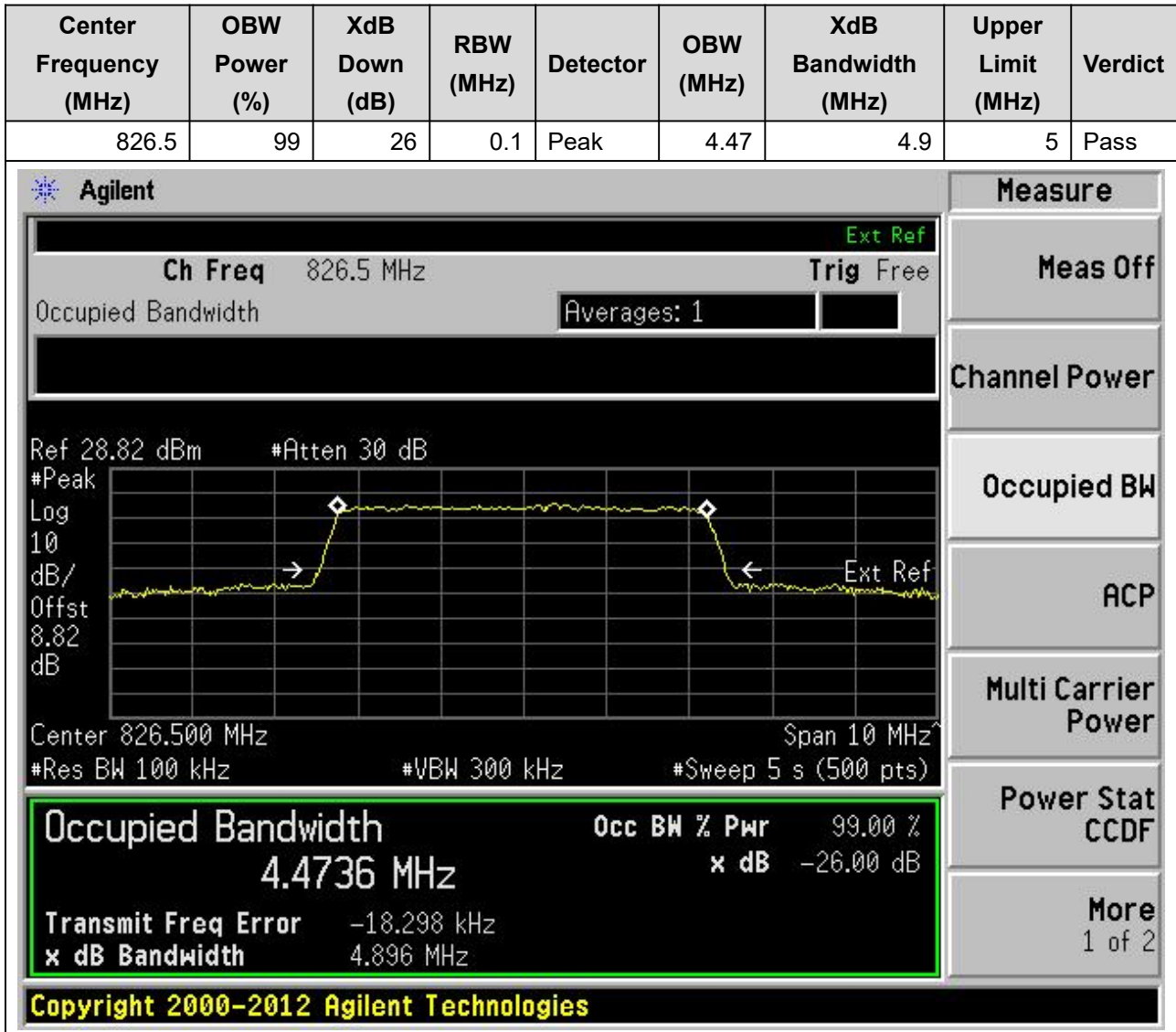
Copyright 2000-2012 Agilent Technologies

21.16. LTE-A Occupied Bandwidth_Part22-24-27(NTNV)(Subtest:16, Channel:40521|40719, Bandwidth:20|20MHz, Modulation:16QAM, RB Number:Full|Full, RB Position:Low|Low)



22. n5

22.1. Occupied Bandwidth for SA(NTNV)(Channel:165300, Bandwidth:5, SCS:15, OFDM:CP-OFDM, Modulation:QPSK, RB Number:25, RB Position:0)



22.2. Occupied Bandwidth for SA(NTNV)(Channel:167300, Bandwidth:5, SCS:15, OFDM:CP-OFDM, Modulation:QPSK, RB Number:25, RB Position:0)

Center Frequency (MHz)	OBW Power (%)	XdB Down (dB)	RBW (MHz)	Detector	OBW (MHz)	XdB Bandwidth (MHz)	Upper Limit (MHz)	Verdict
836.5	99	26	0.1	Peak	4.48	4.91	5	Pass

The screenshot displays the Agilent spectrum analyzer interface. The main display shows a spectrum plot with a yellow trace. The 'Occupied Bandwidth' measurement is highlighted in a green box. The results are as follows:

Measurement	Value
Occupied Bandwidth	4.4798 MHz
Occ BW % Pwr	99.00 %
x dB	-26.00 dB
Transmit Freq Error	-11.898 kHz
x dB Bandwidth	4.910 MHz

Additional parameters shown in the interface include: Ch Freq 836.5 MHz, Trig Free, Averages: 1, Ref 28.84 dBm, #Atten 30 dB, Center 836.500 MHz, Span 10 MHz, #Res BW 100 kHz, #VBW 300 kHz, #Sweep 5 s (500 pts).

Copyright 2000-2012 Agilent Technologies

22.3. Occupied Bandwidth for SA(NTNV)(Channel:169300, Bandwidth:5, SCS:15, OFDM:CP-OFDM, Modulation:QPSK, RB Number:25, RB Position:0)

Center Frequency (MHz)	OBW Power (%)	XdB Down (dB)	RBW (MHz)	Detector	OBW (MHz)	XdB Bandwidth (MHz)	Upper Limit (MHz)	Verdict
846.5	99	26	0.1	Peak	4.48	4.93	5	Pass

The screenshot displays the Agilent spectrum analyzer interface. The main display shows a spectrum plot with a yellow trace. The center frequency is 846.500 MHz and the span is 10 MHz. The occupied bandwidth is measured as 4.4756 MHz. The power level is 99.00% and the XdB bandwidth is -26.00 dB. The transmit frequency error is -20.526 kHz. The XdB bandwidth is 4.933 MHz. The interface includes a 'Measure' menu on the right with options like 'Meas Off', 'Channel Power', 'Occupied BW', 'ACP', 'Multi Carrier Power', 'Power Stat CCDF', and 'More'. The bottom of the screen shows the copyright information: 'Copyright 2000-2012 Agilent Technologies'.

Occupied Bandwidth	Occ BW % Pwr	99.00 %
4.4756 MHz	x dB	-26.00 dB
Transmit Freq Error		-20.526 kHz
x dB Bandwidth		4.933 MHz

22.4. Occupied Bandwidth for SA(NTNV)(Channel:165800, Bandwidth:10, SCS:15, OFDM:CP-OFDM, Modulation:QPSK, RB Number:52, RB Position:0)

Center Frequency (MHz)	OBW Power (%)	XdB Down (dB)	RBW (MHz)	Detector	OBW (MHz)	XdB Bandwidth (MHz)	Upper Limit (MHz)	Verdict
829	99	26	0.03	Peak	9.26	9.66	10	Pass

Agilent

Measure

Ch Freq 829 MHz
Trig Free

Occupied Bandwidth
Averages: 1

Ref 28.82 dBm
#Atten 30 dB

#Peak
Ext Ref

Log
dB/

10
Offst

8.82
dB

Center 829.000 MHz
Span 20 MHz

#Res BW 30 kHz
#VBW 1 MHz
#Sweep 5 s (3333 pts)

Occupied Bandwidth	Occ BW % Pwr 99.00 %
9.2625 MHz	x dB -26.00 dB
Transmit Freq Error	-14.779 kHz
x dB Bandwidth	9.656 MHz

Meas Off

Channel Power

Occupied BW

ACP

Multi Carrier Power

Power Stat

CCDF

More

1 of 2

Copyright 2000-2012 Agilent Technologies

22.5. Occupied Bandwidth for SA(NTNV)(Channel:167300, Bandwidth:10, SCS:15, OFDM:CP-OFDM, Modulation:QPSK, RB Number:52, RB Position:0)

Center Frequency (MHz)	OBW Power (%)	XdB Down (dB)	RBW (MHz)	Detector	OBW (MHz)	XdB Bandwidth (MHz)	Upper Limit (MHz)	Verdict
836.5	99	26	0.03	Peak	9.27	9.67	10	Pass

The screenshot displays the Agilent spectrum analyzer interface. The main display shows a spectrum plot with a yellow trace. The center frequency is 836.500 MHz, and the span is 20 MHz. The occupied bandwidth is highlighted in a green box at the bottom of the screen.

Occupied Bandwidth Measurement Results:

Occupied Bandwidth	9.2699 MHz	Occ BW % Pwr	99.00 %
		x dB	-26.00 dB
Transmit Freq Error	-5.640 kHz		
x dB Bandwidth	9.667 MHz		

Other parameters shown in the screenshot include: Ch Freq 836.5 MHz, Trig Free, Averages: 1, Ref 28.84 dBm, #Atten 30 dB, #Peak Log 10 dB/Offst 8.84 dB, #Res BW 30 kHz, #VBW 1 MHz, #Sweep 5 s (3333 pts), and Ext Ref.

Copyright 2000-2012 Agilent Technologies

22.6. Occupied Bandwidth for SA(NTNV)(Channel:168800, Bandwidth:10, SCS:15, OFDM:CP-OFDM, Modulation:QPSK, RB Number:52, RB Position:0)

Center Frequency (MHz)	OBW Power (%)	XdB Down (dB)	RBW (MHz)	Detector	OBW (MHz)	XdB Bandwidth (MHz)	Upper Limit (MHz)	Verdict
844	99	26	0.03	Peak	9.26	9.61	10	Pass

Agilent
Measure

Ch Freq 844 MHz Trig Free

Occupied Bandwidth Averages: 1

Ref 28.86 dBm #Atten 30 dB

#Peak Log 10 dB/ Offst 8.86 dB

Center 844.000 MHz Span 20 MHz

#Res BW 30 kHz #VBW 1 MHz #Sweep 5 s (3333 pts)

Meas Off

Channel Power

Occupied BW

ACP

Multi Carrier Power

Power Stat CCDF

More
1 of 2

Occupied Bandwidth

9.2571 MHz

Transmit Freq Error -9.731 kHz

x dB Bandwidth 9.611 MHz

Occ BW % Pwr 99.00 %

x dB -26.00 dB

Copyright 2000-2012 Agilent Technologies

22.7. Occupied Bandwidth for SA(NTNV)(Channel:166300, Bandwidth:15, SCS:15, OFDM:CP-OFDM, Modulation:QPSK, RB Number:79, RB Position:0)

Center Frequency (MHz)	OBW Power (%)	XdB Down (dB)	RBW (MHz)	Detector	OBW (MHz)	XdB Bandwidth (MHz)	Upper Limit (MHz)	Verdict
831.5	99	26	0.03	Peak	14.08	14.51	15	Pass

The screenshot displays the Agilent spectrum analyzer interface. The main display shows a spectrum plot with a yellow signal trace. The center frequency is 831.500 MHz, and the span is 30 MHz. The occupied bandwidth is measured as 14.0831 MHz, which is 99.00% of the 14.510 MHz channel bandwidth. The XdB down is -26.00 dB. The transmit frequency error is -16.243 kHz. The interface includes various measurement controls and a 'Measure' menu on the right side.

Occupied Bandwidth	Occ BW % Pwr	99.00 %
14.0831 MHz	x dB	-26.00 dB
Transmit Freq Error	-16.243 kHz	
x dB Bandwidth	14.510 MHz	

Copyright 2000-2012 Agilent Technologies

22.8. Occupied Bandwidth for SA(NTNV)(Channel:167300, Bandwidth:15, SCS:15, OFDM:CP-OFDM, Modulation:QPSK, RB Number:79, RB Position:0)

Center Frequency (MHz)	OBW Power (%)	XdB Down (dB)	RBW (MHz)	Detector	OBW (MHz)	XdB Bandwidth (MHz)	Upper Limit (MHz)	Verdict
836.5	99	26	0.03	Peak	14.11	14.56	15	Pass

Agilent
Measure

Ch Freq 836.5 MHz
Trig Free

Occupied Bandwidth
Averages: 1

Ref 28.84 dBm
#Atten 30 dB

#Peak
Ext Ref

Log
dB/

10
Offst

8.84
dB

Center 836.500 MHz
Span 30 MHz

#Res BW 30 kHz
#VBW 1 MHz
#Sweep 5 s (5000 pts)

Occupied Bandwidth
Occ BW % Pwr 99.00 %

14.1061 MHz
x dB -26.00 dB

Transmit Freq Error 2.741 kHz

x dB Bandwidth 14.557 MHz

Power Stat CCDF

More

1 of 2

Copyright 2000-2012 Agilent Technologies

22.9. Occupied Bandwidth for SA(NTNV)(Channel:168300, Bandwidth:15, SCS:15, OFDM:CP-OFDM, Modulation:QPSK, RB Number:79, RB Position:0)

Center Frequency (MHz)	OBW Power (%)	XdB Down (dB)	RBW (MHz)	Detector	OBW (MHz)	XdB Bandwidth (MHz)	Upper Limit (MHz)	Verdict
841.5	99	26	0.03	Peak	14.05	14.49	15	Pass

Agilent

Measure

Ch Freq 841.5 MHz
Trig Free

Occupied Bandwidth
Averages: 1

Ref 28.85 dBm
#Atten 30 dB

#Peak
Ext Ref

Log
dB/

10
Offst

8.85
dB

Center 841.500 MHz
Span 30 MHz

#Res BW 30 kHz
#VBW 1 MHz
#Sweep 5 s (5000 pts)

Occupied Bandwidth	Occ BW % Pwr 99.00 %
14.0542 MHz	x dB -26.00 dB
Transmit Freq Error	-6.747 kHz
x dB Bandwidth	14.494 MHz

Power Stat
CCDF

More
1 of 2

Copyright 2000-2012 Agilent Technologies

22.10. Occupied Bandwidth for SA(NTNV)(Channel:166800, Bandwidth:20, SCS:15, OFDM:CP-OFDM, Modulation:QPSK, RB Number:106, RB Position:0)

Center Frequency (MHz)	OBW Power (%)	XdB Down (dB)	RBW (MHz)	Detector	OBW (MHz)	XdB Bandwidth (MHz)	Upper Limit (MHz)	Verdict
834	99	26	0.03	Peak	18.93	19.45	20	Pass

Agilent

Measure

Ch Freq 834 MHz
Trig Free

Occupied Bandwidth
Averages: 1

Ref 28.83 dBm
#Atten 30 dB

#Peak
Ext Ref

Log
10

dB/
Offst

8.83
dB

Center 834.000 MHz
Span 40 MHz

#Res BW 30 kHz
#VBW 1 MHz
#Sweep 5 s (6666 pts)

Occupied Bandwidth	Occ BW % Pwr 99.00 %
18.9290 MHz	x dB -26.00 dB
Transmit Freq Error	-10.505 kHz
x dB Bandwidth	19.450 MHz

Copyright 2000-2012 Agilent Technologies

Meas Off

Channel Power

Occupied BW

ACP

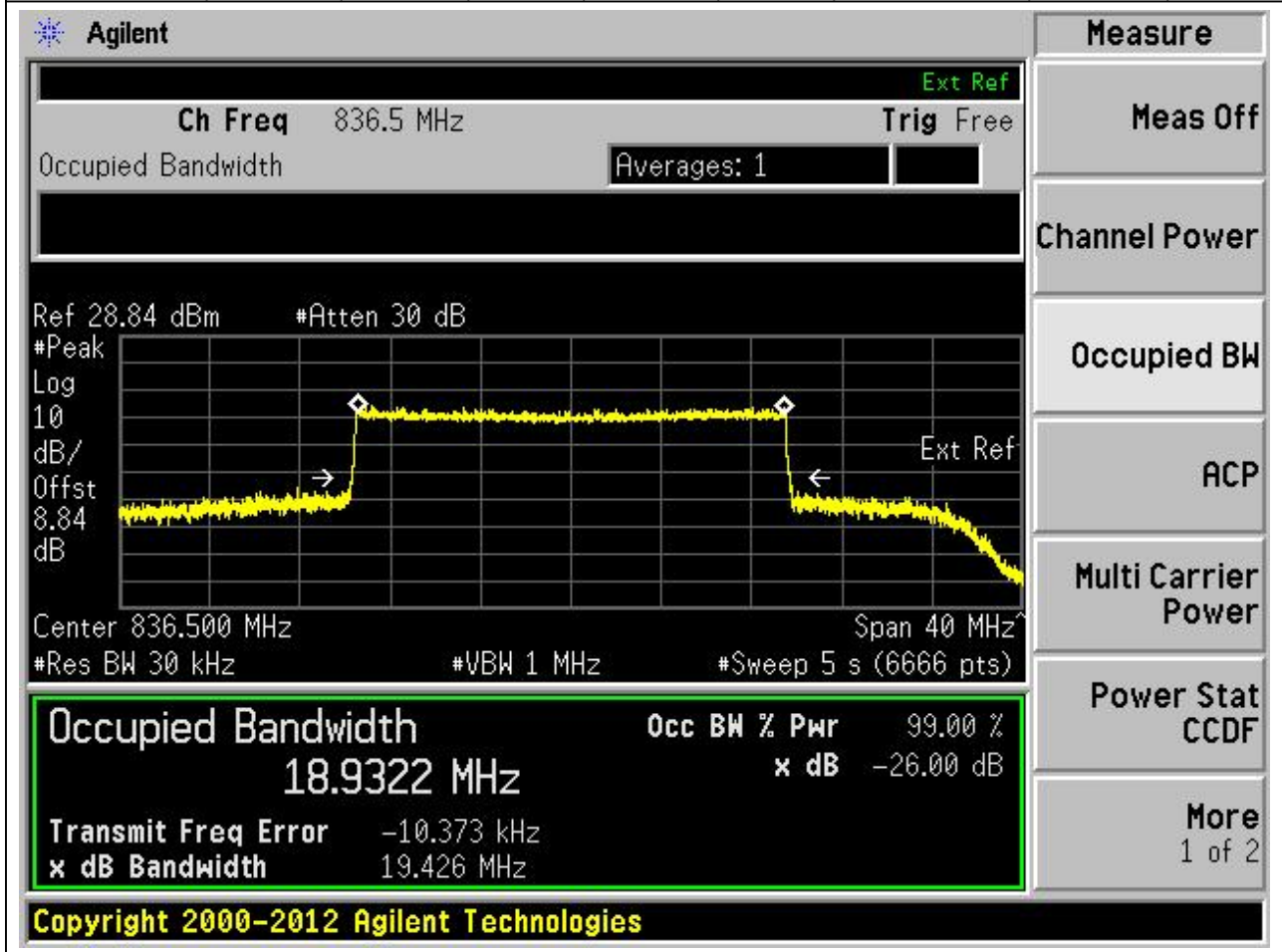
Multi Carrier Power

Power Stat CCDF

More
1 of 2

22.11. Occupied Bandwidth for SA(NTNV)(Channel:167300, Bandwidth:20, SCS:15, OFDM:CP-OFDM, Modulation:QPSK, RB Number:106, RB Position:0)

Center Frequency (MHz)	OBW Power (%)	XdB Down (dB)	RBW (MHz)	Detector	OBW (MHz)	XdB Bandwidth (MHz)	Upper Limit (MHz)	Verdict
836.5	99	26	0.03	Peak	18.93	19.43	20	Pass



22.12. Occupied Bandwidth for SA(NTNV)(Channel:167800, Bandwidth:20, SCS:15, OFDM:CP-OFDM, Modulation:QPSK, RB Number:106, RB Position:0)

Center Frequency (MHz)	OBW Power (%)	XdB Down (dB)	RBW (MHz)	Detector	OBW (MHz)	XdB Bandwidth (MHz)	Upper Limit (MHz)	Verdict
839	99	26	0.03	Peak	18.89	19.38	20	Pass

Agilent

Measure

Ch Freq 839 MHz
Trig Free

Occupied Bandwidth
Averages: 1

Ref 28.85 dBm
#Atten 30 dB

#Peak
Ext Ref

Log
10

dB/
Offst

8.85
dB

Center 839.000 MHz
Span 40 MHz

#Res BW 30 kHz
#VBW 1 MHz
#Sweep 5 s (6666 pts)

Occupied Bandwidth

18.8904 MHz

Occ BW % Pwr 99.00 %

x dB -26.00 dB

Transmit Freq Error -12.279 kHz

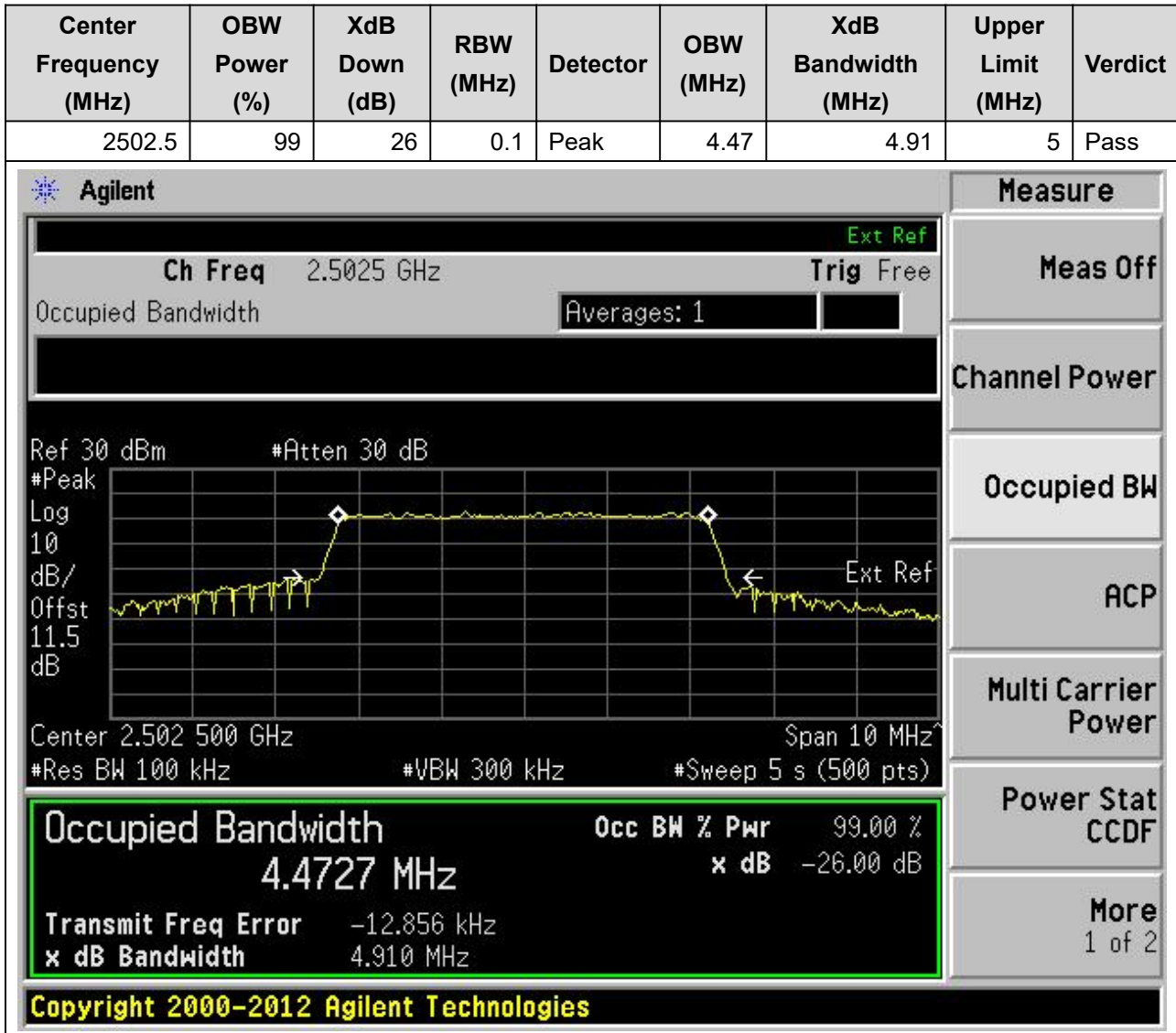
x dB Bandwidth 19.381 MHz

Power Stat CCDF
More 1 of 2

Copyright 2000-2012 Agilent Technologies

23. n7

23.1. Occupied Bandwidth for SA(NTNV)(Channel:500500, Bandwidth:5, SCS:15, OFDM:CP-OFDM, Modulation:QPSK, RB Number:25, RB Position:0)



23.2. Occupied Bandwidth for SA(NTNV)(Channel:507000, Bandwidth:5, SCS:15, OFDM:CP-OFDM, Modulation:QPSK, RB Number:25, RB Position:0)

Center Frequency (MHz)	OBW Power (%)	XdB Down (dB)	RBW (MHz)	Detector	OBW (MHz)	XdB Bandwidth (MHz)	Upper Limit (MHz)	Verdict
2535	99	26	0.1	Peak	4.47	4.92	5	Pass

Agilent
Measure

Ch Freq 2.535 GHz
Trig Free

Occupied Bandwidth
Averages: 1

Ref 30 dBm
#Atten 30 dB

#Peak
Ext Ref

Log
10

dB/
Offst

11.5
dB

Center 2.535 000 GHz
Span 10 MHz

#Res BW 100 kHz
#VBW 300 kHz
#Sweep 5 s (500 pts)

Occupied Bandwidth	Occ BW % Pwr 99.00 %
4.4697 MHz	x dB -26.00 dB
Transmit Freq Error	-14.037 kHz
x dB Bandwidth	4.919 MHz

Copyright 2000-2012 Agilent Technologies

Meas Off

Channel Power

Occupied BW

ACP

Multi Carrier Power

Power Stat CCDF

More
1 of 2

23.3. Occupied Bandwidth for SA(NTNV)(Channel:513500, Bandwidth:5, SCS:15, OFDM:CP-OFDM, Modulation:QPSK, RB Number:25, RB Position:0)

Center Frequency (MHz)	OBW Power (%)	XdB Down (dB)	RBW (MHz)	Detector	OBW (MHz)	XdB Bandwidth (MHz)	Upper Limit (MHz)	Verdict
2567.5	99	26	0.1	Peak	4.47	4.91	5	Pass

Agilent
Measure

Ch Freq 2.5675 GHz
Ext Ref

Occupied Bandwidth
Trig Free

Averages: 1

Ref 30 dBm
#Atten 30 dB

#Peak
Ext Ref

Log
 10
 dB/
 Offst
 11.6
 dB

Center 2.567 500 GHz
Span 10 MHz

#Res BW 100 kHz
#VBW 300 kHz
#Sweep 5 s (500 pts)

Occupied Bandwidth

4.4698 MHz

Occ BW % Pwr 99.00 %

x dB -26.00 dB

Transmit Freq Error -12.691 kHz

x dB Bandwidth 4.914 MHz

Meas Off
Channel Power
Occupied BW
ACP
Multi Carrier Power
Power Stat CCDF
More 1 of 2

Copyright 2000-2012 Agilent Technologies

23.4. Occupied Bandwidth for SA(NTNV)(Channel:501000, Bandwidth:10, SCS:15, OFDM:CP-OFDM, Modulation:QPSK, RB Number:52, RB Position:0)

Center Frequency (MHz)	OBW Power (%)	XdB Down (dB)	RBW (MHz)	Detector	OBW (MHz)	XdB Bandwidth (MHz)	Upper Limit (MHz)	Verdict
2505	99	26	0.03	Peak	9.27	9.66	10	Pass

The screenshot displays the Agilent spectrum analyzer interface. The main display shows a signal spectrum with a yellow trace. The center frequency is 2.505 GHz, and the span is 20 MHz. The occupied bandwidth is highlighted in green, showing a value of 9.2682 MHz. The power level is 99.00% and the XdB down is -26.00 dB. The interface includes various measurement buttons on the right side, such as 'Meas Off', 'Channel Power', 'Occupied BW', 'ACP', 'Multi Carrier Power', 'Power Stat CCDF', and 'More'. The bottom of the screen shows the copyright information: 'Copyright 2000-2012 Agilent Technologies'.

Occupied Bandwidth	Occ BW % Pwr	x dB
9.2682 MHz	99.00 %	-26.00 dB

Transmit Freq Error: -5.656 kHz
x dB Bandwidth: 9.664 MHz

Copyright 2000-2012 Agilent Technologies

23.5. Occupied Bandwidth for SA(NTNV)(Channel:507000, Bandwidth:10, SCS:15, OFDM:CP-OFDM, Modulation:QPSK, RB Number:52, RB Position:0)

Center Frequency (MHz)	OBW Power (%)	XdB Down (dB)	RBW (MHz)	Detector	OBW (MHz)	XdB Bandwidth (MHz)	Upper Limit (MHz)	Verdict
2535	99	26	0.03	Peak	9.27	9.64	10	Pass

Agilent
Measure

Ch Freq 2.535 GHz
Trig Free

Occupied Bandwidth
Averages: 1

Ref 30 dBm
#Atten 30 dB

#Peak
Ext Ref

Log
10

dB/
Offst

11.5
dB

Center 2.535 000 GHz
Span 20 MHz

#Res BW 30 kHz
#VBW 1 MHz
#Sweep 5 s (3333 pts)

Occupied Bandwidth
Occ BW % Pwr 99.00 %

9.2667 MHz
x dB -26.00 dB

Transmit Freq Error -6.746 kHz

x dB Bandwidth 9.640 MHz

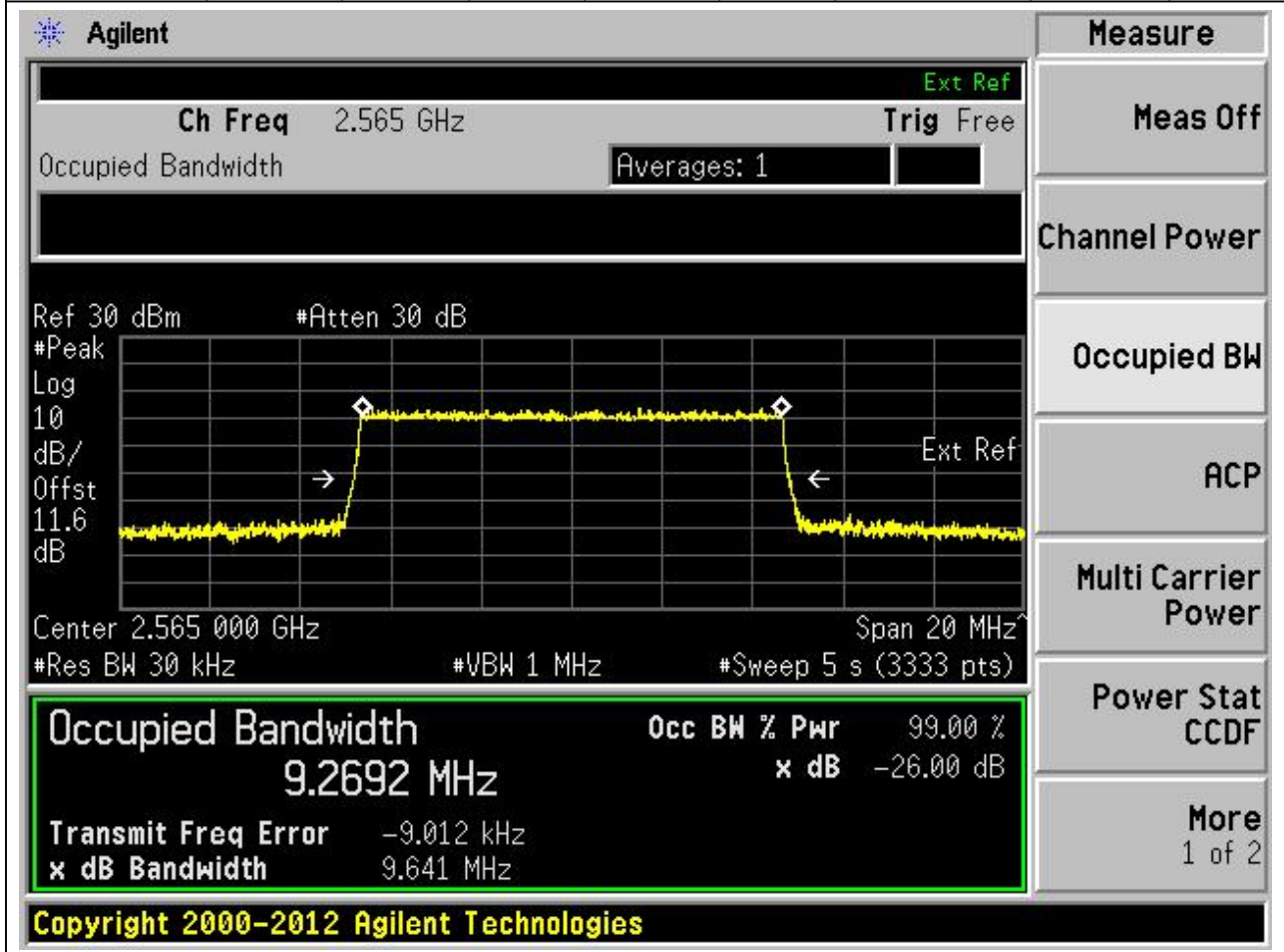
Power Stat CCDF

More
1 of 2

Copyright 2000-2012 Agilent Technologies

23.6. Occupied Bandwidth for SA(NTNV)(Channel:513000, Bandwidth:10, SCS:15, OFDM:CP-OFDM, Modulation:QPSK, RB Number:52, RB Position:0)

Center Frequency (MHz)	OBW Power (%)	XdB Down (dB)	RBW (MHz)	Detector	OBW (MHz)	XdB Bandwidth (MHz)	Upper Limit (MHz)	Verdict
2565	99	26	0.03	Peak	9.27	9.64	10	Pass



23.7. Occupied Bandwidth for SA(NTNV)(Channel:501500, Bandwidth:15, SCS:15, OFDM:CP-OFDM, Modulation:QPSK, RB Number:79, RB Position:0)

Center Frequency (MHz)	OBW Power (%)	XdB Down (dB)	RBW (MHz)	Detector	OBW (MHz)	XdB Bandwidth (MHz)	Upper Limit (MHz)	Verdict
2507.5	99	26	0.03	Peak	14.07	14.53	15	Pass

The screenshot displays the Agilent spectrum analyzer interface. The main display shows a spectrum plot with a yellow signal trace. The plot is centered at 2.5075 GHz with a span of 30 MHz. The signal level is approximately 11.5 dB. The occupied bandwidth is highlighted with a green box and shows a value of 14.0669 MHz. The power level is 99.00% and the XdB bandwidth is -26.00 dB. The interface also shows various measurement parameters and a list of available measurement functions on the right side.

Occupied Bandwidth	Occ BW % Pwr	99.00 %
14.0669 MHz	x dB	-26.00 dB
Transmit Freq Error	2.089 kHz	
x dB Bandwidth	14.533 MHz	

Copyright 2000-2012 Agilent Technologies

23.8. Occupied Bandwidth for SA(NTNV)(Channel:507000, Bandwidth:15, SCS:15, OFDM:CP-OFDM, Modulation:QPSK, RB Number:79, RB Position:0)

Center Frequency (MHz)	OBW Power (%)	XdB Down (dB)	RBW (MHz)	Detector	OBW (MHz)	XdB Bandwidth (MHz)	Upper Limit (MHz)	Verdict
2535	99	26	0.03	Peak	14.08	14.52	15	Pass

The screenshot displays the Agilent spectrum analyzer interface. The main display shows a signal spectrum with a yellow trace. The 'Occupied Bandwidth' measurement is highlighted in a green box. The measurement results are as follows:

Measurement	Value
Occupied Bandwidth	14.0831 MHz
Occ BW % Pwr	99.00 %
x dB	-26.00 dB
Transmit Freq Error	-1.154 kHz
x dB Bandwidth	14.522 MHz

Additional parameters shown in the interface include: Ch Freq 2.535 GHz, Trig Free, Averages: 1, Ref 30 dBm, #Atten 30 dB, #Peak Log, 10 dB/Offst, 11.5 dB, Center 2.535 000 GHz, Span 30 MHz, #Res BW 30 kHz, #VBW 1 MHz, #Sweep 5 s (5000 pts).

Copyright 2000-2012 Agilent Technologies

23.9. Occupied Bandwidth for SA(NTNV)(Channel:512500, Bandwidth:15, SCS:15, OFDM:CP-OFDM, Modulation:QPSK, RB Number:79, RB Position:0)

Center Frequency (MHz)	OBW Power (%)	XdB Down (dB)	RBW (MHz)	Detector	OBW (MHz)	XdB Bandwidth (MHz)	Upper Limit (MHz)	Verdict
2562.5	99	26	0.03	Peak	14.1	14.54	15	Pass

Agilent
Measure

Ch Freq 2.5625 GHz
Ext Ref

Occupied Bandwidth
Trig Free

Averages: 1

Ref 30 dBm
#Atten 30 dB

#Peak
Ext Ref

Log
 10
 dB/
 Offst
 11.6
 dB

Center 2.562 500 GHz
Span 30 MHz

#Res BW 30 kHz
#VBW 1 MHz
#Sweep 5 s (5000 pts)

Occupied Bandwidth	Occ BW % Pwr	99.00 %
14.0991 MHz	x dB	-26.00 dB
Transmit Freq Error	-3.960 kHz	
x dB Bandwidth	14.539 MHz	

Channel Power
Occupied BW

ACP
Multi Carrier Power

Power Stat
CCDF

More
1 of 2

Copyright 2000-2012 Agilent Technologies

23.10. Occupied Bandwidth for SA(NTNV)(Channel:502000, Bandwidth:20, SCS:15, OFDM:CP-OFDM, Modulation:QPSK, RB Number:106, RB Position:0)

Center Frequency (MHz)	OBW Power (%)	XdB Down (dB)	RBW (MHz)	Detector	OBW (MHz)	XdB Bandwidth (MHz)	Upper Limit (MHz)	Verdict
2510	99	26	0.03	Peak	18.88	19.4	20	Pass

Agilent
Measure

Ch Freq 2.51 GHz
Ext Ref

Occupied Bandwidth
Trig Free

Averages: 1

Ref 30 dBm
#Atten 30 dB

#Peak
Ext Ref

Log
 10
 dB/
 Offst
 11.5
 dB

Center 2.510 000 GHz
Span 40 MHz

#Res BW 30 kHz
#VBW 1 MHz
#Sweep 5 s (6666 pts)

Occupied Bandwidth	Occ BW % Pwr	99.00 %
18.8808 MHz	x dB	-26.00 dB
Transmit Freq Error	5.785 kHz	
x dB Bandwidth	19.397 MHz	

Power Stat
CCDF

More
1 of 2

Copyright 2000-2012 Agilent Technologies

23.11. Occupied Bandwidth for SA(NTNV)(Channel:507000, Bandwidth:20, SCS:15, OFDM:CP-OFDM, Modulation:QPSK, RB Number:106, RB Position:0)

Center Frequency (MHz)	OBW Power (%)	XdB Down (dB)	RBW (MHz)	Detector	OBW (MHz)	XdB Bandwidth (MHz)	Upper Limit (MHz)	Verdict
2535	99	26	0.03	Peak	18.89	19.38	20	Pass

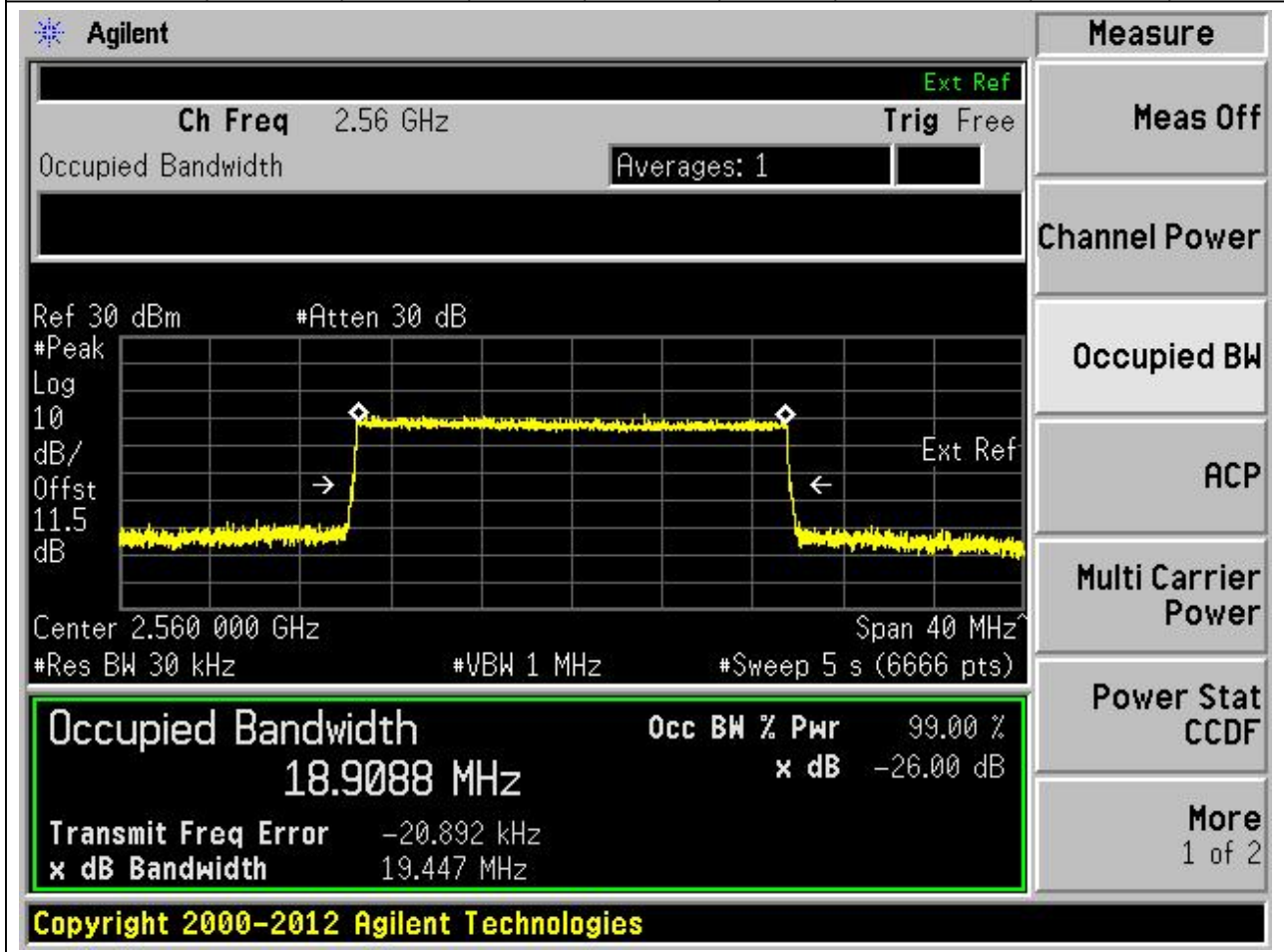
The screenshot displays the Agilent spectrum analyzer interface. The main display shows a spectrum plot with a yellow signal trace. The plot is centered at 2.535 GHz with a span of 40 MHz. The signal level is approximately 11.5 dB. The occupied bandwidth is highlighted in green, showing a value of 18.8874 MHz. The power level is 99.00% and the XdB down is -26.00 dB. The interface also shows various measurement parameters and a list of available measurement functions on the right side.

Occupied Bandwidth		Occ BW % Pwr	99.00 %
18.8874 MHz		x dB	-26.00 dB
Transmit Freq Error		-6.089 kHz	
x dB Bandwidth		19.376 MHz	

Copyright 2000-2012 Agilent Technologies

23.12. Occupied Bandwidth for SA(NTNV)(Channel:512000, Bandwidth:20, SCS:15, OFDM:CP-OFDM, Modulation:QPSK, RB Number:106, RB Position:0)

Center Frequency (MHz)	OBW Power (%)	XdB Down (dB)	RBW (MHz)	Detector	OBW (MHz)	XdB Bandwidth (MHz)	Upper Limit (MHz)	Verdict
2560	99	26	0.03	Peak	18.91	19.45	20	Pass



23.13. Occupied Bandwidth for SA(NTNV)(Channel:502500, Bandwidth:25, SCS:15, OFDM:CP-OFDM, Modulation:QPSK, RB Number:133, RB Position:0)

Center Frequency (MHz)	OBW Power (%)	XdB Down (dB)	RBW (MHz)	Detector	OBW (MHz)	XdB Bandwidth (MHz)	Upper Limit (MHz)	Verdict
2512.5	99	26	1	Peak	24.08	26.19	25	Pass

Agilent
Measure

Ch Freq 2.5125 GHz
Trig Free

Occupied Bandwidth
Averages: 1

Ref 30 dBm
#Atten 30 dB

#Peak
Ext Ref

Log
dB/

10
Offst

11.5
dB

Center 2.512 500 GHz
Span 50 MHz

#Res BW 1 MHz
#VBW 3 MHz
#Sweep 5 s (401 pts)

Occupied Bandwidth
Occ BW % Pwr 99.00 %

24.0762 MHz
x dB -26.00 dB

Transmit Freq Error 16.069 kHz

x dB Bandwidth 26.193 MHz

Power Stat CCDF

More

1 of 2

Copyright 2000-2012 Agilent Technologies

23.14. Occupied Bandwidth for SA(NTNV)(Channel:507000, Bandwidth:25, SCS:15, OFDM:CP-OFDM, Modulation:QPSK, RB Number:133, RB Position:0)

Center Frequency (MHz)	OBW Power (%)	XdB Down (dB)	RBW (MHz)	Detector	OBW (MHz)	XdB Bandwidth (MHz)	Upper Limit (MHz)	Verdict
2535	99	26	1	Peak	24.12	26.18	25	Pass

Agilent
Measure

Ch Freq 2.535 GHz
Ext Ref

Occupied Bandwidth
Trig Free

Averages: 1

Ref 30 dBm
#Atten 30 dB

#Peak
Ext Ref

Log 10 dB/Offst 11.5 dB

Center 2.535 000 GHz
Span 50 MHz

#Res BW 1 MHz
#VBW 3 MHz
#Sweep 5 s (401 pts)

Occupied Bandwidth	Occ BW % Pwr	99.00 %
24.1248 MHz	x dB	-26.00 dB
Transmit Freq Error	-20.866 kHz	
x dB Bandwidth	26.179 MHz	

Meas Off
Channel Power
Occupied BW
ACP
Multi Carrier Power
Power Stat CCDF
More 1 of 2

Copyright 2000-2012 Agilent Technologies

23.15. Occupied Bandwidth for SA(NTNV)(Channel:511500, Bandwidth:25, SCS:15, OFDM:CP-OFDM, Modulation:QPSK, RB Number:133, RB Position:0)

Center Frequency (MHz)	OBW Power (%)	XdB Down (dB)	RBW (MHz)	Detector	OBW (MHz)	XdB Bandwidth (MHz)	Upper Limit (MHz)	Verdict
2557.5	99	26	1	Peak	24.09	26.15	25	Pass

Agilent

Measure

Ch Freq 2.5575 GHz
Trig Free

Occupied Bandwidth
Averages: 1

Ref 30 dBm
#Atten 30 dB

#Peak
Ext Ref

Log
Ext Ref

10

dB/

Offst

11.5

dB

Center 2.557 500 GHz
Span 50 MHz

#Res BW 1 MHz
#VBW 3 MHz
#Sweep 5 s (401 pts)

Occupied Bandwidth	Occ BW % Pwr 99.00 %
24.0867 MHz	x dB -26.00 dB
Transmit Freq Error	-52.437 kHz
x dB Bandwidth	26.150 MHz

Power Stat
More

CCDF
1 of 2

Copyright 2000-2012 Agilent Technologies

23.16. Occupied Bandwidth for SA(NTNV)(Channel:503000, Bandwidth:30, SCS:15, OFDM:CP-OFDM, Modulation:QPSK, RB Number:160, RB Position:0)

Center Frequency (MHz)	OBW Power (%)	XdB Down (dB)	RBW (MHz)	Detector	OBW (MHz)	XdB Bandwidth (MHz)	Upper Limit (MHz)	Verdict
2515	99	26	1	Peak	28.87	31.02	30	Pass

Agilent
Measure

Ch Freq 2.515 GHz
Trig Free

Occupied Bandwidth
Averages: 1

Ref 30 dBm
#Atten 30 dB

#Peak
Ext Ref

Log
Ext Ref

10

dB/

Offst

11.5

dB

Center 2.515 00 GHz
Span 60 MHz

#Res BW 1 MHz
#VBW 3 MHz
#Sweep 5 s (401 pts)

Occupied Bandwidth
Occ BW % Pwr 99.00 %

28.8653 MHz
x dB -26.00 dB

Transmit Freq Error 43.476 kHz

x dB Bandwidth 31.016 MHz

Copyright 2000-2012 Agilent Technologies

Meas Off

Channel Power

Occupied BW

ACP

Multi Carrier Power

Power Stat CCDF

More
1 of 2

23.17. Occupied Bandwidth for SA(NTNV)(Channel:507000, Bandwidth:30, SCS:15, OFDM:CP-OFDM, Modulation:QPSK, RB Number:160, RB Position:0)

Center Frequency (MHz)	OBW Power (%)	XdB Down (dB)	RBW (MHz)	Detector	OBW (MHz)	XdB Bandwidth (MHz)	Upper Limit (MHz)	Verdict
2535	99	26	1	Peak	28.93	31.07	30	Pass

Agilent
Measure

Ch Freq 2.535 GHz
Ext Ref

Occupied Bandwidth
Trig Free

Averages: 1

Ref 30 dBm
#Atten 30 dB

#Peak
Ext Ref

Log 10 dB/Offst 11.5 dB
 Center 2.535 00 GHz Span 60 MHz
 #Res BW 1 MHz #VBW 3 MHz #Sweep 5 s (401 pts)

Occupied Bandwidth	Occ BW % Pwr	99.00 %
28.9282 MHz	x dB	-26.00 dB
Transmit Freq Error	50.746 kHz	
x dB Bandwidth	31.068 MHz	

Copyright 2000-2012 Agilent Technologies

Meas Off

Channel Power

Occupied BW

ACP

Multi Carrier Power

Power Stat CCDF

More
1 of 2

23.18. Occupied Bandwidth for SA(NTNV)(Channel:511000, Bandwidth:30, SCS:15, OFDM:CP-OFDM, Modulation:QPSK, RB Number:160, RB Position:0)

Center Frequency (MHz)	OBW Power (%)	XdB Down (dB)	RBW (MHz)	Detector	OBW (MHz)	XdB Bandwidth (MHz)	Upper Limit (MHz)	Verdict
2555	99	26	1	Peak	28.92	31.06	30	Pass

Agilent
Measure

Ch Freq 2.555 GHz
Trig Free

Occupied Bandwidth
Averages: 1

Ref 30 dBm
#Atten 30 dB

#Peak
Ext Ref

Log
dB/

10
Offst

11.5
dB

Center 2.555 00 GHz
Span 60 MHz

#Res BW 1 MHz
#VBW 3 MHz
#Sweep 5 s (401 pts)

Occupied Bandwidth	Occ BW % Pwr 99.00 %
28.9237 MHz	x dB -26.00 dB
Transmit Freq Error 11.016 kHz	
x dB Bandwidth 31.063 MHz	

Power Stat CCDF
More

1 of 2

Copyright 2000-2012 Agilent Technologies

23.19. Occupied Bandwidth for SA(NTNV)(Channel:504000, Bandwidth:40, SCS:15, OFDM:CP-OFDM, Modulation:QPSK, RB Number:216, RB Position:0)

Center Frequency (MHz)	OBW Power (%)	XdB Down (dB)	RBW (MHz)	Detector	OBW (MHz)	XdB Bandwidth (MHz)	Upper Limit (MHz)	Verdict
2520	99	26	1	Peak	38.64	41.15	40	Pass

Agilent

Measure
 Meas Off
 Channel Power
 Occupied BW
 ACP
 Multi Carrier Power
 Power Stat CCDF
 More
 1 of 2

Ch Freq 2.52 GHz
Ext Ref

Occupied Bandwidth
Averages: 1

Ref 30 dBm #Atten 30 dB

Center 2.520 0 GHz Span 80 MHz
 #Res BW 1 MHz #VBW 3 MHz #Sweep 5 s (401 pts)

Occupied Bandwidth	Occ BW % Pwr	99.00 %
38.6354 MHz	x dB	-26.00 dB
Transmit Freq Error	-27.451 kHz	
x dB Bandwidth	41.151 MHz	

Copyright 2000-2012 Agilent Technologies

23.20. Occupied Bandwidth for SA(NTNV)(Channel:507000, Bandwidth:40, SCS:15, OFDM:CP-OFDM, Modulation:QPSK, RB Number:216, RB Position:0)

Center Frequency (MHz)	OBW Power (%)	XdB Down (dB)	RBW (MHz)	Detector	OBW (MHz)	XdB Bandwidth (MHz)	Upper Limit (MHz)	Verdict
2535	99	26	1	Peak	38.71	41.19	40	Pass

Agilent
Measure

Ch Freq 2.535 GHz
Ext Ref

Occupied Bandwidth
Trig Free

Averages: 1

Ref 30 dBm
#Atten 30 dB

#Peak
Ext Ref

Log 10 dB/Offst 11.5 dB

Center 2.535 0 GHz
Span 80 MHz

#Res BW 1 MHz
#VBW 3 MHz
#Sweep 5 s (401 pts)

Occupied Bandwidth	Occ BW % Pwr	99.00 %
38.7083 MHz	x dB	-26.00 dB
Transmit Freq Error	-60.898 kHz	
x dB Bandwidth	41.187 MHz	

Meas Off
Channel Power
Occupied BW
ACP
Multi Carrier Power
Power Stat CCDF
More 1 of 2

Copyright 2000-2012 Agilent Technologies

23.21. Occupied Bandwidth for SA(NTNV)(Channel:510000, Bandwidth:40, SCS:15, OFDM:CP-OFDM, Modulation:QPSK, RB Number:216, RB Position:0)

Center Frequency (MHz)	OBW Power (%)	XdB Down (dB)	RBW (MHz)	Detector	OBW (MHz)	XdB Bandwidth (MHz)	Upper Limit (MHz)	Verdict
2550	99	26	1	Peak	38.69	41.16	40	Pass

The screenshot displays the Agilent spectrum analyzer interface. The main display shows a spectrum plot with a yellow trace. The center frequency is 2.55 GHz, and the span is 80 MHz. The occupied bandwidth is highlighted as 38.6919 MHz. The power level is 99.00% and the XdB down is -26.00 dB. The interface includes various measurement buttons on the right side, such as 'Meas Off', 'Channel Power', 'Occupied BW', 'ACP', 'Multi Carrier Power', 'Power Stat CCDF', and 'More'. The bottom of the screen shows the copyright information: 'Copyright 2000-2012 Agilent Technologies'.

Occupied Bandwidth	Occ BW % Pwr	99.00 %
38.6919 MHz	x dB	-26.00 dB
Transmit Freq Error	-100.158 kHz	
x dB Bandwidth	41.162 MHz	

23.22. Occupied Bandwidth for SA(NTNV)(Channel:505000, Bandwidth:50, SCS:15, OFDM:CP-OFDM, Modulation:QPSK, RB Number:270, RB Position:0)

Center Frequency (MHz)	OBW Power (%)	XdB Down (dB)	RBW (MHz)	Detector	OBW (MHz)	XdB Bandwidth (MHz)	Upper Limit (MHz)	Verdict
2525	99	26	1	Peak	48.31	50.92	50	Pass

Agilent

Measure
 Meas Off
 Channel Power
 Occupied BW
 ACP
 Multi Carrier Power
 Power Stat CCDF
 More
 1 of 2

Ch Freq 2.525 GHz
Trig Free

Occupied Bandwidth Averages: 1

Ref 30 dBm
#Atten 30 dB

#Peak
 Log
 10
 dB/
 Offst
 11.5
 dB

Center 2.525 00 GHz
Span 100 MHz

#Res BW 1 MHz
#VBW 3 MHz
#Sweep 5 s (500 pts)

Occupied Bandwidth	Occ BW % Pwr 99.00 %
48.3113 MHz	x dB -26.00 dB
Transmit Freq Error	-98.706 kHz
x dB Bandwidth	50.918 MHz

Copyright 2000-2012 Agilent Technologies

23.23. Occupied Bandwidth for SA(NTNV)(Channel:507000, Bandwidth:50, SCS:15, OFDM:CP-OFDM, Modulation:QPSK, RB Number:270, RB Position:0)

Center Frequency (MHz)	OBW Power (%)	XdB Down (dB)	RBW (MHz)	Detector	OBW (MHz)	XdB Bandwidth (MHz)	Upper Limit (MHz)	Verdict
2535	99	26	1	Peak	48.29	50.89	50	Pass

Agilent
Measure

Ch Freq 2.535 GHz
Trig Free

Occupied Bandwidth
Averages: 1

Ref 30 dBm
#Atten 30 dB

#Peak
Ext Ref

Log
dB/

10
Offst

11.5
dB

Center 2.535 00 GHz
Span 100 MHz

#Res BW 1 MHz
#VBW 3 MHz
#Sweep 5 s (500 pts)

Occupied Bandwidth
Occ BW % Pwr 99.00 %

48.2890 MHz
x dB -26.00 dB

Transmit Freq Error -156.617 kHz

x dB Bandwidth 50.891 MHz

Power Stat CCDF

More 1 of 2

Copyright 2000-2012 Agilent Technologies

23.24. Occupied Bandwidth for SA(NTNV)(Channel:509000, Bandwidth:50, SCS:15, OFDM:CP-OFDM, Modulation:QPSK, RB Number:270, RB Position:0)

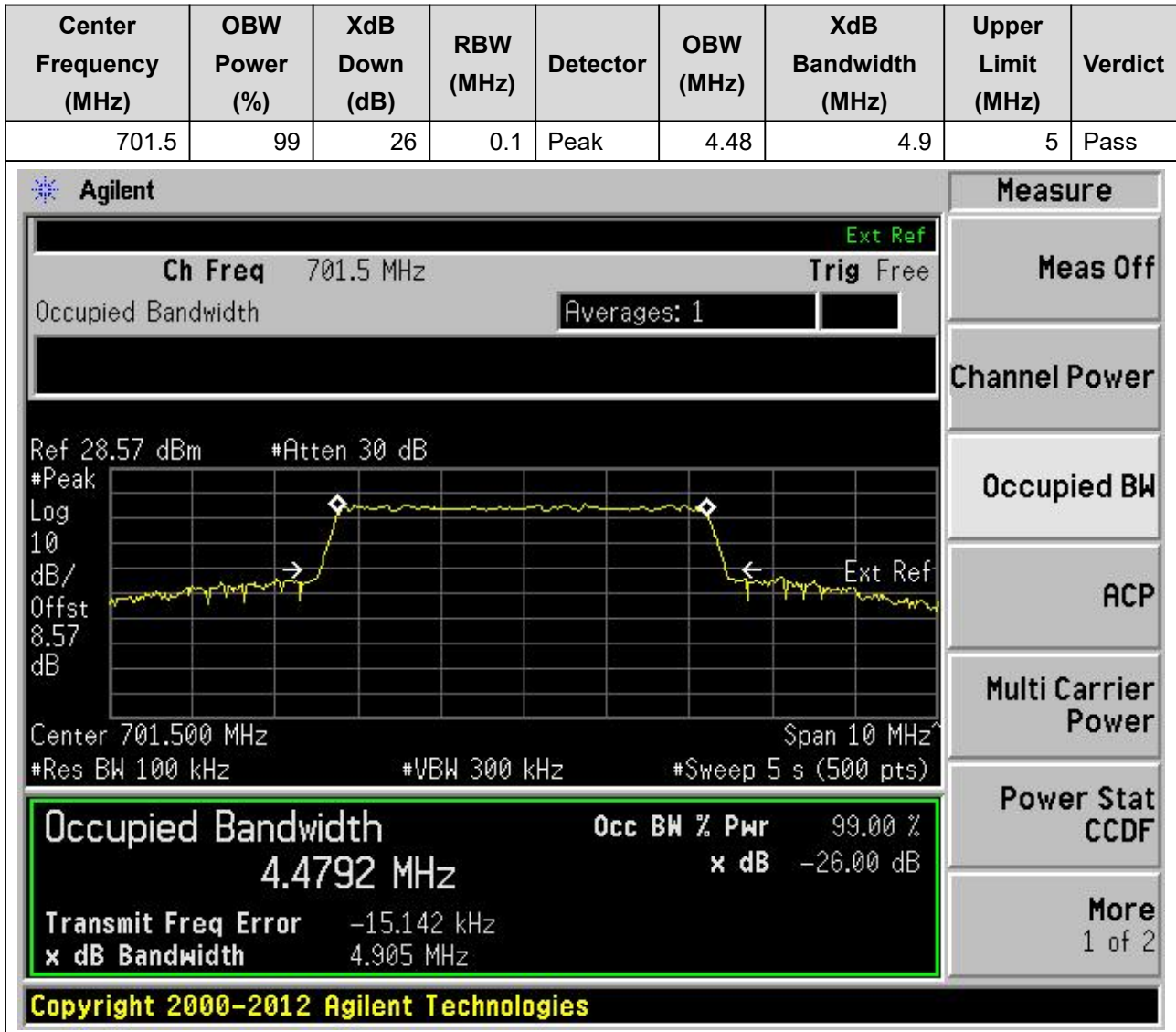
Center Frequency (MHz)	OBW Power (%)	XdB Down (dB)	RBW (MHz)	Detector	OBW (MHz)	XdB Bandwidth (MHz)	Upper Limit (MHz)	Verdict
2545	99	26	1	Peak	48.34	50.93	50	Pass

The screenshot displays the Agilent spectrum analyzer interface. The main display shows a spectrum plot with a yellow trace. The center frequency is 2.545 GHz, and the span is 100 MHz. The occupied bandwidth is measured as 48.3442 MHz, which is 99.00% of the 50 MHz channel bandwidth. The XdB down is -26.00 dB. The transmit frequency error is -160.911 kHz, and the x dB bandwidth is 50.926 MHz. The interface includes a 'Measure' menu on the right with options like 'Meas Off', 'Channel Power', 'Occupied BW', 'ACP', 'Multi Carrier Power', 'Power Stat CCDF', and 'More'. The bottom of the screen shows the copyright notice: 'Copyright 2000-2012 Agilent Technologies'.

Occupied Bandwidth	Occ BW % Pwr	99.00 %
48.3442 MHz	x dB	-26.00 dB
Transmit Freq Error	-160.911 kHz	
x dB Bandwidth	50.926 MHz	

24. n12 15kHz

24.1. Occupied Bandwidth for SA(NTNV)(Channel:140300, Bandwidth:5, SCS:15, OFDM:CP-OFDM, Modulation:QPSK, RB Number:25, RB Position:0)



24.2. Occupied Bandwidth for SA(NTNV)(Channel:141500, Bandwidth:5, SCS:15, OFDM:CP-OFDM, Modulation:QPSK, RB Number:25, RB Position:0)

Center Frequency (MHz)	OBW Power (%)	XdB Down (dB)	RBW (MHz)	Detector	OBW (MHz)	XdB Bandwidth (MHz)	Upper Limit (MHz)	Verdict
707.5	99	26	0.1	Peak	4.48	4.91	5	Pass

Agilent
Measure

Ch Freq 707.5 MHz
Ext Ref

Occupied Bandwidth
Trig Free

Averages: 1

Ref 28.57 dBm
#Atten 30 dB

#Peak
Log
10
dB/
Offst
8.57
dB

Center 707.500 MHz
Span 10 MHz

#Res BW 100 kHz
#VBW 300 kHz
#Sweep 5 s (500 pts)

Occupied Bandwidth
Occ BW % Pwr 99.00 %

4.4755 MHz
x dB -26.00 dB

Transmit Freq Error -16.700 kHz

x dB Bandwidth 4.913 MHz

Copyright 2000-2012 Agilent Technologies

Meas Off

Channel Power

Occupied BW

ACP

Multi Carrier Power

Power Stat CCDF

More
1 of 2

24.3. Occupied Bandwidth for SA(NTNV)(Channel:142700, Bandwidth:5, SCS:15, OFDM:CP-OFDM, Modulation:QPSK, RB Number:25, RB Position:0)

Center Frequency (MHz)	OBW Power (%)	XdB Down (dB)	RBW (MHz)	Detector	OBW (MHz)	XdB Bandwidth (MHz)	Upper Limit (MHz)	Verdict
713.5	99	26	0.1	Peak	4.48	4.91	5	Pass

The screenshot displays the Agilent spectrum analyzer interface. The main display shows a spectrum plot with a yellow trace. The center frequency is 713.500 MHz, and the span is 10 MHz. The occupied bandwidth is measured as 4.4798 MHz, which is 99.00% of the 4.914 MHz transmit frequency. The XdB down is -26.00 dB. The transmit frequency error is -18.918 kHz. The interface includes various measurement buttons on the right side, such as 'Meas Off', 'Channel Power', 'Occupied BW', 'ACP', 'Multi Carrier Power', 'Power Stat CCDF', and 'More'. The bottom of the screen shows the copyright information: 'Copyright 2000-2012 Agilent Technologies'.

Occupied Bandwidth	Occ BW % Pwr	99.00 %
4.4798 MHz	x dB	-26.00 dB
Transmit Freq Error		-18.918 kHz
x dB Bandwidth		4.914 MHz

24.4. Occupied Bandwidth for SA(NTNV)(Channel:140800, Bandwidth:10, SCS:15, OFDM:CP-OFDM, Modulation:QPSK, RB Number:52, RB Position:0)

Center Frequency (MHz)	OBW Power (%)	XdB Down (dB)	RBW (MHz)	Detector	OBW (MHz)	XdB Bandwidth (MHz)	Upper Limit (MHz)	Verdict
704	99	26	0.03	Peak	9.27	9.65	10	Pass

Agilent
Measure

Ch Freq 704 MHz
Trig Free

Occupied Bandwidth
Averages: 1

Ref 28.57 dBm
#Atten 30 dB

#Peak
Ext Ref

Log
dB/

10
Offst

8.57
dB

Center 704.000 MHz
Span 20 MHz

#Res BW 30 kHz
#VBW 1 MHz
#Sweep 5 s (3333 pts)

Occupied Bandwidth
Occ BW % Pwr 99.00 %

9.2693 MHz
x dB -26.00 dB

Transmit Freq Error -6.609 kHz

x dB Bandwidth 9.646 MHz

Power Stat CCDF

More

1 of 2

Copyright 2000-2012 Agilent Technologies

24.5. Occupied Bandwidth for SA(NTNV)(Channel:141500, Bandwidth:10, SCS:15, OFDM:CP-OFDM, Modulation:QPSK, RB Number:52, RB Position:0)

Center Frequency (MHz)	OBW Power (%)	XdB Down (dB)	RBW (MHz)	Detector	OBW (MHz)	XdB Bandwidth (MHz)	Upper Limit (MHz)	Verdict
707.5	99	26	0.03	Peak	9.26	9.64	10	Pass

The screenshot displays the Agilent spectrum analyzer interface. The main display shows a spectrum plot with a yellow trace representing the signal. The plot is centered at 707.500 MHz with a span of 20 MHz. The vertical axis is labeled 'dB' and has a reference level of 28.57 dBm. The horizontal axis is labeled 'MHz' and has a resolution bandwidth of 30 kHz. The plot shows a signal with a bandwidth of approximately 9.26 MHz, which is highlighted by a green box. The signal level is approximately -26.00 dB relative to the reference level. The interface also shows various measurement parameters and a 'Measure' menu on the right side.

Occupied Bandwidth	Occ BW % Pwr	99.00 %
9.2626 MHz	x dB	-26.00 dB
Transmit Freq Error	-8.252 kHz	
x dB Bandwidth	9.645 MHz	

Copyright 2000-2012 Agilent Technologies

24.6. Occupied Bandwidth for SA(NTNV)(Channel:142200, Bandwidth:10, SCS:15, OFDM:CP-OFDM, Modulation:QPSK, RB Number:52, RB Position:0)

Center Frequency (MHz)	OBW Power (%)	XdB Down (dB)	RBW (MHz)	Detector	OBW (MHz)	XdB Bandwidth (MHz)	Upper Limit (MHz)	Verdict
711	99	26	0.03	Peak	9.26	9.63	10	Pass

Agilent
Measure

Ch Freq 711 MHz Trig Free

Occupied Bandwidth Averages: 1

Ref 28.57 dBm #Atten 30 dB

#Peak

Log

10

dB/

Offst

8.57

dB

Ext Ref

Center 711.000 MHz Span 20 MHz

#Res BW 30 kHz #VBW 1 MHz

#Sweep 5 s (3333 pts)

Occupied Bandwidth Occ BW % Pwr 99.00 %

9.2601 MHz x dB -26.00 dB

Transmit Freq Error -16.438 kHz

x dB Bandwidth 9.630 MHz

Copyright 2000-2012 Agilent Technologies

Meas Off

Channel Power

Occupied BW

ACP

Multi Carrier Power

Power Stat CCDF

More
1 of 2

24.7. Occupied Bandwidth for SA(NTNV)(Channel:141300, Bandwidth:15, SCS:15, OFDM:CP-OFDM, Modulation:QPSK, RB Number:79, RB Position:0)

Center Frequency (MHz)	OBW Power (%)	XdB Down (dB)	RBW (MHz)	Detector	OBW (MHz)	XdB Bandwidth (MHz)	Upper Limit (MHz)	Verdict
706.5	99	26	0.03	Peak	14.07	14.5	15	Pass

Agilent
Measure

Ch Freq 706.5 MHz
Ext Ref

Occupied Bandwidth
Trig Free

Averages: 1

Ref 28.57 dBm
#Atten 30 dB

#Peak
Log
10
dB/
Offst
8.57
dB

Center 706.500 MHz
Span 30 MHz

#Res BW 30 kHz
#VBW 1 MHz
#Sweep 5 s (5000 pts)

Occupied Bandwidth

14.0688 MHz

Occ BW % Pwr 99.00 %

x dB -26.00 dB

Transmit Freq Error -1.699 kHz

x dB Bandwidth 14.503 MHz

Meas Off

Channel Power

Occupied BW

ACP

Multi Carrier Power

Power Stat CCDF

More

1 of 2

Copyright 2000-2012 Agilent Technologies

24.8. Occupied Bandwidth for SA(NTNV)(Channel:141500, Bandwidth:15, SCS:15, OFDM:CP-OFDM, Modulation:QPSK, RB Number:79, RB Position:0)

Center Frequency (MHz)	OBW Power (%)	XdB Down (dB)	RBW (MHz)	Detector	OBW (MHz)	XdB Bandwidth (MHz)	Upper Limit (MHz)	Verdict
707.5	99	26	0.03	Peak	14.07	14.49	15	Pass

Agilent
Measure

Ch Freq 707.5 MHz
Ext Ref

Occupied Bandwidth
Trig Free

Averages: 1

Ref 28.57 dBm
#Atten 30 dB

#Peak
Ext Ref

Log 10 dB/Offst 8.57 dB

Center 707.500 MHz
Span 30 MHz

#Res BW 30 kHz
#VBW 1 MHz
#Sweep 5 s (5000 pts)

Occupied Bandwidth	Occ BW % Pwr	99.00 %
14.0741 MHz	x dB	-26.00 dB
Transmit Freq Error	2.886 kHz	
x dB Bandwidth	14.494 MHz	

Copyright 2000-2012 Agilent Technologies

Meas Off

Channel Power

Occupied BW

ACP

Multi Carrier Power

Power Stat CCDF

More
1 of 2

24.9. Occupied Bandwidth for SA(NTNV)(Channel:141700, Bandwidth:15, SCS:15, OFDM:CP-OFDM, Modulation:QPSK, RB Number:79, RB Position:0)

Center Frequency (MHz)	OBW Power (%)	XdB Down (dB)	RBW (MHz)	Detector	OBW (MHz)	XdB Bandwidth (MHz)	Upper Limit (MHz)	Verdict
708.5	99	26	0.03	Peak	14.05	14.49	15	Pass

Agilent
Measure

Ch Freq 708.5 MHz
Ext Ref

Occupied Bandwidth
Trig Free

Averages: 1

Ref 28.57 dBm
#Atten 30 dB

#Peak
Ext Ref

Log
Span 30 MHz

10
#Res BW 30 kHz

dB/
#VBW 1 MHz

Offst
#Sweep 5 s (5000 pts)

8.57

dB

Occupied Bandwidth
Occ BW % Pwr 99.00 %

14.0484 MHz
x dB -26.00 dB

Transmit Freq Error -5.918 kHz

x dB Bandwidth 14.495 MHz

Copyright 2000-2012 Agilent Technologies

Meas Off

Channel Power

Occupied BW

ACP

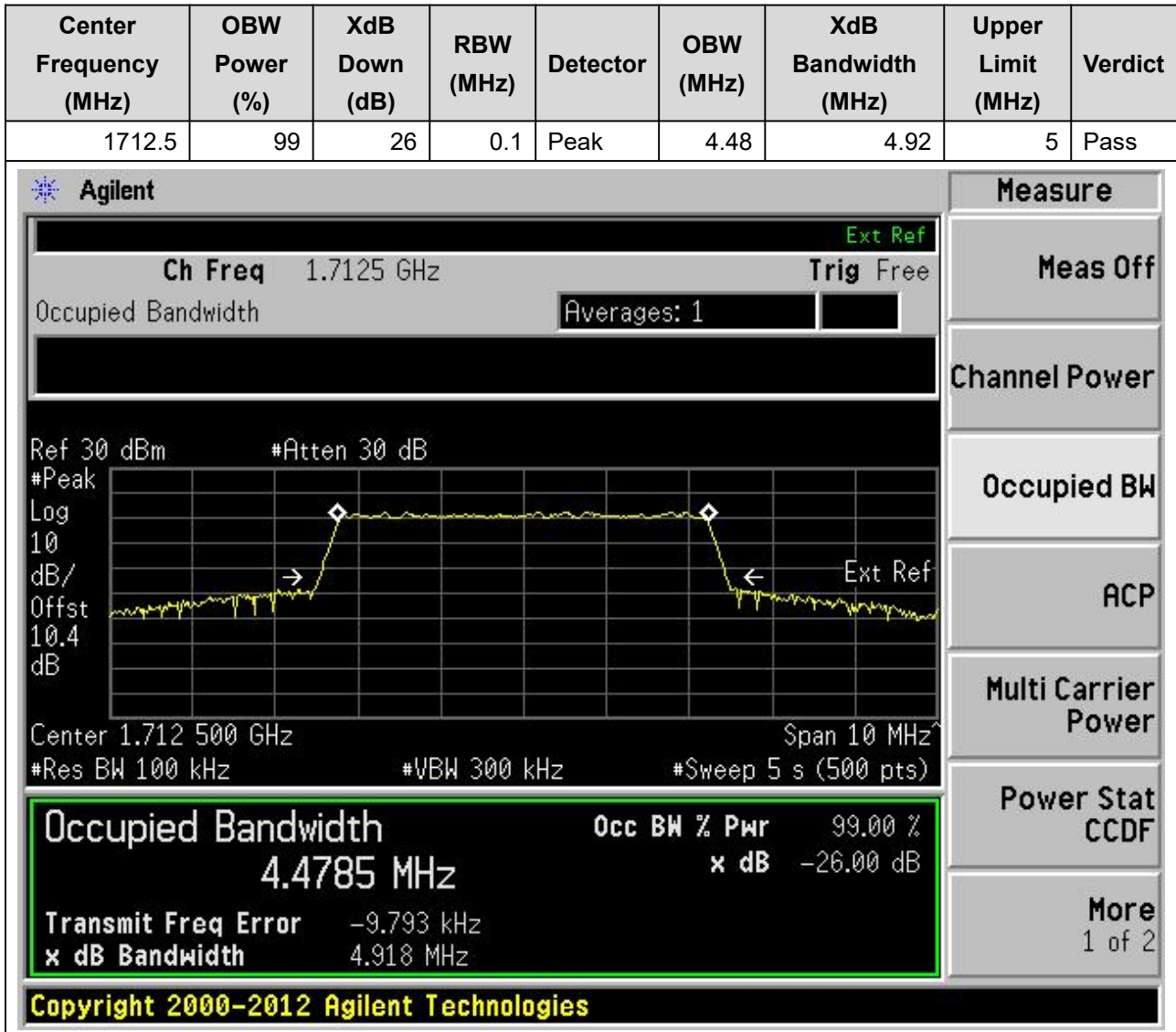
Multi Carrier Power

Power Stat CCDF

More
1 of 2

25. n66 15kHz

25.1. Occupied Bandwidth for SA(NTNV)(Channel:342500, Bandwidth:5, SCS:15, OFDM:CP-OFDM, Modulation:QPSK, RB Number:25, RB Position:0)



25.2. Occupied Bandwidth for SA(NTNV)(Channel:349000, Bandwidth:5, SCS:15, OFDM:CP-OFDM, Modulation:QPSK, RB Number:25, RB Position:0)

Center Frequency (MHz)	OBW Power (%)	XdB Down (dB)	RBW (MHz)	Detector	OBW (MHz)	XdB Bandwidth (MHz)	Upper Limit (MHz)	Verdict
1745	99	26	0.1	Peak	4.48	4.9	5	Pass

Agilent
Measure

Ch Freq 1.745 GHz
Ext Ref

Occupied Bandwidth
Trig Free

Averages: 1

Ref 30 dBm
#Atten 30 dB

#Peak
Ext Ref

Log 10 dB/ Offst 10.4 dB

Center 1.745 000 GHz
Span 10 MHz

#Res BW 100 kHz
#VBW 300 kHz
#Sweep 5 s (500 pts)

Occupied Bandwidth
Occ BW % Pwr 99.00 %

4.4764 MHz
x dB -26.00 dB

Transmit Freq Error -11.538 kHz

x dB Bandwidth 4.896 MHz

Copyright 2000-2012 Agilent Technologies

Meas Off

Channel Power

Occupied BW

ACP

Multi Carrier Power

Power Stat CCDF

More 1 of 2

25.3. Occupied Bandwidth for SA(NTNV)(Channel:355500, Bandwidth:5, SCS:15, OFDM:CP-OFDM, Modulation:QPSK, RB Number:25, RB Position:0)

Center Frequency (MHz)	OBW Power (%)	XdB Down (dB)	RBW (MHz)	Detector	OBW (MHz)	XdB Bandwidth (MHz)	Upper Limit (MHz)	Verdict
1777.5	99	26	0.1	Peak	4.47	4.89	5	Pass

The screenshot displays the Agilent spectrum analyzer interface. The main display shows a signal spectrum with a yellow trace. The 'Occupied Bandwidth' measurement is highlighted in a green box. The results are as follows:

Measurement	Value
Occupied Bandwidth	4.4694 MHz
Occ BW % Pwr	99.00 %
x dB	-26.00 dB
Transmit Freq Error	-19.342 kHz
x dB Bandwidth	4.893 MHz

Additional parameters shown in the interface include: Ch Freq 1.7775 GHz, Trig Free, Averages: 1, Ref 30 dBm, #Atten 30 dB, #Peak Log, 10 dB/Offst, 10.5 dB, Center 1.777 500 GHz, Span 10 MHz, #Res BW 100 kHz, #VBW 300 kHz, #Sweep 5 s (500 pts).

Copyright 2000-2012 Agilent Technologies

25.4. Occupied Bandwidth for SA(NTNV)(Channel:343000, Bandwidth:10, SCS:15, OFDM:CP-OFDM, Modulation:QPSK, RB Number:52, RB Position:0)

Center Frequency (MHz)	OBW Power (%)	XdB Down (dB)	RBW (MHz)	Detector	OBW (MHz)	XdB Bandwidth (MHz)	Upper Limit (MHz)	Verdict
1715	99	26	0.03	Peak	9.26	9.64	10	Pass

The screenshot displays the Agilent spectrum analyzer interface. The main display shows a signal spectrum with a yellow trace. The 'Occupied Bandwidth' measurement is highlighted in a green box. The results are as follows:

Measurement	Value
Occupied Bandwidth	9.2631 MHz
Occ BW % Pwr	99.00 %
x dB	-26.00 dB
Transmit Freq Error	-4.818 kHz
x dB Bandwidth	9.641 MHz

Additional parameters shown in the interface include: Ch Freq 1.715 GHz, Trig Free, Averages: 1, Ref 30 dBm, #Atten 30 dB, #Peak Log, 10 dB/Offst, 10.4 dB, Center 1.715 000 GHz, Span 20 MHz, #Res BW 30 kHz, #VBW 1 MHz, #Sweep 5 s (3333 pts).

Copyright 2000-2012 Agilent Technologies

25.5. Occupied Bandwidth for SA(NTNV)(Channel:349000, Bandwidth:10, SCS:15, OFDM:CP-OFDM, Modulation:QPSK, RB Number:52, RB Position:0)

Center Frequency (MHz)	OBW Power (%)	XdB Down (dB)	RBW (MHz)	Detector	OBW (MHz)	XdB Bandwidth (MHz)	Upper Limit (MHz)	Verdict
1745	99	26	0.03	Peak	9.27	9.63	10	Pass

The screenshot displays the Agilent spectrum analyzer interface. The main display shows a signal spectrum with a yellow trace. The center frequency is 1.745 GHz, and the span is 20 MHz. The occupied bandwidth is measured as 9.2686 MHz, which is 99.00% of the channel bandwidth. The XdB down is -26.00 dB. The transmit frequency error is -7.344 kHz, and the XdB bandwidth is 9.632 MHz. The interface includes a 'Measure' menu on the right with options like 'Meas Off', 'Channel Power', 'Occupied BW', 'ACP', 'Multi Carrier Power', 'Power Stat CCDF', and 'More'. The bottom of the screen shows the copyright notice: 'Copyright 2000-2012 Agilent Technologies'.

Occupied Bandwidth	Occ BW % Pwr	99.00 %
9.2686 MHz	x dB	-26.00 dB
Transmit Freq Error	-7.344 kHz	
x dB Bandwidth	9.632 MHz	

25.6. Occupied Bandwidth for SA(NTNV)(Channel:355000, Bandwidth:10, SCS:15, OFDM:CP-OFDM, Modulation:QPSK, RB Number:52, RB Position:0)

Center Frequency (MHz)	OBW Power (%)	XdB Down (dB)	RBW (MHz)	Detector	OBW (MHz)	XdB Bandwidth (MHz)	Upper Limit (MHz)	Verdict
1775	99	26	0.03	Peak	9.26	9.64	10	Pass

Agilent
Measure

Ch Freq 1.775 GHz
Trig Free

Occupied Bandwidth
Averages: 1

Ref 30 dBm
#Atten 30 dB

#Peak
Ext Ref

Log
10

dB/
Offst

10.5
dB

Center 1.775 000 GHz
Span 20 MHz

#Res BW 30 kHz
#VBW 1 MHz
#Sweep 5 s (3333 pts)

Occupied Bandwidth
Occ BW % Pwr 99.00 %

9.2599 MHz
x dB -26.00 dB

Transmit Freq Error -10.500 kHz

x dB Bandwidth 9.637 MHz

Copyright 2000-2012 Agilent Technologies

Meas Off

Channel Power

Occupied BW

ACP

Multi Carrier Power

Power Stat CCDF

More
1 of 2