

APPENDIX E: PHOTOGRAPHS OF THE TEST SET-UP

Photo 1: Measurement DASY6




Photo 2: Left Cheek



Photo 3: Left Tilt



Photo 4: Right Cheek




Photo 5: Right Tilt





Photo 6: Front Side 15mm






Photo 7: Back Side 15mm




Photo 8: Front Side 10mm




Photo 9: Back Side 10mm



Photo 10: Left Side 10mm





Photo 11: Right Side 10mm




Photo 12: Top Side 10mm



Photo 13: Bottom Side 10mm




Photo 14: Front Side 0mm



Photo 15: Back Side 0mm





Photo 16: Left Side 0mm







Photo 17: Right Side 0mm



Photo 18: Top Side 0mm



Photo 19: Bottom Side 0mm



Photograph: Liquid depth

Photo 18: Head 750 Depth (15.0cm)




Photo 19: Head 835 Depth (15.0cm)




Photo 20: Head 1900 Depth (15.0cm)



Photo 21: Head 2450 Depth (15.0cm)



Photo 22: Head 1750 Depth (15.0cm)




Photo 23: Head 2600 Depth (15.0cm)

