

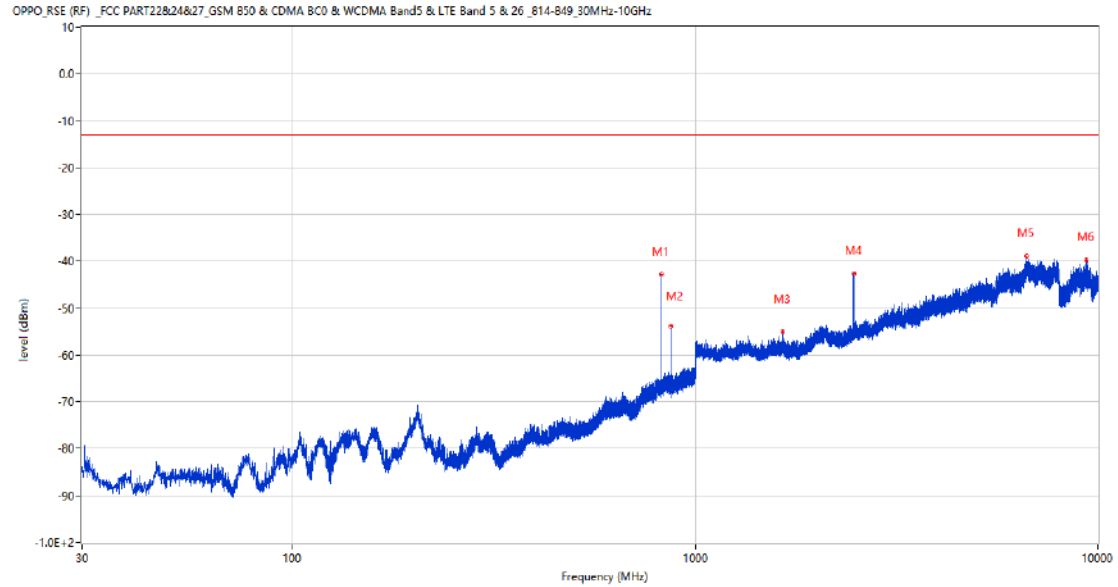
## **A.7 Field Strength of Spurious Radiation**

GSM

1 GSM 850

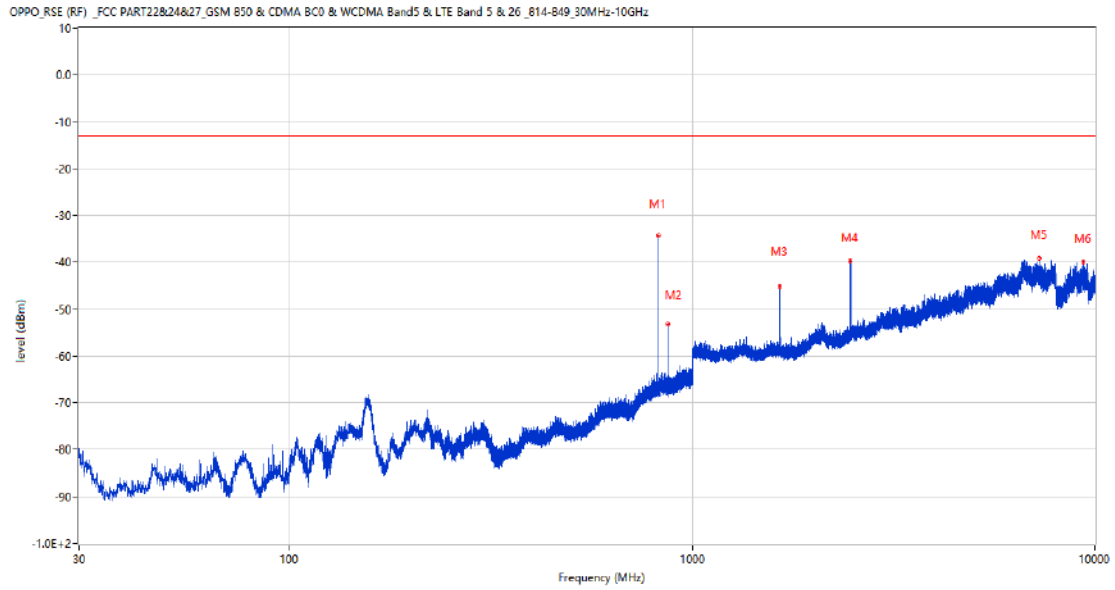
1.1 GSM 850 Low Channel

RSE-H&H GSM 850 CH128



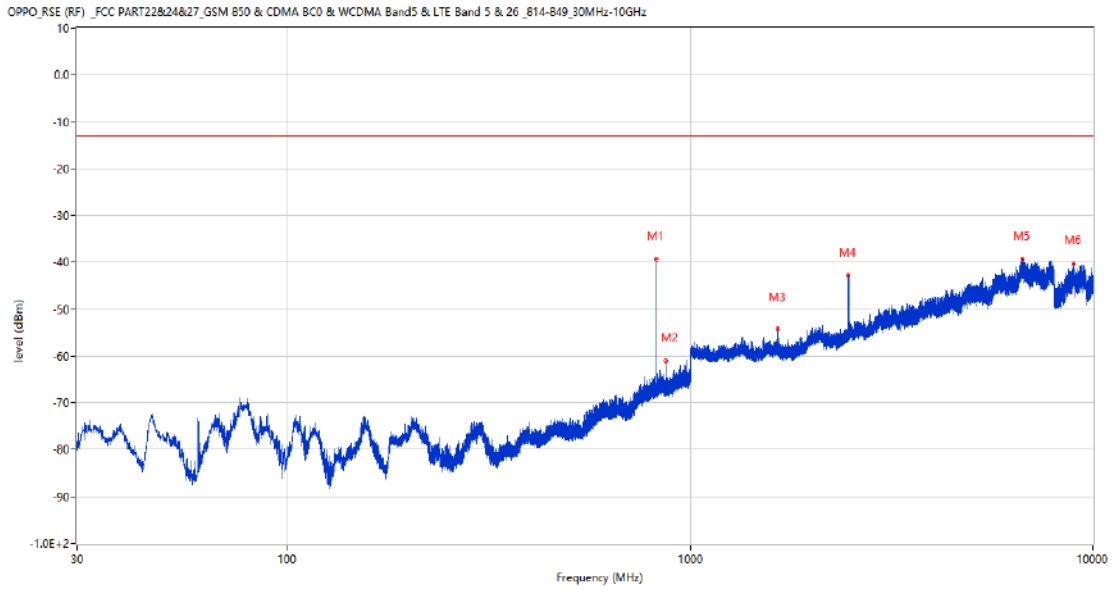
Frequency (MHz)	Result (dBm)	Factor (dB)	PK Limit (dBm)	Over Limit (dB)	Table (o)	ANT	EUT	Verdict
824.284	-42.80	4.28	-13.0	-29.80	19.00	Horizontal	Horizontal	N/A
869.147	-53.73	4.19	-13.0	-40.73	200.00	Horizontal	Horizontal	N/A
1649.100	-55.04	-4.16	-13.0	-42.04	360.00	Horizontal	Horizontal	Pass
2473.600	-42.59	-0.31	-13.0	-29.59	213.00	Horizontal	Horizontal	Pass
6659.000	-38.88	14.82	-13.0	-25.88	225.00	Horizontal	Horizontal	Pass
9357.000	-39.80	14.61	-13.0	-26.80	3.00	Horizontal	Horizontal	Pass

RSE-H&V GSM 850 CH128



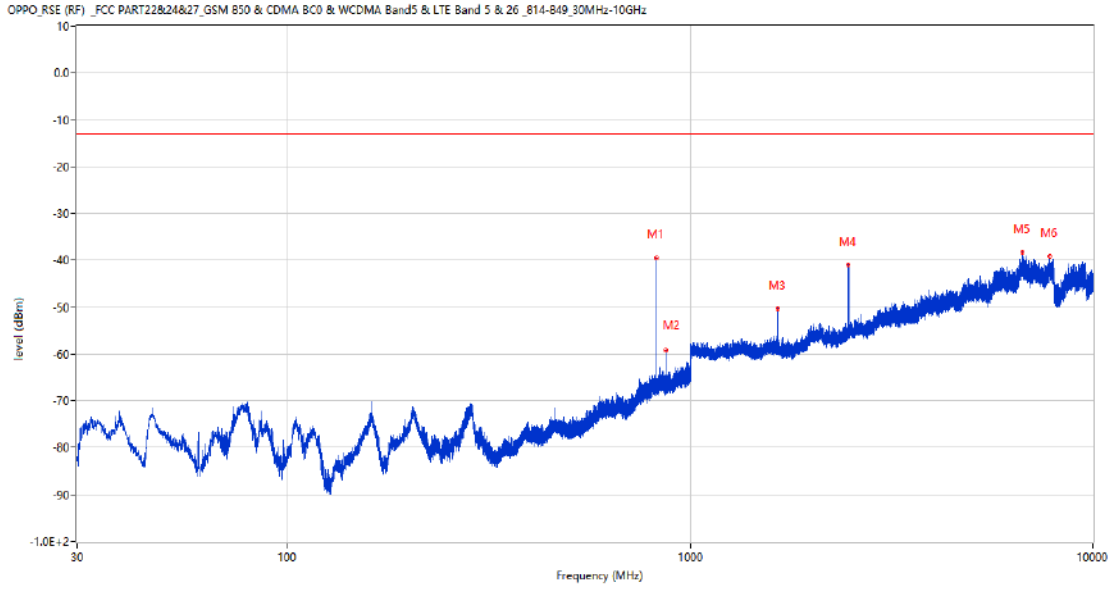
Frequency (MHz)	Result (dBm)	Factor (dB)	PK Limit (dBm)	Over Limit (dB)	Table (o)	ANT	EUT	Verdict
824.236	-34.43	4.28	-13.0	-21.43	0.00	Horizontal	Vertical	N/A
869.147	-53.23	4.19	-13.0	-40.23	198.00	Horizontal	Vertical	N/A
1649.000	-45.15	-4.16	-13.0	-32.15	0.00	Horizontal	Vertical	Pass
2473.200	-39.79	-0.33	-13.0	-26.79	289.00	Horizontal	Vertical	Pass
7274.750	-39.17	14.44	-13.0	-26.17	78.00	Horizontal	Vertical	Pass
9352.300	-39.87	14.74	-13.0	-26.87	208.00	Horizontal	Vertical	Pass

RSE-V&V GSM 850 CH128



Frequency (MHz)	Result (dBm)	Factor (dB)	PK Limit (dBm)	Over Limit (dB)	Table (o)	ANT	EUT	Verdict
824.284	-39.39	4.28	-13.0	-26.39	8.00	Vertical	Vertical	N/A
869.244	-61.12	4.20	-13.0	-48.12	355.00	Vertical	Vertical	N/A
1648.800	-54.19	-4.15	-13.0	-41.19	200.00	Vertical	Vertical	Pass
2473.400	-42.87	-0.32	-13.0	-29.87	182.00	Vertical	Vertical	Pass
6680.250	-39.28	14.53	-13.0	-26.28	360.00	Vertical	Vertical	Pass
8945.500	-40.39	13.60	-13.0	-27.39	0.00	Vertical	Vertical	Pass

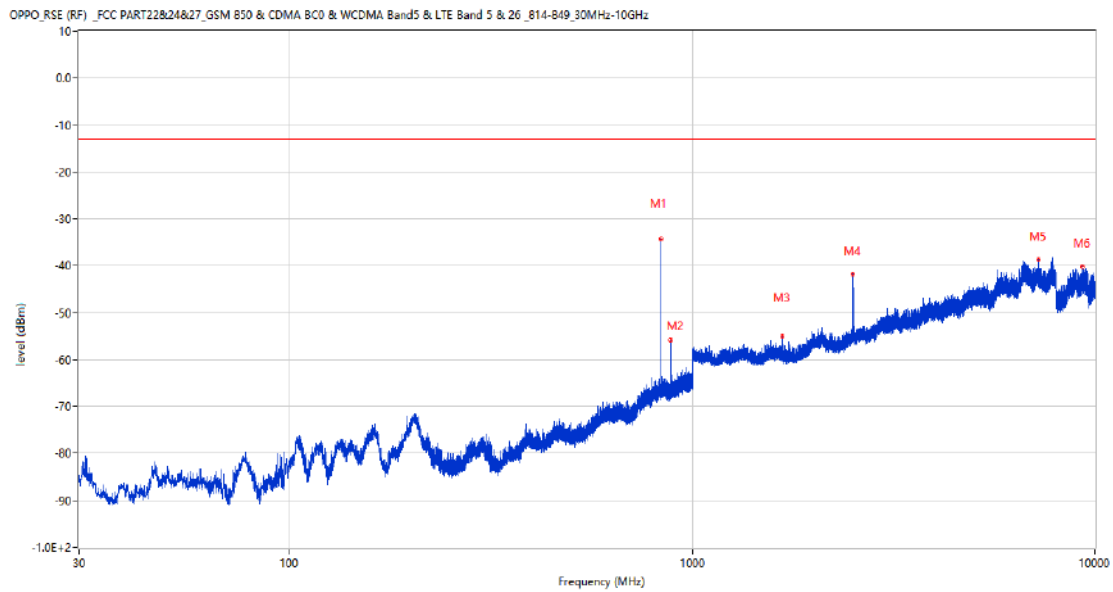
RSE-V&H GSM 850 CH128



Frequency (MHz)	Result (dBm)	Factor (dB)	PK Limit (dBm)	Over Limit (dB)	Table (o)	ANT	EUT	Verdict
824.188	-39.57	4.28	-13.0	-26.57	44.00	Vertical	Horizontal	N/A
869.147	-59.28	4.19	-13.0	-46.28	263.00	Vertical	Horizontal	N/A
1649.300	-50.30	-4.14	-13.0	-37.30	82.00	Vertical	Horizontal	Pass
2473.200	-40.88	-0.33	-13.0	-27.88	226.00	Vertical	Horizontal	Pass
6669.750	-38.32	14.62	-13.0	-25.32	92.00	Vertical	Horizontal	Pass
7806.750	-39.12	16.09	-13.0	-26.12	171.00	Vertical	Horizontal	Pass

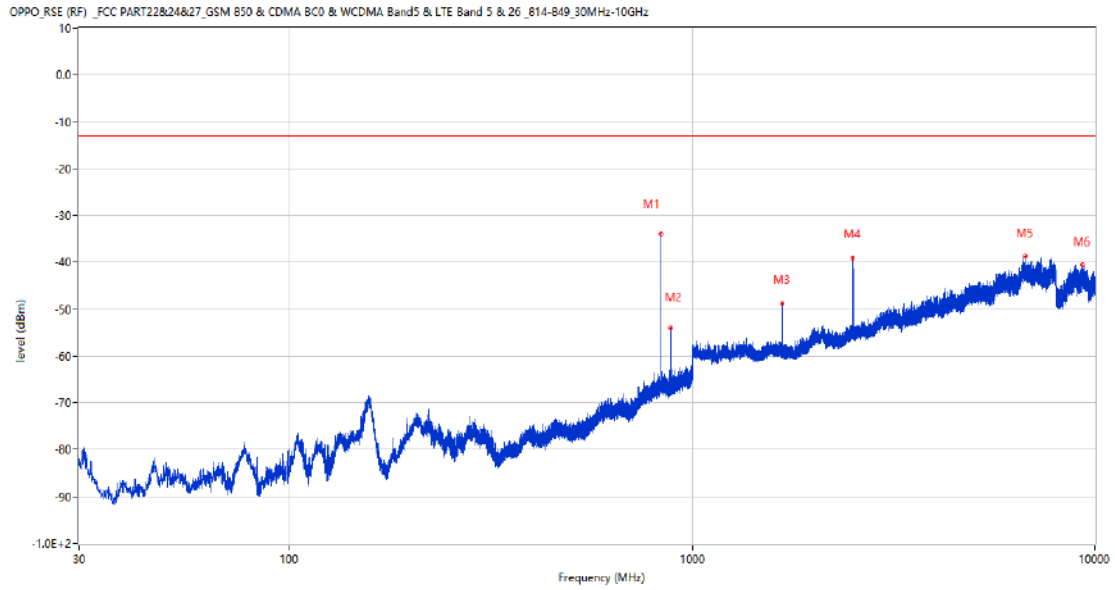
## 1.2 GSM 850 Middle Channel

### RSE-H&H GSM 850 CH190



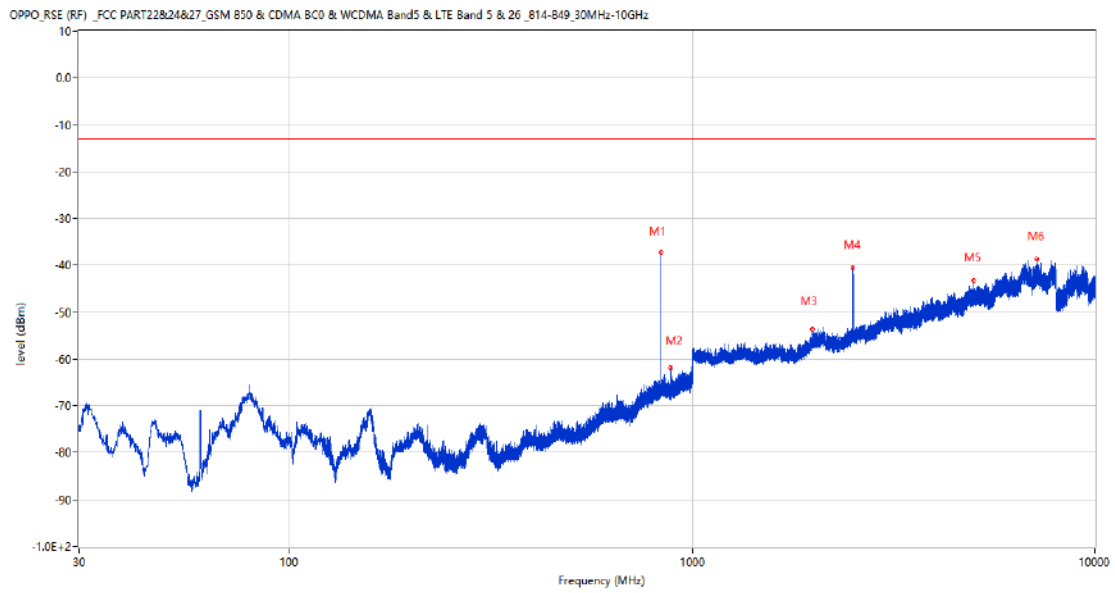
Frequency (MHz)	Result (dBm)	Factor (dB)	PK Limit (dBm)	Over Limit (dB)	Table (o)	ANT	EUT	Verdict
836.604	-34.41	4.78	-13.0	-21.41	11.00	Horizontal	Horizontal	N/A
881.514	-55.87	4.17	-13.0	-42.87	196.00	Horizontal	Horizontal	N/A
1674.000	-55.11	-4.51	-13.0	-42.11	146.00	Horizontal	Horizontal	Pass
2510.300	-41.80	0.55	-13.0	-28.80	8.00	Horizontal	Horizontal	Pass
7263.750	-38.68	14.34	-13.0	-25.68	28.00	Horizontal	Horizontal	Pass
9305.900	-40.23	15.28	-13.0	-27.23	3.00	Horizontal	Horizontal	Pass

RSE-H&V GSM 850 CH190



Frequency (MHz)	Result (dBm)	Factor (dB)	PK Limit (dBm)	Over Limit (dB)	Table (o)	ANT	EUT	Verdict
836.652	-33.83	4.78	-13.0	-20.83	333.00	Horizontal	Vertical	N/A
881.660	-53.93	4.17	-13.0	-40.93	164.00	Horizontal	Vertical	N/A
1673.800	-48.76	-4.49	-13.0	-35.76	321.00	Horizontal	Vertical	Pass
2510.500	-39.03	0.59	-13.0	-26.03	334.00	Horizontal	Vertical	Pass
6704.750	-38.77	15.53	-13.0	-25.77	312.00	Horizontal	Vertical	Pass
9315.900	-40.61	15.17	-13.0	-27.61	345.00	Horizontal	Vertical	Pass

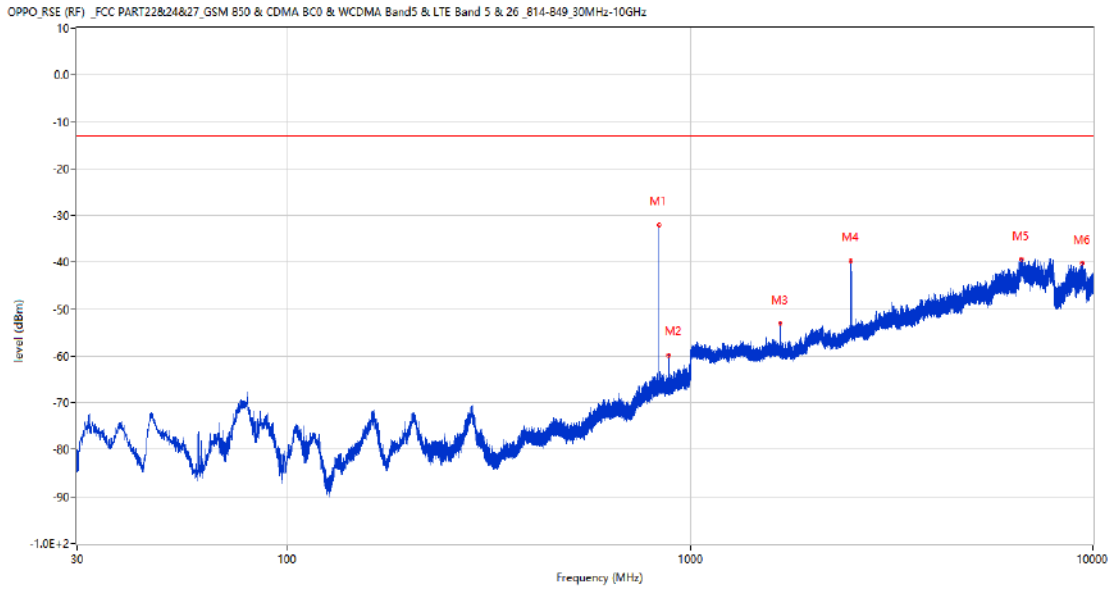
RSE-V&V GSM 850 CH190



Frequency (MHz)	Result (dBm)	Factor (dB)	PK Limit (dBm)	Over Limit (dB)	Table (o)	ANT	EUT	Verdict
836.555	-37.29	4.77	-13.0	-24.29	28.00	Vertical	Vertical	N/A
881.514	-61.92	4.17	-13.0	-48.92	213.00	Vertical	Vertical	N/A
1982.700	-53.57	-2.13	-13.0	-40.57	179.00	Vertical	Vertical	Pass
2510.300	-40.56	0.55	-13.0	-27.56	136.00	Vertical	Vertical	Pass
4988.750	-43.25	10.88	-13.0	-30.25	142.00	Vertical	Vertical	Pass
7173.000	-38.61	14.41	-13.0	-25.61	257.00	Vertical	Vertical	Pass



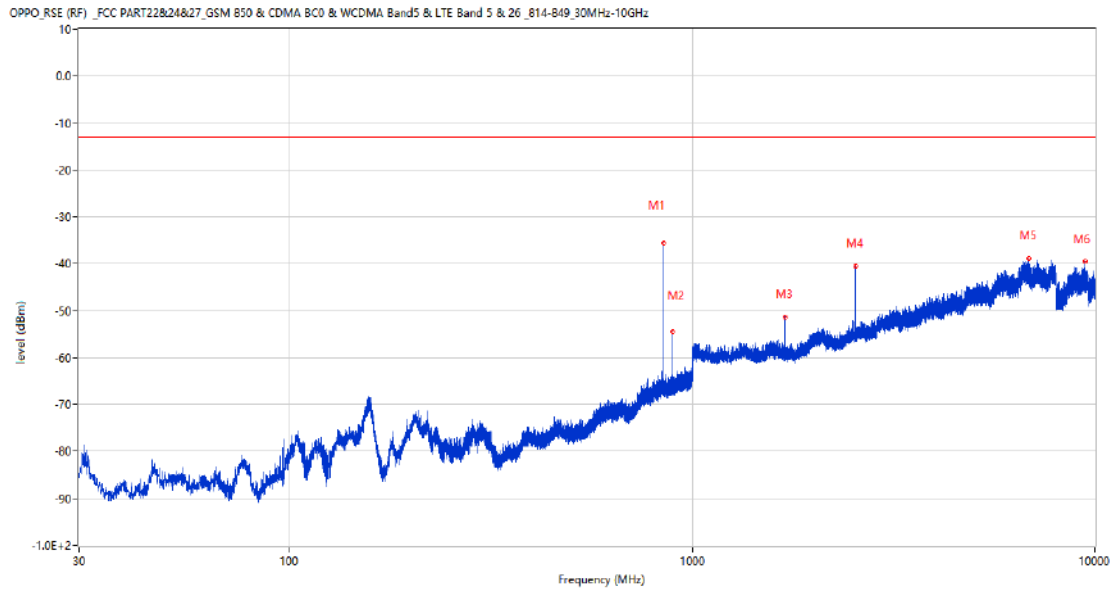
RSE-V&H GSM 850 CH190



Frequency (MHz)	Result (dBm)	Factor (dB)	PK Limit (dBm)	Over Limit (dB)	Table (o)	ANT	EUT	Verdict
836.604	-31.96	4.78	-13.0	-18.96	48.00	Vertical	Horizontal	N/A
881.660	-59.87	4.17	-13.0	-46.87	273.00	Vertical	Horizontal	N/A
1674.000	-52.99	-4.51	-13.0	-39.99	265.00	Vertical	Horizontal	Pass
2510.800	-39.72	0.64	-13.0	-26.72	253.00	Vertical	Horizontal	Pass
6642.250	-39.27	15.08	-13.0	-26.27	117.00	Vertical	Horizontal	Pass
9433.201	-40.22	13.96	-13.0	-27.22	80.00	Vertical	Horizontal	Pass

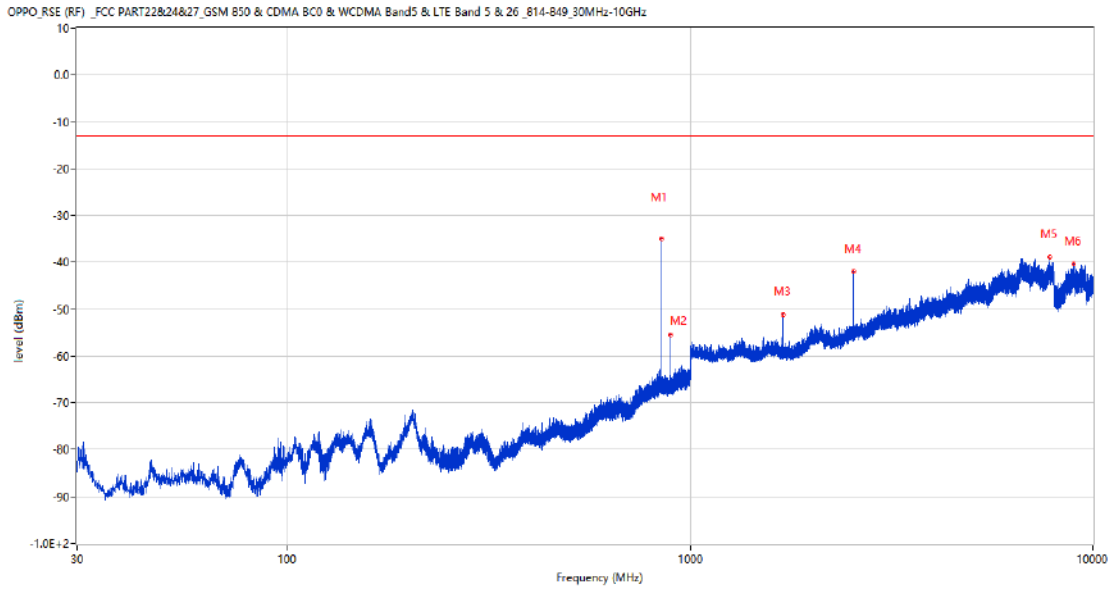
### 1.3 GSM 850 High Channel

#### RSE-H&H GSM 850 CH251



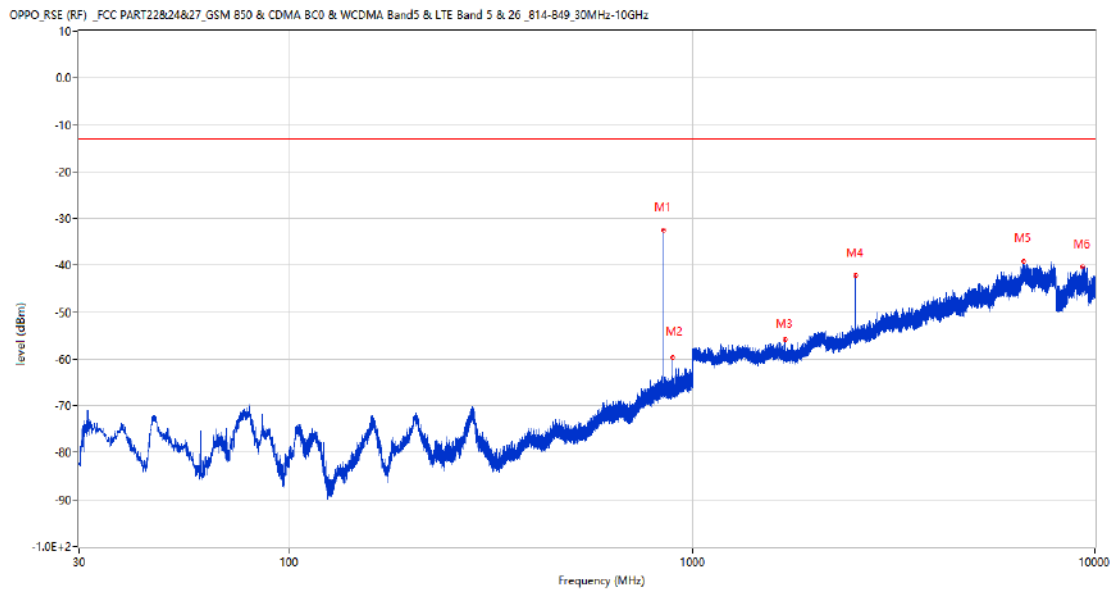
Frequency (MHz)	Result (dBm)	Factor (dB)	PK Limit (dBm)	Over Limit (dB)	Table (o)	ANT	EUT	Verdict
848.874	-35.65	4.87	-13.0	-22.65	102.00	Horizontal	Horizontal	N/A
893.833	-54.33	4.56	-13.0	-41.33	181.00	Horizontal	Horizontal	N/A
1698.300	-51.40	-4.47	-13.0	-38.40	334.00	Horizontal	Horizontal	Pass
2546.900	-40.64	0.43	-13.0	-27.64	334.00	Horizontal	Horizontal	Pass
6856.250	-38.79	14.14	-13.0	-25.79	157.00	Horizontal	Horizontal	Pass
9455.400	-39.54	14.05	-13.0	-26.54	243.00	Horizontal	Horizontal	Pass

RSE-H&V GSM 850 CH251



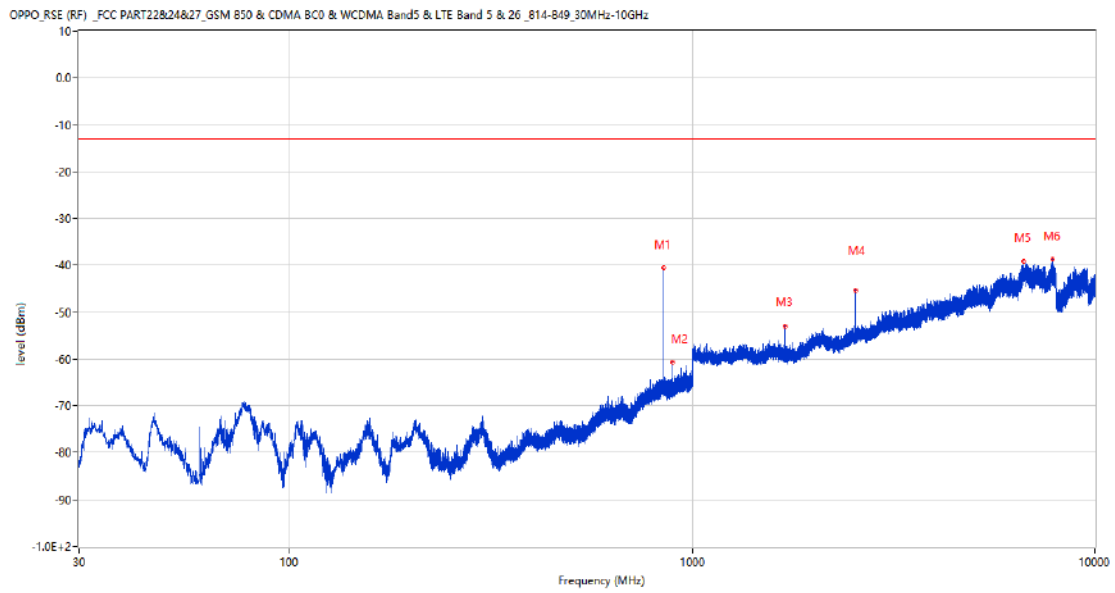
Frequency (MHz)	Result (dBm)	Factor (dB)	PK Limit (dBm)	Over Limit (dB)	Table (o)	ANT	EUT	Verdict
848.825	-35.04	4.87	-13.0	-22.04	7.00	Horizontal	Vertical	N/A
893.833	-55.50	4.56	-13.0	-42.50	198.00	Horizontal	Vertical	N/A
1698.600	-51.16	-4.45	-13.0	-38.16	155.00	Horizontal	Vertical	Pass
2546.900	-42.03	0.43	-13.0	-29.03	208.00	Horizontal	Vertical	Pass
7812.750	-38.87	16.30	-13.0	-25.87	137.00	Horizontal	Vertical	Pass
8944.201	-40.27	13.61	-13.0	-27.27	3.00	Horizontal	Vertical	Pass

RSE-V&V GSM 850 CH251



Frequency (MHz)	Result (dBm)	Factor (dB)	PK Limit (dBm)	Over Limit (dB)	Table (o)	ANT	EUT	Verdict
848.874	-32.53	4.87	-13.0	-19.53	48.00	Vertical	Vertical	N/A
893.833	-59.64	4.56	-13.0	-46.64	75.00	Vertical	Vertical	N/A
1698.400	-55.93	-4.46	-13.0	-42.93	306.00	Vertical	Vertical	Pass
2546.900	-42.20	0.43	-13.0	-29.20	259.00	Vertical	Vertical	Pass
6639.000	-39.08	15.04	-13.0	-26.08	185.00	Vertical	Vertical	Pass
9302.500	-40.37	15.31	-13.0	-27.37	339.00	Vertical	Vertical	Pass

RSE-V&H GSM 850 CH251

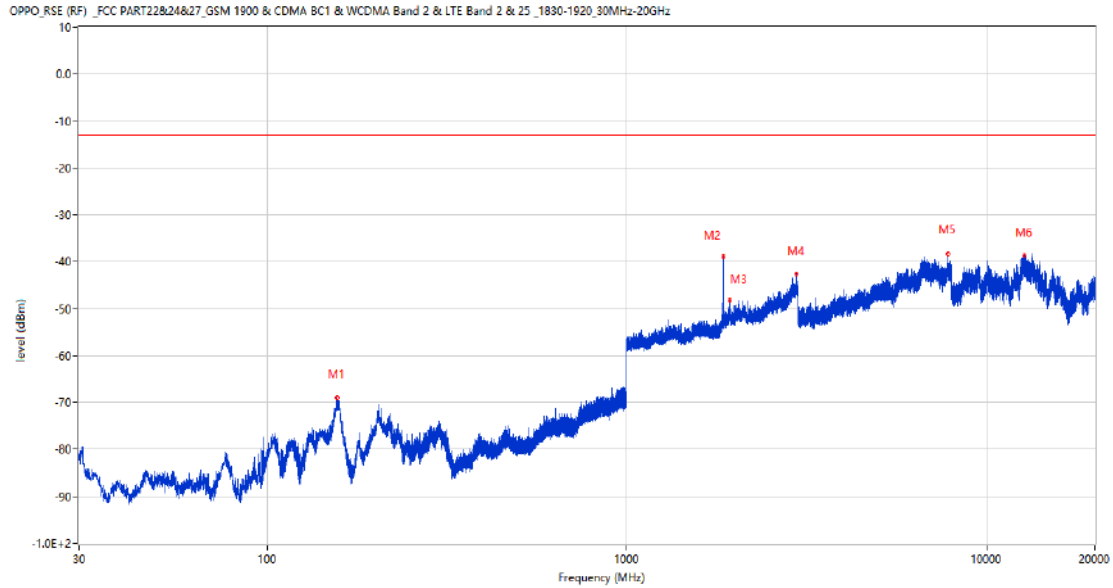


Frequency (MHz)	Result (dBm)	Factor (dB)	PK Limit (dBm)	Over Limit (dB)	Table (o)	ANT	EUT	Verdict
848.825	-40.59	4.87	-13.0	-27.59	2.00	Vertical	Horizontal	N/A
893.833	-60.74	4.56	-13.0	-47.74	257.00	Vertical	Horizontal	N/A
1698.600	-52.88	-4.45	-13.0	-39.88	221.00	Vertical	Horizontal	Pass
2547.100	-45.31	0.36	-13.0	-32.31	130.00	Vertical	Horizontal	Pass
6651.250	-39.14	15.06	-13.0	-26.14	319.00	Vertical	Horizontal	Pass
7867.750	-38.77	14.75	-13.0	-25.77	265.00	Vertical	Horizontal	Pass

## 2 GSM 1900

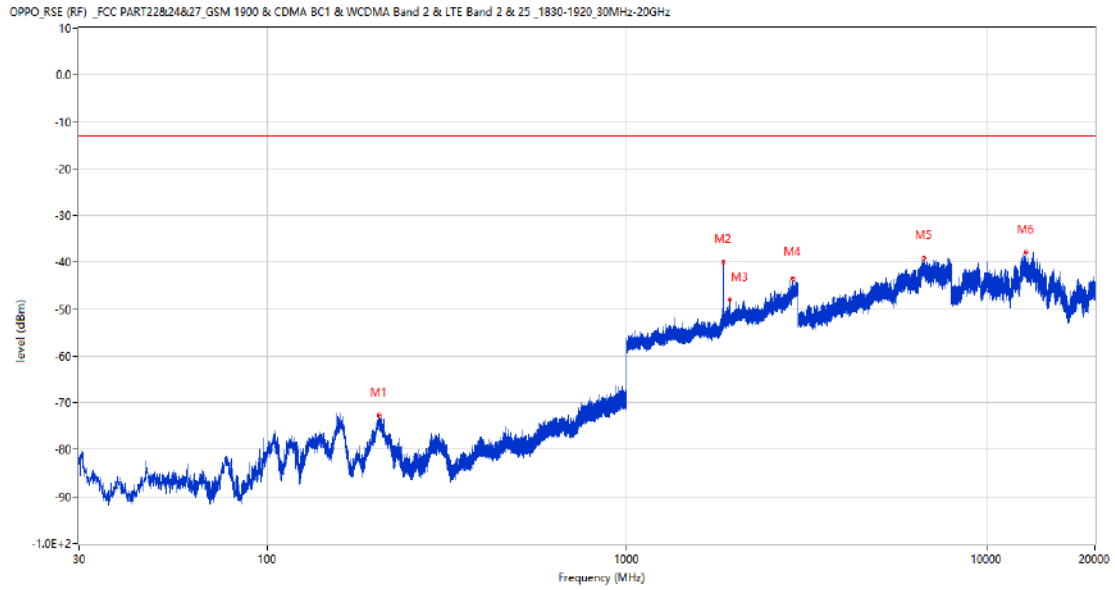
### 2.1 GSM 1900 Low Channel

RSE-H&H GSM 1900 CH512



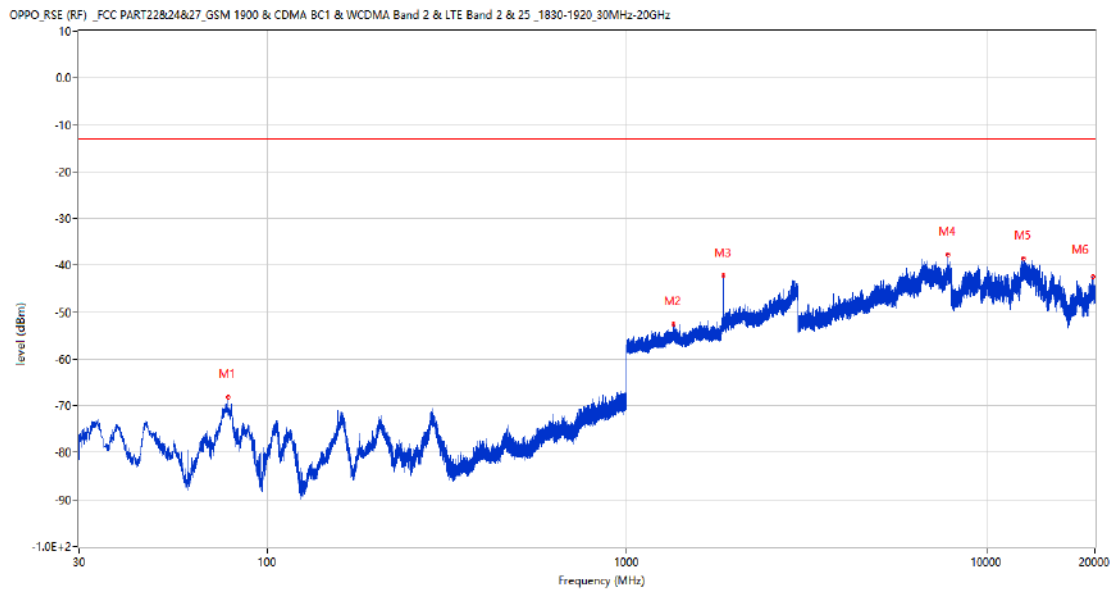
Frequency (MHz)	Result (dBm)	Factor (dB)	PK Limit (dBm)	Over Limit (dB)	Table (o)	ANT	EUT	Verdict
155.954	-69.01	-20.59	-13.0	-56.01	268.00	Horizontal	Horizontal	Pass
1851.000	-38.91	2.45	-13.0	-25.91	317.00	Horizontal	Horizontal	N/A
1931.000	-48.14	3.33	-13.0	-35.14	300.00	Horizontal	Horizontal	N/A
2961.000	-42.70	11.66	-13.0	-29.70	177.00	Horizontal	Horizontal	Pass
7816.250	-38.34	16.32	-13.0	-25.34	360.00	Horizontal	Horizontal	Pass
12717.225	-38.74	16.35	-13.0	-25.74	76.00	Horizontal	Horizontal	Pass

RSE-H&V GSM 1900 CH512



Frequency (MHz)	Result (dBm)	Factor (dB)	PK Limit (dBm)	Over Limit (dB)	Table (o)	ANT	EUT	Verdict
204.600	-72.67	-15.40	-13.0	-59.67	299.00	Horizontal	Vertical	Pass
1850.900	-39.96	2.44	-13.0	-26.96	159.00	Horizontal	Vertical	N/A
1931.000	-47.98	3.33	-13.0	-34.98	306.00	Horizontal	Vertical	N/A
2890.400	-43.54	12.05	-13.0	-30.54	54.00	Horizontal	Vertical	Pass
6709.000	-39.06	15.63	-13.0	-26.06	148.00	Horizontal	Vertical	Pass
12886.300	-37.81	16.37	-13.0	-24.81	118.00	Horizontal	Vertical	Pass

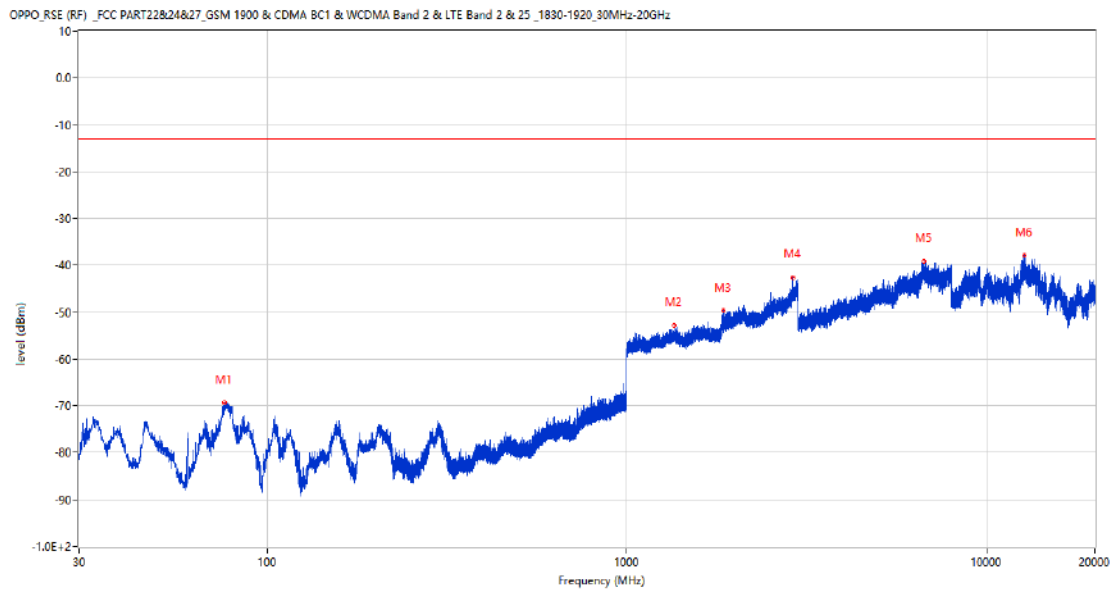
RSE-V&V GSM 1900 CH512



Frequency (MHz)	Result (dBm)	Factor (dB)	PK Limit (dBm)	Over Limit (dB)	Table (o)	ANT	EUT	Verdict
77.724	-68.10	-21.16	-13.0	-55.10	330.00	Vertical	Vertical	Pass
1343.400	-52.63	-0.25	-13.0	-39.63	177.00	Vertical	Vertical	Pass
1851.000	-42.30	2.45	-13.0	-29.30	212.00	Vertical	Vertical	N/A
7810.750	-37.70	16.29	-13.0	-24.70	189.00	Vertical	Vertical	Pass
12700.125	-38.48	16.54	-13.0	-25.48	144.00	Vertical	Vertical	Pass
19786.125	-42.34	10.86	-13.0	-29.34	360.00	Vertical	Vertical	Pass



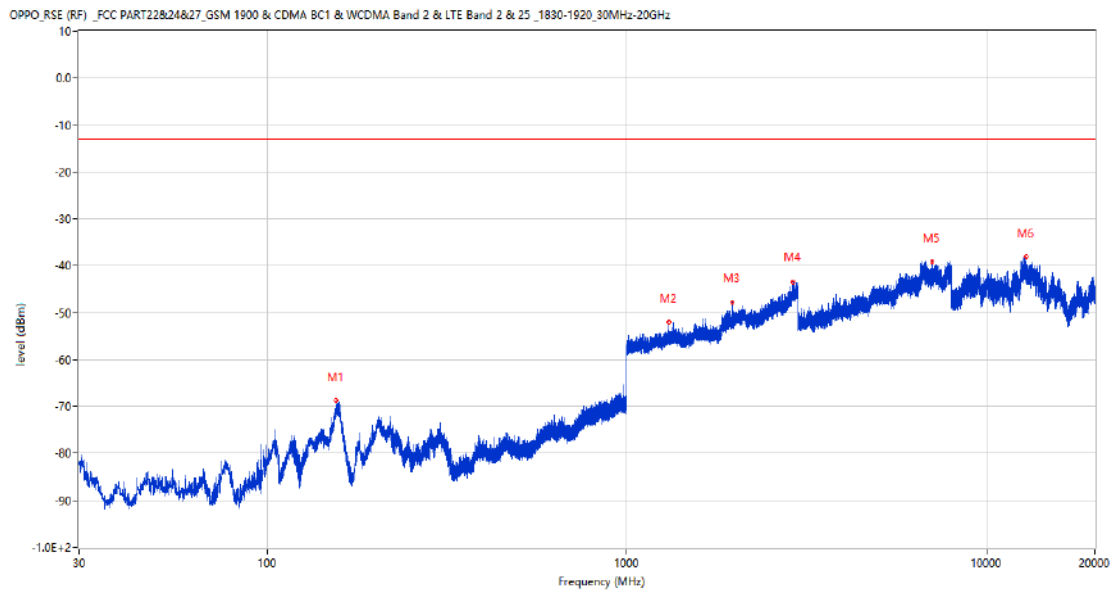
RSE-V&H GSM 1900 CH512



Frequency (MHz)	Result (dBm)	Factor (dB)	PK Limit (dBm)	Over Limit (dB)	Table (o)	ANT	EUT	Verdict
76.026	-69.33	-21.26	-13.0	-56.33	310.00	Vertical	Horizontal	Pass
1349.600	-52.81	-0.22	-13.0	-39.81	358.00	Vertical	Horizontal	Pass
1850.900	-49.62	2.44	-13.0	-36.62	342.00	Vertical	Horizontal	Pass
2888.400	-42.63	11.70	-13.0	-29.63	350.00	Vertical	Horizontal	Pass
6703.000	-39.10	15.54	-13.0	-26.10	97.00	Vertical	Horizontal	Pass
12709.387	-37.80	16.44	-13.0	-24.80	3.00	Vertical	Horizontal	Pass

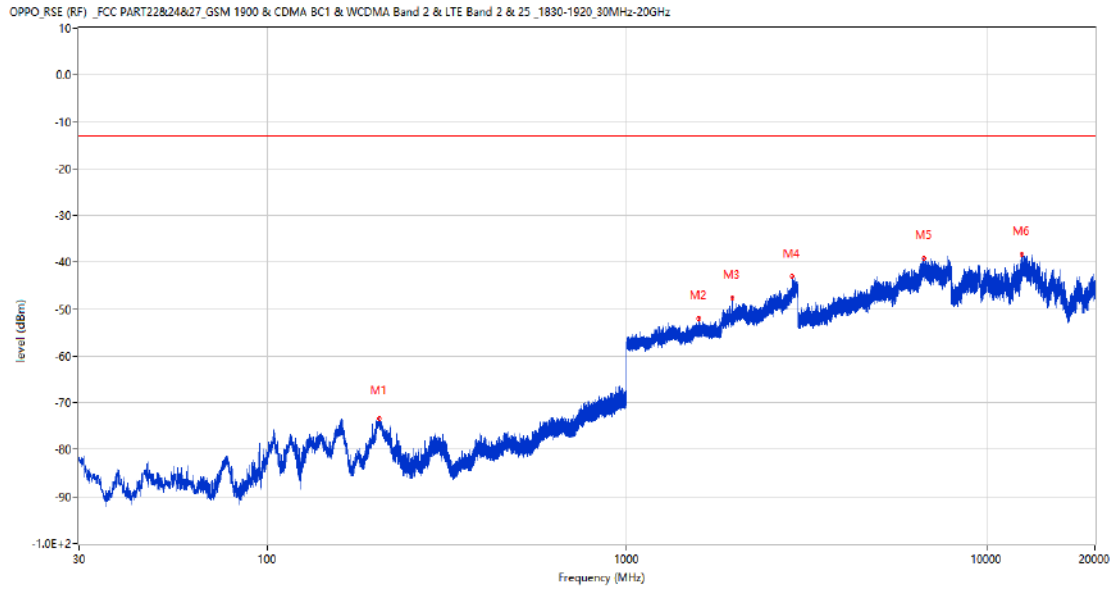
## 2.2 GSM 1900 Middle Channel

### RSE-H&H GSM 1900 CH661



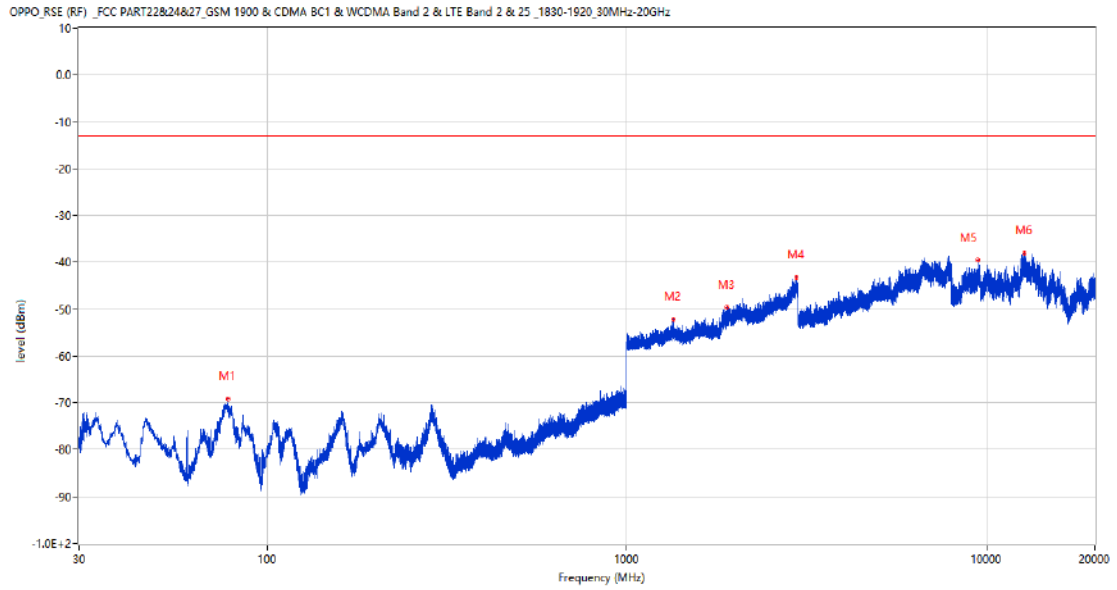
Frequency (MHz)	Result (dBm)	Factor (dB)	PK Limit (dBm)	Over Limit (dB)	Table (o)	ANT	EUT	Verdict
155.421	-68.81	-20.76	-13.0	-55.81	254.00	Horizontal	Horizontal	Pass
1309.100	-52.04	-0.28	-13.0	-39.04	201.00	Horizontal	Horizontal	Pass
1961.000	-47.84	2.81	-13.0	-34.84	16.00	Horizontal	Horizontal	N/A
2887.900	-43.42	11.72	-13.0	-30.42	324.00	Horizontal	Horizontal	Pass
7048.500	-39.00	13.99	-13.0	-26.00	360.00	Horizontal	Horizontal	Pass
12877.237	-37.97	16.11	-13.0	-24.97	1.00	Horizontal	Horizontal	Pass

RSE-H&V GSM 1900 CH661



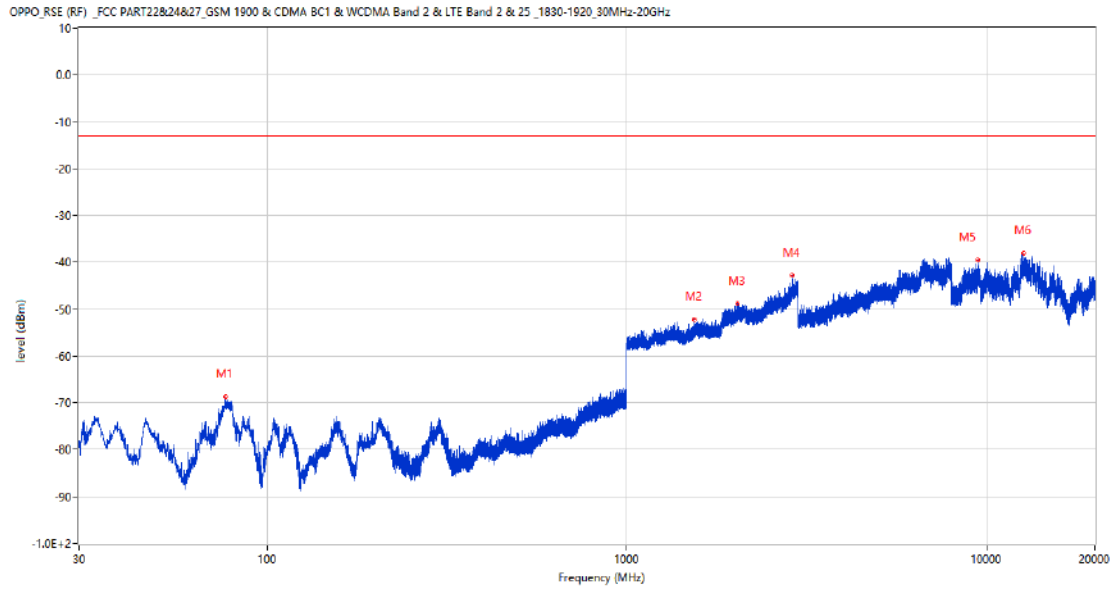
Frequency (MHz)	Result (dBm)	Factor (dB)	PK Limit (dBm)	Over Limit (dB)	Table (o)	ANT	EUT	Verdict
205.036	-73.24	-16.06	-13.0	-60.24	294.00	Horizontal	Vertical	Pass
1580.200	-52.01	0.32	-13.0	-39.01	199.00	Horizontal	Vertical	Pass
1960.500	-47.63	2.80	-13.0	-34.63	199.00	Horizontal	Vertical	N/A
2886.500	-43.00	11.41	-13.0	-30.00	352.00	Horizontal	Vertical	Pass
6685.250	-39.08	14.56	-13.0	-26.08	343.00	Horizontal	Vertical	Pass
12499.912	-38.27	15.66	-13.0	-25.27	138.00	Horizontal	Vertical	Pass

RSE-V&V GSM 1900 CH661



Frequency (MHz)	Result (dBm)	Factor (dB)	PK Limit (dBm)	Over Limit (dB)	Table (o)	ANT	EUT	Verdict
77.675	-69.07	-21.16	-13.0	-56.07	312.00	Vertical	Vertical	Pass
1345.200	-52.23	-0.18	-13.0	-39.23	274.00	Vertical	Vertical	Pass
1901.800	-49.61	3.06	-13.0	-36.61	308.00	Vertical	Vertical	Pass
2961.100	-43.34	11.67	-13.0	-30.34	103.00	Vertical	Vertical	Pass
9456.825	-39.61	14.01	-13.0	-26.61	222.00	Vertical	Vertical	Pass
12712.237	-38.01	16.41	-13.0	-25.01	128.00	Vertical	Vertical	Pass

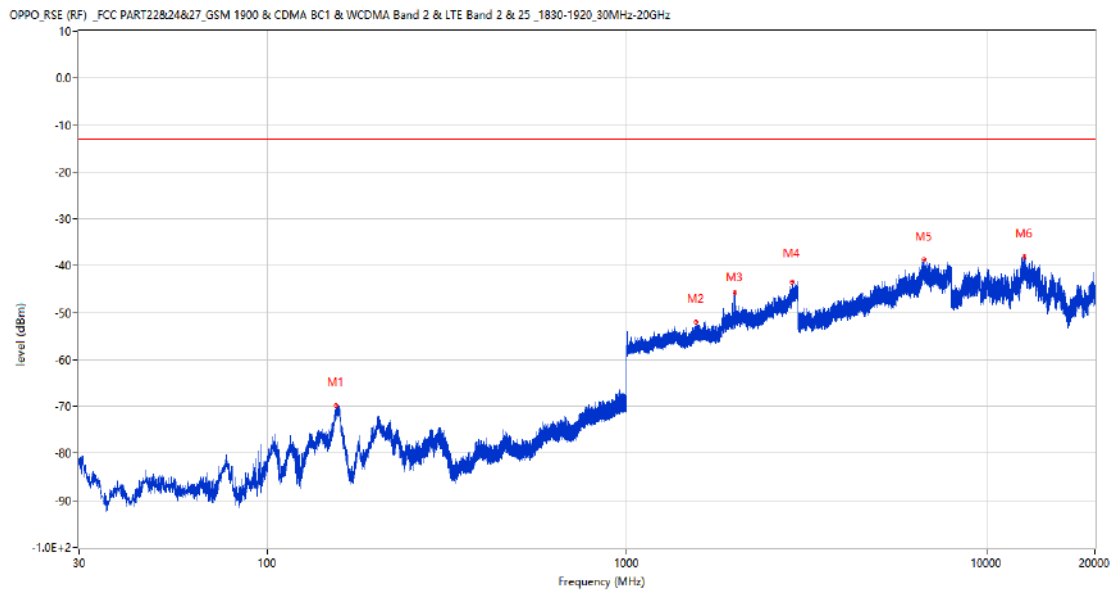
RSE-V&H GSM 1900 CH661



Frequency (MHz)	Result (dBm)	Factor (dB)	PK Limit (dBm)	Over Limit (dB)	Table (o)	ANT	EUT	Verdict
76.317	-68.70	-21.26	-13.0	-55.70	324.00	Vertical	Horizontal	Pass
1543.700	-52.24	0.19	-13.0	-39.24	265.00	Vertical	Horizontal	Pass
2033.800	-48.93	3.69	-13.0	-35.93	1.00	Vertical	Horizontal	Pass
2886.000	-42.92	11.24	-13.0	-29.92	300.00	Vertical	Horizontal	Pass
9448.750	-39.43	14.20	-13.0	-26.43	121.00	Vertical	Horizontal	Pass
12667.112	-38.04	15.97	-13.0	-25.04	20.00	Vertical	Horizontal	Pass

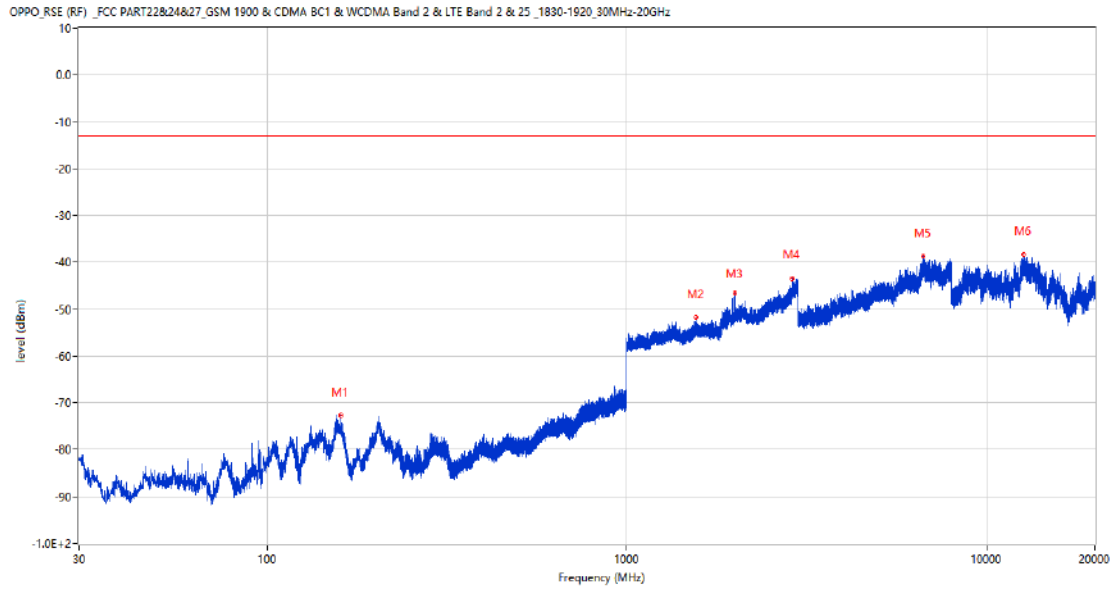
## 2.3 GSM 1900 High Channel

### RSE-H&H GSM 1900 CH810



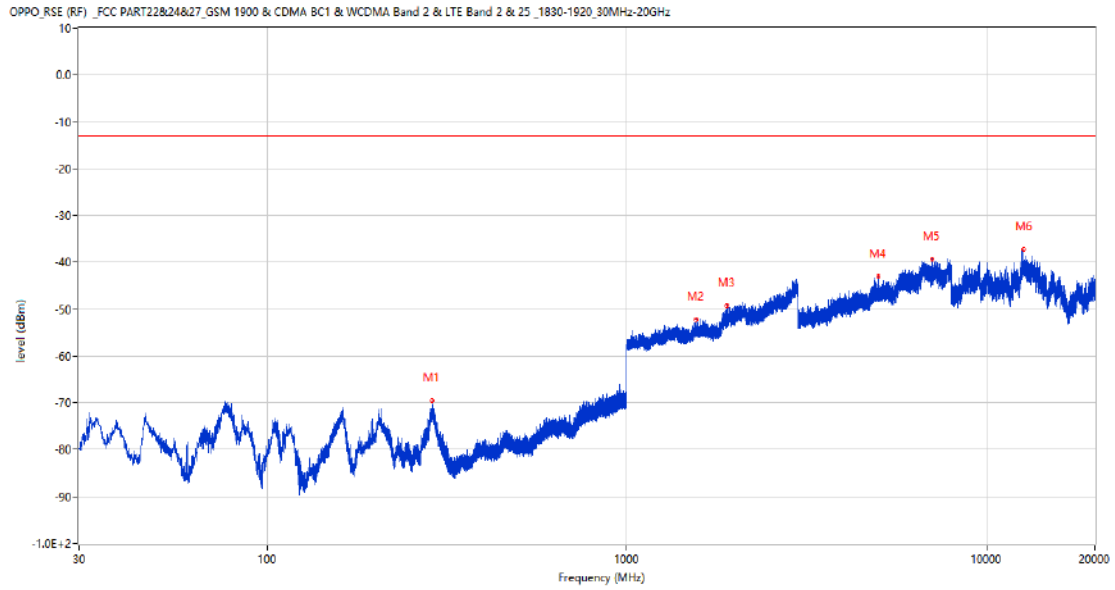
Frequency (MHz)	Result (dBm)	Factor (dB)	PK Limit (dBm)	Over Limit (dB)	Table (o)	ANT	EUT	Verdict
155.760	-69.68	-20.66	-13.0	-56.68	288.00	Horizontal	Horizontal	Pass
1558.400	-52.03	0.13	-13.0	-39.03	316.00	Horizontal	Horizontal	Pass
1990.500	-45.76	2.96	-13.0	-32.76	174.00	Horizontal	Horizontal	N/A
2886.700	-43.50	11.47	-13.0	-30.50	156.00	Horizontal	Horizontal	Pass
6696.250	-38.71	15.12	-13.0	-25.71	296.00	Horizontal	Horizontal	Pass
12715.563	-38.10	16.37	-13.0	-25.10	196.00	Horizontal	Horizontal	Pass

RSE-H&V GSM 1900 CH810



Frequency (MHz)	Result (dBm)	Factor (dB)	PK Limit (dBm)	Over Limit (dB)	Table (o)	ANT	EUT	Verdict
159.980	-72.65	-19.46	-13.0	-59.65	174.00	Horizontal	Vertical	Pass
1560.700	-51.71	0.26	-13.0	-38.71	168.00	Horizontal	Vertical	Pass
1990.700	-46.59	2.95	-13.0	-33.59	203.00	Horizontal	Vertical	N/A
2885.600	-43.54	11.16	-13.0	-30.54	1.00	Horizontal	Vertical	Pass
6683.500	-38.69	14.62	-13.0	-25.69	287.00	Horizontal	Vertical	Pass
12700.125	-38.33	16.54	-13.0	-25.33	291.00	Horizontal	Vertical	Pass

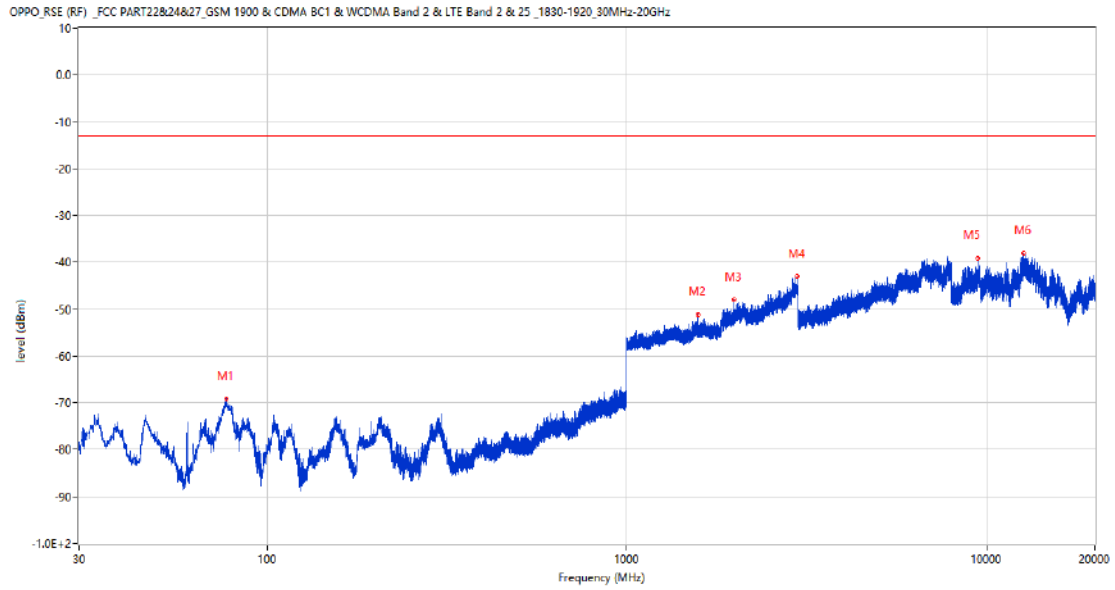
RSE-V&V GSM 1900 CH810



Frequency (MHz)	Result (dBm)	Factor (dB)	PK Limit (dBm)	Over Limit (dB)	Table (o)	ANT	EUT	Verdict
287.293	-69.48	-13.83	-13.0	-56.48	3.00	Vertical	Vertical	Pass
1559.400	-52.15	0.14	-13.0	-39.15	333.00	Vertical	Vertical	Pass
1895.600	-49.30	2.99	-13.0	-36.30	88.00	Vertical	Vertical	Pass
4988.000	-43.07	10.83	-13.0	-30.07	120.00	Vertical	Vertical	Pass
7051.750	-39.22	13.99	-13.0	-26.22	154.00	Vertical	Vertical	Pass
12686.113	-37.25	16.30	-13.0	-24.25	348.00	Vertical	Vertical	Pass



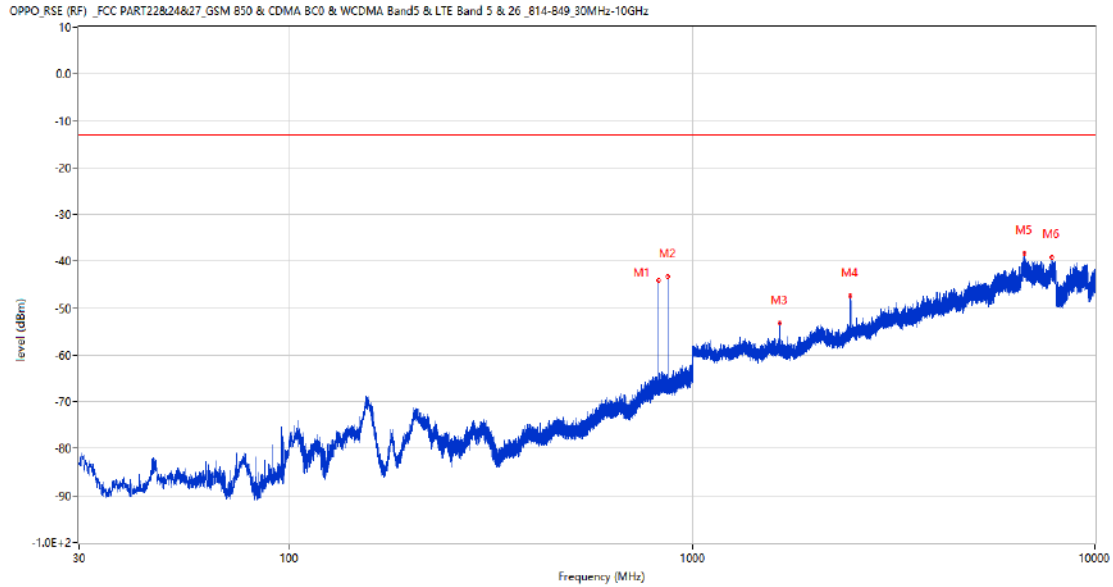
RSE-V&H GSM 1900 CH810



Frequency (MHz)	Result (dBm)	Factor (dB)	PK Limit (dBm)	Over Limit (dB)	Table (o)	ANT	EUT	Verdict
76.851	-69.12	-21.23	-13.0	-56.12	306.00	Vertical	Horizontal	Pass
1573.600	-51.15	0.40	-13.0	-38.15	2.00	Vertical	Horizontal	Pass
1982.500	-48.04	2.82	-13.0	-35.04	203.00	Vertical	Horizontal	N/A
2975.000	-42.98	11.32	-13.0	-29.98	359.00	Vertical	Horizontal	Pass
9441.150	-39.13	14.08	-13.0	-26.13	360.00	Vertical	Horizontal	Pass
12677.325	-38.12	16.15	-13.0	-25.12	3.00	Vertical	Horizontal	Pass

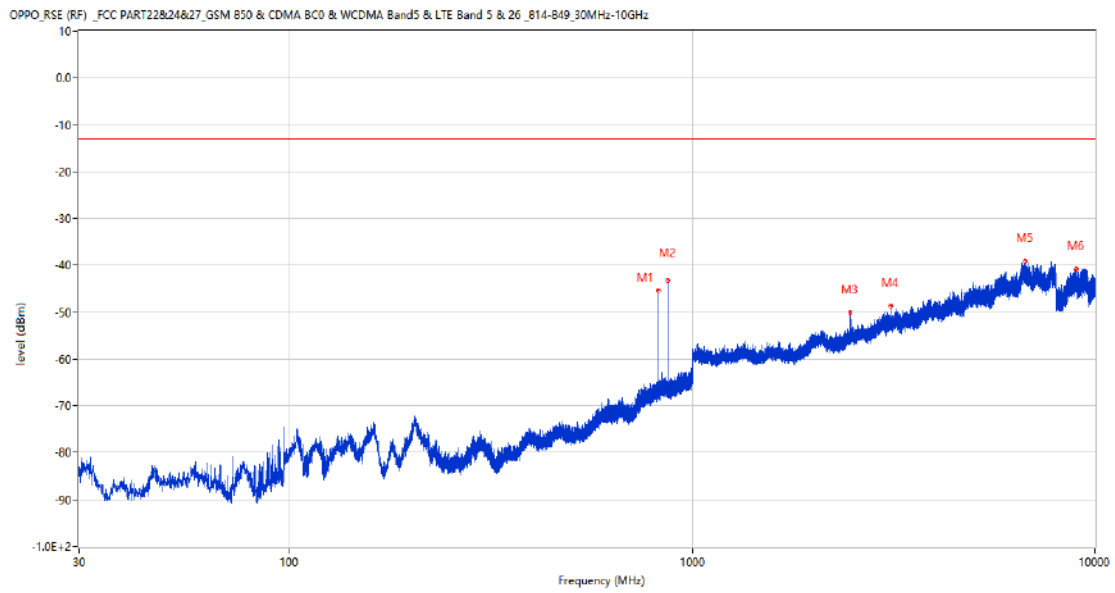
EGPRS  
 3 EGPRS 850  
 3.1 EGPRS 850 Low Channel

RSE-H&H EGPRS 850 CH128



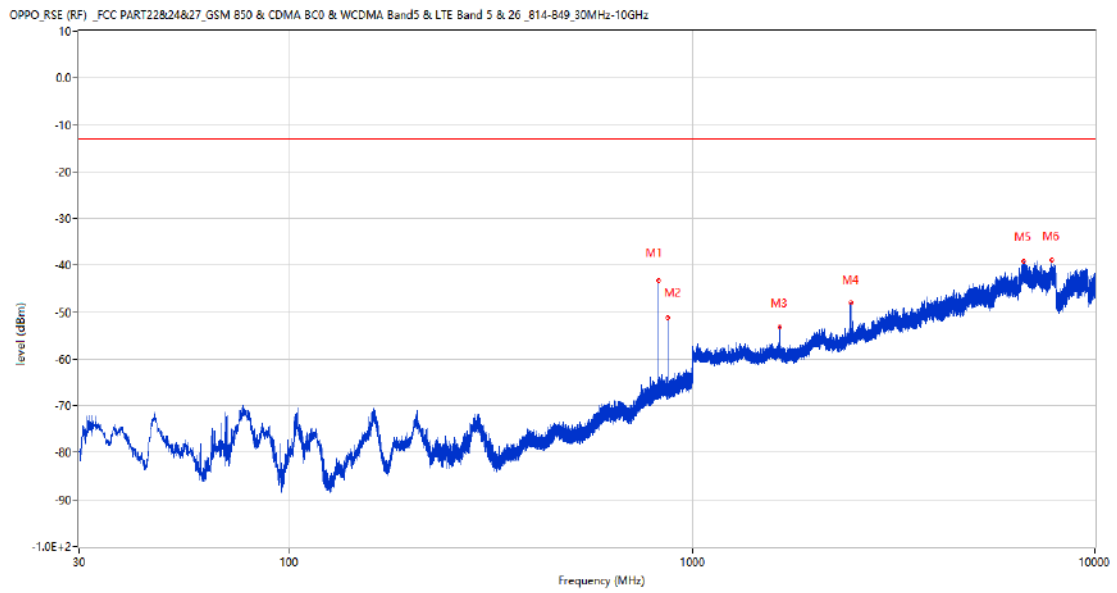
Frequency (MHz)	Result (dBm)	Factor (dB)	PK Limit (dBm)	Over Limit (dB)	Table (o)	ANT	EUT	Verdict
824.188	-44.11	4.28	-13.0	-31.11	320.00	Horizontal	Horizontal	N/A
869.244	-43.29	4.20	-13.0	-30.29	191.00	Horizontal	Horizontal	N/A
1649.300	-53.15	-4.14	-13.0	-40.15	10.00	Horizontal	Horizontal	Pass
2473.100	-47.38	-0.33	-13.0	-34.38	325.00	Horizontal	Horizontal	Pass
6701.250	-38.29	15.40	-13.0	-25.29	360.00	Horizontal	Horizontal	Pass
7818.750	-39.01	16.27	-13.0	-26.01	223.00	Horizontal	Horizontal	Pass

RSE-H&V EGPRS 850 CH128



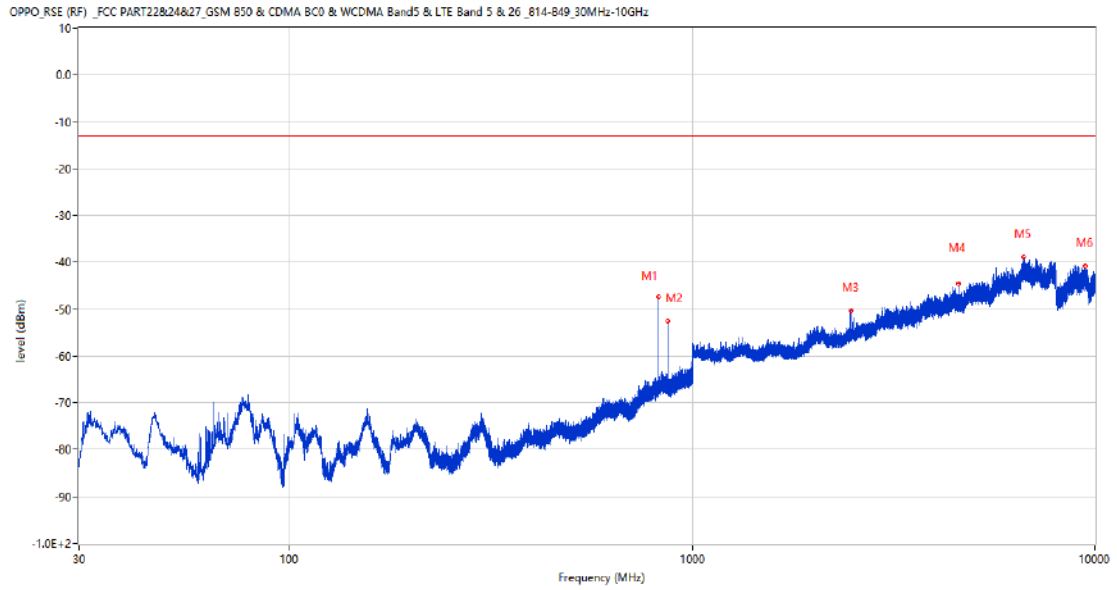
Frequency (MHz)	Result (dBm)	Factor (dB)	PK Limit (dBm)	Over Limit (dB)	Table (o)	ANT	EUT	Verdict
824.188	-45.30	4.28	-13.0	-32.30	21.00	Horizontal	Vertical	N/A
869.147	-43.23	4.19	-13.0	-30.23	192.00	Horizontal	Vertical	N/A
2472.800	-50.16	-0.35	-13.0	-37.16	218.00	Horizontal	Vertical	Pass
3105.250	-48.67	5.36	-13.0	-35.67	1.00	Horizontal	Vertical	Pass
6708.500	-39.03	15.70	-13.0	-26.03	47.00	Horizontal	Vertical	Pass
8993.500	-40.69	13.59	-13.0	-27.69	360.00	Horizontal	Vertical	Pass

RSE-V&V EGPRS 850 CH128



Frequency (MHz)	Result (dBm)	Factor (dB)	PK Limit (dBm)	Over Limit (dB)	Table (o)	ANT	EUT	Verdict
824.236	-43.15	4.28	-13.0	-30.15	189.00	Vertical	Vertical	N/A
869.292	-51.03	4.20	-13.0	-38.03	252.00	Vertical	Vertical	N/A
1648.900	-53.26	-4.15	-13.0	-40.26	55.00	Vertical	Vertical	Pass
2473.600	-48.06	-0.31	-13.0	-35.06	360.00	Vertical	Vertical	Pass
6637.500	-39.01	15.03	-13.0	-26.01	212.00	Vertical	Vertical	Pass
7816.750	-38.94	16.35	-13.0	-25.94	30.00	Vertical	Vertical	Pass

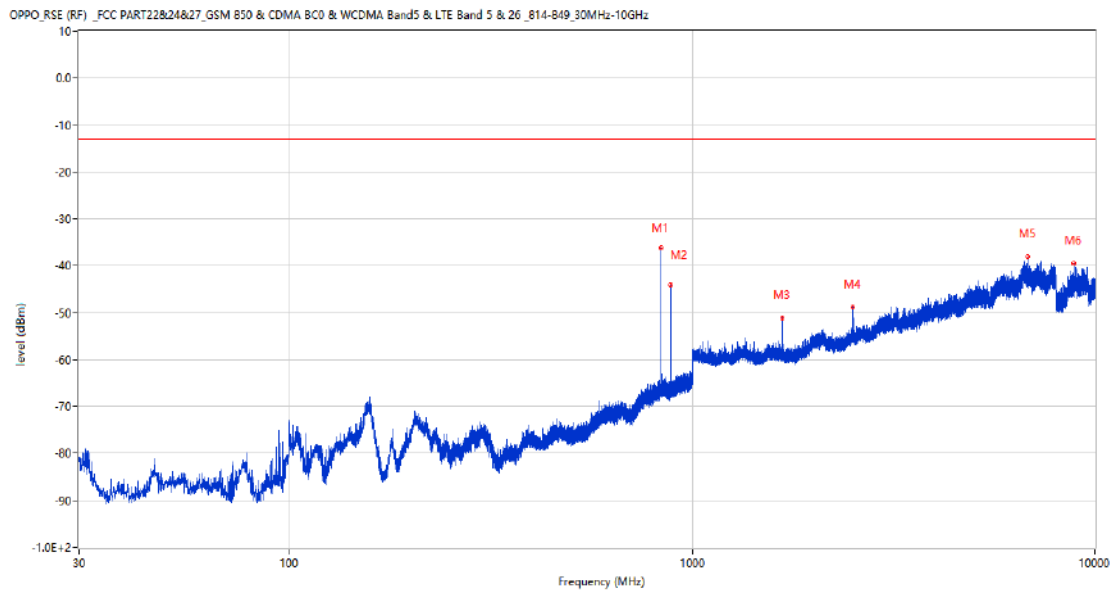
RSE-V&H EGPRS 850 CH128



Frequency (MHz)	Result (dBm)	Factor (dB)	PK Limit (dBm)	Over Limit (dB)	Table (o)	ANT	EUT	Verdict
824.284	-47.45	4.28	-13.0	-34.45	0.00	Vertical	Horizontal	N/A
869.244	-52.50	4.20	-13.0	-39.50	261.00	Vertical	Horizontal	N/A
2473.600	-50.26	-0.31	-13.0	-37.26	186.00	Vertical	Horizontal	Pass
4577.750	-44.55	9.06	-13.0	-31.55	310.00	Vertical	Horizontal	Pass
6664.000	-38.90	14.69	-13.0	-25.90	360.00	Vertical	Horizontal	Pass
9451.300	-40.80	14.18	-13.0	-27.80	343.00	Vertical	Horizontal	Pass

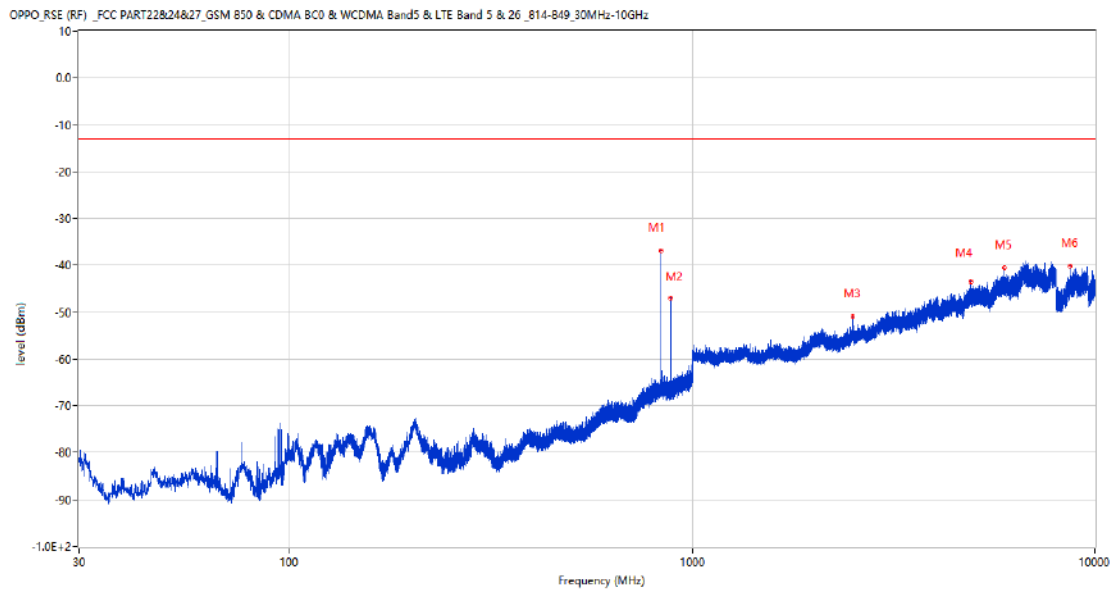
### 3.2 EGPRS 850 Middle Channel

#### RSE-H&H EGPRS 850 CH190



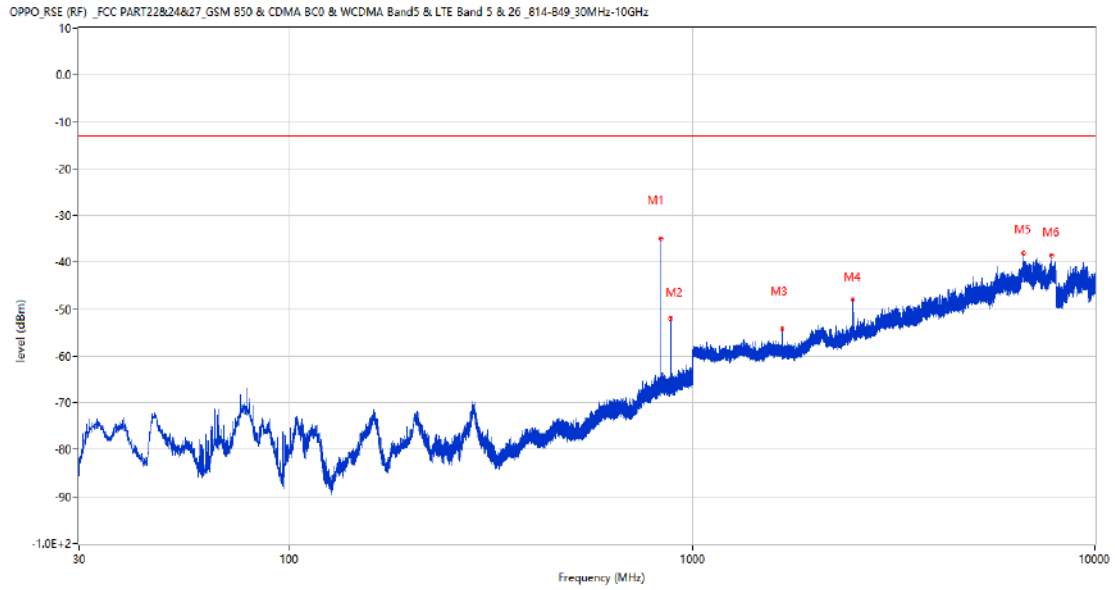
Frequency (MHz)	Result (dBm)	Factor (dB)	PK Limit (dBm)	Over Limit (dB)	Table (o)	ANT	EUT	Verdict
836.652	-36.19	4.78	-13.0	-23.19	342.00	Horizontal	Horizontal	N/A
881.660	-44.17	4.17	-13.0	-31.17	188.00	Horizontal	Horizontal	N/A
1674.000	-51.13	-4.51	-13.0	-38.13	312.00	Horizontal	Horizontal	Pass
2510.200	-48.81	0.54	-13.0	-35.81	312.00	Horizontal	Horizontal	Pass
6835.250	-37.99	14.20	-13.0	-24.99	121.00	Horizontal	Horizontal	Pass
8858.299	-39.56	14.72	-13.0	-26.56	360.00	Horizontal	Horizontal	Pass

RSE-H&V EGPRS 850 CH190



Frequency (MHz)	Result (dBm)	Factor (dB)	PK Limit (dBm)	Over Limit (dB)	Table (o)	ANT	EUT	Verdict
836.555	-36.87	4.77	-13.0	-23.87	39.00	Horizontal	Vertical	N/A
881.514	-47.06	4.17	-13.0	-34.06	200.00	Horizontal	Vertical	N/A
2510.000	-50.96	0.52	-13.0	-37.96	0.00	Horizontal	Vertical	Pass
4917.750	-43.50	10.64	-13.0	-30.50	99.00	Horizontal	Vertical	Pass
5965.500	-40.61	13.62	-13.0	-27.61	240.00	Horizontal	Vertical	Pass
8687.799	-40.05	13.87	-13.0	-27.05	221.00	Horizontal	Vertical	Pass

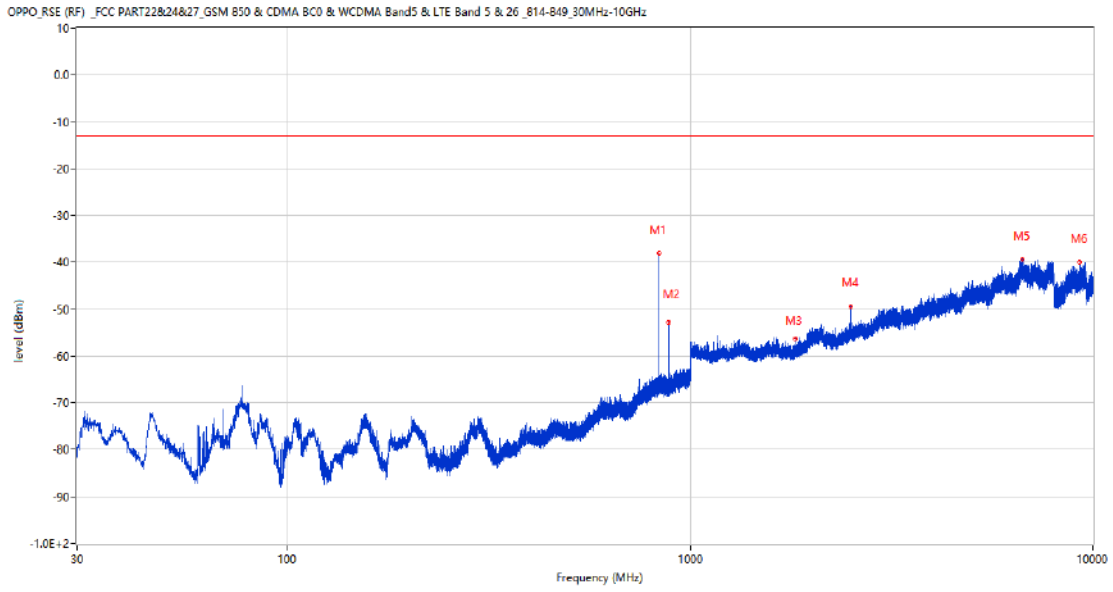
RSE-V&V EGPRS 850 CH190



Frequency (MHz)	Result (dBm)	Factor (dB)	PK Limit (dBm)	Over Limit (dB)	Table (o)	ANT	EUT	Verdict
836.604	-34.89	4.78	-13.0	-21.89	155.00	Vertical	Vertical	N/A
881.612	-51.92	4.17	-13.0	-38.92	258.00	Vertical	Vertical	N/A
1673.600	-54.21	-4.46	-13.0	-41.21	312.00	Vertical	Vertical	Pass
2510.500	-48.10	0.59	-13.0	-35.10	266.00	Vertical	Vertical	Pass
6659.750	-38.09	14.86	-13.0	-25.09	240.00	Vertical	Vertical	Pass
7795.500	-38.41	15.72	-13.0	-25.41	328.00	Vertical	Vertical	Pass



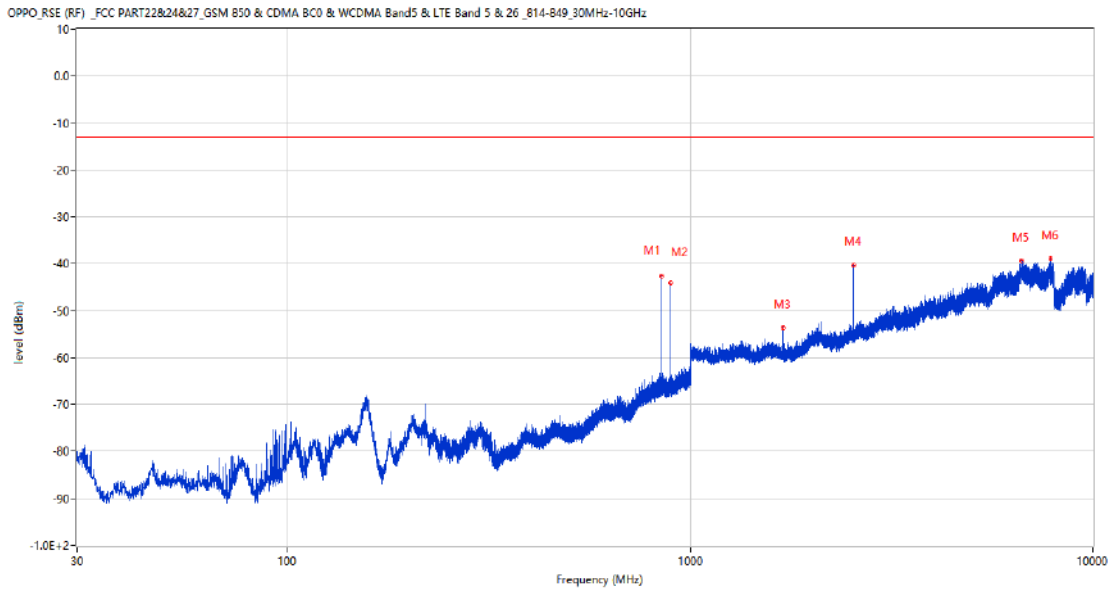
RSE-V&H EGPRS 850 CH190



Frequency (MHz)	Result (dBm)	Factor (dB)	PK Limit (dBm)	Over Limit (dB)	Table (o)	ANT	EUT	Verdict
836.604	-38.12	4.78	-13.0	-25.12	21.00	Vertical	Horizontal	N/A
881.660	-52.84	4.17	-13.0	-39.84	256.00	Vertical	Horizontal	N/A
1822.600	-56.30	-4.31	-13.0	-43.30	57.00	Vertical	Horizontal	Pass
2510.600	-49.37	0.61	-13.0	-36.37	172.00	Vertical	Horizontal	Pass
6698.500	-39.38	15.25	-13.0	-26.38	189.00	Vertical	Horizontal	Pass
9288.901	-40.00	15.14	-13.0	-27.00	25.00	Vertical	Horizontal	Pass

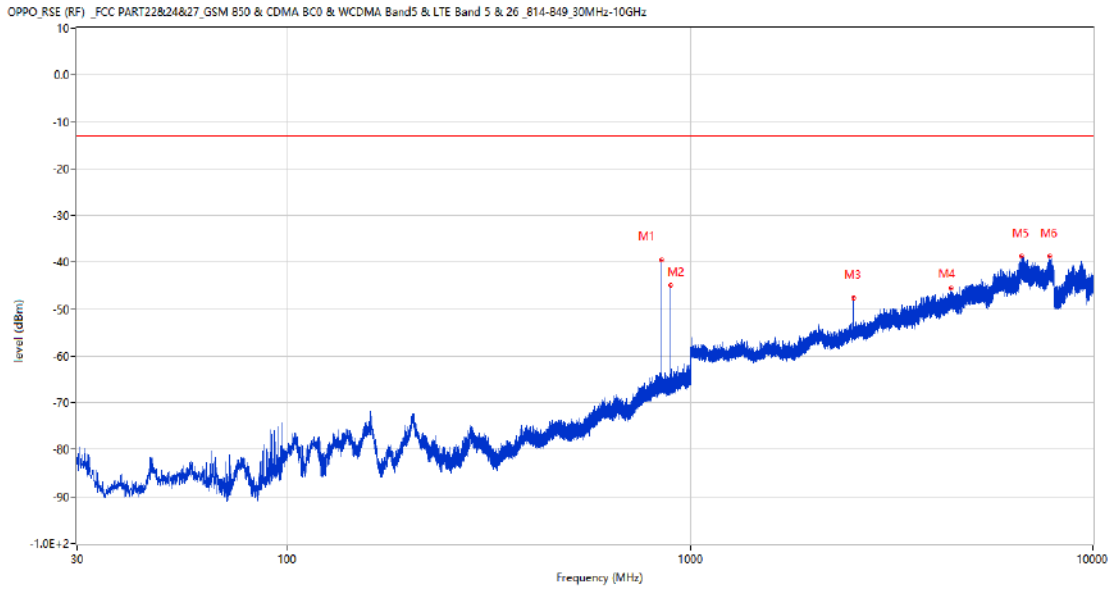
### 3.3 EGPRS 850 High Channel

#### RSE-H&H EGPRS 850 CH251



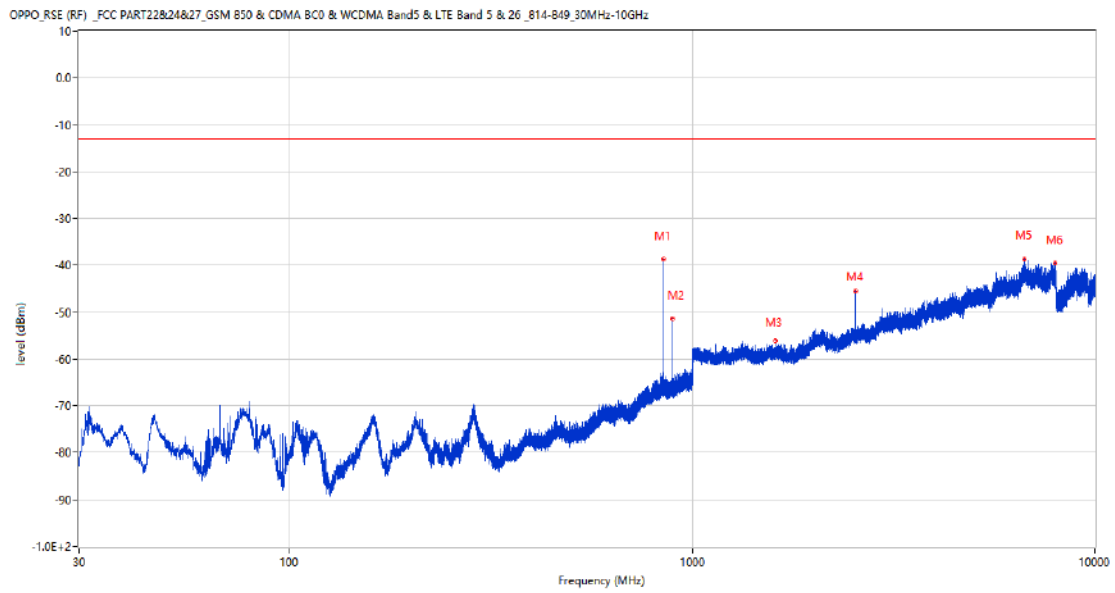
Frequency (MHz)	Result (dBm)	Factor (dB)	PK Limit (dBm)	Over Limit (dB)	Table (o)	ANT	EUT	Verdict
848.825	-42.60	4.87	-13.0	-29.60	360.00	Horizontal	Horizontal	N/A
893.785	-44.08	4.56	-13.0	-31.08	188.00	Horizontal	Horizontal	N/A
1698.400	-53.66	-4.46	-13.0	-40.66	331.00	Horizontal	Horizontal	Pass
2546.900	-40.41	0.43	-13.0	-27.41	331.00	Horizontal	Horizontal	Pass
6660.500	-39.22	14.75	-13.0	-26.22	246.00	Horizontal	Horizontal	Pass
7841.250	-38.96	14.89	-13.0	-25.96	284.00	Horizontal	Horizontal	Pass

RSE-H&V EGPRS 850 CH251



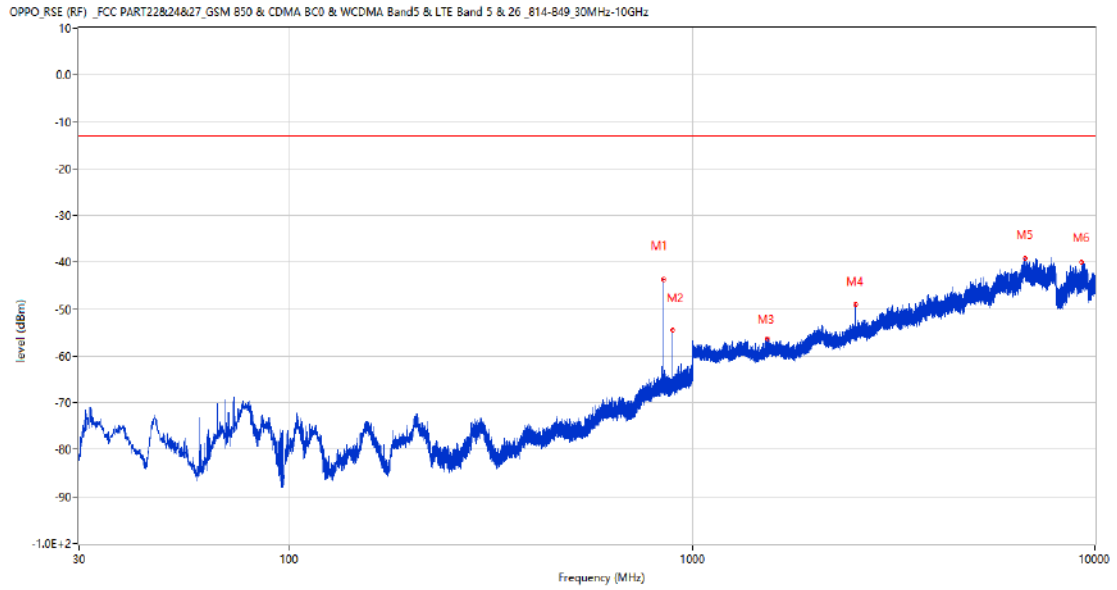
Frequency (MHz)	Result (dBm)	Factor (dB)	PK Limit (dBm)	Over Limit (dB)	Table (o)	ANT	EUT	Verdict
848.825	-39.50	4.87	-13.0	-26.50	4.00	Horizontal	Vertical	N/A
893.737	-44.88	4.56	-13.0	-31.88	195.00	Horizontal	Vertical	N/A
2546.900	-47.62	0.43	-13.0	-34.62	0.00	Horizontal	Vertical	Pass
4436.250	-45.56	9.65	-13.0	-32.56	100.00	Horizontal	Vertical	Pass
6645.000	-38.62	15.13	-13.0	-25.62	207.00	Horizontal	Vertical	Pass
7812.000	-38.74	16.35	-13.0	-25.74	100.00	Horizontal	Vertical	Pass

RSE-V&V EGPRS 850 CH251



Frequency (MHz)	Result (dBm)	Factor (dB)	PK Limit (dBm)	Over Limit (dB)	Table (o)	ANT	EUT	Verdict
848.729	-38.76	4.87	-13.0	-25.76	360.00	Vertical	Vertical	N/A
893.737	-51.37	4.56	-13.0	-38.37	269.00	Vertical	Vertical	N/A
1609.700	-56.07	-3.89	-13.0	-43.07	240.00	Vertical	Vertical	Pass
2546.900	-45.51	0.43	-13.0	-32.51	240.00	Vertical	Vertical	Pass
6691.250	-38.71	14.83	-13.0	-25.71	81.00	Vertical	Vertical	Pass
7967.750	-39.60	14.81	-13.0	-26.60	99.00	Vertical	Vertical	Pass

RSE-V&H EGPRS 850 CH251

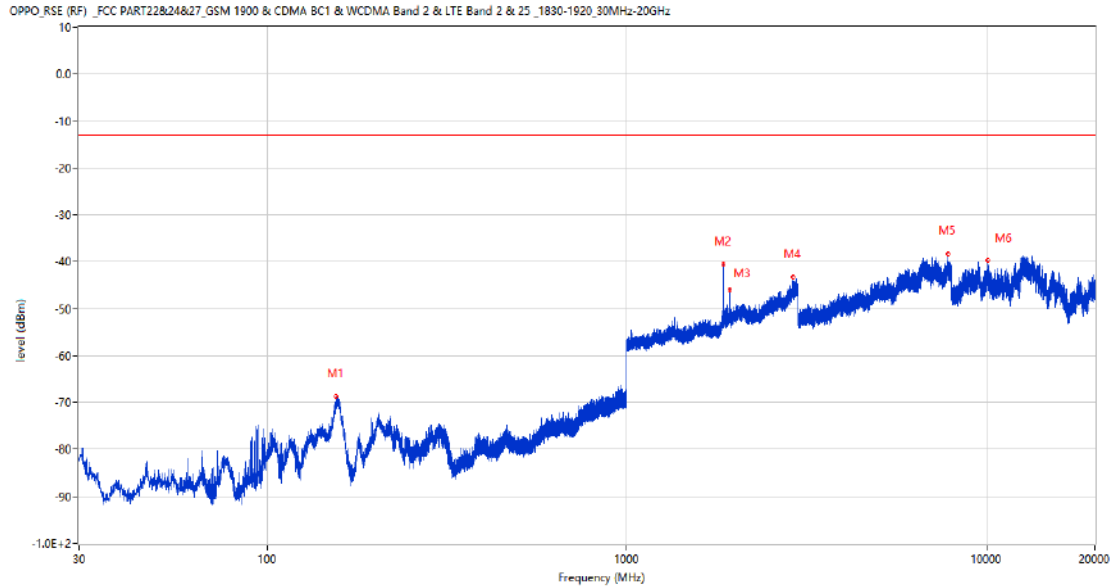


Frequency (MHz)	Result (dBm)	Factor (dB)	PK Limit (dBm)	Over Limit (dB)	Table (o)	ANT	EUT	Verdict
848.825	-43.74	4.87	-13.0	-30.74	14.00	Vertical	Horizontal	N/A
893.833	-54.45	4.56	-13.0	-41.45	331.00	Vertical	Horizontal	N/A
1537.900	-56.32	-4.13	-13.0	-43.32	243.00	Vertical	Horizontal	Pass
2546.900	-49.02	0.43	-13.0	-36.02	186.00	Vertical	Horizontal	Pass
6724.500	-39.03	15.59	-13.0	-26.03	99.00	Vertical	Horizontal	Pass
9293.799	-39.97	15.23	-13.0	-26.97	319.00	Vertical	Horizontal	Pass

## 4 EGPRS 1900

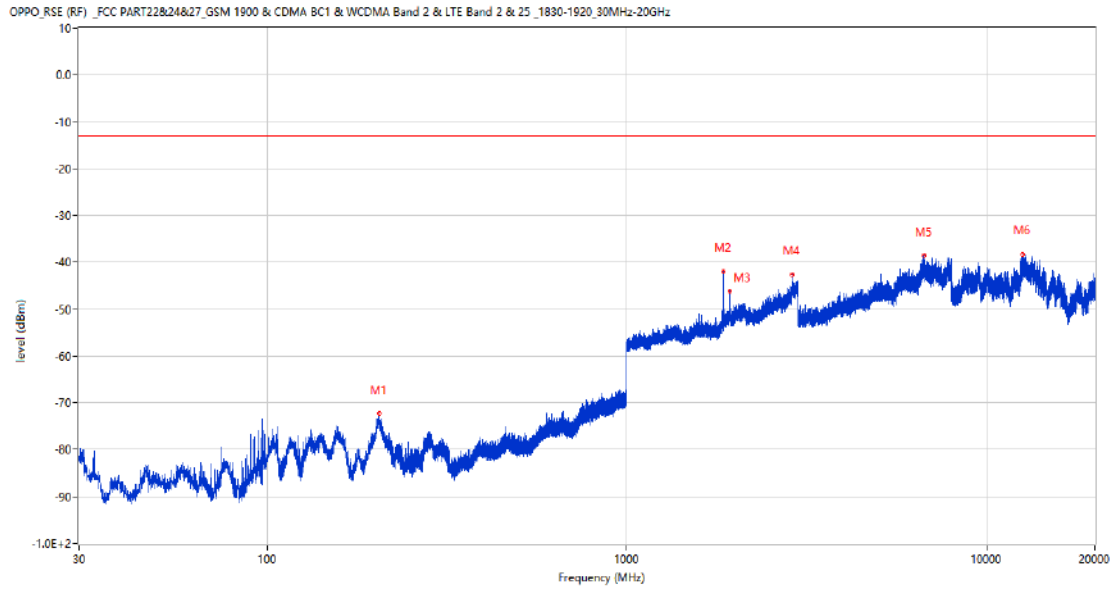
### 4.1 EGPRS 1900 Low Channel

#### RSE-H&H EGPRS 1900 CH512



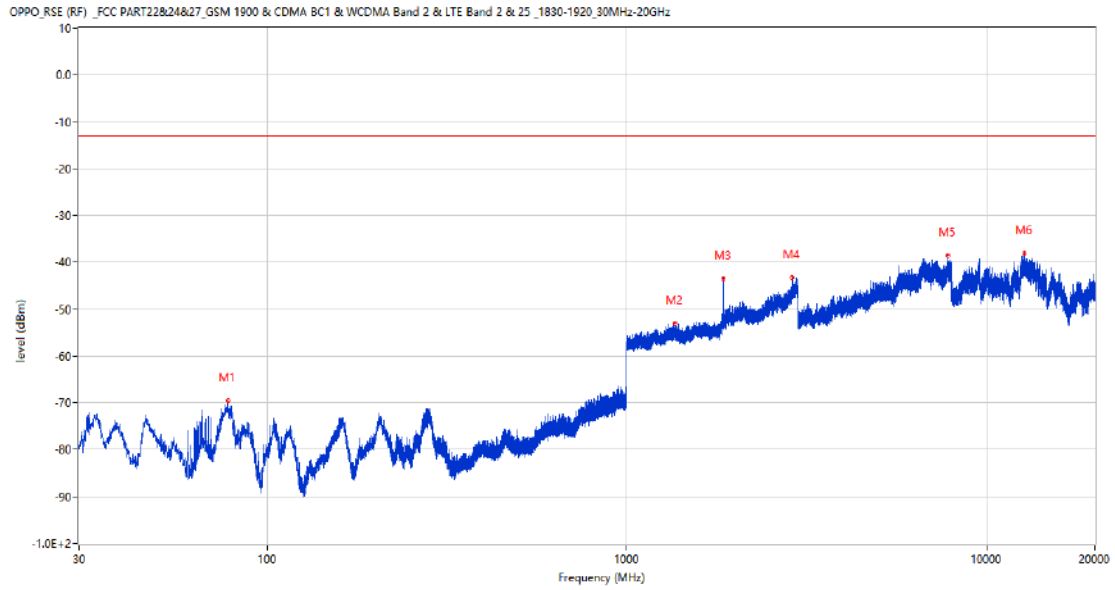
Frequency (MHz)	Result (dBm)	Factor (dB)	PK Limit (dBm)	Over Limit (dB)	Table (o)	ANT	EUT	Verdict
155.664	-68.63	-20.70	-13.0	-55.63	279.00	Horizontal	Horizontal	Pass
1850.900	-40.59	2.44	-13.0	-27.59	307.00	Horizontal	Horizontal	N/A
1930.800	-45.98	3.33	-13.0	-32.98	186.00	Horizontal	Horizontal	Pass
2889.500	-43.28	11.92	-13.0	-30.28	290.00	Horizontal	Horizontal	Pass
7816.500	-38.32	16.35	-13.0	-25.32	191.00	Horizontal	Horizontal	Pass
10061.025	-39.73	13.82	-13.0	-26.73	293.00	Horizontal	Horizontal	Pass

RSE-H&V EGPRS 1900 CH512



Frequency (MHz)	Result (dBm)	Factor (dB)	PK Limit (dBm)	Over Limit (dB)	Table (o)	ANT	EUT	Verdict
204.940	-72.32	-15.35	-13.0	-59.32	311.00	Horizontal	Vertical	Pass
1850.900	-42.07	2.44	-13.0	-29.07	196.00	Horizontal	Vertical	N/A
1930.900	-46.19	3.33	-13.0	-33.19	309.00	Horizontal	Vertical	Pass
2881.700	-42.64	10.54	-13.0	-29.64	12.00	Horizontal	Vertical	Pass
6702.000	-38.47	15.50	-13.0	-25.47	0.00	Horizontal	Vertical	Pass
12627.213	-38.34	15.46	-13.0	-25.34	360.00	Horizontal	Vertical	Pass

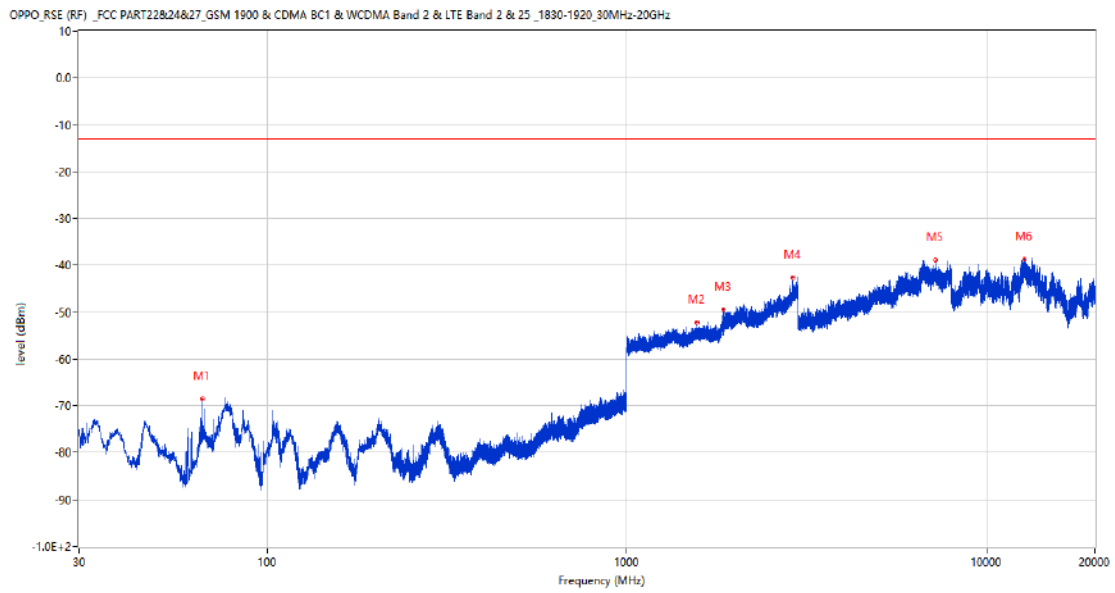
RSE-V&V EGPRS 1900 CH512



Frequency (MHz)	Result (dBm)	Factor (dB)	PK Limit (dBm)	Over Limit (dB)	Table (o)	ANT	EUT	Verdict
77.675	-69.54	-21.16	-13.0	-56.54	290.00	Vertical	Vertical	Pass
1359.200	-52.97	-0.32	-13.0	-39.97	238.00	Vertical	Vertical	Pass
1850.900	-43.41	2.44	-13.0	-30.41	212.00	Vertical	Vertical	N/A
2887.000	-43.23	11.57	-13.0	-30.23	341.00	Vertical	Vertical	Pass
7824.250	-38.46	16.03	-13.0	-25.46	248.00	Vertical	Vertical	Pass
12768.487	-38.10	15.93	-13.0	-25.10	360.00	Vertical	Vertical	Pass



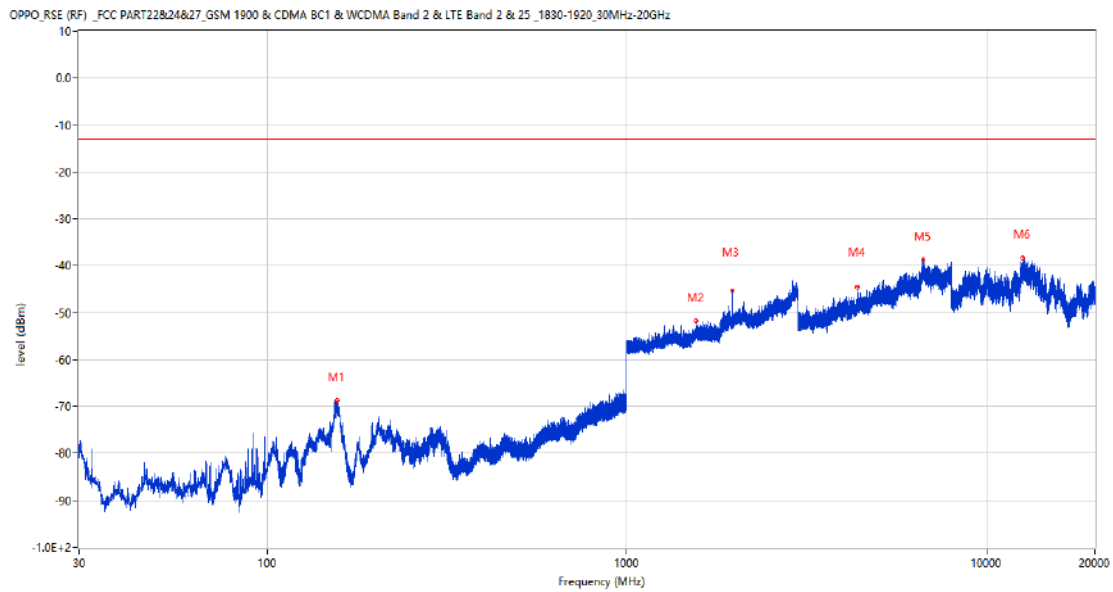
RSE-V&H EGPRS 1900 CH512



Frequency (MHz)	Result (dBm)	Factor (dB)	PK Limit (dBm)	Over Limit (dB)	Table (o)	ANT	EUT	Verdict
66.035	-68.58	-17.97	-13.0	-55.58	272.00	Vertical	Horizontal	Pass
1565.200	-52.19	0.26	-13.0	-39.19	339.00	Vertical	Horizontal	Pass
1851.100	-49.53	2.45	-13.0	-36.53	356.00	Vertical	Horizontal	Pass
2890.300	-42.64	12.05	-13.0	-29.64	3.00	Vertical	Horizontal	Pass
7197.000	-38.96	14.66	-13.0	-25.96	56.00	Vertical	Horizontal	Pass
12740.025	-38.58	16.11	-13.0	-25.58	68.00	Vertical	Horizontal	Pass

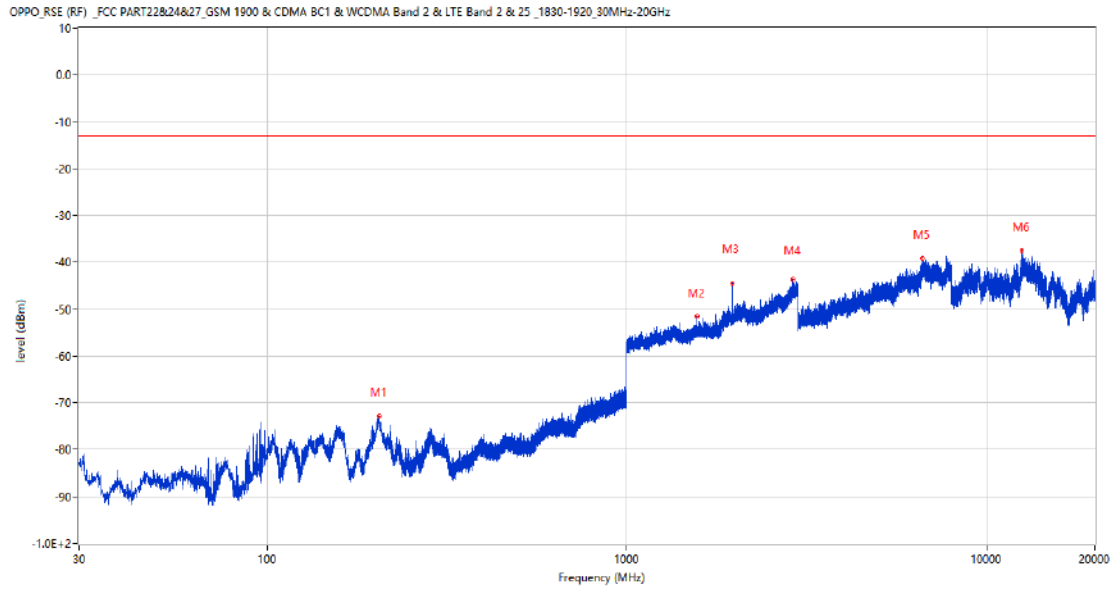
## 4.2 EGPRS 1900 Middle Channel

### RSE-H&H EGPRS 1900 CH661



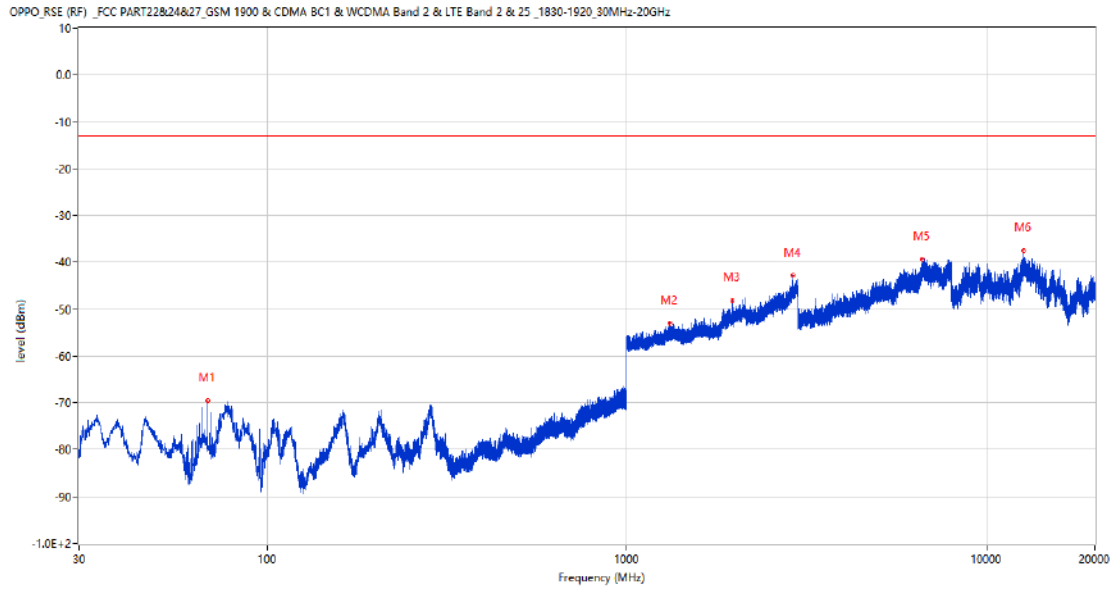
Frequency (MHz)	Result (dBm)	Factor (dB)	PK Limit (dBm)	Over Limit (dB)	Table (o)	ANT	EUT	Verdict
156.003	-68.80	-20.57	-13.0	-55.80	273.00	Horizontal	Horizontal	Pass
1556.400	-51.74	0.15	-13.0	-38.74	324.00	Horizontal	Horizontal	Pass
1960.700	-45.30	2.80	-13.0	-32.30	300.00	Horizontal	Horizontal	N/A
4366.750	-44.40	9.29	-13.0	-31.40	32.00	Horizontal	Horizontal	Pass
6649.000	-38.66	15.18	-13.0	-25.66	360.00	Horizontal	Horizontal	Pass
12612.963	-38.30	15.33	-13.0	-25.30	17.00	Horizontal	Horizontal	Pass

RSE-H&V EGPRS 1900 CH661



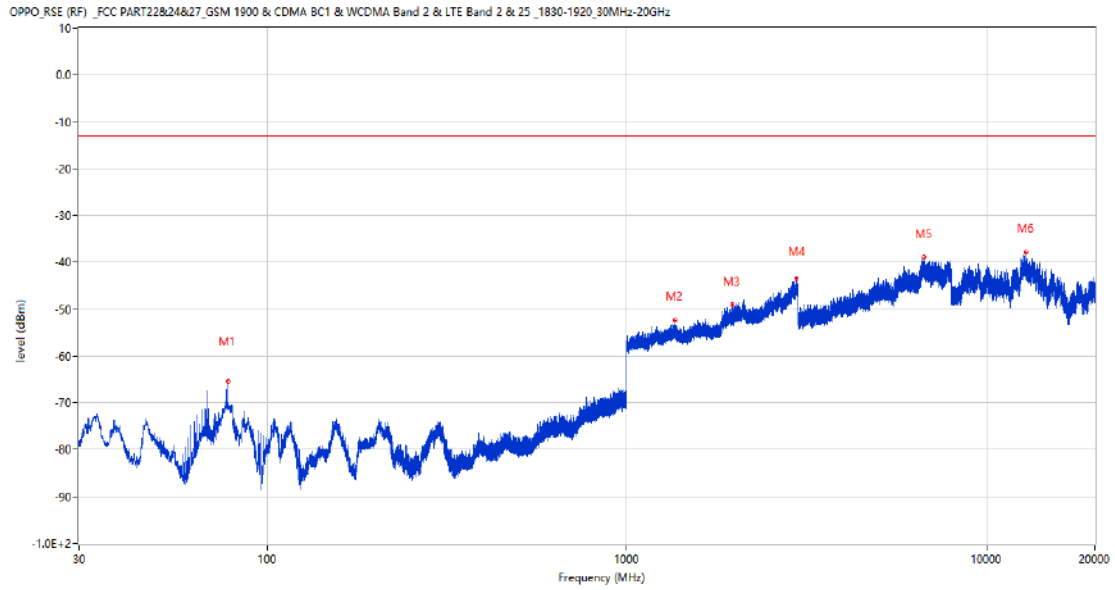
Frequency (MHz)	Result (dBm)	Factor (dB)	PK Limit (dBm)	Over Limit (dB)	Table (o)	ANT	EUT	Verdict
204.454	-72.81	-15.42	-13.0	-59.81	313.00	Horizontal	Vertical	Pass
1567.700	-51.60	0.25	-13.0	-38.60	70.00	Horizontal	Vertical	Pass
1960.900	-44.49	2.80	-13.0	-31.49	188.00	Horizontal	Vertical	N/A
2887.600	-43.73	11.73	-13.0	-30.73	350.00	Horizontal	Vertical	Pass
6634.250	-39.03	14.83	-13.0	-26.03	251.00	Horizontal	Vertical	Pass
12508.937	-37.49	15.48	-13.0	-24.49	130.00	Horizontal	Vertical	Pass

RSE-V&V EGPRS 1900 CH661



Frequency (MHz)	Result (dBm)	Factor (dB)	PK Limit (dBm)	Over Limit (dB)	Table (o)	ANT	EUT	Verdict
68.267	-69.58	-18.84	-13.0	-56.58	323.00	Vertical	Vertical	Pass
1314.300	-53.06	-0.42	-13.0	-40.06	236.00	Vertical	Vertical	Pass
1960.600	-48.27	2.80	-13.0	-35.27	88.00	Vertical	Vertical	N/A
2888.200	-42.81	11.70	-13.0	-29.81	107.00	Vertical	Vertical	Pass
6640.000	-39.37	15.07	-13.0	-26.37	330.00	Vertical	Vertical	Pass
12692.050	-37.45	16.40	-13.0	-24.45	321.00	Vertical	Vertical	Pass

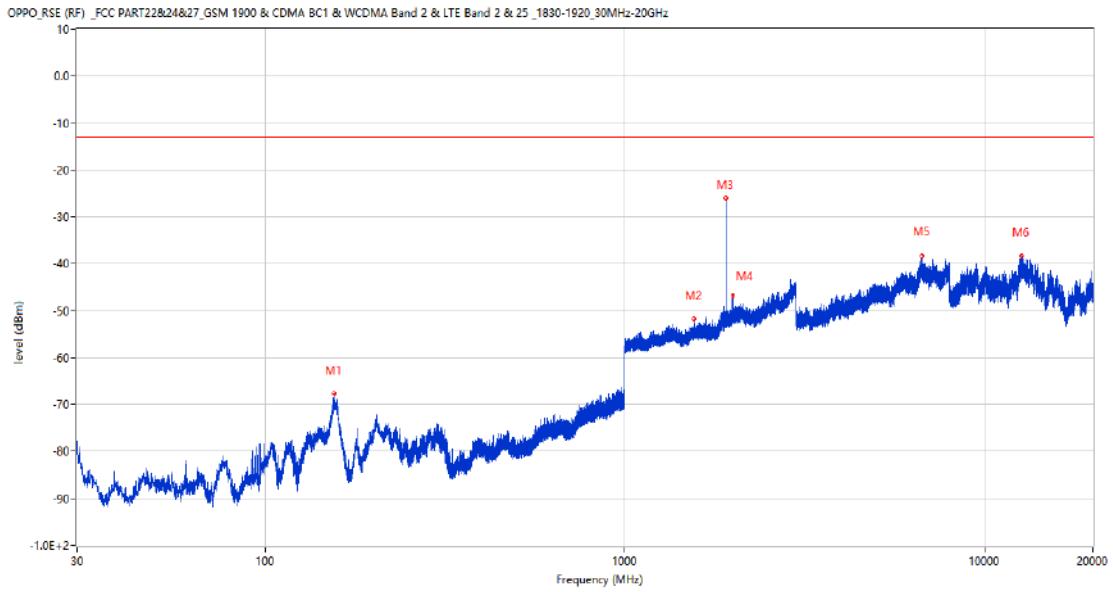
RSE-V&H EGPRS 1900 CH661



Frequency (MHz)	Result (dBm)	Factor (dB)	PK Limit (dBm)	Over Limit (dB)	Table (o)	ANT	EUT	Verdict
77.821	-65.31	-21.15	-13.0	-52.31	322.00	Vertical	Horizontal	Pass
1363.800	-52.28	-0.07	-13.0	-39.28	239.00	Vertical	Horizontal	Pass
1960.800	-48.97	2.80	-13.0	-35.97	265.00	Vertical	Horizontal	Pass
2961.600	-43.44	11.70	-13.0	-30.44	154.00	Vertical	Horizontal	Pass
6691.250	-38.89	14.83	-13.0	-25.89	352.00	Vertical	Horizontal	Pass
12900.076	-37.93	16.76	-13.0	-24.93	192.00	Vertical	Horizontal	Pass

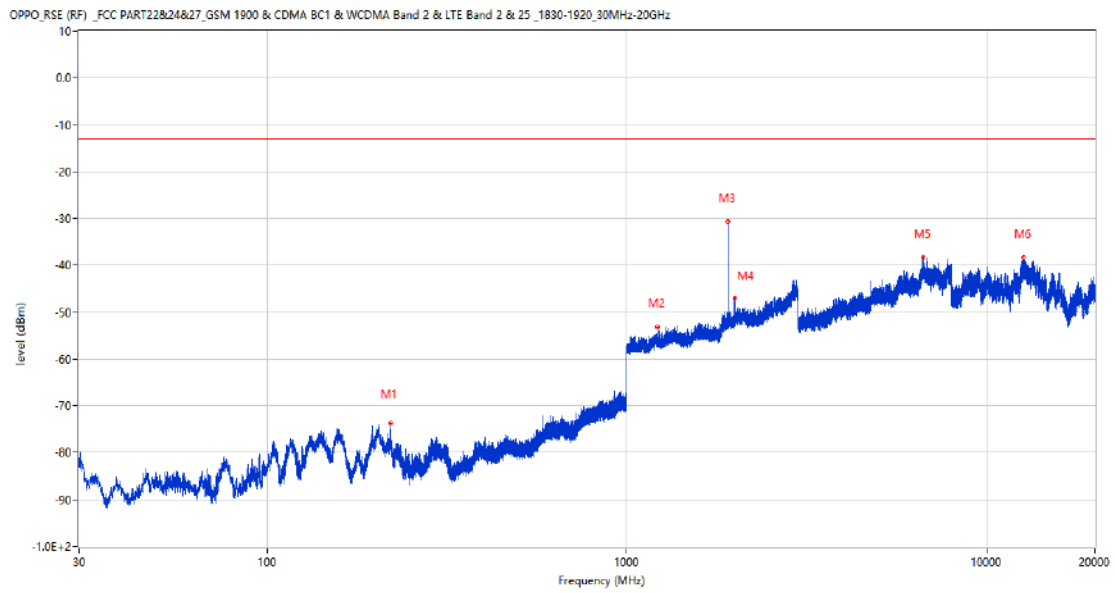
### 4.3 EGPRS 1900 High Channel

#### RSE-H&H EGPRS 1900 CH810



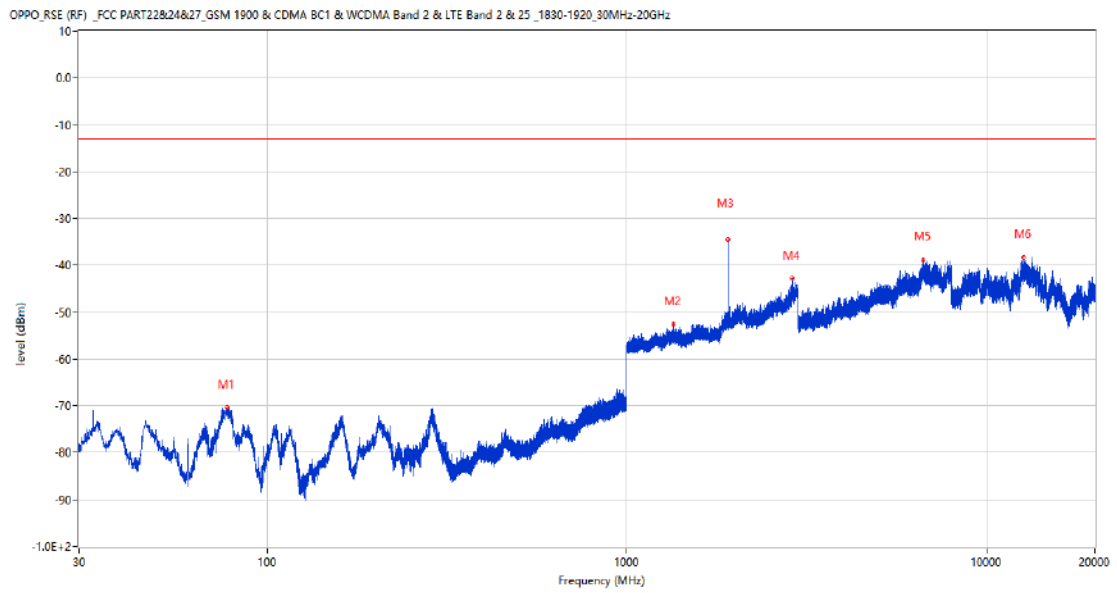
Frequency (MHz)	Result (dBm)	Factor (dB)	PK Limit (dBm)	Over Limit (dB)	Table (o)	ANT	EUT	Verdict
155.421	-67.75	-20.76	-13.0	-54.75	78.00	Horizontal	Horizontal	Pass
1556.000	-51.78	0.18	-13.0	-38.78	360.00	Horizontal	Horizontal	Pass
1910.500	-26.12	3.14	-13.0	-13.12	341.00	Horizontal	Horizontal	N/A
1990.600	-46.80	2.95	-13.0	-33.80	182.00	Horizontal	Horizontal	N/A
6712.500	-38.23	15.64	-13.0	-25.23	360.00	Horizontal	Horizontal	Pass
12697.513	-38.32	16.50	-13.0	-25.32	161.00	Horizontal	Horizontal	Pass

RSE-H&V EGPRS 1900 CH810



Frequency (MHz)	Result (dBm)	Factor (dB)	PK Limit (dBm)	Over Limit (dB)	Table (o)	ANT	EUT	Verdict
220.023	-73.61	-16.42	-13.0	-60.61	335.00	Horizontal	Vertical	Pass
1215.600	-53.28	-1.29	-13.0	-40.28	353.00	Horizontal	Vertical	Pass
1910.500	-30.57	3.14	-13.0	-17.57	337.00	Horizontal	Vertical	N/A
1990.600	-47.00	2.95	-13.0	-34.00	208.00	Horizontal	Vertical	N/A
6652.500	-38.19	15.05	-13.0	-25.19	224.00	Horizontal	Vertical	Pass
12672.338	-38.31	16.06	-13.0	-25.31	19.00	Horizontal	Vertical	Pass

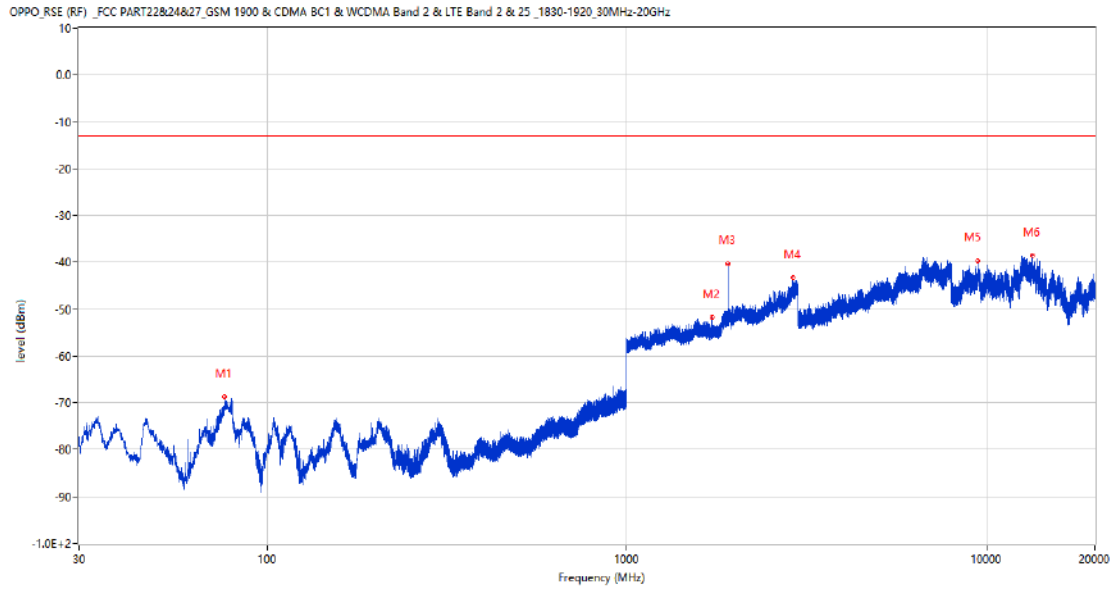
RSE-V&V EGPRS 1900 CH810



Frequency (MHz)	Result (dBm)	Factor (dB)	PK Limit (dBm)	Over Limit (dB)	Table (o)	ANT	EUT	Verdict
77.287	-70.29	-21.20	-13.0	-57.29	303.00	Vertical	Vertical	Pass
1346.800	-52.59	-0.20	-13.0	-39.59	178.00	Vertical	Vertical	Pass
1910.500	-34.60	3.14	-13.0	-21.60	82.00	Vertical	Vertical	N/A
2881.200	-42.74	10.44	-13.0	-29.74	255.00	Vertical	Vertical	Pass
6677.750	-38.84	14.53	-13.0	-25.84	75.00	Vertical	Vertical	Pass
12701.312	-38.17	16.53	-13.0	-25.17	189.00	Vertical	Vertical	Pass



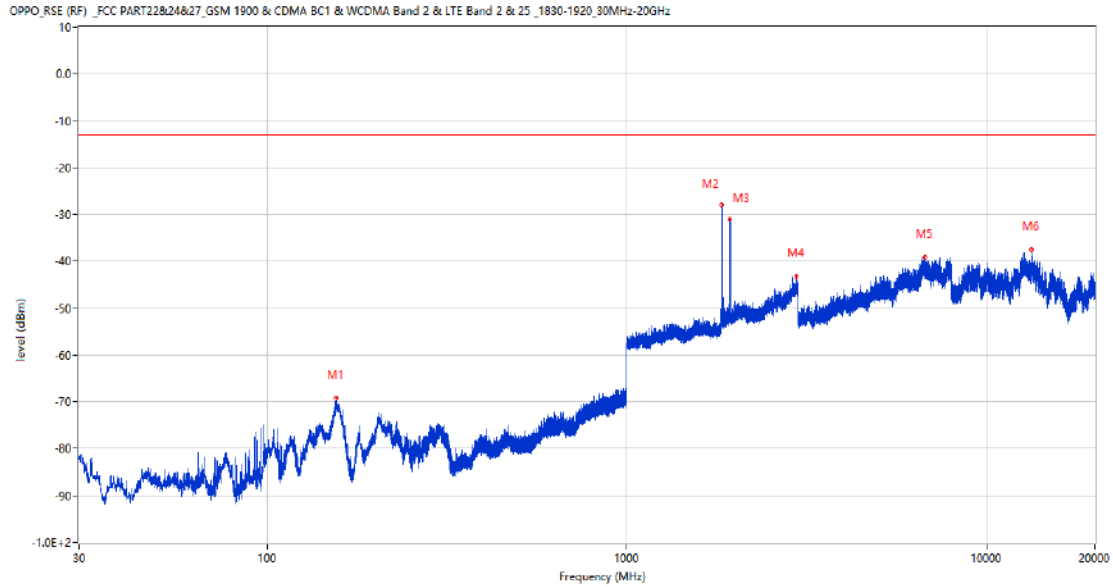
RSE-V&H EGPRS 1900 CH810



Frequency (MHz)	Result (dBm)	Factor (dB)	PK Limit (dBm)	Over Limit (dB)	Table (o)	ANT	EUT	Verdict
75.929	-68.65	-21.23	-13.0	-55.65	27.00	Vertical	Horizontal	Pass
1727.400	-51.81	-0.35	-13.0	-38.81	45.00	Vertical	Horizontal	Pass
1910.600	-40.41	3.14	-13.0	-27.41	19.00	Vertical	Horizontal	N/A
2889.800	-43.28	11.98	-13.0	-30.28	228.00	Vertical	Horizontal	Pass
9458.487	-39.75	13.96	-13.0	-26.75	360.00	Vertical	Horizontal	Pass
13423.887	-38.45	16.21	-13.0	-25.45	343.00	Vertical	Horizontal	Pass

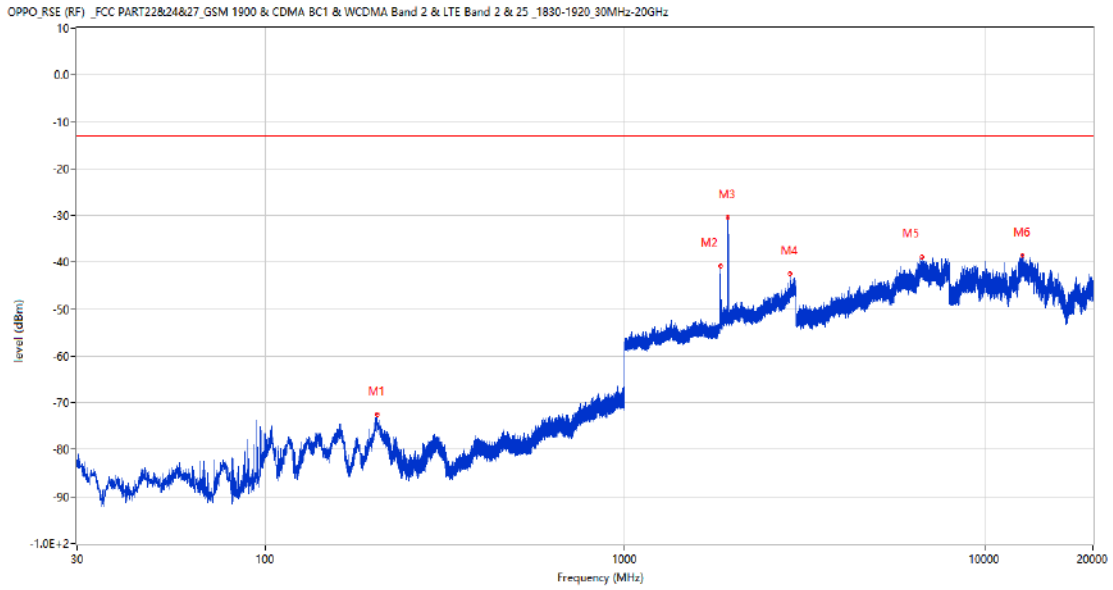
WCDMA  
 5 WCDMA Band 2  
 5.1 WCDMA Band 2 Low Channel

RSE-H&H WCDMA Band 2 CH9262



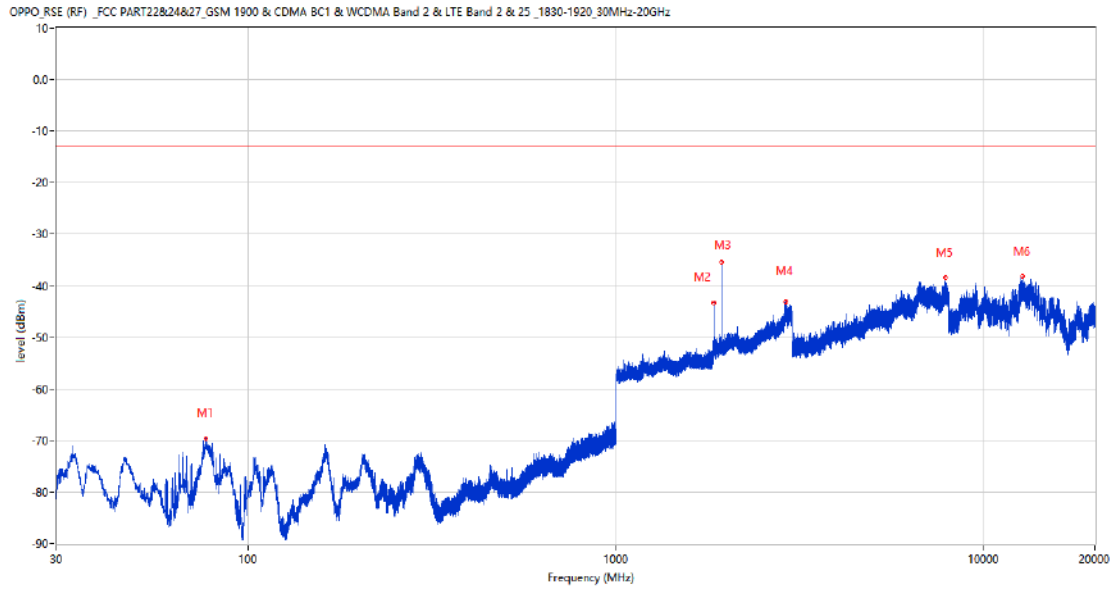
Frequency (MHz)	Result (dBm)	Factor (dB)	PK Limit (dBm)	Over Limit (dB)	Table (o)	ANT	EUT	Verdict
155.809	-69.15	-20.64	-13.0	-56.15	270.00	Horizontal	Horizontal	Pass
1839.400	-27.99	2.29	-13.0	-14.99	137.00	Horizontal	Horizontal	N/A
1934.300	-31.07	2.99	-13.0	-18.07	181.00	Horizontal	Horizontal	N/A
2961.300	-43.34	11.68	-13.0	-30.34	360.00	Horizontal	Horizontal	Pass
6741.750	-39.05	14.94	-13.0	-26.05	236.00	Horizontal	Horizontal	Pass
13362.987	-37.54	16.22	-13.0	-24.54	138.00	Horizontal	Horizontal	Pass

RSE-H&V WCDMA Band 2 CH9262



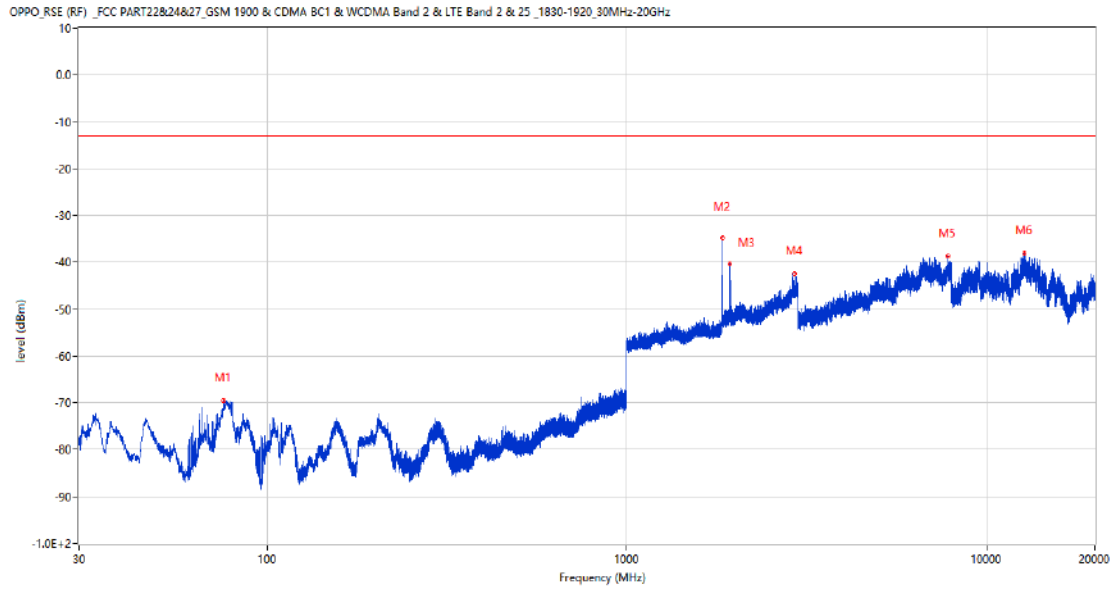
Frequency (MHz)	Result (dBm)	Factor (dB)	PK Limit (dBm)	Over Limit (dB)	Table (o)	ANT	EUT	Verdict
204.940	-72.47	-15.35	-13.0	-59.47	297.00	Horizontal	Vertical	Pass
1840.900	-40.79	2.33	-13.0	-27.79	350.00	Horizontal	Vertical	N/A
1933.100	-30.33	3.18	-13.0	-17.33	195.00	Horizontal	Vertical	N/A
2883.100	-42.45	10.80	-13.0	-29.45	161.00	Horizontal	Vertical	Pass
6708.000	-38.95	15.71	-13.0	-25.95	29.00	Horizontal	Vertical	Pass
12745.012	-38.39	16.05	-13.0	-25.39	360.00	Horizontal	Vertical	Pass

RSE-V&V WCDMA Band 2 CH9262



Frequency (MHz)	Result (dBm)	Factor (dB)	PK Limit (dBm)	Over Limit (dB)	Table (o)	ANT	EUT	Verdict
76.511	-69.69	-21.26	-13.0	-56.69	306.00	Vertical	Vertical	Pass
1839.500	-43.35	2.32	-13.0	-30.35	340.00	Vertical	Vertical	N/A
1933.900	-35.46	3.05	-13.0	-22.46	87.00	Vertical	Vertical	N/A
2893.700	-43.09	11.90	-13.0	-30.09	35.00	Vertical	Vertical	Pass
7817.000	-38.43	16.34	-13.0	-25.43	180.00	Vertical	Vertical	Pass
12703.450	-38.30	16.50	-13.0	-25.30	360.00	Vertical	Vertical	Pass

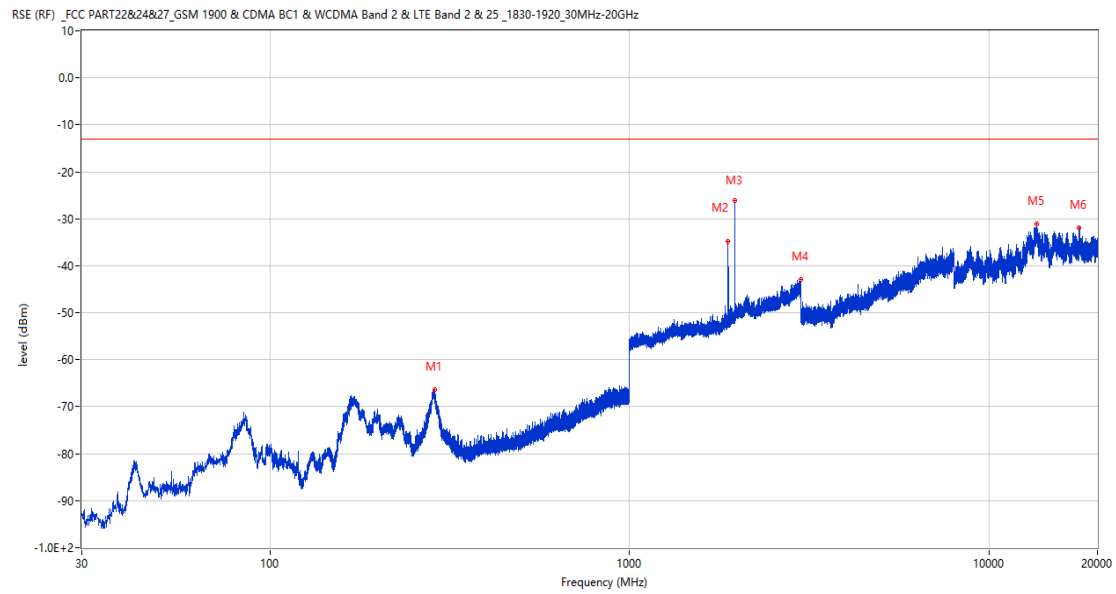
RSE-V&H WCDMA Band 2 CH9262



Frequency (MHz)	Result (dBm)	Factor (dB)	PK Limit (dBm)	Over Limit (dB)	Table (o)	ANT	EUT	Verdict
75.638	-69.54	-21.13	-13.0	-56.54	321.00	Vertical	Horizontal	Pass
1841.800	-34.71	2.34	-13.0	-21.71	254.00	Vertical	Horizontal	N/A
1932.900	-40.36	3.20	-13.0	-27.36	280.00	Vertical	Horizontal	N/A
2933.200	-42.38	10.40	-13.0	-29.38	297.00	Vertical	Horizontal	Pass
7811.500	-38.73	16.35	-13.0	-25.73	68.00	Vertical	Horizontal	Pass
12710.813	-38.14	16.42	-13.0	-25.14	163.00	Vertical	Horizontal	Pass

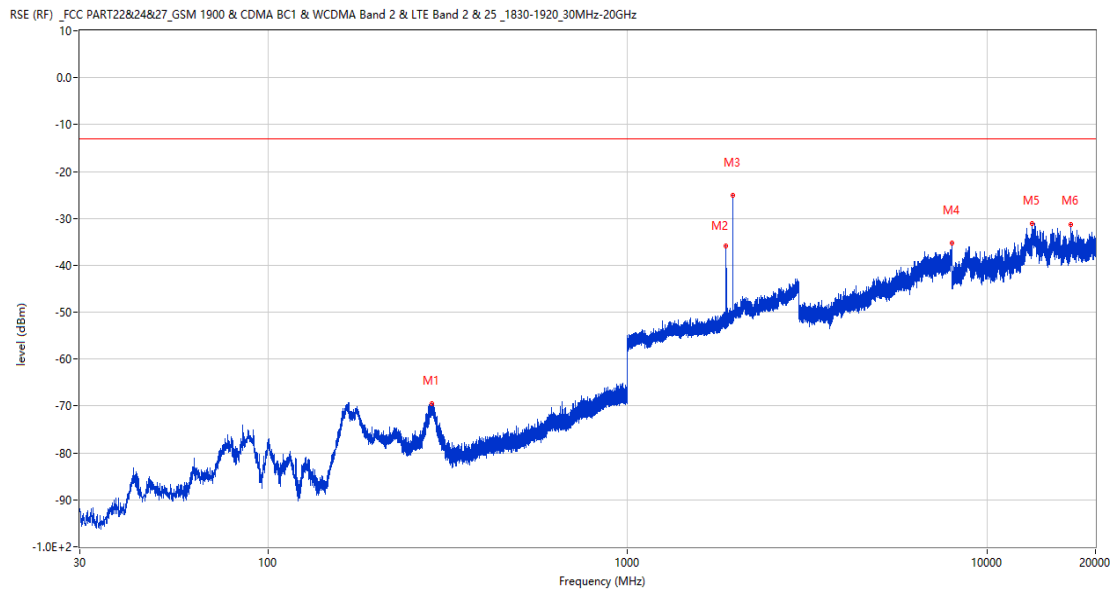
## 5.2 WCDMA Band 2 Middle Channel

### RSE-H&H WCDMA Band 2 CH9400



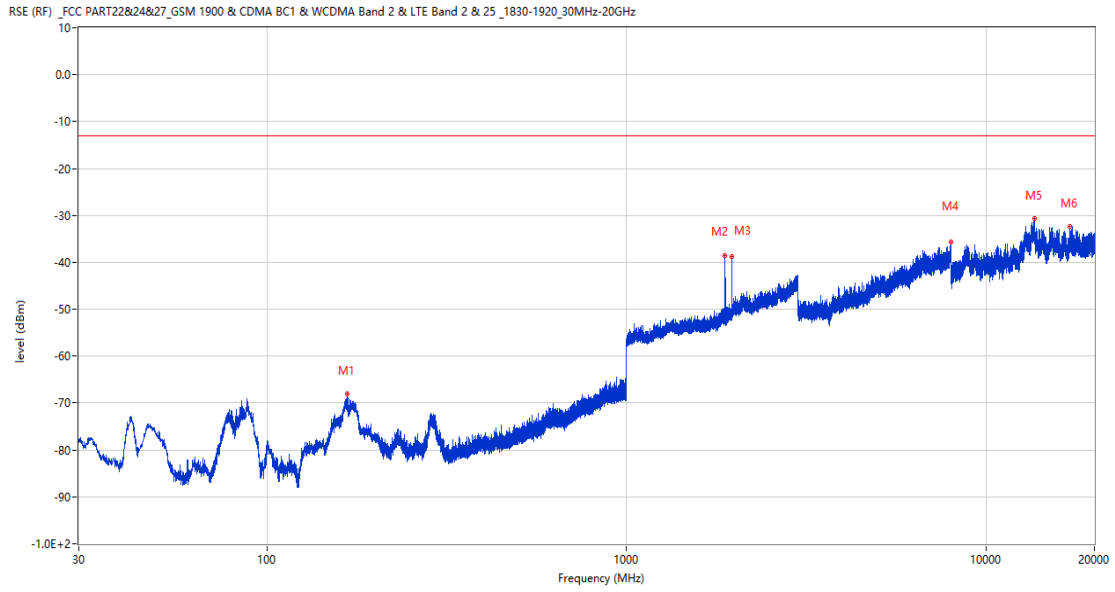
Frequency (MHz)	Result (dBm)	Factor (dB)	PK Limit (dBm)	Over Limit (dB)	Table (o)	ANT	EUT	Verdict
286.807	-66.43	-12.01	-13.0	-53.43	224.00	Horizontal	Horizontal	Pass
1880.400	-34.93	2.76	-13.0	-21.93	210.00	Horizontal	Horizontal	N/A
1960.700	-26.16	3.40	-13.0	-13.16	258.00	Horizontal	Horizontal	N/A
2998.400	-42.87	10.61	-13.0	-29.87	210.00	Horizontal	Horizontal	Pass
13544.963	-30.99	25.09	-13.0	-17.99	322.00	Horizontal	Horizontal	Pass
17815.937	-31.97	22.29	-13.0	-18.97	70.00	Horizontal	Horizontal	Pass

RSE-H&V WCDMA Band 2 CH9400



Frequency (MHz)	Result (dBm)	Factor (dB)	PK Limit (dBm)	Over Limit (dB)	Table (o)	ANT	EUT	Verdict
286.468	-69.55	-12.03	-13.0	-56.55	214.00	Horizontal	Vertical	Pass
1880.200	-35.87	2.76	-13.0	-22.87	213.00	Horizontal	Vertical	N/A
1961.900	-25.07	3.33	-13.0	-12.07	146.00	Horizontal	Vertical	N/A
7987.000	-35.27	18.30	-13.0	-22.27	18.00	Horizontal	Vertical	Pass
13360.451	-31.05	24.60	-13.0	-18.05	187.00	Horizontal	Vertical	Pass
17096.738	-31.20	23.60	-13.0	-18.20	148.00	Horizontal	Vertical	Pass

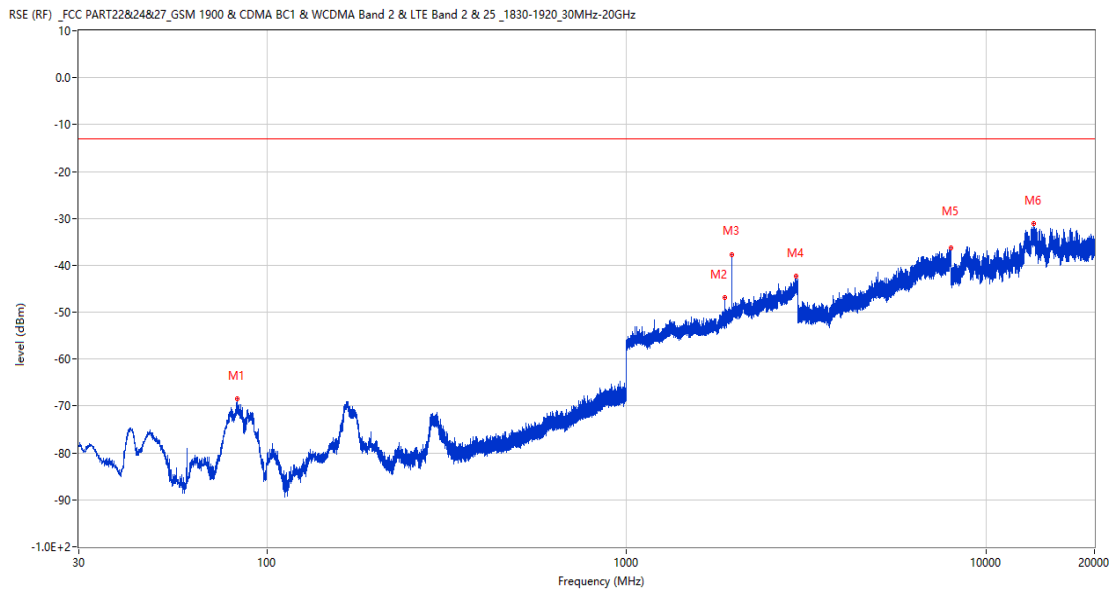
RSE-V&V WCDMA Band 2 CH9400



Frequency (MHz)	Result (dBm)	Factor (dB)	PK Limit (dBm)	Over Limit (dB)	Table (o)	ANT	EUT	Verdict
167.158	-68.05	-17.94	-13.0	-55.05	0.00	Vertical	Vertical	Pass
1880.400	-38.55	2.76	-13.0	-25.55	322.00	Vertical	Vertical	N/A
1960.000	-38.85	3.41	-13.0	-25.85	204.00	Vertical	Vertical	N/A
7994.750	-35.72	18.73	-13.0	-22.72	197.00	Vertical	Vertical	Pass
13625.800	-30.75	24.85	-13.0	-17.75	200.00	Vertical	Vertical	Pass
17089.488	-32.33	23.43	-13.0	-19.33	1.00	Vertical	Vertical	Pass



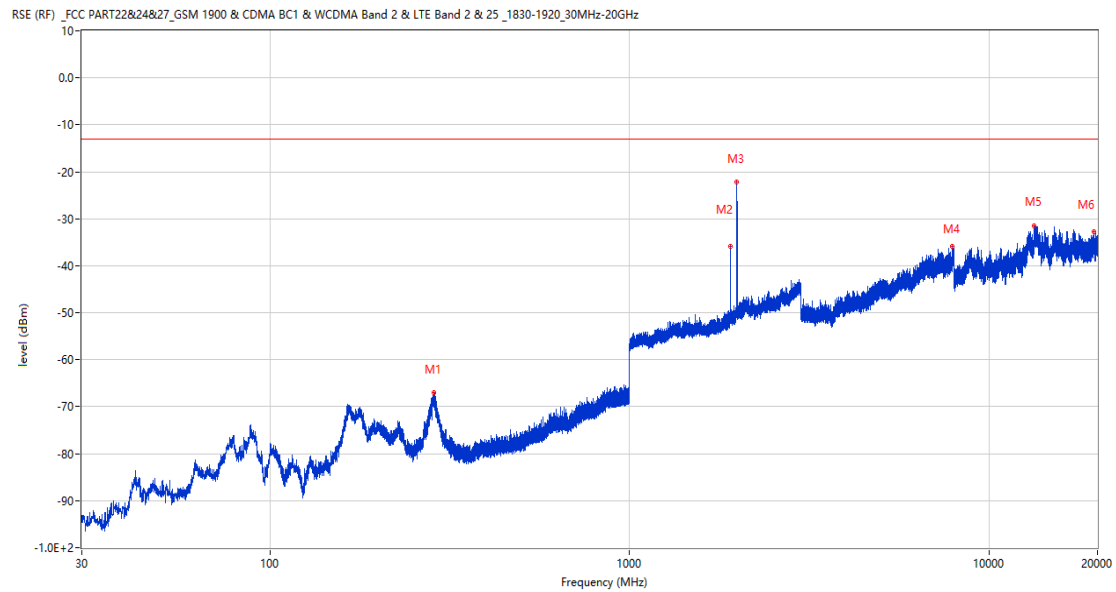
RSE-V&H WCDMA Band 2 CH9400



Frequency (MHz)	Result (dBm)	Factor (dB)	PK Limit (dBm)	Over Limit (dB)	Table (o)	ANT	EUT	Verdict
82.574	-68.45	-19.96	-13.0	-55.45	70.00	Vertical	Horizontal	Pass
1880.100	-46.89	2.76	-13.0	-33.89	294.00	Vertical	Horizontal	N/A
1961.900	-37.65	3.33	-13.0	-24.65	204.00	Vertical	Horizontal	N/A
2967.600	-42.34	11.82	-13.0	-29.34	18.00	Vertical	Horizontal	Pass
7972.750	-36.22	18.12	-13.0	-23.22	216.00	Vertical	Horizontal	Pass
13566.349	-31.02	25.11	-13.0	-18.02	289.00	Vertical	Horizontal	Pass

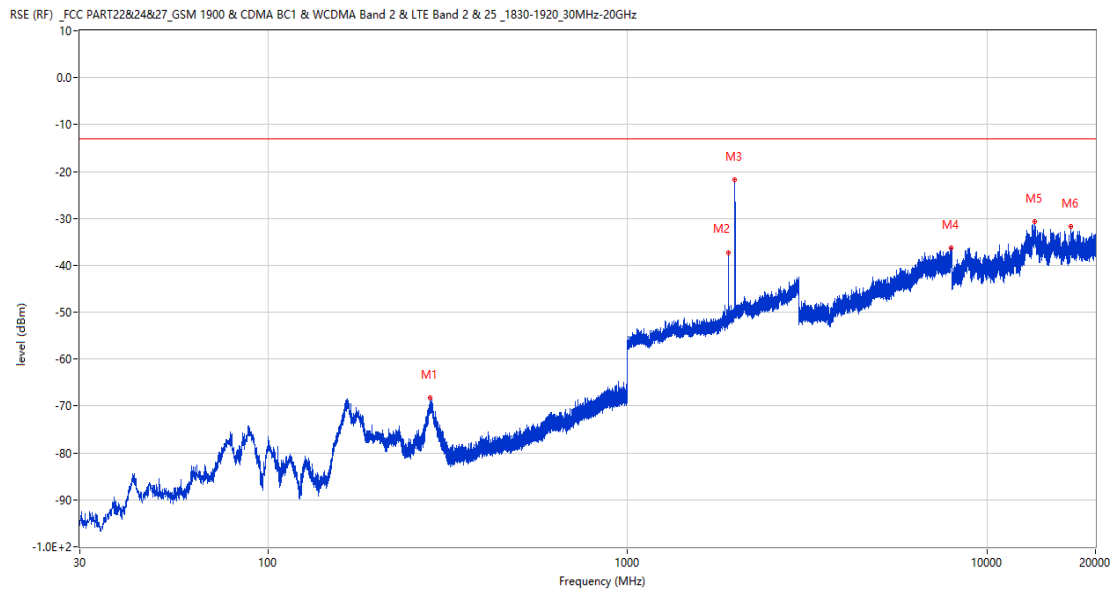
### 5.3 WCDMA Band 2 High Channel

#### RSE-H&H WCDMA Band 2 CH9538



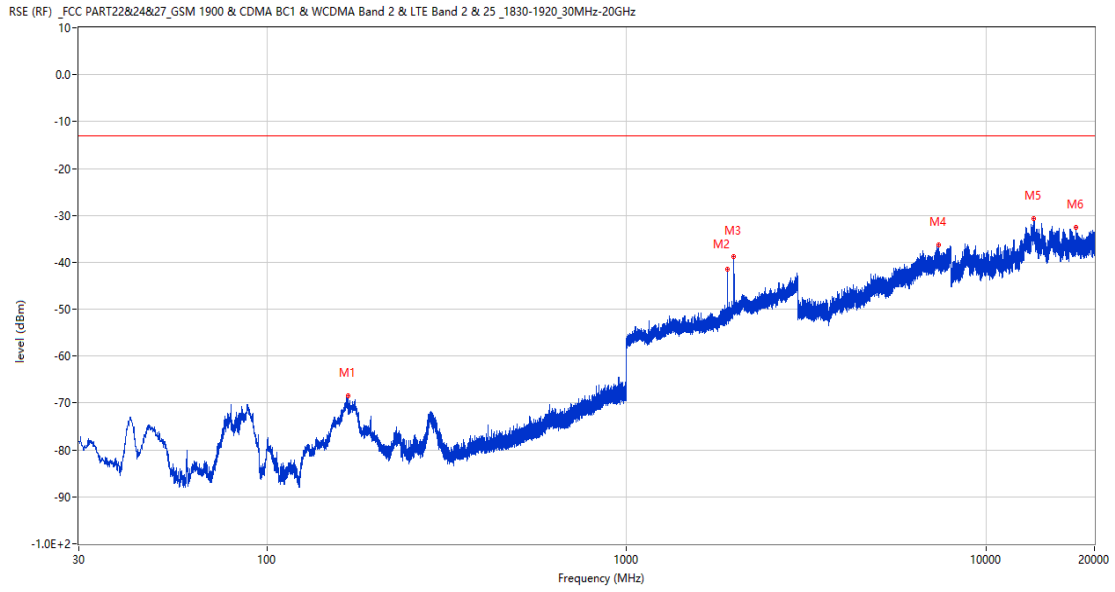
Frequency (MHz)	Result (dBm)	Factor (dB)	PK Limit (dBm)	Over Limit (dB)	Table (o)	ANT	EUT	Verdict
286.419	-66.94	-12.03	-13.0	-53.94	219.00	Horizontal	Horizontal	Pass
1909.600	-35.90	3.09	-13.0	-22.90	210.00	Horizontal	Horizontal	N/A
1988.200	-22.12	4.49	-13.0	-9.12	252.00	Horizontal	Horizontal	N/A
7907.000	-35.91	18.02	-13.0	-22.91	360.00	Horizontal	Horizontal	Pass
13350.662	-31.53	24.54	-13.0	-18.53	28.00	Horizontal	Horizontal	Pass
19548.688	-32.73	21.46	-13.0	-19.73	347.00	Horizontal	Horizontal	Pass

RSE-H&V WCDMA Band 2 CH9538



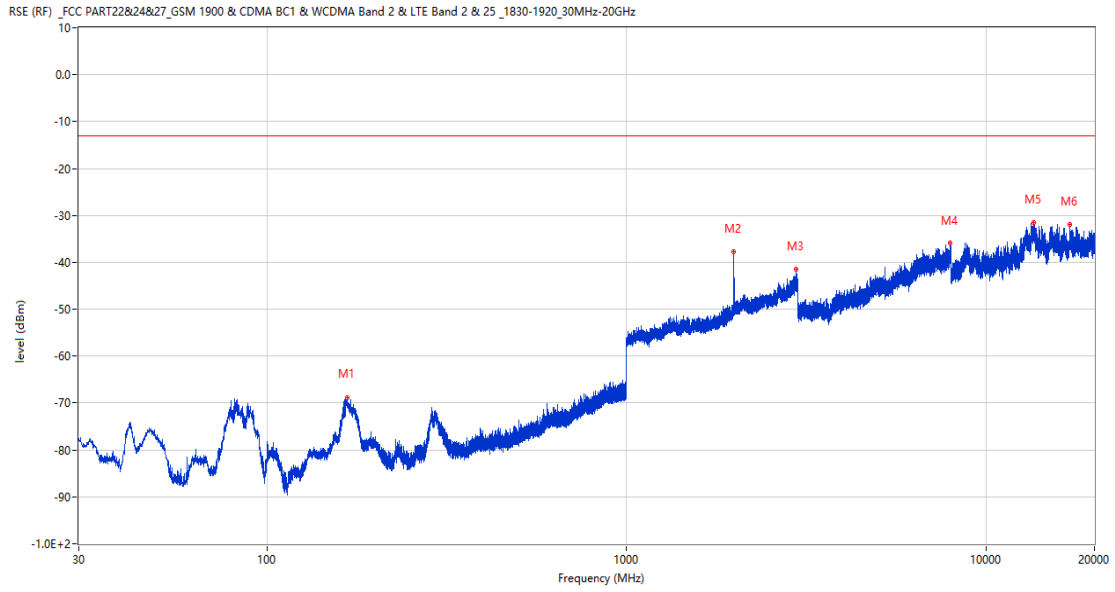
Frequency (MHz)	Result (dBm)	Factor (dB)	PK Limit (dBm)	Over Limit (dB)	Table (o)	ANT	EUT	Verdict
283.025	-68.34	-12.02	-13.0	-55.34	234.00	Horizontal	Vertical	Pass
1909.700	-37.26	3.09	-13.0	-24.26	204.00	Horizontal	Vertical	N/A
1988.900	-21.75	4.54	-13.0	-8.75	145.00	Horizontal	Vertical	N/A
7942.500	-36.24	18.91	-13.0	-23.24	360.00	Horizontal	Vertical	Pass
13587.013	-30.74	24.96	-13.0	-17.74	279.00	Horizontal	Vertical	Pass
17117.762	-31.68	23.62	-13.0	-18.68	238.00	Horizontal	Vertical	Pass

RSE-V&V WCDMA Band 2 CH9538



Frequency (MHz)	Result (dBm)	Factor (dB)	PK Limit (dBm)	Over Limit (dB)	Table (o)	ANT	EUT	Verdict
167.837	-68.49	-17.88	-13.0	-55.49	342.00	Vertical	Vertical	Pass
1909.600	-41.51	3.09	-13.0	-28.51	338.00	Vertical	Vertical	N/A
1989.100	-38.88	4.55	-13.0	-25.88	211.00	Vertical	Vertical	N/A
7392.250	-36.22	17.67	-13.0	-23.22	312.00	Vertical	Vertical	Pass
13572.875	-30.58	25.06	-13.0	-17.58	1.00	Vertical	Vertical	Pass
17816.662	-32.63	22.27	-13.0	-19.63	221.00	Vertical	Vertical	Pass

RSE-V&H WCDMA Band 2 CH9538

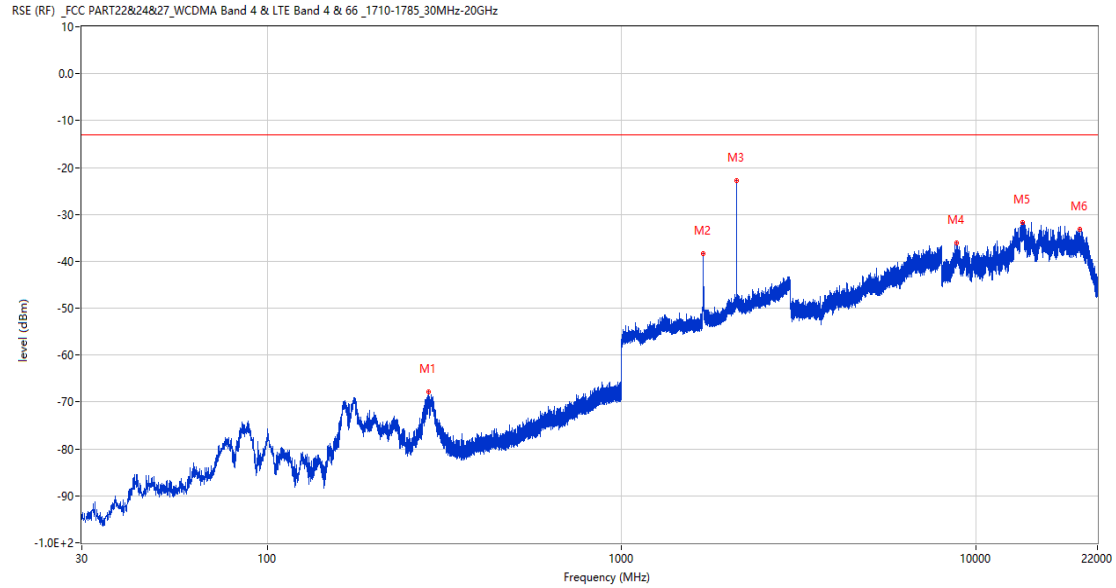


Frequency (MHz)	Result (dBm)	Factor (dB)	PK Limit (dBm)	Over Limit (dB)	Table (o)	ANT	EUT	Verdict
167.594	-68.78	-17.92	-13.0	-55.78	350.00	Vertical	Horizontal	Pass
1988.800	-37.78	4.53	-13.0	-24.78	199.00	Vertical	Horizontal	N/A
2968.600	-41.41	11.86	-13.0	-28.41	354.00	Vertical	Horizontal	Pass
7935.500	-35.87	18.84	-13.0	-22.87	228.00	Vertical	Horizontal	Pass
13566.713	-31.43	25.10	-13.0	-18.43	247.00	Vertical	Horizontal	Pass
17098.912	-31.84	23.65	-13.0	-18.84	25.00	Vertical	Horizontal	Pass

## 6 WCDMA Band 4

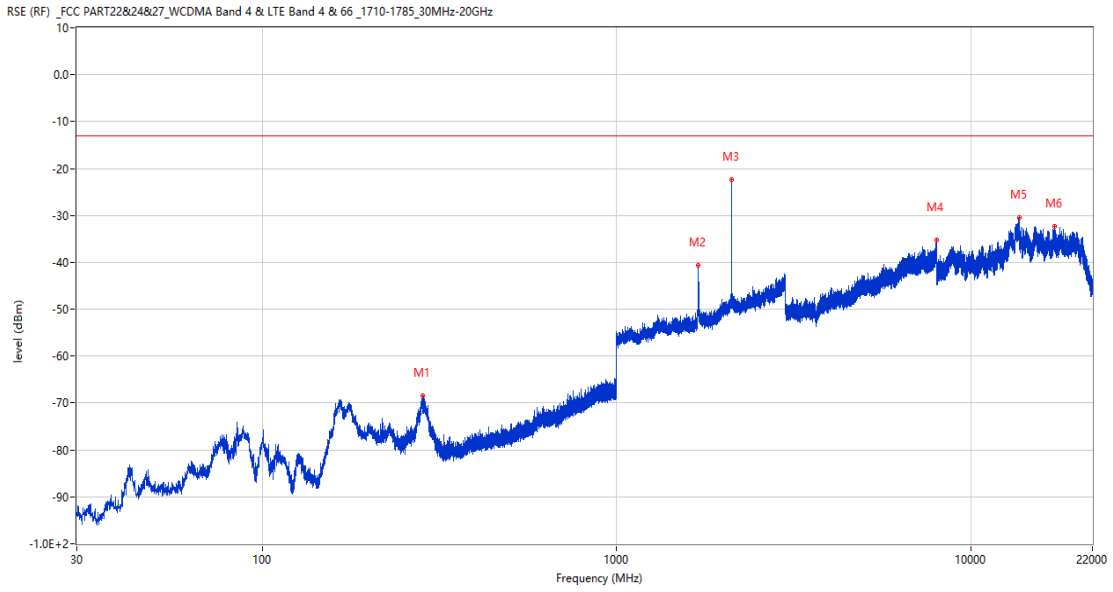
### 6.1 WCDMA Band 4 Low Channel

#### RSE-H&H WCDMA Band 4 CH1312



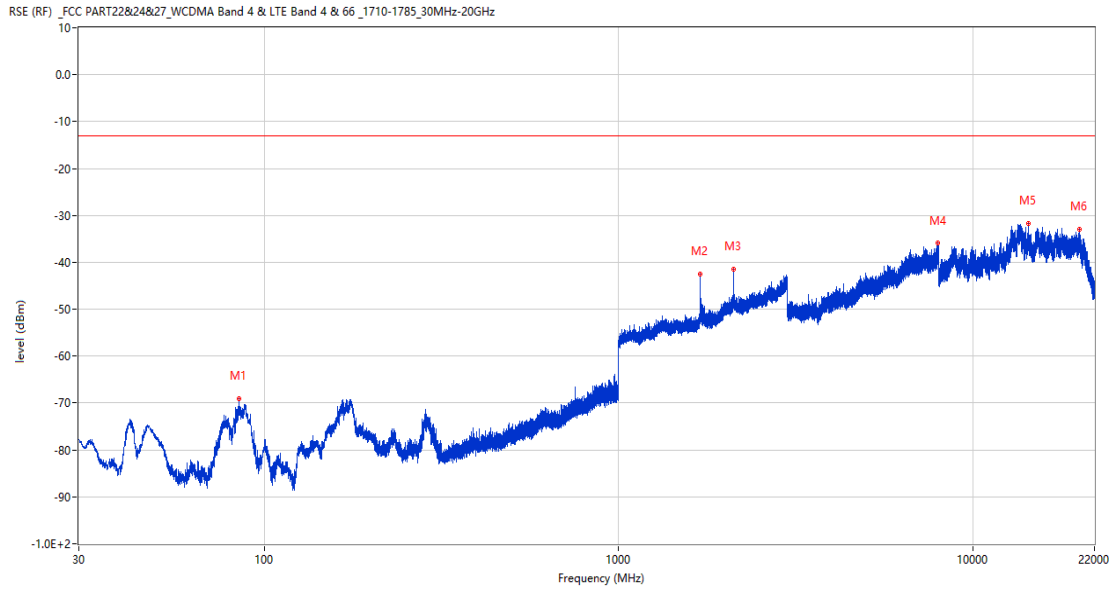
Frequency (MHz)	Result (dBm)	Factor (dB)	PK Limit (dBm)	Over Limit (dB)	Table (o)	ANT	EUT	Verdict
285.401	-67.91	-12.01	-13.0	-54.91	238.00	Horizontal	Horizontal	Pass
1701.600	-38.40	2.76	-13.0	-25.40	360.00	Horizontal	Horizontal	N/A
2114.400	-22.73	5.66	-13.0	-9.73	154.00	Horizontal	Horizontal	N/A
8816.525	-36.17	19.81	-13.0	-23.17	322.00	Horizontal	Horizontal	Pass
13540.875	-31.76	24.99	-13.0	-18.76	360.00	Horizontal	Horizontal	Pass
19604.713	-33.18	21.48	-13.0	-20.18	2.00	Horizontal	Horizontal	Pass

RSE-H&V WCDMA Band 4 CH1312



Frequency (MHz)	Result (dBm)	Factor (dB)	PK Limit (dBm)	Over Limit (dB)	Table (o)	ANT	EUT	Verdict
282.927	-68.46	-12.02	-13.0	-55.46	224.00	Horizontal	Vertical	Pass
1701.600	-40.66	2.76	-13.0	-27.66	22.00	Horizontal	Vertical	N/A
2114.900	-22.47	5.67	-13.0	-9.47	153.00	Horizontal	Vertical	N/A
7999.250	-35.17	18.97	-13.0	-22.17	202.00	Horizontal	Vertical	Pass
13649.563	-30.57	24.83	-13.0	-17.57	360.00	Horizontal	Vertical	Pass
17174.275	-32.35	23.22	-13.0	-19.35	352.00	Horizontal	Vertical	Pass

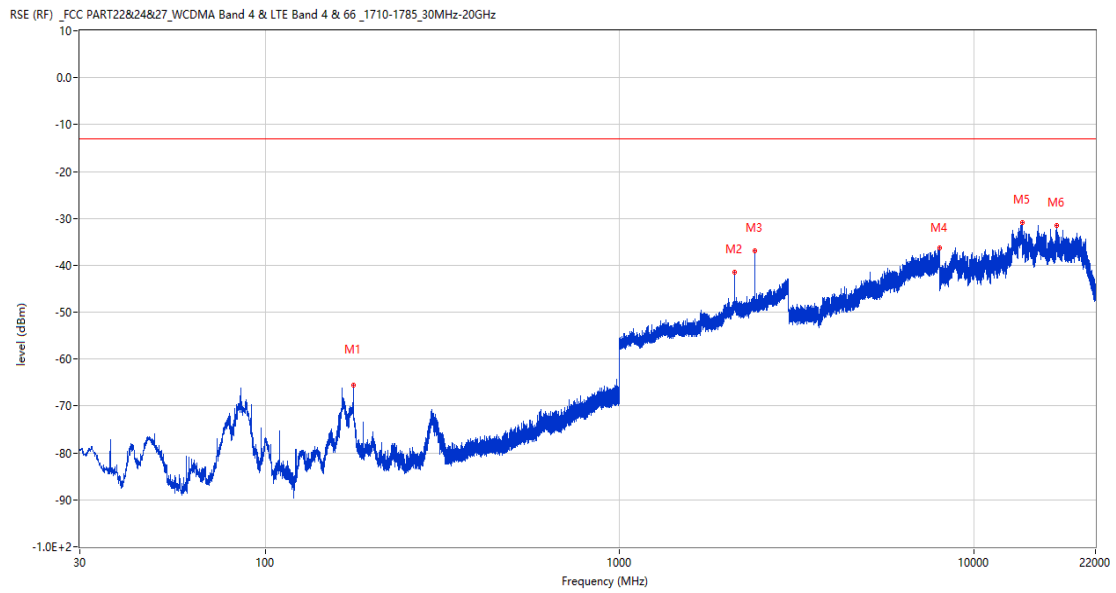
RSE-V&V WCDMA Band 4 CH1312



Frequency (MHz)	Result (dBm)	Factor (dB)	PK Limit (dBm)	Over Limit (dB)	Table (o)	ANT	EUT	Verdict
84.805	-69.14	-19.88	-13.0	-56.14	135.00	Vertical	Vertical	Pass
1700.100	-42.47	2.78	-13.0	-29.47	99.00	Vertical	Vertical	N/A
2113.700	-41.45	5.67	-13.0	-28.45	244.00	Vertical	Vertical	N/A
7933.750	-35.93	18.81	-13.0	-22.93	0.00	Vertical	Vertical	Pass
14323.888	-31.72	23.84	-13.0	-18.72	321.00	Vertical	Vertical	Pass
19928.001	-32.89	21.56	-13.0	-19.89	321.00	Vertical	Vertical	Pass



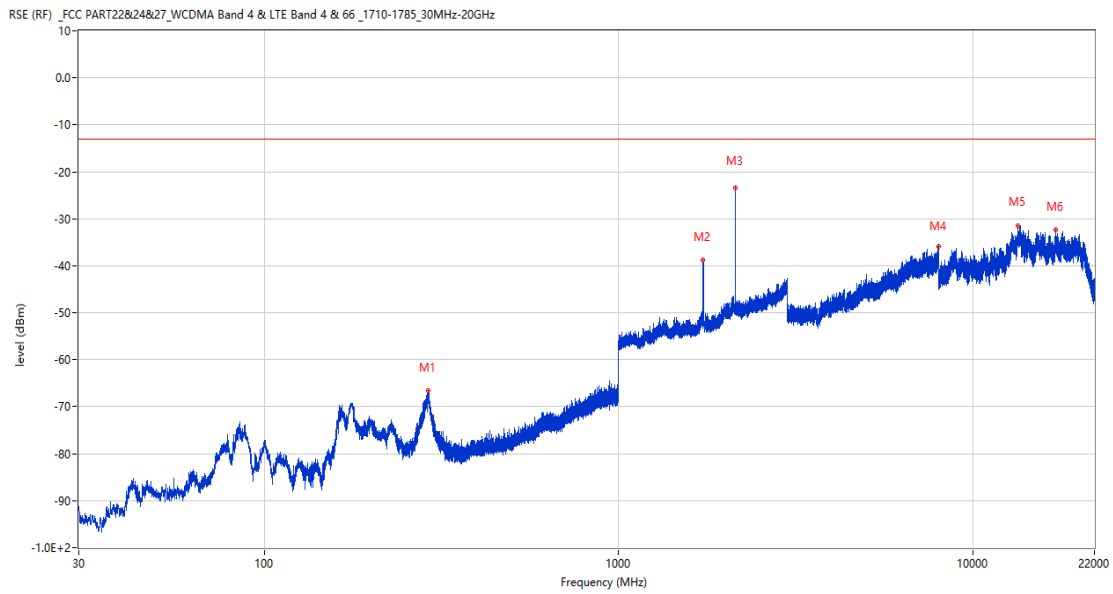
RSE-V&H WCDMA Band 4 CH1312



Frequency (MHz)	Result (dBm)	Factor (dB)	PK Limit (dBm)	Over Limit (dB)	Table (o)	ANT	EUT	Verdict
177.100	-65.55	-17.45	-13.0	-52.55	29.00	Vertical	Horizontal	Pass
2114.200	-41.48	5.65	-13.0	-28.48	245.00	Vertical	Horizontal	N/A
2402.700	-37.00	6.21	-13.0	-24.00	88.00	Vertical	Horizontal	N/A
7998.750	-36.32	18.91	-13.0	-23.32	2.00	Vertical	Horizontal	Pass
13651.412	-30.91	24.77	-13.0	-17.91	300.00	Vertical	Horizontal	Pass
17109.988	-31.52	23.64	-13.0	-18.52	360.00	Vertical	Horizontal	Pass

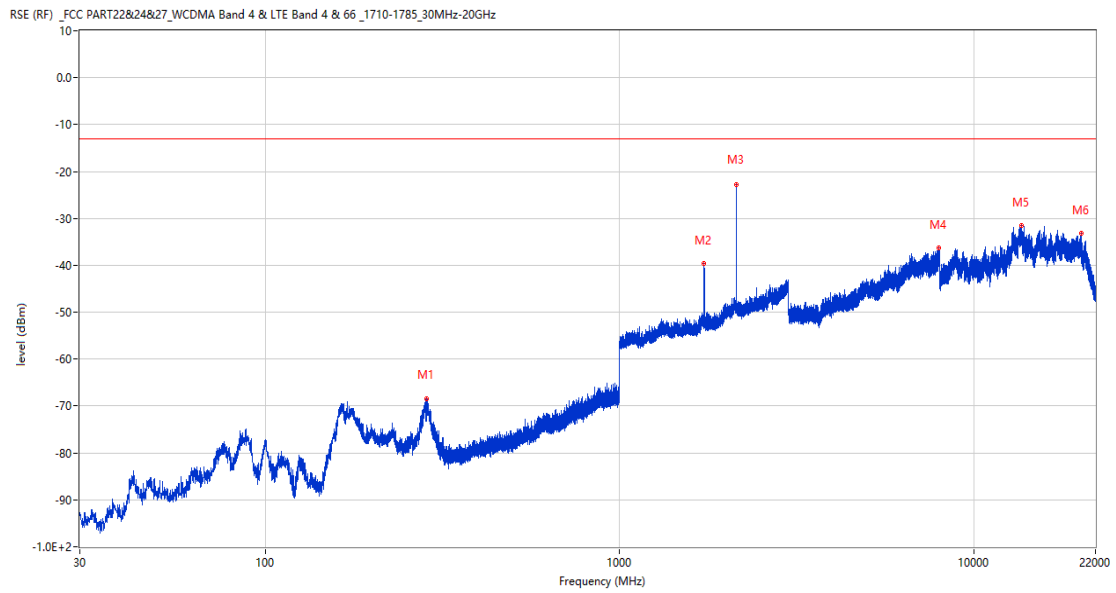
## 6.2 WCDMA Band 4 Middle Channel

### RSE-H&H WCDMA Band 4 CH1412



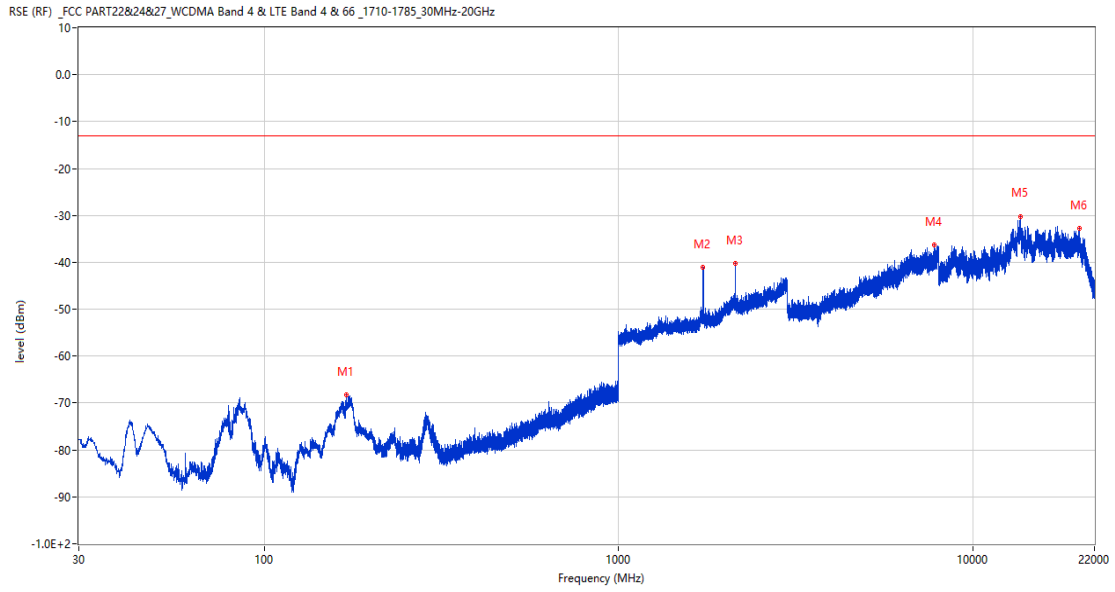
Frequency (MHz)	Result (dBm)	Factor (dB)	PK Limit (dBm)	Over Limit (dB)	Table (o)	ANT	EUT	Verdict
290.203	-66.68	-11.81	-13.0	-53.68	214.00	Horizontal	Horizontal	Pass
1732.300	-38.83	2.45	-13.0	-25.83	152.00	Horizontal	Horizontal	N/A
2134.600	-23.35	5.03	-13.0	-10.35	248.00	Horizontal	Horizontal	N/A
7992.750	-35.95	18.53	-13.0	-22.95	174.00	Horizontal	Horizontal	Pass
13357.725	-31.53	24.59	-13.0	-18.53	31.00	Horizontal	Horizontal	Pass
17109.526	-32.36	23.64	-13.0	-19.36	186.00	Horizontal	Horizontal	Pass

RSE-H&V WCDMA Band 4 CH1412



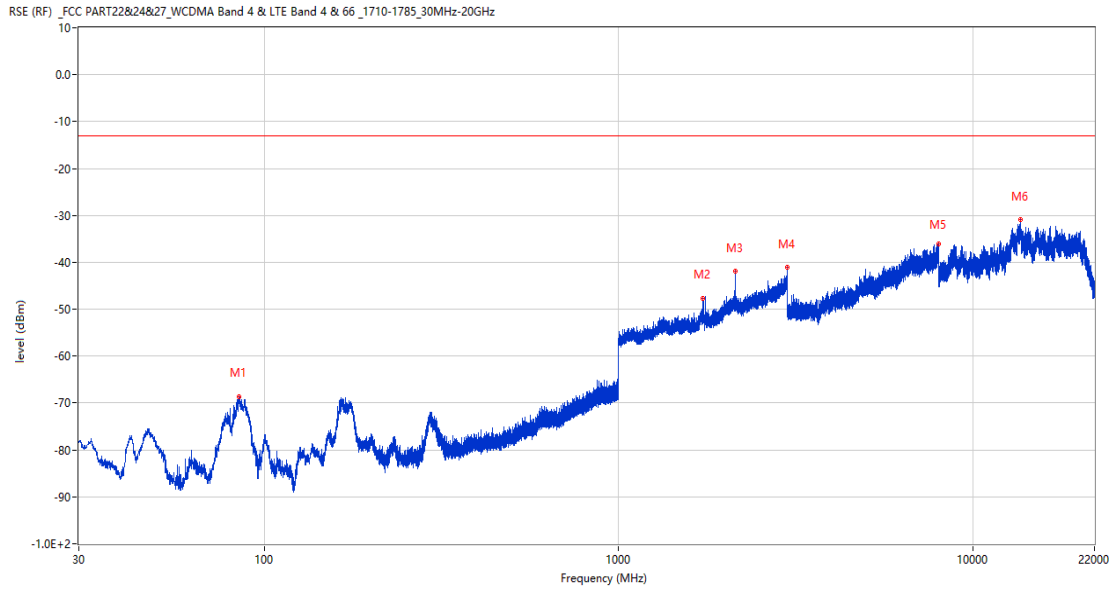
Frequency (MHz)	Result (dBm)	Factor (dB)	PK Limit (dBm)	Over Limit (dB)	Table (o)	ANT	EUT	Verdict
286.080	-68.36	-12.00	-13.0	-55.36	213.00	Horizontal	Vertical	Pass
1732.000	-39.58	2.45	-13.0	-26.58	360.00	Horizontal	Vertical	N/A
2134.700	-22.86	5.04	-13.0	-9.86	248.00	Horizontal	Vertical	N/A
7931.000	-36.32	18.76	-13.0	-23.32	248.00	Horizontal	Vertical	Pass
13571.863	-31.49	25.07	-13.0	-18.49	345.00	Horizontal	Vertical	Pass
20028.363	-33.25	21.59	-13.0	-20.25	50.00	Horizontal	Vertical	Pass

RSE-V&V WCDMA Band 4 CH1412



Frequency (MHz)	Result (dBm)	Factor (dB)	PK Limit (dBm)	Over Limit (dB)	Table (o)	ANT	EUT	Verdict
170.116	-68.29	-17.82	-13.0	-55.29	29.00	Vertical	Vertical	Pass
1732.100	-41.07	2.45	-13.0	-28.07	92.00	Vertical	Vertical	N/A
2132.800	-40.19	4.88	-13.0	-27.19	128.00	Vertical	Vertical	N/A
7764.500	-36.37	17.64	-13.0	-23.37	219.00	Vertical	Vertical	Pass
13574.175	-30.23	25.05	-13.0	-17.23	291.00	Vertical	Vertical	Pass
19999.687	-32.78	21.58	-13.0	-19.78	2.00	Vertical	Vertical	Pass

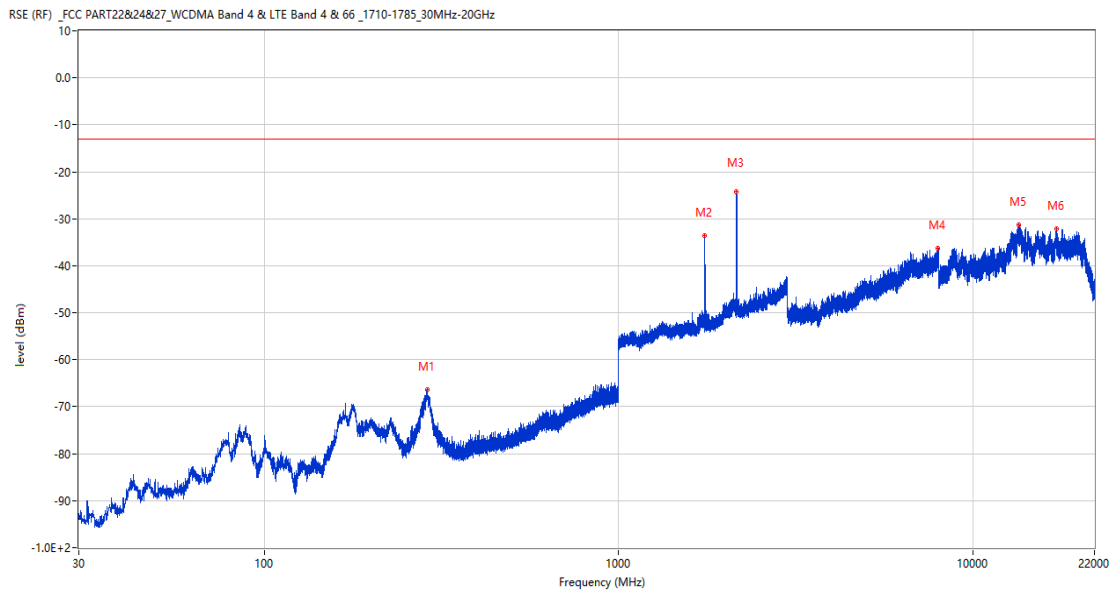
RSE-V&H WCDMA Band 4 CH1412



Frequency (MHz)	Result (dBm)	Factor (dB)	PK Limit (dBm)	Over Limit (dB)	Table (o)	ANT	EUT	Verdict
84.951	-68.56	-19.87	-13.0	-55.56	98.00	Vertical	Horizontal	Pass
1732.600	-47.76	2.45	-13.0	-34.76	351.00	Vertical	Horizontal	N/A
2133.000	-41.86	4.87	-13.0	-28.86	125.00	Vertical	Horizontal	N/A
2987.600	-41.10	10.83	-13.0	-28.10	226.00	Vertical	Horizontal	Pass
7997.250	-36.04	18.86	-13.0	-23.04	19.00	Vertical	Horizontal	Pass
13623.663	-30.92	24.85	-13.0	-17.92	287.00	Vertical	Horizontal	Pass

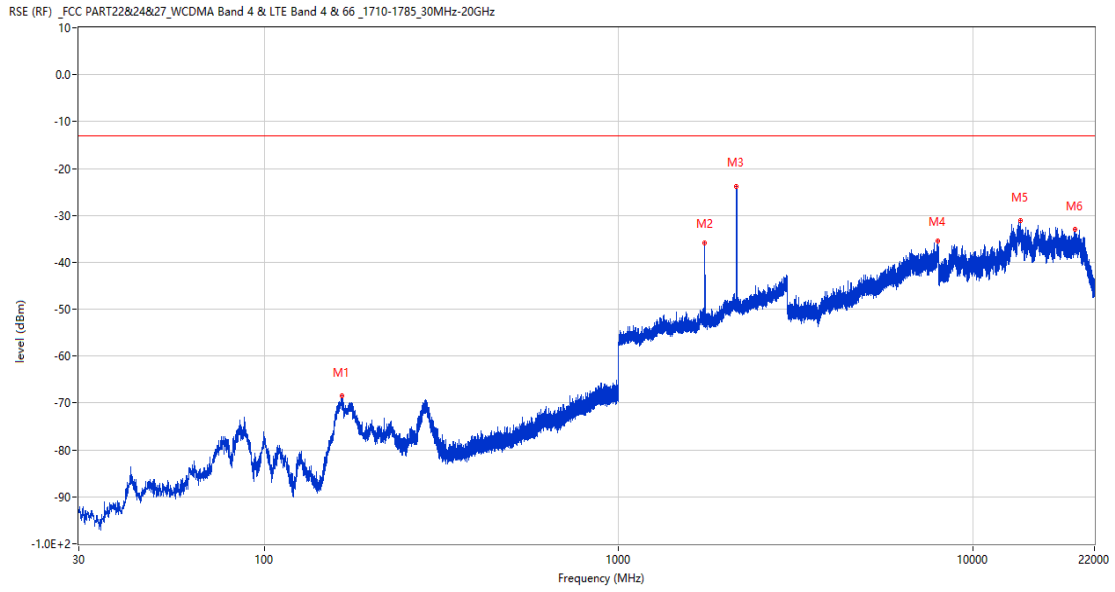
### 6.3 WCDMA Band 4 High Channel

#### RSE-H&H WCDMA Band 4 CH1513



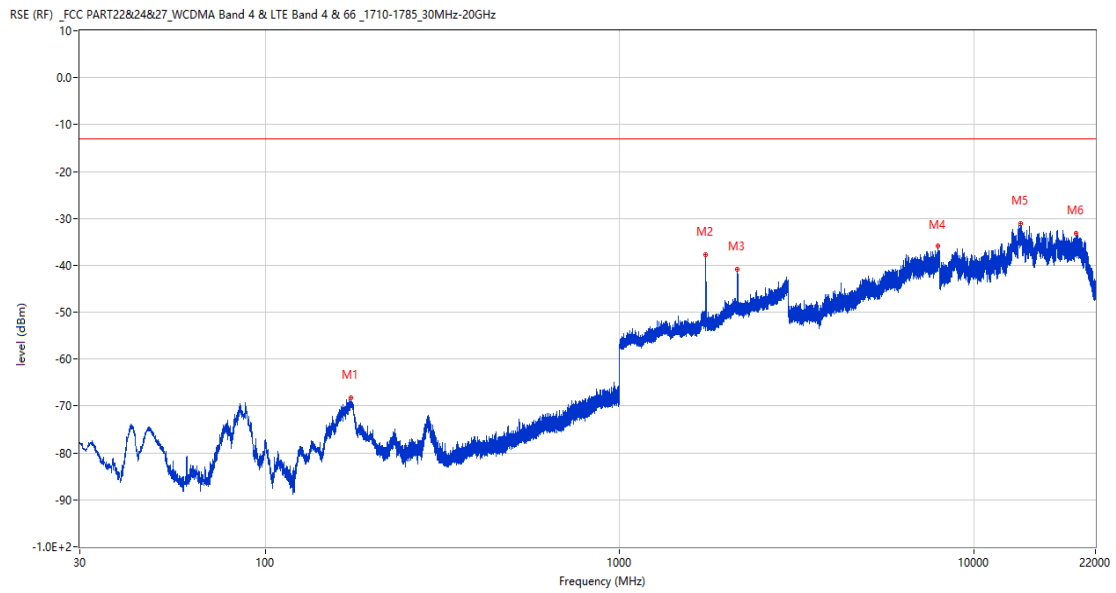
Frequency (MHz)	Result (dBm)	Factor (dB)	PK Limit (dBm)	Over Limit (dB)	Table (o)	ANT	EUT	Verdict
288.505	-66.32	-11.87	-13.0	-53.32	222.00	Horizontal	Horizontal	Pass
1751.700	-33.53	2.26	-13.0	-20.53	167.00	Horizontal	Horizontal	N/A
2152.700	-24.22	4.96	-13.0	-11.22	233.00	Horizontal	Horizontal	N/A
7930.750	-36.33	18.76	-13.0	-23.33	328.00	Horizontal	Horizontal	Pass
13418.776	-31.37	24.72	-13.0	-18.37	360.00	Horizontal	Horizontal	Pass
17163.176	-32.22	23.36	-13.0	-19.22	11.00	Horizontal	Horizontal	Pass

RSE-H&V WCDMA Band 4 CH1513



Frequency (MHz)	Result (dBm)	Factor (dB)	PK Limit (dBm)	Over Limit (dB)	Table (o)	ANT	EUT	Verdict
165.557	-68.55	-18.02	-13.0	-55.55	325.00	Horizontal	Vertical	Pass
1751.800	-35.89	2.26	-13.0	-22.89	360.00	Horizontal	Vertical	N/A
2152.100	-23.74	5.01	-13.0	-10.74	148.00	Horizontal	Vertical	N/A
7937.500	-35.44	18.95	-13.0	-22.44	271.00	Horizontal	Vertical	Pass
13615.337	-31.18	24.86	-13.0	-18.18	0.00	Horizontal	Vertical	Pass
19372.538	-32.95	21.42	-13.0	-19.95	17.00	Horizontal	Vertical	Pass

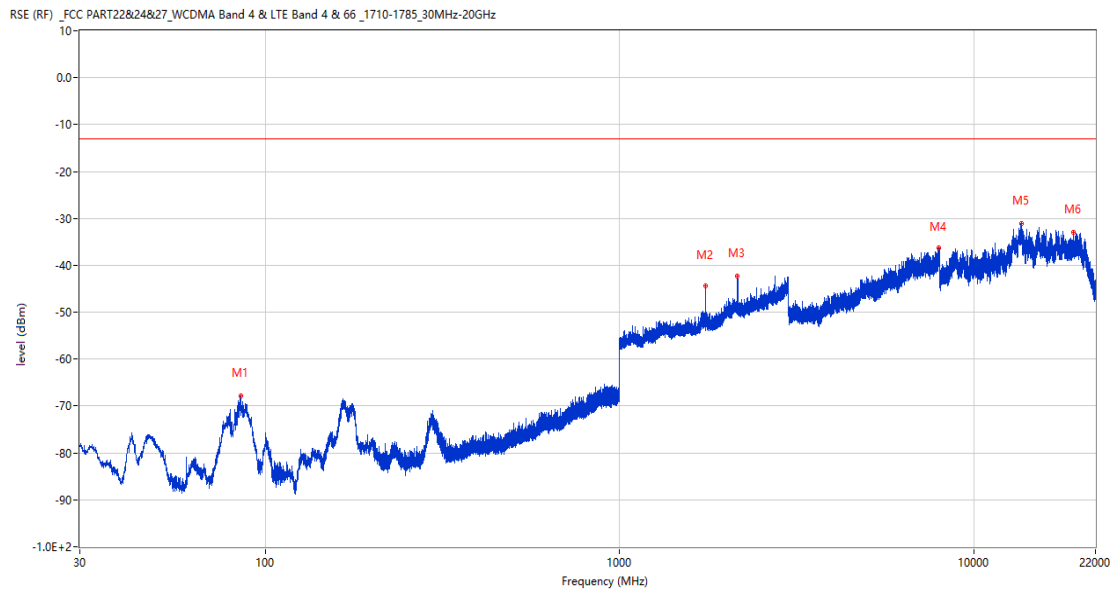
RSE-V&V WCDMA Band 4 CH1513



Frequency (MHz)	Result (dBm)	Factor (dB)	PK Limit (dBm)	Over Limit (dB)	Table (o)	ANT	EUT	Verdict
174.288	-68.20	-17.75	-13.0	-55.20	0.00	Vertical	Vertical	Pass
1751.800	-37.77	2.26	-13.0	-24.77	98.00	Vertical	Vertical	N/A
2153.100	-40.79	4.94	-13.0	-27.79	249.00	Vertical	Vertical	N/A
7925.750	-35.94	18.44	-13.0	-22.94	353.00	Vertical	Vertical	Pass
13561.687	-31.05	25.14	-13.0	-18.05	2.00	Vertical	Vertical	Pass
19400.286	-33.13	21.43	-13.0	-20.13	298.00	Vertical	Vertical	Pass



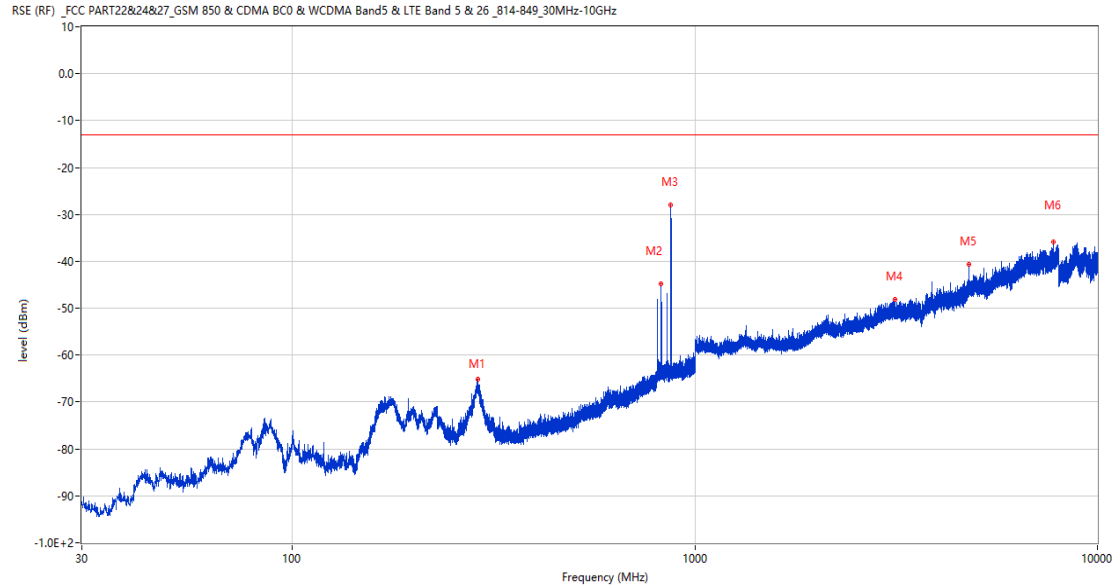
RSE-V&H WCDMA Band 4 CH1513



Frequency (MHz)	Result (dBm)	Factor (dB)	PK Limit (dBm)	Over Limit (dB)	Table (o)	ANT	EUT	Verdict
85.436	-67.77	-19.83	-13.0	-54.77	62.00	Vertical	Horizontal	Pass
1751.900	-44.30	2.26	-13.0	-31.30	57.00	Vertical	Horizontal	N/A
2152.600	-42.34	4.96	-13.0	-29.34	128.00	Vertical	Horizontal	N/A
7959.750	-36.36	18.30	-13.0	-23.36	24.00	Vertical	Horizontal	Pass
13619.037	-31.12	24.85	-13.0	-18.12	321.00	Vertical	Horizontal	Pass
19026.125	-32.98	21.33	-13.0	-19.98	277.00	Vertical	Horizontal	Pass

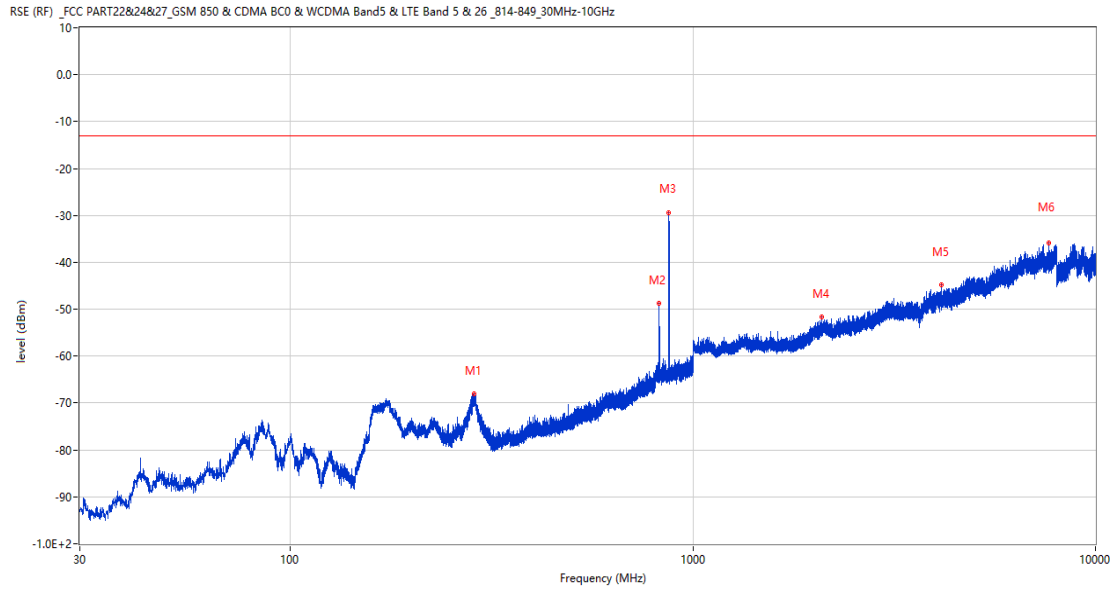
7 WCDMA Band 5  
7.1 WCDMA Band 5 Low Channel

RSE-H&H WCDMA Band 5 CH4132



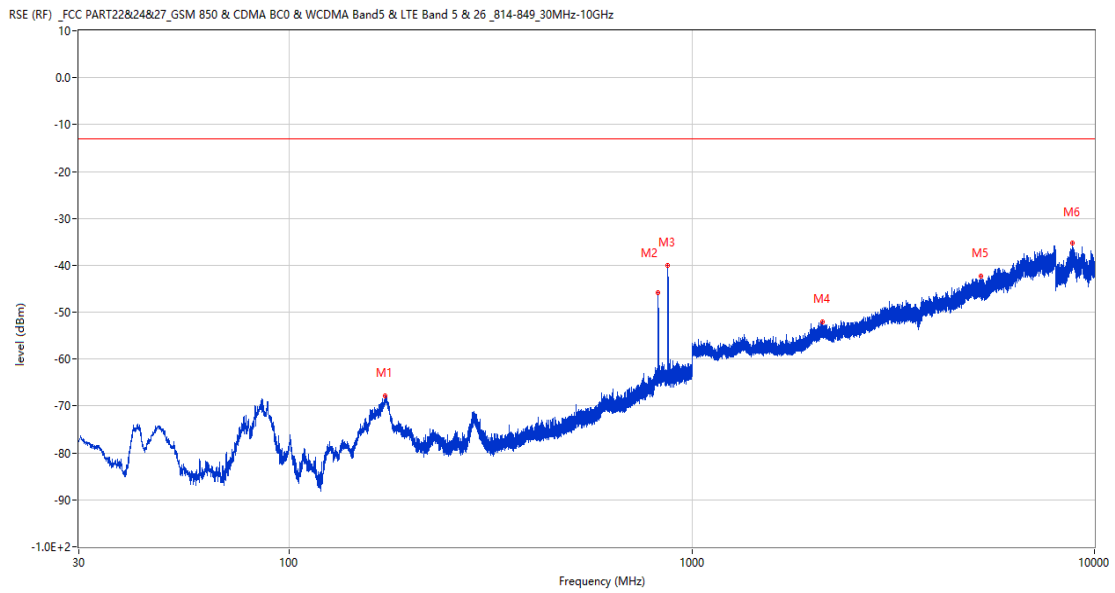
Frequency (MHz)	Result (dBm)	Factor (dB)	PK Limit (dBm)	Over Limit (dB)	Table (o)	ANT	EUT	Verdict
288.457	-65.13	-9.02	-13.0	-52.13	224.00	Horizontal	Horizontal	Pass
824.721	-44.71	6.91	-13.0	-31.71	98.00	Horizontal	Horizontal	N/A
871.863	-27.97	6.42	-13.0	-14.97	246.00	Horizontal	Horizontal	N/A
3135.750	-48.12	6.90	-13.0	-35.12	0.00	Horizontal	Horizontal	Pass
4793.250	-40.68	12.76	-13.0	-27.68	11.00	Horizontal	Horizontal	Pass
7776.750	-35.85	18.19	-13.0	-22.85	11.00	Horizontal	Horizontal	Pass

RSE-H&V WCDMA Band 5 CH4132



Frequency (MHz)	Result (dBm)	Factor (dB)	PK Limit (dBm)	Over Limit (dB)	Table (o)	ANT	EUT	Verdict
285.934	-68.06	-9.19	-13.0	-55.06	224.00	Horizontal	Vertical	Pass
824.866	-48.73	6.92	-13.0	-35.73	179.00	Horizontal	Vertical	N/A
870.554	-29.35	6.38	-13.0	-16.35	257.00	Horizontal	Vertical	N/A
2091.100	-51.61	-0.06	-13.0	-38.61	340.00	Horizontal	Vertical	Pass
4145.500	-44.74	9.58	-13.0	-31.74	188.00	Horizontal	Vertical	Pass
7642.750	-35.87	17.18	-13.0	-22.87	0.00	Horizontal	Vertical	Pass

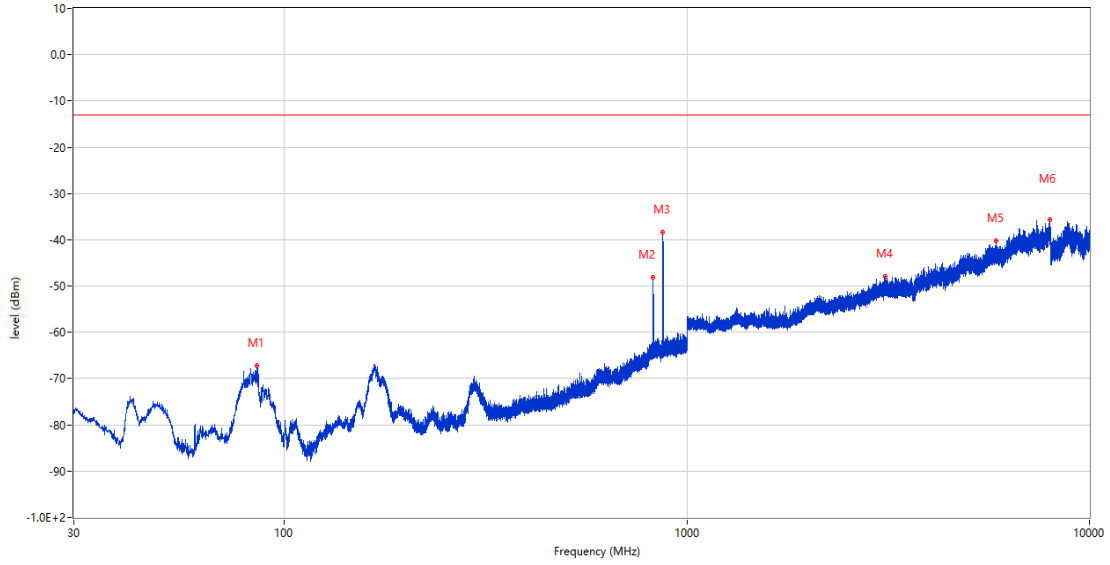
RSE-V&V WCDMA Band 5 CH4132



Frequency (MHz)	Result (dBm)	Factor (dB)	PK Limit (dBm)	Over Limit (dB)	Table (o)	ANT	EUT	Verdict
173.124	-67.81	-15.79	-13.0	-54.81	0.00	Vertical	Vertical	Pass
824.866	-45.93	6.92	-13.0	-32.93	19.00	Vertical	Vertical	N/A
872.348	-40.00	6.42	-13.0	-27.00	175.00	Vertical	Vertical	N/A
2107.700	-52.08	0.26	-13.0	-39.08	240.00	Vertical	Vertical	Pass
5233.000	-42.36	12.27	-13.0	-29.36	110.00	Vertical	Vertical	Pass
8832.500	-35.23	20.07	-13.0	-22.23	135.00	Vertical	Vertical	Pass

RSE-V&H WCDMA Band 5 CH4132

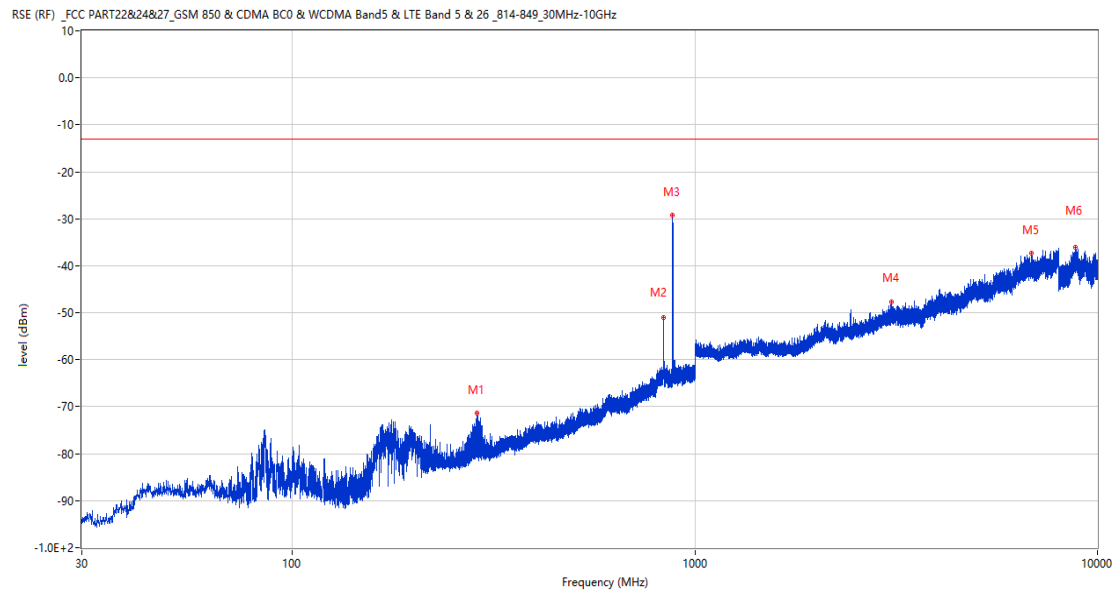
RSE (RF) FCC PART22&24&27\_GSM 850 & CDMA BC0 & WCDMA Band5 & LTE Band 5 & 26\_814-849\_30MHz-10GHz



Frequency (MHz)	Result (dBm)	Factor (dB)	PK Limit (dBm)	Over Limit (dB)	Table (o)	ANT	EUT	Verdict
85.678	-67.16	-18.52	-13.0	-54.16	111.00	Vertical	Horizontal	Pass
824.769	-48.20	6.92	-13.0	-35.20	50.00	Vertical	Horizontal	Pass
871.524	-38.33	6.43	-13.0	-25.33	103.00	Vertical	Horizontal	Pass
3105.250	-47.99	6.41	-13.0	-34.99	304.00	Vertical	Horizontal	Pass
5879.500	-40.18	14.54	-13.0	-27.18	220.00	Vertical	Horizontal	Pass
7968.000	-35.75	18.08	-13.0	-22.75	360.00	Vertical	Horizontal	Pass

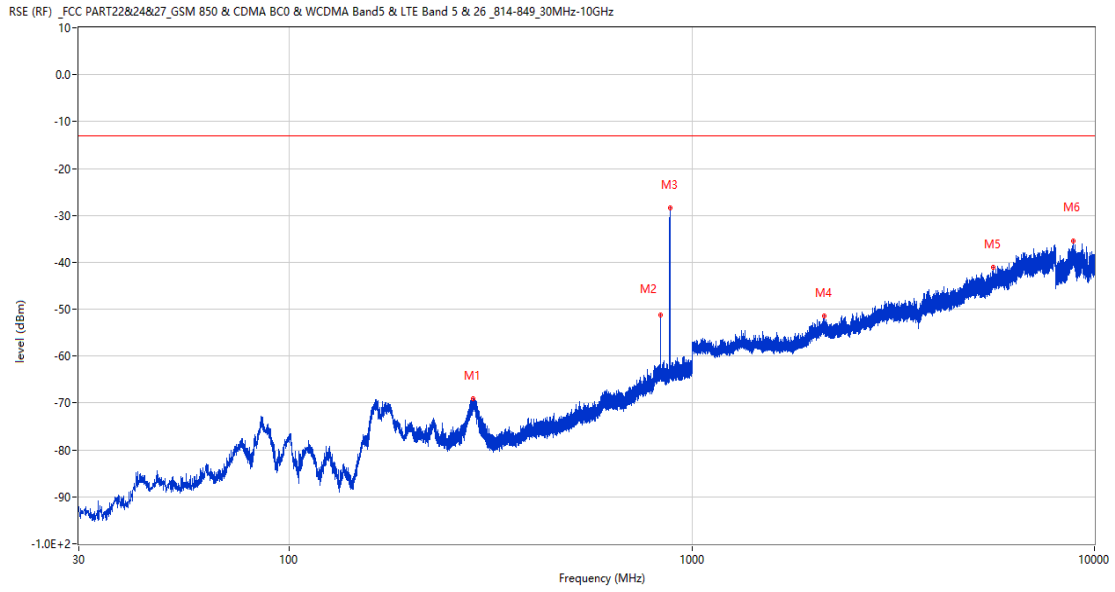
## 7.2 WCDMA Band 5 Middle Channel

### RSE-H&H WCDMA Band 5 CH4182



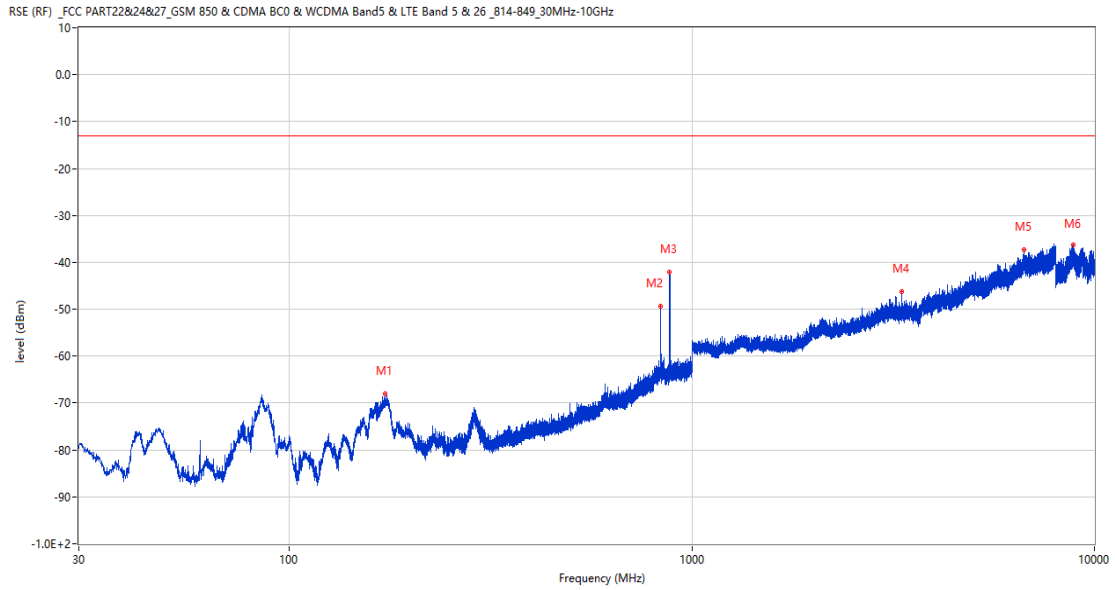
Frequency (MHz)	Result (dBm)	Factor (dB)	PK Limit (dBm)	Over Limit (dB)	Table (o)	ANT	EUT	Verdict
287.293	-71.35	-9.07	-13.0	-58.35	222.00	Horizontal	Horizontal	Pass
835.488	-51.06	7.11	-13.0	-38.06	98.00	Horizontal	Horizontal	N/A
880.884	-29.27	6.73	-13.0	-16.27	234.00	Horizontal	Horizontal	N/A
3086.500	-47.76	7.01	-13.0	-34.76	361.00	Horizontal	Horizontal	Pass
6852.500	-37.39	16.46	-13.0	-24.39	360.00	Horizontal	Horizontal	Pass
8827.500	-36.15	19.99	-13.0	-23.15	345.00	Horizontal	Horizontal	Pass

RSE-H&V WCDMA Band 5 CH4182



Frequency (MHz)	Result (dBm)	Factor (dB)	PK Limit (dBm)	Over Limit (dB)	Table (o)	ANT	EUT	Verdict
285.498	-69.14	-9.21	-13.0	-56.14	208.00	Horizontal	Vertical	Pass
835.828	-51.33	7.11	-13.0	-38.33	179.00	Horizontal	Vertical	N/A
882.630	-28.39	6.83	-13.0	-15.39	249.00	Horizontal	Vertical	N/A
2132.700	-51.38	-0.33	-13.0	-38.38	99.00	Horizontal	Vertical	Pass
5618.750	-41.14	13.56	-13.0	-28.14	360.00	Horizontal	Vertical	Pass
8848.000	-35.51	20.33	-13.0	-22.51	147.00	Horizontal	Vertical	Pass

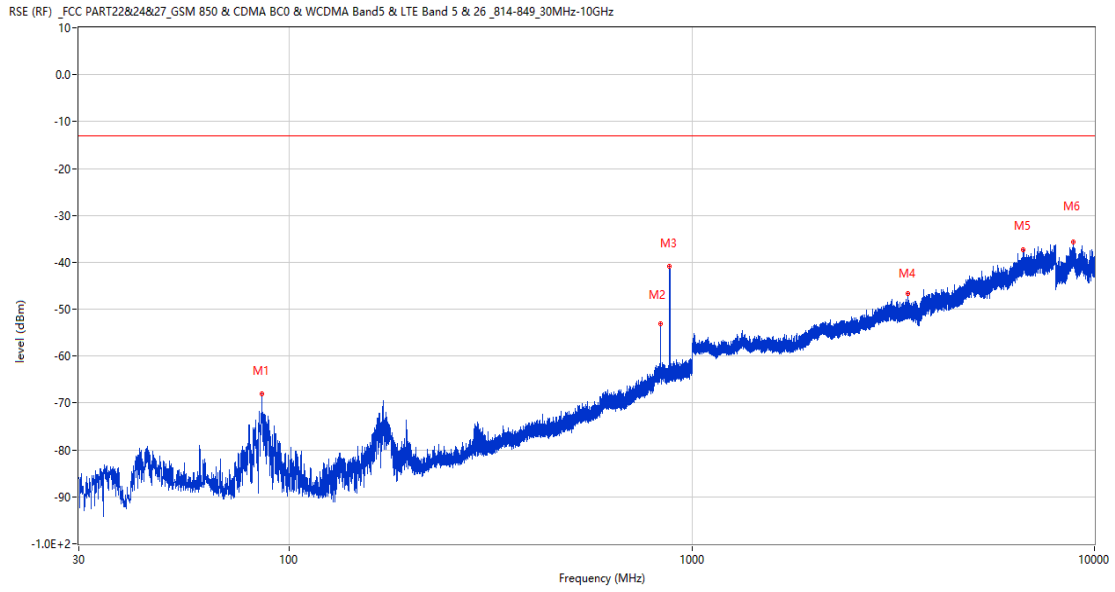
RSE-V&V WCDMA Band 5 CH4182



Frequency (MHz)	Result (dBm)	Factor (dB)	PK Limit (dBm)	Over Limit (dB)	Table (o)	ANT	EUT	Verdict
172.590	-68.06	-15.80	-13.0	-55.06	0.00	Vertical	Vertical	Pass
835.439	-49.36	7.11	-13.0	-36.36	7.00	Vertical	Vertical	N/A
880.496	-42.05	6.69	-13.0	-29.05	155.00	Vertical	Vertical	N/A
3328.000	-46.25	6.87	-13.0	-33.25	356.00	Vertical	Vertical	Pass
6689.750	-37.39	17.05	-13.0	-24.39	207.00	Vertical	Vertical	Pass
8840.600	-36.21	20.21	-13.0	-23.21	235.00	Vertical	Vertical	Pass



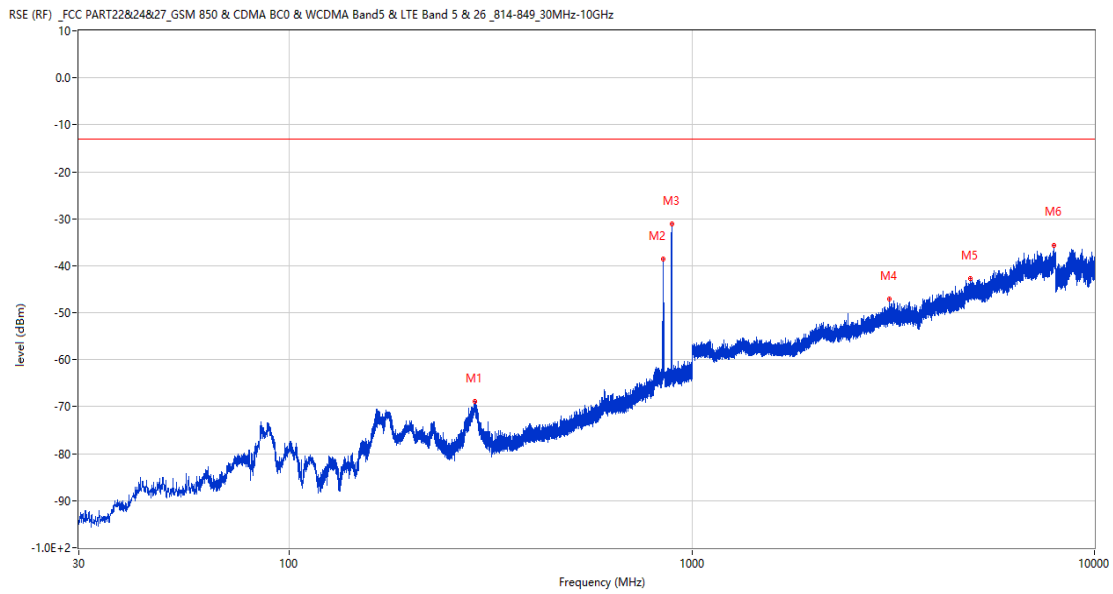
RSE-V&H WCDMA Band 5 CH4182



Frequency (MHz)	Result (dBm)	Factor (dB)	PK Limit (dBm)	Over Limit (dB)	Table (o)	ANT	EUT	Verdict
85.581	-68.12	-18.52	-13.0	-55.12	111.00	Vertical	Horizontal	Pass
835.391	-53.06	7.11	-13.0	-40.06	54.00	Vertical	Horizontal	N/A
879.865	-40.83	6.58	-13.0	-27.83	357.00	Vertical	Horizontal	N/A
3444.500	-46.68	7.51	-13.0	-33.68	360.00	Vertical	Horizontal	Pass
6668.000	-37.22	16.53	-13.0	-24.22	265.00	Vertical	Horizontal	Pass
8852.100	-35.71	20.33	-13.0	-22.71	343.00	Vertical	Horizontal	Pass

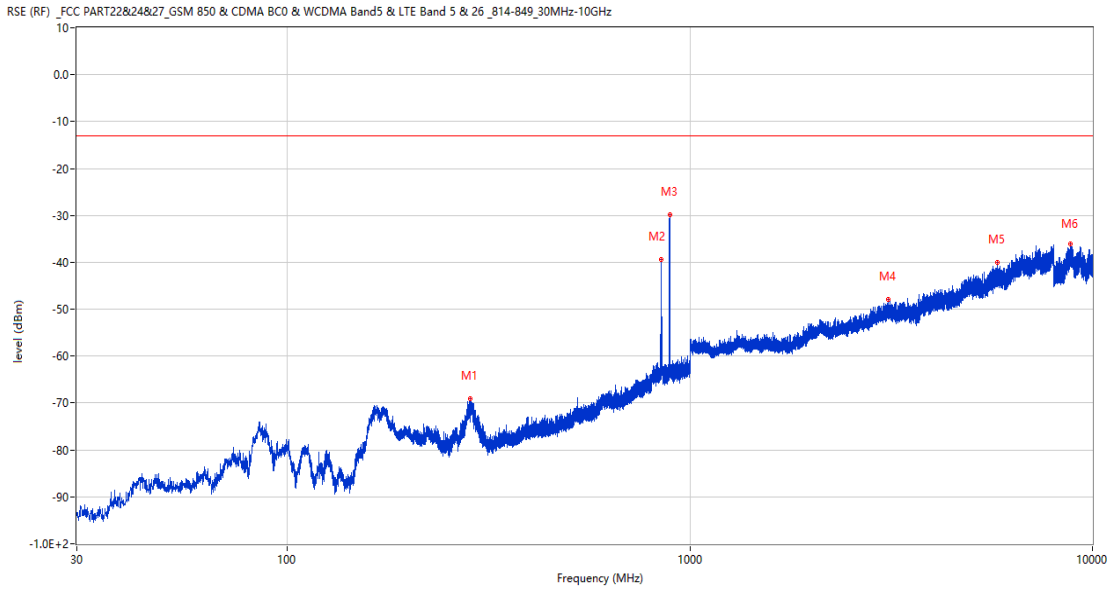
### 7.3 WCDMA Band 5 High Channel

#### RSE-H&H WCDMA Band 5 CH4233



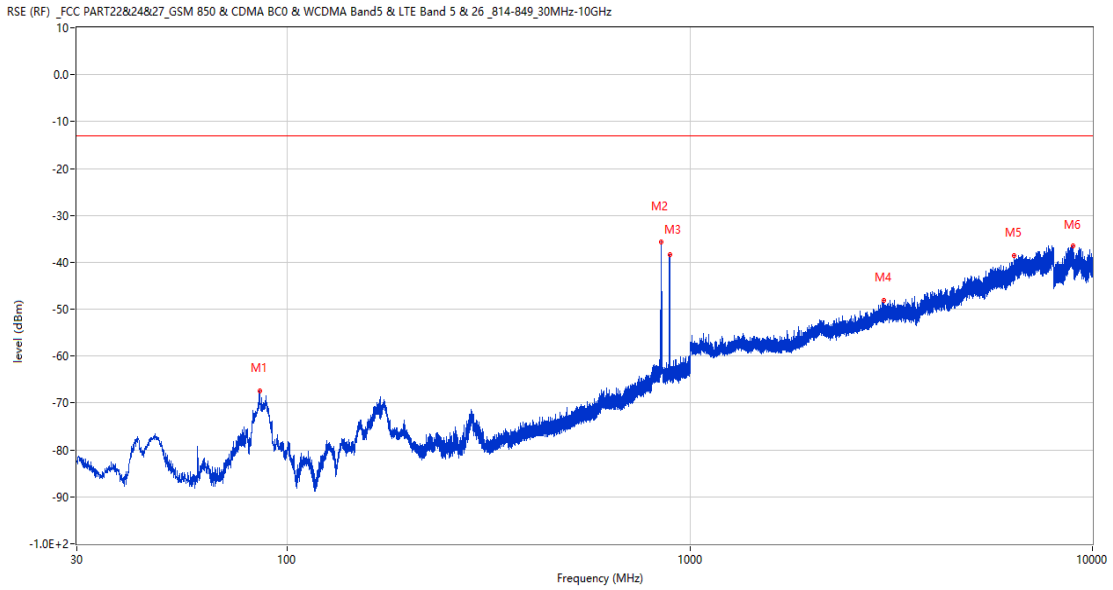
Frequency (MHz)	Result (dBm)	Factor (dB)	PK Limit (dBm)	Over Limit (dB)	Table (o)	ANT	EUT	Verdict
288.651	-68.93	-9.04	-13.0	-55.93	53.00	Horizontal	Horizontal	Pass
848.438	-38.57	7.31	-13.0	-25.57	99.00	Horizontal	Horizontal	N/A
892.233	-31.16	6.95	-13.0	-18.16	251.00	Horizontal	Horizontal	N/A
3089.750	-47.06	6.91	-13.0	-34.06	157.00	Horizontal	Horizontal	Pass
4915.250	-42.70	13.23	-13.0	-29.70	287.00	Horizontal	Horizontal	Pass
7940.750	-35.74	18.98	-13.0	-22.74	76.00	Horizontal	Horizontal	Pass

RSE-H&V WCDMA Band 5 CH4233



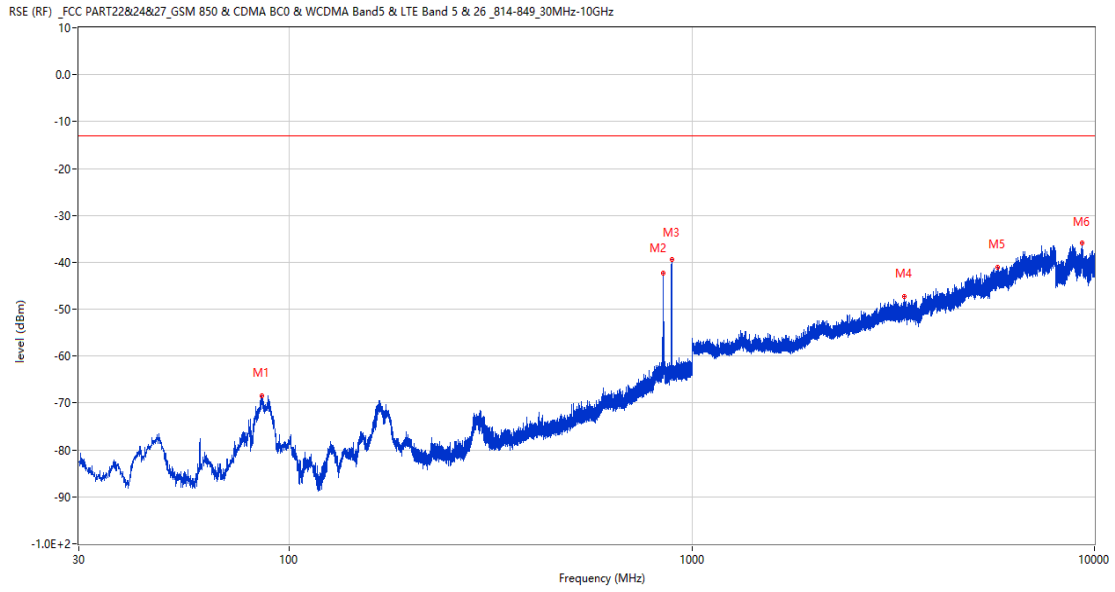
Frequency (MHz)	Result (dBm)	Factor (dB)	PK Limit (dBm)	Over Limit (dB)	Table (o)	ANT	EUT	Verdict
284.916	-69.12	-9.26	-13.0	-56.12	218.00	Horizontal	Vertical	Pass
848.438	-39.46	7.31	-13.0	-26.46	166.00	Horizontal	Vertical	N/A
891.166	-29.83	6.94	-13.0	-16.83	250.00	Horizontal	Vertical	N/A
3104.500	-47.91	6.36	-13.0	-34.91	186.00	Horizontal	Vertical	Pass
5811.250	-40.08	14.58	-13.0	-27.08	138.00	Horizontal	Vertical	Pass
8839.000	-36.04	20.18	-13.0	-23.04	323.00	Horizontal	Vertical	Pass

RSE-V&V WCDMA Band 5 CH4233



Frequency (MHz)	Result (dBm)	Factor (dB)	PK Limit (dBm)	Over Limit (dB)	Table (o)	ANT	EUT	Verdict
85.290	-67.48	-18.54	-13.0	-54.48	115.00	Vertical	Vertical	Pass
848.438	-35.67	7.31	-13.0	-22.67	349.00	Vertical	Vertical	N/A
892.572	-38.28	6.94	-13.0	-25.28	270.00	Vertical	Vertical	N/A
3032.500	-48.22	6.45	-13.0	-35.22	190.00	Vertical	Vertical	Pass
6396.000	-38.50	15.83	-13.0	-25.50	360.00	Vertical	Vertical	Pass
8951.300	-36.51	19.39	-13.0	-23.51	360.00	Vertical	Vertical	Pass

RSE-V&H WCDMA Band 5 CH4233



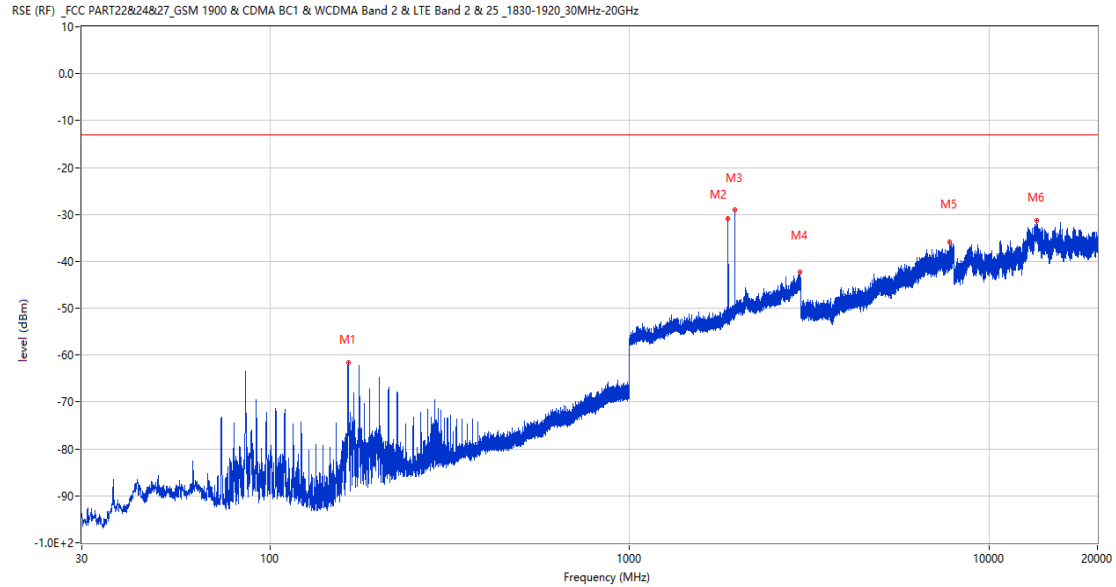
Frequency (MHz)	Result (dBm)	Factor (dB)	PK Limit (dBm)	Over Limit (dB)	Table (o)	ANT	EUT	Verdict
85.290	-68.53	-18.54	-13.0	-55.53	57.00	Vertical	Horizontal	Pass
848.631	-42.30	7.31	-13.0	-29.30	65.00	Vertical	Horizontal	N/A
893.348	-39.42	6.93	-13.0	-26.42	297.00	Vertical	Horizontal	N/A
3364.000	-47.35	6.68	-13.0	-34.35	125.00	Vertical	Horizontal	Pass
5755.500	-41.01	14.31	-13.0	-28.01	350.00	Vertical	Horizontal	Pass
9341.000	-35.97	19.24	-13.0	-22.97	103.00	Vertical	Horizontal	Pass

LTE

8 LTE Band 2

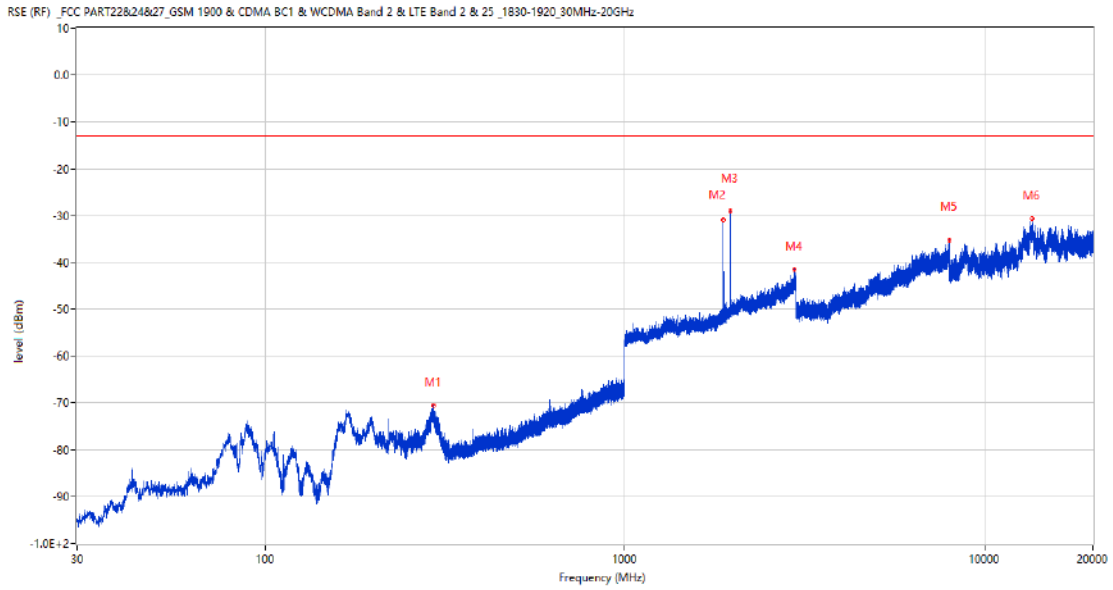
8.1 LTE Band 2 BW1.4, Middle Channel

RSE-H&H LTE Band 2 BW1.4 CH18900



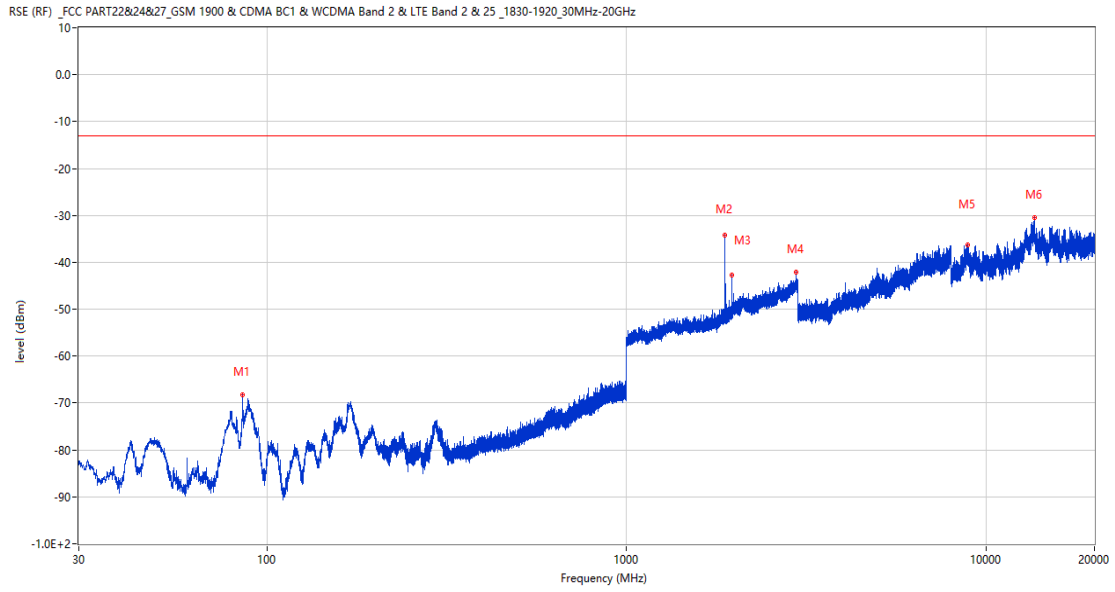
Frequency (MHz)	Result (dBm)	Factor (dB)	PK Limit (dBm)	Over Limit (dB)	Table (o)	ANT	EUT	Verdict
165.072	-61.68	-18.12	-13.0	-48.68	8.00	Horizontal	Horizontal	Pass
1880.500	-30.83	2.76	-13.0	-17.83	203.00	Horizontal	Horizontal	N/A
1960.900	-28.98	3.39	-13.0	-15.98	250.00	Horizontal	Horizontal	N/A
2980.900	-42.21	10.97	-13.0	-29.21	281.00	Horizontal	Horizontal	Pass
7767.000	-35.96	17.75	-13.0	-22.96	319.00	Horizontal	Horizontal	Pass
13561.275	-31.24	25.14	-13.0	-18.24	139.00	Horizontal	Horizontal	Pass

RSE-H&V LTE Band 2 BW1.4 CH18900



Frequency (MHz)	Result (dBm)	Factor (dB)	PK Limit (dBm)	Over Limit (dB)	Table (o)	ANT	EUT	Verdict
293.161	-70.48	-11.70	-13.0	-57.48	44.00	Horizontal	Vertical	Pass
1880.400	-30.97	2.76	-13.0	-17.97	185.00	Horizontal	Vertical	N/A
1960.700	-29.10	3.40	-13.0	-16.10	252.00	Horizontal	Vertical	N/A
2969.100	-41.52	11.90	-13.0	-28.52	55.00	Horizontal	Vertical	Pass
7967.750	-35.30	18.09	-13.0	-22.30	260.00	Horizontal	Vertical	Pass
13581.575	-30.67	25.00	-13.0	-17.67	40.00	Horizontal	Vertical	Pass

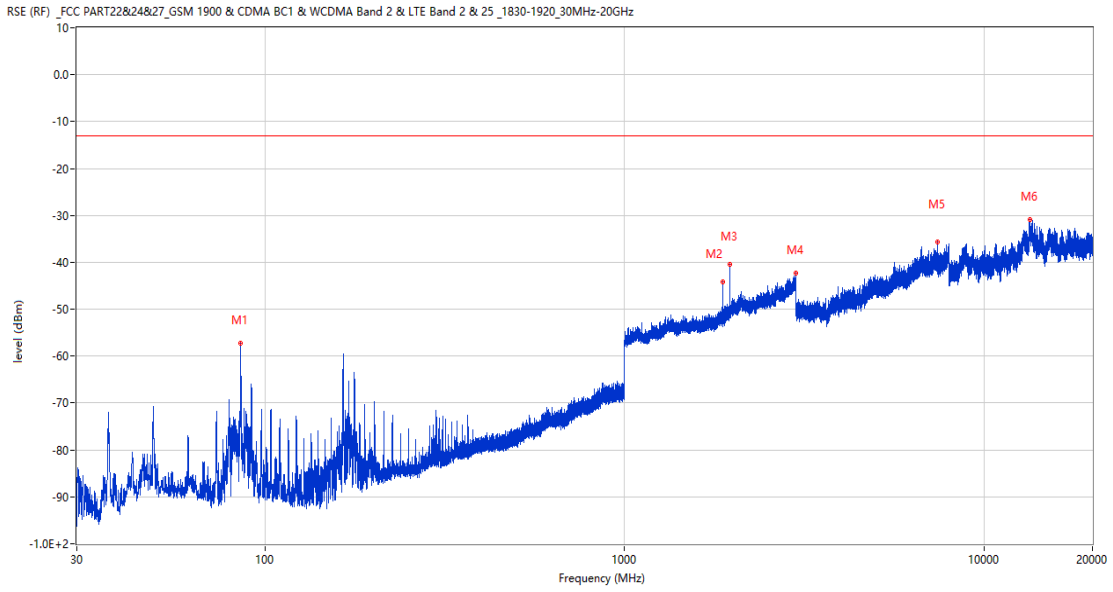
RSE-V&V LTE Band 2 BW1.4 CH18900



Frequency (MHz)	Result (dBm)	Factor (dB)	PK Limit (dBm)	Over Limit (dB)	Table (o)	ANT	EUT	Verdict
85.533	-68.33	-19.83	-13.0	-55.33	96.00	Vertical	Vertical	Pass
1880.500	-34.22	2.76	-13.0	-21.22	312.00	Vertical	Vertical	N/A
1960.900	-42.65	3.39	-13.0	-29.65	203.00	Vertical	Vertical	N/A
2961.200	-42.16	11.17	-13.0	-29.16	209.00	Vertical	Vertical	Pass
8872.813	-36.28	20.08	-13.0	-23.28	237.00	Vertical	Vertical	Pass
13605.137	-30.53	24.87	-13.0	-17.53	277.00	Vertical	Vertical	Pass



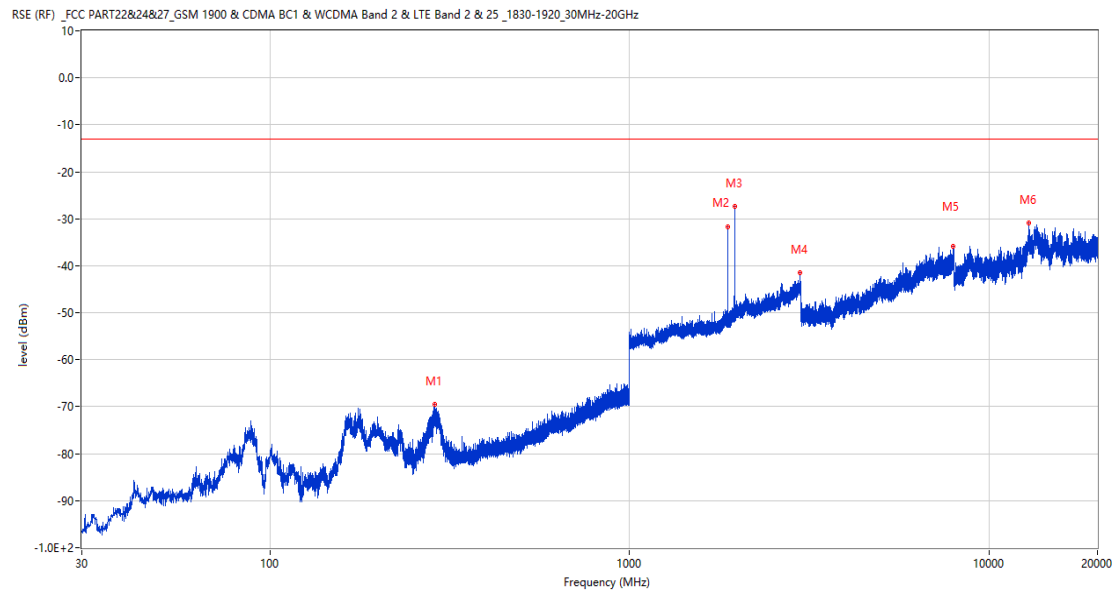
RSE-V&H LTE Band 2 BW1.4 CH18900



Frequency (MHz)	Result (dBm)	Factor (dB)	PK Limit (dBm)	Over Limit (dB)	Table (o)	ANT	EUT	Verdict
85.581	-57.30	-19.82	-13.0	-44.30	78.00	Vertical	Horizontal	Pass
1880.600	-44.18	2.76	-13.0	-31.18	304.00	Vertical	Horizontal	N/A
1960.800	-40.53	3.39	-13.0	-27.53	213.00	Vertical	Horizontal	N/A
2993.600	-42.32	10.68	-13.0	-29.32	129.00	Vertical	Horizontal	Pass
7403.750	-35.67	17.88	-13.0	-22.67	155.00	Vertical	Horizontal	Pass
13441.651	-30.96	24.57	-13.0	-17.96	1.00	Vertical	Horizontal	Pass

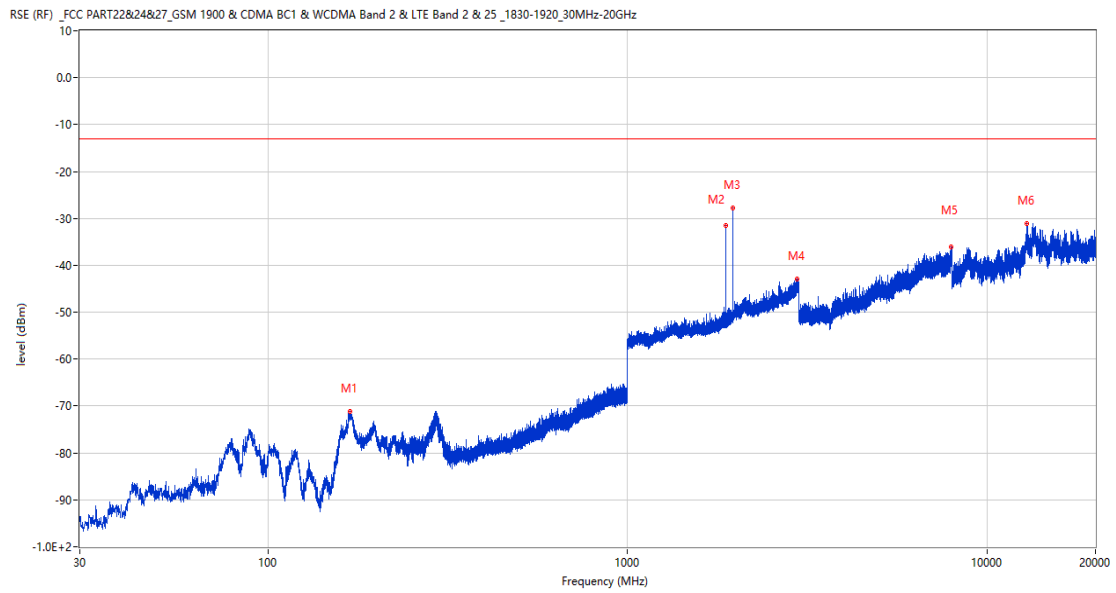
## 8.2 LTE Band 2 BW3, Middle Channel

### RSE-H&H LTE Band 2 BW3 CH18900



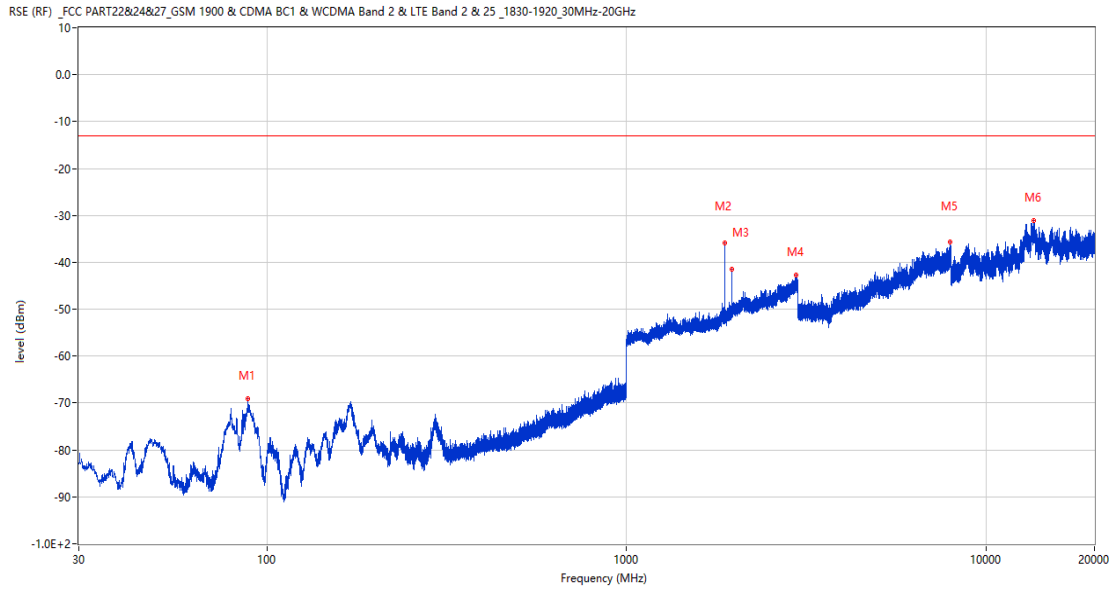
Frequency (MHz)	Result (dBm)	Factor (dB)	PK Limit (dBm)	Over Limit (dB)	Table (o)	ANT	EUT	Verdict
287.195	-69.41	-11.97	-13.0	-56.41	235.00	Horizontal	Horizontal	Pass
1879.600	-31.65	2.76	-13.0	-18.65	220.00	Horizontal	Horizontal	N/A
1960.200	-27.26	3.42	-13.0	-14.26	255.00	Horizontal	Horizontal	N/A
2973.000	-41.54	11.86	-13.0	-28.54	304.00	Horizontal	Horizontal	Pass
7927.750	-35.77	18.51	-13.0	-22.77	298.00	Horizontal	Horizontal	Pass
12876.512	-30.89	23.27	-13.0	-17.89	163.00	Horizontal	Horizontal	Pass

RSE-H&V LTE Band 2 BW3 CH18900



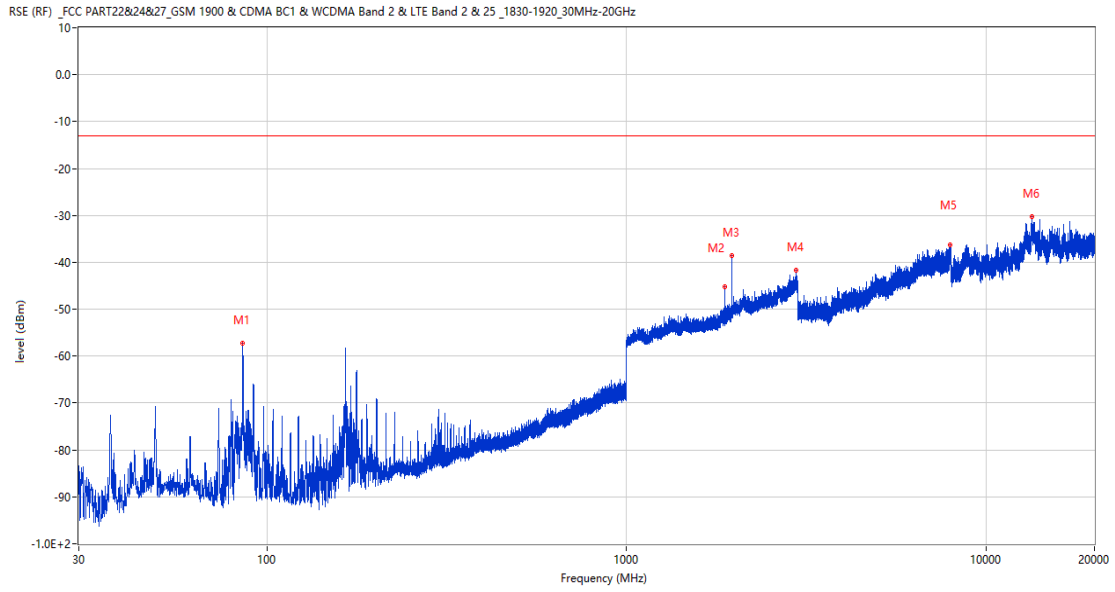
Frequency (MHz)	Result (dBm)	Factor (dB)	PK Limit (dBm)	Over Limit (dB)	Table (o)	ANT	EUT	Verdict
169.389	-71.12	-17.80	-13.0	-58.12	1.00	Horizontal	Vertical	Pass
1879.600	-31.46	2.76	-13.0	-18.46	215.00	Horizontal	Vertical	N/A
1961.100	-27.79	3.38	-13.0	-14.79	252.00	Horizontal	Vertical	N/A
2959.800	-42.93	11.05	-13.0	-29.93	356.00	Horizontal	Vertical	Pass
7922.750	-36.09	18.28	-13.0	-23.09	137.00	Horizontal	Vertical	Pass
12883.401	-30.99	23.37	-13.0	-17.99	48.00	Horizontal	Vertical	Pass

RSE-V&V LTE Band 2 BW3 CH18900



Frequency (MHz)	Result (dBm)	Factor (dB)	PK Limit (dBm)	Over Limit (dB)	Table (o)	ANT	EUT	Verdict
88.636	-69.18	-19.09	-13.0	-56.18	80.00	Vertical	Vertical	Pass
1879.700	-35.89	2.76	-13.0	-22.89	307.00	Vertical	Vertical	N/A
1960.500	-41.44	3.41	-13.0	-28.44	223.00	Vertical	Vertical	N/A
2963.600	-42.78	11.40	-13.0	-29.78	204.00	Vertical	Vertical	Pass
7948.500	-35.57	18.71	-13.0	-22.57	243.00	Vertical	Vertical	Pass
13555.838	-31.18	25.18	-13.0	-18.18	310.00	Vertical	Vertical	Pass

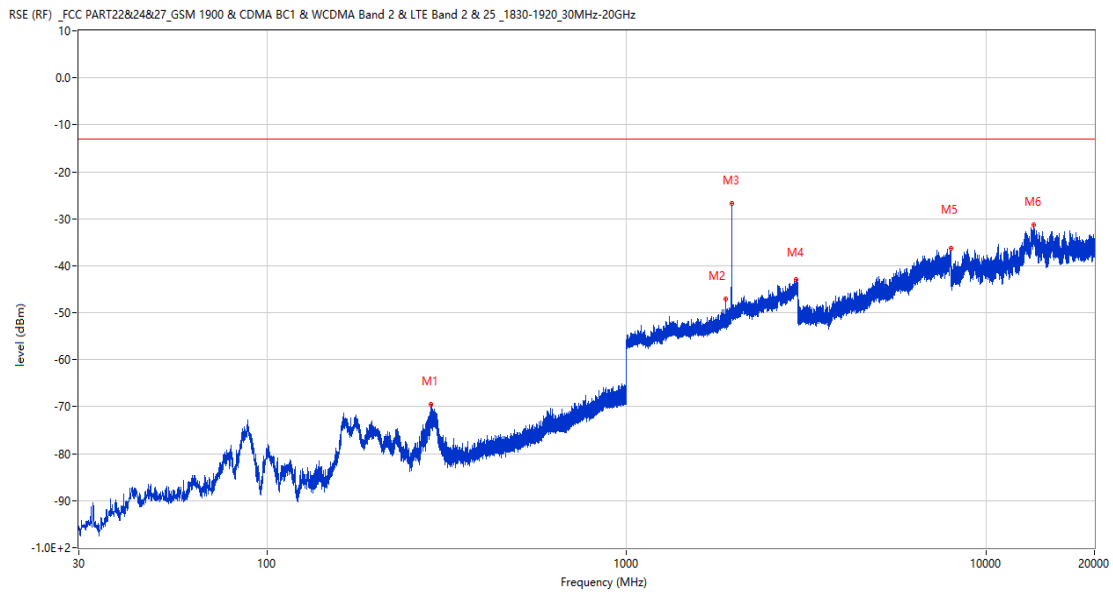
RSE-V&H LTE Band 2 BW3 CH18900



Frequency (MHz)	Result (dBm)	Factor (dB)	PK Limit (dBm)	Over Limit (dB)	Table (o)	ANT	EUT	Verdict
85.630	-57.34	-19.82	-13.0	-44.34	82.00	Vertical	Horizontal	Pass
1879.700	-45.23	2.76	-13.0	-32.23	304.00	Vertical	Horizontal	N/A
1960.400	-38.55	3.41	-13.0	-25.55	220.00	Vertical	Horizontal	N/A
2968.200	-41.66	11.83	-13.0	-28.66	0.00	Vertical	Horizontal	Pass
7933.750	-36.24	18.81	-13.0	-23.24	127.00	Vertical	Horizontal	Pass
13369.513	-30.25	24.66	-13.0	-17.25	310.00	Vertical	Horizontal	Pass

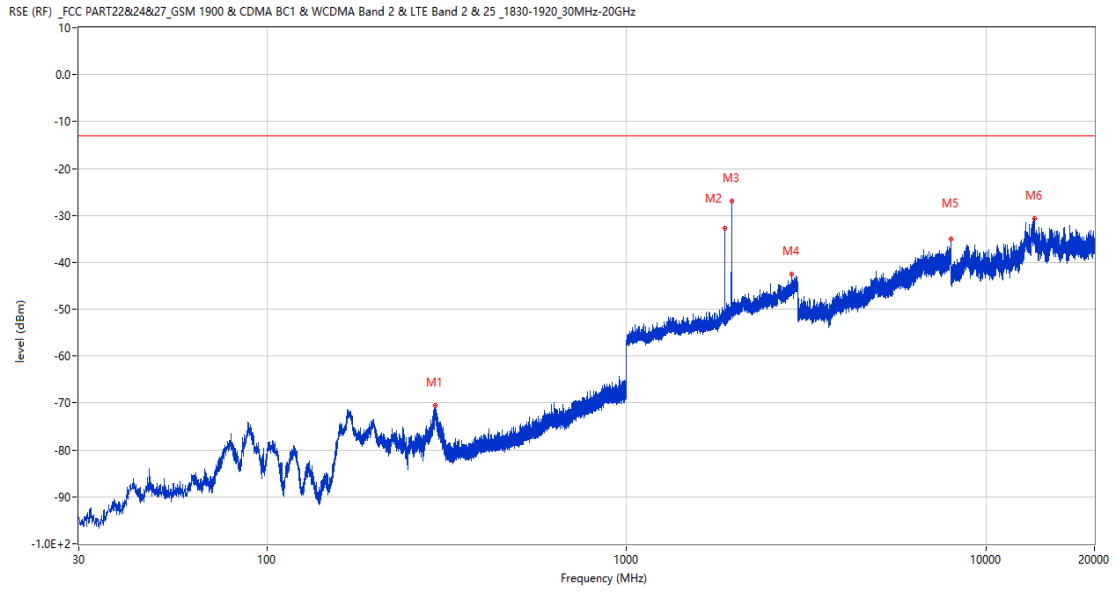
### 8.3 LTE Band 2 BW5, Middle Channel

#### RSE-H&H LTE Band 2 BW5 CH18900



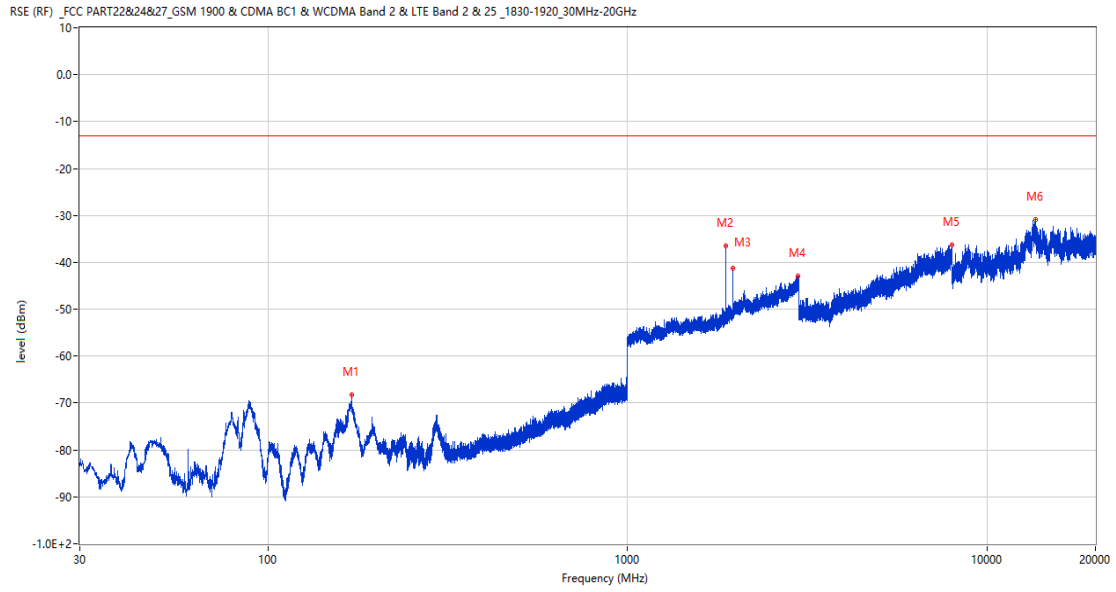
Frequency (MHz)	Result (dBm)	Factor (dB)	PK Limit (dBm)	Over Limit (dB)	Table (o)	ANT	EUT	Verdict
286.419	-69.48	-12.03	-13.0	-56.48	221.00	Horizontal	Horizontal	Pass
1883.000	-47.16	2.78	-13.0	-34.16	121.00	Horizontal	Horizontal	N/A
1962.300	-26.67	3.31	-13.0	-13.67	255.00	Horizontal	Horizontal	N/A
2967.400	-43.03	11.82	-13.0	-30.03	121.00	Horizontal	Horizontal	Pass
7999.250	-36.31	18.97	-13.0	-23.31	28.00	Horizontal	Horizontal	Pass
13548.588	-31.33	25.18	-13.0	-18.33	38.00	Horizontal	Horizontal	Pass

RSE-H&V LTE Band 2 BW5 CH18900



Frequency (MHz)	Result (dBm)	Factor (dB)	PK Limit (dBm)	Over Limit (dB)	Table (o)	ANT	EUT	Verdict
293.210	-70.55	-11.69	-13.0	-57.55	48.00	Horizontal	Vertical	Pass
1878.700	-32.72	2.75	-13.0	-19.72	182.00	Horizontal	Vertical	N/A
1960.200	-26.86	3.42	-13.0	-13.86	151.00	Horizontal	Vertical	N/A
2875.900	-42.58	9.93	-13.0	-29.58	176.00	Horizontal	Vertical	Pass
7995.750	-35.05	18.76	-13.0	-22.05	0.00	Horizontal	Vertical	Pass
13642.474	-30.78	24.84	-13.0	-17.78	268.00	Horizontal	Vertical	Pass

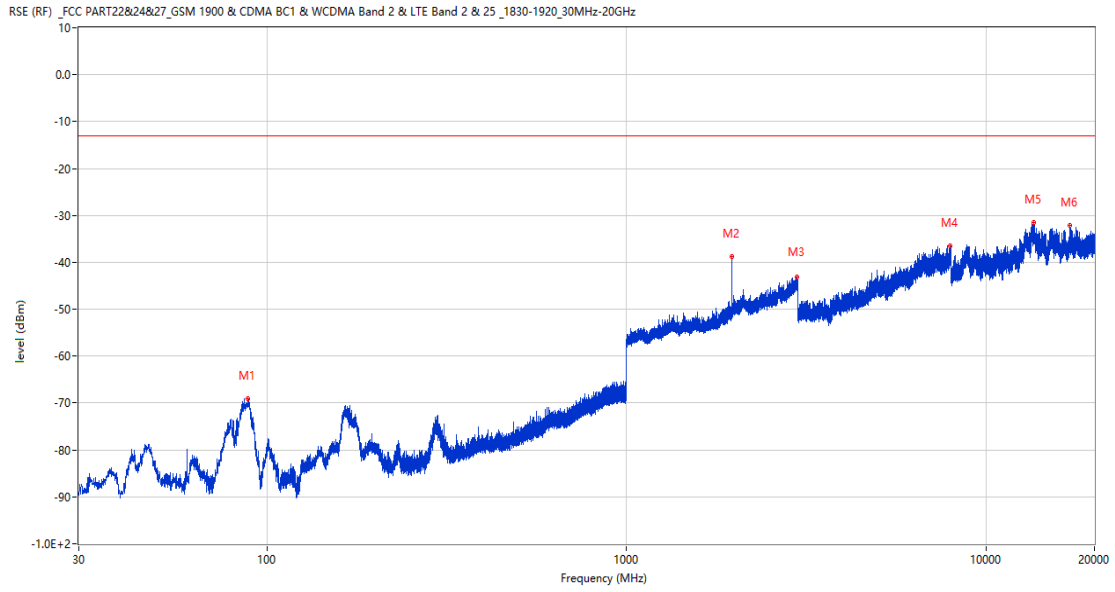
RSE-V&V LTE Band 2 BW5 CH18900



Frequency (MHz)	Result (dBm)	Factor (dB)	PK Limit (dBm)	Over Limit (dB)	Table (o)	ANT	EUT	Verdict
171.232	-68.29	-17.73	-13.0	-55.29	343.00	Vertical	Vertical	Pass
1878.700	-36.47	2.75	-13.0	-23.47	304.00	Vertical	Vertical	N/A
1962.300	-41.29	3.31	-13.0	-28.29	208.00	Vertical	Vertical	N/A
2970.400	-43.02	11.89	-13.0	-30.02	190.00	Vertical	Vertical	Pass
7989.000	-36.28	18.39	-13.0	-23.28	181.00	Vertical	Vertical	Pass
13638.850	-30.94	24.84	-13.0	-17.94	97.00	Vertical	Vertical	Pass



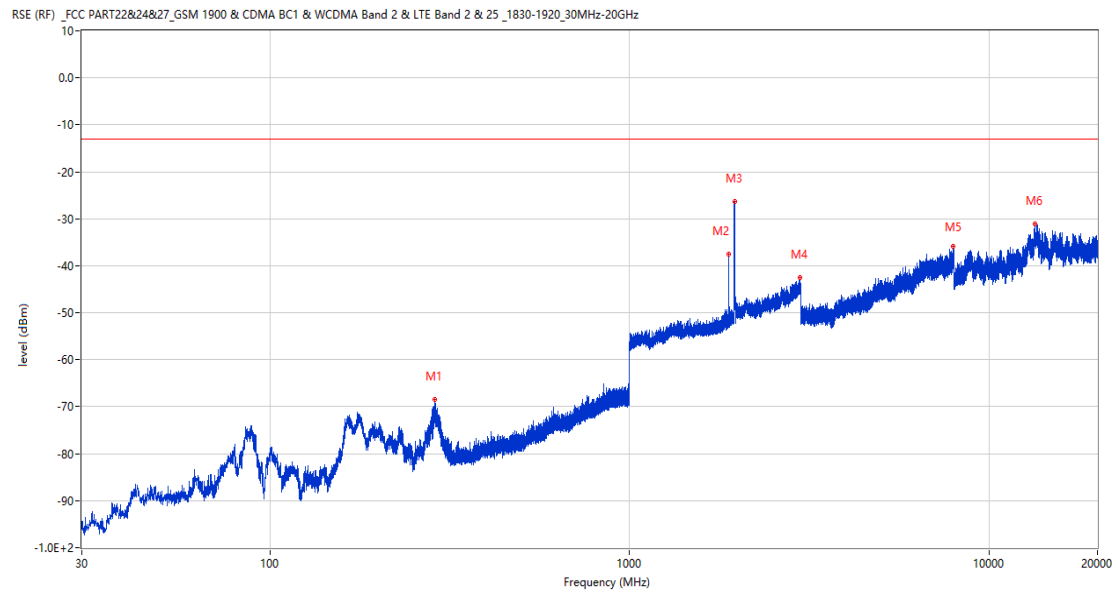
RSE-V&H LTE Band 2 BW5 CH18900



Frequency (MHz)	Result (dBm)	Factor (dB)	PK Limit (dBm)	Over Limit (dB)	Table (o)	ANT	EUT	Verdict
88.539	-69.02	-19.12	-13.0	-56.02	88.00	Vertical	Horizontal	Pass
1962.000	-38.78	3.33	-13.0	-25.78	205.00	Vertical	Horizontal	N/A
2983.600	-43.22	10.82	-13.0	-30.22	360.00	Vertical	Horizontal	Pass
7928.500	-36.56	18.57	-13.0	-23.56	315.00	Vertical	Horizontal	Pass
13546.050	-31.44	25.12	-13.0	-18.44	186.00	Vertical	Horizontal	Pass
17094.199	-32.09	23.54	-13.0	-19.09	322.00	Vertical	Horizontal	Pass

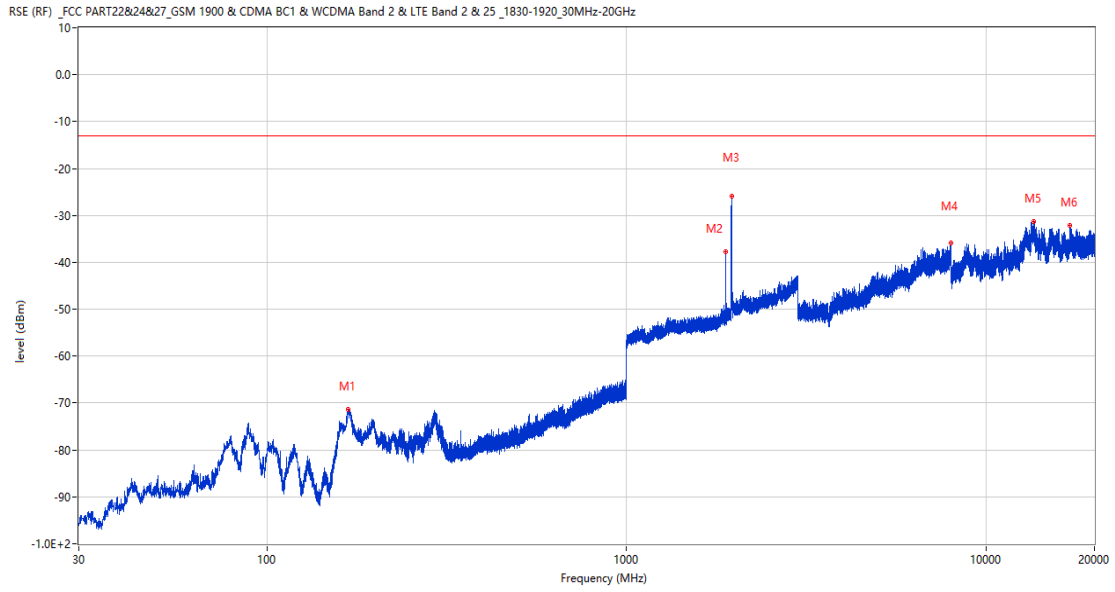
### 8.4 LTE Band 2 BW10, Middle Channel

#### RSE-H&H LTE Band 2 BW10 CH18900



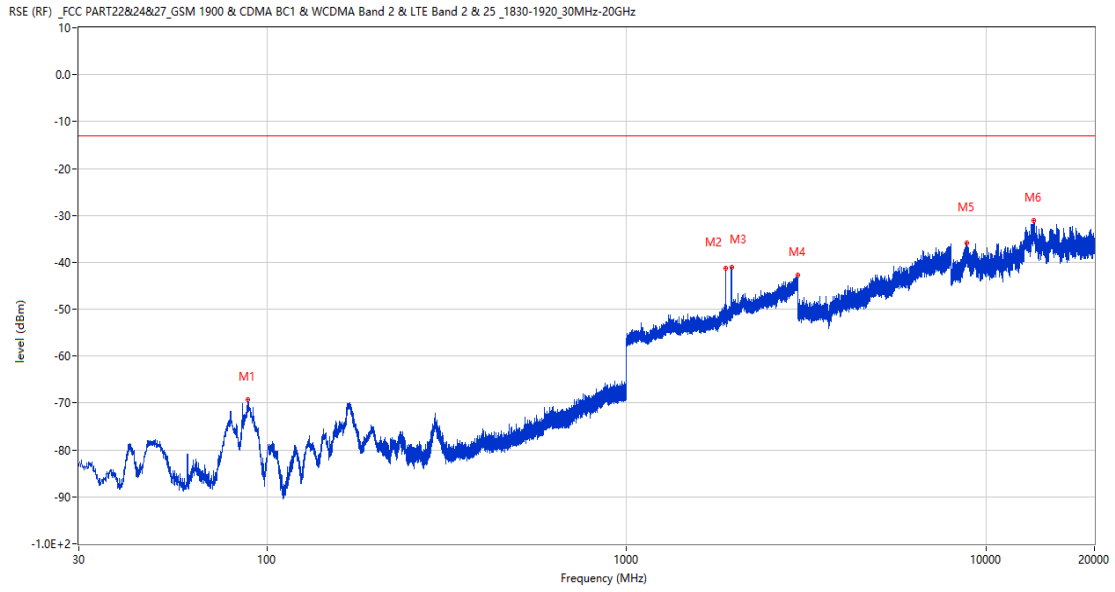
Frequency (MHz)	Result (dBm)	Factor (dB)	PK Limit (dBm)	Over Limit (dB)	Table (o)	ANT	EUT	Verdict
287.971	-68.39	-11.87	-13.0	-55.39	222.00	Horizontal	Horizontal	Pass
1885.200	-37.56	2.80	-13.0	-24.56	226.00	Horizontal	Horizontal	N/A
1962.200	-26.33	3.31	-13.0	-13.33	262.00	Horizontal	Horizontal	N/A
2975.100	-42.56	11.70	-13.0	-29.56	360.00	Horizontal	Horizontal	Pass
7949.500	-35.94	18.65	-13.0	-22.94	348.00	Horizontal	Horizontal	Pass
13386.550	-31.16	24.77	-13.0	-18.16	165.00	Horizontal	Horizontal	Pass

RSE-H&V LTE Band 2 BW10 CH18900



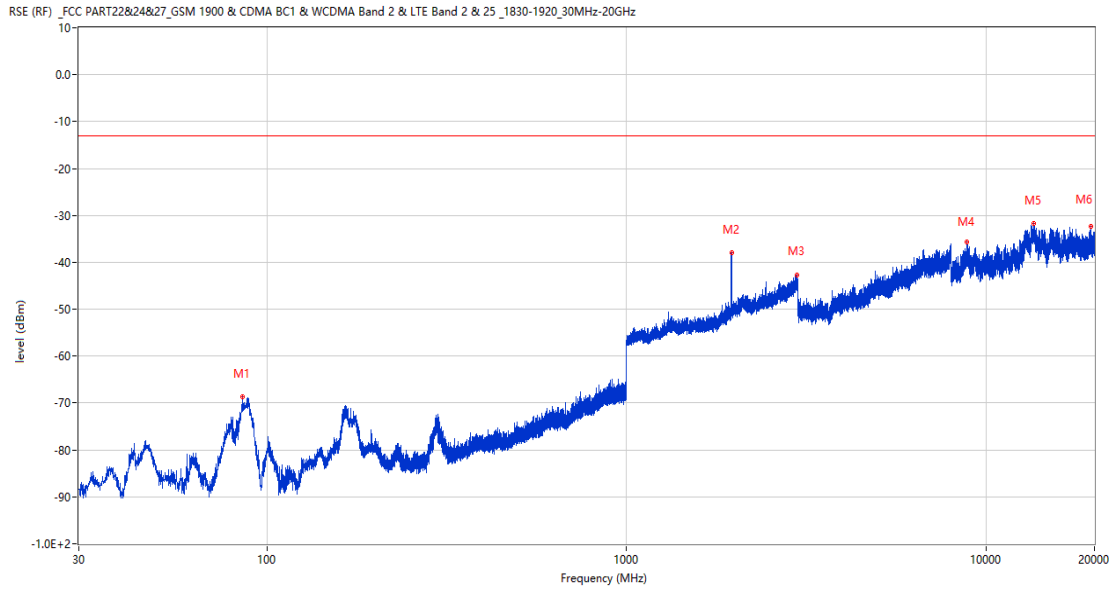
Frequency (MHz)	Result (dBm)	Factor (dB)	PK Limit (dBm)	Over Limit (dB)	Table (o)	ANT	EUT	Verdict
168.128	-71.45	-17.85	-13.0	-58.45	1.00	Horizontal	Vertical	Pass
1885.200	-37.80	2.80	-13.0	-24.80	211.00	Horizontal	Vertical	N/A
1958.200	-25.83	3.47	-13.0	-12.83	252.00	Horizontal	Vertical	N/A
7986.750	-35.96	18.28	-13.0	-22.96	360.00	Horizontal	Vertical	Pass
13551.849	-31.30	25.21	-13.0	-18.30	96.00	Horizontal	Vertical	Pass
17098.550	-32.12	23.64	-13.0	-19.12	299.00	Horizontal	Vertical	Pass

RSE-V&V LTE Band 2 BW10 CH18900



Frequency (MHz)	Result (dBm)	Factor (dB)	PK Limit (dBm)	Over Limit (dB)	Table (o)	ANT	EUT	Verdict
88.539	-69.24	-19.12	-13.0	-56.24	85.00	Vertical	Vertical	Pass
1885.200	-41.33	2.80	-13.0	-28.33	325.00	Vertical	Vertical	N/A
1957.600	-41.09	3.45	-13.0	-28.09	206.00	Vertical	Vertical	N/A
2989.500	-42.76	10.86	-13.0	-29.76	241.00	Vertical	Vertical	Pass
8852.388	-35.92	20.33	-13.0	-22.92	145.00	Vertical	Vertical	Pass
13571.425	-31.12	25.07	-13.0	-18.12	176.00	Vertical	Vertical	Pass

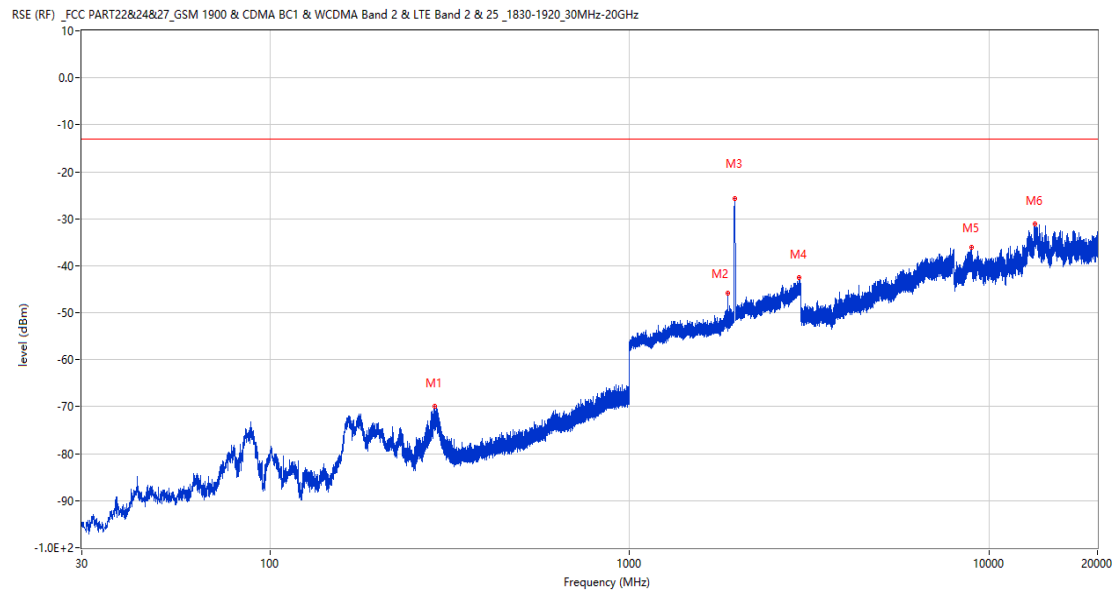
RSE-V&H LTE Band 2 BW10 CH18900



Frequency (MHz)	Result (dBm)	Factor (dB)	PK Limit (dBm)	Over Limit (dB)	Table (o)	ANT	EUT	Verdict
85.533	-68.66	-19.83	-13.0	-55.66	120.00	Vertical	Horizontal	Pass
1959.100	-37.93	3.38	-13.0	-24.93	217.00	Vertical	Horizontal	N/A
2977.600	-42.81	11.41	-13.0	-29.81	360.00	Vertical	Horizontal	Pass
8834.099	-35.69	20.10	-13.0	-22.69	3.00	Vertical	Horizontal	Pass
13584.474	-31.70	24.98	-13.0	-18.70	311.00	Vertical	Horizontal	Pass
19551.588	-32.38	21.47	-13.0	-19.38	40.00	Vertical	Horizontal	Pass

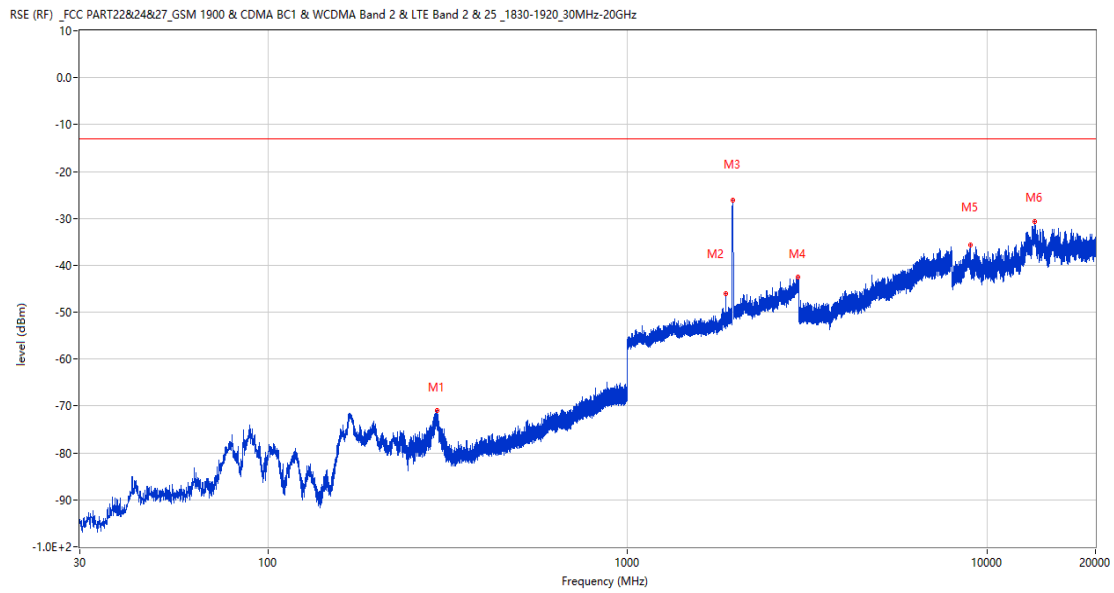
## 8.5 LTE Band 2 BW15, Middle Channel

RSE-H&H LTE Band 2 BW15 CH18900



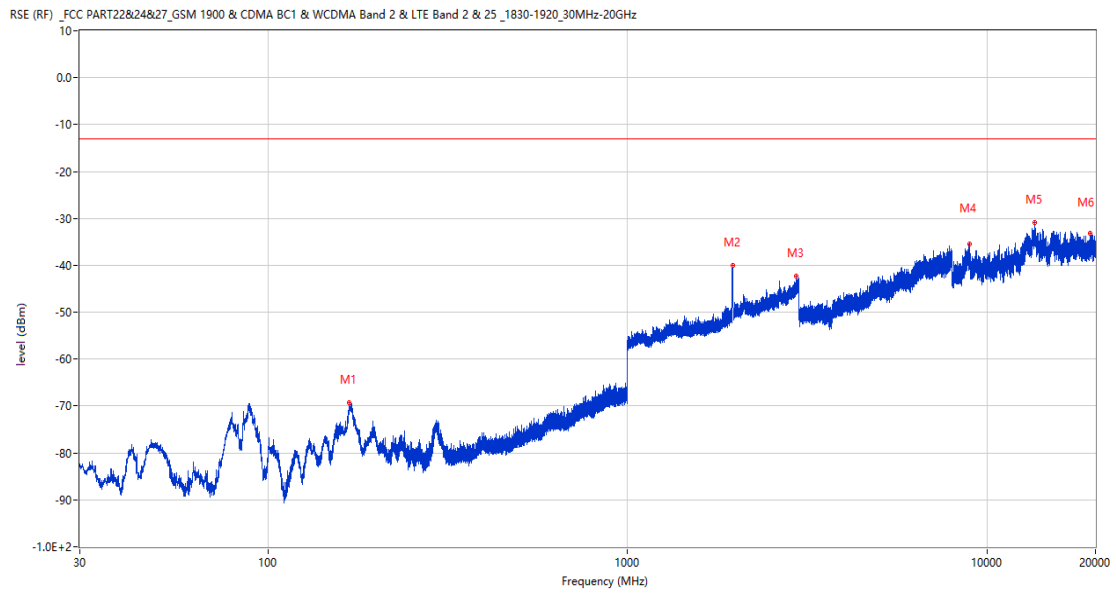
Frequency (MHz)	Result (dBm)	Factor (dB)	PK Limit (dBm)	Over Limit (dB)	Table (o)	ANT	EUT	Verdict
287.535	-69.85	-11.93	-13.0	-56.85	234.00	Horizontal	Horizontal	Pass
1874.200	-45.82	2.72	-13.0	-32.82	207.00	Horizontal	Horizontal	N/A
1966.000	-25.67	3.35	-13.0	-12.67	256.00	Horizontal	Horizontal	N/A
2961.300	-42.61	11.20	-13.0	-29.61	29.00	Horizontal	Horizontal	Pass
8928.388	-36.00	19.57	-13.0	-23.00	189.00	Horizontal	Horizontal	Pass
13437.300	-31.03	24.60	-13.0	-18.03	313.00	Horizontal	Horizontal	Pass

RSE-H&V LTE Band 2 BW15 CH18900



Frequency (MHz)	Result (dBm)	Factor (dB)	PK Limit (dBm)	Over Limit (dB)	Table (o)	ANT	EUT	Verdict
294.858	-70.88	-11.64	-13.0	-57.88	40.00	Horizontal	Vertical	Pass
1874.800	-46.02	2.72	-13.0	-33.02	192.00	Horizontal	Vertical	N/A
1966.800	-26.04	3.32	-13.0	-13.04	139.00	Horizontal	Vertical	N/A
2975.900	-42.46	11.65	-13.0	-29.46	342.00	Horizontal	Vertical	Pass
8977.313	-35.61	18.63	-13.0	-22.61	256.00	Horizontal	Vertical	Pass
13586.288	-30.63	24.97	-13.0	-17.63	0.00	Horizontal	Vertical	Pass

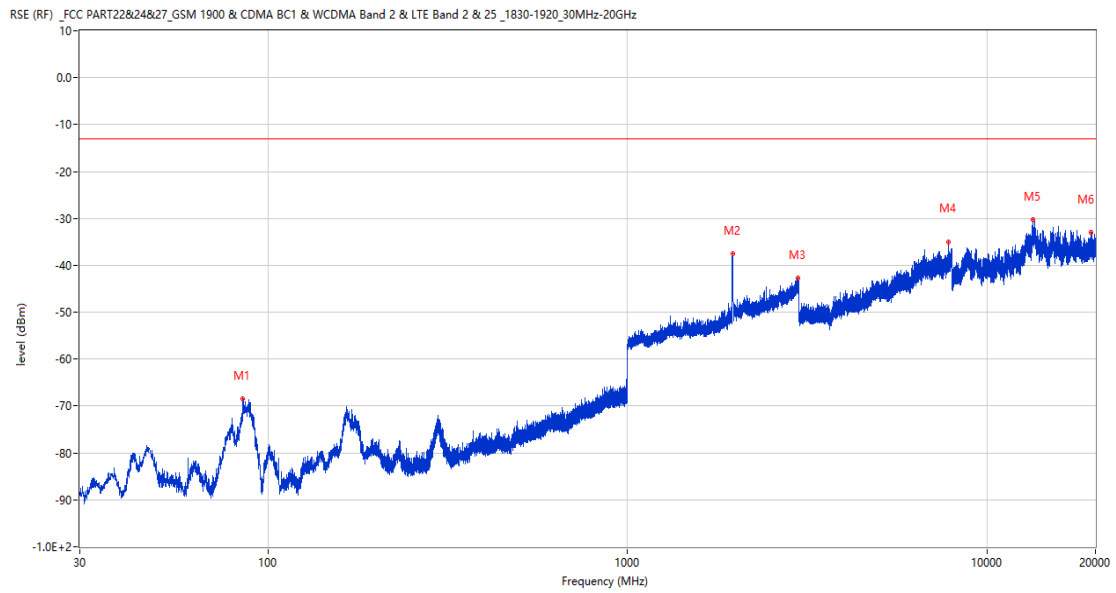
RSE-V&V LTE Band 2 BW15 CH18900



Frequency (MHz)	Result (dBm)	Factor (dB)	PK Limit (dBm)	Over Limit (dB)	Table (o)	ANT	EUT	Verdict
168.274	-69.31	-17.83	-13.0	-56.31	1.00	Vertical	Vertical	Pass
1965.400	-40.11	3.30	-13.0	-27.11	204.00	Vertical	Vertical	N/A
2948.500	-42.38	11.05	-13.0	-29.38	222.00	Vertical	Vertical	Pass
8917.224	-35.38	19.64	-13.0	-22.38	360.00	Vertical	Vertical	Pass
13559.463	-30.99	25.15	-13.0	-17.99	360.00	Vertical	Vertical	Pass
19375.776	-33.23	21.42	-13.0	-20.23	1.00	Vertical	Vertical	Pass



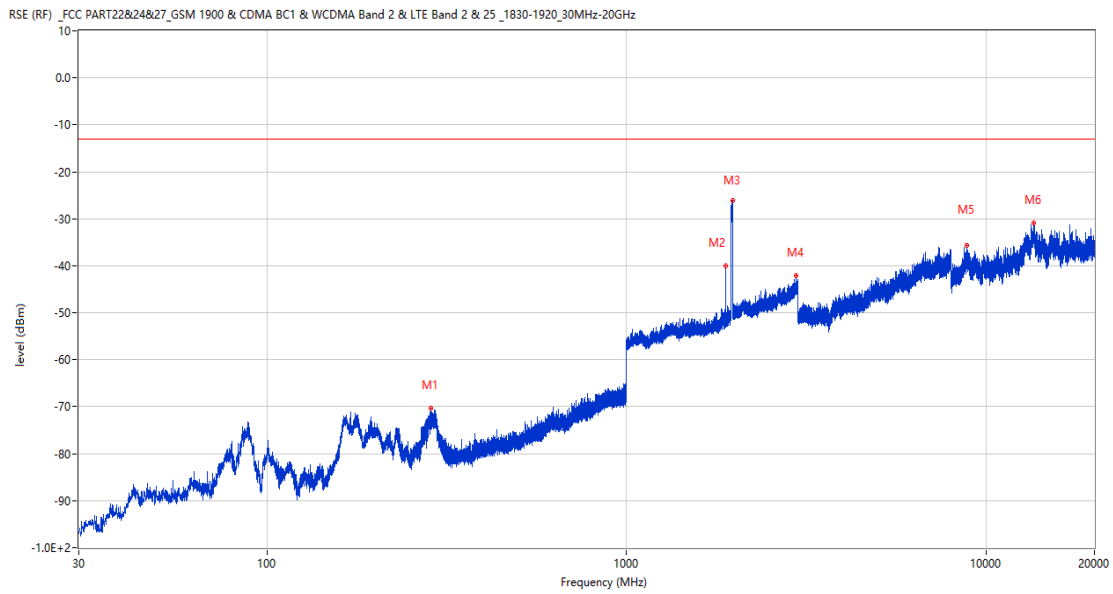
RSE-V&H LTE Band 2 BW15 CH18900



Frequency (MHz)	Result (dBm)	Factor (dB)	PK Limit (dBm)	Over Limit (dB)	Table (o)	ANT	EUT	Verdict
85.193	-68.46	-19.86	-13.0	-55.46	123.00	Vertical	Horizontal	Pass
1964.200	-37.62	3.30	-13.0	-24.62	225.00	Vertical	Horizontal	N/A
2978.600	-42.79	11.27	-13.0	-29.79	135.00	Vertical	Horizontal	Pass
7802.000	-35.09	18.13	-13.0	-22.09	252.00	Vertical	Horizontal	Pass
13398.875	-30.31	24.84	-13.0	-17.31	3.00	Vertical	Horizontal	Pass
19396.801	-32.93	21.43	-13.0	-19.93	30.00	Vertical	Horizontal	Pass

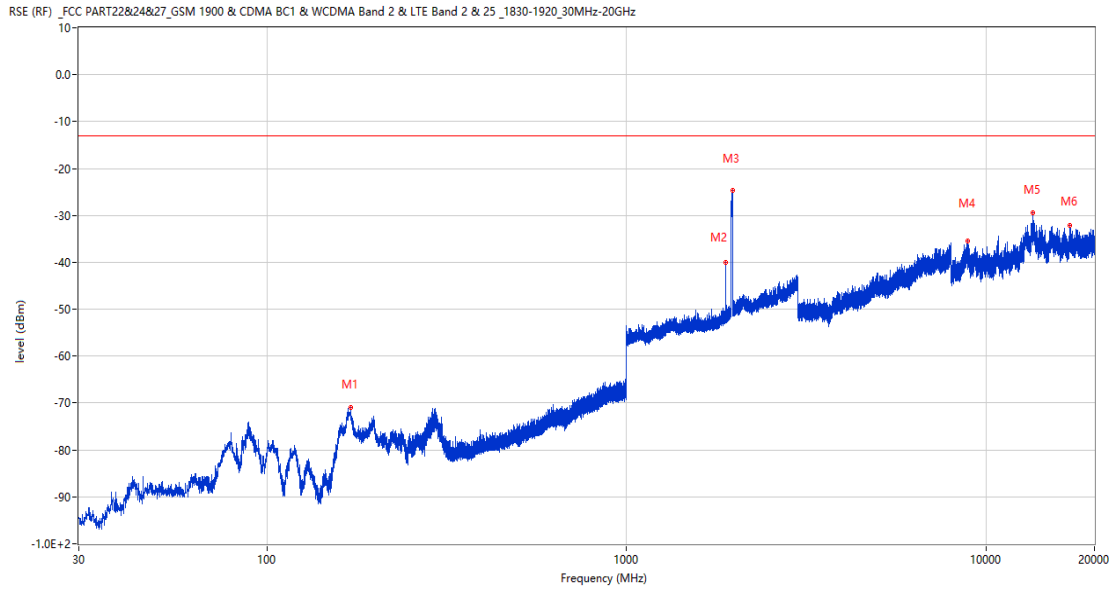
## 8.6 LTE Band 2 BW20, Middle Channel

### RSE-H&H LTE Band 2 BW20 CH18900



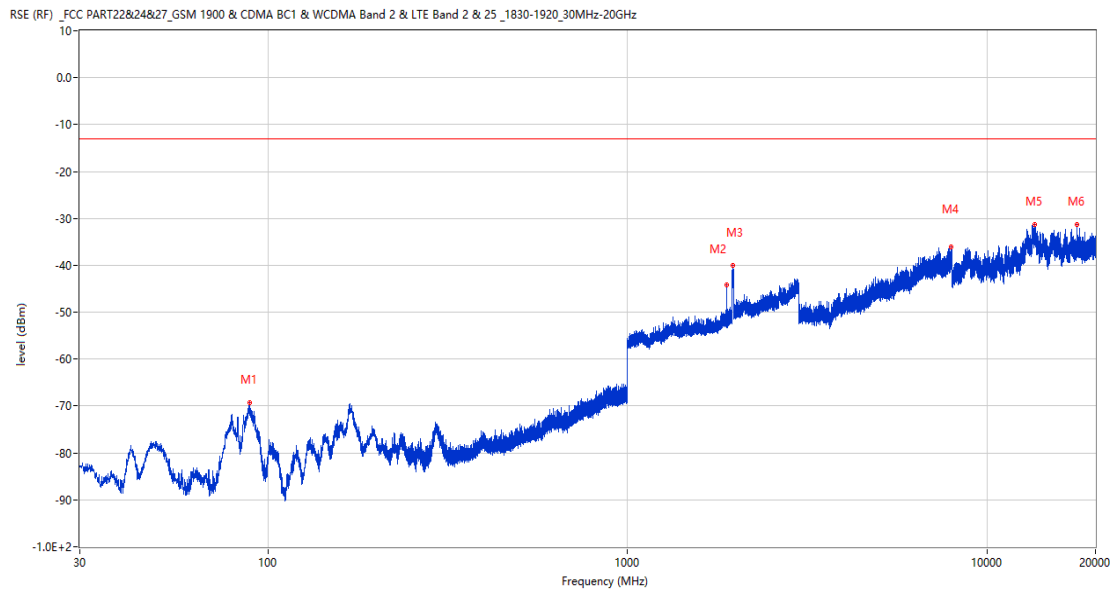
Frequency (MHz)	Result (dBm)	Factor (dB)	PK Limit (dBm)	Over Limit (dB)	Table (o)	ANT	EUT	Verdict
286.226	-70.41	-12.01	-13.0	-57.41	247.00	Horizontal	Horizontal	Pass
1889.600	-40.12	2.83	-13.0	-27.12	190.00	Horizontal	Horizontal	N/A
1968.200	-26.01	3.42	-13.0	-13.01	251.00	Horizontal	Horizontal	N/A
2969.100	-42.18	11.90	-13.0	-29.18	94.00	Horizontal	Horizontal	Pass
8816.050	-35.76	19.80	-13.0	-22.76	16.00	Horizontal	Horizontal	Pass
13576.138	-30.99	25.04	-13.0	-17.99	51.00	Horizontal	Horizontal	Pass

RSE-H&V LTE Band 2 BW20 CH18900



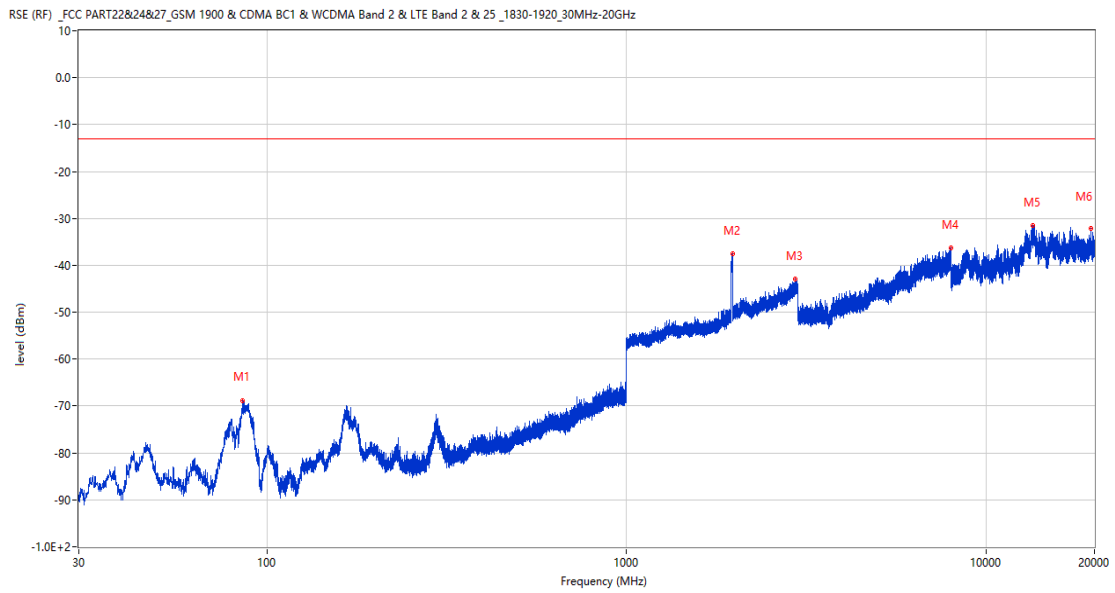
Frequency (MHz)	Result (dBm)	Factor (dB)	PK Limit (dBm)	Over Limit (dB)	Table (o)	ANT	EUT	Verdict
171.280	-70.99	-17.73	-13.0	-57.99	4.00	Horizontal	Vertical	Pass
1889.800	-39.93	2.83	-13.0	-26.93	198.00	Horizontal	Vertical	N/A
1968.900	-24.65	3.44	-13.0	-11.65	150.00	Horizontal	Vertical	N/A
8884.924	-35.49	19.93	-13.0	-22.49	340.00	Horizontal	Vertical	Pass
13507.262	-29.44	24.13	-13.0	-16.44	320.00	Horizontal	Vertical	Pass
17110.150	-32.11	23.64	-13.0	-19.11	1.00	Horizontal	Vertical	Pass

RSE-V&V LTE Band 2 BW20 CH18900



Frequency (MHz)	Result (dBm)	Factor (dB)	PK Limit (dBm)	Over Limit (dB)	Table (o)	ANT	EUT	Verdict
88.830	-69.28	-19.04	-13.0	-56.28	74.00	Vertical	Vertical	Pass
1889.800	-44.11	2.83	-13.0	-31.11	331.00	Vertical	Vertical	N/A
1958.400	-40.08	3.48	-13.0	-27.08	234.00	Vertical	Vertical	N/A
7938.500	-36.07	18.94	-13.0	-23.07	17.00	Vertical	Vertical	Pass
13542.787	-31.30	25.04	-13.0	-18.30	132.00	Vertical	Vertical	Pass
17801.437	-31.25	22.77	-13.0	-18.25	132.00	Vertical	Vertical	Pass

RSE-V&H LTE Band 2 BW20 CH18900

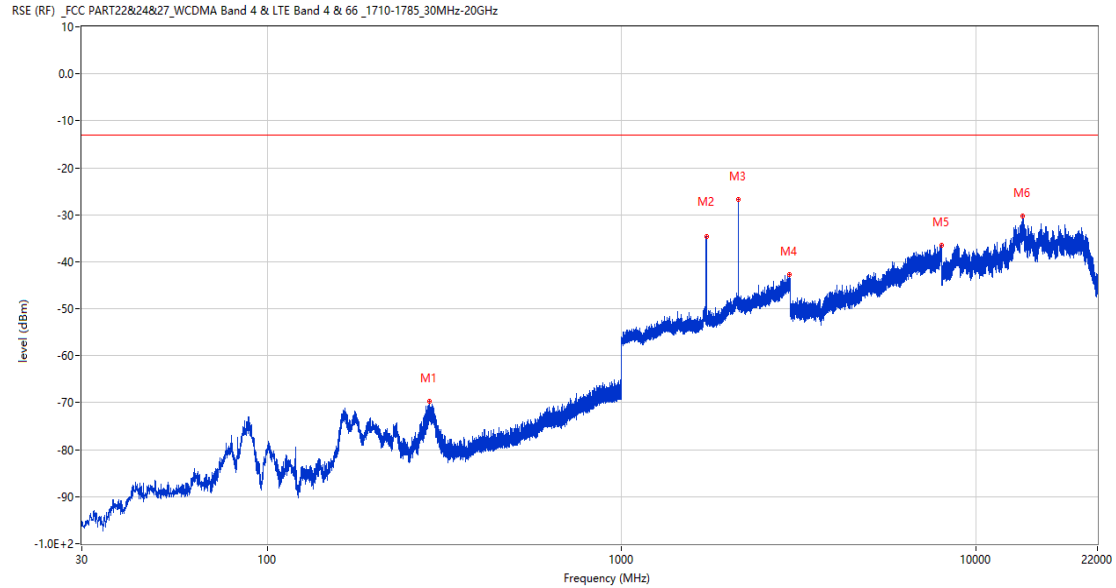


Frequency (MHz)	Result (dBm)	Factor (dB)	PK Limit (dBm)	Over Limit (dB)	Table (o)	ANT	EUT	Verdict
85.630	-68.78	-19.82	-13.0	-55.78	89.00	Vertical	Horizontal	Pass
1969.000	-37.59	3.44	-13.0	-24.59	202.00	Vertical	Horizontal	N/A
2946.000	-43.00	10.89	-13.0	-30.00	36.00	Vertical	Horizontal	Pass
7994.250	-36.37	18.70	-13.0	-23.37	222.00	Vertical	Horizontal	Pass
13496.388	-31.56	23.98	-13.0	-18.56	360.00	Vertical	Horizontal	Pass
19542.526	-32.17	21.46	-13.0	-19.17	133.00	Vertical	Horizontal	Pass

## 9 LTE Band 4

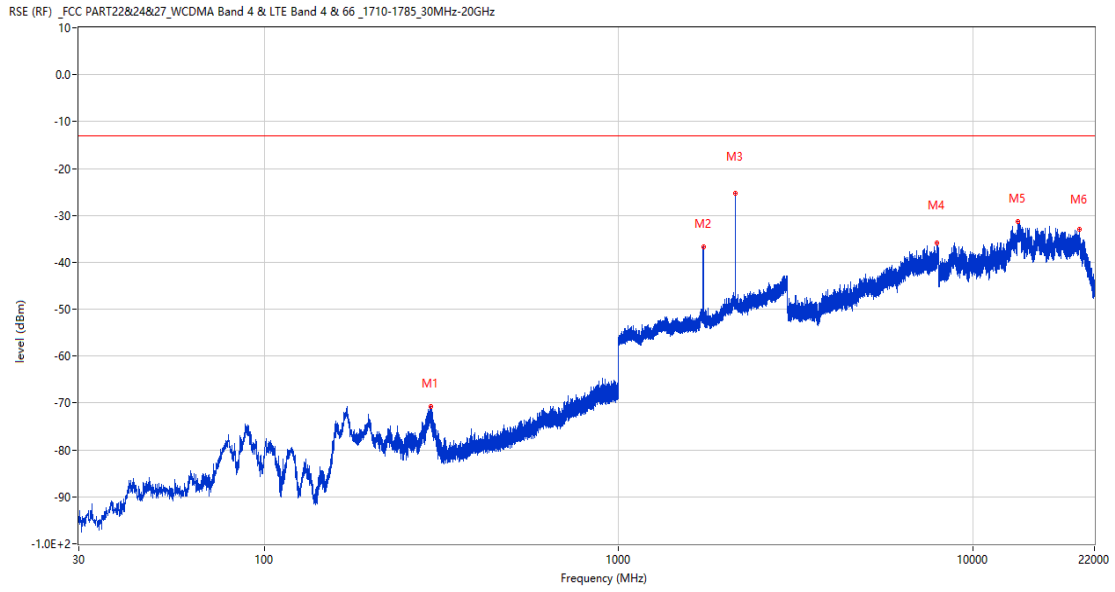
### 9.1 LTE Band 4 BW1.4, Middle Channel

RSE-H&H LTE Band 4 BW1.4 CH20175



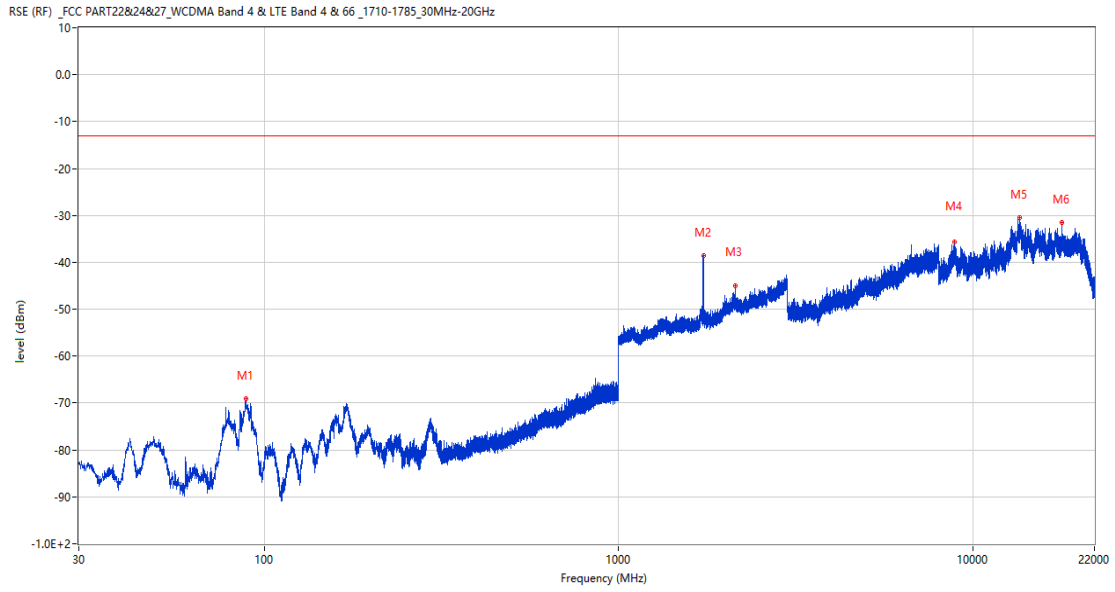
Frequency (MHz)	Result (dBm)	Factor (dB)	PK Limit (dBm)	Over Limit (dB)	Table (o)	ANT	EUT	Verdict
286.710	-69.76	-12.02	-13.0	-56.76	234.00	Horizontal	Horizontal	Pass
1732.900	-34.68	2.44	-13.0	-21.68	201.00	Horizontal	Horizontal	N/A
2133.300	-26.64	4.86	-13.0	-13.64	244.00	Horizontal	Horizontal	N/A
2973.000	-42.66	11.73	-13.0	-29.66	171.00	Horizontal	Horizontal	Pass
7976.250	-36.44	18.17	-13.0	-23.44	351.00	Horizontal	Horizontal	Pass
13570.938	-30.24	25.07	-13.0	-17.24	263.00	Horizontal	Horizontal	Pass

RSE-H&V LTE Band 4 BW1.4 CH20175



Frequency (MHz)	Result (dBm)	Factor (dB)	PK Limit (dBm)	Over Limit (dB)	Table (o)	ANT	EUT	Verdict
295.295	-70.67	-11.62	-13.0	-57.67	51.00	Horizontal	Vertical	Pass
1733.000	-36.76	2.44	-13.0	-23.76	342.00	Horizontal	Vertical	N/A
2133.200	-25.30	4.87	-13.0	-12.30	155.00	Horizontal	Vertical	N/A
7915.250	-35.88	18.21	-13.0	-22.88	360.00	Horizontal	Vertical	Pass
13349.862	-31.37	24.53	-13.0	-18.37	3.00	Horizontal	Vertical	Pass
20000.612	-33.04	21.58	-13.0	-20.04	232.00	Horizontal	Vertical	Pass

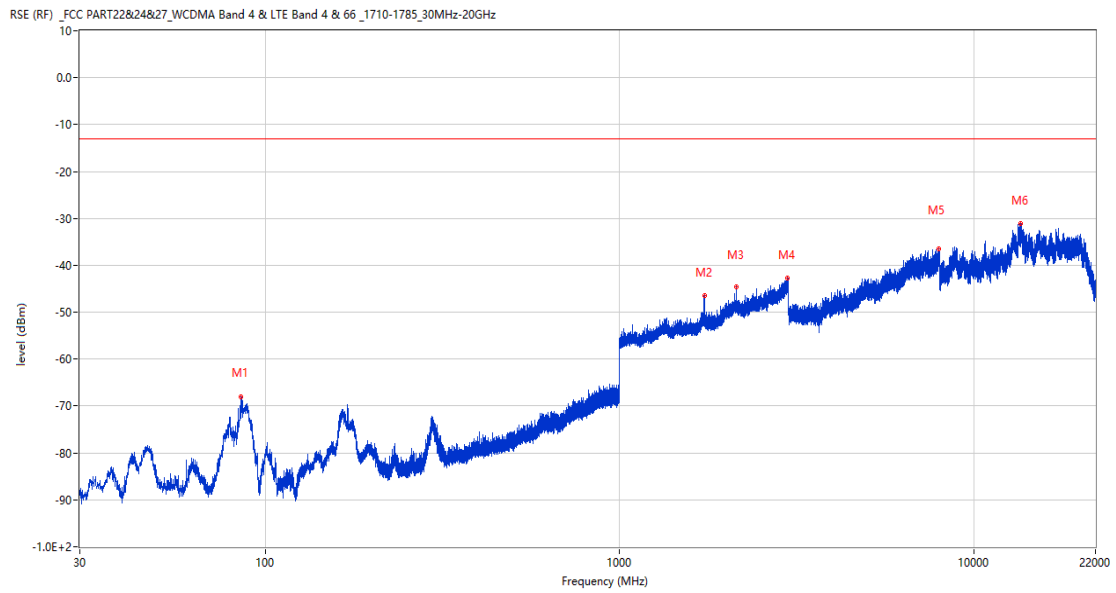
RSE-V&V LTE Band 4 BW1.4 CH20175



Frequency (MHz)	Result (dBm)	Factor (dB)	PK Limit (dBm)	Over Limit (dB)	Table (o)	ANT	EUT	Verdict
88.830	-69.01	-19.04	-13.0	-56.01	92.00	Vertical	Vertical	Pass
1732.900	-38.51	2.44	-13.0	-25.51	314.00	Vertical	Vertical	N/A
2133.000	-44.95	4.87	-13.0	-31.95	76.00	Vertical	Vertical	N/A
8841.700	-35.76	20.22	-13.0	-22.76	1.00	Vertical	Vertical	Pass
13537.175	-30.47	24.89	-13.0	-17.47	222.00	Vertical	Vertical	Pass
17800.036	-31.51	22.82	-13.0	-18.51	0.00	Vertical	Vertical	Pass



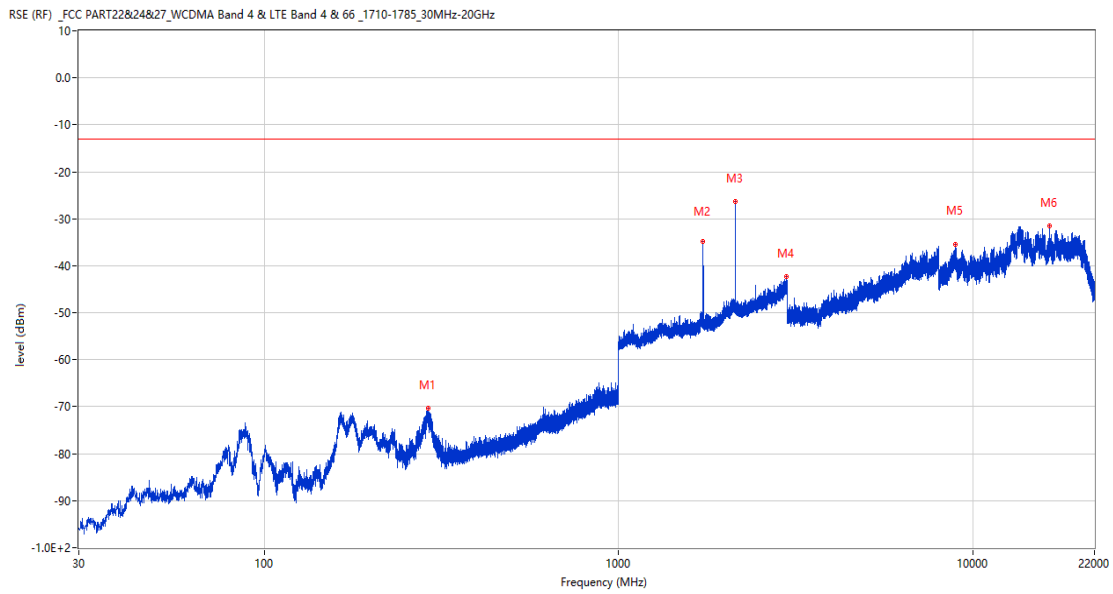
RSE-V&H LTE Band 4 BW1.4 CH20175



Frequency (MHz)	Result (dBm)	Factor (dB)	PK Limit (dBm)	Over Limit (dB)	Table (o)	ANT	EUT	Verdict
85.630	-67.94	-19.82	-13.0	-54.94	79.00	Vertical	Horizontal	Pass
1733.000	-46.51	2.44	-13.0	-33.51	57.00	Vertical	Horizontal	N/A
2133.500	-44.66	4.86	-13.0	-31.66	129.00	Vertical	Horizontal	N/A
2968.100	-42.74	11.66	-13.0	-29.74	117.00	Vertical	Horizontal	Pass
7956.500	-36.47	18.44	-13.0	-23.47	299.00	Vertical	Horizontal	Pass
13543.650	-31.13	25.06	-13.0	-18.13	162.00	Vertical	Horizontal	Pass

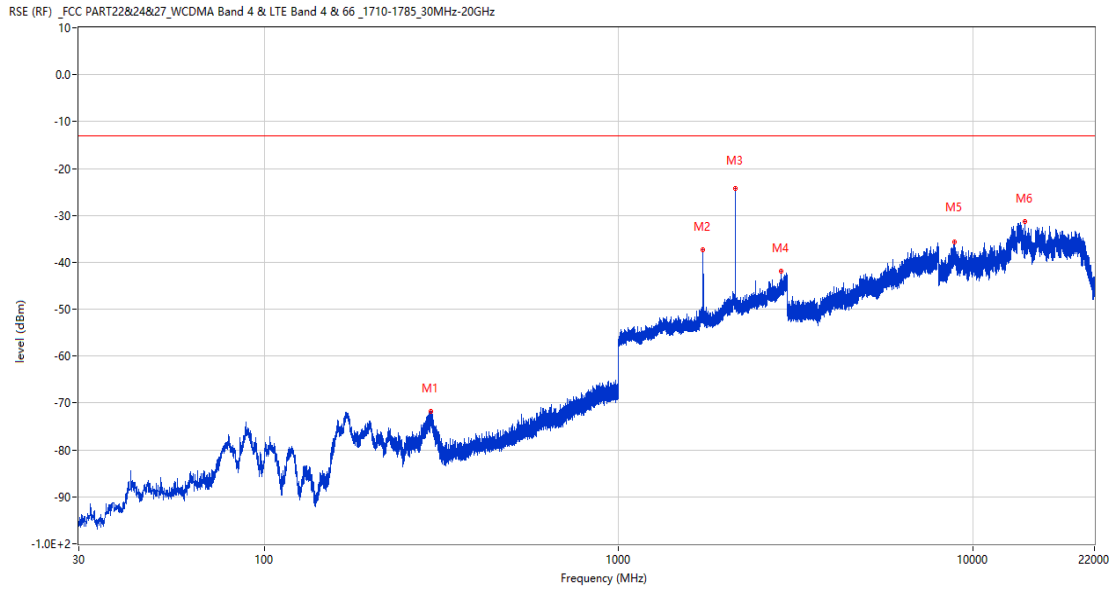
## 9.2 LTE Band 4 BW3, Middle Channel

RSE-H&H LTE Band 4 BW3 CH20175



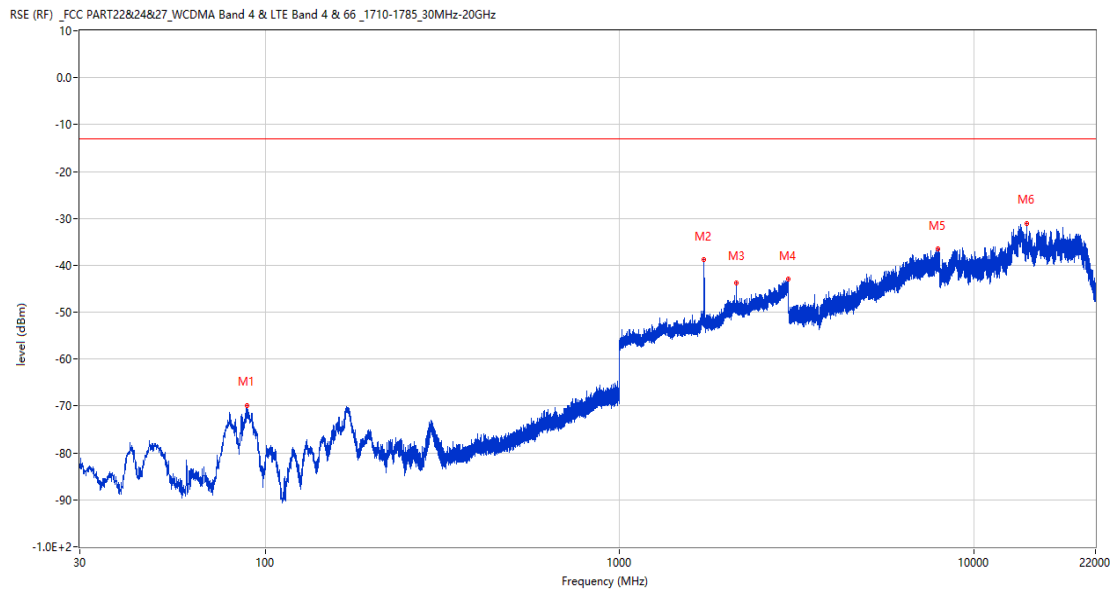
Frequency (MHz)	Result (dBm)	Factor (dB)	PK Limit (dBm)	Over Limit (dB)	Table (o)	ANT	EUT	Verdict
290.978	-70.35	-11.79	-13.0	-57.35	231.00	Horizontal	Horizontal	Pass
1732.200	-34.84	2.45	-13.0	-21.84	178.00	Horizontal	Horizontal	N/A
2133.900	-26.33	4.91	-13.0	-13.33	159.00	Horizontal	Horizontal	N/A
2981.000	-42.27	11.23	-13.0	-29.27	117.00	Horizontal	Horizontal	Pass
8902.263	-35.46	19.74	-13.0	-22.46	38.00	Horizontal	Horizontal	Pass
16451.849	-31.42	23.23	-13.0	-18.42	164.00	Horizontal	Horizontal	Pass

RSE-H&V LTE Band 4 BW3 CH20175



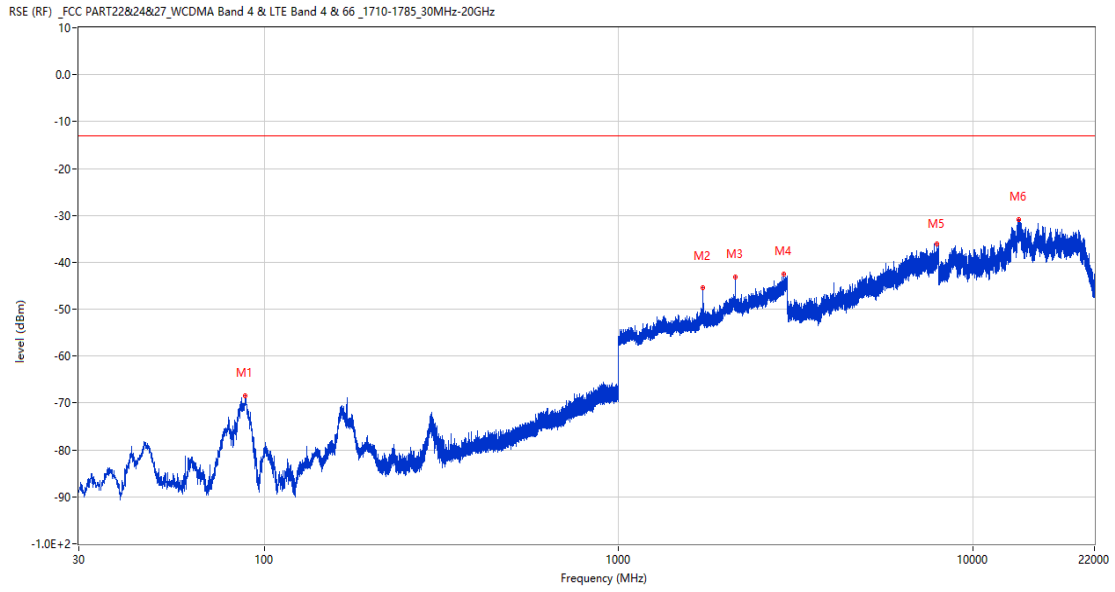
Frequency (MHz)	Result (dBm)	Factor (dB)	PK Limit (dBm)	Over Limit (dB)	Table (o)	ANT	EUT	Verdict
294.907	-71.78	-11.64	-13.0	-58.78	65.00	Horizontal	Vertical	Pass
1732.100	-37.32	2.45	-13.0	-24.32	201.00	Horizontal	Vertical	N/A
2133.100	-24.34	4.87	-13.0	-11.34	236.00	Horizontal	Vertical	N/A
2880.700	-41.97	10.05	-13.0	-28.97	118.00	Horizontal	Vertical	Pass
8857.850	-35.76	20.26	-13.0	-22.76	360.00	Horizontal	Vertical	Pass
14039.451	-31.28	23.82	-13.0	-18.28	288.00	Horizontal	Vertical	Pass

RSE-V&V LTE Band 4 BW3 CH20175



Frequency (MHz)	Result (dBm)	Factor (dB)	PK Limit (dBm)	Over Limit (dB)	Table (o)	ANT	EUT	Verdict
88.733	-69.80	-19.07	-13.0	-56.80	100.00	Vertical	Vertical	Pass
1732.100	-38.77	2.45	-13.0	-25.77	119.00	Vertical	Vertical	N/A
2133.200	-43.78	4.87	-13.0	-30.78	23.00	Vertical	Vertical	N/A
2991.600	-42.87	10.88	-13.0	-29.87	41.00	Vertical	Vertical	Pass
7890.000	-36.55	17.79	-13.0	-23.55	3.00	Vertical	Vertical	Pass
14051.937	-31.07	24.44	-13.0	-18.07	119.00	Vertical	Vertical	Pass

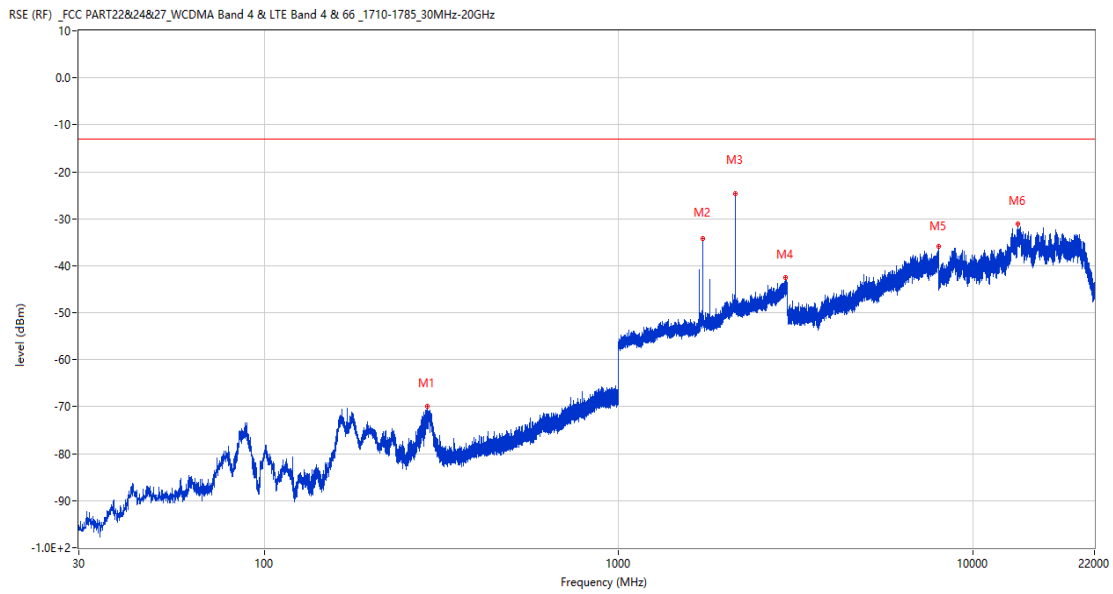
RSE-V&H LTE Band 4 BW3 CH20175



Frequency (MHz)	Result (dBm)	Factor (dB)	PK Limit (dBm)	Over Limit (dB)	Table (o)	ANT	EUT	Verdict
88.345	-68.50	-19.13	-13.0	-55.50	89.00	Vertical	Horizontal	Pass
1732.200	-45.46	2.45	-13.0	-32.46	64.00	Vertical	Horizontal	N/A
2133.600	-43.21	4.86	-13.0	-30.21	106.00	Vertical	Horizontal	N/A
2921.100	-42.55	10.78	-13.0	-29.55	21.00	Vertical	Horizontal	Pass
7891.000	-36.02	17.73	-13.0	-23.02	338.00	Vertical	Horizontal	Pass
13441.438	-30.87	24.57	-13.0	-17.87	84.00	Vertical	Horizontal	Pass

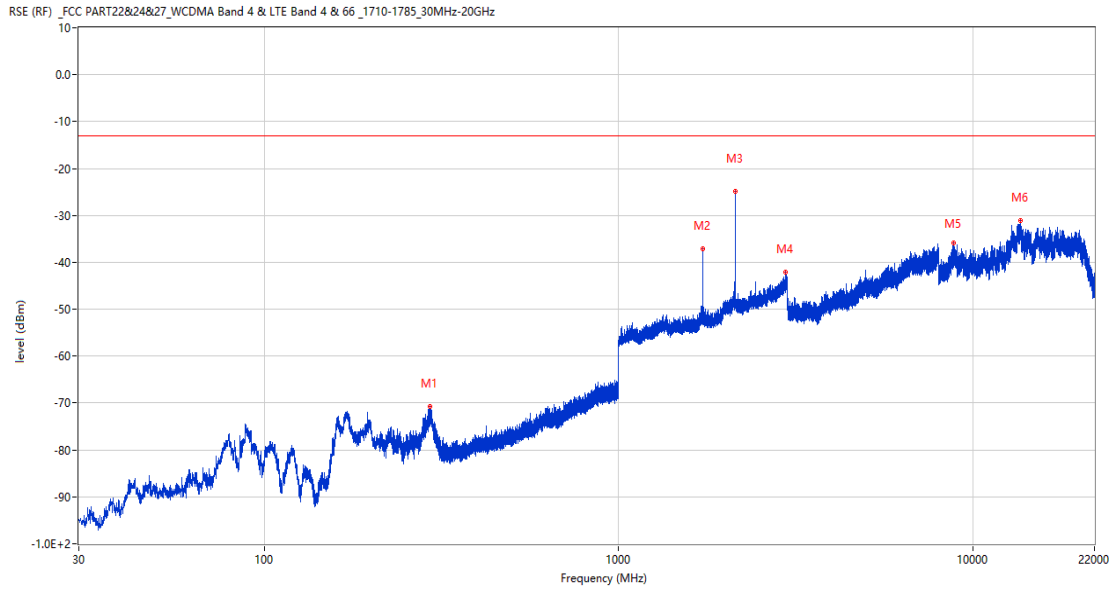
### 9.3 LTE Band 4 BW5, Middle Channel

RSE-H&H LTE Band 4 BW5 CH20175



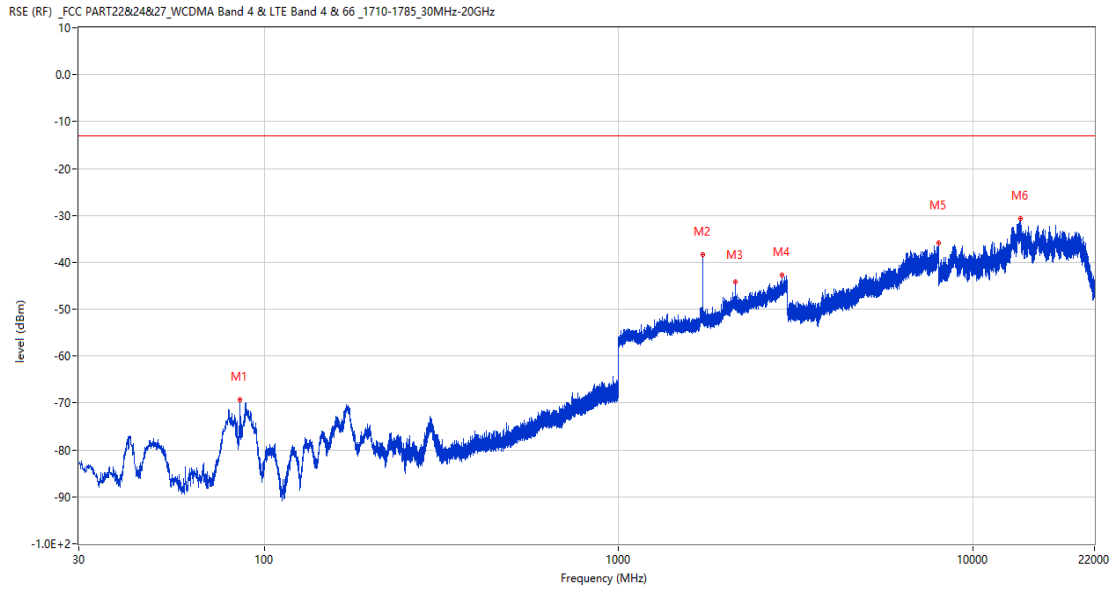
Frequency (MHz)	Result (dBm)	Factor (dB)	PK Limit (dBm)	Over Limit (dB)	Table (o)	ANT	EUT	Verdict
287.826	-69.84	-11.89	-13.0	-56.84	243.00	Horizontal	Horizontal	Pass
1731.300	-34.16	2.46	-13.0	-21.16	202.00	Horizontal	Horizontal	N/A
2132.700	-24.56	4.89	-13.0	-11.56	238.00	Horizontal	Horizontal	N/A
2953.200	-42.51	10.71	-13.0	-29.51	226.00	Horizontal	Horizontal	Pass
7978.500	-35.92	18.15	-13.0	-22.92	360.00	Horizontal	Horizontal	Pass
13366.513	-31.16	24.64	-13.0	-18.16	132.00	Horizontal	Horizontal	Pass

RSE-H&V LTE Band 4 BW5 CH20175



Frequency (MHz)	Result (dBm)	Factor (dB)	PK Limit (dBm)	Over Limit (dB)	Table (o)	ANT	EUT	Verdict
293.500	-70.69	-11.69	-13.0	-57.69	48.00	Horizontal	Vertical	Pass
1731.000	-37.21	2.46	-13.0	-24.21	179.00	Horizontal	Vertical	N/A
2134.800	-24.95	5.05	-13.0	-11.95	246.00	Horizontal	Vertical	N/A
2963.700	-42.14	11.21	-13.0	-29.14	203.00	Horizontal	Vertical	Pass
8836.950	-35.78	20.15	-13.0	-22.78	360.00	Horizontal	Vertical	Pass
13637.075	-31.13	24.84	-13.0	-18.13	163.00	Horizontal	Vertical	Pass

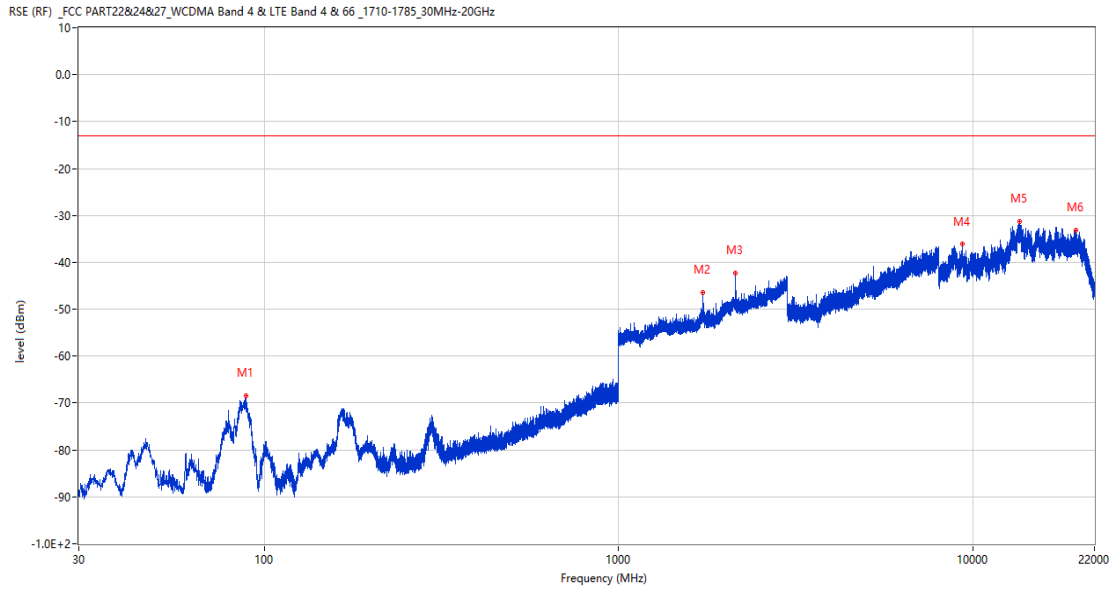
RSE-V&V LTE Band 4 BW5 CH20175



Frequency (MHz)	Result (dBm)	Factor (dB)	PK Limit (dBm)	Over Limit (dB)	Table (o)	ANT	EUT	Verdict
85.581	-69.32	-19.82	-13.0	-56.32	59.00	Vertical	Vertical	Pass
1731.100	-38.43	2.46	-13.0	-25.43	104.00	Vertical	Vertical	N/A
2132.500	-44.24	4.89	-13.0	-31.24	283.00	Vertical	Vertical	N/A
2886.700	-42.76	11.03	-13.0	-29.76	104.00	Vertical	Vertical	Pass
7996.250	-35.93	18.78	-13.0	-22.93	209.00	Vertical	Vertical	Pass
13593.600	-30.77	24.91	-13.0	-17.77	311.00	Vertical	Vertical	Pass



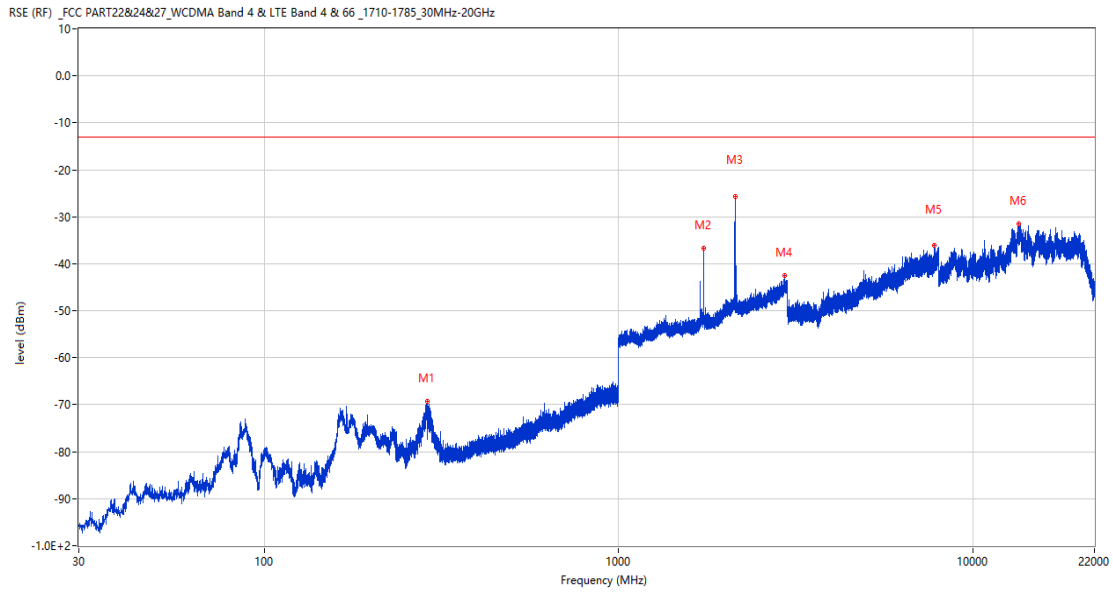
RSE-V&H LTE Band 4 BW5 CH20175



Frequency (MHz)	Result (dBm)	Factor (dB)	PK Limit (dBm)	Over Limit (dB)	Table (o)	ANT	EUT	Verdict
88.733	-68.47	-19.07	-13.0	-55.47	65.00	Vertical	Horizontal	Pass
1731.400	-46.54	2.46	-13.0	-33.54	63.00	Vertical	Horizontal	N/A
2134.600	-42.34	5.03	-13.0	-29.34	129.00	Vertical	Horizontal	N/A
9337.600	-35.98	19.29	-13.0	-22.98	105.00	Vertical	Horizontal	Pass
13553.825	-31.35	25.19	-13.0	-18.35	1.00	Vertical	Horizontal	Pass
19554.300	-33.26	21.47	-13.0	-20.26	360.00	Vertical	Horizontal	Pass

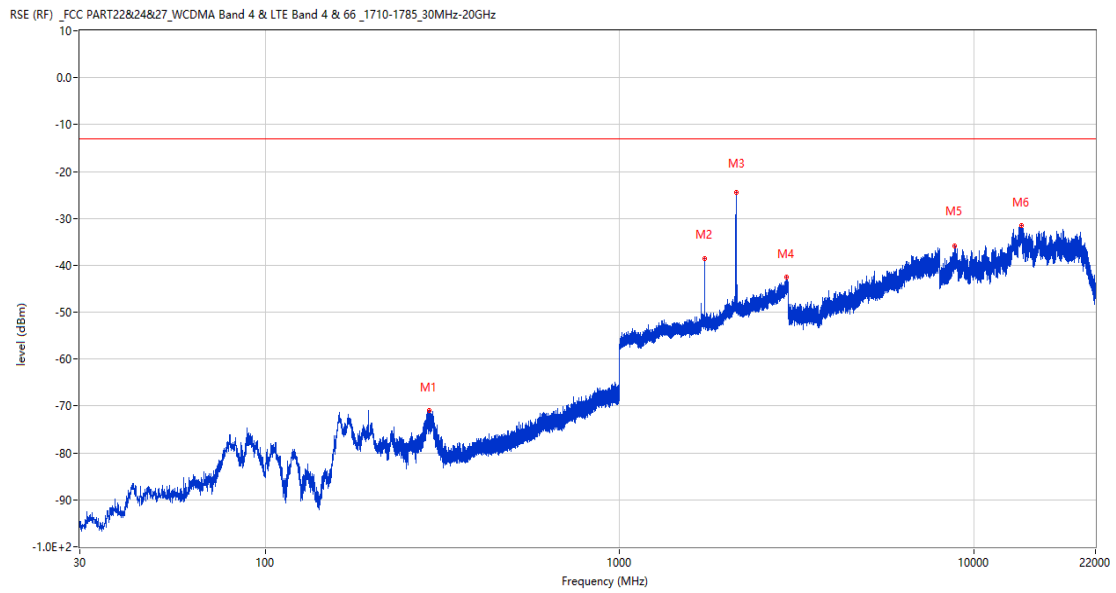
### 9.4 LTE Band 4 BW10, Middle Channel

#### RSE-H&H LTE Band 4 BW10 CH20175



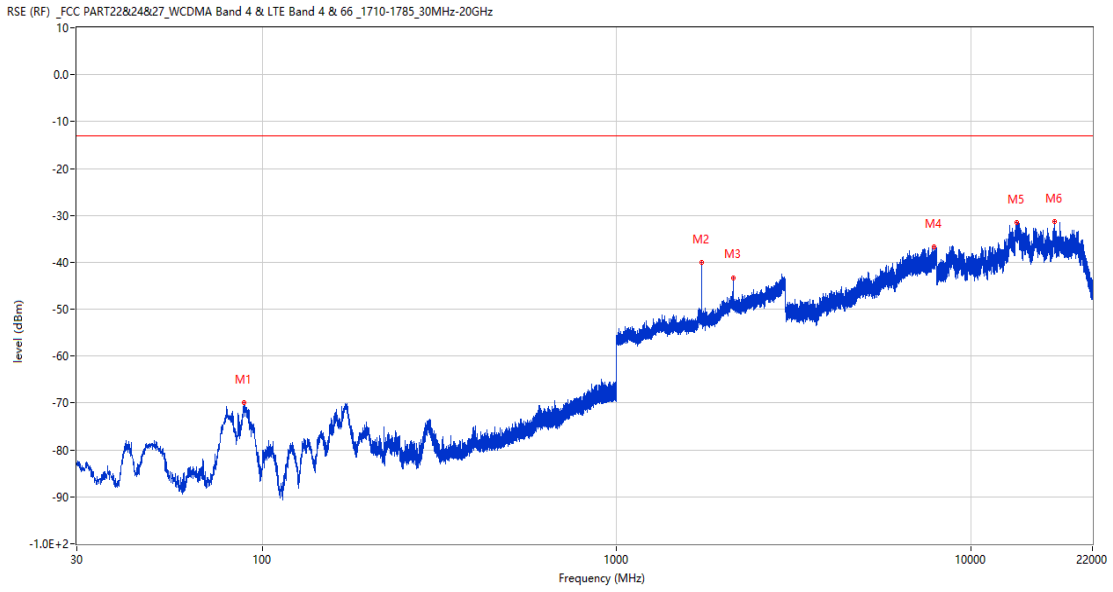
Frequency (MHz)	Result (dBm)	Factor (dB)	PK Limit (dBm)	Over Limit (dB)	Table (o)	ANT	EUT	Verdict
288.166	-69.32	-11.85	-13.0	-56.32	214.00	Horizontal	Horizontal	Pass
1737.700	-36.76	2.39	-13.0	-23.76	173.00	Horizontal	Horizontal	N/A
2134.700	-25.80	5.04	-13.0	-12.80	161.00	Horizontal	Horizontal	N/A
2934.800	-42.50	10.52	-13.0	-29.50	318.00	Horizontal	Horizontal	Pass
7769.750	-36.11	17.85	-13.0	-23.11	217.00	Horizontal	Horizontal	Pass
13436.349	-31.48	24.60	-13.0	-18.48	360.00	Horizontal	Horizontal	Pass

RSE-H&V LTE Band 4 BW10 CH20175



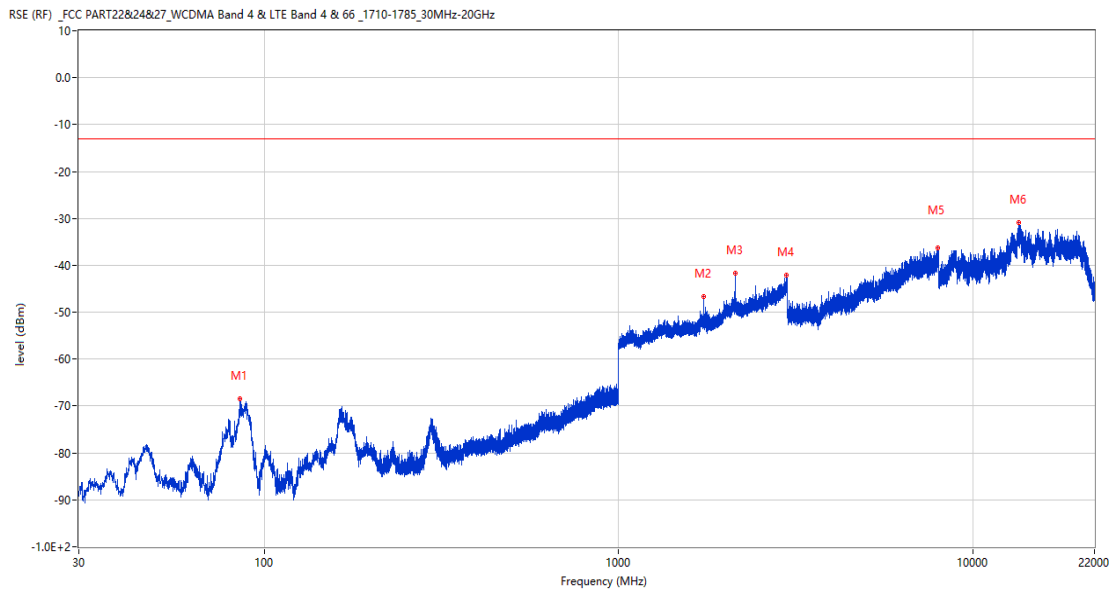
Frequency (MHz)	Result (dBm)	Factor (dB)	PK Limit (dBm)	Over Limit (dB)	Table (o)	ANT	EUT	Verdict
291.027	-71.03	-11.79	-13.0	-58.03	34.00	Horizontal	Vertical	Pass
1737.700	-38.54	2.39	-13.0	-25.54	195.00	Horizontal	Vertical	N/A
2130.600	-24.54	4.78	-13.0	-11.54	153.00	Horizontal	Vertical	N/A
2965.500	-42.45	11.36	-13.0	-29.45	104.00	Horizontal	Vertical	Pass
8824.362	-35.84	19.94	-13.0	-22.84	80.00	Horizontal	Vertical	Pass
13574.638	-31.44	25.05	-13.0	-18.44	1.00	Horizontal	Vertical	Pass

RSE-V&V LTE Band 4 BW10 CH20175



Frequency (MHz)	Result (dBm)	Factor (dB)	PK Limit (dBm)	Over Limit (dB)	Table (o)	ANT	EUT	Verdict
88.927	-69.99	-19.02	-13.0	-56.99	51.00	Vertical	Vertical	Pass
1737.800	-39.96	2.39	-13.0	-26.96	70.00	Vertical	Vertical	N/A
2136.800	-43.24	5.08	-13.0	-30.24	285.00	Vertical	Vertical	N/A
7852.750	-36.63	17.90	-13.0	-23.63	105.00	Vertical	Vertical	Pass
13453.924	-31.53	24.47	-13.0	-18.53	5.00	Vertical	Vertical	Pass
17180.287	-31.32	23.15	-13.0	-18.32	5.00	Vertical	Vertical	Pass

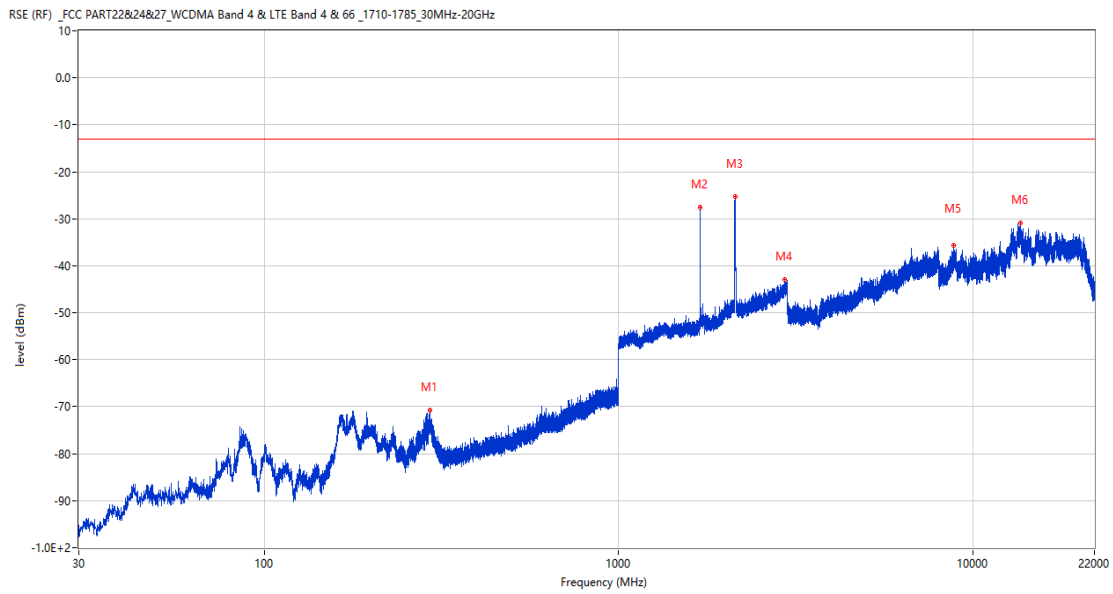
RSE-V&H LTE Band 4 BW10 CH20175



Frequency (MHz)	Result (dBm)	Factor (dB)	PK Limit (dBm)	Over Limit (dB)	Table (o)	ANT	EUT	Verdict
85.581	-68.50	-19.82	-13.0	-55.50	94.00	Vertical	Horizontal	Pass
1737.300	-46.73	2.40	-13.0	-33.73	52.00	Vertical	Horizontal	N/A
2130.600	-41.78	4.78	-13.0	-28.78	119.00	Vertical	Horizontal	N/A
2974.900	-42.09	11.74	-13.0	-29.09	178.00	Vertical	Horizontal	Pass
7934.500	-36.19	18.85	-13.0	-23.19	207.00	Vertical	Horizontal	Pass
13443.287	-30.96	24.56	-13.0	-17.96	40.00	Vertical	Horizontal	Pass

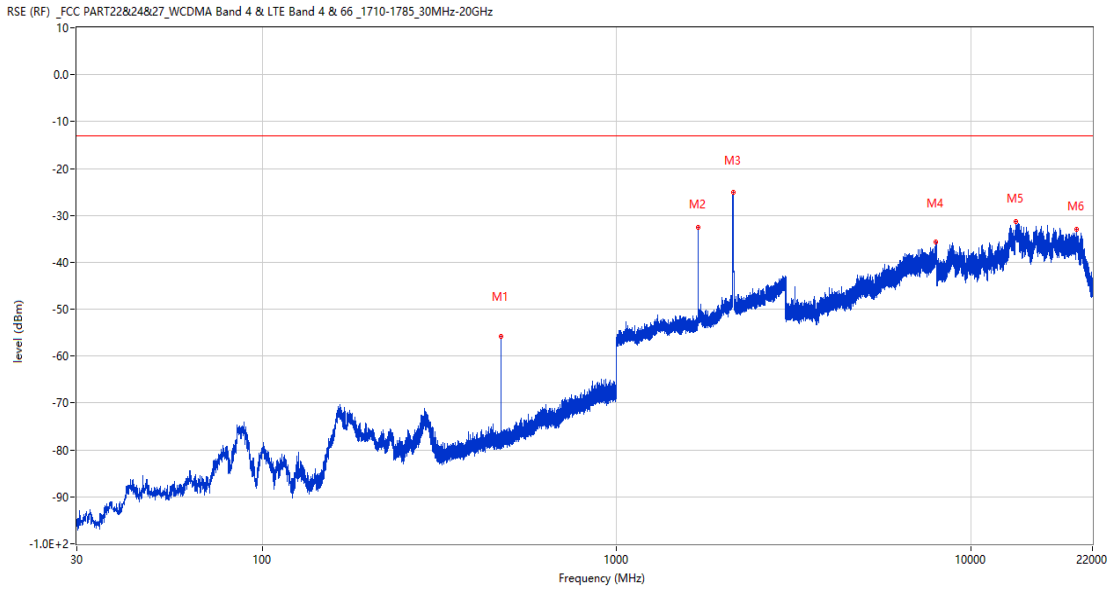
## 9.5 LTE Band 4 BW15, Middle Channel

RSE-H&H LTE Band 4 BW15 CH20175



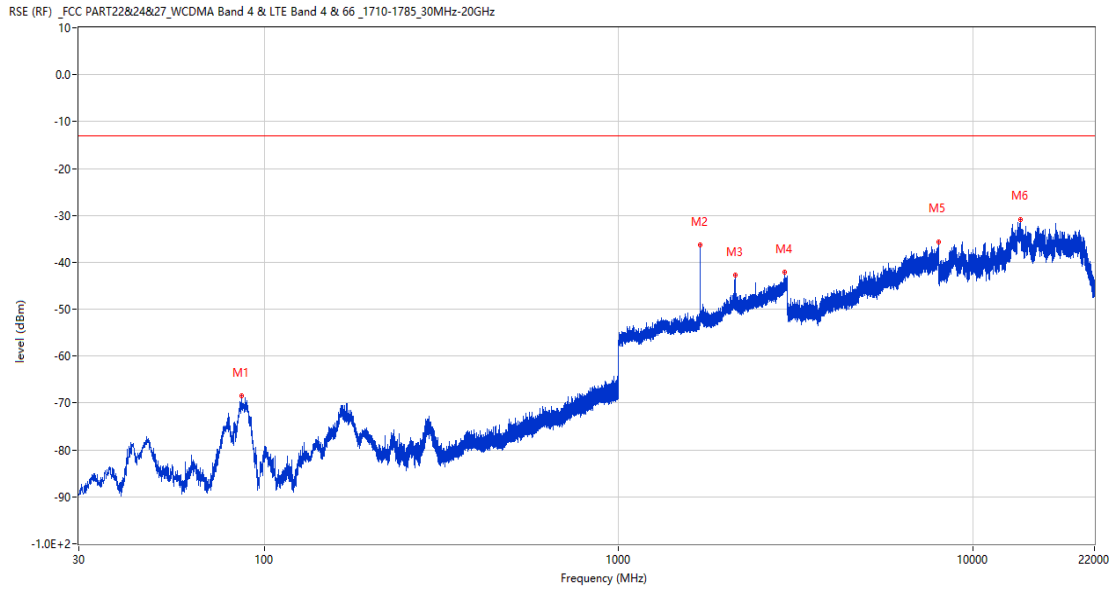
Frequency (MHz)	Result (dBm)	Factor (dB)	PK Limit (dBm)	Over Limit (dB)	Table (o)	ANT	EUT	Verdict
293.403	-70.77	-11.68	-13.0	-57.77	45.00	Horizontal	Horizontal	Pass
1700.200	-27.66	2.78	-13.0	-14.66	360.00	Horizontal	Horizontal	N/A
2133.700	-25.28	4.88	-13.0	-12.28	242.00	Horizontal	Horizontal	N/A
2941.600	-42.85	11.16	-13.0	-29.85	40.00	Horizontal	Horizontal	Pass
8814.862	-35.73	19.78	-13.0	-22.73	233.00	Horizontal	Horizontal	Pass
13572.787	-30.96	25.06	-13.0	-17.96	63.00	Horizontal	Horizontal	Pass

RSE-H&V LTE Band 4 BW15 CH20175



Frequency (MHz)	Result (dBm)	Factor (dB)	PK Limit (dBm)	Over Limit (dB)	Table (o)	ANT	EUT	Verdict
471.786	-55.87	-8.02	-13.0	-42.87	178.00	Horizontal	Vertical	Pass
1700.200	-32.61	2.78	-13.0	-19.61	359.00	Horizontal	Vertical	N/A
2138.900	-25.12	5.04	-13.0	-12.12	166.00	Horizontal	Vertical	N/A
7966.250	-35.62	18.07	-13.0	-22.62	102.00	Horizontal	Vertical	Pass
13356.800	-31.30	24.58	-13.0	-18.30	96.00	Horizontal	Vertical	Pass
19819.776	-33.02	21.53	-13.0	-20.02	322.00	Horizontal	Vertical	Pass

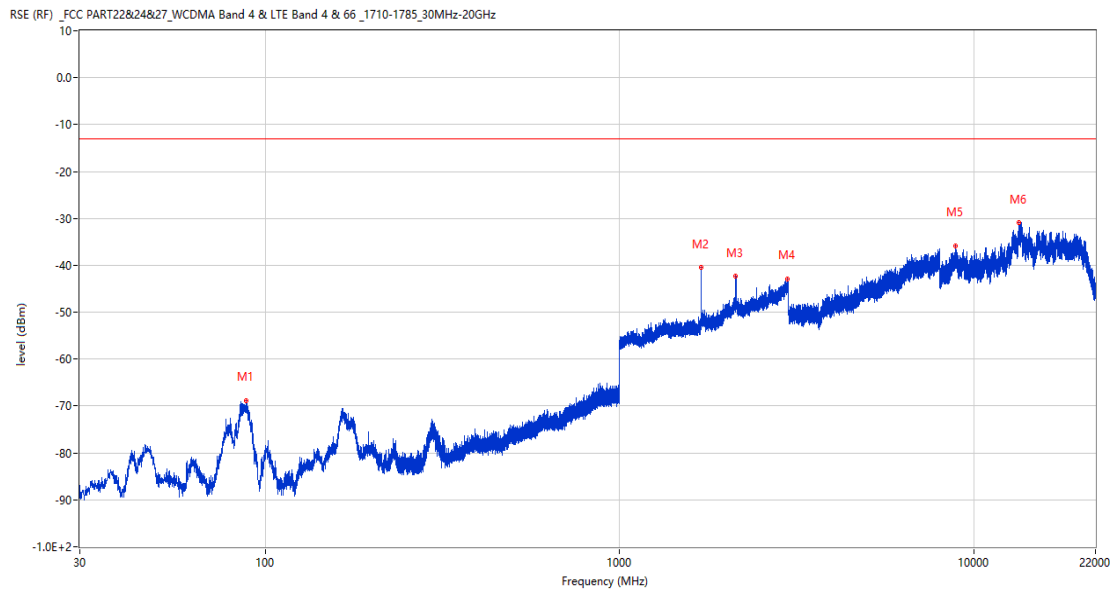
RSE-V&V LTE Band 4 BW15 CH20175



Frequency (MHz)	Result (dBm)	Factor (dB)	PK Limit (dBm)	Over Limit (dB)	Table (o)	ANT	EUT	Verdict
86.454	-68.41	-19.64	-13.0	-55.41	92.00	Vertical	Vertical	Pass
1699.900	-36.38	2.71	-13.0	-23.38	302.00	Vertical	Vertical	N/A
2132.200	-42.69	4.90	-13.0	-29.69	127.00	Vertical	Vertical	N/A
2944.500	-42.08	11.18	-13.0	-29.08	278.00	Vertical	Vertical	Pass
7998.250	-35.73	18.89	-13.0	-22.73	160.00	Vertical	Vertical	Pass
13582.500	-30.93	24.99	-13.0	-17.93	199.00	Vertical	Vertical	Pass



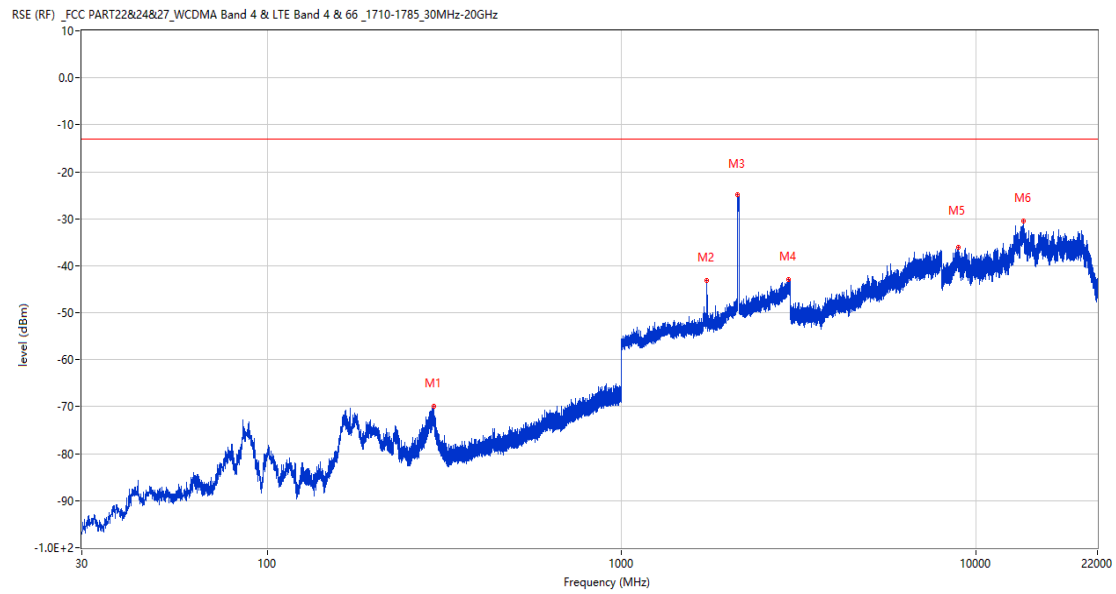
RSE-V&H LTE Band 4 BW15 CH20175



Frequency (MHz)	Result (dBm)	Factor (dB)	PK Limit (dBm)	Over Limit (dB)	Table (o)	ANT	EUT	Verdict
88.539	-68.77	-19.12	-13.0	-55.77	65.00	Vertical	Horizontal	Pass
1700.100	-40.42	2.78	-13.0	-27.42	58.00	Vertical	Horizontal	N/A
2127.800	-42.30	4.80	-13.0	-29.30	129.00	Vertical	Horizontal	N/A
2972.400	-42.83	11.78	-13.0	-29.83	82.00	Vertical	Horizontal	Pass
8850.962	-35.89	20.35	-13.0	-22.89	360.00	Vertical	Horizontal	Pass
13354.025	-30.80	24.56	-13.0	-17.80	186.00	Vertical	Horizontal	Pass

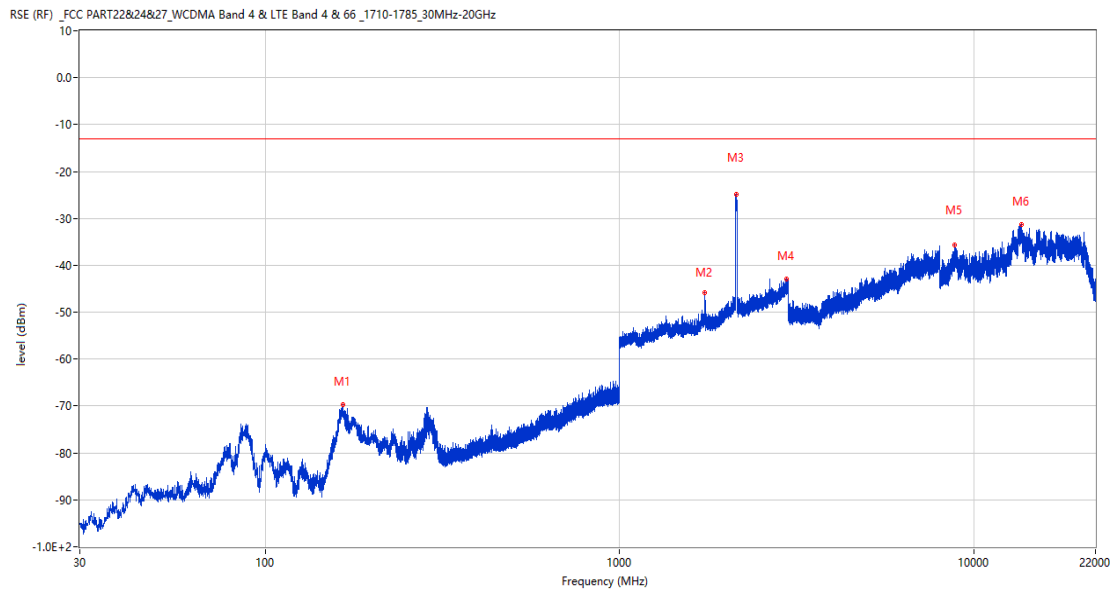
## 9.6 LTE Band 4 BW20, Middle Channel

RSE-H&H LTE Band 4 BW20 CH20175



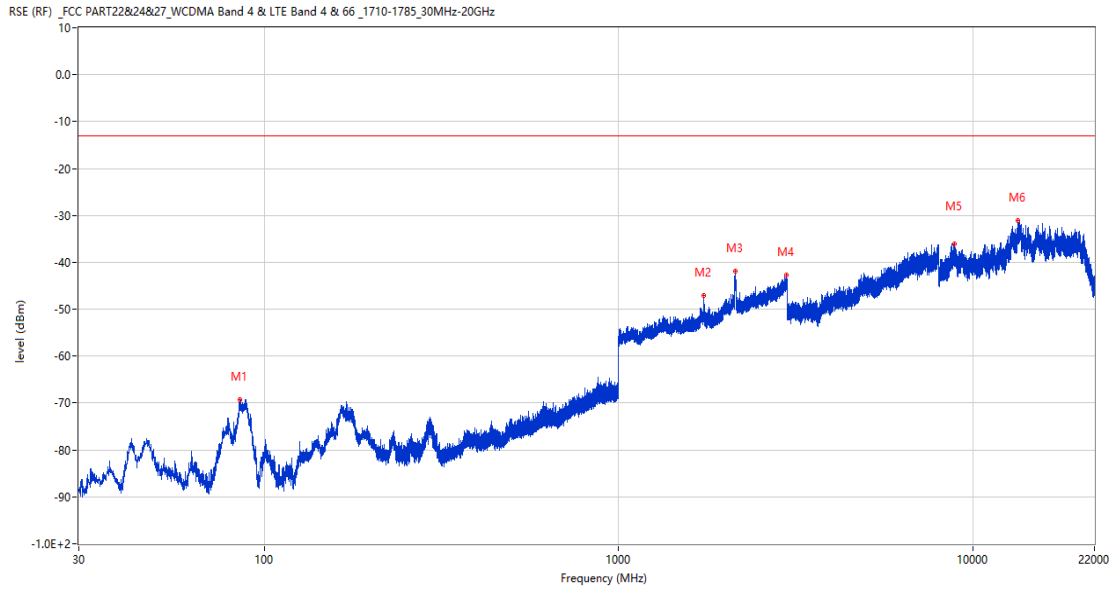
Frequency (MHz)	Result (dBm)	Factor (dB)	PK Limit (dBm)	Over Limit (dB)	Table (o)	ANT	EUT	Verdict
295.004	-69.89	-11.62	-13.0	-56.89	213.00	Horizontal	Horizontal	Pass
1742.100	-43.17	2.35	-13.0	-30.17	166.00	Horizontal	Horizontal	N/A
2128.100	-24.93	4.79	-13.0	-11.93	244.00	Horizontal	Horizontal	N/A
2959.500	-42.93	10.87	-13.0	-29.93	274.00	Horizontal	Horizontal	Pass
8915.325	-36.04	19.65	-13.0	-23.04	16.00	Horizontal	Horizontal	Pass
13576.950	-30.49	25.03	-13.0	-17.49	185.00	Horizontal	Horizontal	Pass

RSE-H&V LTE Band 4 BW20 CH20175



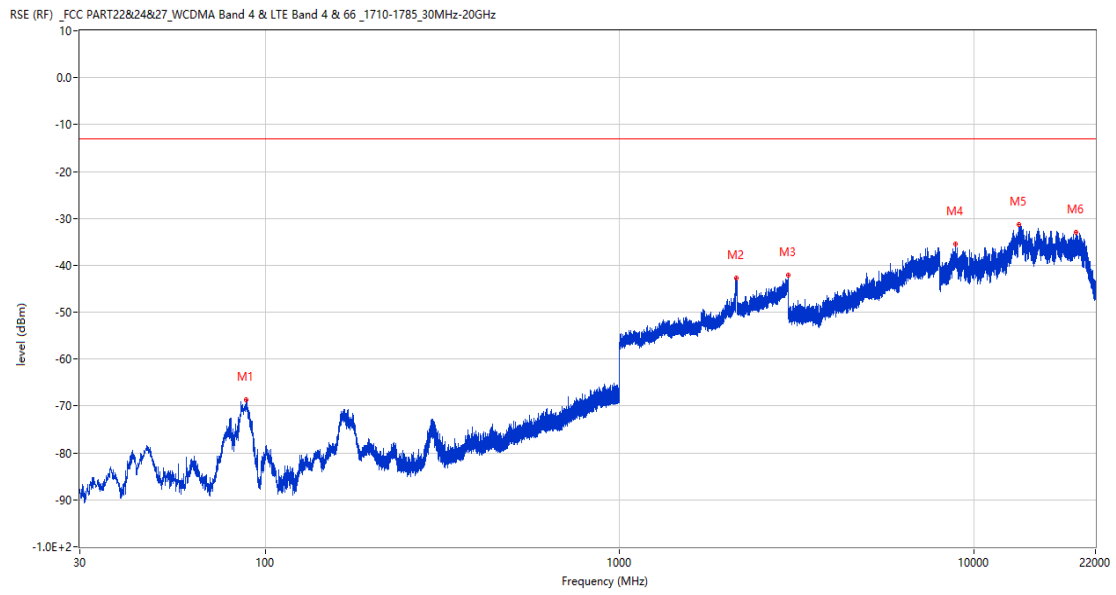
Frequency (MHz)	Result (dBm)	Factor (dB)	PK Limit (dBm)	Over Limit (dB)	Table (o)	ANT	EUT	Verdict
165.363	-69.73	-18.06	-13.0	-56.73	333.00	Horizontal	Vertical	Pass
1742.200	-45.86	2.35	-13.0	-32.86	159.00	Horizontal	Vertical	N/A
2140.500	-24.85	4.96	-13.0	-11.85	159.00	Horizontal	Vertical	N/A
2950.600	-42.99	10.73	-13.0	-29.99	99.00	Horizontal	Vertical	Pass
8794.438	-35.68	19.46	-13.0	-22.68	57.00	Horizontal	Vertical	Pass
13592.212	-31.23	24.92	-13.0	-18.23	97.00	Horizontal	Vertical	Pass

RSE-V&V LTE Band 4 BW20 CH20175



Frequency (MHz)	Result (dBm)	Factor (dB)	PK Limit (dBm)	Over Limit (dB)	Table (o)	ANT	EUT	Verdict
85.484	-69.24	-19.83	-13.0	-56.24	114.00	Vertical	Vertical	Pass
1742.400	-47.08	2.35	-13.0	-34.08	100.00	Vertical	Vertical	N/A
2133.800	-41.87	4.89	-13.0	-28.87	131.00	Vertical	Vertical	N/A
2967.800	-42.66	11.64	-13.0	-29.66	318.00	Vertical	Vertical	Pass
8847.638	-36.01	20.32	-13.0	-23.01	261.00	Vertical	Vertical	Pass
13344.312	-31.19	24.32	-13.0	-18.19	1.00	Vertical	Vertical	Pass

RSE-V&H LTE Band 4 BW20 CH20175

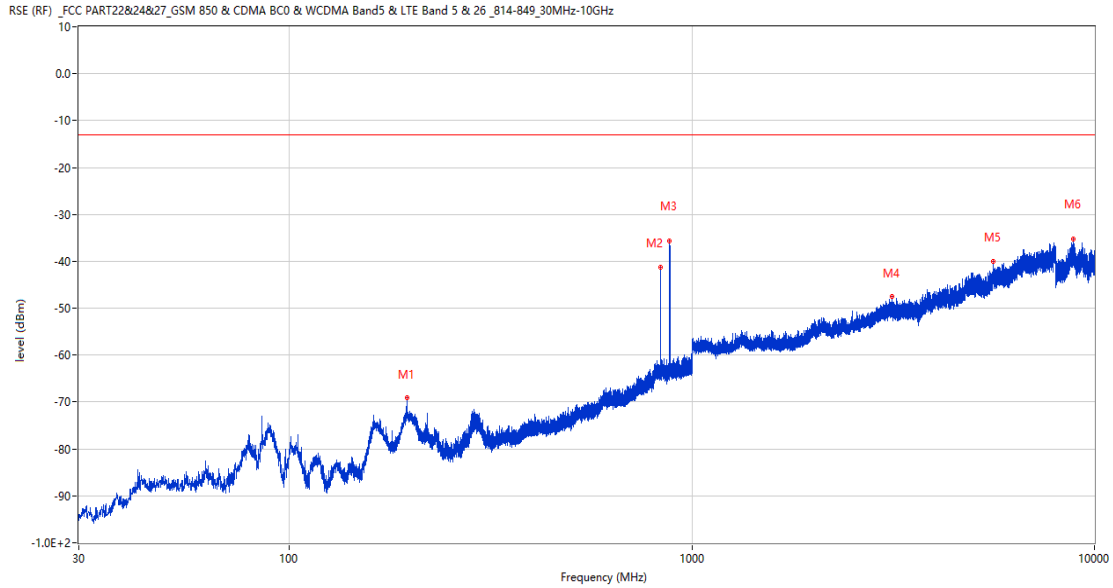


Frequency (MHz)	Result (dBm)	Factor (dB)	PK Limit (dBm)	Over Limit (dB)	Table (o)	ANT	EUT	Verdict
88.588	-68.61	-19.11	-13.0	-55.61	78.00	Vertical	Horizontal	Pass
2134.700	-42.70	5.04	-13.0	-29.70	117.00	Vertical	Horizontal	N/A
2984.200	-42.11	10.88	-13.0	-29.11	4.00	Vertical	Horizontal	Pass
8849.299	-35.36	20.35	-13.0	-22.36	3.00	Vertical	Horizontal	Pass
13391.950	-31.29	24.80	-13.0	-18.29	360.00	Vertical	Horizontal	Pass
19412.312	-33.06	21.43	-13.0	-20.06	357.00	Vertical	Horizontal	Pass

## 10 LTE Band 5

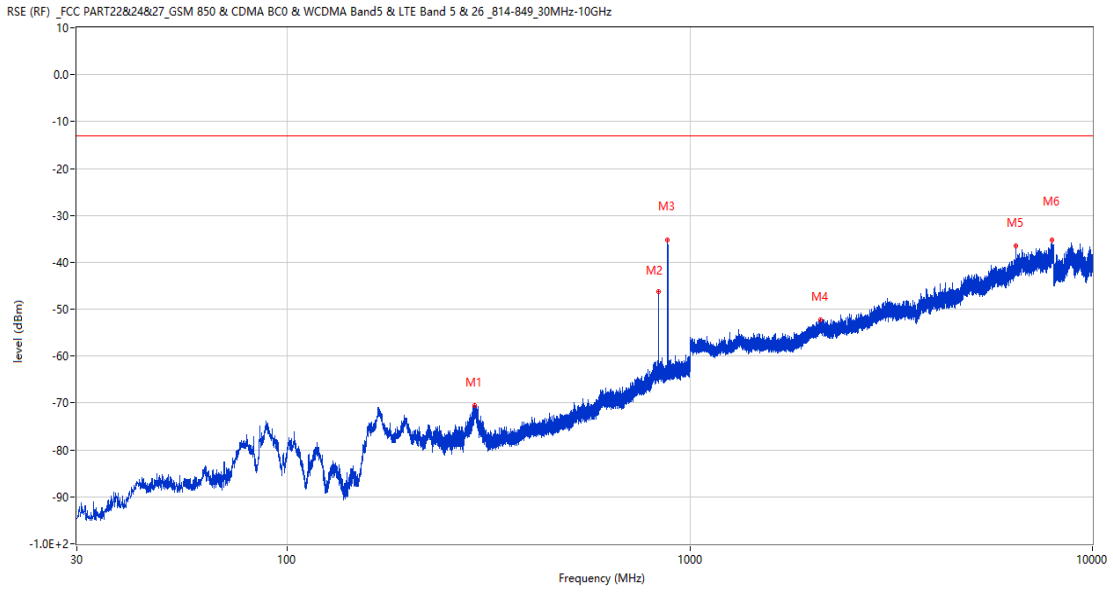
### 10.1 LTE Band 5 BW1.4, Middle Channel

RSE-H&H LTE Band 5 BW1.4 CH20525



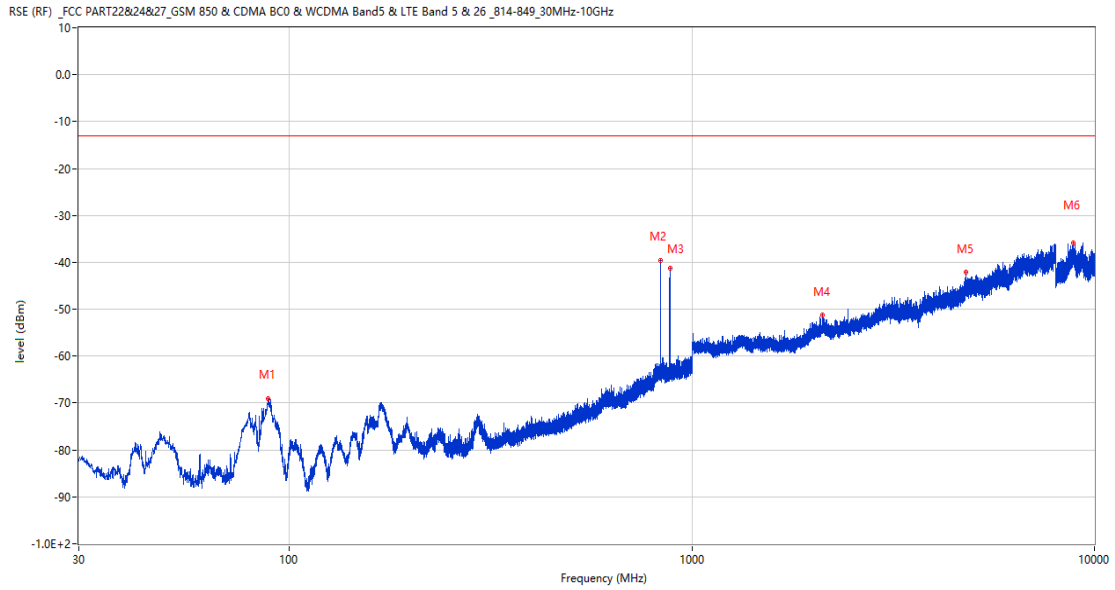
Frequency (MHz)	Result (dBm)	Factor (dB)	PK Limit (dBm)	Over Limit (dB)	Table (o)	ANT	EUT	Verdict
195.773	-69.00	-13.63	-13.0	-56.00	250.00	Horizontal	Horizontal	Pass
836.119	-41.36	7.12	-13.0	-28.36	101.00	Horizontal	Horizontal	N/A
881.175	-35.58	6.74	-13.0	-22.58	254.00	Horizontal	Horizontal	N/A
3135.750	-47.39	6.90	-13.0	-34.39	179.00	Horizontal	Horizontal	Pass
5599.500	-39.96	13.76	-13.0	-26.96	291.00	Horizontal	Horizontal	Pass
8849.599	-35.34	20.35	-13.0	-22.34	104.00	Horizontal	Horizontal	Pass

RSE-H&V LTE Band 5 BW1.4 CH20525



Frequency (MHz)	Result (dBm)	Factor (dB)	PK Limit (dBm)	Over Limit (dB)	Table (o)	ANT	EUT	Verdict
291.463	-70.56	-9.10	-13.0	-57.56	54.00	Horizontal	Vertical	Pass
836.070	-46.34	7.12	-13.0	-33.34	119.00	Horizontal	Vertical	N/A
881.272	-35.21	6.74	-13.0	-22.21	99.00	Horizontal	Vertical	N/A
2109.400	-52.32	0.32	-13.0	-39.32	313.00	Horizontal	Vertical	Pass
6464.750	-36.57	16.34	-13.0	-23.57	56.00	Horizontal	Vertical	Pass
7938.250	-35.32	18.93	-13.0	-22.32	134.00	Horizontal	Vertical	Pass

RSE-V&V LTE Band 5 BW1.4 CH20525

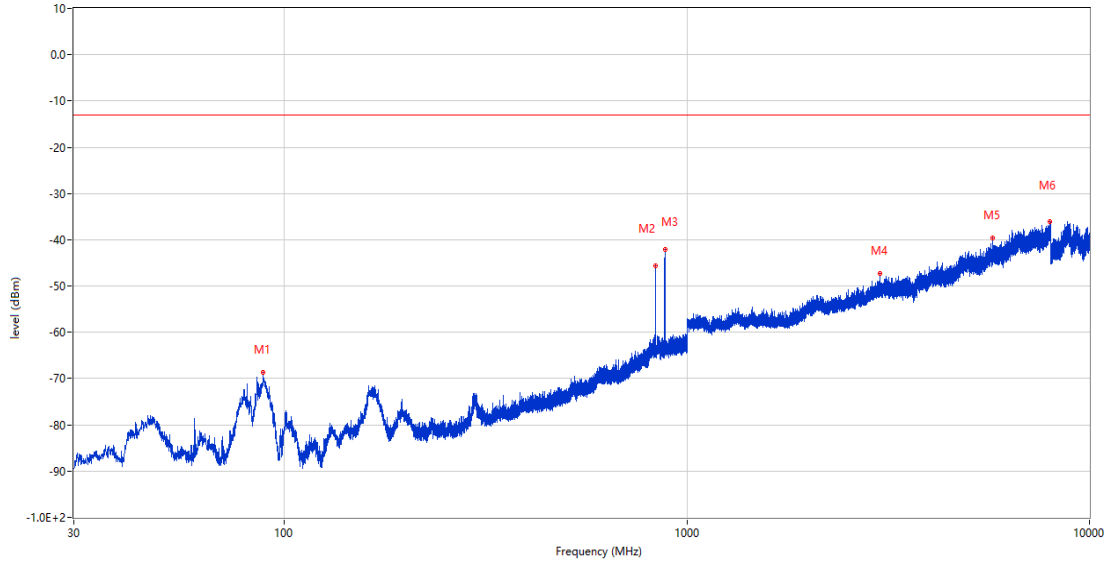


Frequency (MHz)	Result (dBm)	Factor (dB)	PK Limit (dBm)	Over Limit (dB)	Table (o)	ANT	EUT	Verdict
88.636	-68.99	-17.63	-13.0	-55.99	123.00	Vertical	Vertical	Pass
836.070	-39.69	7.12	-13.0	-26.69	11.00	Vertical	Vertical	N/A
881.806	-41.32	6.76	-13.0	-28.32	289.00	Vertical	Vertical	N/A
2115.400	-51.30	0.07	-13.0	-38.30	83.00	Vertical	Vertical	Pass
4787.750	-42.10	12.97	-13.0	-29.10	17.00	Vertical	Vertical	Pass
8880.600	-35.80	19.99	-13.0	-22.80	39.00	Vertical	Vertical	Pass



RSE-V&H LTE Band 5 BW1.4 CH20525

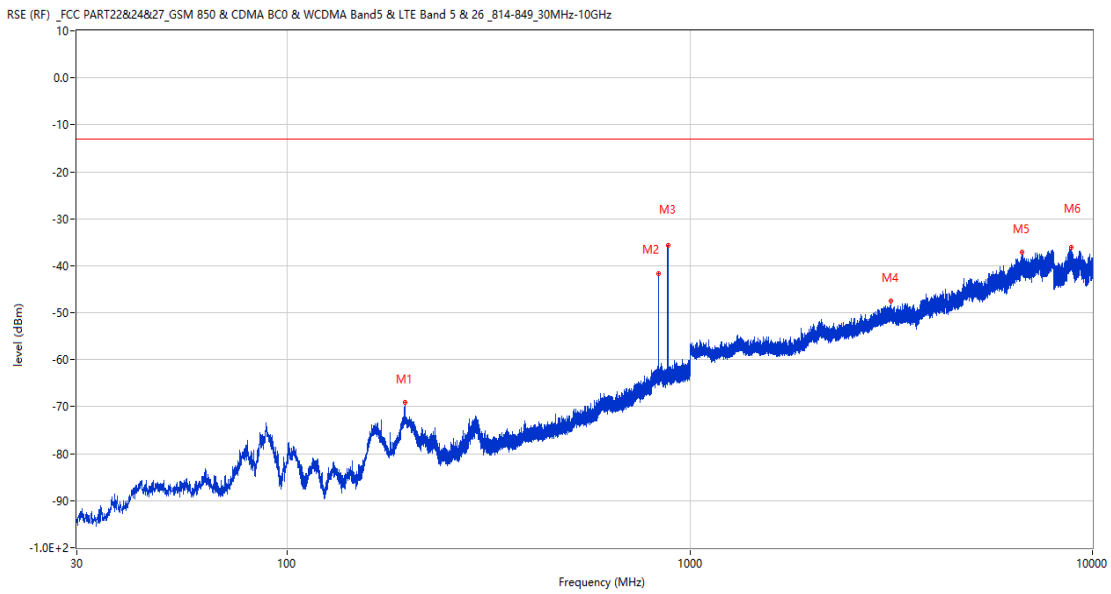
RSE (RF) FCC PART22&24&27\_GSM 850 & CDMA BC0 & WCDMA Band5 & LTE Band 5 & 26\_814-849\_30MHz-10GHz



Frequency (MHz)	Result (dBm)	Factor (dB)	PK Limit (dBm)	Over Limit (dB)	Table (o)	ANT	EUT	Verdict
88.685	-68.70	-17.63	-13.0	-55.70	75.00	Vertical	Horizontal	Pass
836.119	-45.66	7.12	-13.0	-32.66	50.00	Vertical	Horizontal	N/A
881.903	-42.11	6.76	-13.0	-29.11	108.00	Vertical	Horizontal	N/A
3014.750	-47.37	5.73	-13.0	-34.37	52.00	Vertical	Horizontal	Pass
5745.500	-39.57	14.02	-13.0	-26.57	99.00	Vertical	Horizontal	Pass
7972.750	-36.09	18.12	-13.0	-23.09	360.00	Vertical	Horizontal	Pass

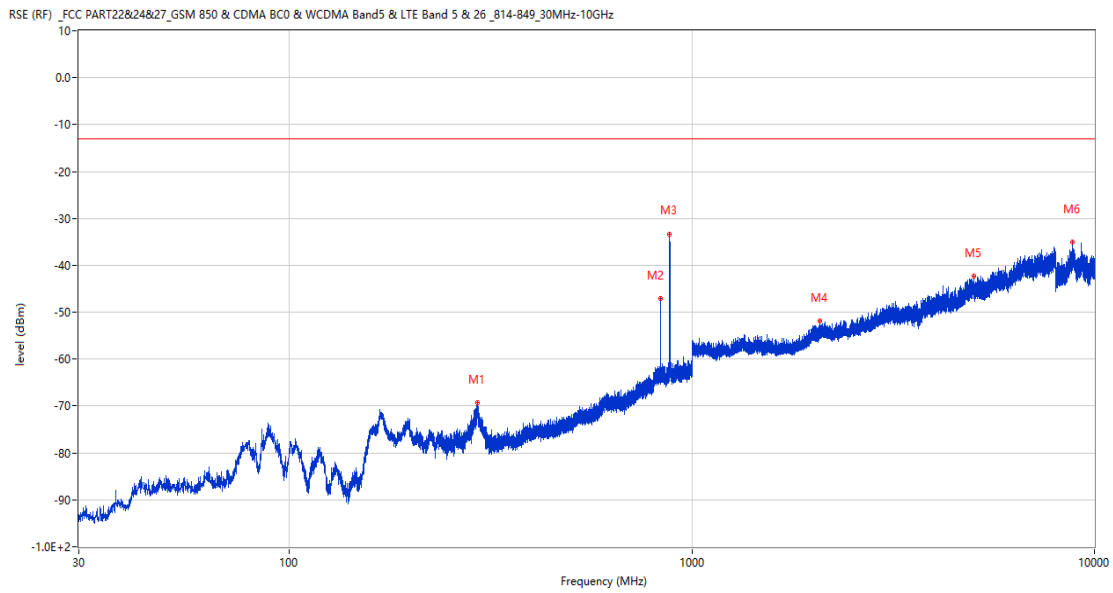
## 10.2 LTE Band 5 BW3, Middle Channel

RSE-H&H LTE Band 5 BW3 CH20525



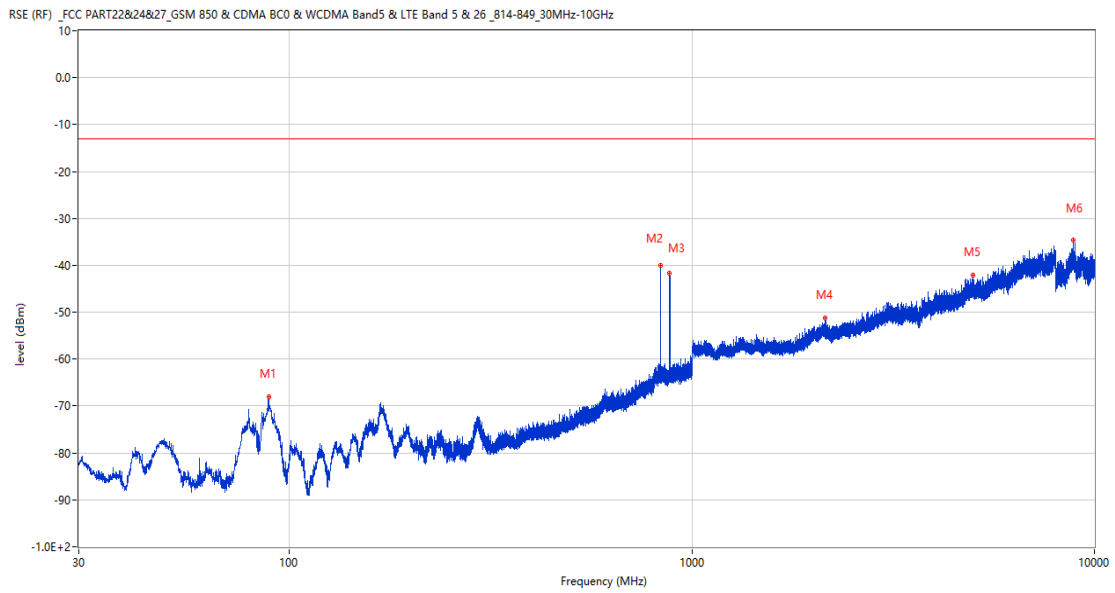
Frequency (MHz)	Result (dBm)	Factor (dB)	PK Limit (dBm)	Over Limit (dB)	Table (o)	ANT	EUT	Verdict
196.064	-69.13	-13.61	-13.0	-56.13	240.00	Horizontal	Horizontal	Pass
835.246	-41.72	7.10	-13.0	-28.72	92.00	Horizontal	Horizontal	N/A
882.630	-35.60	6.83	-13.0	-22.60	264.00	Horizontal	Horizontal	N/A
3163.500	-47.44	6.15	-13.0	-34.44	52.00	Horizontal	Horizontal	Pass
6691.000	-37.04	17.03	-13.0	-24.04	100.00	Horizontal	Horizontal	Pass
8845.700	-36.13	20.29	-13.0	-23.13	56.00	Horizontal	Horizontal	Pass

RSE-H&V LTE Band 5 BW3 CH20525



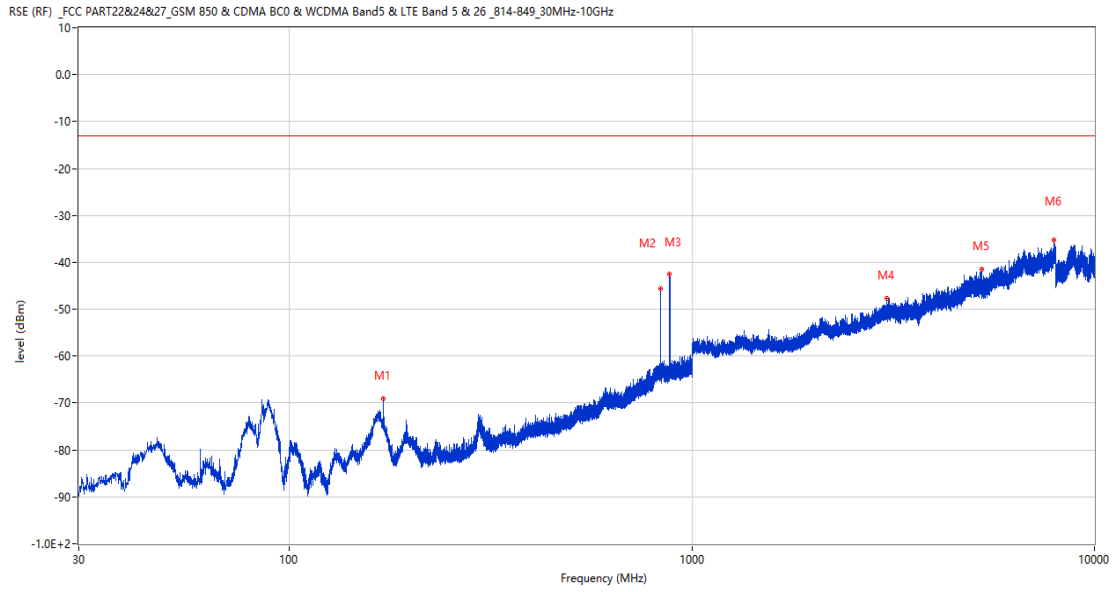
Frequency (MHz)	Result (dBm)	Factor (dB)	PK Limit (dBm)	Over Limit (dB)	Table (o)	ANT	EUT	Verdict
292.676	-69.29	-9.12	-13.0	-56.29	45.00	Horizontal	Vertical	Pass
835.294	-47.00	7.11	-13.0	-34.00	306.00	Horizontal	Vertical	N/A
880.738	-33.29	6.73	-13.0	-20.29	94.00	Horizontal	Vertical	N/A
2079.500	-51.86	0.10	-13.0	-38.86	252.00	Horizontal	Vertical	Pass
5006.750	-42.29	12.59	-13.0	-29.29	49.00	Horizontal	Vertical	Pass
8811.300	-35.07	19.73	-13.0	-22.07	190.00	Horizontal	Vertical	Pass

RSE-V&V LTE Band 5 BW3 CH20525



Frequency (MHz)	Result (dBm)	Factor (dB)	PK Limit (dBm)	Over Limit (dB)	Table (o)	ANT	EUT	Verdict
88.782	-68.11	-17.62	-13.0	-55.11	57.00	Vertical	Vertical	Pass
835.294	-39.99	7.11	-13.0	-26.99	11.00	Vertical	Vertical	N/A
880.641	-41.64	6.72	-13.0	-28.64	299.00	Vertical	Vertical	N/A
2139.200	-51.28	-0.11	-13.0	-38.28	349.00	Vertical	Vertical	Pass
4981.500	-42.17	13.30	-13.0	-29.17	307.00	Vertical	Vertical	Pass
8853.300	-34.57	20.32	-13.0	-21.57	255.00	Vertical	Vertical	Pass

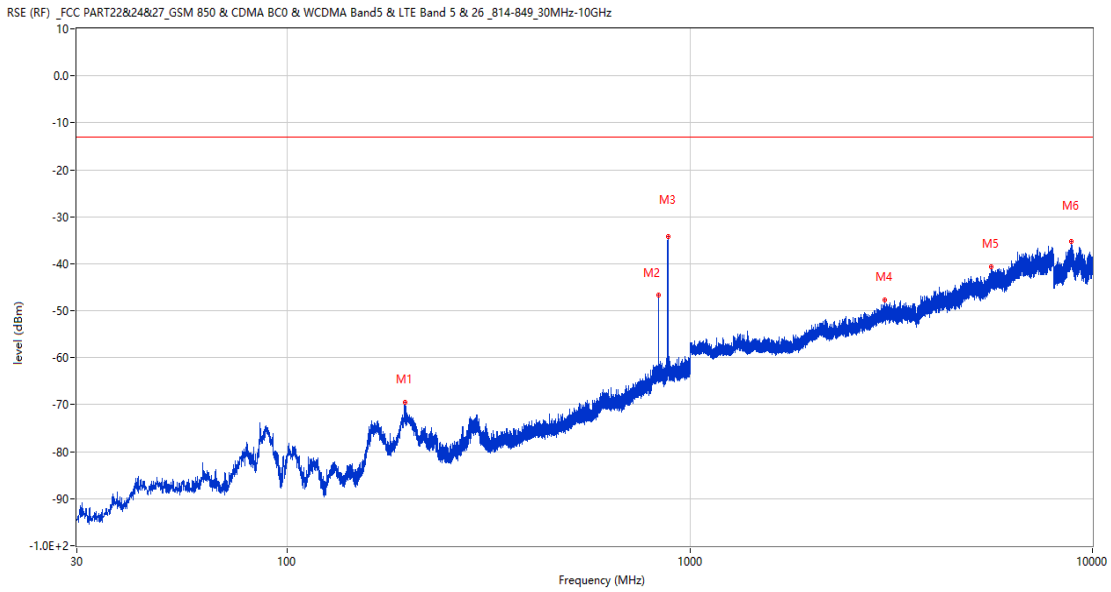
RSE-V&H LTE Band 5 BW3 CH20525



Frequency (MHz)	Result (dBm)	Factor (dB)	PK Limit (dBm)	Over Limit (dB)	Table (o)	ANT	EUT	Verdict
171.378	-69.14	-15.81	-13.0	-56.14	0.00	Vertical	Horizontal	Pass
835.246	-45.53	7.10	-13.0	-32.53	46.00	Vertical	Horizontal	N/A
881.272	-42.53	6.74	-13.0	-29.53	301.00	Vertical	Horizontal	N/A
3048.250	-47.78	6.92	-13.0	-34.78	35.00	Vertical	Horizontal	Pass
5237.000	-41.53	12.10	-13.0	-28.53	247.00	Vertical	Horizontal	Pass
7933.500	-35.20	18.78	-13.0	-22.20	264.00	Vertical	Horizontal	Pass

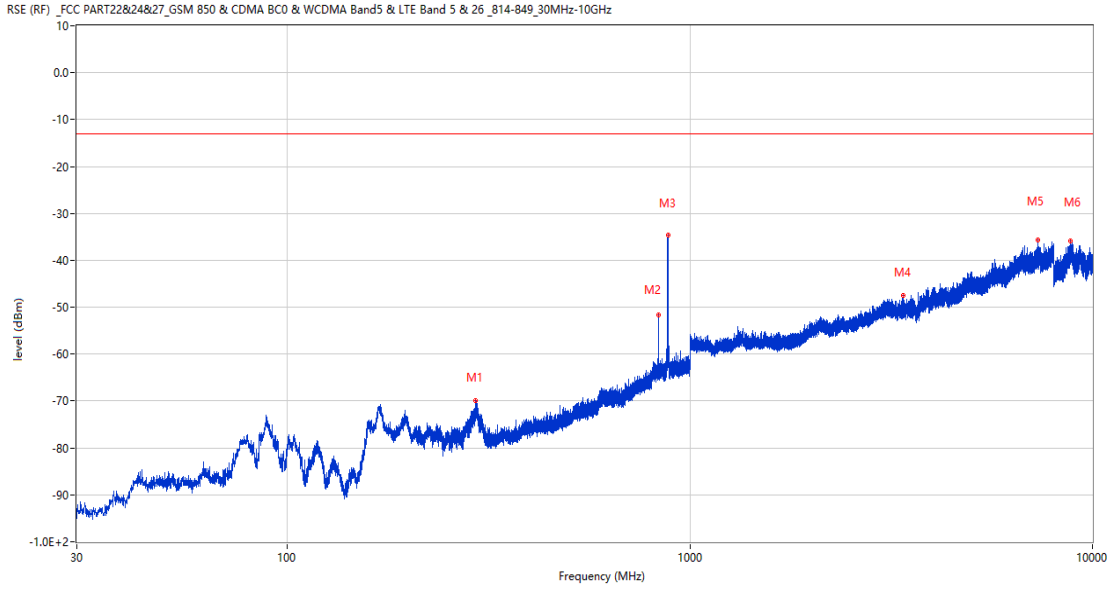
### 10.3 LTE Band 5 BW5, Middle Channel

#### RSE-H&H LTE Band 5 BW5 CH20525



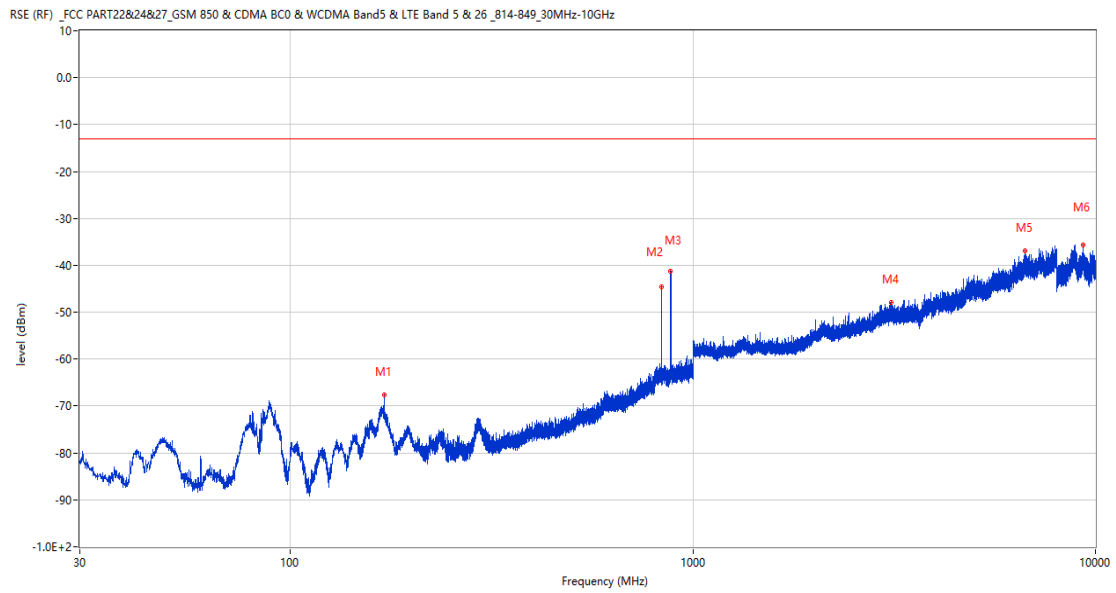
Frequency (MHz)	Result (dBm)	Factor (dB)	PK Limit (dBm)	Over Limit (dB)	Table (o)	ANT	EUT	Verdict
195.676	-69.53	-13.64	-13.0	-56.53	207.00	Horizontal	Horizontal	Pass
834.372	-46.59	7.09	-13.0	-33.59	92.00	Horizontal	Horizontal	N/A
881.951	-34.30	6.77	-13.0	-21.30	252.00	Horizontal	Horizontal	N/A
3046.250	-47.69	7.01	-13.0	-34.69	117.00	Horizontal	Horizontal	Pass
5603.250	-40.65	13.74	-13.0	-27.65	117.00	Horizontal	Horizontal	Pass
8840.500	-35.25	20.20	-13.0	-22.25	3.00	Horizontal	Horizontal	Pass

RSE-H&V LTE Band 5 BW5 CH20525



Frequency (MHz)	Result (dBm)	Factor (dB)	PK Limit (dBm)	Over Limit (dB)	Table (o)	ANT	EUT	Verdict
293.403	-69.90	-9.06	-13.0	-56.90	43.00	Horizontal	Vertical	Pass
834.421	-51.66	7.09	-13.0	-38.66	121.00	Horizontal	Vertical	N/A
883.551	-34.54	6.96	-13.0	-21.54	81.00	Horizontal	Vertical	N/A
3382.250	-47.41	6.56	-13.0	-34.41	16.00	Horizontal	Vertical	Pass
7322.250	-35.73	17.23	-13.0	-22.73	226.00	Horizontal	Vertical	Pass
8827.600	-35.95	19.99	-13.0	-22.95	343.00	Horizontal	Vertical	Pass

RSE-V&V LTE Band 5 BW5 CH20525

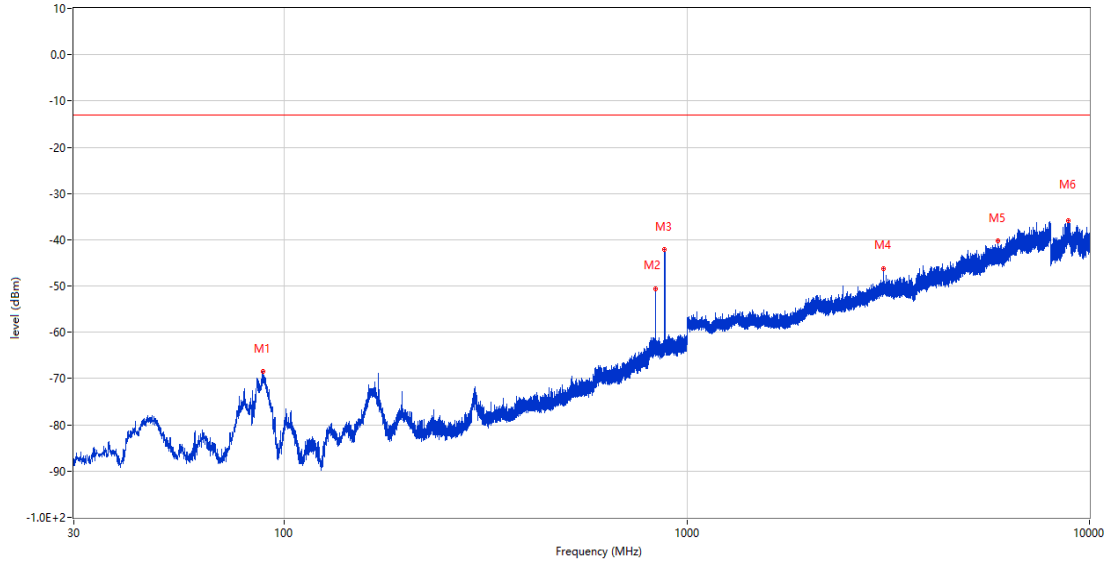


Frequency (MHz)	Result (dBm)	Factor (dB)	PK Limit (dBm)	Over Limit (dB)	Table (o)	ANT	EUT	Verdict
171.086	-67.57	-15.82	-13.0	-54.57	354.00	Vertical	Vertical	Pass
834.372	-44.62	7.09	-13.0	-31.62	17.00	Vertical	Vertical	N/A
879.380	-41.19	6.54	-13.0	-28.19	301.00	Vertical	Vertical	N/A
3110.000	-47.92	6.40	-13.0	-34.92	227.00	Vertical	Vertical	Pass
6694.000	-36.97	16.99	-13.0	-23.97	357.00	Vertical	Vertical	Pass
9307.099	-35.72	19.70	-13.0	-22.72	38.00	Vertical	Vertical	Pass



RSE-V&H LTE Band 5 BW5 CH20525

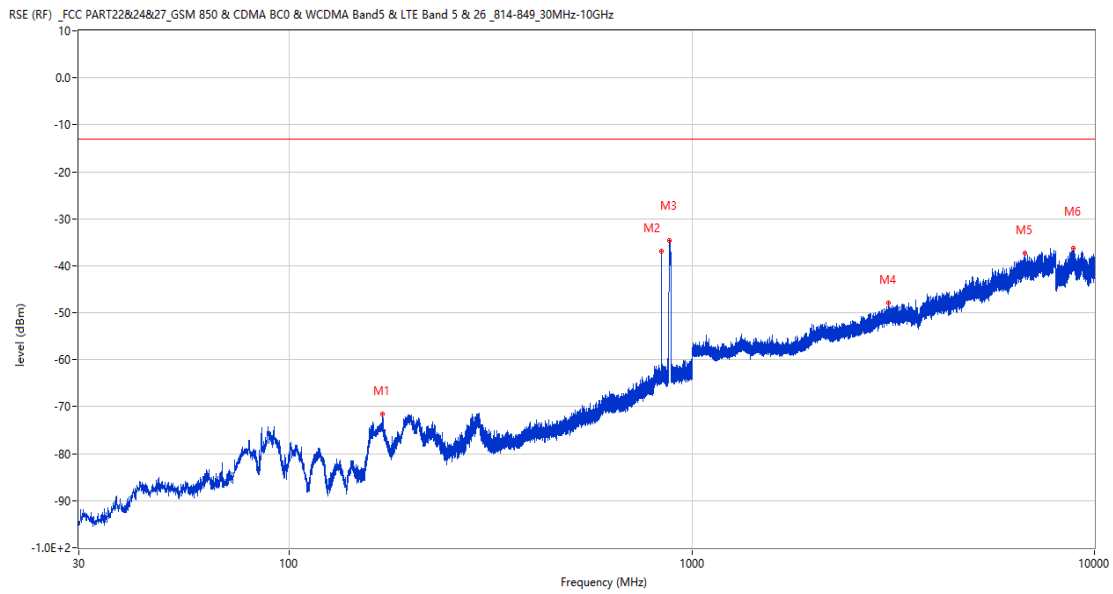
RSE (RF) FCC PART22&24&27\_GSM 850 & CDMA BCO & WCDMA Band5 & LTE Band 5 & 26\_814-849\_30MHz-10GHz



Frequency (MHz)	Result (dBm)	Factor (dB)	PK Limit (dBm)	Over Limit (dB)	Table (o)	ANT	EUT	Verdict
88.491	-68.45	-17.64	-13.0	-55.45	58.00	Vertical	Horizontal	Pass
834.372	-50.52	7.09	-13.0	-37.52	42.00	Vertical	Horizontal	N/A
879.671	-42.02	6.56	-13.0	-29.02	93.00	Vertical	Horizontal	N/A
3085.250	-46.33	6.97	-13.0	-33.33	164.00	Vertical	Horizontal	Pass
5924.500	-40.24	14.48	-13.0	-27.24	245.00	Vertical	Horizontal	Pass
8843.000	-35.81	20.25	-13.0	-22.81	186.00	Vertical	Horizontal	Pass

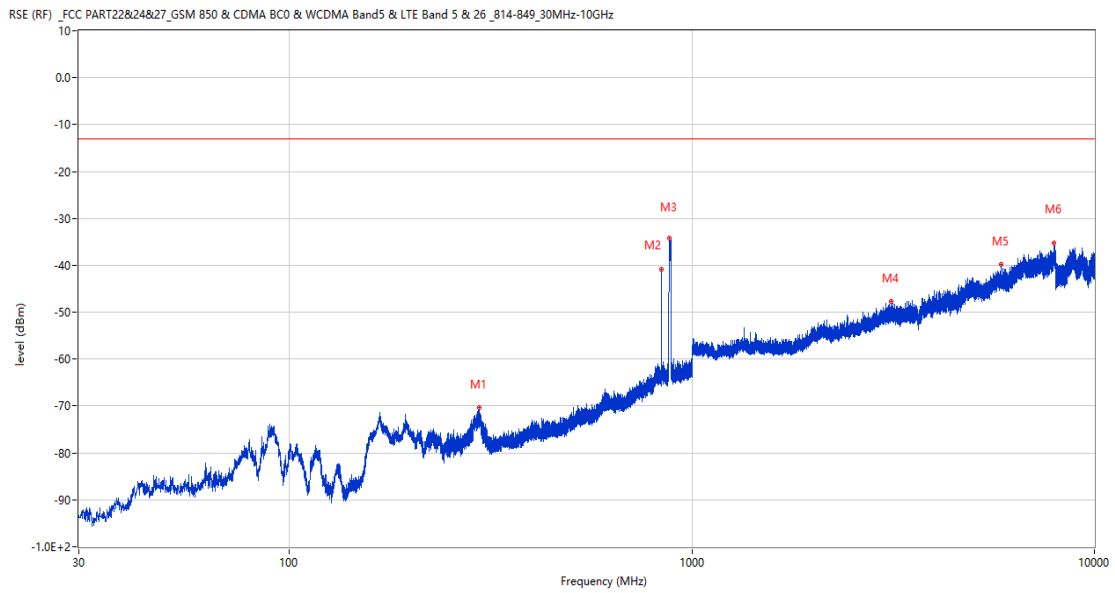
## 10.4 LTE Band 5 BW10, Middle Channel

RSE-H&H LTE Band 5 BW10 CH20525



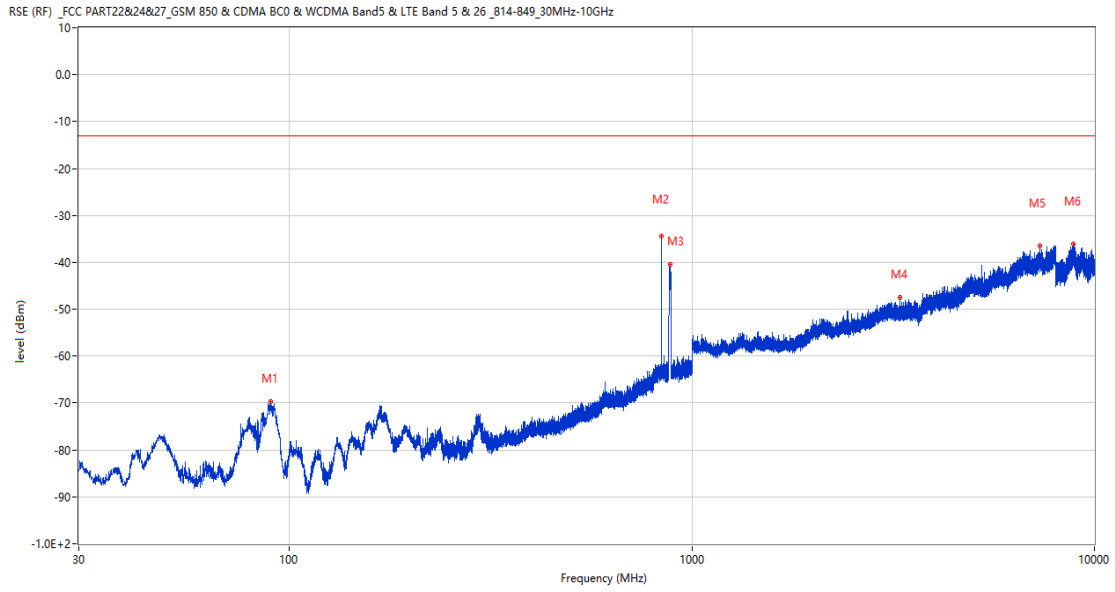
Frequency (MHz)	Result (dBm)	Factor (dB)	PK Limit (dBm)	Over Limit (dB)	Table (o)	ANT	EUT	Verdict
170.747	-71.66	-15.85	-13.0	-58.66	292.00	Horizontal	Horizontal	Pass
840.920	-36.83	7.20	-13.0	-23.83	94.00	Horizontal	Horizontal	N/A
879.235	-34.56	6.53	-13.0	-21.56	250.00	Horizontal	Horizontal	N/A
3084.750	-47.83	6.95	-13.0	-34.83	212.00	Horizontal	Horizontal	Pass
6710.000	-37.24	16.65	-13.0	-24.24	310.00	Horizontal	Horizontal	Pass
8873.000	-36.35	20.08	-13.0	-23.35	3.00	Horizontal	Horizontal	Pass

RSE-H&V LTE Band 5 BW10 CH20525



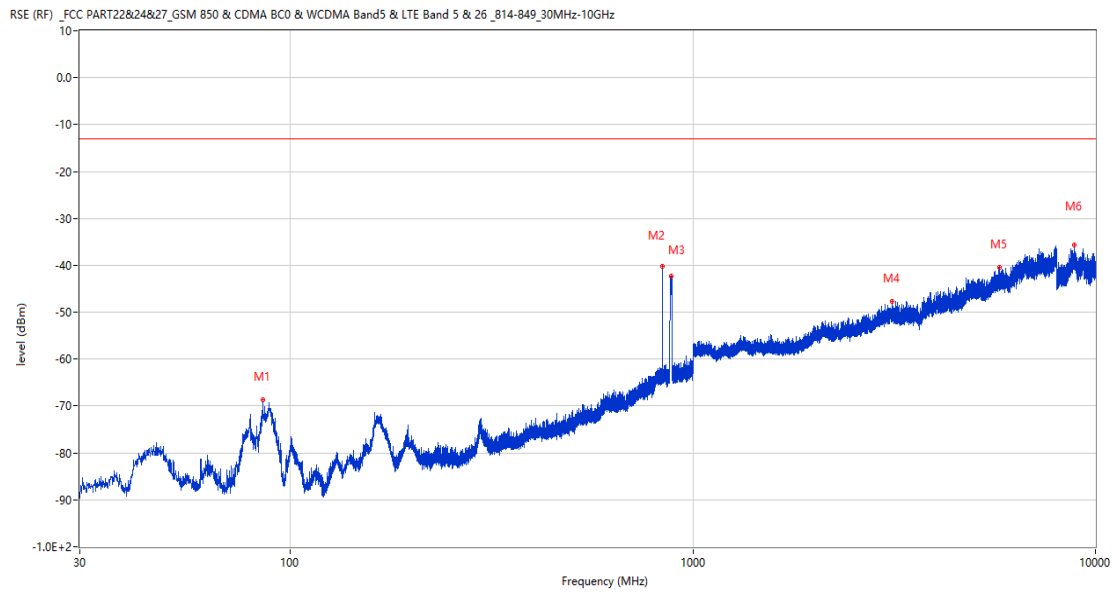
Frequency (MHz)	Result (dBm)	Factor (dB)	PK Limit (dBm)	Over Limit (dB)	Table (o)	ANT	EUT	Verdict
296.896	-70.34	-8.95	-13.0	-57.34	40.00	Horizontal	Vertical	Pass
841.017	-40.95	7.20	-13.0	-27.95	316.00	Horizontal	Vertical	N/A
877.877	-34.24	6.48	-13.0	-21.24	86.00	Horizontal	Vertical	N/A
3128.750	-47.75	7.00	-13.0	-34.75	0.00	Horizontal	Vertical	Pass
5858.250	-39.87	14.52	-13.0	-26.87	360.00	Horizontal	Vertical	Pass
7936.500	-35.27	18.94	-13.0	-22.27	100.00	Horizontal	Vertical	Pass

RSE-V&V LTE Band 5 BW10 CH20525



Frequency (MHz)	Result (dBm)	Factor (dB)	PK Limit (dBm)	Over Limit (dB)	Table (o)	ANT	EUT	Verdict
89.752	-69.68	-17.53	-13.0	-56.68	89.00	Vertical	Vertical	Pass
840.920	-34.49	7.20	-13.0	-21.49	12.00	Vertical	Vertical	N/A
885.103	-40.41	7.10	-13.0	-27.41	303.00	Vertical	Vertical	N/A
3281.500	-47.58	6.00	-13.0	-34.58	17.00	Vertical	Vertical	Pass
7326.250	-36.45	17.25	-13.0	-23.45	65.00	Vertical	Vertical	Pass
8872.600	-36.17	20.08	-13.0	-23.17	58.00	Vertical	Vertical	Pass

RSE-V&H LTE Band 5 BW10 CH20525

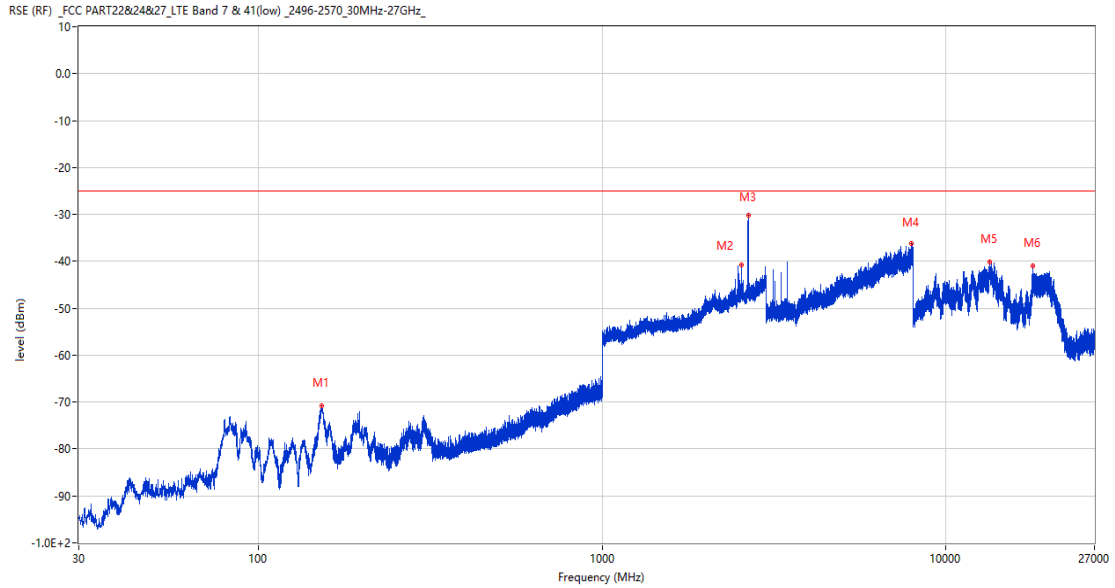


Frequency (MHz)	Result (dBm)	Factor (dB)	PK Limit (dBm)	Over Limit (dB)	Table (o)	ANT	EUT	Verdict
85.630	-68.67	-18.52	-13.0	-55.67	148.00	Vertical	Horizontal	Pass
840.920	-40.18	7.20	-13.0	-27.18	51.00	Vertical	Horizontal	N/A
885.346	-42.26	7.12	-13.0	-29.26	299.00	Vertical	Horizontal	N/A
3119.250	-47.76	6.54	-13.0	-34.76	360.00	Vertical	Horizontal	Pass
5778.250	-40.54	14.27	-13.0	-27.54	65.00	Vertical	Horizontal	Pass
8840.500	-35.76	20.20	-13.0	-22.76	34.00	Vertical	Horizontal	Pass

# 11 LTE Band 7

## 11.1 LTE Band 7 BW5, Middle Channel

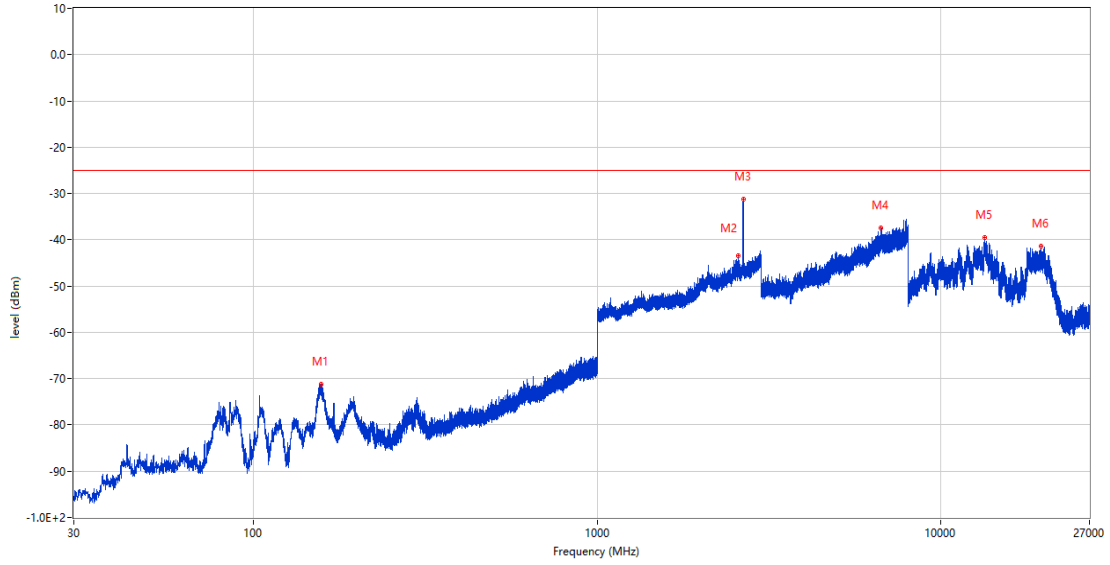
### RSE-H&H LTE Band 7 BW5 CH21100



Frequency (MHz)	Result (dBm)	Factor (dB)	PK Limit (dBm)	Over Limit (dB)	Table (o)	ANT	EUT	Verdict
152.608	-70.85	-19.73	-25.0	-45.85	75.00	Horizontal	Horizontal	Pass
2533.700	-40.80	8.84	-25.0	-15.80	160.00	Horizontal	Horizontal	N/A
2655.600	-30.19	8.48	-25.0	-5.19	226.00	Horizontal	Horizontal	N/A
7930.000	-36.27	18.66	-25.0	-11.27	24.00	Horizontal	Horizontal	Pass
13400.475	-40.12	17.00	-25.0	-15.12	216.00	Horizontal	Horizontal	Pass
17918.364	-40.99	13.33	-25.0	-15.99	360.00	Horizontal	Horizontal	Pass

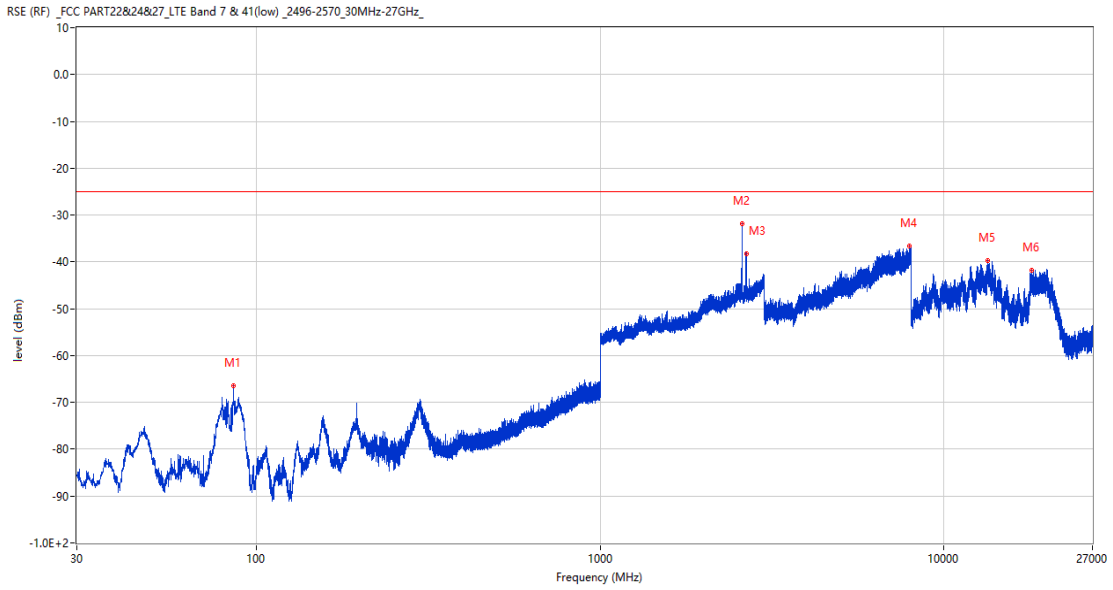
RSE-H&V LTE Band 7 BW5 CH21100

RSE (RF) \_FCC PART22&24&27\_LTE Band 7 & 41(low) \_2496-2570\_30MHz-27GHz\_



Frequency (MHz)	Result (dBm)	Factor (dB)	PK Limit (dBm)	Over Limit (dB)	Table (o)	ANT	EUT	Verdict
157.458	-71.15	-18.73	-25.0	-46.15	76.00	Horizontal	Vertical	Pass
2566.300	-43.51	8.92	-25.0	-18.51	319.00	Horizontal	Vertical	N/A
2657.300	-32.13	8.47	-25.0	-7.13	242.00	Horizontal	Vertical	N/A
6673.500	-37.36	16.70	-25.0	-12.36	285.00	Horizontal	Vertical	Pass
13393.125	-39.55	16.95	-25.0	-14.55	62.00	Horizontal	Vertical	Pass
19541.699	-41.48	12.93	-25.0	-16.48	343.00	Horizontal	Vertical	Pass

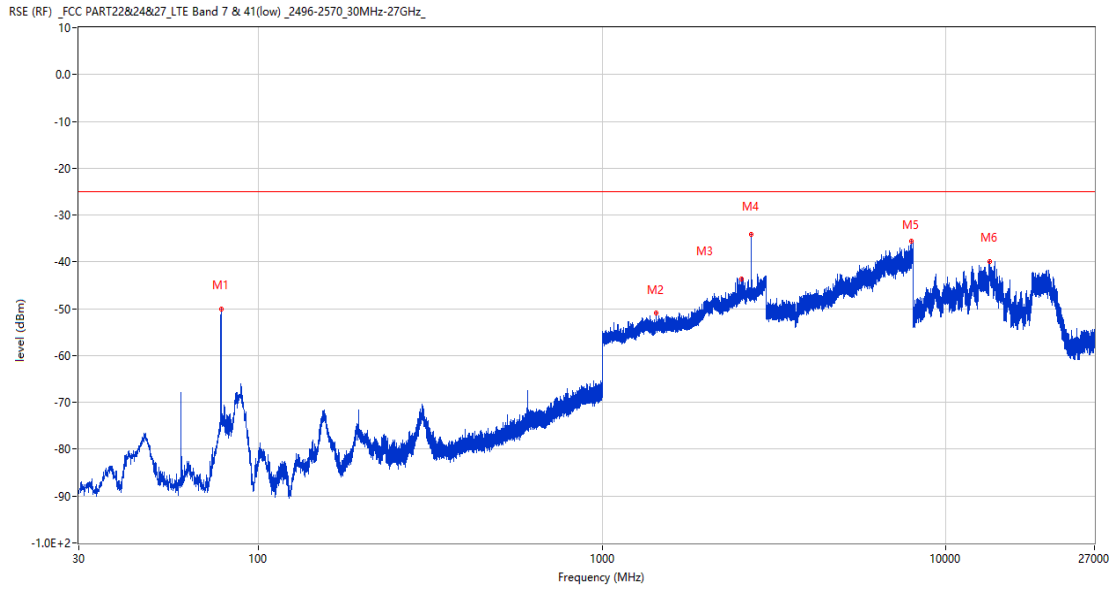
RSE-V&V LTE Band 7 BW5 CH21100



Frequency (MHz)	Result (dBm)	Factor (dB)	PK Limit (dBm)	Over Limit (dB)	Table (o)	ANT	EUT	Verdict
85.630	-66.51	-19.82	-25.0	-41.51	43.00	Vertical	Vertical	Pass
2581.000	-31.93	8.57	-25.0	-6.93	325.00	Vertical	Vertical	Pass
2654.700	-38.25	8.39	-25.0	-13.25	87.00	Vertical	Vertical	Pass
7929.000	-36.57	18.59	-25.0	-11.57	94.00	Vertical	Vertical	Pass
13396.275	-39.74	16.97	-25.0	-14.74	62.00	Vertical	Vertical	Pass
17951.177	-41.87	14.06	-25.0	-16.87	357.00	Vertical	Vertical	Pass



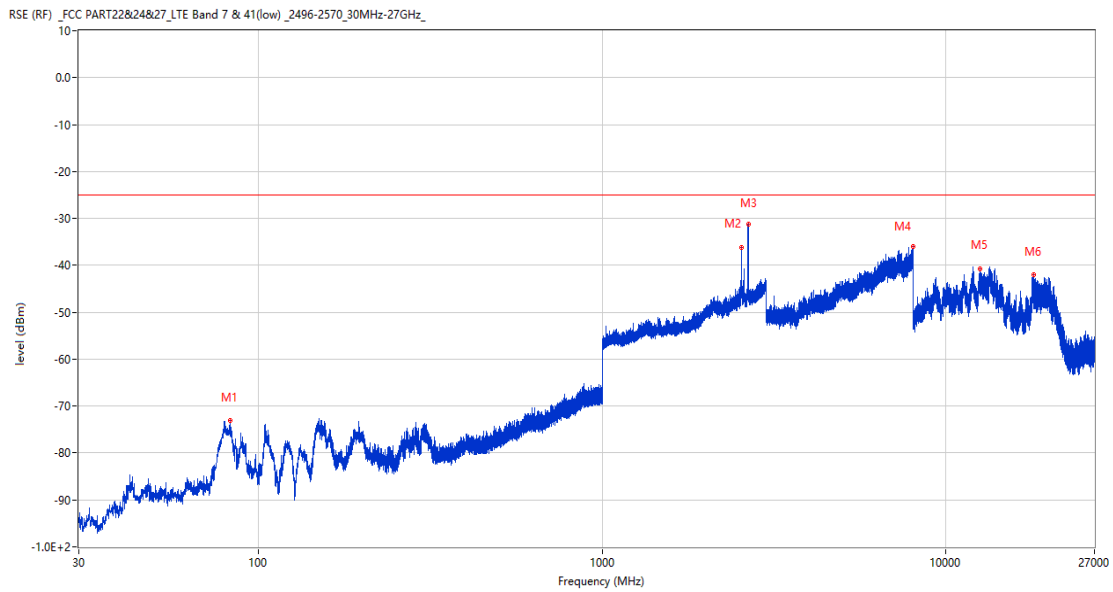
RSE-V&H LTE Band 7 BW5 CH21100



Frequency (MHz)	Result (dBm)	Factor (dB)	PK Limit (dBm)	Over Limit (dB)	Table (o)	ANT	EUT	Verdict
77.772	-50.06	-20.65	-25.0	-25.06	184.00	Vertical	Horizontal	Pass
1434.100	-51.00	0.61	-25.0	-26.00	0.00	Vertical	Horizontal	Pass
2533.800	-43.71	8.84	-25.0	-18.71	12.00	Vertical	Horizontal	N/A
2704.200	-34.22	7.92	-25.0	-9.22	90.00	Vertical	Horizontal	N/A
7931.500	-35.63	18.77	-25.0	-10.63	41.00	Vertical	Horizontal	Pass
13416.225	-39.87	16.65	-25.0	-14.87	0.00	Vertical	Horizontal	Pass

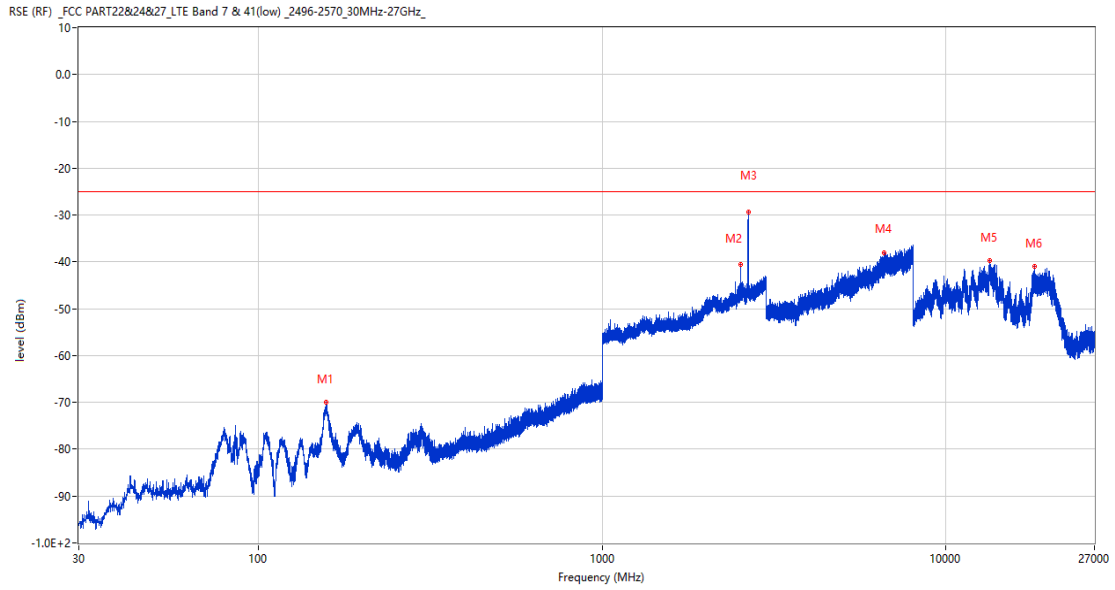
## 11.2 LTE Band 7 BW10, Middle Channel

### RSE-H&H LTE Band 7 BW10 CH21100



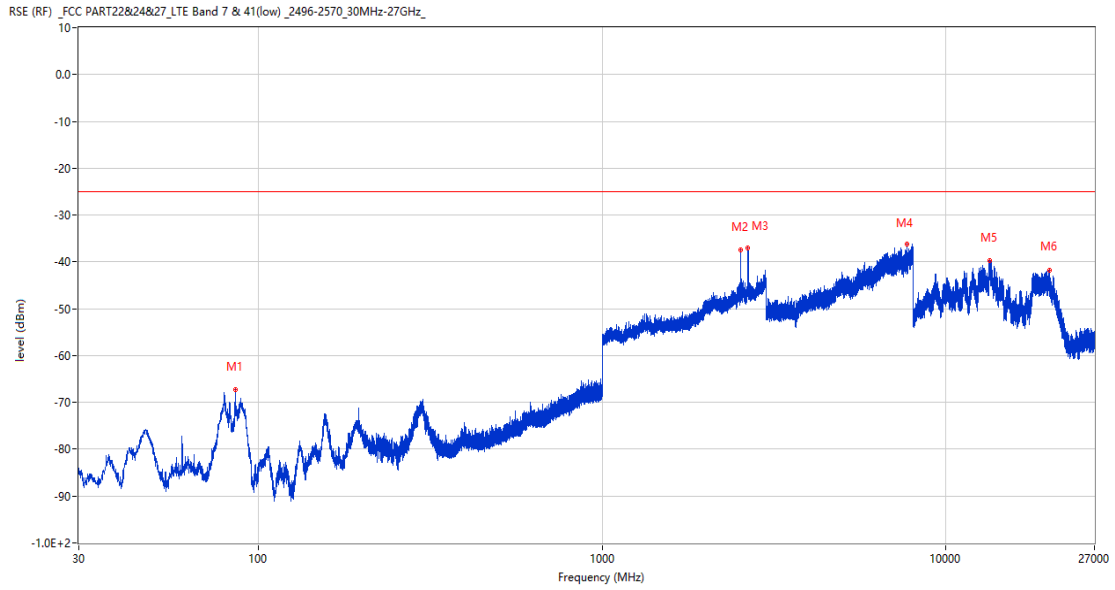
Frequency (MHz)	Result (dBm)	Factor (dB)	PK Limit (dBm)	Over Limit (dB)	Table (o)	ANT	EUT	Verdict
82.574	-73.02	-19.96	-25.0	-48.02	143.00	Horizontal	Horizontal	Pass
2536.400	-36.22	8.83	-25.0	-11.22	157.00	Horizontal	Horizontal	N/A
2656.400	-31.22	8.43	-25.0	-6.22	223.00	Horizontal	Horizontal	N/A
7996.750	-36.02	18.82	-25.0	-11.02	287.00	Horizontal	Horizontal	Pass
12529.362	-40.83	14.25	-25.0	-15.83	360.00	Horizontal	Horizontal	Pass
17949.338	-41.97	14.07	-25.0	-16.97	230.00	Horizontal	Horizontal	Pass

RSE-H&V LTE Band 7 BW10 CH21100



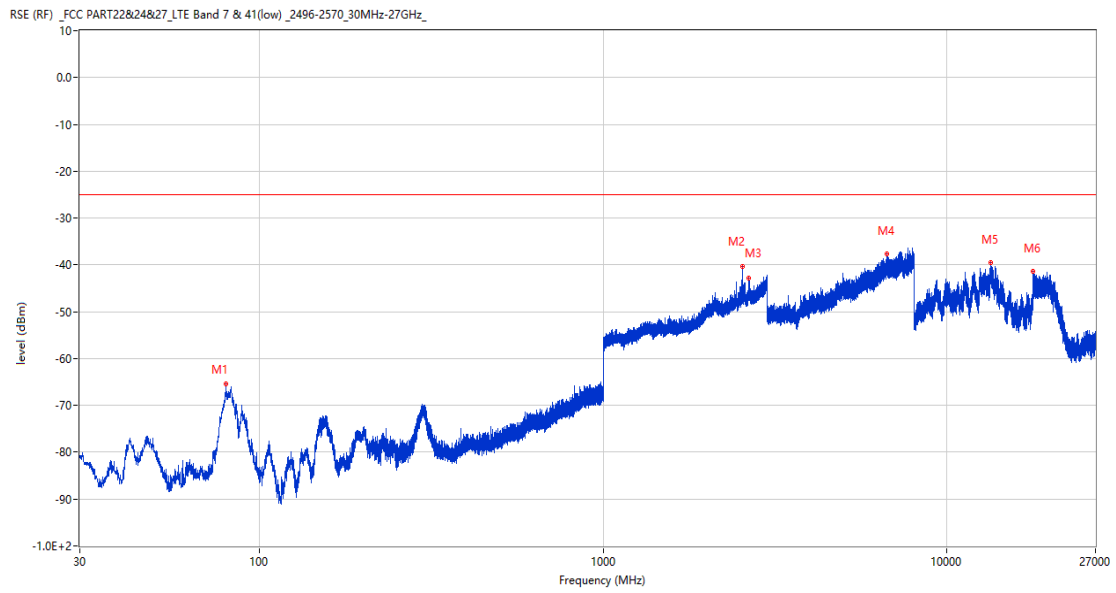
Frequency (MHz)	Result (dBm)	Factor (dB)	PK Limit (dBm)	Over Limit (dB)	Table (o)	ANT	EUT	Verdict
157.506	-70.05	-18.72	-25.0	-45.05	68.00	Horizontal	Vertical	Pass
2531.400	-40.59	8.85	-25.0	-15.59	229.00	Horizontal	Vertical	N/A
2658.400	-29.26	8.50	-25.0	-4.26	139.00	Horizontal	Vertical	N/A
6614.750	-38.05	16.12	-25.0	-13.05	73.00	Horizontal	Vertical	Pass
13396.013	-39.68	16.97	-25.0	-14.68	61.00	Horizontal	Vertical	Pass
18032.849	-41.05	12.85	-25.0	-16.05	162.00	Horizontal	Vertical	Pass

RSE-V&V LTE Band 7 BW10 CH21100



Frequency (MHz)	Result (dBm)	Factor (dB)	PK Limit (dBm)	Over Limit (dB)	Table (o)	ANT	EUT	Verdict
85.678	-67.26	-19.81	-25.0	-42.26	360.00	Vertical	Vertical	Pass
2531.400	-37.41	8.85	-25.0	-12.41	80.00	Vertical	Vertical	N/A
2654.100	-37.07	8.47	-25.0	-12.07	80.00	Vertical	Vertical	N/A
7714.750	-36.29	16.98	-25.0	-11.29	73.00	Vertical	Vertical	Pass
13418.325	-39.77	16.61	-25.0	-14.77	357.00	Vertical	Vertical	Pass
19931.849	-41.87	12.95	-25.0	-16.87	275.00	Vertical	Vertical	Pass

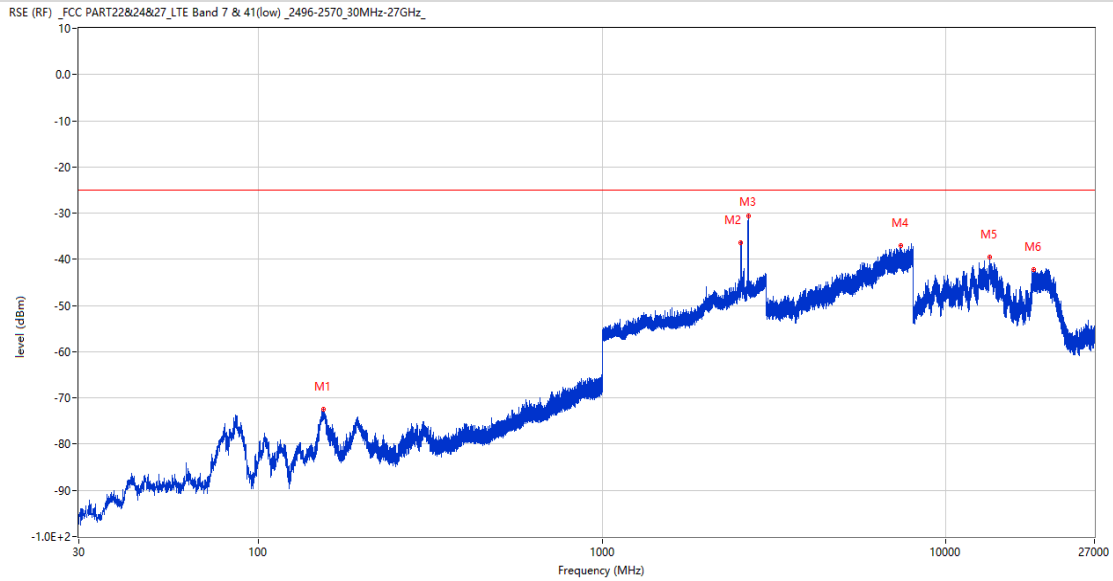
RSE-V&H LTE Band 7 BW10 CH21100



Frequency (MHz)	Result (dBm)	Factor (dB)	PK Limit (dBm)	Over Limit (dB)	Table (o)	ANT	EUT	Verdict
80.004	-65.45	-20.31	-25.0	-40.45	95.00	Vertical	Horizontal	Pass
2537.100	-40.42	8.83	-25.0	-15.42	14.00	Vertical	Horizontal	N/A
2653.800	-42.83	8.53	-25.0	-17.83	326.00	Vertical	Horizontal	N/A
6693.000	-37.66	16.97	-25.0	-12.66	94.00	Vertical	Horizontal	Pass
13359.000	-39.53	16.62	-25.0	-14.53	187.00	Vertical	Horizontal	Pass
17808.376	-41.40	12.97	-25.0	-16.40	299.00	Vertical	Horizontal	Pass

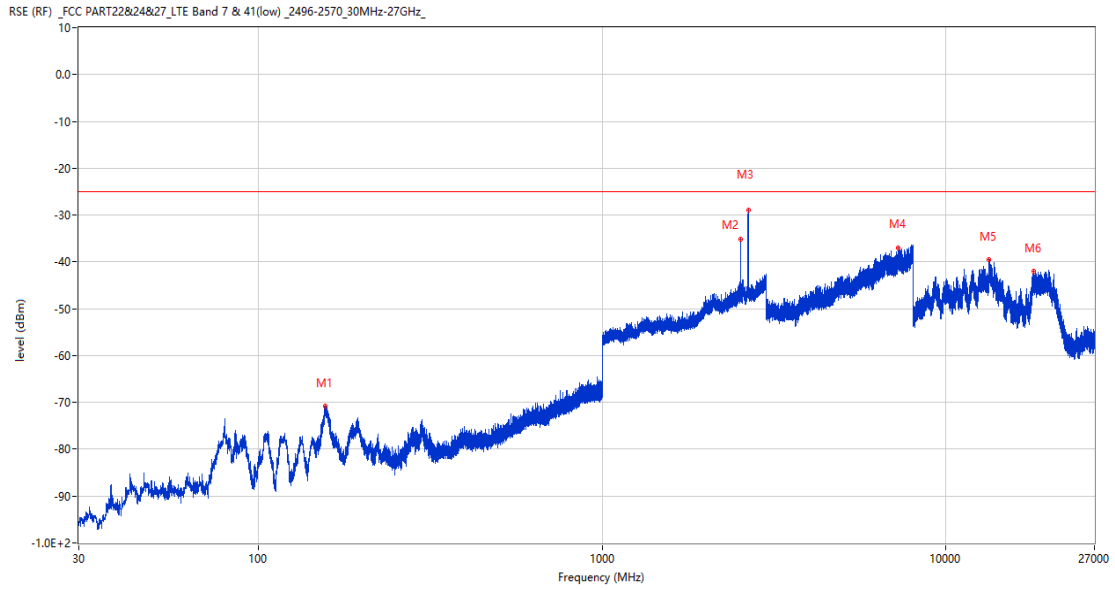
### 11.3 LTE Band 7 BW15, Middle Channel

#### RSE-H&H LTE Band 7 BW15 CH21100



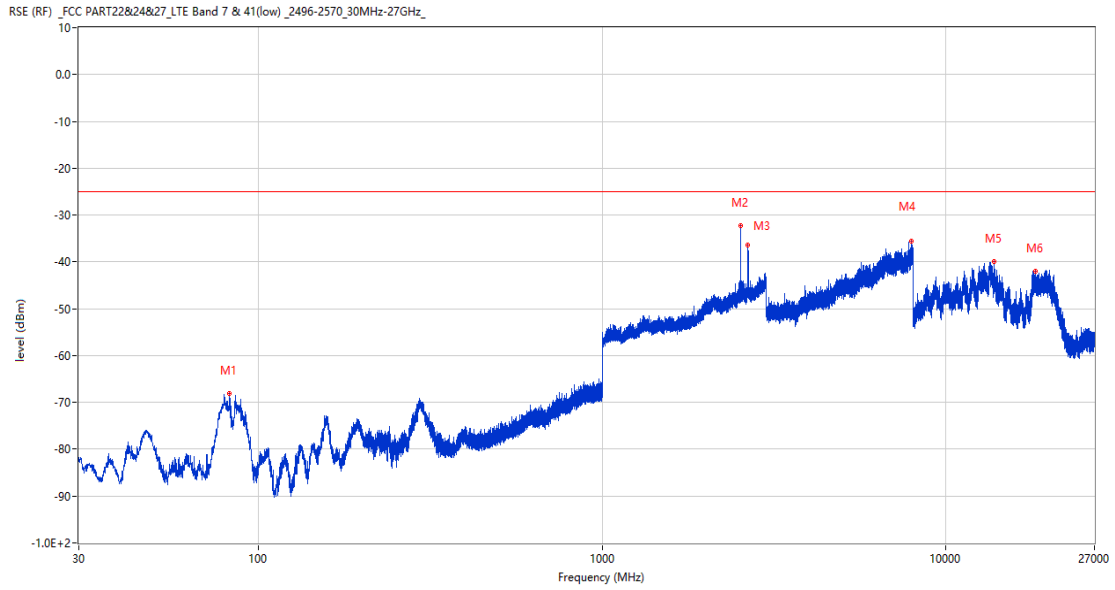
Frequency (MHz)	Result (dBm)	Factor (dB)	PK Limit (dBm)	Over Limit (dB)	Table (o)	ANT	EUT	Verdict
154.742	-72.41	-19.14	-25.0	-47.41	68.00	Horizontal	Horizontal	Pass
2529.600	-36.46	8.85	-25.0	-11.46	158.00	Horizontal	Horizontal	N/A
2657.100	-30.63	8.47	-25.0	-5.63	229.00	Horizontal	Horizontal	N/A
7396.000	-37.11	17.76	-25.0	-12.11	360.00	Horizontal	Horizontal	Pass
13405.200	-39.45	16.90	-25.0	-14.45	119.00	Horizontal	Horizontal	Pass
18015.750	-42.20	12.85	-25.0	-17.20	37.00	Horizontal	Horizontal	Pass

RSE-H&V LTE Band 7 BW15 CH21100



Frequency (MHz)	Result (dBm)	Factor (dB)	PK Limit (dBm)	Over Limit (dB)	Table (o)	ANT	EUT	Verdict
156.536	-70.72	-18.83	-25.0	-45.72	44.00	Horizontal	Vertical	Pass
2529.100	-35.18	8.85	-25.0	-10.18	243.00	Horizontal	Vertical	N/A
2660.300	-28.98	8.60	-25.0	-3.98	65.00	Horizontal	Vertical	N/A
7231.750	-37.03	17.04	-25.0	-12.03	360.00	Horizontal	Vertical	Pass
13340.888	-39.44	16.18	-25.0	-14.44	360.00	Horizontal	Vertical	Pass
17939.364	-41.96	13.83	-25.0	-16.96	196.00	Horizontal	Vertical	Pass

RSE-V&V LTE Band 7 BW15 CH21100

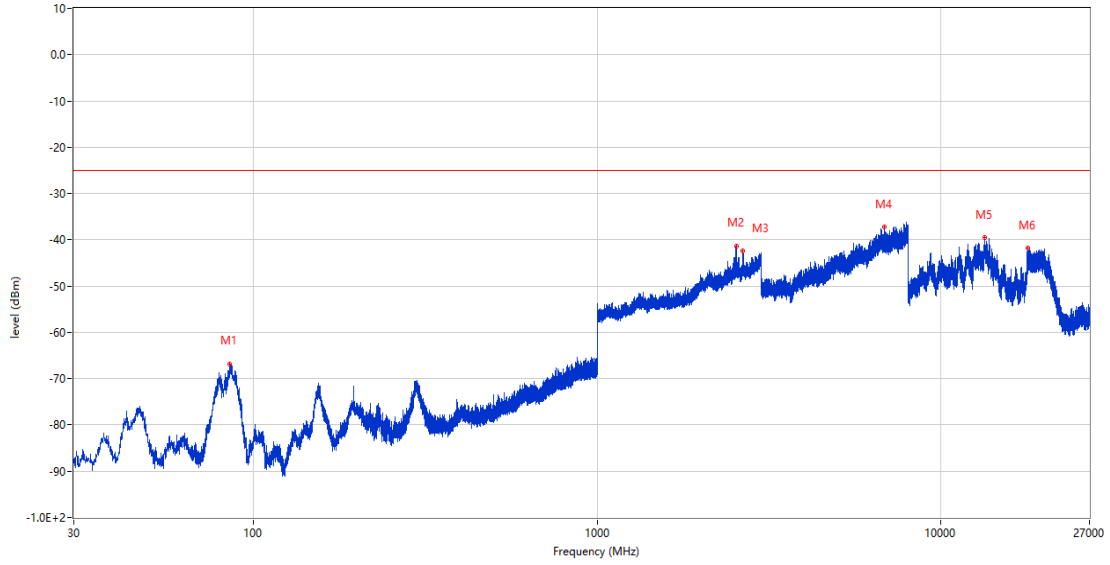


Frequency (MHz)	Result (dBm)	Factor (dB)	PK Limit (dBm)	Over Limit (dB)	Table (o)	ANT	EUT	Verdict
82.331	-68.08	-19.97	-25.0	-43.08	129.00	Vertical	Vertical	Pass
2529.300	-32.23	8.85	-25.0	-7.23	84.00	Vertical	Vertical	N/A
2650.900	-36.35	8.69	-25.0	-11.35	84.00	Vertical	Vertical	N/A
7938.000	-35.66	18.93	-25.0	-10.66	168.00	Vertical	Vertical	Pass
13808.137	-39.91	16.82	-25.0	-14.91	129.00	Vertical	Vertical	Pass
18189.449	-41.98	12.86	-25.0	-16.98	49.00	Vertical	Vertical	Pass



RSE-V&H LTE Band 7 BW15 CH21100

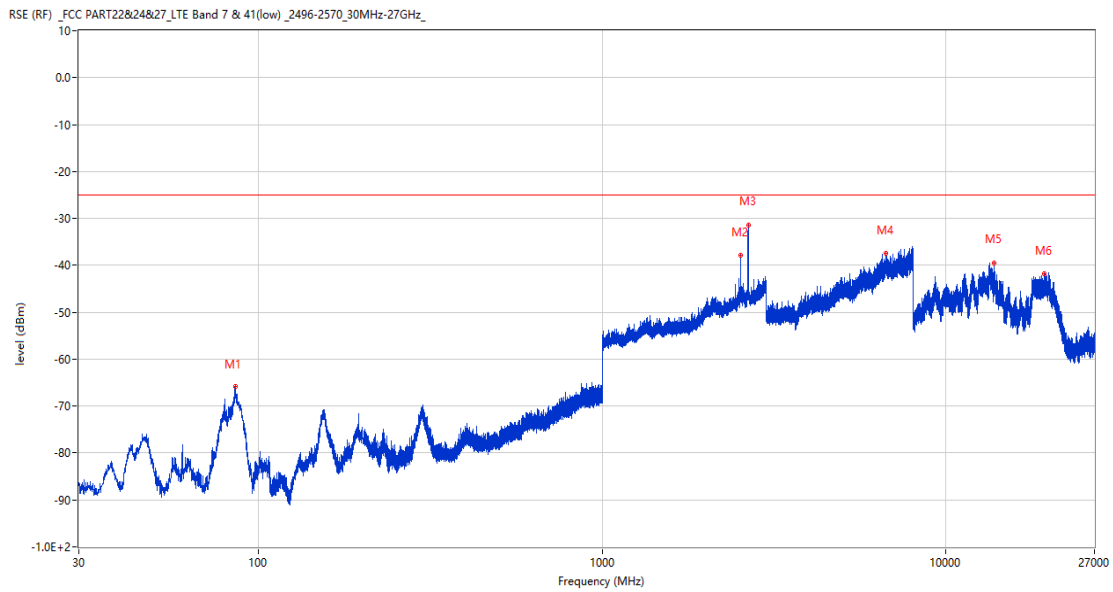
RSE (RF) \_FCC PART22&24&27\_LTE Band 7 & 41(low) \_2496-2570\_30MHz-27GHz\_



Frequency (MHz)	Result (dBm)	Factor (dB)	PK Limit (dBm)	Over Limit (dB)	Table (o)	ANT	EUT	Verdict
85.387	-66.78	-19.84	-25.0	-41.78	149.00	Vertical	Horizontal	Pass
2536.700	-41.29	8.83	-25.0	-16.29	332.00	Vertical	Horizontal	N/A
2654.200	-42.47	8.45	-25.0	-17.47	122.00	Vertical	Horizontal	N/A
6833.500	-37.22	16.36	-25.0	-12.22	3.00	Vertical	Horizontal	Pass
13349.550	-39.54	16.52	-25.0	-14.54	31.00	Vertical	Horizontal	Pass
17906.287	-41.87	13.04	-25.0	-16.87	360.00	Vertical	Horizontal	Pass

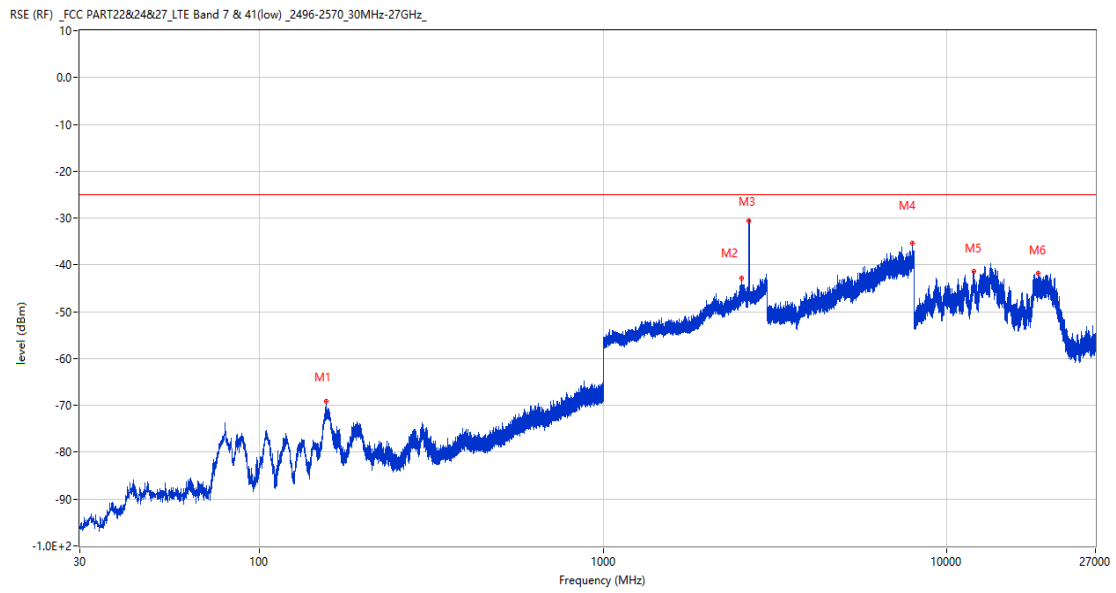
### 11.4 LTE Band 7 BW20, Middle Channel

#### RSE-H&H LTE Band 7 BW20 CH21100



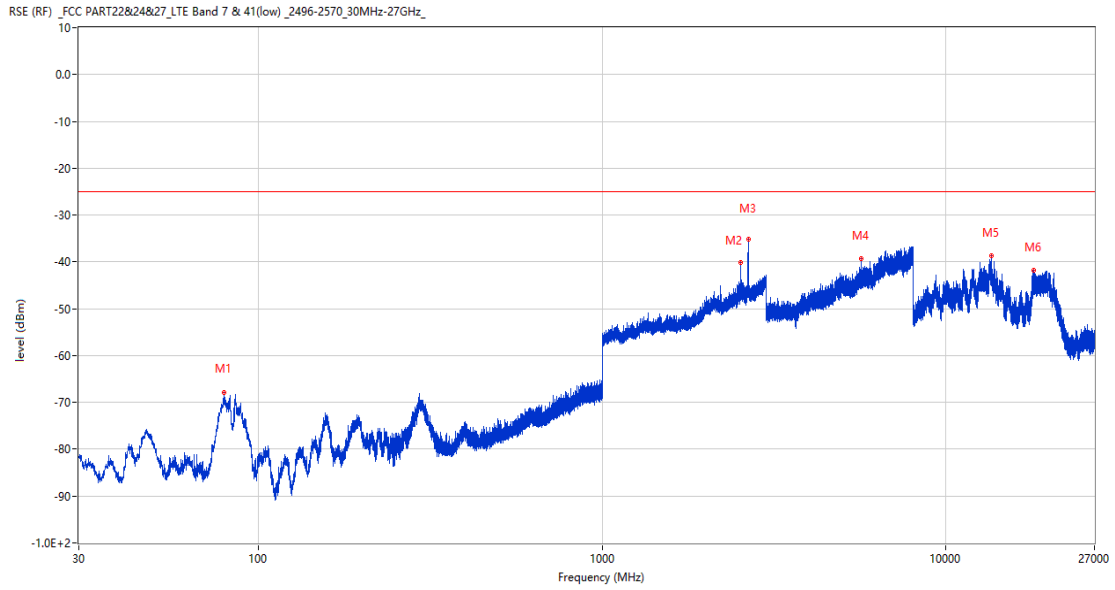
Frequency (MHz)	Result (dBm)	Factor (dB)	PK Limit (dBm)	Over Limit (dB)	Table (o)	ANT	EUT	Verdict
85.775	-65.74	-19.81	-25.0	-40.74	59.00	Horizontal	Horizontal	Pass
2526.800	-37.83	8.86	-25.0	-12.83	171.00	Horizontal	Horizontal	N/A
2659.800	-31.34	8.60	-25.0	-6.34	226.00	Horizontal	Horizontal	N/A
6679.000	-37.44	16.84	-25.0	-12.44	29.00	Horizontal	Horizontal	Pass
13799.474	-39.49	16.97	-25.0	-14.49	99.00	Horizontal	Horizontal	Pass
19339.198	-41.82	12.92	-25.0	-16.82	221.00	Horizontal	Horizontal	Pass

RSE-H&V LTE Band 7 BW20 CH21100



Frequency (MHz)	Result (dBm)	Factor (dB)	PK Limit (dBm)	Over Limit (dB)	Table (o)	ANT	EUT	Verdict
156.488	-69.23	-18.84	-25.0	-44.23	74.00	Horizontal	Vertical	Pass
2526.700	-42.89	8.86	-25.0	-17.89	230.00	Horizontal	Vertical	N/A
2647.900	-30.64	8.68	-25.0	-5.64	140.00	Horizontal	Vertical	N/A
7944.250	-35.30	18.88	-25.0	-10.30	250.00	Horizontal	Vertical	Pass
12000.925	-41.31	13.79	-25.0	-16.31	344.00	Horizontal	Vertical	Pass
18453.600	-41.74	12.87	-25.0	-16.74	185.00	Horizontal	Vertical	Pass

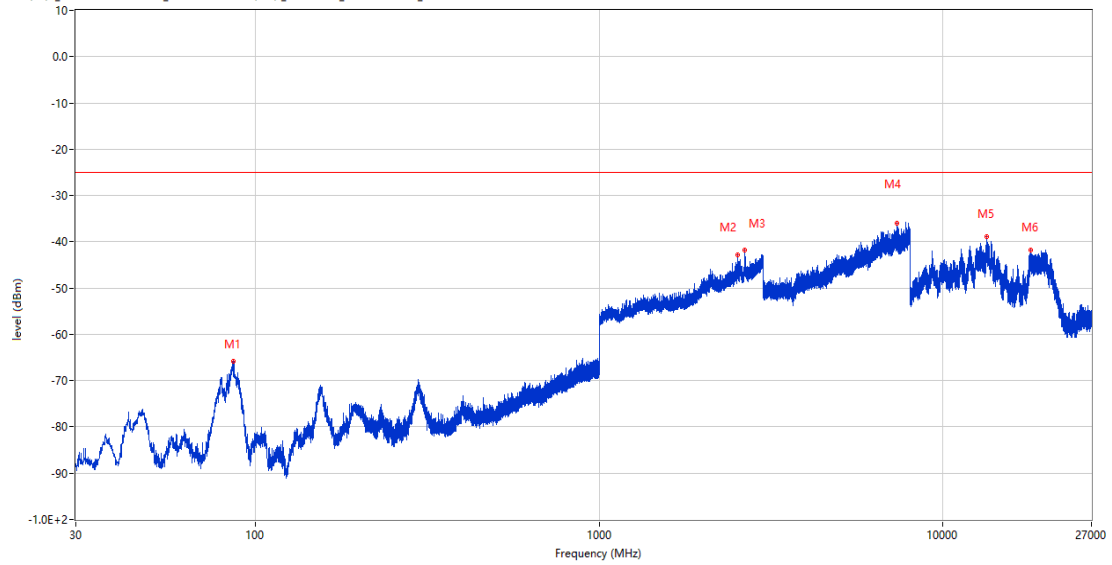
RSE-V&V LTE Band 7 BW20 CH21100



Frequency (MHz)	Result (dBm)	Factor (dB)	PK Limit (dBm)	Over Limit (dB)	Table (o)	ANT	EUT	Verdict
79.470	-67.79	-20.42	-25.0	-42.79	74.00	Vertical	Vertical	Pass
2527.000	-40.20	8.86	-25.0	-15.20	92.00	Vertical	Vertical	N/A
2660.600	-35.07	8.60	-25.0	-10.07	87.00	Vertical	Vertical	N/A
5670.750	-39.35	13.45	-25.0	-14.35	170.00	Vertical	Vertical	Pass
13562.174	-38.62	15.62	-25.0	-13.62	131.00	Vertical	Vertical	Pass
17999.999	-46.36	12.85	-25.0	-21.36	40.00	Vertical	Vertical	Pass

RSE-V&H LTE Band 7 BW20 CH21100

RSE (RF) \_FCC PART22&24&27\_LTE Band 7 & 41(low) \_2496-2570\_30MHz-27GHz\_

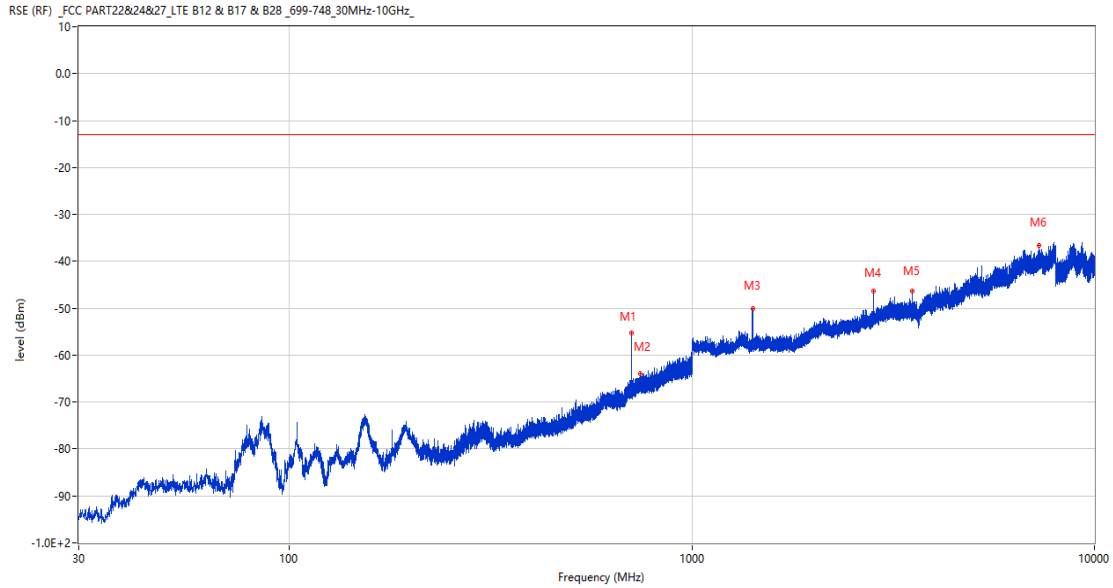


Frequency (MHz)	Result (dBm)	Factor (dB)	PK Limit (dBm)	Over Limit (dB)	Table (o)	ANT	EUT	Verdict
86.406	-65.92	-19.66	-25.0	-40.92	60.00	Vertical	Horizontal	Pass
2526.900	-42.81	8.86	-25.0	-17.81	329.00	Vertical	Horizontal	N/A
2653.200	-41.85	8.54	-25.0	-16.85	57.00	Vertical	Horizontal	N/A
7332.000	-36.05	17.25	-25.0	-11.05	221.00	Vertical	Horizontal	Pass
13377.112	-38.80	16.79	-25.0	-13.80	276.00	Vertical	Horizontal	Pass
18025.200	-41.78	12.85	-25.0	-16.78	39.00	Vertical	Horizontal	Pass

## 12 LTE Band 12

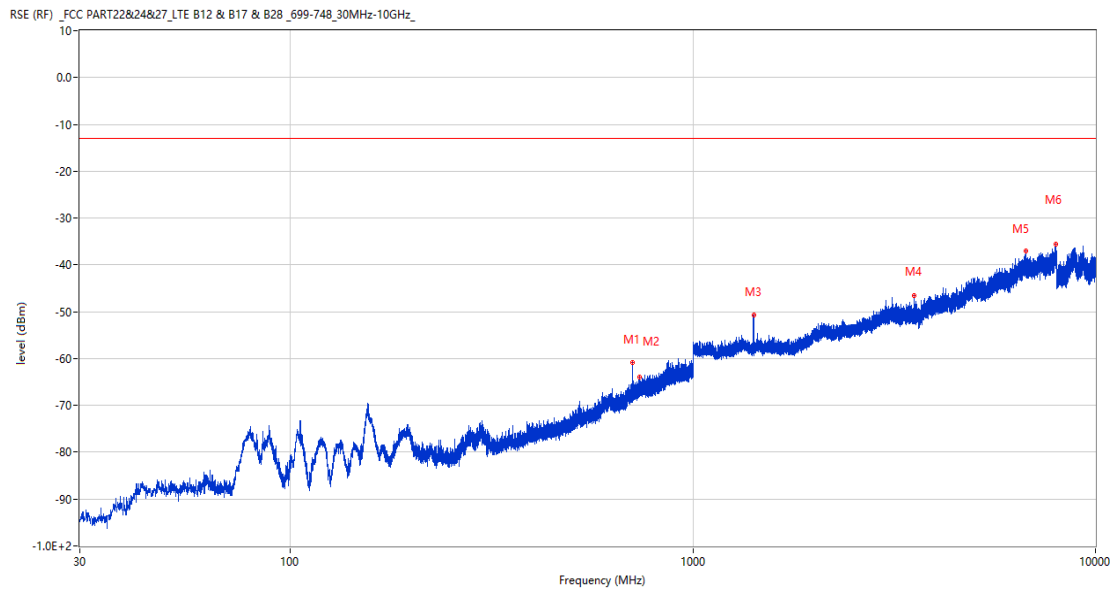
### 12.1 LTE Band 12 BW1.4, Middle Channel

RSE-H&H LTE Band 12 BW1.4 CH23095



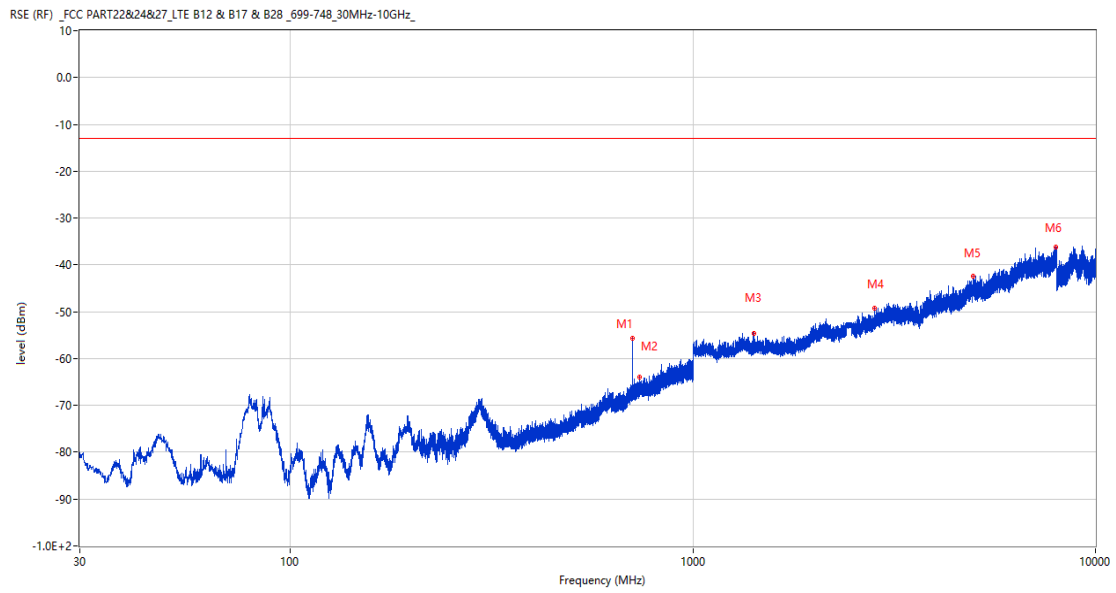
Frequency (MHz)	Result (dBm)	Factor (dB)	PK Limit (dBm)	Over Limit (dB)	Table (o)	ANT	EUT	Verdict
707.060	-55.23	3.37	-13.0	-42.23	81.00	Horizontal	Horizontal	N/A
743.774	-64.00	4.41	-13.0	-51.00	114.00	Horizontal	Horizontal	N/A
1415.000	-50.14	-3.37	-13.0	-37.14	34.00	Horizontal	Horizontal	Pass
2828.900	-46.41	3.21	-13.0	-33.41	133.00	Horizontal	Horizontal	Pass
3535.750	-46.26	6.81	-13.0	-33.26	3.00	Horizontal	Horizontal	Pass
7273.250	-36.56	17.14	-13.0	-23.56	203.00	Horizontal	Horizontal	Pass

RSE-H&V LTE Band 12 BW1.4 CH23095



Frequency (MHz)	Result (dBm)	Factor (dB)	PK Limit (dBm)	Over Limit (dB)	Table (o)	ANT	EUT	Verdict
707.060	-60.76	3.37	-13.0	-47.76	187.00	Horizontal	Vertical	N/A
738.488	-63.86	4.39	-13.0	-50.86	187.00	Horizontal	Vertical	N/A
1414.700	-50.73	-3.34	-13.0	-37.73	213.00	Horizontal	Vertical	Pass
3540.500	-46.59	6.91	-13.0	-33.59	220.00	Horizontal	Vertical	Pass
6705.250	-36.99	16.73	-13.0	-23.99	349.00	Horizontal	Vertical	Pass
7969.500	-35.48	18.07	-13.0	-22.48	188.00	Horizontal	Vertical	Pass

RSE-V&V LTE Band 12 BW1.4 CH23095

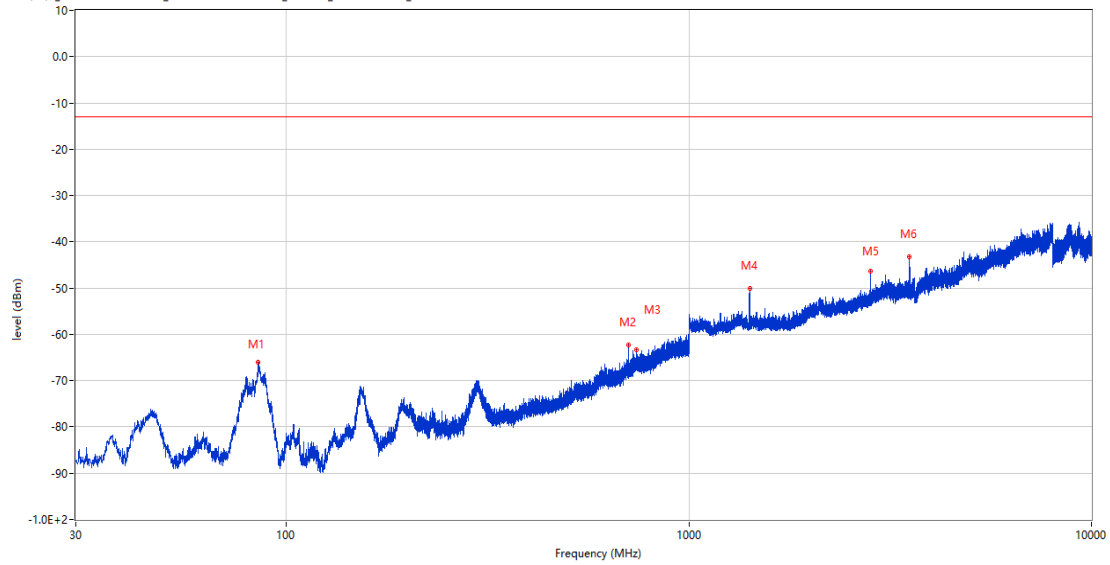


Frequency (MHz)	Result (dBm)	Factor (dB)	PK Limit (dBm)	Over Limit (dB)	Table (o)	ANT	EUT	Verdict
707.060	-55.69	3.37	-13.0	-42.69	321.00	Vertical	Vertical	N/A
737.712	-64.02	4.36	-13.0	-51.02	174.00	Vertical	Vertical	N/A
1415.100	-54.94	-3.38	-13.0	-41.94	256.00	Vertical	Vertical	Pass
2829.200	-49.33	3.19	-13.0	-36.33	153.00	Vertical	Vertical	Pass
4968.750	-42.45	13.53	-13.0	-29.45	91.00	Vertical	Vertical	Pass
7978.750	-36.16	18.12	-13.0	-23.16	219.00	Vertical	Vertical	Pass



RSE-V&H LTE Band 12 BW1.4 CH23095

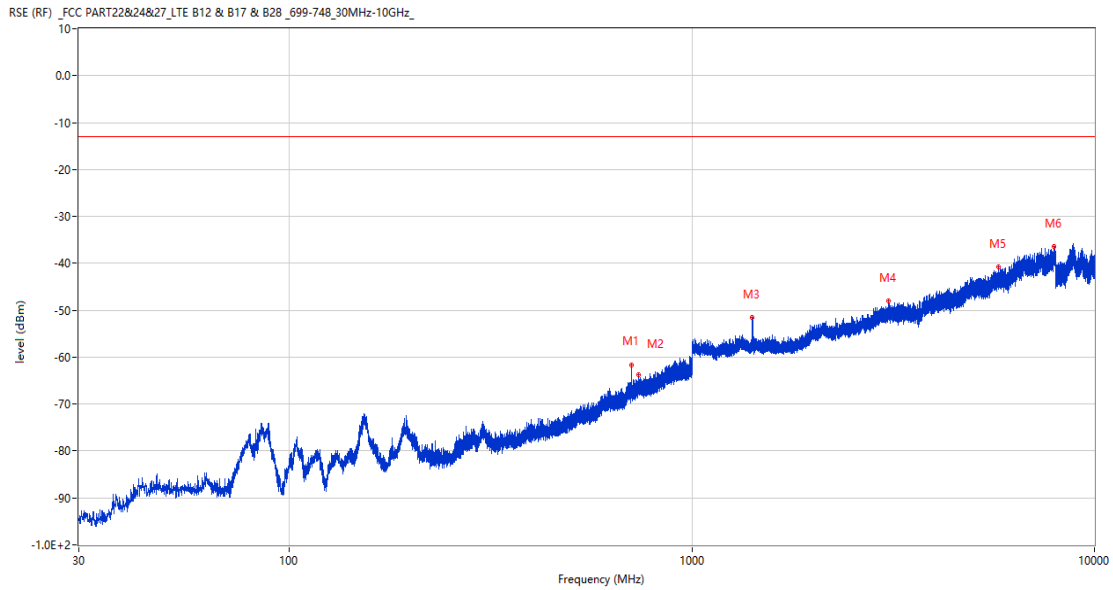
RSE (RF) \_FCC PART22&24&27\_LTE B12 & B17 & B28\_699-748\_30MHz-10GHz\_



Frequency (MHz)	Result (dBm)	Factor (dB)	PK Limit (dBm)	Over Limit (dB)	Table (o)	ANT	EUT	Verdict
85.048	-65.97	-18.56	-13.0	-52.97	63.00	Vertical	Horizontal	Pass
707.011	-62.22	3.36	-13.0	-49.22	52.00	Vertical	Horizontal	N/A
741.010	-63.40	4.44	-13.0	-50.40	2.00	Vertical	Horizontal	N/A
1414.900	-50.05	-3.36	-13.0	-37.05	1.00	Vertical	Horizontal	Pass
2828.900	-46.30	3.21	-13.0	-33.30	165.00	Vertical	Horizontal	Pass
3536.000	-43.22	6.79	-13.0	-30.22	158.00	Vertical	Horizontal	Pass

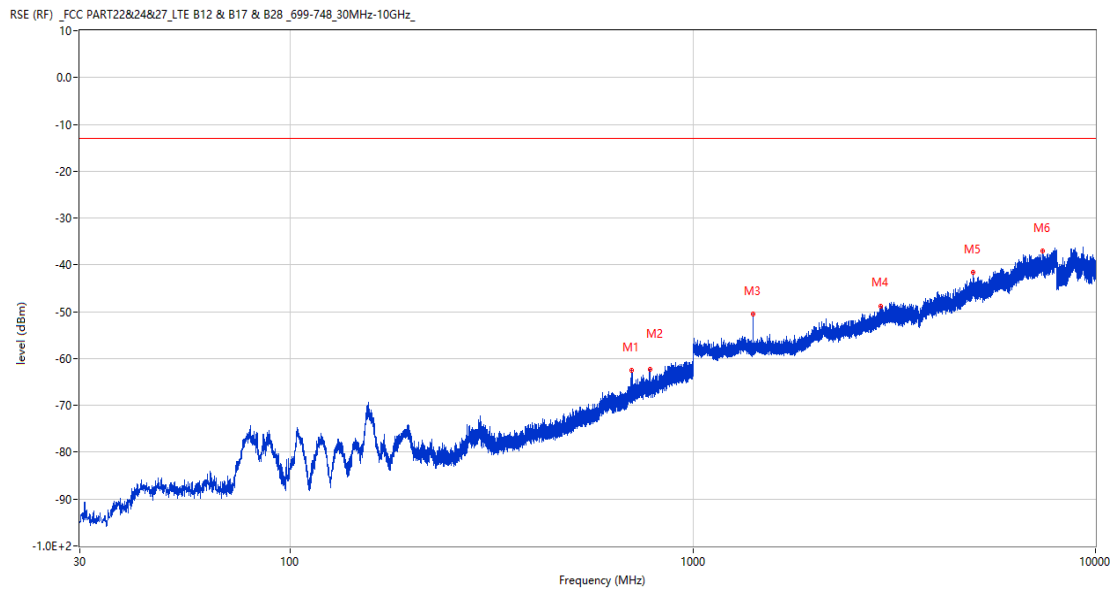
## 12.2 LTE Band 12 BW3, Middle Channel

RSE-H&H LTE Band 12 BW3 CH23095



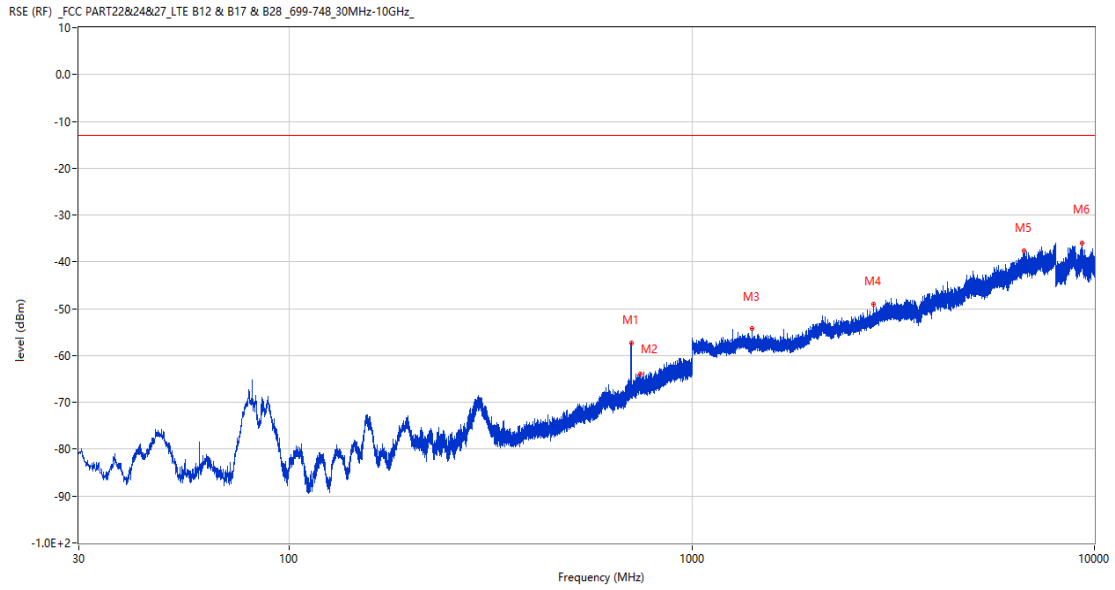
Frequency (MHz)	Result (dBm)	Factor (dB)	PK Limit (dBm)	Over Limit (dB)	Table (o)	ANT	EUT	Verdict
707.060	-61.71	3.37	-13.0	-48.71	61.00	Horizontal	Horizontal	N/A
735.772	-63.82	4.28	-13.0	-50.82	78.00	Horizontal	Horizontal	N/A
1414.500	-52.37	-3.32	-13.0	-39.37	37.00	Horizontal	Horizontal	Pass
3077.500	-47.98	6.59	-13.0	-34.98	21.00	Horizontal	Horizontal	Pass
5785.500	-40.75	14.12	-13.0	-27.75	169.00	Horizontal	Horizontal	Pass
7941.250	-36.31	18.96	-13.0	-23.31	201.00	Horizontal	Horizontal	Pass

RSE-H&V LTE Band 12 BW3 CH23095



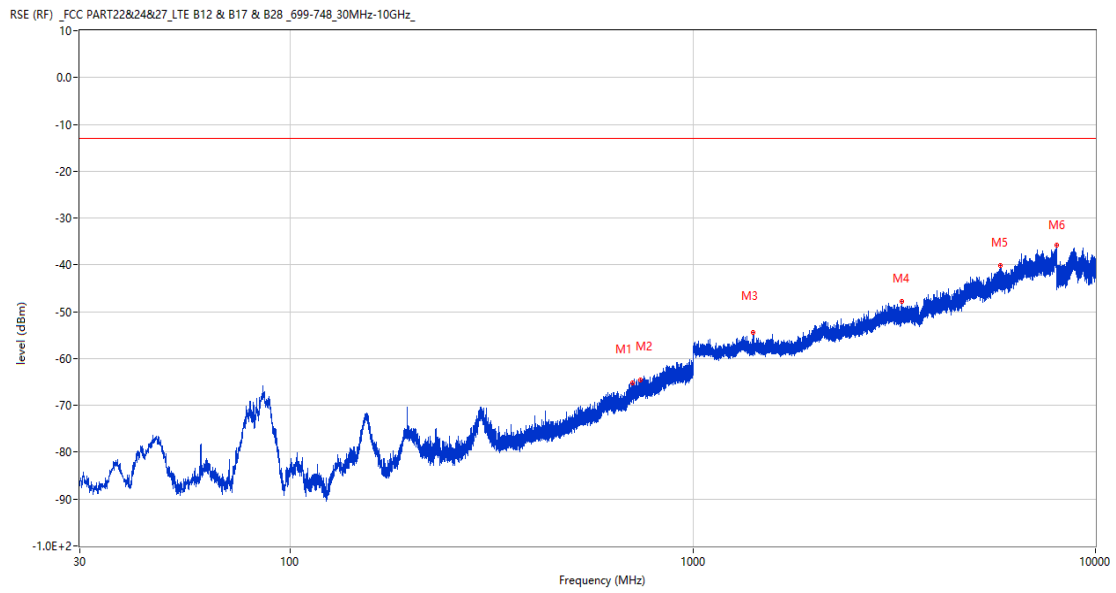
Frequency (MHz)	Result (dBm)	Factor (dB)	PK Limit (dBm)	Over Limit (dB)	Table (o)	ANT	EUT	Verdict
706.235	-62.59	3.35	-13.0	-49.59	181.00	Horizontal	Vertical	N/A
781.071	-62.28	4.40	-13.0	-49.28	110.00	Horizontal	Vertical	Pass
1413.200	-50.56	-3.43	-13.0	-37.56	210.00	Horizontal	Vertical	Pass
2929.900	-48.85	4.22	-13.0	-35.85	278.00	Horizontal	Vertical	Pass
4961.750	-41.52	13.13	-13.0	-28.52	91.00	Horizontal	Vertical	Pass
7380.500	-37.10	17.53	-13.0	-24.10	91.00	Horizontal	Vertical	Pass

RSE-V&V LTE Band 12 BW3 CH23095



Frequency (MHz)	Result (dBm)	Factor (dB)	PK Limit (dBm)	Over Limit (dB)	Table (o)	ANT	EUT	Verdict
706.284	-57.35	3.35	-13.0	-44.35	304.00	Vertical	Vertical	N/A
742.998	-63.96	4.42	-13.0	-50.96	184.00	Vertical	Vertical	N/A
1413.100	-54.24	-3.43	-13.0	-41.24	39.00	Vertical	Vertical	Pass
2825.500	-49.03	3.32	-13.0	-36.03	173.00	Vertical	Vertical	Pass
6686.250	-37.70	17.03	-13.0	-24.70	75.00	Vertical	Vertical	Pass
9312.800	-36.01	19.63	-13.0	-23.01	276.00	Vertical	Vertical	Pass

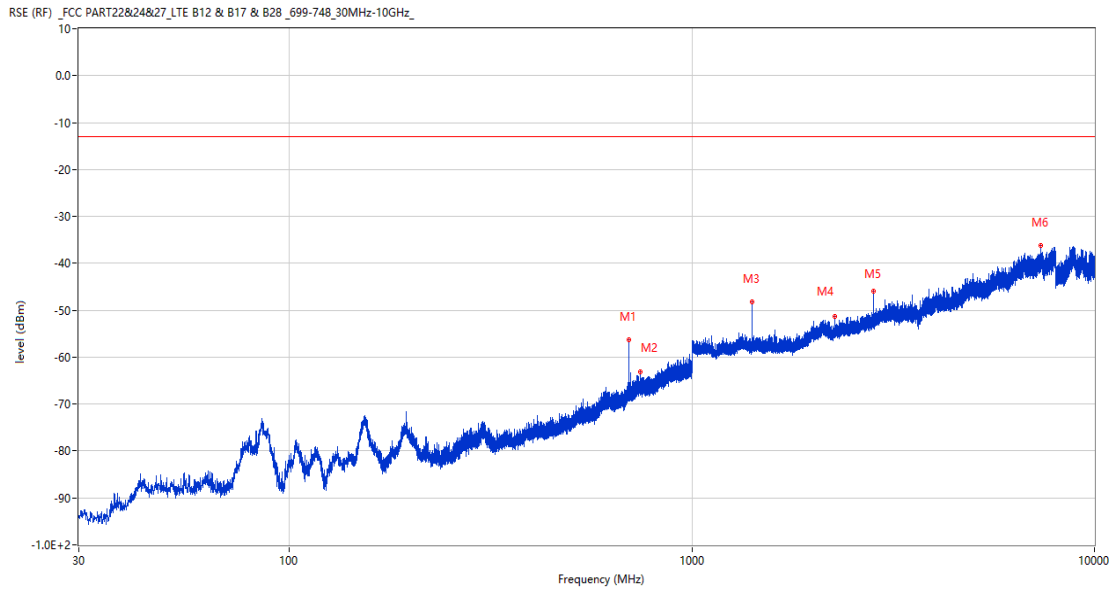
RSE-V&H LTE Band 12 BW3 CH23095



Frequency (MHz)	Result (dBm)	Factor (dB)	PK Limit (dBm)	Over Limit (dB)	Table (o)	ANT	EUT	Verdict
707.109	-65.27	3.37	-13.0	-52.27	1.00	Vertical	Horizontal	N/A
740.865	-64.64	4.44	-13.0	-51.64	19.00	Vertical	Horizontal	N/A
1414.400	-54.51	-3.33	-13.0	-41.51	207.00	Vertical	Horizontal	Pass
3310.250	-47.76	6.38	-13.0	-34.76	301.00	Vertical	Horizontal	Pass
5814.000	-40.07	14.65	-13.0	-27.07	317.00	Vertical	Horizontal	Pass
7995.000	-35.88	18.75	-13.0	-22.88	254.00	Vertical	Horizontal	Pass

### 12.3 LTE Band 12 BW5, Middle Channel

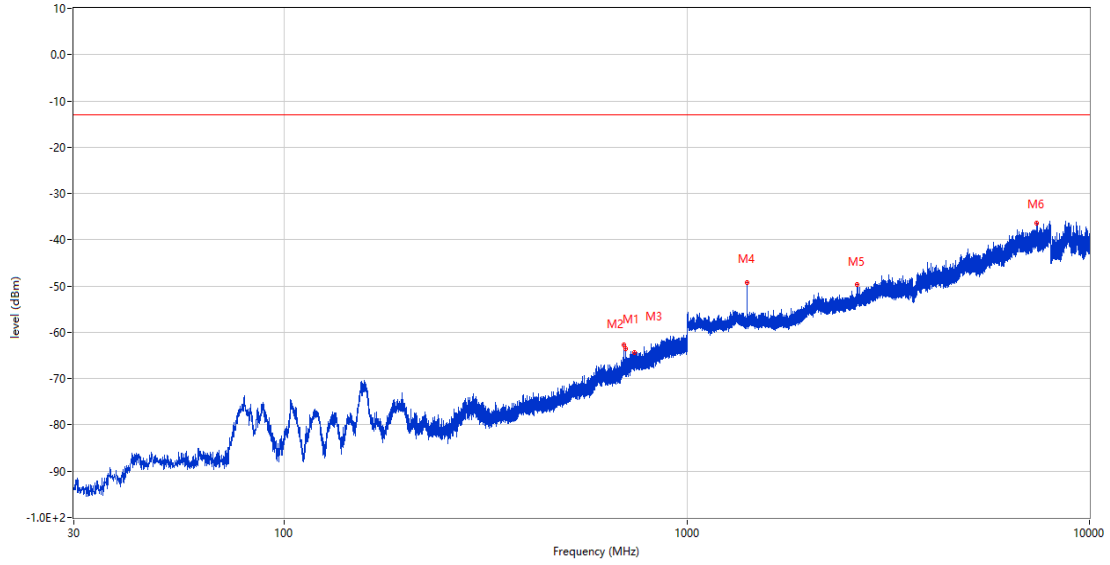
RSE-H&H LTE Band 12 BW5 CH23095



Frequency (MHz)	Result (dBm)	Factor (dB)	PK Limit (dBm)	Over Limit (dB)	Table (o)	ANT	EUT	Verdict
696.681	-56.22	3.10	-13.0	-43.22	61.00	Horizontal	Horizontal	N/A
743.289	-63.23	4.42	-13.0	-50.23	148.00	Horizontal	Horizontal	N/A
1411.600	-48.26	-3.37	-13.0	-35.26	38.00	Horizontal	Horizontal	Pass
2268.400	-51.37	-0.44	-13.0	-38.37	56.00	Horizontal	Horizontal	Pass
2822.100	-45.99	3.28	-13.0	-32.99	195.00	Horizontal	Horizontal	Pass
7341.000	-36.28	17.12	-13.0	-23.28	360.00	Horizontal	Horizontal	Pass

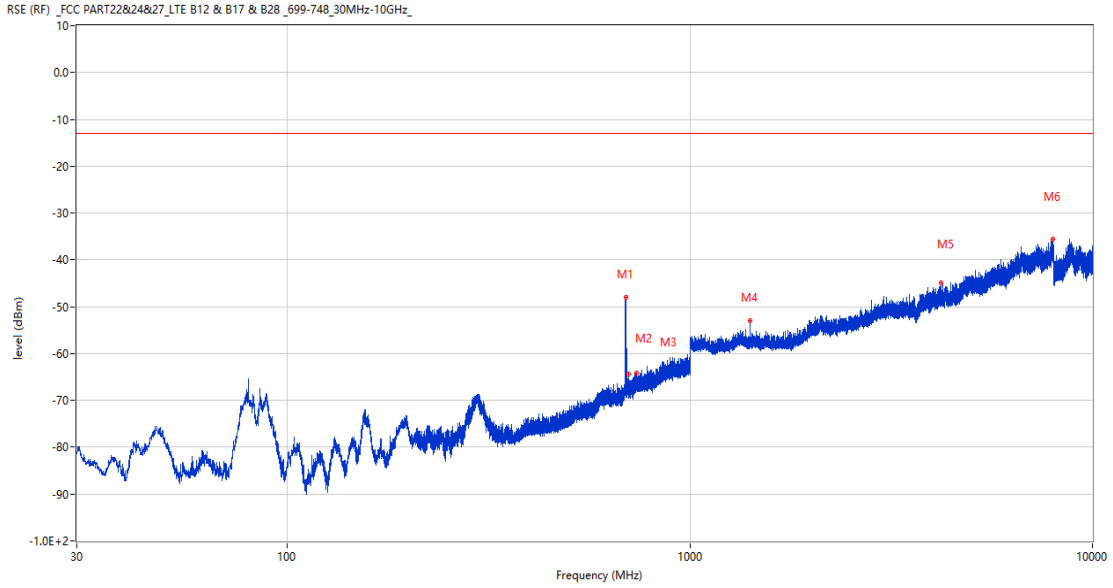
RSE-H&V LTE Band 12 BW5 CH23095

RSE (RF) \_FCC PART22&24&27\_LTE B12 & B17 & B28\_699-748\_30MHz-10GHz\_



Frequency (MHz)	Result (dBm)	Factor (dB)	PK Limit (dBm)	Over Limit (dB)	Table (o)	ANT	EUT	Verdict
696.729	-62.79	3.10	-13.0	-49.79	352.00	Horizontal	Vertical	N/A
705.993	-63.51	3.34	-13.0	-50.51	10.00	Horizontal	Vertical	N/A
742.077	-64.36	4.43	-13.0	-51.36	307.00	Horizontal	Vertical	Pass
1411.400	-49.31	-3.39	-13.0	-36.31	212.00	Horizontal	Vertical	Pass
2651.700	-49.70	2.34	-13.0	-36.70	157.00	Horizontal	Vertical	Pass
7411.750	-36.34	18.12	-13.0	-23.34	360.00	Horizontal	Vertical	Pass

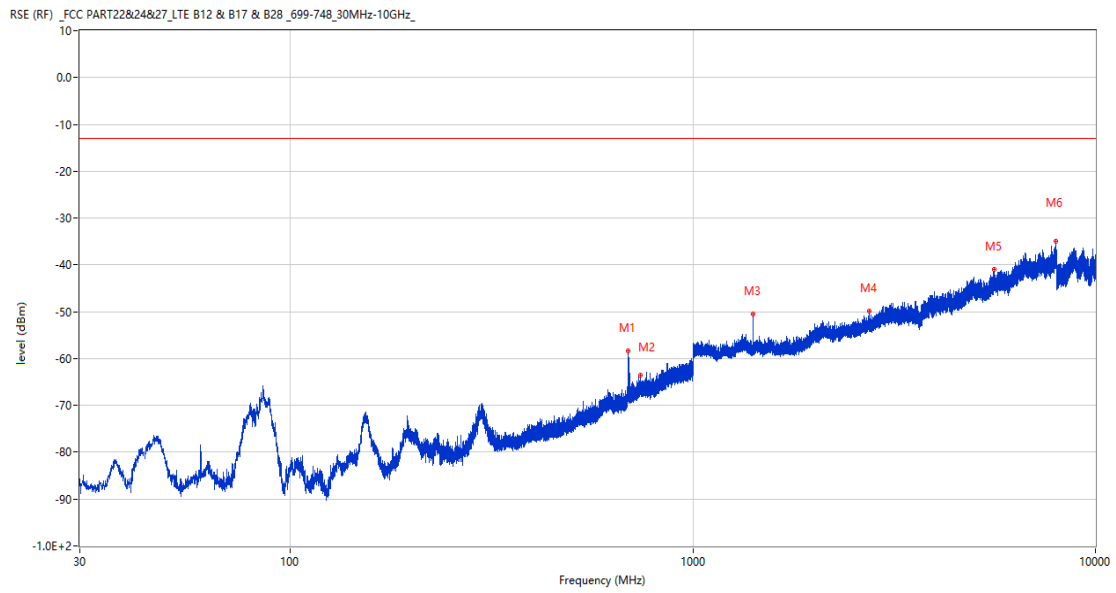
RSE-V&V LTE Band 12 BW5 CH23095



Frequency (MHz)	Result (dBm)	Factor (dB)	PK Limit (dBm)	Over Limit (dB)	Table (o)	ANT	EUT	Verdict
692.898	-48.11	2.97	-13.0	-35.11	316.00	Vertical	Vertical	N/A
705.411	-64.44	3.33	-13.0	-51.44	179.00	Vertical	Vertical	N/A
738.828	-64.19	4.40	-13.0	-51.19	142.00	Vertical	Vertical	N/A
1411.500	-52.95	-3.38	-13.0	-39.95	34.00	Vertical	Vertical	Pass
4208.750	-44.92	11.01	-13.0	-31.92	106.00	Vertical	Vertical	Pass
7980.750	-35.51	18.11	-13.0	-22.51	300.00	Vertical	Vertical	Pass



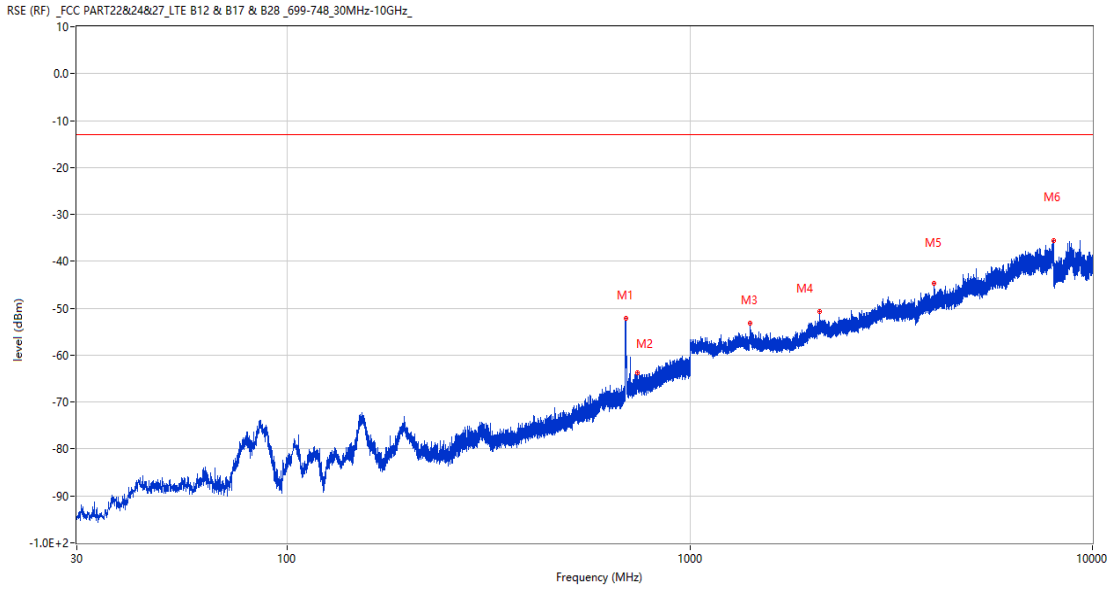
RSE-V&H LTE Band 12 BW5 CH23095



Frequency (MHz)	Result (dBm)	Factor (dB)	PK Limit (dBm)	Over Limit (dB)	Table (o)	ANT	EUT	Verdict
691.831	-58.36	2.94	-13.0	-45.36	349.00	Vertical	Horizontal	N/A
741.980	-63.61	4.43	-13.0	-50.61	104.00	Vertical	Horizontal	N/A
1411.600	-50.45	-3.37	-13.0	-37.45	105.00	Vertical	Horizontal	Pass
2735.800	-49.92	3.04	-13.0	-36.92	360.00	Vertical	Horizontal	Pass
5595.000	-40.90	13.67	-13.0	-27.90	30.00	Vertical	Horizontal	Pass
7975.750	-35.02	18.11	-13.0	-22.02	286.00	Vertical	Horizontal	Pass

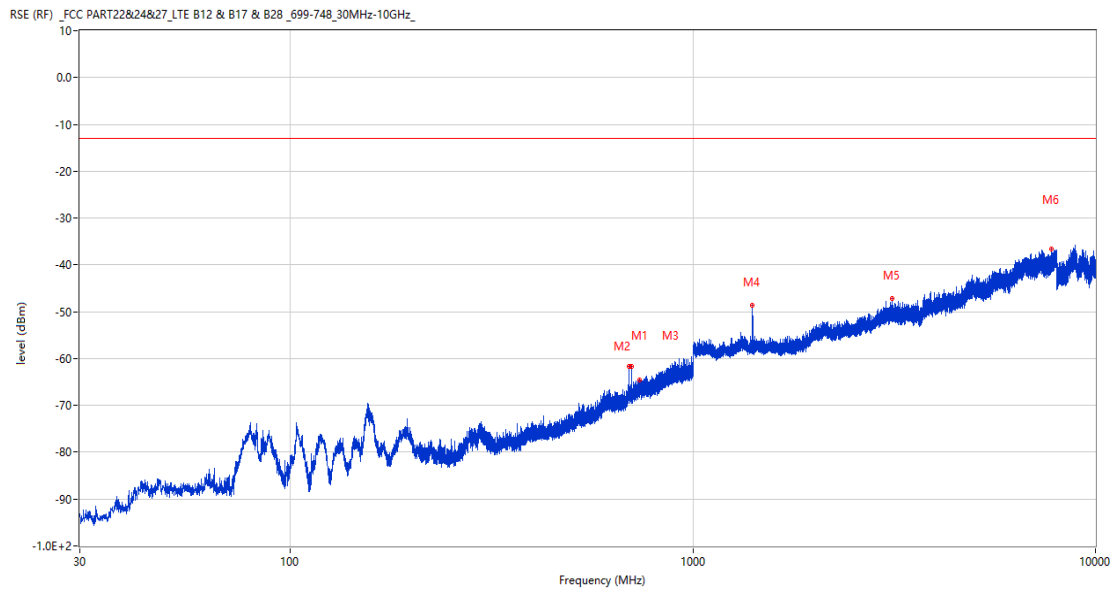
## 12.4 LTE Band 12 BW10, Middle Channel

RSE-H&H LTE Band 12 BW10 CH23095



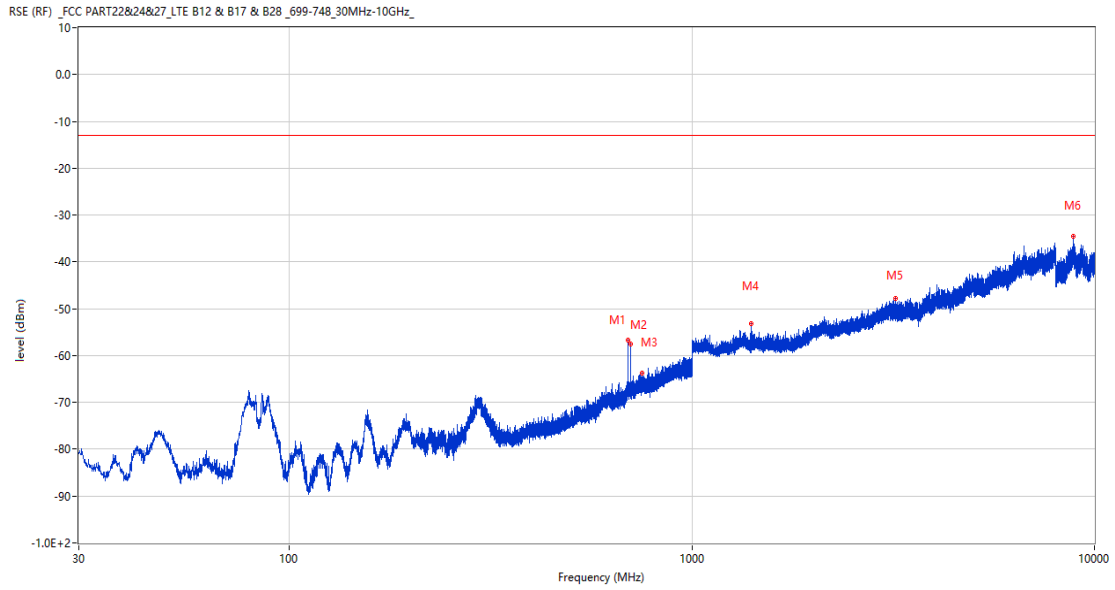
Frequency (MHz)	Result (dBm)	Factor (dB)	PK Limit (dBm)	Over Limit (dB)	Table (o)	ANT	EUT	Verdict
693.431	-52.25	2.99	-13.0	-39.25	55.00	Horizontal	Horizontal	N/A
739.894	-63.76	4.44	-13.0	-50.76	211.00	Horizontal	Horizontal	N/A
1411.400	-53.28	-3.39	-13.0	-40.28	1.00	Horizontal	Horizontal	Pass
2104.600	-50.75	0.14	-13.0	-37.75	347.00	Horizontal	Horizontal	Pass
4044.750	-44.72	10.43	-13.0	-31.72	350.00	Horizontal	Horizontal	Pass
7995.250	-35.57	18.76	-13.0	-22.57	94.00	Horizontal	Horizontal	Pass

RSE-H&V LTE Band 12 BW10 CH23095



Frequency (MHz)	Result (dBm)	Factor (dB)	PK Limit (dBm)	Over Limit (dB)	Table (o)	ANT	EUT	Verdict
694.110	-61.67	3.01	-13.0	-48.67	196.00	Horizontal	Vertical	N/A
703.131	-61.70	3.28	-13.0	-48.70	196.00	Horizontal	Vertical	N/A
738.585	-64.50	4.39	-13.0	-51.50	211.00	Horizontal	Vertical	N/A
1406.900	-51.34	-3.41	-13.0	-38.34	360.00	Horizontal	Vertical	Pass
3129.500	-47.26	7.00	-13.0	-34.26	0.00	Horizontal	Vertical	Pass
7765.750	-36.69	17.68	-13.0	-23.69	349.00	Horizontal	Vertical	Pass

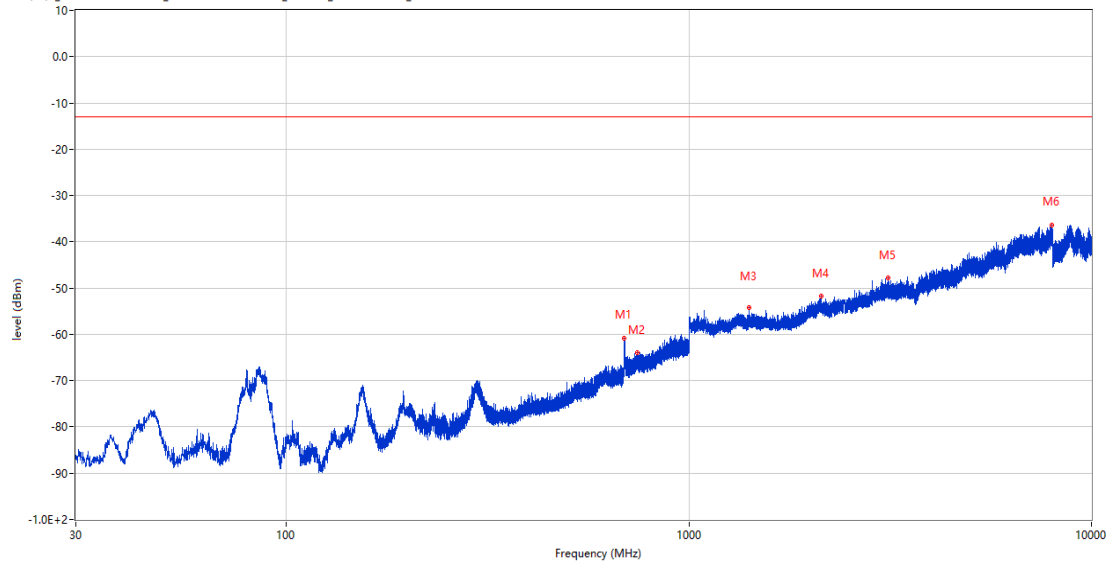
RSE-V&V LTE Band 12 BW10 CH23095



Frequency (MHz)	Result (dBm)	Factor (dB)	PK Limit (dBm)	Over Limit (dB)	Table (o)	ANT	EUT	Verdict
694.305	-56.60	3.02	-13.0	-43.60	167.00	Vertical	Vertical	N/A
703.131	-57.45	3.28	-13.0	-44.45	315.00	Vertical	Vertical	N/A
750.904	-63.72	4.34	-13.0	-50.72	173.00	Vertical	Vertical	N/A
1406.700	-53.28	-3.42	-13.0	-40.28	109.00	Vertical	Vertical	Pass
3206.500	-47.88	6.11	-13.0	-34.88	187.00	Vertical	Vertical	Pass
8853.300	-34.64	20.32	-13.0	-21.64	278.00	Vertical	Vertical	Pass

RSE-V&H LTE Band 12 BW10 CH23095

RSE (RF) \_FCC PART22&24&27\_LTE B12 & B17 & B28\_699-748\_30MHz-10GHz\_

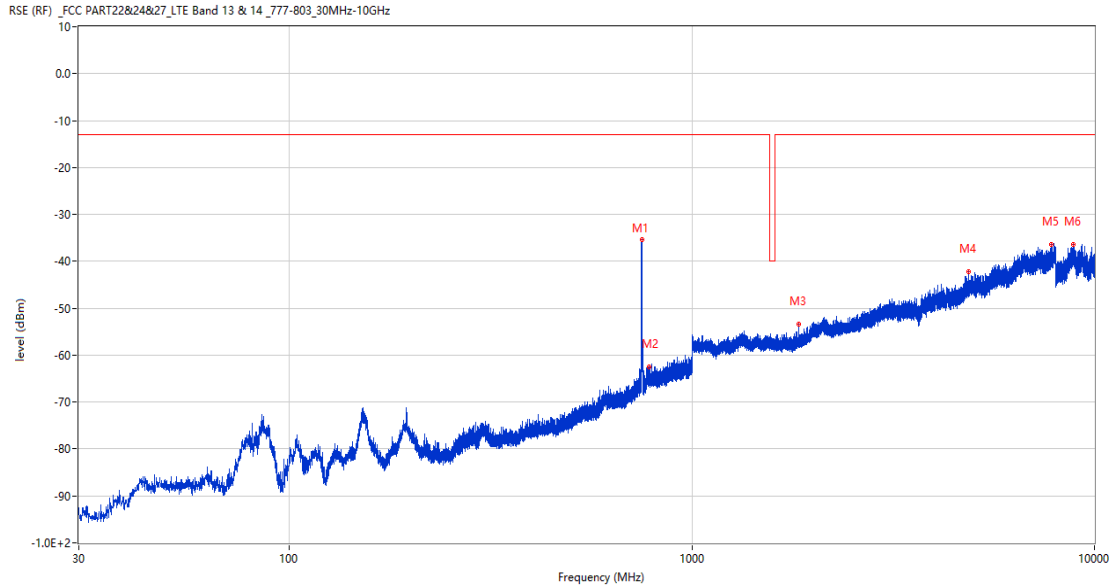


Frequency (MHz)	Result (dBm)	Factor (dB)	PK Limit (dBm)	Over Limit (dB)	Table (o)	ANT	EUT	Verdict
692.122	-60.91	2.95	-13.0	-47.91	359.00	Vertical	Horizontal	N/A
743.193	-64.05	4.42	-13.0	-51.05	243.00	Vertical	Horizontal	N/A
1410.400	-54.28	-3.39	-13.0	-41.28	104.00	Vertical	Horizontal	Pass
2128.000	-51.77	-0.32	-13.0	-38.77	128.00	Vertical	Horizontal	Pass
3119.500	-47.83	6.55	-13.0	-34.83	78.00	Vertical	Horizontal	Pass
7976.000	-36.50	18.14	-13.0	-23.50	271.00	Vertical	Horizontal	Pass

### 13 LTE Band 13

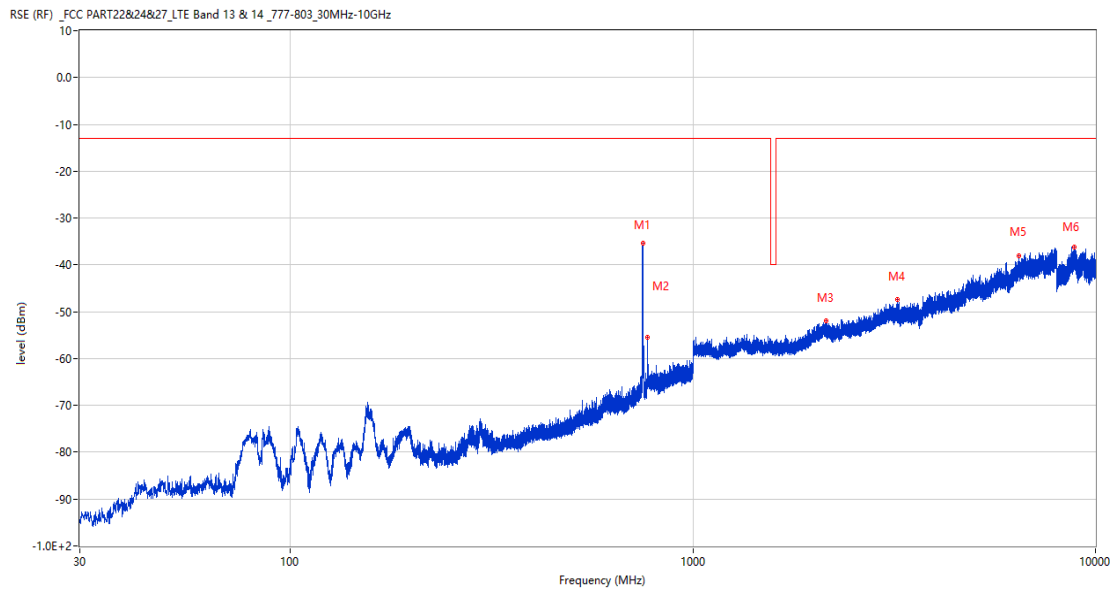
### 13.1 LTE Band 13 BW5, Middle Channel

RSE-H&H LTE Band 13 BW5 CH23230



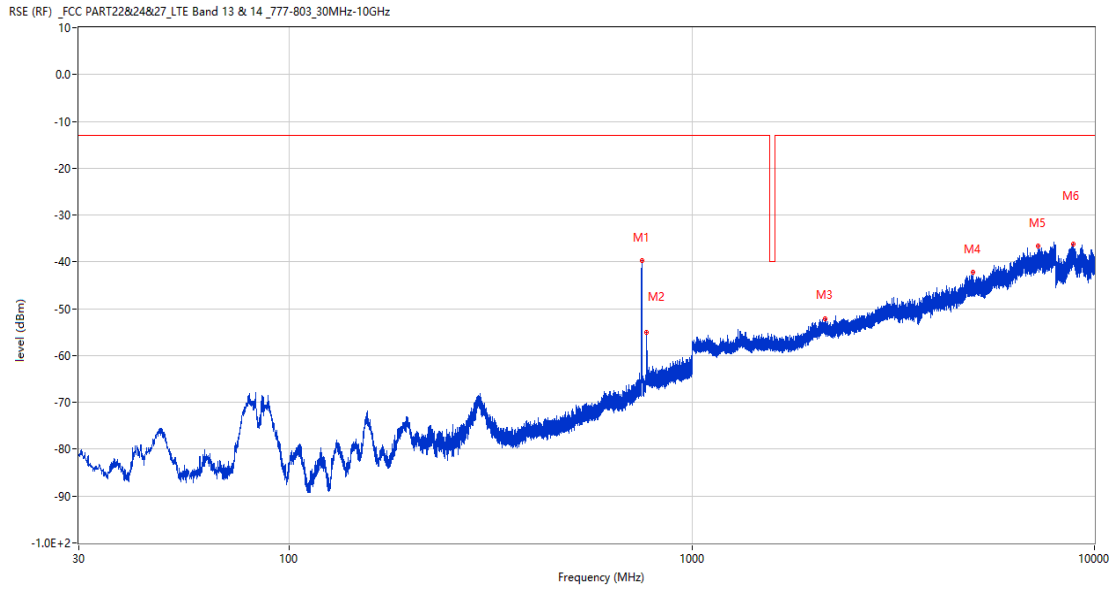
Frequency (MHz)	Result (dBm)	Factor (dB)	PK Limit (dBm)	Over Limit (dB)	Table (o)	ANT	EUT	Verdict
752.262	-35.44	3.31	-13.0	-22.44	253.00	Horizontal	Horizontal	N/A
782.671	-62.60	5.90	-13.0	-49.60	326.00	Horizontal	Horizontal	N/A
1843.000	-53.47	-3.29	-13.0	-40.47	0.00	Horizontal	Horizontal	Pass
4876.750	-42.31	12.60	-13.0	-29.31	0.00	Horizontal	Horizontal	Pass
7805.750	-36.45	18.07	-13.0	-23.45	1.00	Horizontal	Horizontal	Pass
8856.700	-36.48	20.28	-13.0	-23.48	192.00	Horizontal	Horizontal	Pass

RSE-H&V LTE Band 13 BW5 CH23230



Frequency (MHz)	Result (dBm)	Factor (dB)	PK Limit (dBm)	Over Limit (dB)	Table (o)	ANT	EUT	Verdict
752.601	-35.44	3.30	-13.0	-22.44	78.00	Horizontal	Vertical	N/A
771.856	-55.50	5.47	-13.0	-42.50	95.00	Horizontal	Vertical	N/A
2146.800	-51.94	-0.06	-13.0	-38.94	64.00	Horizontal	Vertical	Pass
3214.000	-47.38	5.97	-13.0	-34.38	348.00	Horizontal	Vertical	Pass
6451.250	-38.13	16.85	-13.0	-25.13	348.00	Horizontal	Vertical	Pass
8854.799	-36.20	20.30	-13.0	-23.20	57.00	Horizontal	Vertical	Pass

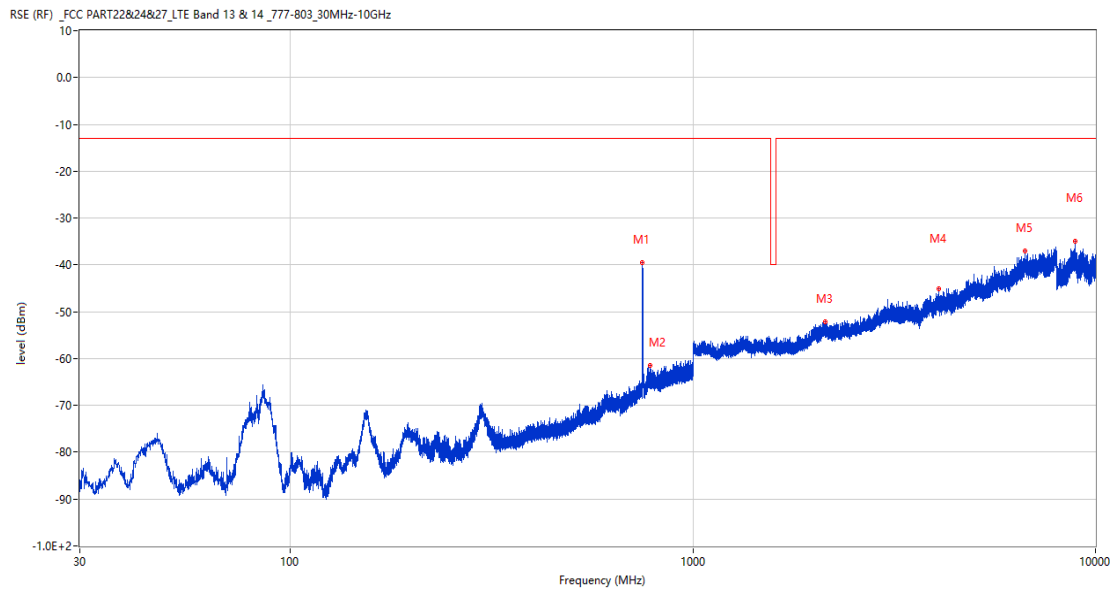
RSE-V&V LTE Band 13 BW5 CH23230



Frequency (MHz)	Result (dBm)	Factor (dB)	PK Limit (dBm)	Over Limit (dB)	Table (o)	ANT	EUT	Verdict
751.098	-39.69	3.31	-13.0	-26.69	167.00	Vertical	Vertical	N/A
771.807	-55.04	5.45	-13.0	-42.04	360.00	Vertical	Vertical	N/A
2140.100	-52.14	-0.16	-13.0	-39.14	151.00	Vertical	Vertical	Pass
4985.250	-42.20	13.22	-13.0	-29.20	158.00	Vertical	Vertical	Pass
7233.250	-36.57	17.12	-13.0	-23.57	360.00	Vertical	Vertical	Pass
8871.900	-36.20	20.09	-13.0	-23.20	61.00	Vertical	Vertical	Pass



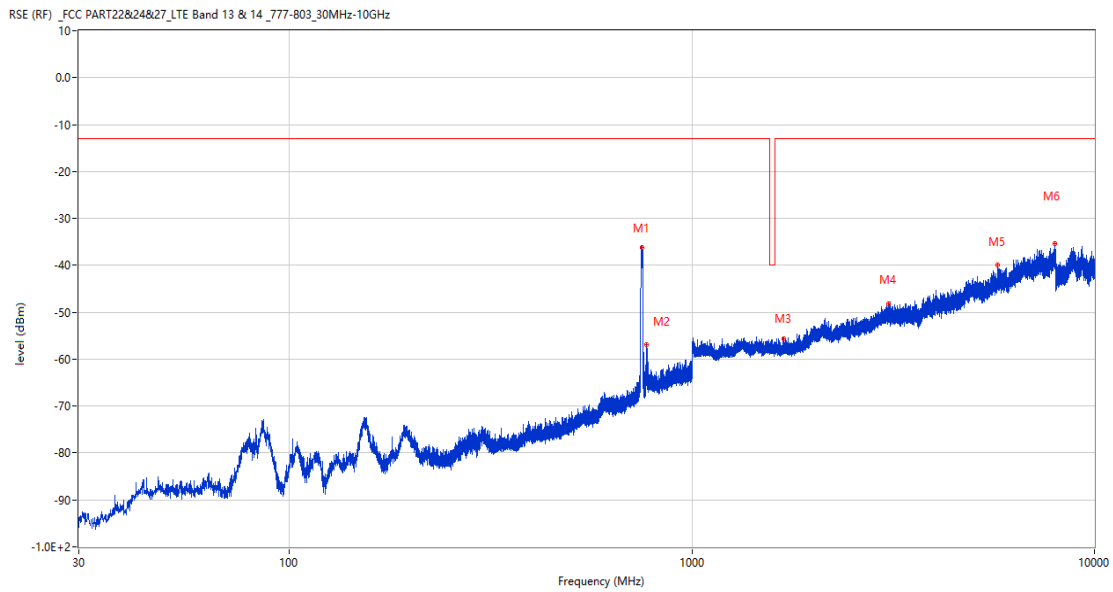
RSE-V&H LTE Band 13 BW5 CH23230



Frequency (MHz)	Result (dBm)	Factor (dB)	PK Limit (dBm)	Over Limit (dB)	Table (o)	ANT	EUT	Verdict
748.867	-39.56	3.30	-13.0	-26.56	161.00	Vertical	Horizontal	N/A
782.962	-61.54	5.90	-13.0	-48.54	213.00	Vertical	Horizontal	N/A
2133.000	-52.06	-0.36	-13.0	-39.06	201.00	Vertical	Horizontal	Pass
4091.000	-45.06	9.79	-13.0	-32.06	112.00	Vertical	Horizontal	Pass
6680.250	-37.12	16.94	-13.0	-24.12	128.00	Vertical	Horizontal	Pass
8917.401	-35.01	19.64	-13.0	-22.01	170.00	Vertical	Horizontal	Pass

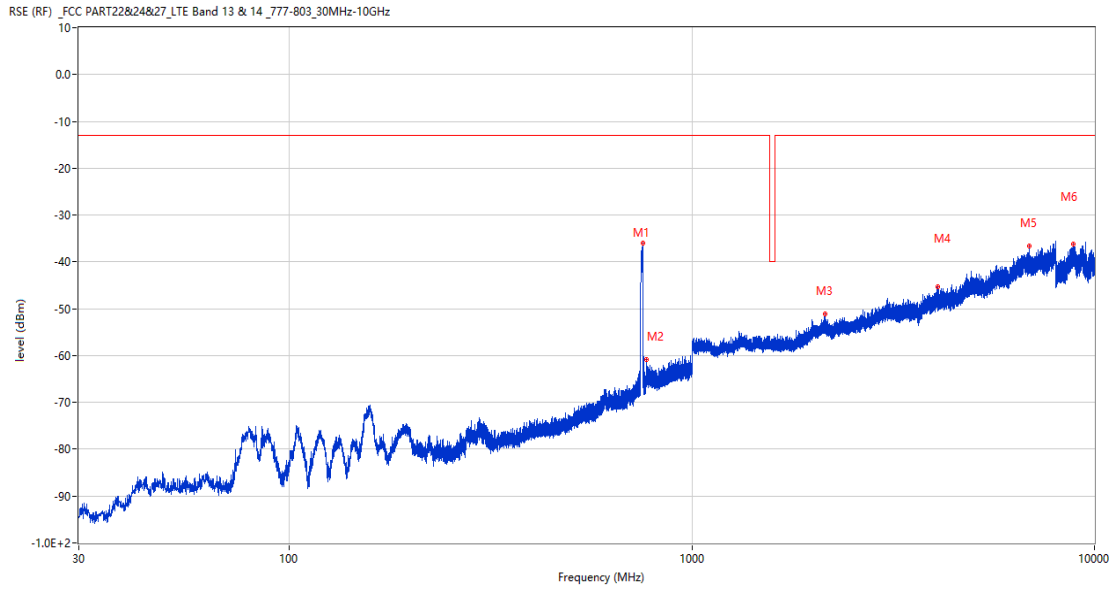
### 13.2 LTE Band 13 BW10, Middle Channel

RSE-H&H LTE Band 13 BW10 CH23230



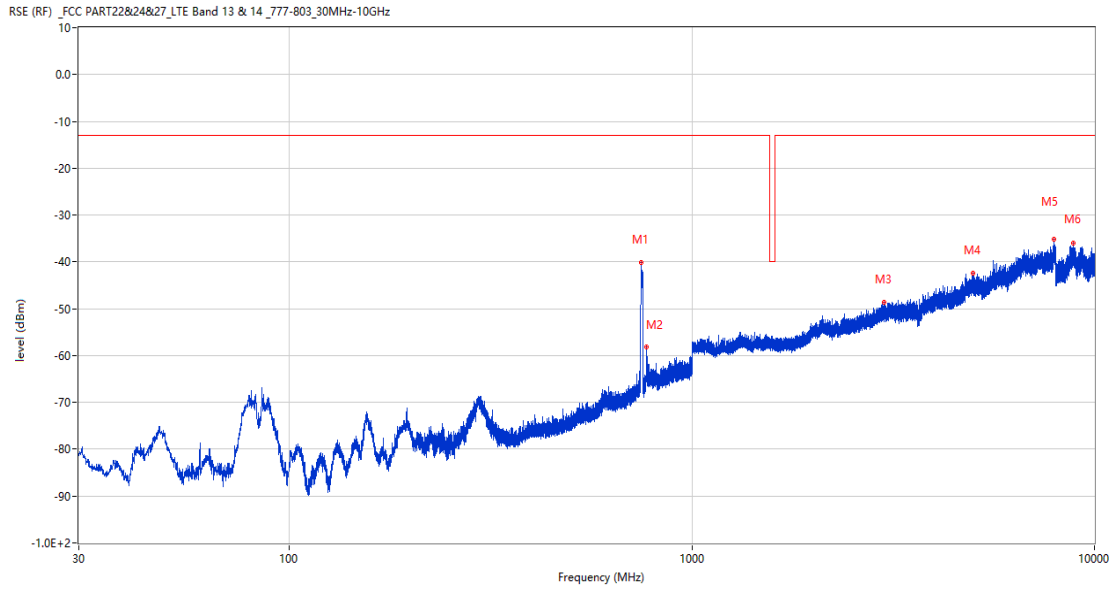
Frequency (MHz)	Result (dBm)	Factor (dB)	PK Limit (dBm)	Over Limit (dB)	Table (o)	ANT	EUT	Verdict
753.329	-36.12	3.30	-13.0	-23.12	251.00	Horizontal	Horizontal	N/A
773.117	-56.93	5.85	-13.0	-43.93	193.00	Horizontal	Horizontal	N/A
1690.500	-55.68	-3.66	-13.0	-42.68	145.00	Horizontal	Horizontal	Pass
3081.500	-48.25	6.94	-13.0	-35.25	286.00	Horizontal	Horizontal	Pass
5760.250	-40.00	14.42	-13.0	-27.00	268.00	Horizontal	Horizontal	Pass
7978.000	-35.41	18.18	-13.0	-22.41	11.00	Horizontal	Horizontal	Pass

RSE-H&V LTE Band 13 BW10 CH23230



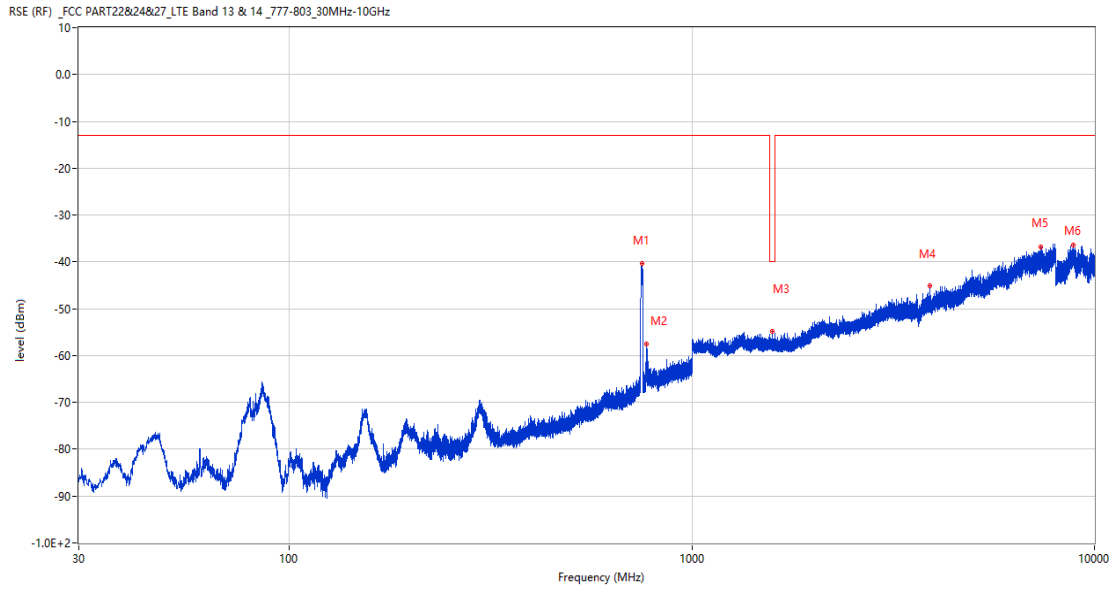
Frequency (MHz)	Result (dBm)	Factor (dB)	PK Limit (dBm)	Over Limit (dB)	Table (o)	ANT	EUT	Verdict
754.542	-36.01	3.29	-13.0	-23.01	82.00	Horizontal	Vertical	N/A
773.117	-60.94	5.85	-13.0	-47.94	158.00	Horizontal	Vertical	N/A
2140.500	-51.13	-0.19	-13.0	-38.13	48.00	Horizontal	Vertical	Pass
4075.500	-45.25	10.25	-13.0	-32.25	205.00	Horizontal	Vertical	Pass
6896.000	-36.61	16.10	-13.0	-23.61	301.00	Horizontal	Vertical	Pass
8842.200	-36.19	20.23	-13.0	-23.19	102.00	Horizontal	Vertical	Pass

RSE-V&V LTE Band 13 BW10 CH23230



Frequency (MHz)	Result (dBm)	Factor (dB)	PK Limit (dBm)	Over Limit (dB)	Table (o)	ANT	EUT	Verdict
747.169	-40.15	3.35	-13.0	-27.15	158.00	Vertical	Vertical	N/A
773.117	-58.26	5.85	-13.0	-45.26	148.00	Vertical	Vertical	N/A
3000.500	-48.70	5.65	-13.0	-35.70	312.00	Vertical	Vertical	Pass
4980.750	-42.45	13.33	-13.0	-29.45	360.00	Vertical	Vertical	Pass
7916.500	-35.20	18.11	-13.0	-22.20	360.00	Vertical	Vertical	Pass
8857.201	-35.95	20.27	-13.0	-22.95	1.00	Vertical	Vertical	Pass

RSE-V&H LTE Band 13 BW10 CH23230

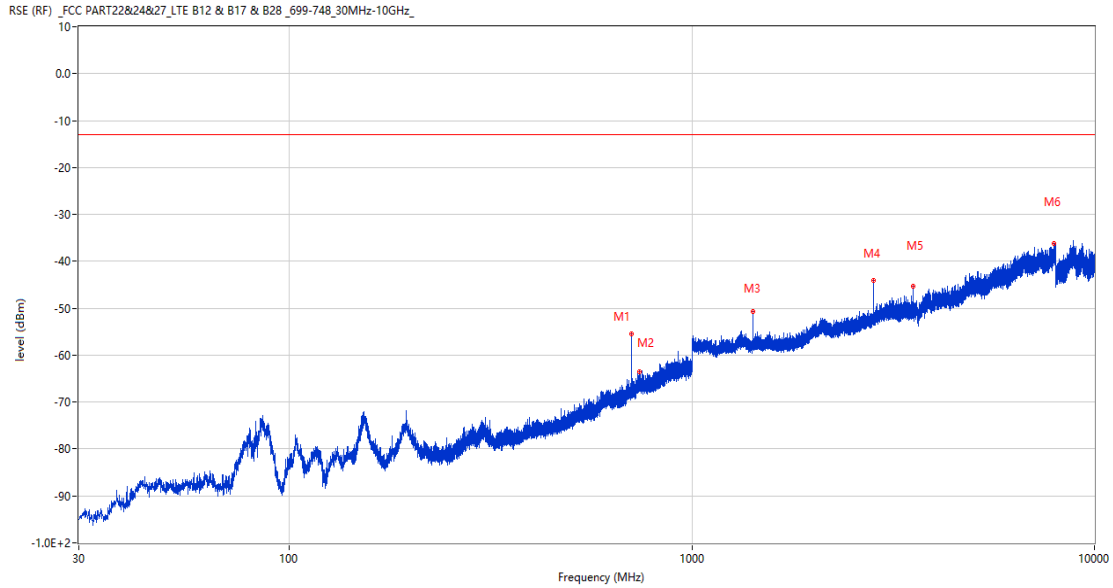


Frequency (MHz)	Result (dBm)	Factor (dB)	PK Limit (dBm)	Over Limit (dB)	Table (o)	ANT	EUT	Verdict
750.468	-40.43	3.26	-13.0	-27.43	153.00	Vertical	Horizontal	N/A
773.166	-57.49	5.85	-13.0	-44.49	323.00	Vertical	Horizontal	N/A
1587.100	-54.92	-3.42	-40.0	-14.92	311.00	Vertical	Horizontal	Pass
3902.250	-45.07	10.11	-13.0	-32.07	1.00	Vertical	Horizontal	Pass
7374.250	-36.89	17.36	-13.0	-23.89	350.00	Vertical	Horizontal	Pass
8846.900	-36.43	20.31	-13.0	-23.43	345.00	Vertical	Horizontal	Pass

## 14 LTE Band 17

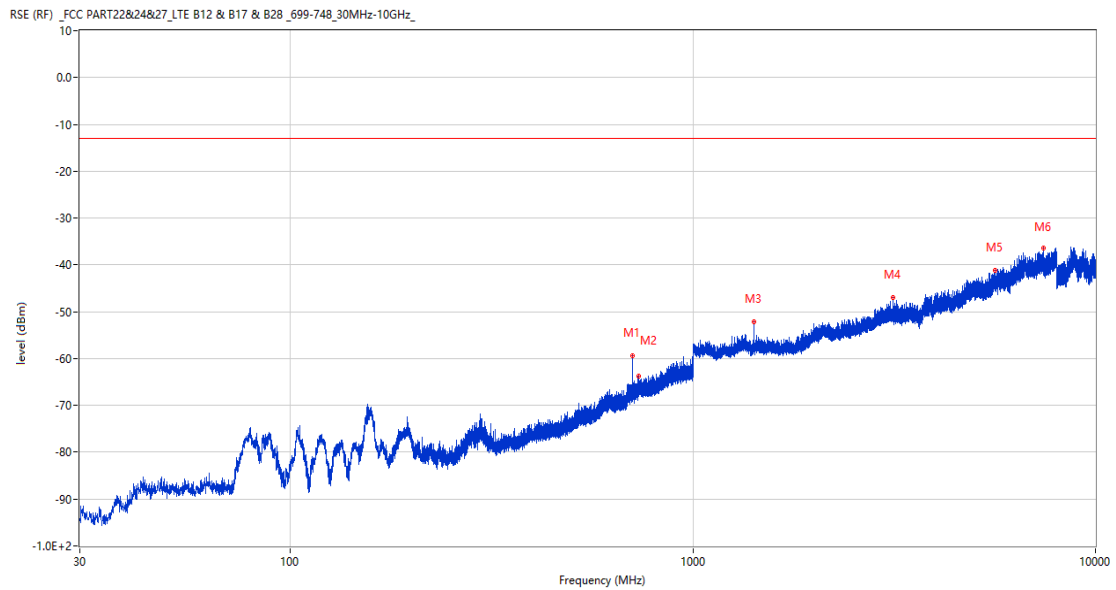
### 14.1 LTE Band 17 BW5, Middle Channel

RSE-H&H LTE Band 17 BW5 CH23790



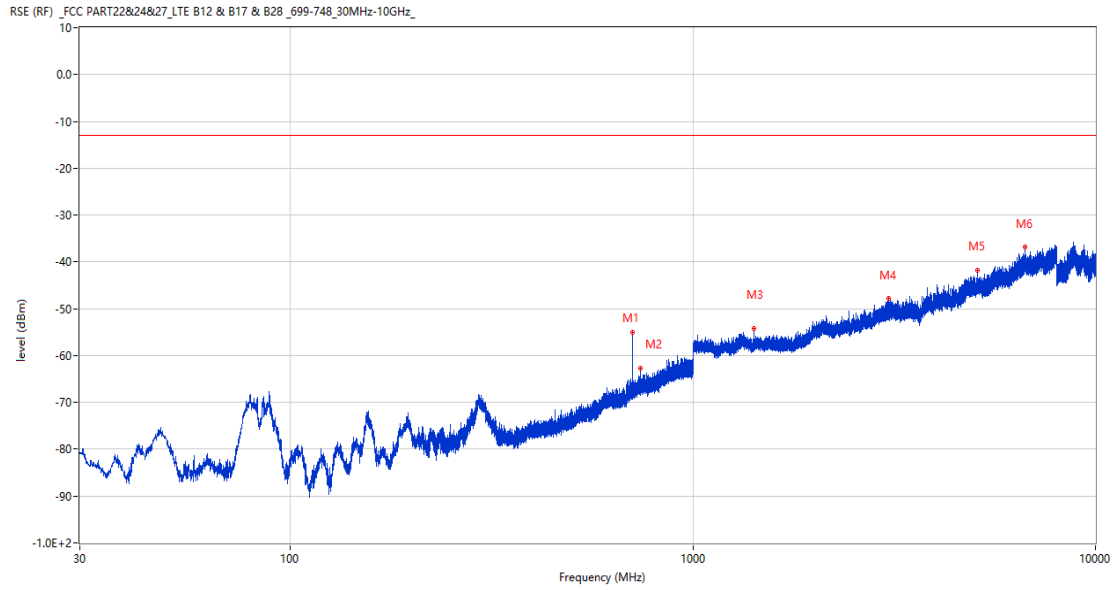
Frequency (MHz)	Result (dBm)	Factor (dB)	PK Limit (dBm)	Over Limit (dB)	Table (o)	ANT	EUT	Verdict
707.836	-55.51	3.38	-13.0	-42.51	184.00	Horizontal	Horizontal	N/A
740.380	-63.46	4.44	-13.0	-50.46	332.00	Horizontal	Horizontal	N/A
1416.400	-50.72	-3.35	-13.0	-37.72	1.00	Horizontal	Horizontal	Pass
2832.100	-44.17	3.11	-13.0	-31.17	170.00	Horizontal	Horizontal	Pass
3539.750	-45.29	6.91	-13.0	-32.29	190.00	Horizontal	Horizontal	Pass
7920.000	-36.20	18.21	-13.0	-23.20	13.00	Horizontal	Horizontal	Pass

RSE-H&V LTE Band 17 BW5 CH23790



Frequency (MHz)	Result (dBm)	Factor (dB)	PK Limit (dBm)	Over Limit (dB)	Table (o)	ANT	EUT	Verdict
707.885	-59.40	3.38	-13.0	-46.40	196.00	Horizontal	Vertical	N/A
731.601	-63.81	4.12	-13.0	-50.81	345.00	Horizontal	Vertical	N/A
1416.300	-52.21	-3.37	-13.0	-39.21	165.00	Horizontal	Vertical	Pass
3141.250	-46.95	6.40	-13.0	-33.95	91.00	Horizontal	Vertical	Pass
5636.000	-41.10	13.59	-13.0	-28.10	236.00	Horizontal	Vertical	Pass
7413.250	-36.44	18.12	-13.0	-23.44	42.00	Horizontal	Vertical	Pass

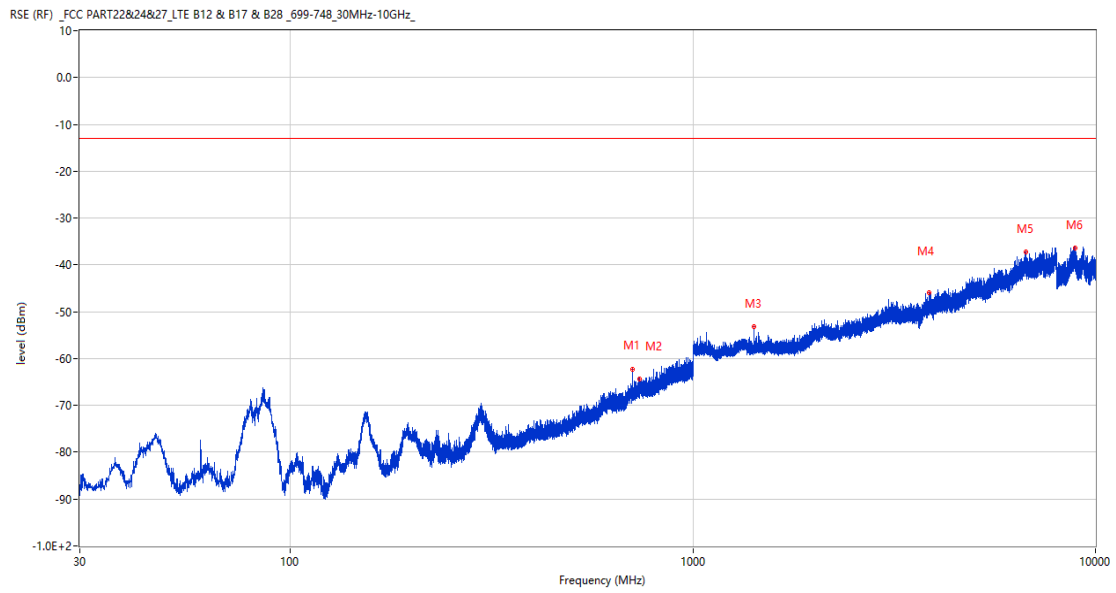
RSE-V&V LTE Band 17 BW5 CH23790



Frequency (MHz)	Result (dBm)	Factor (dB)	PK Limit (dBm)	Over Limit (dB)	Table (o)	ANT	EUT	Verdict
707.836	-55.12	3.38	-13.0	-42.12	159.00	Vertical	Vertical	N/A
739.070	-62.76	4.41	-13.0	-49.76	235.00	Vertical	Vertical	N/A
1416.700	-54.25	-3.29	-13.0	-41.25	33.00	Vertical	Vertical	Pass
3056.250	-47.84	6.28	-13.0	-34.84	188.00	Vertical	Vertical	Pass
5093.000	-41.78	12.61	-13.0	-28.78	301.00	Vertical	Vertical	Pass
6677.000	-36.85	16.78	-13.0	-23.85	285.00	Vertical	Vertical	Pass



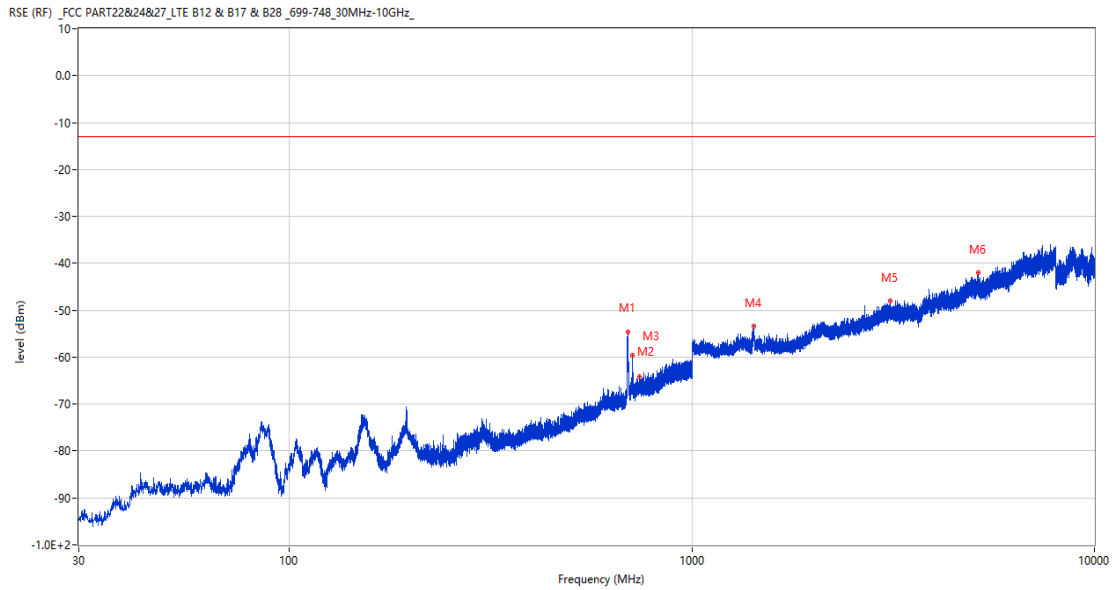
RSE-V&H LTE Band 17 BW5 CH23790



Frequency (MHz)	Result (dBm)	Factor (dB)	PK Limit (dBm)	Over Limit (dB)	Table (o)	ANT	EUT	Verdict
707.885	-62.34	3.38	-13.0	-49.34	78.00	Vertical	Horizontal	N/A
736.063	-64.45	4.29	-13.0	-51.45	78.00	Vertical	Horizontal	N/A
1416.600	-53.22	-3.31	-13.0	-40.22	207.00	Vertical	Horizontal	Pass
3865.750	-45.98	9.85	-13.0	-32.98	75.00	Vertical	Horizontal	Pass
6731.500	-37.29	16.34	-13.0	-24.29	286.00	Vertical	Horizontal	Pass
8885.800	-36.38	19.92	-13.0	-23.38	0.00	Vertical	Horizontal	Pass

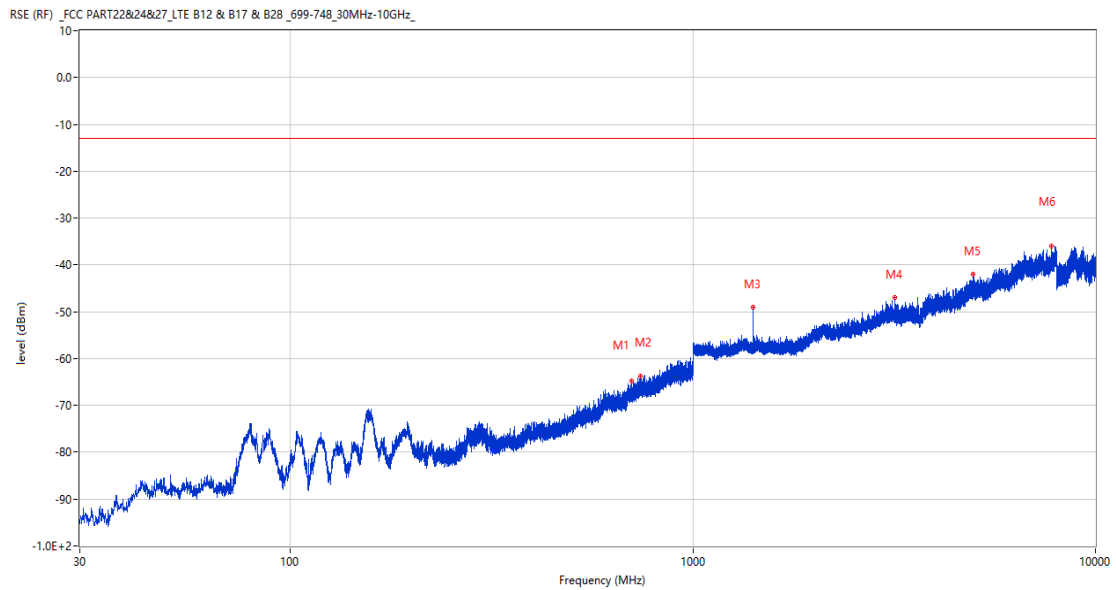
## 14.2 LTE Band 17 BW10, Middle Channel

RSE-H&H LTE Band 17 BW10 CH23790



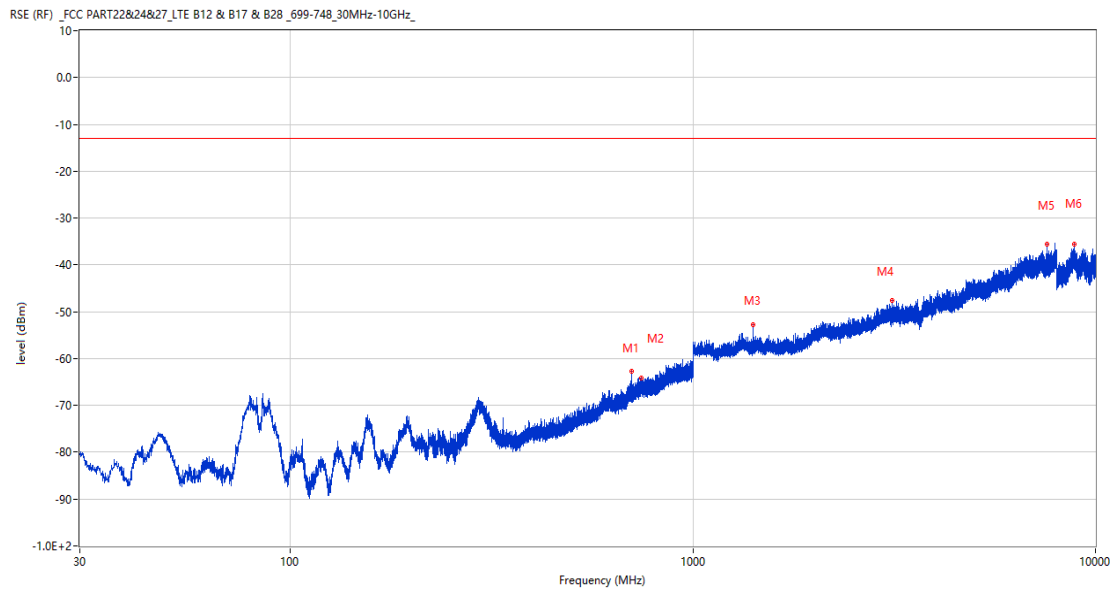
Frequency (MHz)	Result (dBm)	Factor (dB)	PK Limit (dBm)	Over Limit (dB)	Table (o)	ANT	EUT	Verdict
693.722	-54.56	3.00	-13.0	-41.56	60.00	Horizontal	Horizontal	N/A
712.201	-59.66	3.48	-13.0	-46.66	249.00	Horizontal	Horizontal	N/A
739.119	-64.23	4.41	-13.0	-51.23	359.00	Horizontal	Horizontal	N/A
1427.100	-53.42	-3.15	-13.0	-40.42	1.00	Horizontal	Horizontal	Pass
3106.750	-47.99	6.47	-13.0	-34.99	3.00	Horizontal	Horizontal	Pass
5146.500	-42.02	12.17	-13.0	-29.02	317.00	Horizontal	Horizontal	Pass

RSE-H&V LTE Band 17 BW10 CH23790



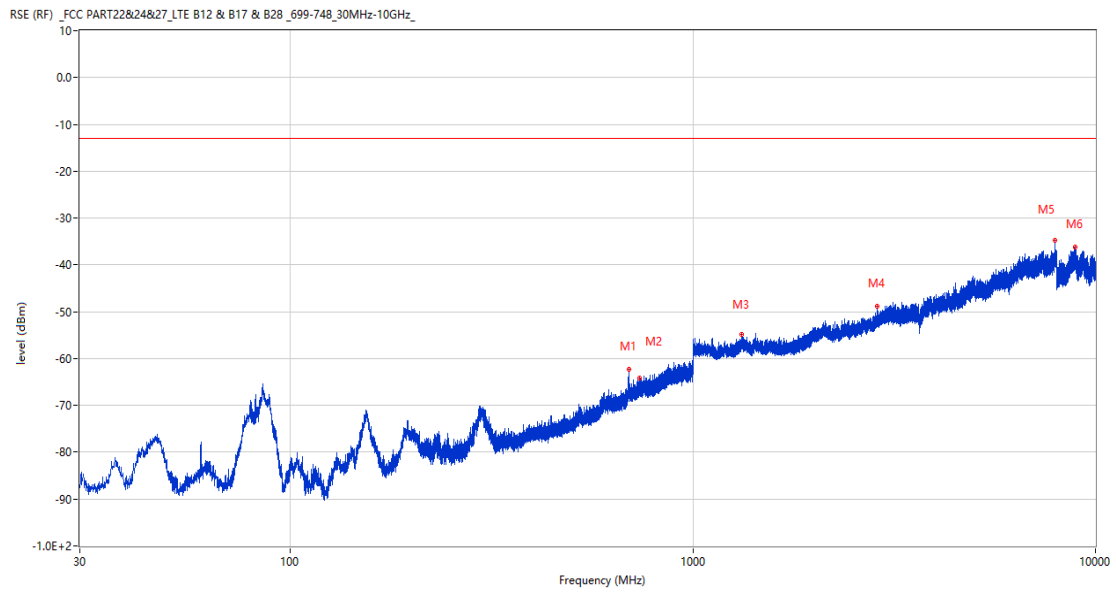
Frequency (MHz)	Result (dBm)	Factor (dB)	PK Limit (dBm)	Over Limit (dB)	Table (o)	ANT	EUT	Verdict
705.605	-64.75	3.33	-13.0	-51.75	20.00	Horizontal	Vertical	N/A
740.670	-63.85	4.44	-13.0	-50.85	58.00	Horizontal	Vertical	N/A
1412.000	-49.61	-3.35	-13.0	-36.61	213.00	Horizontal	Vertical	Pass
3167.000	-47.02	6.38	-13.0	-34.02	157.00	Horizontal	Vertical	Pass
4965.750	-41.95	13.36	-13.0	-28.95	289.00	Horizontal	Vertical	Pass
7783.000	-36.04	18.20	-13.0	-23.04	76.00	Horizontal	Vertical	Pass

RSE-V&V LTE Band 17 BW10 CH23790



Frequency (MHz)	Result (dBm)	Factor (dB)	PK Limit (dBm)	Over Limit (dB)	Table (o)	ANT	EUT	Verdict
705.654	-62.66	3.33	-13.0	-49.66	268.00	Vertical	Vertical	N/A
743.580	-64.08	4.41	-13.0	-51.08	360.00	Vertical	Vertical	N/A
1412.000	-52.67	-3.35	-13.0	-39.67	244.00	Vertical	Vertical	Pass
3123.500	-47.62	6.73	-13.0	-34.62	204.00	Vertical	Vertical	Pass
7568.750	-35.53	17.33	-13.0	-22.53	301.00	Vertical	Vertical	Pass
8848.201	-35.57	20.33	-13.0	-22.57	190.00	Vertical	Vertical	Pass

RSE-V&H LTE Band 17 BW10 CH23790

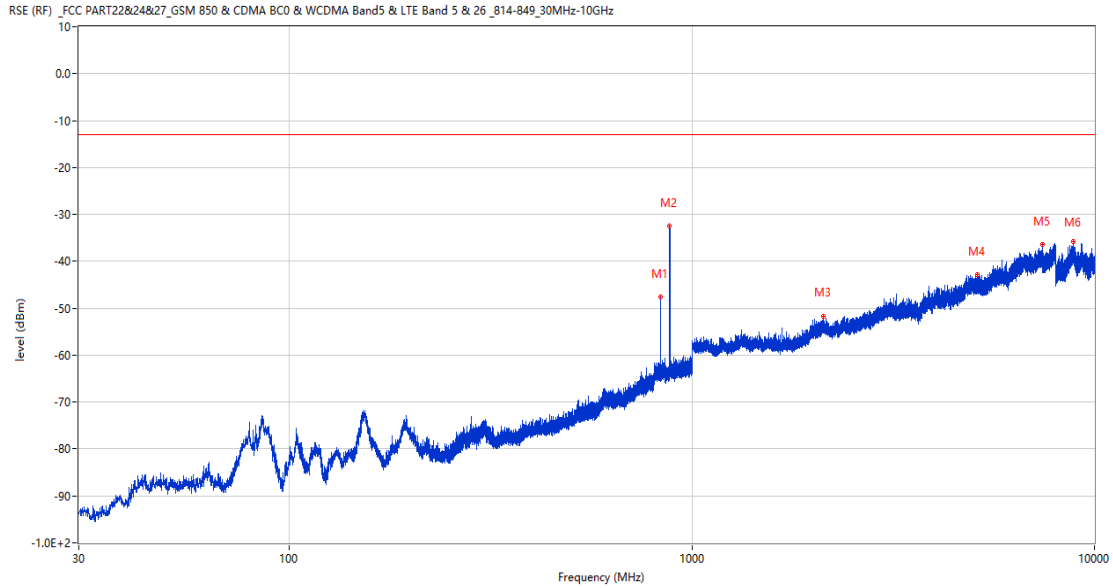


Frequency (MHz)	Result (dBm)	Factor (dB)	PK Limit (dBm)	Over Limit (dB)	Table (o)	ANT	EUT	Verdict
693.674	-62.30	3.00	-13.0	-49.30	3.00	Vertical	Horizontal	N/A
735.287	-64.11	4.26	-13.0	-51.11	216.00	Vertical	Horizontal	N/A
1324.900	-54.85	-2.46	-13.0	-41.85	129.00	Vertical	Horizontal	Pass
2865.000	-48.92	3.88	-13.0	-35.92	56.00	Vertical	Horizontal	Pass
7937.000	-34.83	18.95	-13.0	-21.83	236.00	Vertical	Horizontal	Pass
8921.900	-36.19	19.61	-13.0	-23.19	82.00	Vertical	Horizontal	Pass

15 LTE Band 26 (Part22)

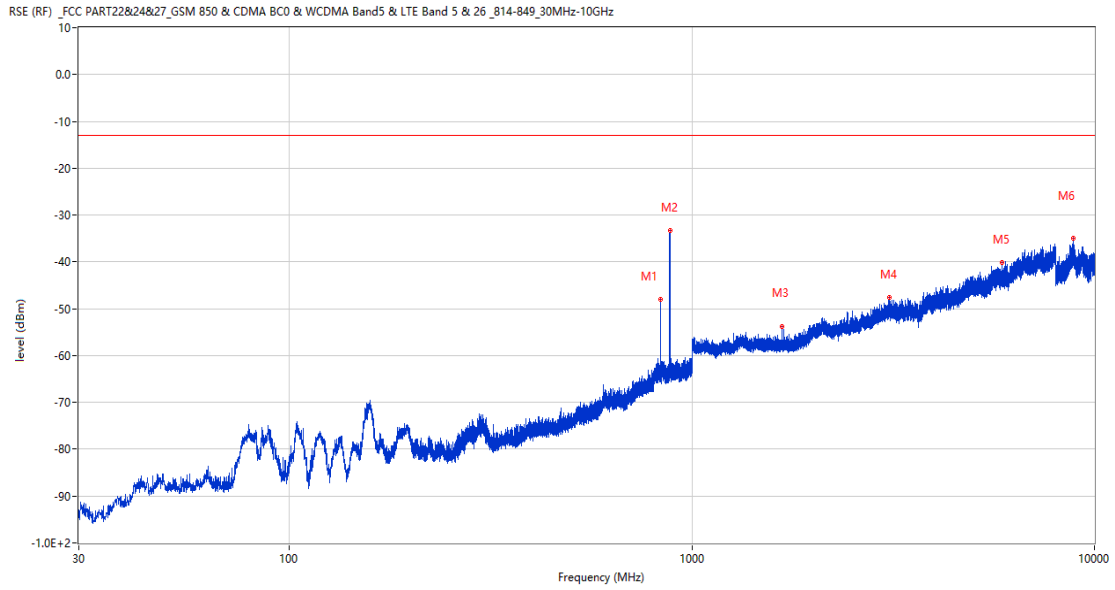
15.1 LTE Band 26 (Part22) BW1.4, Middle Channel

RSE-H&H LTE Band 26 (Part22) BW1.4 CH26915



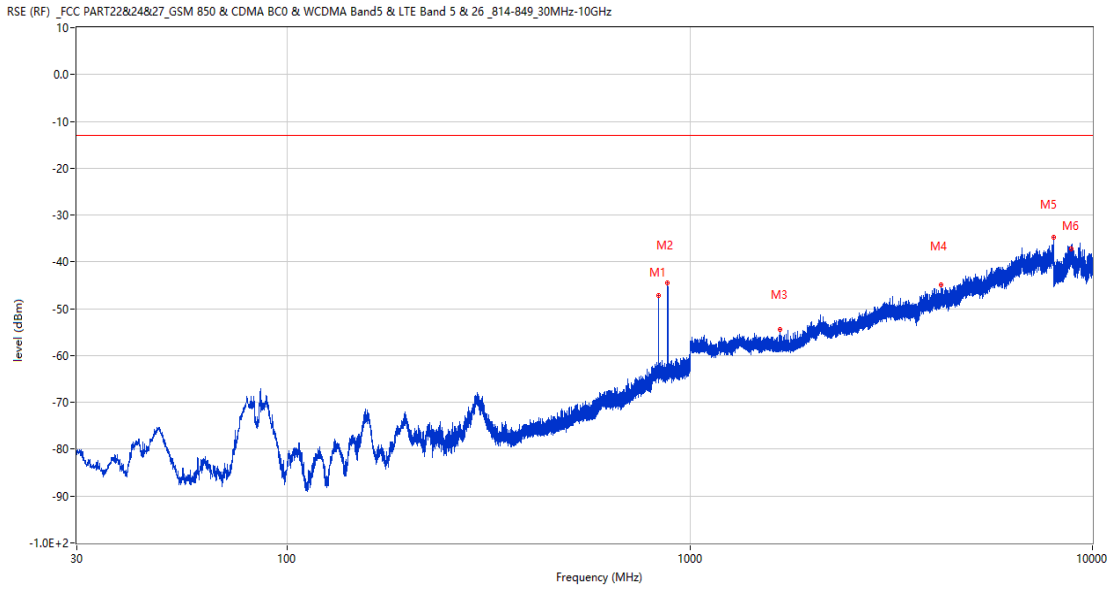
Frequency (MHz)	Result (dBm)	Factor (dB)	PK Limit (dBm)	Over Limit (dB)	Table (o)	ANT	EUT	Verdict
836.070	-47.61	7.12	-13.0	-34.61	74.00	Horizontal	Horizontal	N/A
881.175	-32.51	6.74	-13.0	-19.51	237.00	Horizontal	Horizontal	N/A
2118.500	-51.77	-0.04	-13.0	-38.77	111.00	Horizontal	Horizontal	Pass
5129.750	-42.85	12.23	-13.0	-29.85	90.00	Horizontal	Horizontal	Pass
7412.250	-36.34	18.12	-13.0	-23.34	0.00	Horizontal	Horizontal	Pass
8859.000	-35.73	20.25	-13.0	-22.73	140.00	Horizontal	Horizontal	Pass

RSE-H&V LTE Band 26 (Part22) BW1.4 CH26915



Frequency (MHz)	Result (dBm)	Factor (dB)	PK Limit (dBm)	Over Limit (dB)	Table (o)	ANT	EUT	Verdict
836.022	-48.00	7.12	-13.0	-35.00	108.00	Horizontal	Vertical	N/A
881.417	-33.35	6.74	-13.0	-20.35	74.00	Horizontal	Vertical	N/A
1673.000	-53.90	-3.67	-13.0	-40.90	197.00	Horizontal	Vertical	Pass
3090.500	-47.63	6.86	-13.0	-34.63	332.00	Horizontal	Vertical	Pass
5900.250	-40.09	14.59	-13.0	-27.09	251.00	Horizontal	Vertical	Pass
8855.400	-34.99	20.29	-13.0	-21.99	58.00	Horizontal	Vertical	Pass

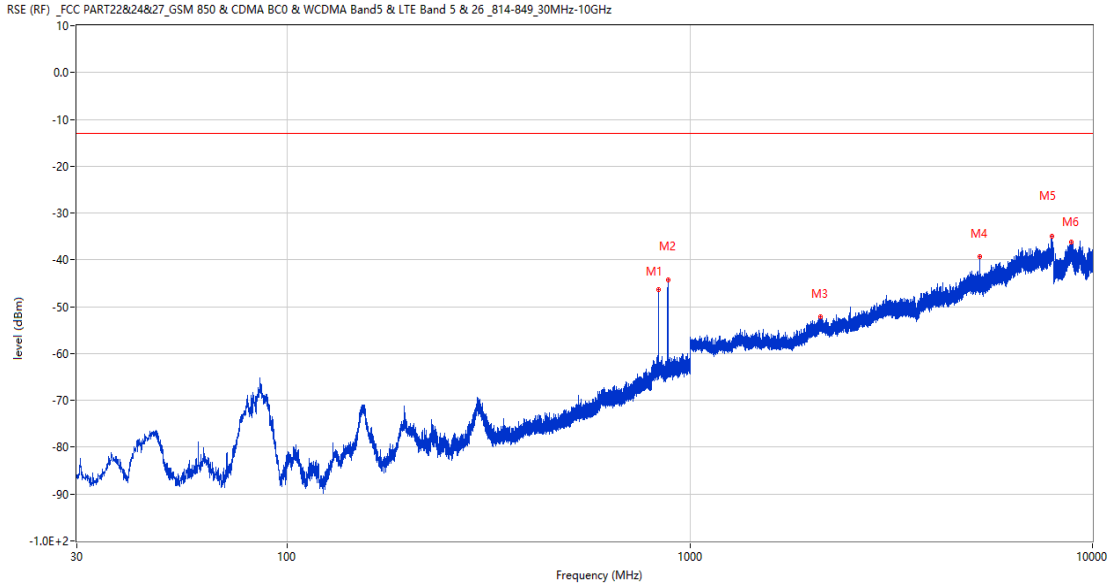
RSE-V&V LTE Band 26 (Part22) BW1.4 CH26915



Frequency (MHz)	Result (dBm)	Factor (dB)	PK Limit (dBm)	Over Limit (dB)	Table (o)	ANT	EUT	Verdict
836.070	-47.26	7.12	-13.0	-34.26	194.00	Vertical	Vertical	N/A
881.175	-44.56	6.74	-13.0	-31.56	210.00	Vertical	Vertical	N/A
1673.000	-54.41	-3.67	-13.0	-41.41	63.00	Vertical	Vertical	Pass
4200.750	-44.93	11.14	-13.0	-31.93	49.00	Vertical	Vertical	Pass
7995.000	-34.81	18.75	-13.0	-21.81	0.00	Vertical	Vertical	Pass
8845.100	-37.22	20.28	-13.0	-24.22	349.00	Vertical	Vertical	Pass



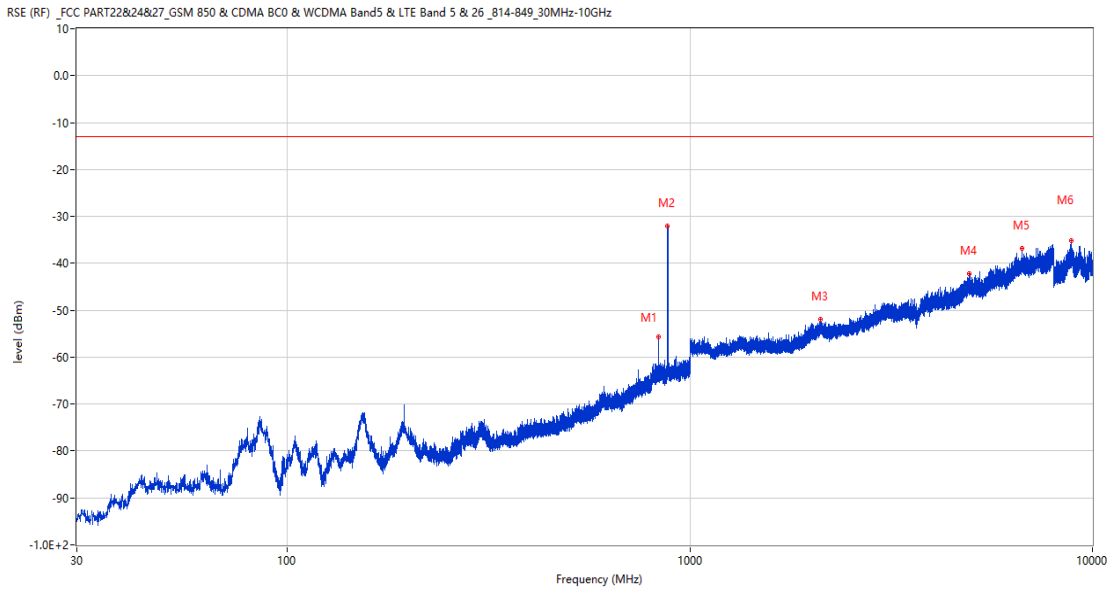
RSE-V&H LTE Band 26 (Part22) BW1.4 CH26915



Frequency (MHz)	Result (dBm)	Factor (dB)	PK Limit (dBm)	Over Limit (dB)	Table (o)	ANT	EUT	Verdict
836.070	-46.26	7.12	-13.0	-33.26	252.00	Vertical	Horizontal	N/A
881.708	-44.30	6.76	-13.0	-31.30	131.00	Vertical	Horizontal	N/A
2113.500	-52.20	0.22	-13.0	-39.20	116.00	Vertical	Horizontal	Pass
5243.250	-39.28	11.98	-13.0	-26.28	70.00	Vertical	Horizontal	Pass
7926.250	-35.05	18.48	-13.0	-22.05	332.00	Vertical	Horizontal	Pass
8861.901	-36.26	20.21	-13.0	-23.26	0.00	Vertical	Horizontal	Pass

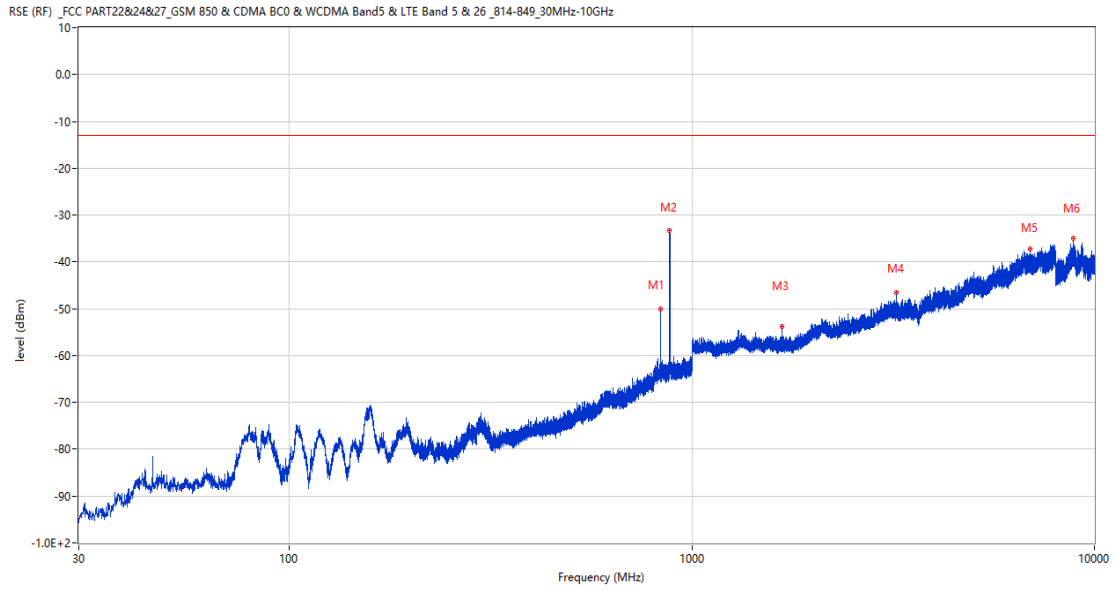
## 15.2 LTE Band 26 (Part22) BW3, Middle Channel

RSE-H&H LTE Band 26 (Part22) BW3 CH26915



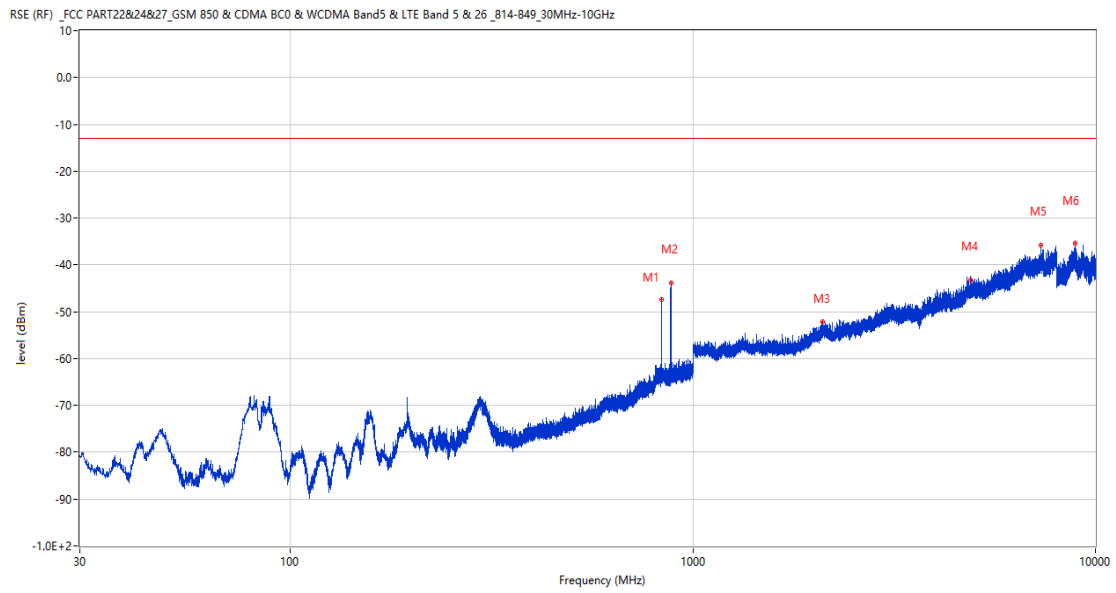
Frequency (MHz)	Result (dBm)	Factor (dB)	PK Limit (dBm)	Over Limit (dB)	Table (o)	ANT	EUT	Verdict
835.876	-55.62	7.12	-13.0	-42.62	85.00	Horizontal	Horizontal	N/A
881.030	-32.04	6.74	-13.0	-19.04	237.00	Horizontal	Horizontal	N/A
2114.100	-52.03	0.17	-13.0	-39.03	288.00	Horizontal	Horizontal	Pass
4942.000	-42.29	12.78	-13.0	-29.29	311.00	Horizontal	Horizontal	Pass
6684.750	-36.92	17.00	-13.0	-23.92	39.00	Horizontal	Horizontal	Pass
8849.800	-35.10	20.36	-13.0	-22.10	111.00	Horizontal	Horizontal	Pass

RSE-H&V LTE Band 26 (Part22) BW3 CH26915



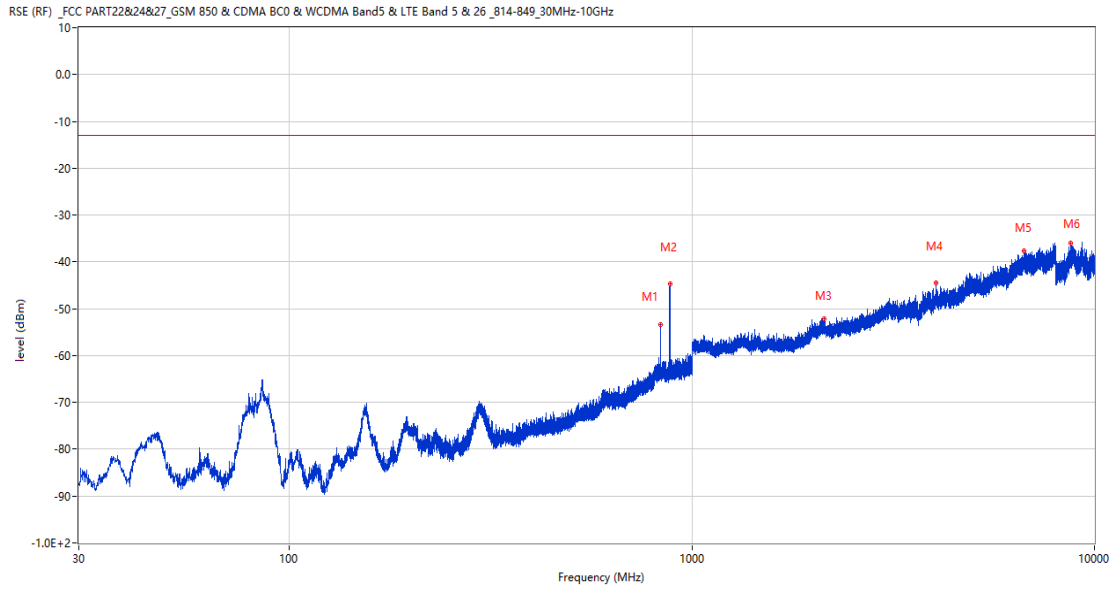
Frequency (MHz)	Result (dBm)	Factor (dB)	PK Limit (dBm)	Over Limit (dB)	Table (o)	ANT	EUT	Verdict
835.197	-49.98	7.10	-13.0	-36.98	112.00	Horizontal	Vertical	N/A
881.223	-33.31	6.74	-13.0	-20.31	80.00	Horizontal	Vertical	N/A
1671.400	-53.81	-3.75	-13.0	-40.81	195.00	Horizontal	Vertical	Pass
3226.250	-46.53	6.37	-13.0	-33.53	217.00	Horizontal	Vertical	Pass
6915.250	-37.29	16.48	-13.0	-24.29	164.00	Horizontal	Vertical	Pass
8852.000	-34.95	20.34	-13.0	-21.95	22.00	Horizontal	Vertical	Pass

RSE-V&V LTE Band 26 (Part22) BW3 CH26915



Frequency (MHz)	Result (dBm)	Factor (dB)	PK Limit (dBm)	Over Limit (dB)	Table (o)	ANT	EUT	Verdict
835.294	-47.34	7.11	-13.0	-34.34	188.00	Vertical	Vertical	N/A
881.612	-43.85	6.75	-13.0	-30.85	217.00	Vertical	Vertical	N/A
2097.000	-52.22	-0.13	-13.0	-39.22	207.00	Vertical	Vertical	Pass
4897.750	-43.14	12.48	-13.0	-30.14	39.00	Vertical	Vertical	Pass
7318.250	-35.77	17.16	-13.0	-22.77	218.00	Vertical	Vertical	Pass
8885.401	-35.35	19.93	-13.0	-22.35	207.00	Vertical	Vertical	Pass

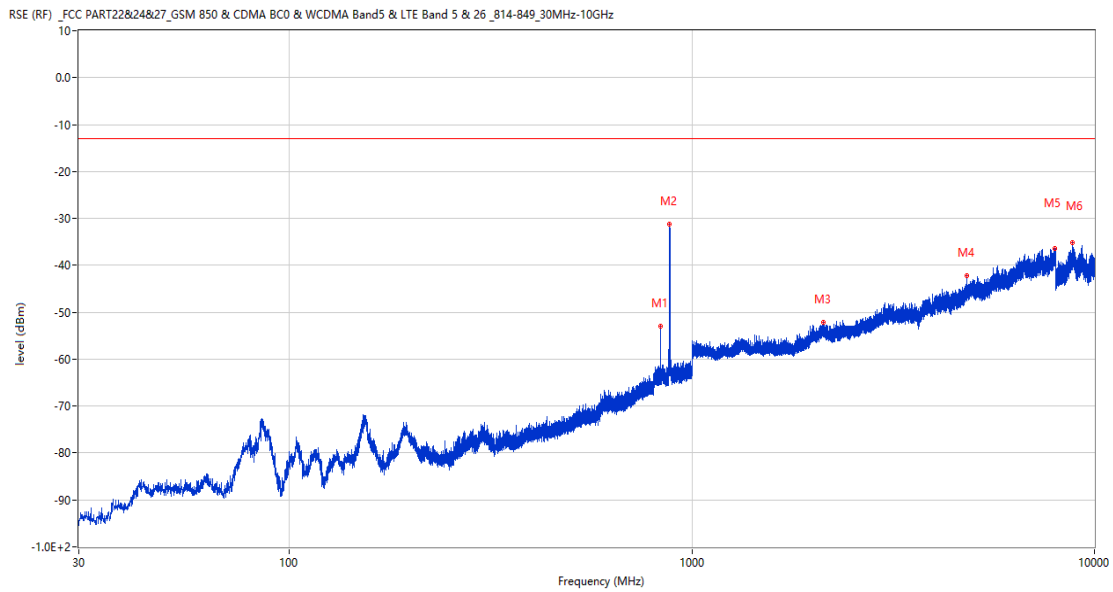
RSE-V&H LTE Band 26 (Part22) BW3 CH26915



Frequency (MHz)	Result (dBm)	Factor (dB)	PK Limit (dBm)	Over Limit (dB)	Table (o)	ANT	EUT	Verdict
835.876	-53.45	7.12	-13.0	-40.45	243.00	Vertical	Horizontal	N/A
881.903	-44.74	6.76	-13.0	-31.74	130.00	Vertical	Horizontal	N/A
2136.100	-52.19	-0.23	-13.0	-39.19	359.00	Vertical	Horizontal	Pass
4046.750	-44.57	10.63	-13.0	-31.57	79.00	Vertical	Horizontal	Pass
6691.000	-37.72	17.03	-13.0	-24.72	16.00	Vertical	Horizontal	Pass
8711.099	-35.92	19.29	-13.0	-22.92	360.00	Vertical	Horizontal	Pass

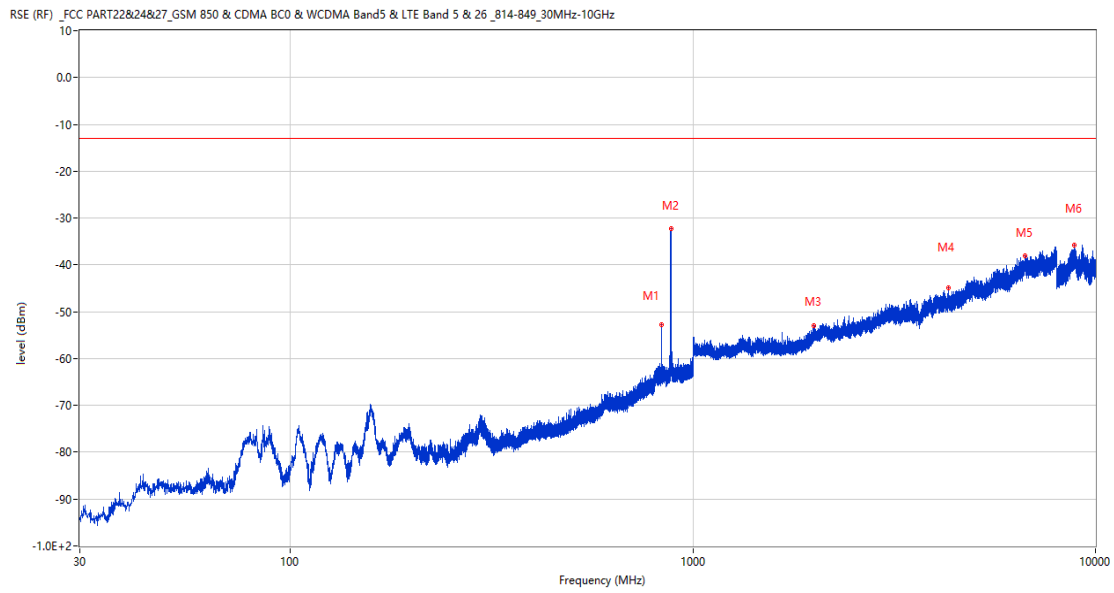
### 15.3 LTE Band 26 (Part22) BW5, Middle Channel

RSE-H&H LTE Band 26 (Part22) BW5 CH26915



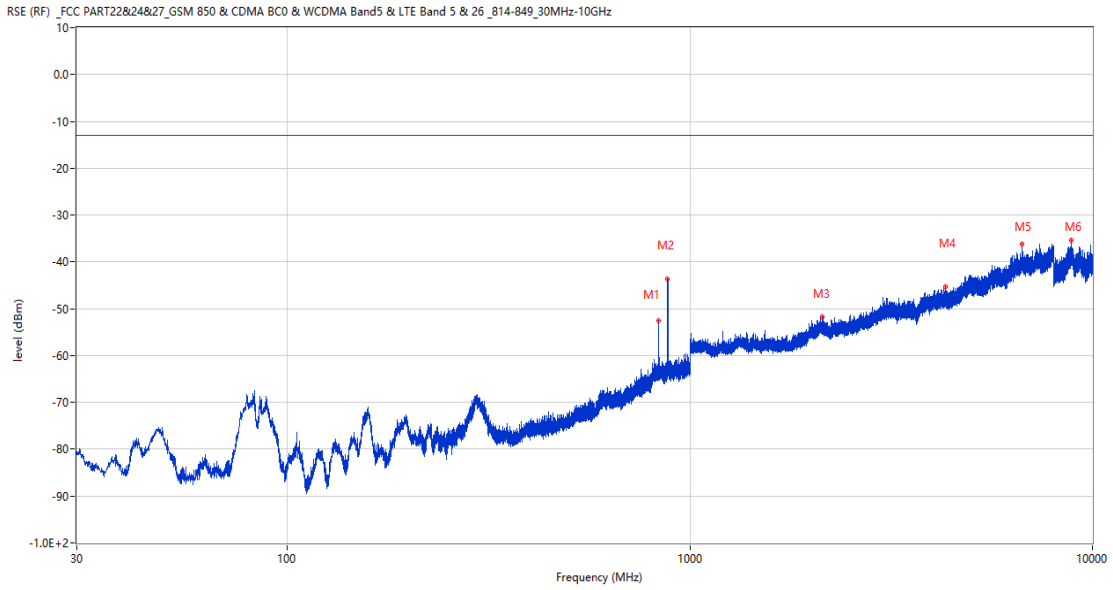
Frequency (MHz)	Result (dBm)	Factor (dB)	PK Limit (dBm)	Over Limit (dB)	Table (o)	ANT	EUT	Verdict
834.372	-53.06	7.09	-13.0	-40.06	302.00	Horizontal	Horizontal	N/A
880.399	-31.27	6.68	-13.0	-18.27	246.00	Horizontal	Horizontal	N/A
2117.300	-52.25	-0.01	-13.0	-39.25	280.00	Horizontal	Horizontal	Pass
4825.250	-42.17	12.70	-13.0	-29.17	216.00	Horizontal	Horizontal	Pass
7978.750	-36.39	18.12	-13.0	-23.39	301.00	Horizontal	Horizontal	Pass
8834.201	-35.18	20.10	-13.0	-22.18	155.00	Horizontal	Horizontal	Pass

RSE-H&V LTE Band 26 (Part22) BW5 CH26915



Frequency (MHz)	Result (dBm)	Factor (dB)	PK Limit (dBm)	Over Limit (dB)	Table (o)	ANT	EUT	Verdict
834.372	-52.71	7.09	-13.0	-39.71	108.00	Horizontal	Vertical	N/A
881.612	-32.20	6.75	-13.0	-19.20	83.00	Horizontal	Vertical	N/A
1996.200	-52.96	-1.15	-13.0	-39.96	219.00	Horizontal	Vertical	Pass
4318.250	-45.00	10.03	-13.0	-32.00	49.00	Horizontal	Vertical	Pass
6680.750	-38.14	16.92	-13.0	-25.14	91.00	Horizontal	Vertical	Pass
8881.299	-35.78	19.98	-13.0	-22.78	221.00	Horizontal	Vertical	Pass

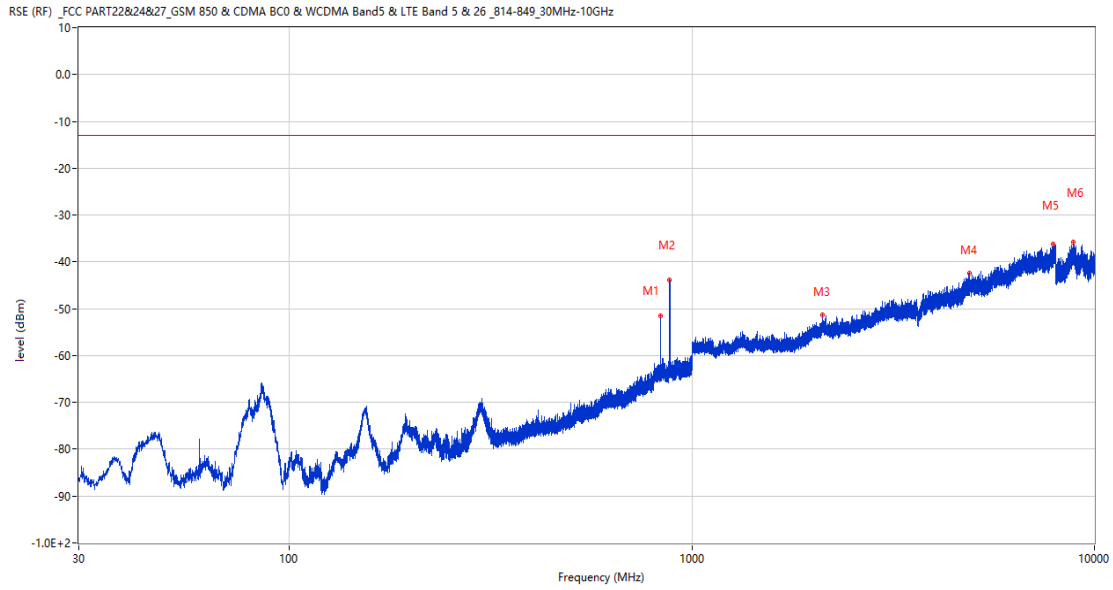
RSE-V&V LTE Band 26 (Part22) BW5 CH26915



Frequency (MHz)	Result (dBm)	Factor (dB)	PK Limit (dBm)	Over Limit (dB)	Table (o)	ANT	EUT	Verdict
834.372	-52.58	7.09	-13.0	-39.58	191.00	Vertical	Vertical	N/A
881.078	-43.67	6.74	-13.0	-30.67	220.00	Vertical	Vertical	N/A
2128.900	-51.78	-0.28	-13.0	-38.78	231.00	Vertical	Vertical	Pass
4314.000	-45.28	10.16	-13.0	-32.28	347.00	Vertical	Vertical	Pass
6691.750	-36.18	17.01	-13.0	-23.18	293.00	Vertical	Vertical	Pass
8852.700	-35.43	20.33	-13.0	-22.43	176.00	Vertical	Vertical	Pass



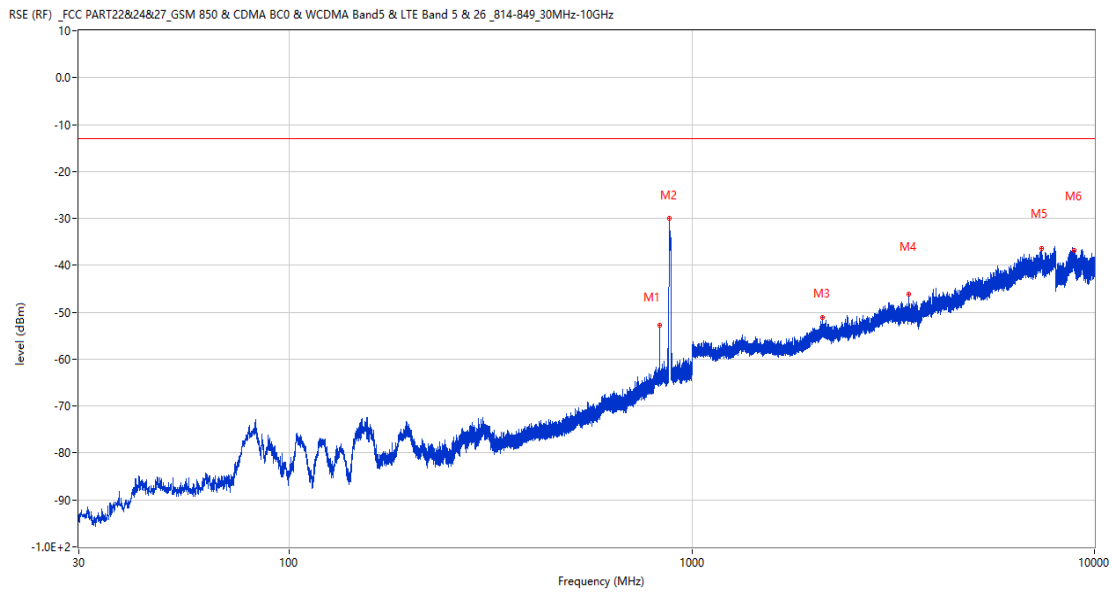
RSE-V&H LTE Band 26 (Part22) BW5 CH26915



Frequency (MHz)	Result (dBm)	Factor (dB)	PK Limit (dBm)	Over Limit (dB)	Table (o)	ANT	EUT	Verdict
834.372	-51.59	7.09	-13.0	-38.59	244.00	Vertical	Horizontal	N/A
879.962	-43.88	6.60	-13.0	-30.88	179.00	Vertical	Horizontal	N/A
2110.900	-51.41	0.26	-13.0	-38.41	183.00	Vertical	Horizontal	Pass
4888.750	-42.51	12.48	-13.0	-29.51	81.00	Vertical	Horizontal	Pass
7912.000	-36.18	18.17	-13.0	-23.18	360.00	Vertical	Horizontal	Pass
8855.400	-35.78	20.29	-13.0	-22.78	97.00	Vertical	Horizontal	Pass

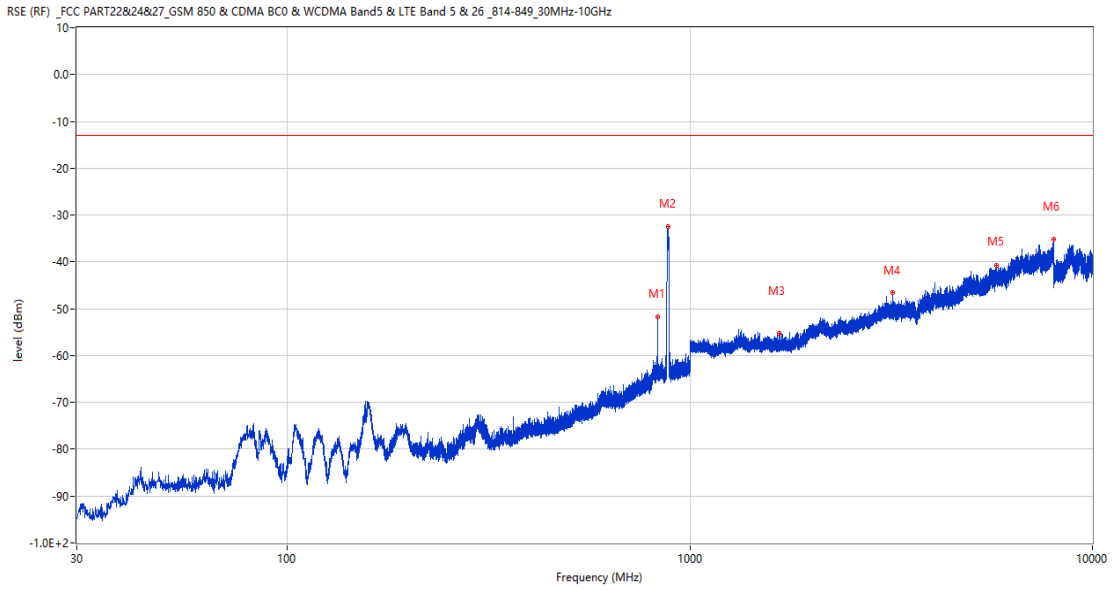
### 15.4 LTE Band 26 (Part22) BW10, Middle Channel

RSE-H&H LTE Band 26 (Part22) BW10 CH26915



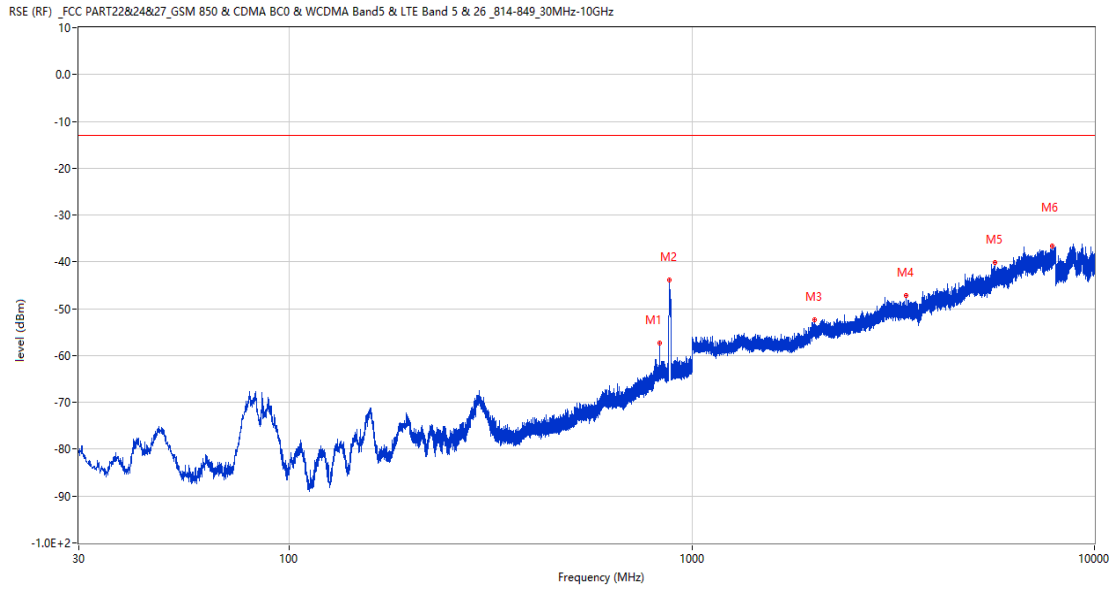
Frequency (MHz)	Result (dBm)	Factor (dB)	PK Limit (dBm)	Over Limit (dB)	Table (o)	ANT	EUT	Verdict
832.044	-52.87	7.05	-13.0	-39.87	241.00	Horizontal	Horizontal	N/A
879.575	-30.07	6.56	-13.0	-17.07	249.00	Horizontal	Horizontal	N/A
2108.300	-51.01	0.32	-13.0	-38.01	205.00	Horizontal	Horizontal	Pass
3449.500	-46.15	7.33	-13.0	-33.15	141.00	Horizontal	Horizontal	Pass
7407.500	-36.49	17.98	-13.0	-23.49	205.00	Horizontal	Horizontal	Pass
8916.300	-36.83	19.65	-13.0	-23.83	26.00	Horizontal	Horizontal	Pass

RSE-H&V LTE Band 26 (Part22) BW10 CH26915



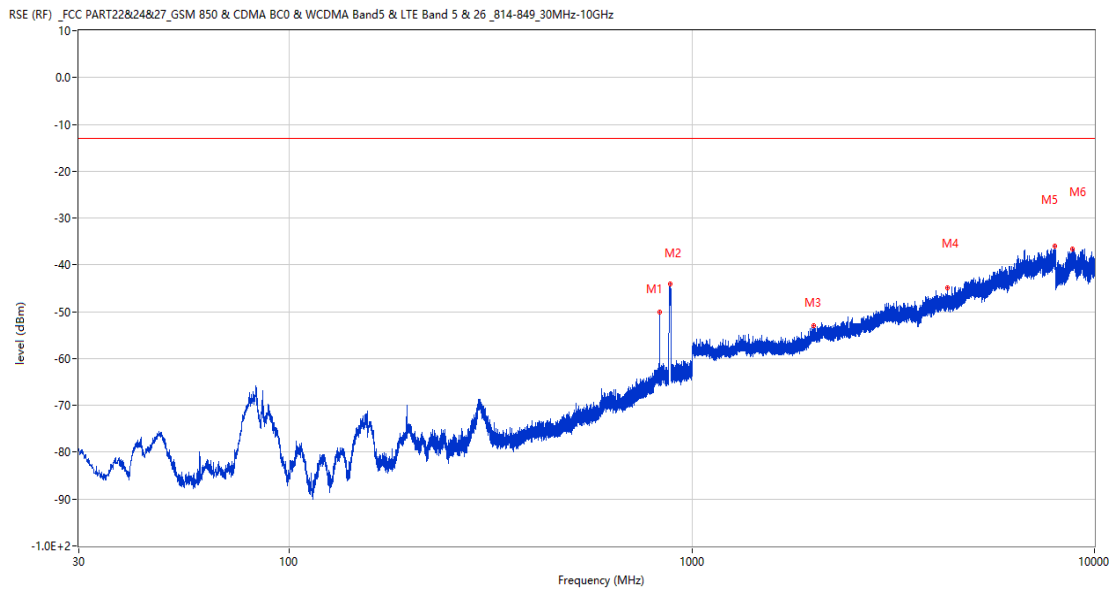
Frequency (MHz)	Result (dBm)	Factor (dB)	PK Limit (dBm)	Over Limit (dB)	Table (o)	ANT	EUT	Verdict
832.093	-51.79	7.05	-13.0	-38.79	110.00	Horizontal	Vertical	N/A
885.394	-32.54	7.12	-13.0	-19.54	82.00	Horizontal	Vertical	N/A
1664.900	-55.32	-3.85	-13.0	-42.32	201.00	Horizontal	Vertical	Pass
3190.500	-46.52	6.81	-13.0	-33.52	69.00	Horizontal	Vertical	Pass
5763.500	-40.79	14.40	-13.0	-27.79	0.00	Horizontal	Vertical	Pass
7999.250	-35.11	18.97	-13.0	-22.11	38.00	Horizontal	Vertical	Pass

RSE-V&V LTE Band 26 (Part22) BW10 CH26915



Frequency (MHz)	Result (dBm)	Factor (dB)	PK Limit (dBm)	Over Limit (dB)	Table (o)	ANT	EUT	Verdict
832.869	-57.27	7.06	-13.0	-44.27	360.00	Vertical	Vertical	N/A
877.537	-43.94	6.47	-13.0	-30.94	252.00	Vertical	Vertical	N/A
2019.600	-52.35	-0.79	-13.0	-39.35	232.00	Vertical	Vertical	Pass
3406.500	-47.08	6.85	-13.0	-34.08	360.00	Vertical	Vertical	Pass
5669.750	-40.16	13.43	-13.0	-27.16	248.00	Vertical	Vertical	Pass
7841.250	-36.55	17.73	-13.0	-23.55	218.00	Vertical	Vertical	Pass

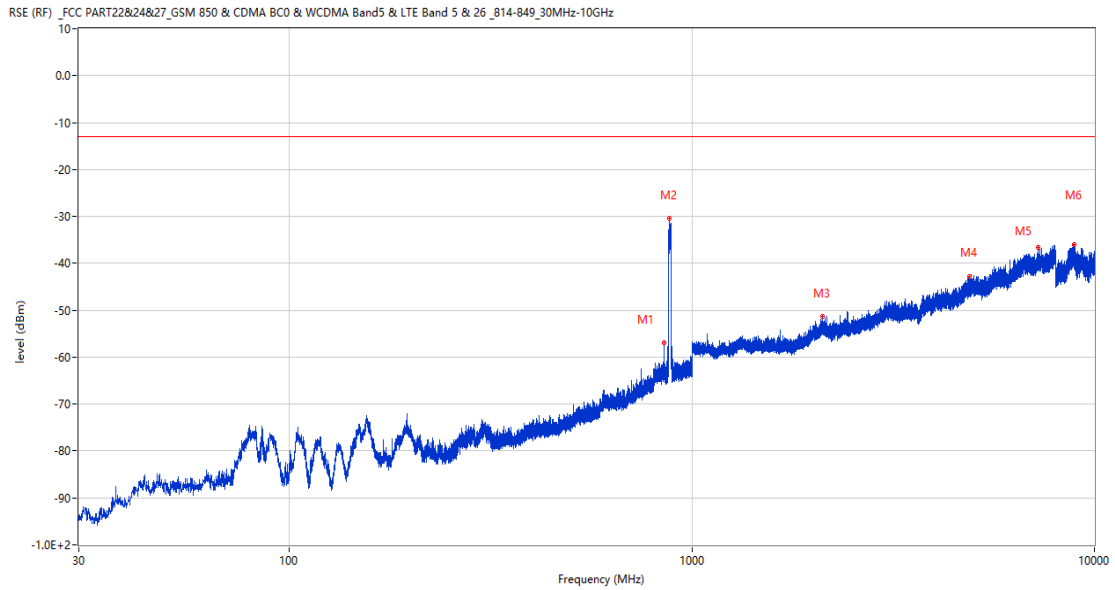
RSE-V&H LTE Band 26 (Part22) BW10 CH26915



Frequency (MHz)	Result (dBm)	Factor (dB)	PK Limit (dBm)	Over Limit (dB)	Table (o)	ANT	EUT	Verdict
832.142	-50.16	7.05	-13.0	-37.16	238.00	Vertical	Horizontal	N/A
885.249	-44.14	7.11	-13.0	-31.14	142.00	Vertical	Horizontal	N/A
2003.700	-52.94	-1.12	-13.0	-39.94	357.00	Vertical	Horizontal	Pass
4309.500	-44.97	10.51	-13.0	-31.97	37.00	Vertical	Horizontal	Pass
7984.000	-35.95	18.26	-13.0	-22.95	164.00	Vertical	Horizontal	Pass
8816.500	-36.69	19.81	-13.0	-23.69	69.00	Vertical	Horizontal	Pass

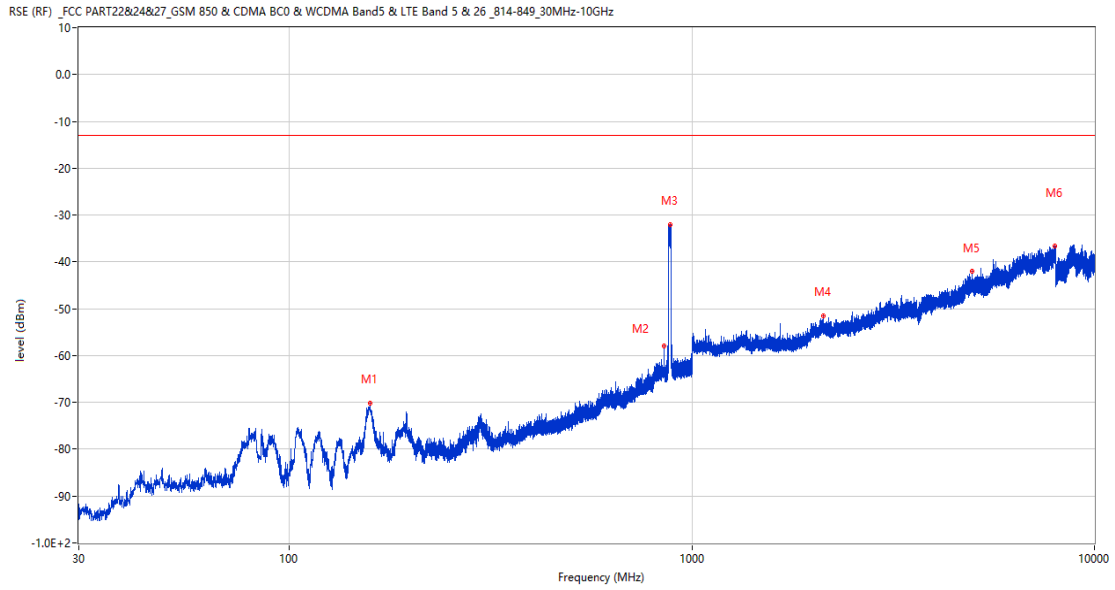
### 15.5 LTE Band 26 (Part22) BW15, Middle Channel

RSE-H&H LTE Band 26 (Part22) BW15 CH26915



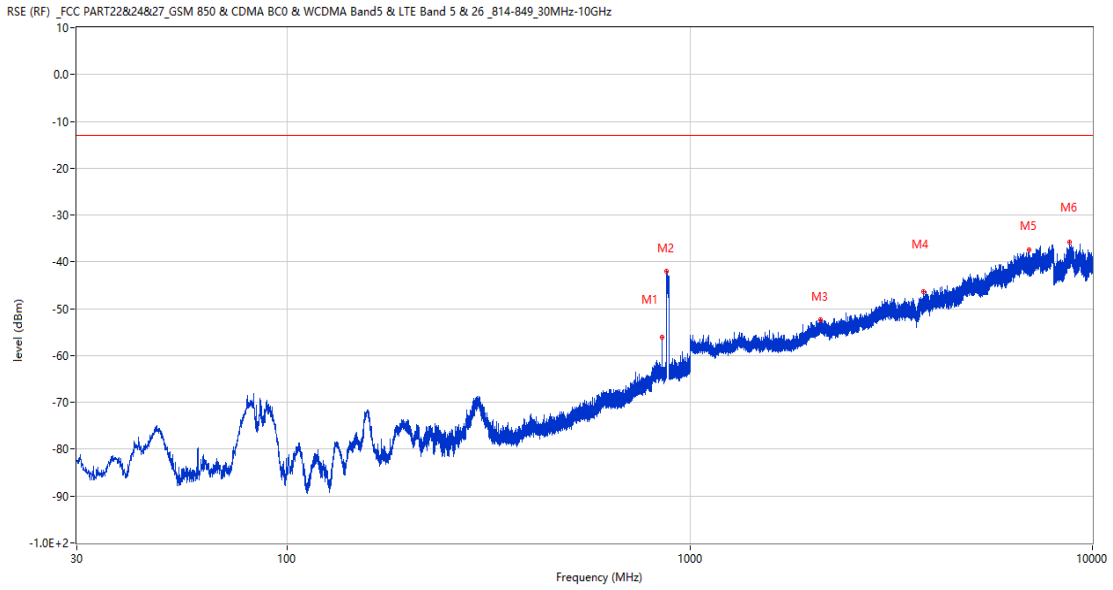
Frequency (MHz)	Result (dBm)	Factor (dB)	PK Limit (dBm)	Over Limit (dB)	Table (o)	ANT	EUT	Verdict
852.802	-56.97	7.37	-13.0	-43.97	74.00	Horizontal	Horizontal	N/A
879.526	-30.48	6.55	-13.0	-17.48	249.00	Horizontal	Horizontal	N/A
2113.800	-51.22	0.20	-13.0	-38.22	311.00	Horizontal	Horizontal	Pass
4897.250	-42.73	12.44	-13.0	-29.73	341.00	Horizontal	Horizontal	Pass
7253.750	-36.63	17.70	-13.0	-23.63	235.00	Horizontal	Horizontal	Pass
8901.000	-36.02	19.74	-13.0	-23.02	140.00	Horizontal	Horizontal	Pass

RSE-H&V LTE Band 26 (Part22) BW15 CH26915



Frequency (MHz)	Result (dBm)	Factor (dB)	PK Limit (dBm)	Over Limit (dB)	Table (o)	ANT	EUT	Verdict
158.768	-70.07	-16.69	-13.0	-57.07	69.00	Horizontal	Vertical	Pass
852.802	-57.95	7.37	-13.0	-44.95	109.00	Horizontal	Vertical	N/A
885.201	-31.96	7.11	-13.0	-18.96	81.00	Horizontal	Vertical	N/A
2116.300	-51.54	0.08	-13.0	-38.54	338.00	Horizontal	Vertical	Pass
4978.250	-42.03	13.42	-13.0	-29.03	353.00	Horizontal	Vertical	Pass
7985.750	-36.55	18.21	-13.0	-23.55	227.00	Horizontal	Vertical	Pass

RSE-V&V LTE Band 26 (Part22) BW15 CH26915

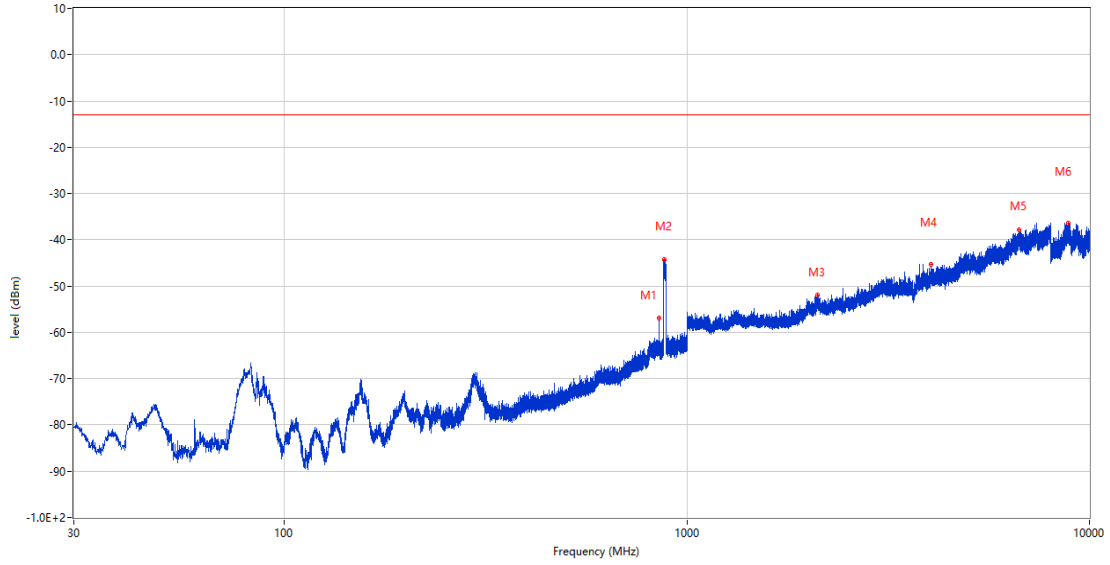


Frequency (MHz)	Result (dBm)	Factor (dB)	PK Limit (dBm)	Over Limit (dB)	Table (o)	ANT	EUT	Verdict
852.802	-56.18	7.37	-13.0	-43.18	234.00	Vertical	Vertical	N/A
875.695	-41.97	6.46	-13.0	-28.97	217.00	Vertical	Vertical	N/A
2111.100	-52.35	0.26	-13.0	-39.35	323.00	Vertical	Vertical	Pass
3809.000	-46.36	9.04	-13.0	-33.36	332.00	Vertical	Vertical	Pass
6971.000	-37.41	15.67	-13.0	-24.41	217.00	Vertical	Vertical	Pass
8768.300	-35.75	19.10	-13.0	-22.75	197.00	Vertical	Vertical	Pass



RSE-V&H LTE Band 26 (Part22) BW15 CH26915

RSE (RF) \_FCC PART22&248&27\_GSM 850 & CDMA BC0 & WCDMA Band5 & LTE Band 5 & 26 \_814-849\_30MHz-10GHz

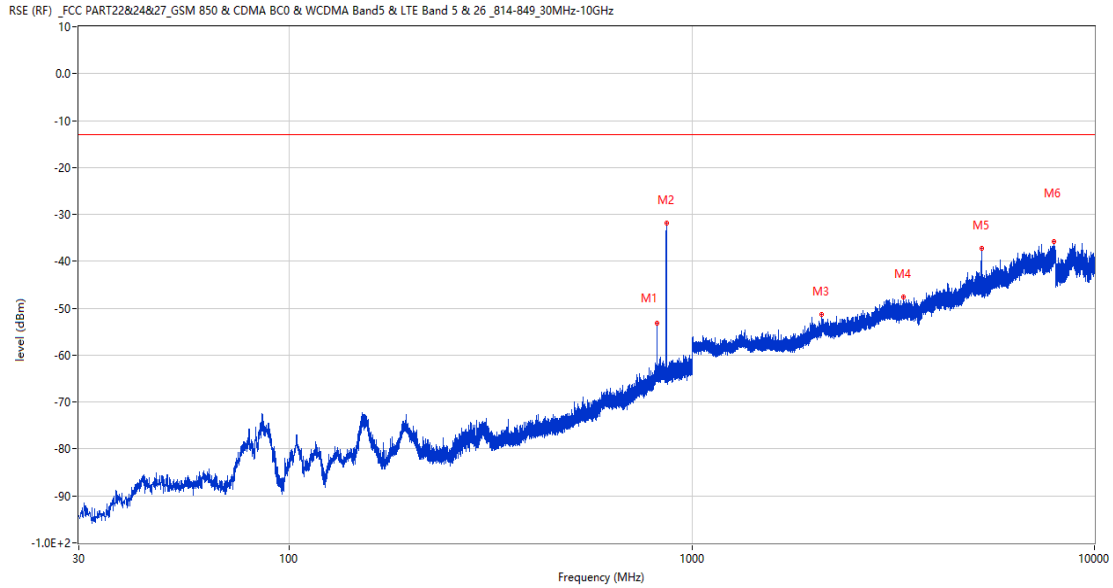


Frequency (MHz)	Result (dBm)	Factor (dB)	PK Limit (dBm)	Over Limit (dB)	Table (o)	ANT	EUT	Verdict
852.754	-56.83	7.37	-13.0	-43.83	235.00	Vertical	Horizontal	N/A
878.993	-44.32	6.51	-13.0	-31.32	135.00	Vertical	Horizontal	N/A
2113.400	-52.04	0.23	-13.0	-39.04	298.00	Vertical	Horizontal	Pass
4039.250	-45.37	9.95	-13.0	-32.37	311.00	Vertical	Horizontal	Pass
6668.500	-37.76	16.56	-13.0	-24.76	237.00	Vertical	Horizontal	Pass
8856.901	-36.43	20.28	-13.0	-23.43	256.00	Vertical	Horizontal	Pass

16 LTE Band 26 (Part90)

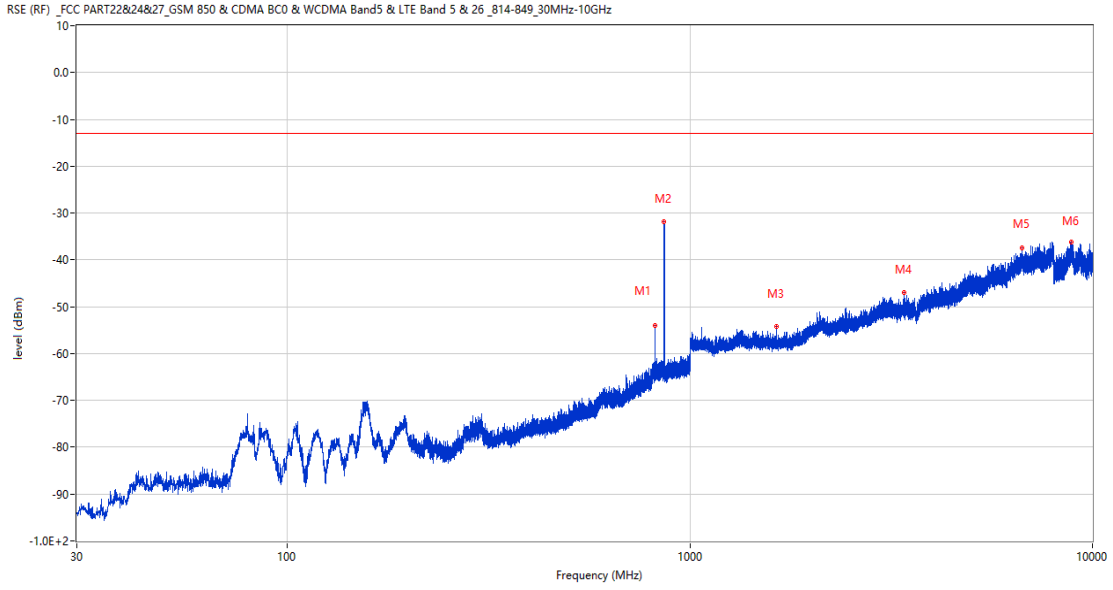
16.1 LTE Band 26 (Part90) BW1.4, Middle Channel

RSE-H&H LTE Band 26 (Part90) BW1.4 CH26740



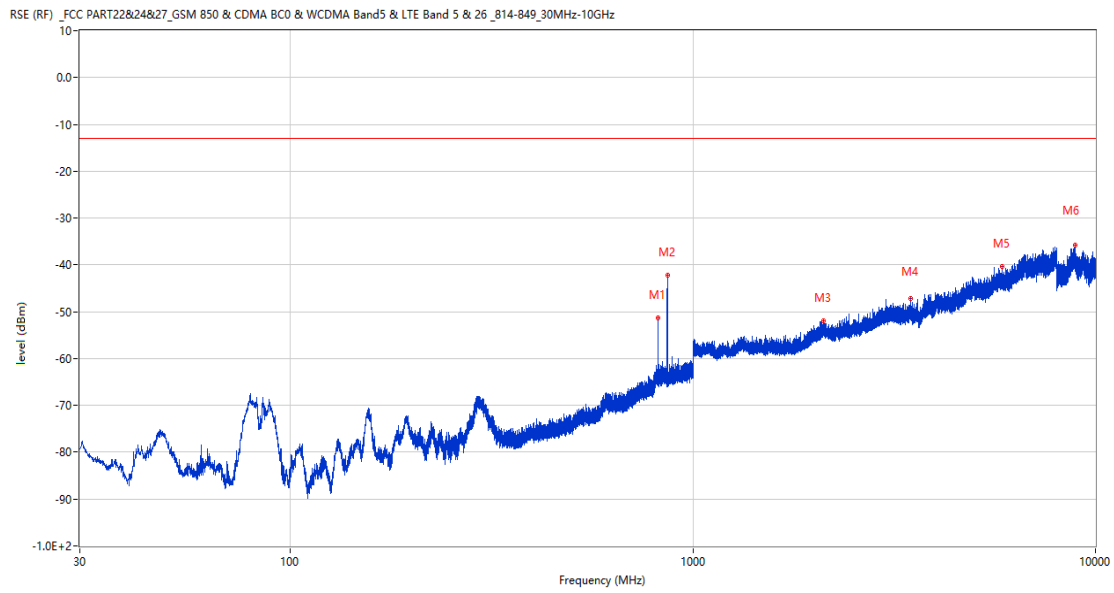
Frequency (MHz)	Result (dBm)	Factor (dB)	PK Limit (dBm)	Over Limit (dB)	Table (o)	ANT	EUT	Verdict
818.610	-53.22	6.82	-13.0	-40.22	290.00	Horizontal	Horizontal	N/A
864.055	-31.93	6.24	-13.0	-18.93	243.00	Horizontal	Horizontal	N/A
2103.400	-51.41	0.14	-13.0	-38.41	311.00	Horizontal	Horizontal	Pass
3354.250	-47.60	6.96	-13.0	-34.60	142.00	Horizontal	Horizontal	Pass
5242.500	-37.31	12.02	-13.0	-24.31	360.00	Horizontal	Horizontal	Pass
7942.750	-35.88	18.90	-13.0	-22.88	360.00	Horizontal	Horizontal	Pass

RSE-H&V LTE Band 26 (Part90) BW1.4 CH26740



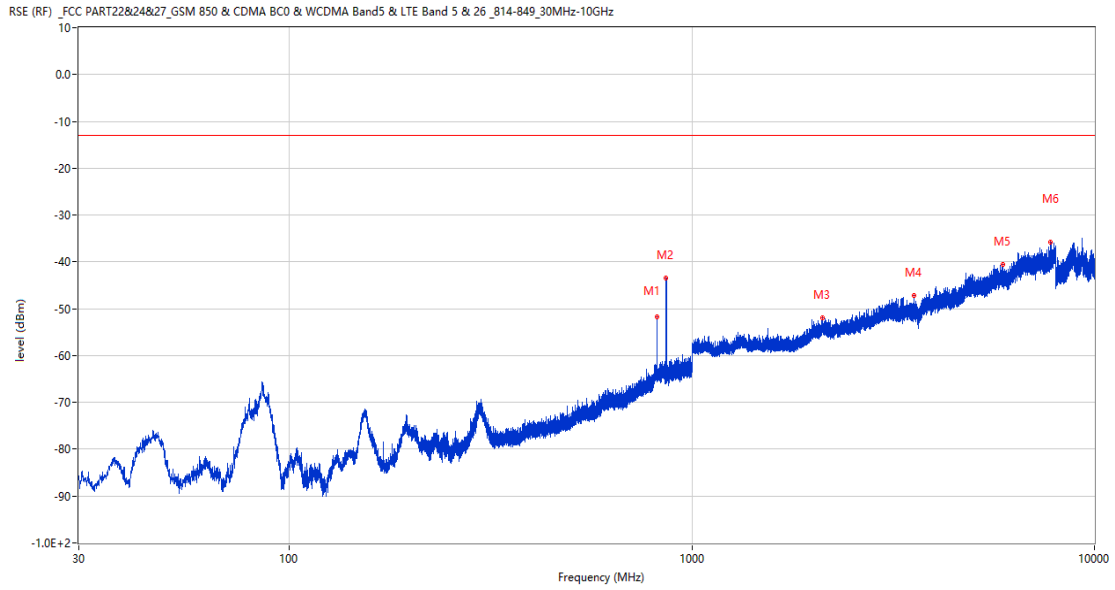
Frequency (MHz)	Result (dBm)	Factor (dB)	PK Limit (dBm)	Over Limit (dB)	Table (o)	ANT	EUT	Verdict
818.513	-53.92	6.82	-13.0	-40.92	110.00	Horizontal	Vertical	N/A
863.618	-31.85	6.21	-13.0	-18.85	65.00	Horizontal	Vertical	N/A
1637.800	-54.21	-3.74	-13.0	-41.21	296.00	Horizontal	Vertical	Pass
3397.250	-46.97	7.46	-13.0	-33.97	42.00	Horizontal	Vertical	Pass
6677.750	-37.36	16.80	-13.0	-24.36	352.00	Horizontal	Vertical	Pass
8856.401	-36.19	20.28	-13.0	-23.19	235.00	Horizontal	Vertical	Pass

RSE-V&V LTE Band 26 (Part90) BW1.4 CH26740



Frequency (MHz)	Result (dBm)	Factor (dB)	PK Limit (dBm)	Over Limit (dB)	Table (o)	ANT	EUT	Verdict
818.610	-51.36	6.82	-13.0	-38.36	127.00	Vertical	Vertical	N/A
864.151	-42.19	6.25	-13.0	-29.19	122.00	Vertical	Vertical	N/A
2105.800	-52.02	0.21	-13.0	-39.02	181.00	Vertical	Vertical	Pass
3478.000	-47.28	7.73	-13.0	-34.28	315.00	Vertical	Vertical	Pass
5871.250	-40.44	14.64	-13.0	-27.44	170.00	Vertical	Vertical	Pass
8886.700	-35.86	19.91	-13.0	-22.86	213.00	Vertical	Vertical	Pass

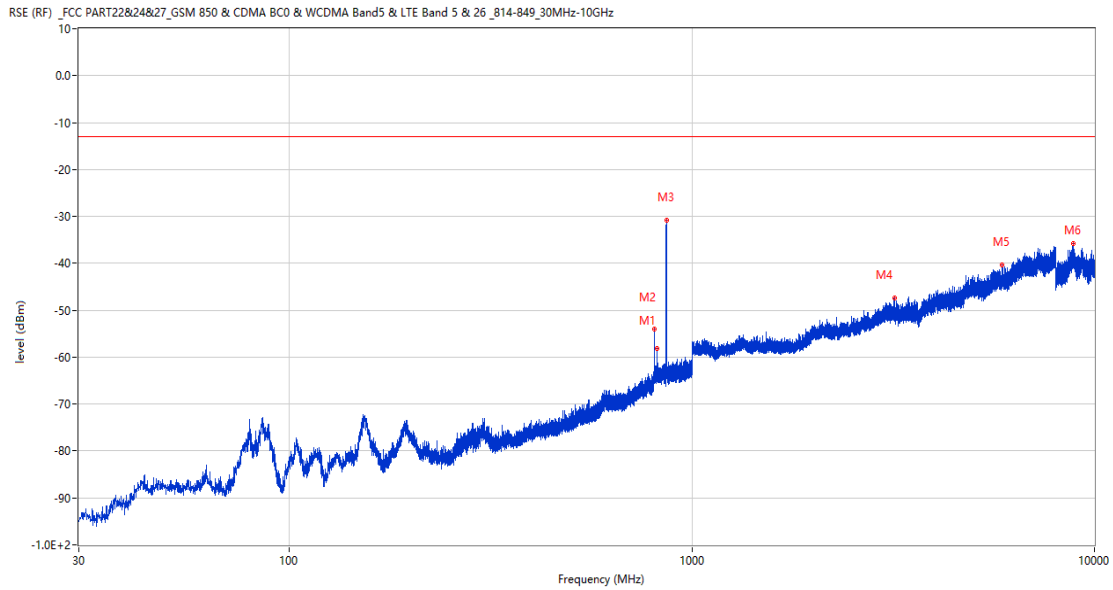
RSE-V&H LTE Band 26 (Part90) BW1.4 CH26740



Frequency (MHz)	Result (dBm)	Factor (dB)	PK Limit (dBm)	Over Limit (dB)	Table (o)	ANT	EUT	Verdict
818.562	-51.67	6.82	-13.0	-38.67	192.00	Vertical	Horizontal	N/A
863.764	-43.48	6.21	-13.0	-30.48	249.00	Vertical	Horizontal	N/A
2108.200	-52.04	0.32	-13.0	-39.04	293.00	Vertical	Horizontal	Pass
3563.500	-47.13	7.12	-13.0	-34.13	31.00	Vertical	Horizontal	Pass
5932.250	-40.61	14.28	-13.0	-27.61	47.00	Vertical	Horizontal	Pass
7789.750	-35.84	18.29	-13.0	-22.84	191.00	Vertical	Horizontal	Pass

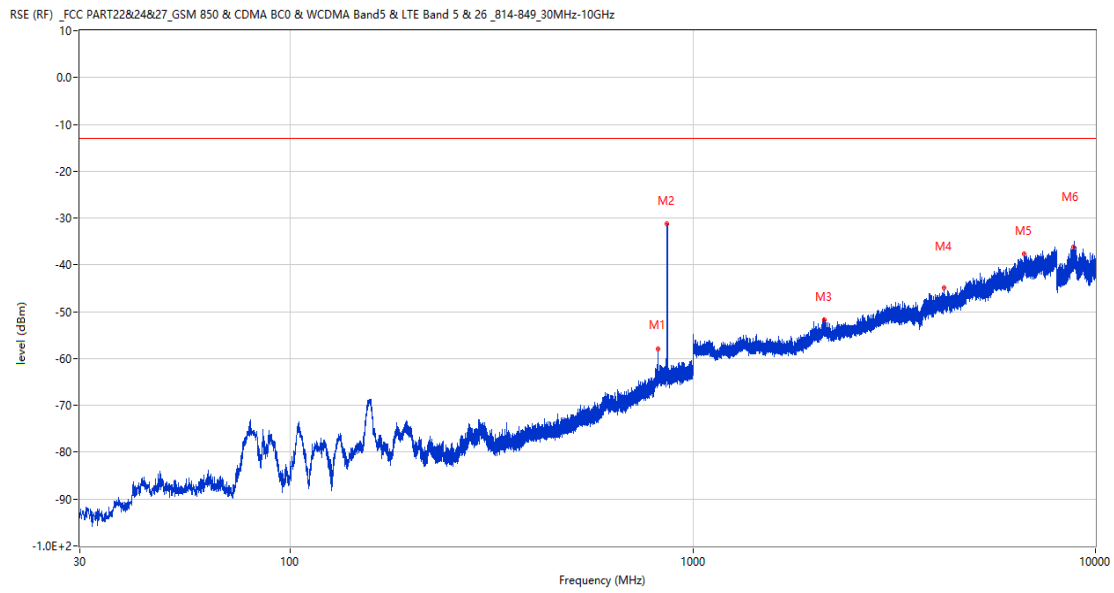
## 16.2 LTE Band 26 (Part90) BW3, Middle Channel

RSE-H&H LTE Band 26 (Part90) BW3 CH26740



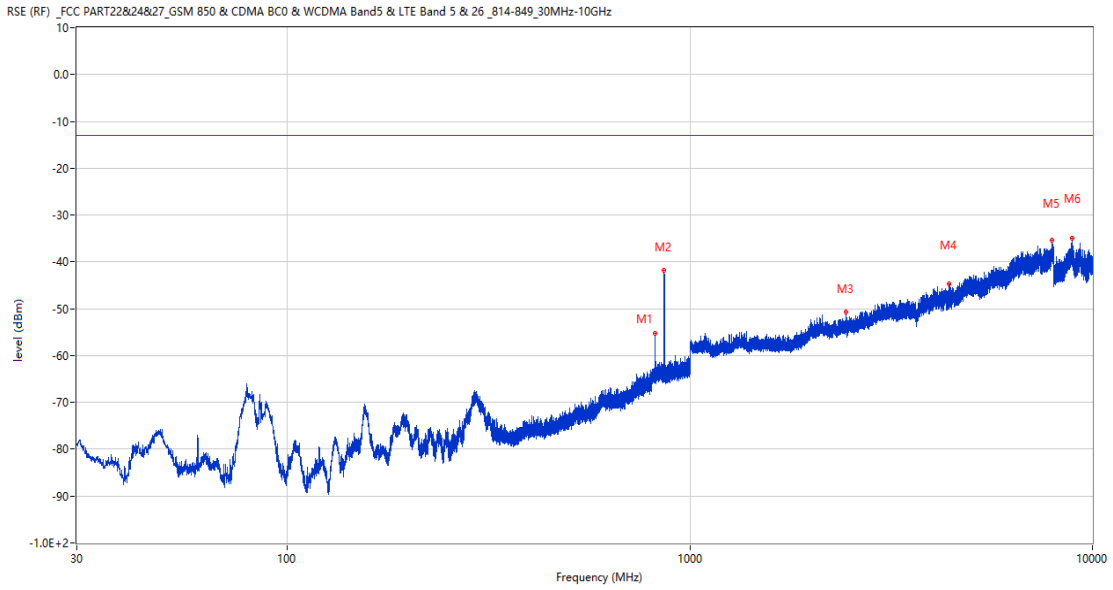
Frequency (MHz)	Result (dBm)	Factor (dB)	PK Limit (dBm)	Over Limit (dB)	Table (o)	ANT	EUT	Verdict
806.388	-54.02	5.99	-13.0	-41.02	197.00	Horizontal	Horizontal	N/A
819.143	-58.13	6.82	-13.0	-45.13	79.00	Horizontal	Horizontal	N/A
864.491	-30.82	6.29	-13.0	-17.82	244.00	Horizontal	Horizontal	N/A
3192.500	-47.48	6.73	-13.0	-34.48	350.00	Horizontal	Horizontal	Pass
5900.500	-40.43	14.60	-13.0	-27.43	3.00	Horizontal	Horizontal	Pass
8844.000	-35.72	20.26	-13.0	-22.72	104.00	Horizontal	Horizontal	Pass

RSE-H&V LTE Band 26 (Part90) BW3 CH26740



Frequency (MHz)	Result (dBm)	Factor (dB)	PK Limit (dBm)	Over Limit (dB)	Table (o)	ANT	EUT	Verdict
817.834	-57.90	6.82	-13.0	-44.90	360.00	Horizontal	Vertical	N/A
863.521	-31.31	6.21	-13.0	-18.31	72.00	Horizontal	Vertical	N/A
2119.300	-51.77	-0.08	-13.0	-38.77	165.00	Horizontal	Vertical	Pass
4214.500	-44.99	10.62	-13.0	-31.99	360.00	Horizontal	Vertical	Pass
6661.500	-37.71	16.36	-13.0	-24.71	267.00	Horizontal	Vertical	Pass
8823.500	-36.18	19.93	-13.0	-23.18	61.00	Horizontal	Vertical	Pass

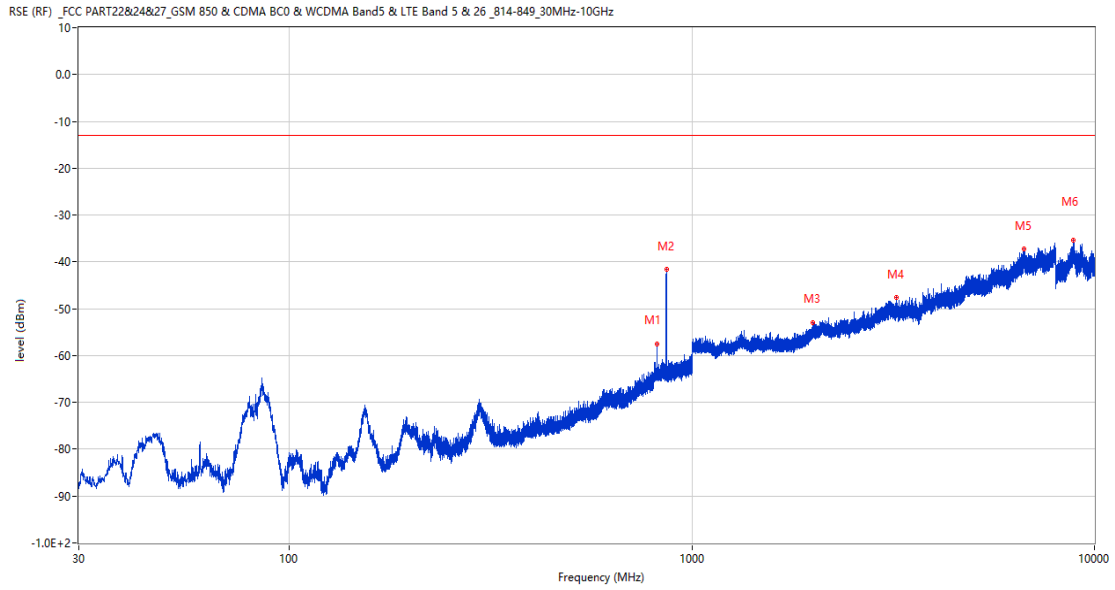
RSE-V&V LTE Band 26 (Part90) BW3 CH26740



Frequency (MHz)	Result (dBm)	Factor (dB)	PK Limit (dBm)	Over Limit (dB)	Table (o)	ANT	EUT	Verdict
817.834	-55.24	6.82	-13.0	-42.24	133.00	Vertical	Vertical	N/A
863.279	-41.86	6.23	-13.0	-28.86	109.00	Vertical	Vertical	N/A
2441.300	-50.73	0.22	-13.0	-37.73	116.00	Vertical	Vertical	Pass
4407.000	-44.77	10.74	-13.0	-31.77	360.00	Vertical	Vertical	Pass
7928.500	-35.37	18.57	-13.0	-22.37	188.00	Vertical	Vertical	Pass
8886.799	-34.87	19.91	-13.0	-21.87	278.00	Vertical	Vertical	Pass



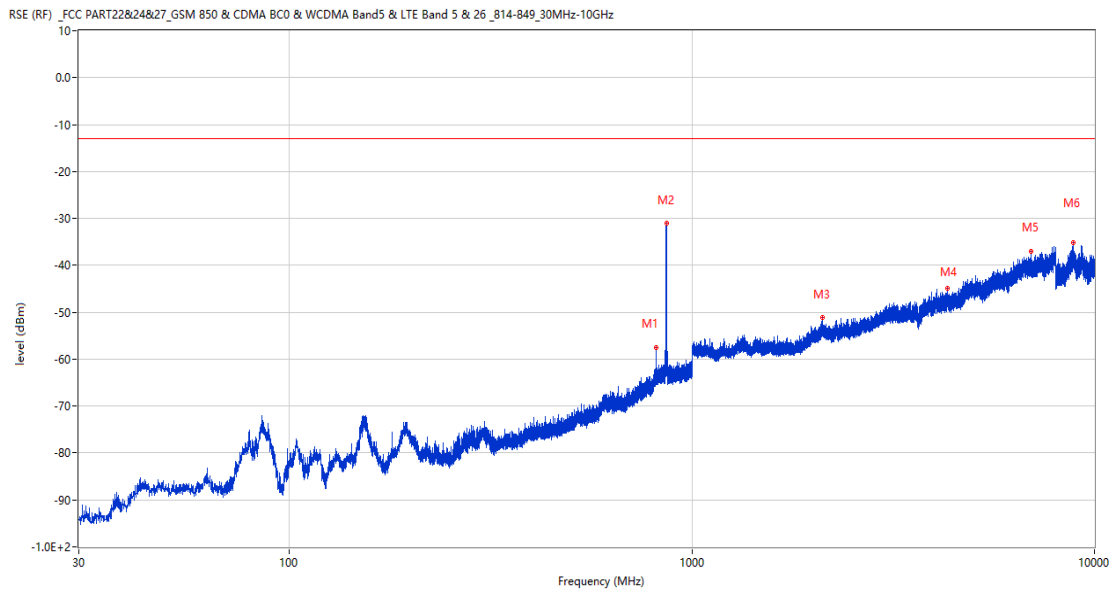
RSE-V&H LTE Band 26 (Part90) BW3 CH26740



Frequency (MHz)	Result (dBm)	Factor (dB)	PK Limit (dBm)	Over Limit (dB)	Table (o)	ANT	EUT	Verdict
819.871	-57.60	6.83	-13.0	-44.60	268.00	Vertical	Horizontal	N/A
864.636	-41.59	6.28	-13.0	-28.59	172.00	Vertical	Horizontal	N/A
1999.000	-53.03	-1.18	-13.0	-40.03	39.00	Vertical	Horizontal	Pass
3223.000	-47.50	6.35	-13.0	-34.50	333.00	Vertical	Horizontal	Pass
6674.000	-37.31	16.67	-13.0	-24.31	80.00	Vertical	Horizontal	Pass
8880.400	-35.39	19.99	-13.0	-22.39	312.00	Vertical	Horizontal	Pass

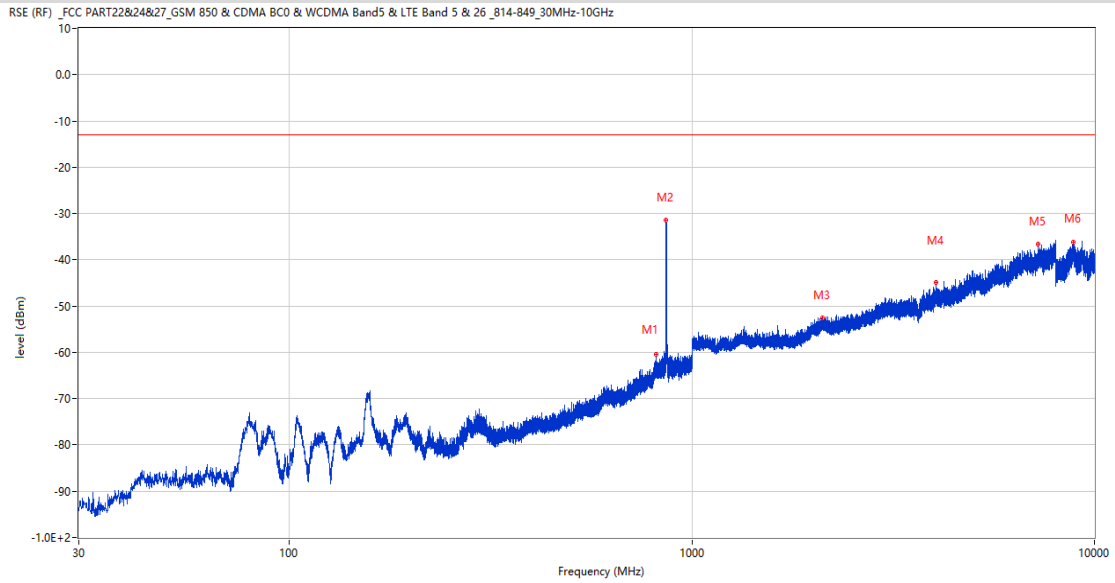
### 16.3 LTE Band 26 (Part90) BW5, Middle Channel

RSE-H&H LTE Band 26 (Part90) BW5 CH26740



Frequency (MHz)	Result (dBm)	Factor (dB)	PK Limit (dBm)	Over Limit (dB)	Table (o)	ANT	EUT	Verdict
816.767	-57.43	6.81	-13.0	-44.43	289.00	Horizontal	Horizontal	N/A
864.103	-31.08	6.25	-13.0	-18.08	257.00	Horizontal	Horizontal	N/A
2109.400	-51.15	0.32	-13.0	-38.15	106.00	Horizontal	Horizontal	Pass
4307.250	-44.80	10.66	-13.0	-31.80	312.00	Horizontal	Horizontal	Pass
6943.750	-37.11	16.04	-13.0	-24.11	29.00	Horizontal	Horizontal	Pass
8866.700	-35.07	20.16	-13.0	-22.07	54.00	Horizontal	Horizontal	Pass

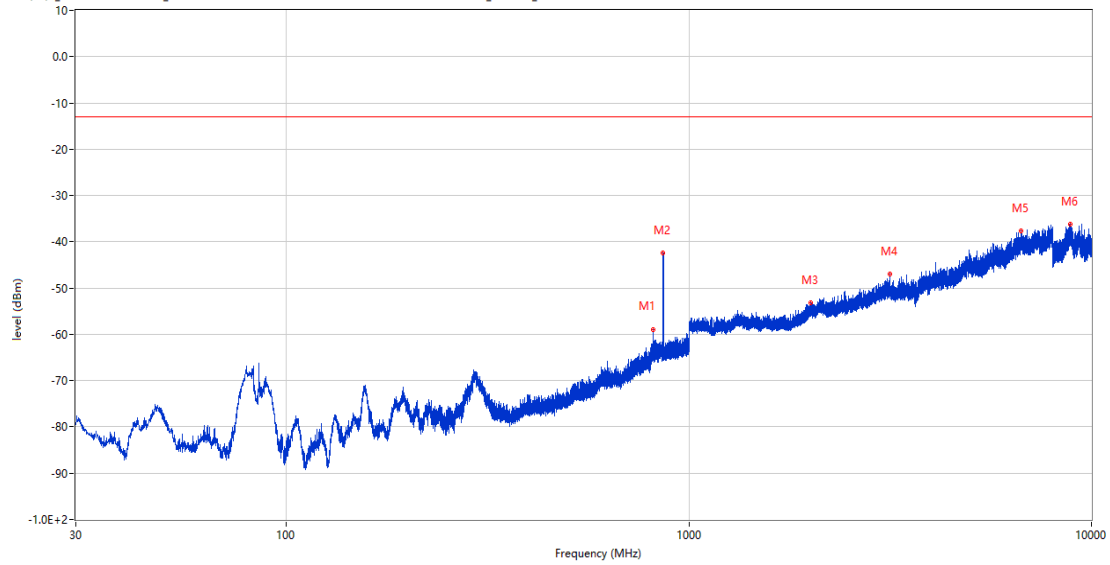
RSE-H&V LTE Band 26 (Part90) BW5 CH26740



Frequency (MHz)	Result (dBm)	Factor (dB)	PK Limit (dBm)	Over Limit (dB)	Table (o)	ANT	EUT	Verdict
816.815	-60.48	6.81	-13.0	-47.48	103.00	Horizontal	Vertical	N/A
862.066	-31.49	6.26	-13.0	-18.49	75.00	Horizontal	Vertical	N/A
2105.800	-52.62	0.21	-13.0	-39.62	292.00	Horizontal	Vertical	Pass
4037.250	-44.85	9.78	-13.0	-31.85	235.00	Horizontal	Vertical	Pass
7259.250	-36.62	17.65	-13.0	-23.62	315.00	Horizontal	Vertical	Pass
8847.200	-36.13	20.31	-13.0	-23.13	319.00	Horizontal	Vertical	Pass

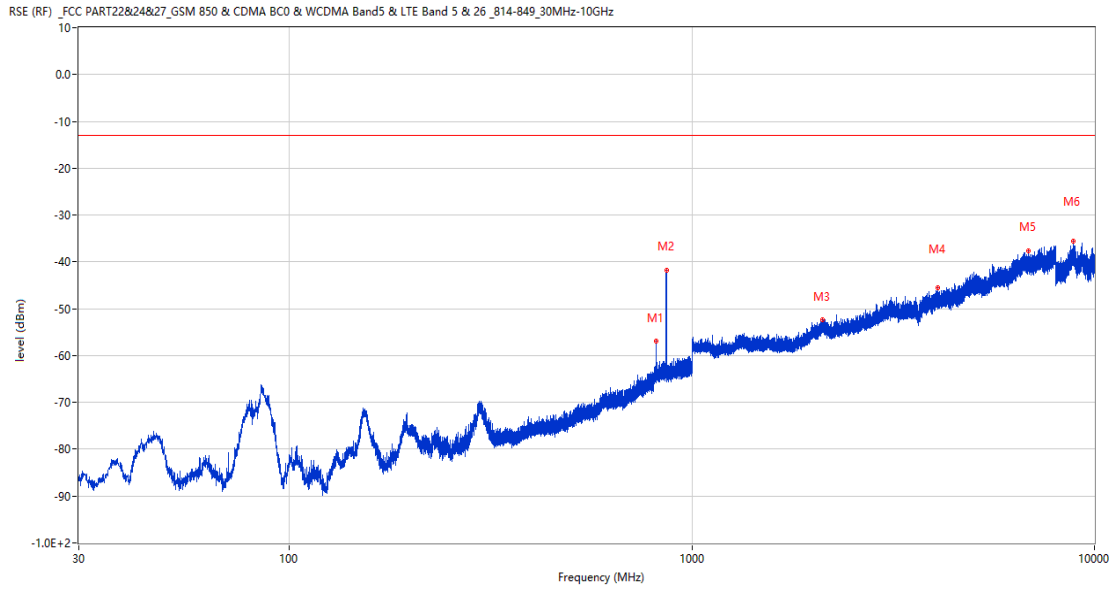
### RSE-V&V LTE Band 26 (Part90) BW5 CH26740

RSE (RF) \_FCC PART22&24&27\_GSM 850 & CDMA BC0 & WCDMA Band5 & LTE Band 5 & 26 \_814-849\_30MHz-10GHz



Frequency (MHz)	Result (dBm)	Factor (dB)	PK Limit (dBm)	Over Limit (dB)	Table (o)	ANT	EUT	Verdict
816.815	-58.92	6.81	-13.0	-45.92	134.00	Vertical	Vertical	N/A
862.648	-42.39	6.25	-13.0	-29.39	117.00	Vertical	Vertical	N/A
2011.200	-53.16	-0.92	-13.0	-40.16	165.00	Vertical	Vertical	Pass
3161.500	-46.95	6.09	-13.0	-33.95	360.00	Vertical	Vertical	Pass
6685.750	-37.61	17.02	-13.0	-24.61	10.00	Vertical	Vertical	Pass
8849.599	-36.19	20.35	-13.0	-23.19	3.00	Vertical	Vertical	Pass

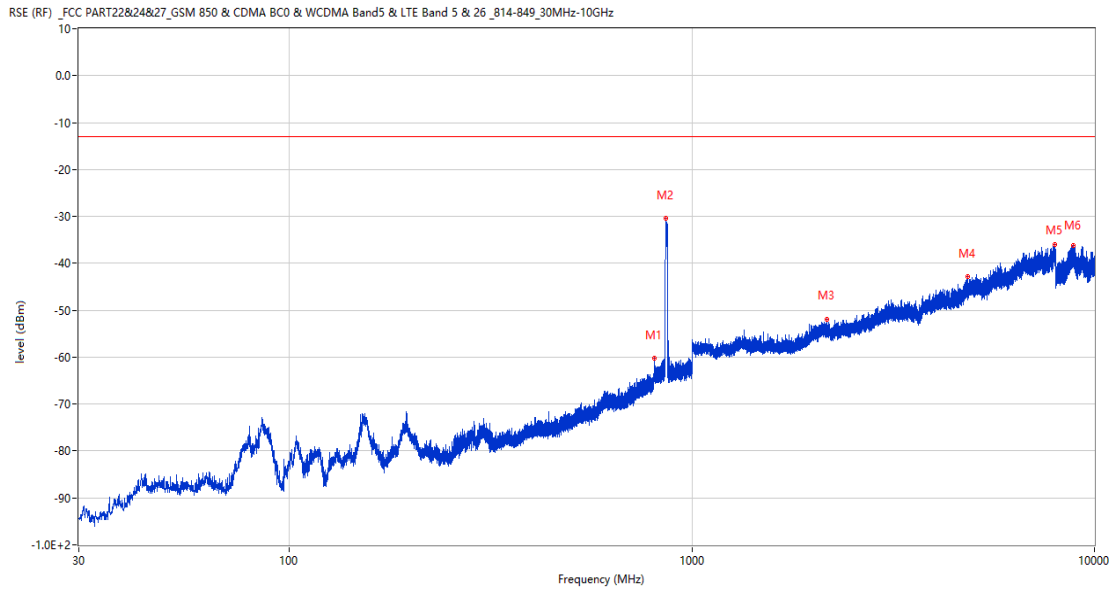
RSE-V&H LTE Band 26 (Part90) BW5 CH26740



Frequency (MHz)	Result (dBm)	Factor (dB)	PK Limit (dBm)	Over Limit (dB)	Table (o)	ANT	EUT	Verdict
816.767	-57.00	6.81	-13.0	-44.00	249.00	Vertical	Horizontal	N/A
863.958	-41.70	6.23	-13.0	-28.70	229.00	Vertical	Horizontal	N/A
2109.700	-52.37	0.32	-13.0	-39.37	160.00	Vertical	Horizontal	Pass
4079.500	-45.45	10.05	-13.0	-32.45	227.00	Vertical	Horizontal	Pass
6862.500	-37.62	16.44	-13.0	-24.62	91.00	Vertical	Horizontal	Pass
8852.200	-35.55	20.33	-13.0	-22.55	297.00	Vertical	Horizontal	Pass

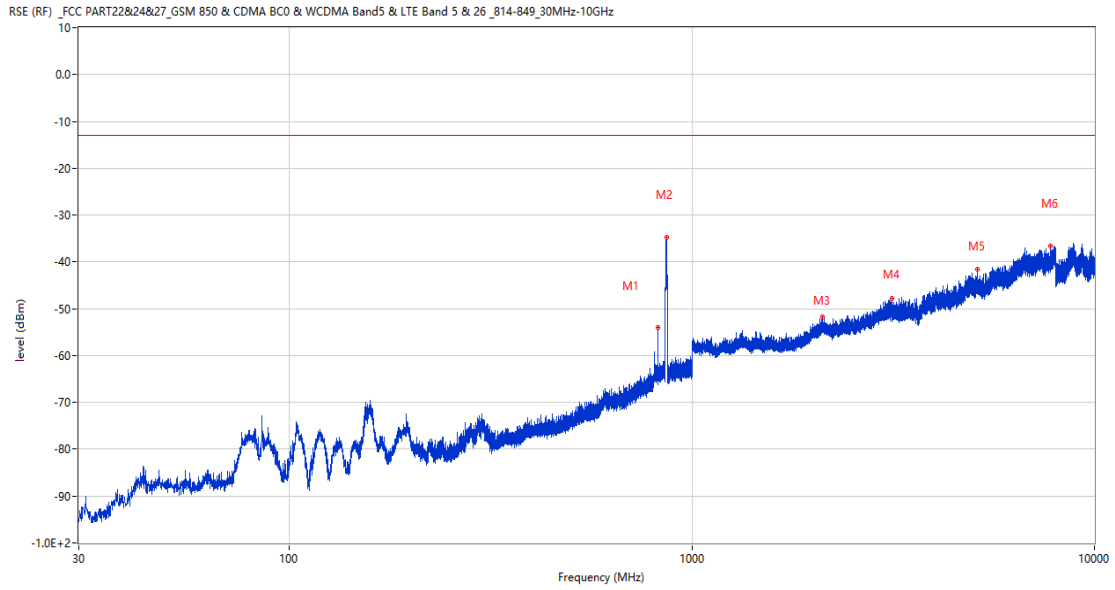
### 16.4 LTE Band 26 (Part90) BW10, Middle Channel

RSE-H&H LTE Band 26 (Part90) BW10 CH26740



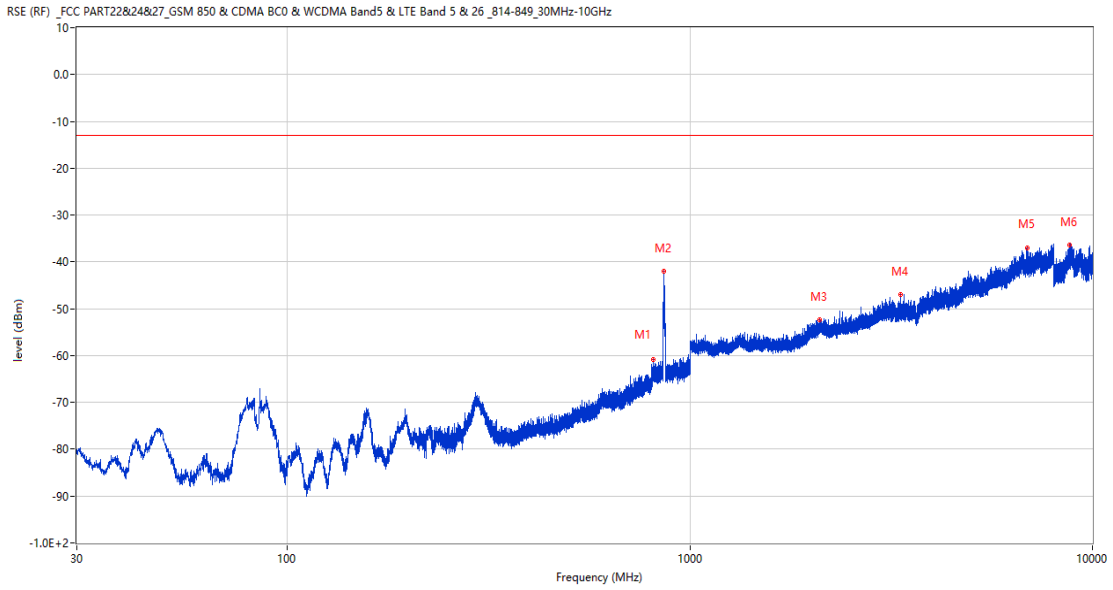
Frequency (MHz)	Result (dBm)	Factor (dB)	PK Limit (dBm)	Over Limit (dB)	Table (o)	ANT	EUT	Verdict
807.746	-60.21	5.99	-13.0	-47.21	134.00	Horizontal	Horizontal	N/A
861.581	-30.47	6.27	-13.0	-17.47	248.00	Horizontal	Horizontal	N/A
2160.800	-51.97	-0.41	-13.0	-38.97	141.00	Horizontal	Horizontal	Pass
4850.000	-42.92	12.72	-13.0	-29.92	238.00	Horizontal	Horizontal	Pass
7966.250	-36.06	18.07	-13.0	-23.06	300.00	Horizontal	Horizontal	Pass
8876.599	-36.27	20.04	-13.0	-23.27	141.00	Horizontal	Horizontal	Pass

RSE-H&V LTE Band 26 (Part90) BW10 CH26740



Frequency (MHz)	Result (dBm)	Factor (dB)	PK Limit (dBm)	Over Limit (dB)	Table (o)	ANT	EUT	Verdict
823.169	-54.04	6.89	-13.0	-41.04	128.00	Horizontal	Vertical	N/A
864.151	-34.72	6.25	-13.0	-21.72	260.00	Horizontal	Vertical	N/A
2108.600	-51.78	0.31	-13.0	-38.78	43.00	Horizontal	Vertical	Pass
3138.500	-47.87	6.67	-13.0	-34.87	45.00	Horizontal	Vertical	Pass
5116.000	-41.64	12.26	-13.0	-28.64	360.00	Horizontal	Vertical	Pass
7779.750	-36.70	18.17	-13.0	-23.70	80.00	Horizontal	Vertical	Pass

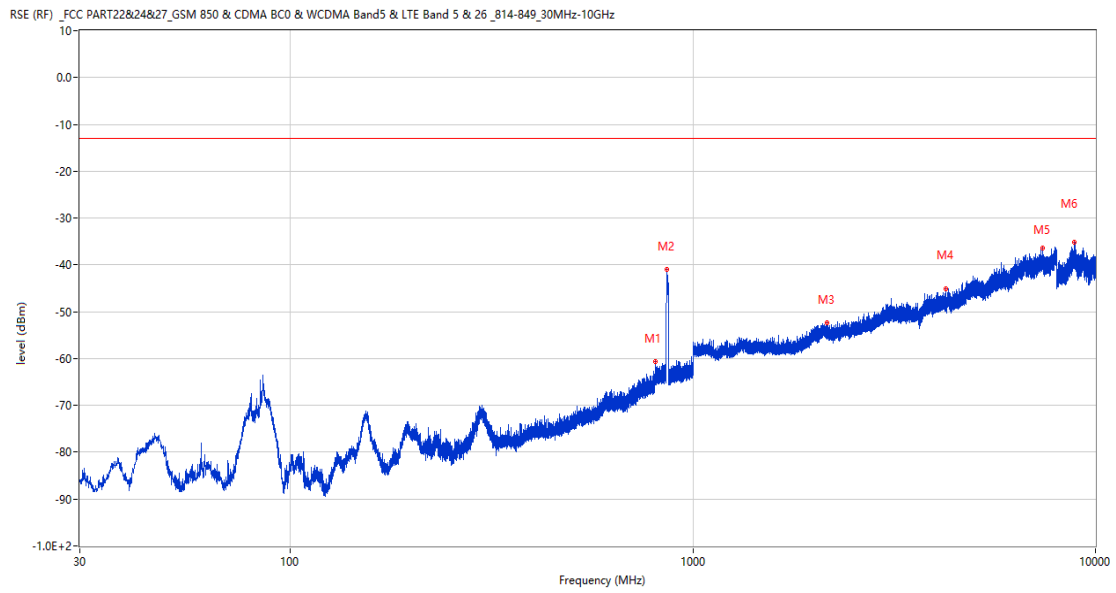
RSE-V&V LTE Band 26 (Part90) BW10 CH26740



Frequency (MHz)	Result (dBm)	Factor (dB)	PK Limit (dBm)	Over Limit (dB)	Table (o)	ANT	EUT	Verdict
812.644	-60.94	6.79	-13.0	-47.94	228.00	Vertical	Vertical	N/A
859.883	-42.05	6.19	-13.0	-29.05	244.00	Vertical	Vertical	N/A
2101.400	-52.43	0.08	-13.0	-39.43	207.00	Vertical	Vertical	Pass
3342.750	-46.94	7.18	-13.0	-33.94	58.00	Vertical	Vertical	Pass
6879.000	-37.06	16.14	-13.0	-24.06	154.00	Vertical	Vertical	Pass
8784.900	-36.37	19.33	-13.0	-23.37	2.00	Vertical	Vertical	Pass



RSE-V&H LTE Band 26 (Part90) BW10 CH26740

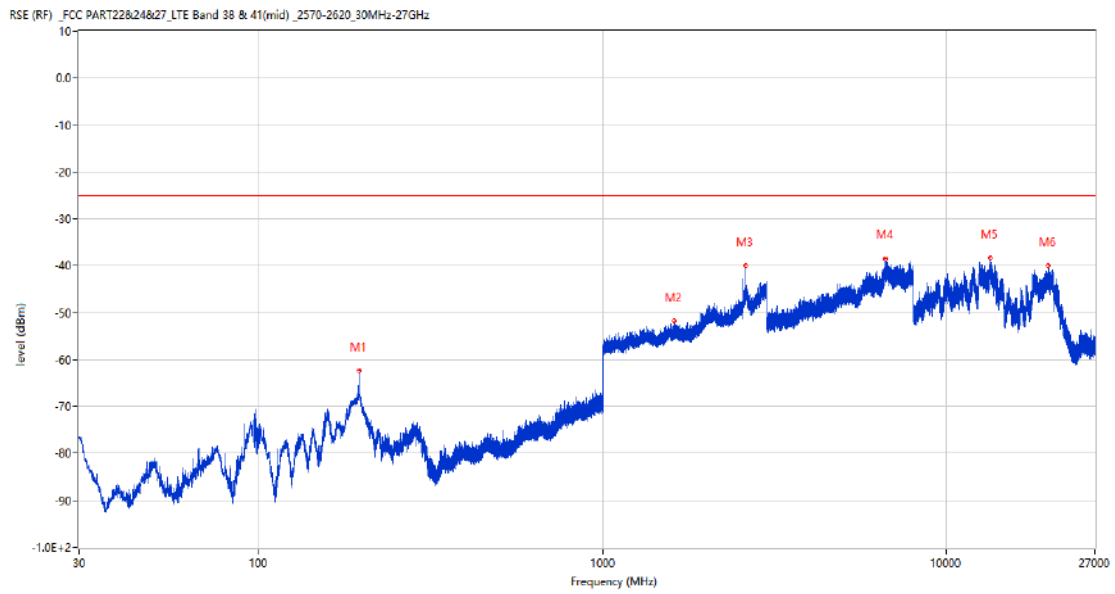


Frequency (MHz)	Result (dBm)	Factor (dB)	PK Limit (dBm)	Over Limit (dB)	Table (o)	ANT	EUT	Verdict
807.115	-60.62	5.90	-13.0	-47.62	286.00	Vertical	Horizontal	N/A
862.260	-41.04	6.26	-13.0	-28.04	238.00	Vertical	Horizontal	N/A
2152.800	-52.45	-0.10	-13.0	-39.45	15.00	Vertical	Horizontal	Pass
4244.750	-45.18	10.00	-13.0	-32.18	289.00	Vertical	Horizontal	Pass
7404.250	-36.42	17.88	-13.0	-23.42	28.00	Vertical	Horizontal	Pass
8853.800	-35.26	20.31	-13.0	-22.26	255.00	Vertical	Horizontal	Pass

17 LTE Band 38

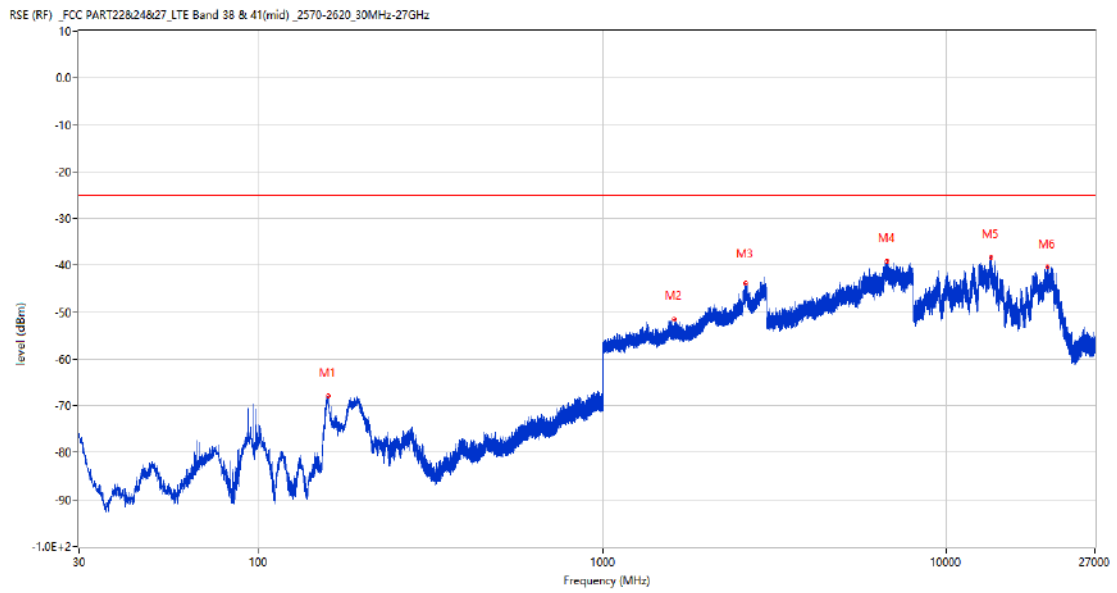
17.1 LTE Band 38 BW5, Middle Channel

RSE-H&H LTE Band 38 BW5 CH38000



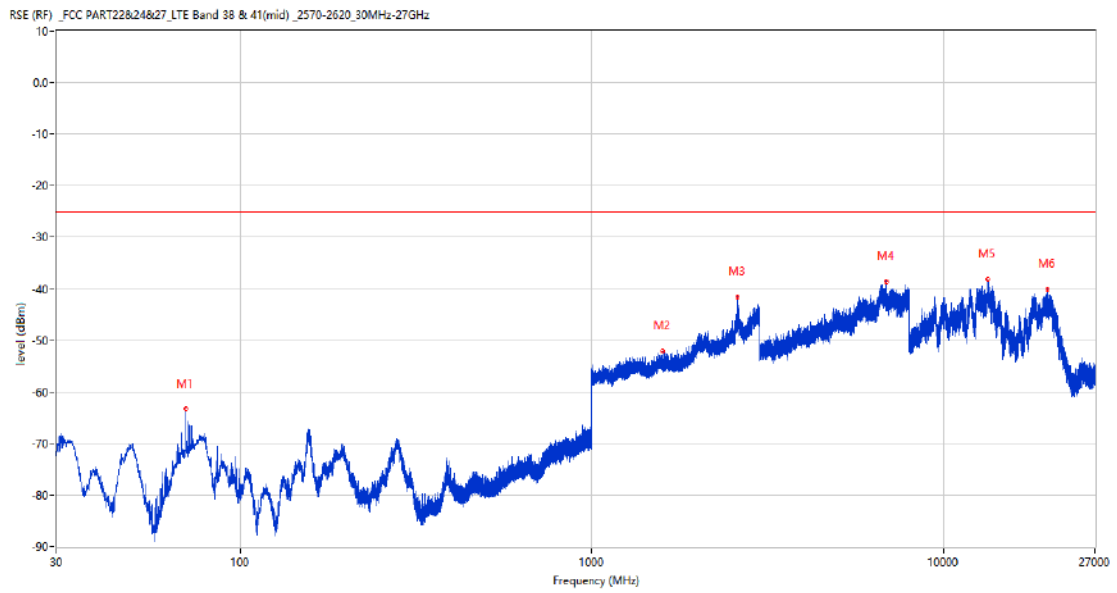
Frequency (MHz)	Result (dBm)	Factor (dB)	PK Limit (dBm)	Over Limit (dB)	Table (o)	ANT	EUT	Verdict
195.434	-62.33	-15.85	-25.0	-37.33	277.00	Horizontal	Horizontal	Pass
1609.000	-51.81	0.23	-25.0	-26.81	352.00	Horizontal	Horizontal	Pass
2593.200	-39.89	9.59	-25.0	-14.89	325.00	Horizontal	Horizontal	N/A
6652.750	-38.45	15.03	-25.0	-13.45	92.00	Horizontal	Horizontal	Pass
13349.287	-38.37	16.51	-25.0	-13.37	360.00	Horizontal	Horizontal	Pass
19739.251	-39.89	12.94	-25.0	-14.89	2.00	Horizontal	Horizontal	Pass

RSE-H&V LTE Band 38 BW5 CH38000



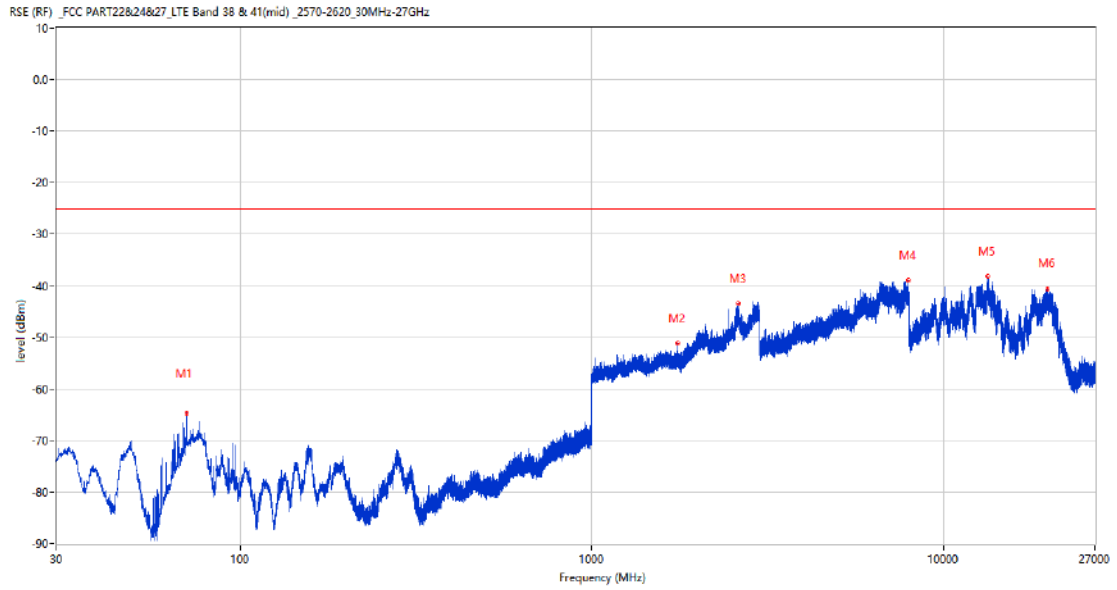
Frequency (MHz)	Result (dBm)	Factor (dB)	PK Limit (dBm)	Over Limit (dB)	Table (o)	ANT	EUT	Verdict
158.913	-67.97	-19.86	-25.0	-42.97	307.00	Horizontal	Vertical	Pass
1608.800	-51.45	0.23	-25.0	-26.45	325.00	Horizontal	Vertical	Pass
2593.700	-43.86	9.60	-25.0	-18.86	204.00	Horizontal	Vertical	N/A
6724.500	-39.19	15.59	-25.0	-14.19	268.00	Horizontal	Vertical	Pass
13488.675	-38.30	15.50	-25.0	-13.30	301.00	Horizontal	Vertical	Pass
19680.301	-40.40	12.94	-25.0	-15.40	360.00	Horizontal	Vertical	Pass

RSE-V&V LTE Band 38 BW5 CH38000



Frequency (MHz)	Result (dBm)	Factor (dB)	PK Limit (dBm)	Over Limit (dB)	Table (o)	ANT	EUT	Verdict
70.012	-63.33	-19.90	-25.0	-38.33	298.00	Vertical	Vertical	Pass
1592.000	-52.14	0.13	-25.0	-27.14	88.00	Vertical	Vertical	Pass
2593.800	-41.60	9.61	-25.0	-16.60	295.00	Vertical	Vertical	N/A
6899.000	-38.60	13.99	-25.0	-13.60	105.00	Vertical	Vertical	Pass
13346.662	-38.27	16.41	-25.0	-13.27	302.00	Vertical	Vertical	Pass
19758.150	-40.12	12.94	-25.0	-15.12	2.00	Vertical	Vertical	Pass

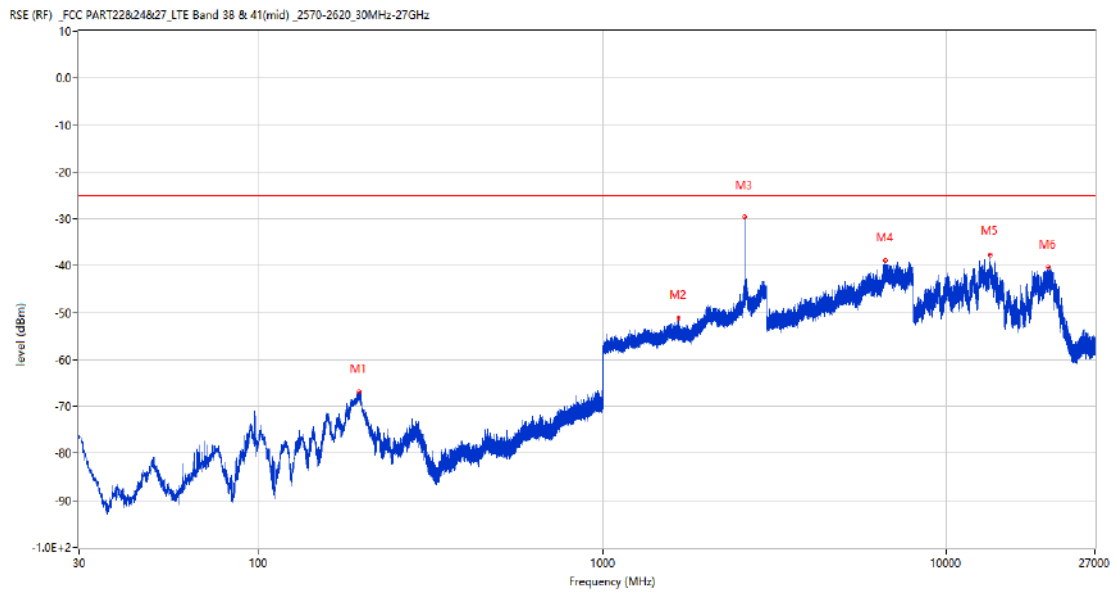
RSE-V&H LTE Band 38 BW5 CH38000



Frequency (MHz)	Result (dBm)	Factor (dB)	PK Limit (dBm)	Over Limit (dB)	Table (o)	ANT	EUT	Verdict
70.449	-64.78	-19.96	-25.0	-39.78	327.00	Vertical	Horizontal	Pass
1753.600	-51.28	-0.01	-25.0	-26.28	240.00	Vertical	Horizontal	Pass
2620.200	-43.54	10.03	-25.0	-18.54	173.00	Vertical	Horizontal	Pass
7941.000	-38.94	14.73	-25.0	-13.94	0.00	Vertical	Horizontal	Pass
13383.151	-38.13	16.85	-25.0	-13.13	74.00	Vertical	Horizontal	Pass
19816.651	-40.59	12.94	-25.0	-15.59	164.00	Vertical	Horizontal	Pass

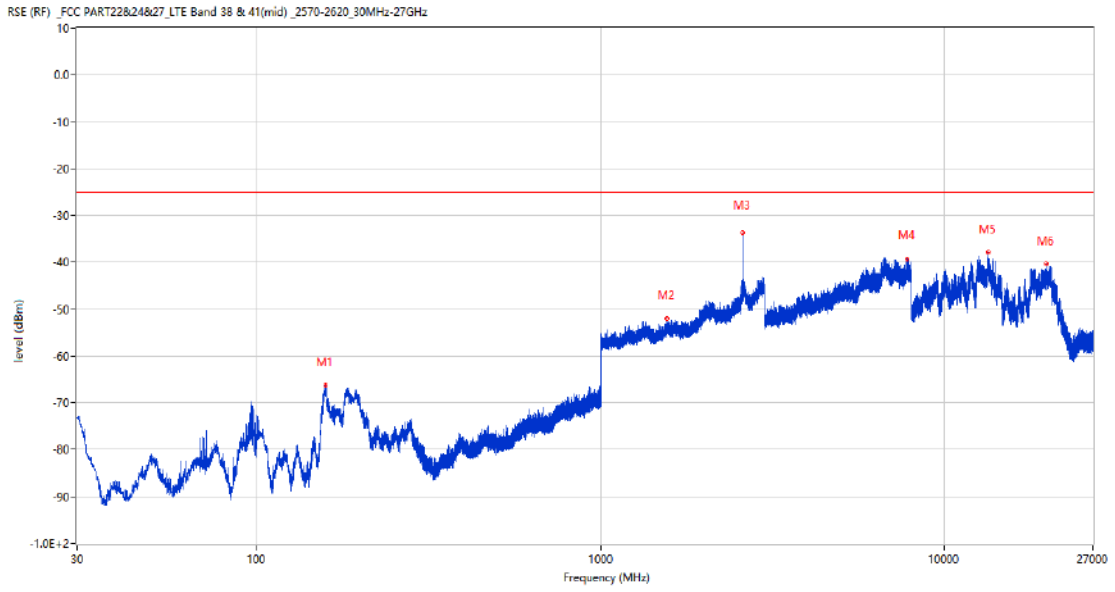
## 17.2 LTE Band 38 BW10, Middle Channel

RSE-H&H LTE Band 38 BW10 CH38000



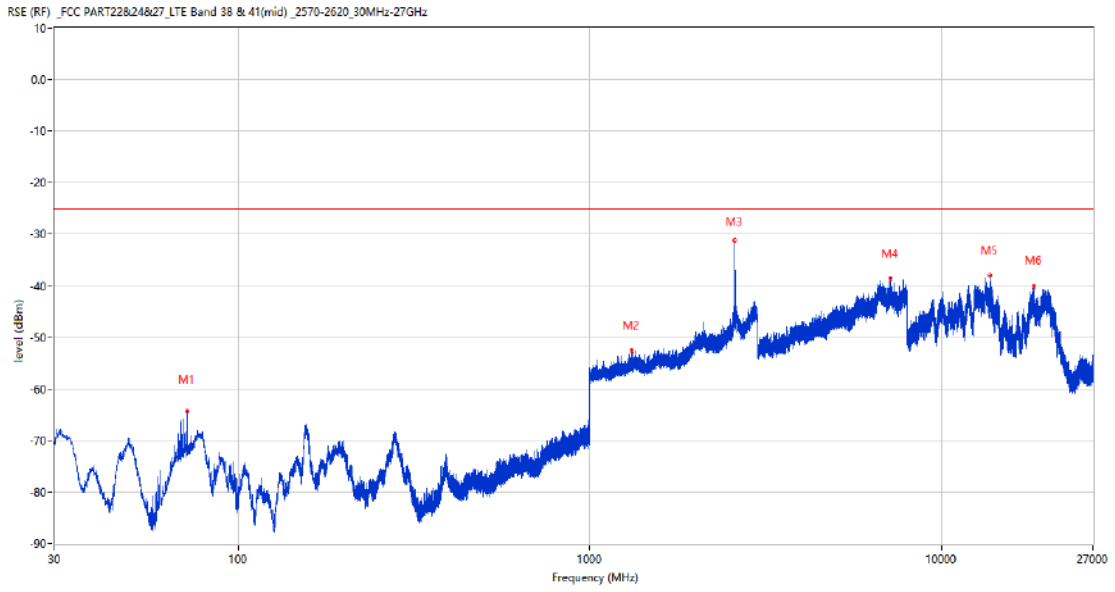
Frequency (MHz)	Result (dBm)	Factor (dB)	PK Limit (dBm)	Over Limit (dB)	Table (o)	ANT	EUT	Verdict
195.579	-66.83	-15.86	-25.0	-41.83	297.00	Horizontal	Horizontal	Pass
1659.300	-51.17	0.09	-25.0	-26.17	73.00	Horizontal	Horizontal	Pass
2591.400	-29.51	9.55	-25.0	-4.51	323.00	Horizontal	Horizontal	N/A
6649.500	-38.98	15.15	-25.0	-13.98	215.00	Horizontal	Horizontal	Pass
13425.937	-37.65	16.44	-25.0	-12.65	87.00	Horizontal	Horizontal	Pass
19756.349	-40.34	12.94	-25.0	-15.34	360.00	Horizontal	Horizontal	Pass

RSE-H&V LTE Band 38 BW10 CH38000



Frequency (MHz)	Result (dBm)	Factor (dB)	PK Limit (dBm)	Over Limit (dB)	Table (o)	ANT	EUT	Verdict
157.798	-66.33	-20.08	-25.0	-41.33	310.00	Horizontal	Vertical	Pass
1560.200	-52.01	0.37	-25.0	-27.01	360.00	Horizontal	Vertical	Pass
2591.300	-33.75	9.55	-25.0	-8.75	198.00	Horizontal	Vertical	N/A
7795.250	-39.38	15.73	-25.0	-14.38	286.00	Horizontal	Vertical	Pass
13377.375	-37.86	16.80	-25.0	-12.86	74.00	Horizontal	Vertical	Pass
19728.450	-40.28	12.94	-25.0	-15.28	220.00	Horizontal	Vertical	Pass

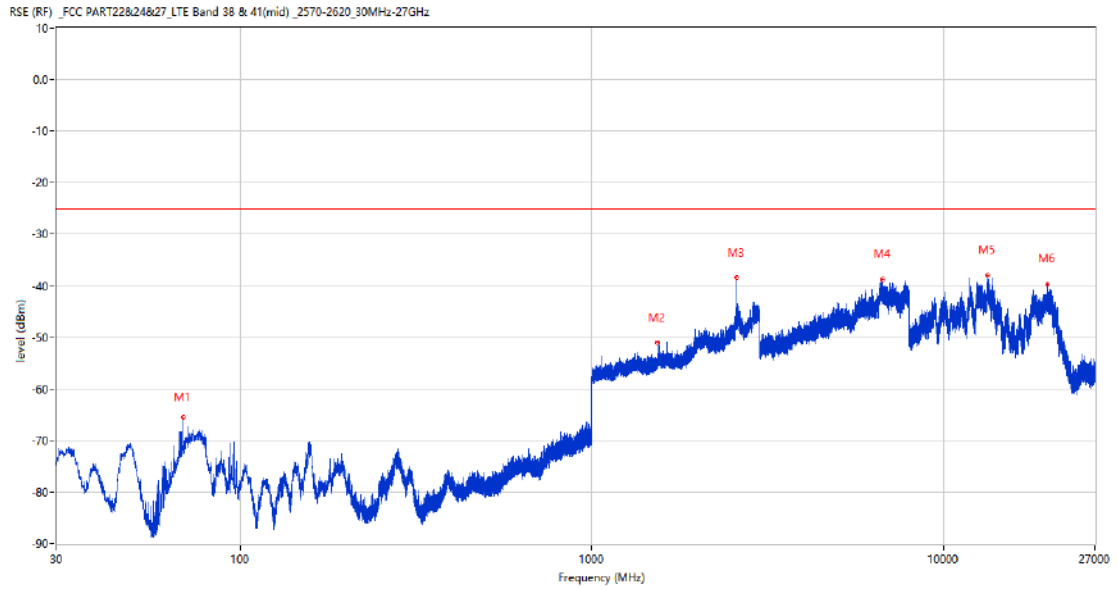
RSE-V&V LTE Band 38 BW10 CH38000



Frequency (MHz)	Result (dBm)	Factor (dB)	PK Limit (dBm)	Over Limit (dB)	Table (o)	ANT	EUT	Verdict
71.661	-64.32	-20.07	-25.0	-39.32	340.00	Vertical	Vertical	Pass
1314.700	-52.55	-0.34	-25.0	-27.55	64.00	Vertical	Vertical	Pass
2591.500	-31.33	9.55	-25.0	-6.33	286.00	Vertical	Vertical	N/A
7172.250	-38.60	14.50	-25.0	-13.60	187.00	Vertical	Vertical	Pass
13780.575	-37.95	15.71	-25.0	-12.95	59.00	Vertical	Vertical	Pass
18324.001	-40.16	12.87	-25.0	-15.16	360.00	Vertical	Vertical	Pass



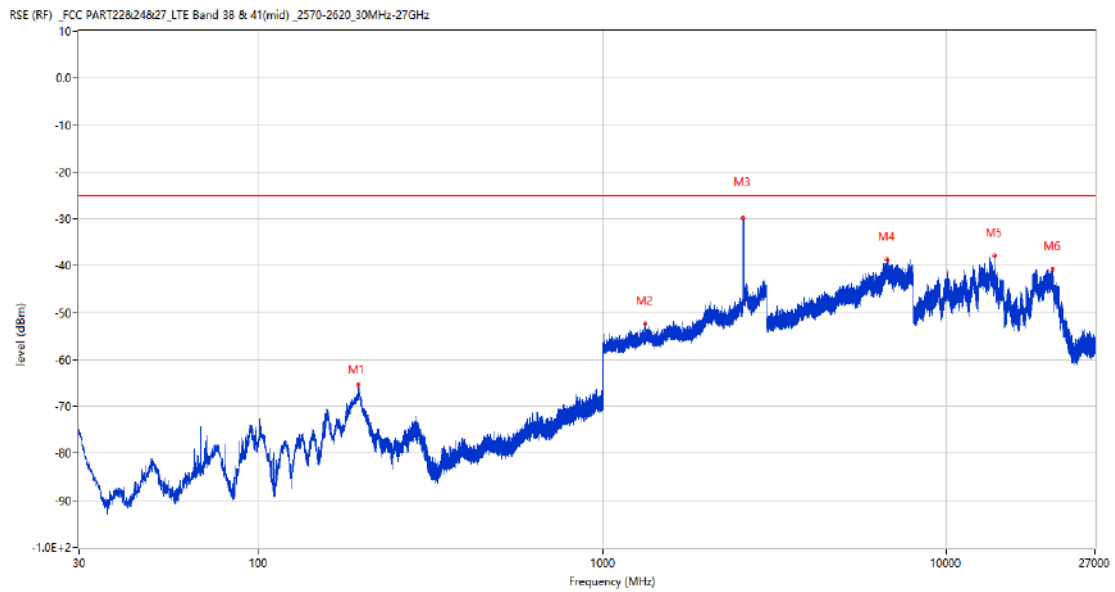
RSE-V&H LTE Band 38 BW10 CH38000



Frequency (MHz)	Result (dBm)	Factor (dB)	PK Limit (dBm)	Over Limit (dB)	Table (o)	ANT	EUT	Verdict
68.897	-65.59	-19.16	-25.0	-40.59	12.00	Vertical	Horizontal	Pass
1540.900	-51.03	0.11	-25.0	-26.03	102.00	Vertical	Horizontal	Pass
2591.500	-38.45	9.55	-25.0	-13.45	13.00	Vertical	Horizontal	N/A
6728.500	-38.80	15.44	-25.0	-13.80	27.00	Vertical	Horizontal	Pass
13391.549	-37.98	16.93	-25.0	-12.98	262.00	Vertical	Horizontal	Pass
19775.250	-39.64	12.94	-25.0	-14.64	2.00	Vertical	Horizontal	Pass

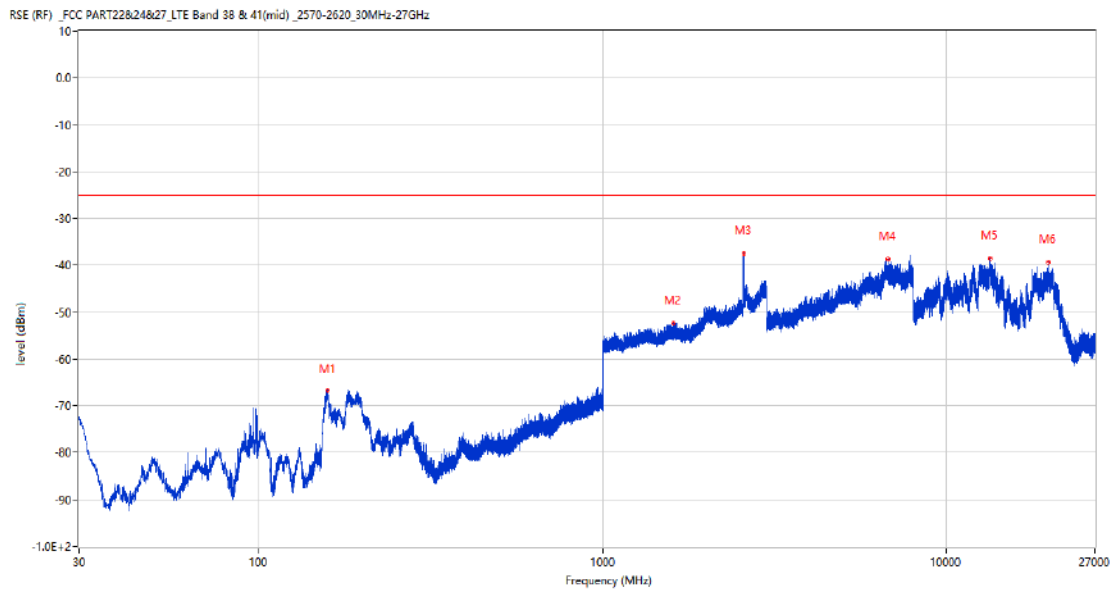
### 17.3 LTE Band 38 BW15, Middle Channel

RSE-H&H LTE Band 38 BW15 CH38000



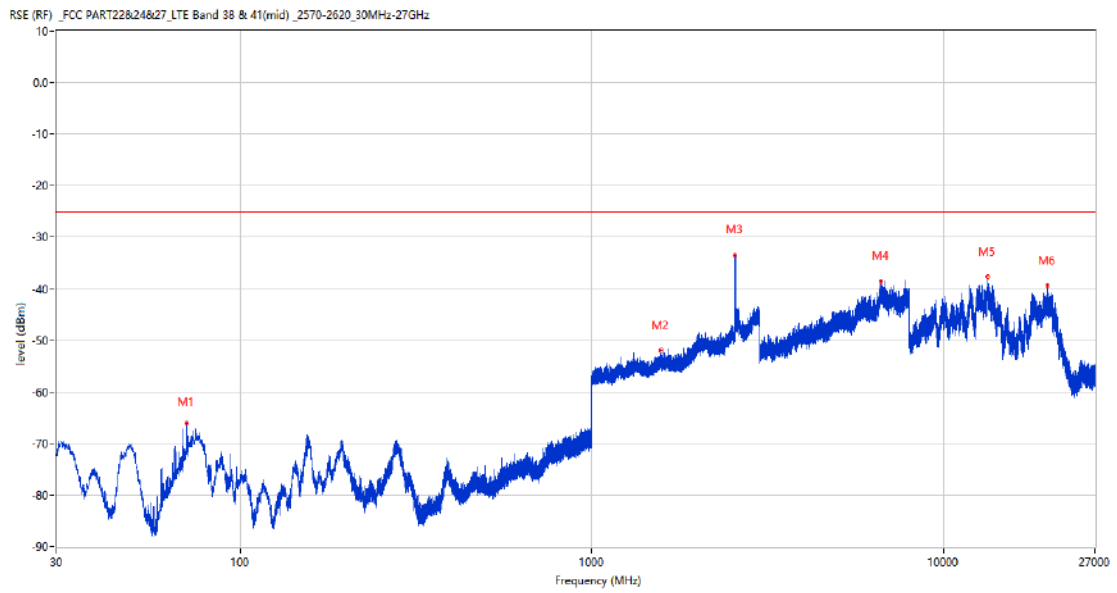
Frequency (MHz)	Result (dBm)	Factor (dB)	PK Limit (dBm)	Over Limit (dB)	Table (o)	ANT	EUT	Verdict
194.512	-65.49	-15.90	-25.0	-40.49	121.00	Horizontal	Horizontal	Pass
1325.800	-52.37	-0.37	-25.0	-27.37	360.00	Horizontal	Horizontal	Pass
2562.300	-29.73	8.85	-25.0	-4.73	208.00	Horizontal	Horizontal	N/A
6724.250	-38.74	15.59	-25.0	-13.74	82.00	Horizontal	Horizontal	Pass
13792.388	-37.96	16.50	-25.0	-12.96	360.00	Horizontal	Horizontal	Pass
20358.449	-40.83	12.97	-25.0	-15.83	240.00	Horizontal	Horizontal	Pass

RSE-H&V LTE Band 38 BW15 CH38000



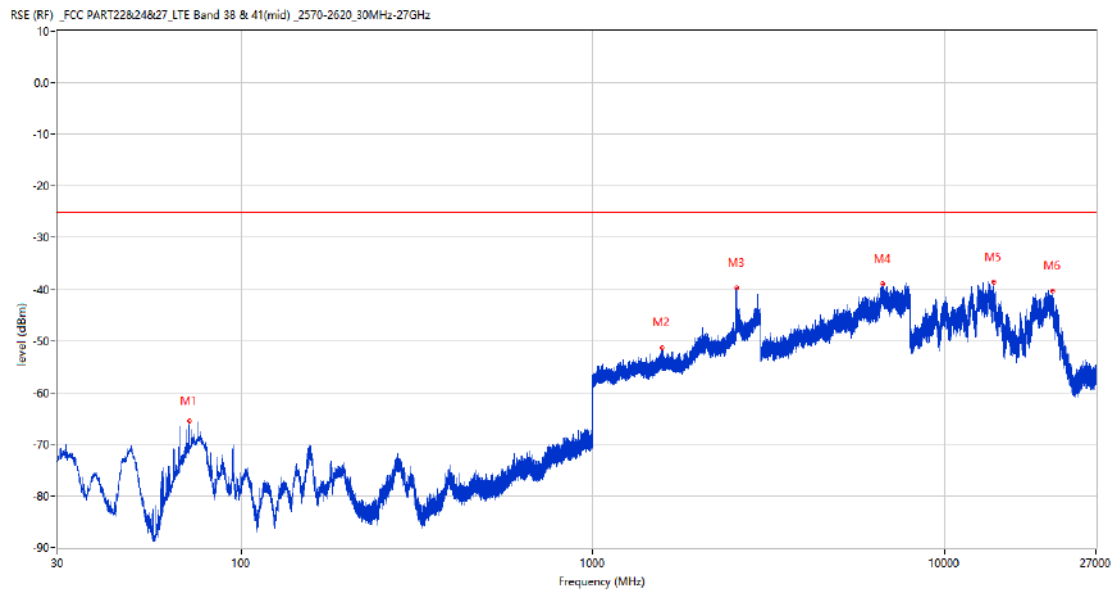
Frequency (MHz)	Result (dBm)	Factor (dB)	PK Limit (dBm)	Over Limit (dB)	Table (o)	ANT	EUT	Verdict
157.749	-66.57	-20.09	-25.0	-41.57	277.00	Horizontal	Vertical	Pass
1604.200	-52.44	0.22	-25.0	-27.44	2.00	Horizontal	Vertical	Pass
2562.800	-37.37	8.87	-25.0	-12.37	196.00	Horizontal	Vertical	N/A
6738.250	-38.71	15.09	-25.0	-13.71	280.00	Horizontal	Vertical	Pass
13364.250	-38.57	16.67	-25.0	-13.57	55.00	Horizontal	Vertical	Pass
19719.000	-39.40	12.94	-25.0	-14.40	162.00	Horizontal	Vertical	Pass

RSE-V&V LTE Band 38 BW15 CH38000



Frequency (MHz)	Result (dBm)	Factor (dB)	PK Limit (dBm)	Over Limit (dB)	Table (o)	ANT	EUT	Verdict
70.546	-66.16	-19.97	-25.0	-41.16	293.00	Vertical	Vertical	Pass
1575.700	-52.05	0.50	-25.0	-27.05	360.00	Vertical	Vertical	Pass
2562.300	-33.59	8.85	-25.0	-8.59	247.00	Vertical	Vertical	N/A
6642.000	-38.67	15.04	-25.0	-13.67	139.00	Vertical	Vertical	Pass
13388.662	-37.71	16.90	-25.0	-12.71	155.00	Vertical	Vertical	Pass
19768.949	-39.34	12.94	-25.0	-14.34	163.00	Vertical	Vertical	Pass

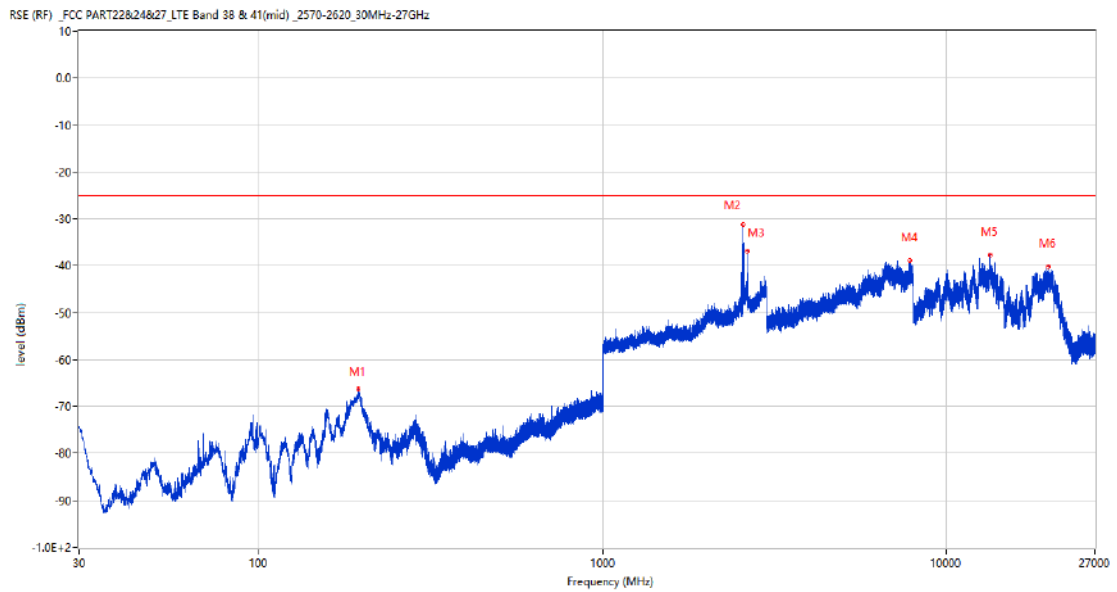
RSE-V&H LTE Band 38 BW15 CH38000



Frequency (MHz)	Result (dBm)	Factor (dB)	PK Limit (dBm)	Over Limit (dB)	Table (o)	ANT	EUT	Verdict
71.031	-65.58	-20.02	-25.0	-40.58	297.00	Vertical	Horizontal	Pass
1578.700	-51.30	0.34	-25.0	-26.30	222.00	Vertical	Horizontal	Pass
2562.600	-39.77	8.86	-25.0	-14.77	9.00	Vertical	Horizontal	N/A
6703.750	-38.98	15.51	-25.0	-13.98	92.00	Vertical	Horizontal	Pass
13804.463	-38.55	16.91	-25.0	-13.55	1.00	Vertical	Horizontal	Pass
20351.250	-40.30	12.97	-25.0	-15.30	162.00	Vertical	Horizontal	Pass

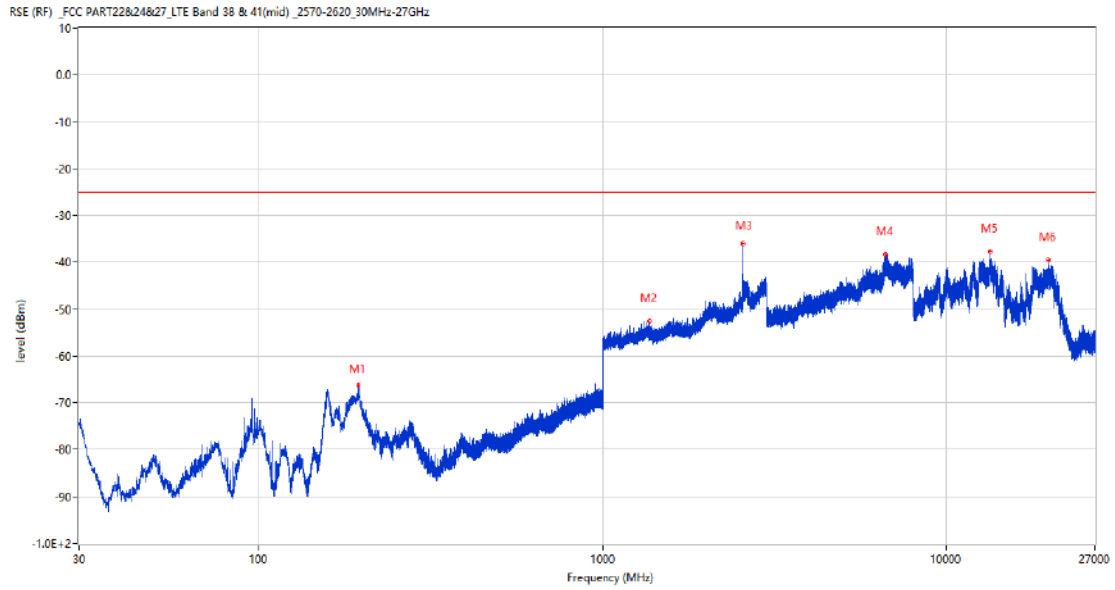
### 17.4 LTE Band 38 BW20, Middle Channel

RSE-H&H LTE Band 38 BW20 CH38000



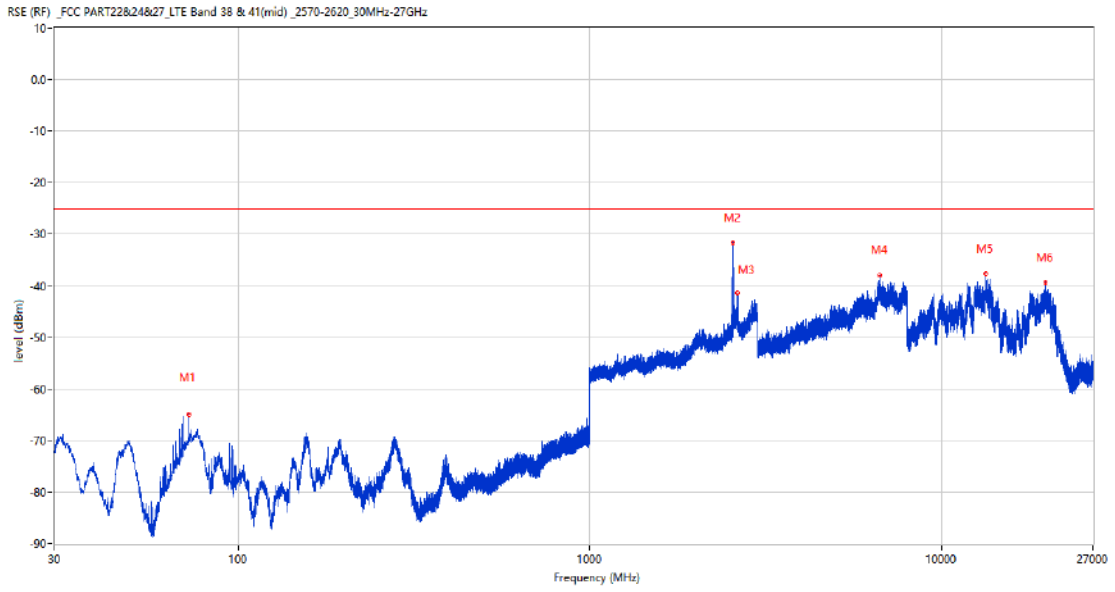
Frequency (MHz)	Result (dBm)	Factor (dB)	PK Limit (dBm)	Over Limit (dB)	Table (o)	ANT	EUT	Verdict
194.318	-66.22	-15.94	-25.0	-41.22	109.00	Horizontal	Horizontal	Pass
2551.300	-31.22	6.93	-25.0	-6.22	282.00	Horizontal	Horizontal	N/A
2629.900	-36.88	8.28	-25.0	-11.88	316.00	Horizontal	Horizontal	N/A
7816.500	-38.96	16.35	-25.0	-13.96	255.00	Horizontal	Horizontal	Pass
13382.100	-37.61	16.84	-25.0	-12.61	221.00	Horizontal	Horizontal	Pass
19764.900	-40.20	12.94	-25.0	-15.20	7.00	Horizontal	Horizontal	Pass

RSE-H&V LTE Band 38 BW20 CH38000



Frequency (MHz)	Result (dBm)	Factor (dB)	PK Limit (dBm)	Over Limit (dB)	Table (o)	ANT	EUT	Verdict
194.560	-66.15	-15.89	-25.0	-41.15	311.00	Horizontal	Vertical	Pass
1368.200	-52.55	-0.49	-25.0	-27.55	360.00	Horizontal	Vertical	Pass
2551.400	-35.96	6.93	-25.0	-10.96	153.00	Horizontal	Vertical	N/A
6657.000	-38.25	14.96	-25.0	-13.25	220.00	Horizontal	Vertical	Pass
13360.050	-37.64	16.63	-25.0	-12.64	159.00	Horizontal	Vertical	Pass
19770.300	-39.61	12.94	-25.0	-14.61	18.00	Horizontal	Vertical	Pass

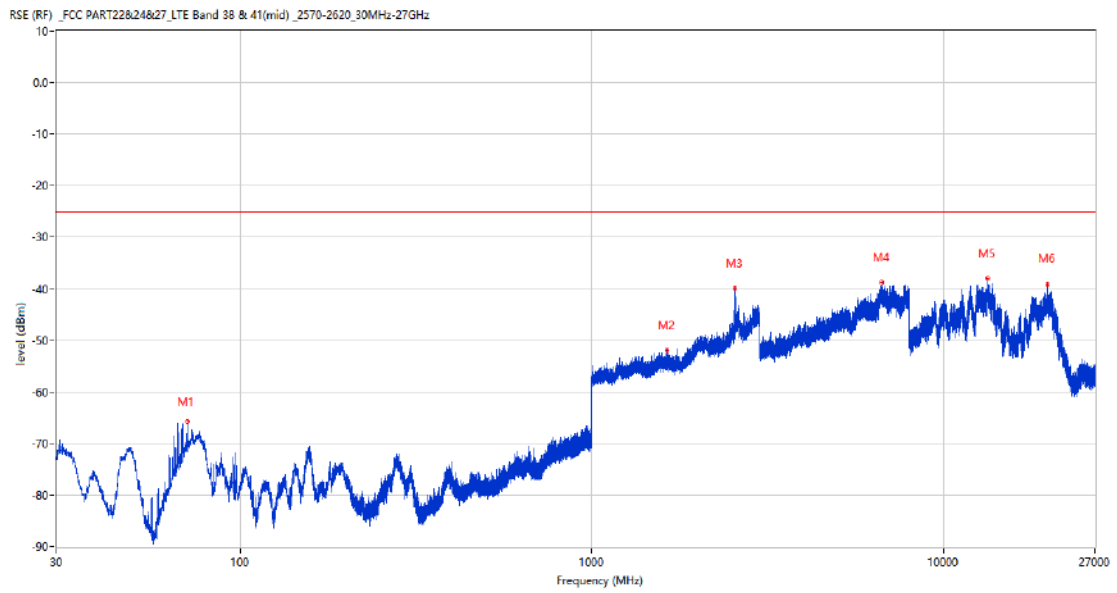
RSE-V&V LTE Band 38 BW20 CH38000



Frequency (MHz)	Result (dBm)	Factor (dB)	PK Limit (dBm)	Over Limit (dB)	Table (o)	ANT	EUT	Verdict
72.632	-64.94	-20.22	-25.0	-39.94	345.00	Vertical	Vertical	Pass
2551.200	-31.67	6.92	-25.0	-6.67	324.00	Vertical	Vertical	N/A
2633.600	-41.41	8.13	-25.0	-16.41	248.00	Vertical	Vertical	N/A
6694.000	-37.93	14.87	-25.0	-12.93	60.00	Vertical	Vertical	Pass
13368.188	-37.65	16.71	-25.0	-12.65	0.00	Vertical	Vertical	Pass
19724.849	-39.39	12.94	-25.0	-14.39	122.00	Vertical	Vertical	Pass



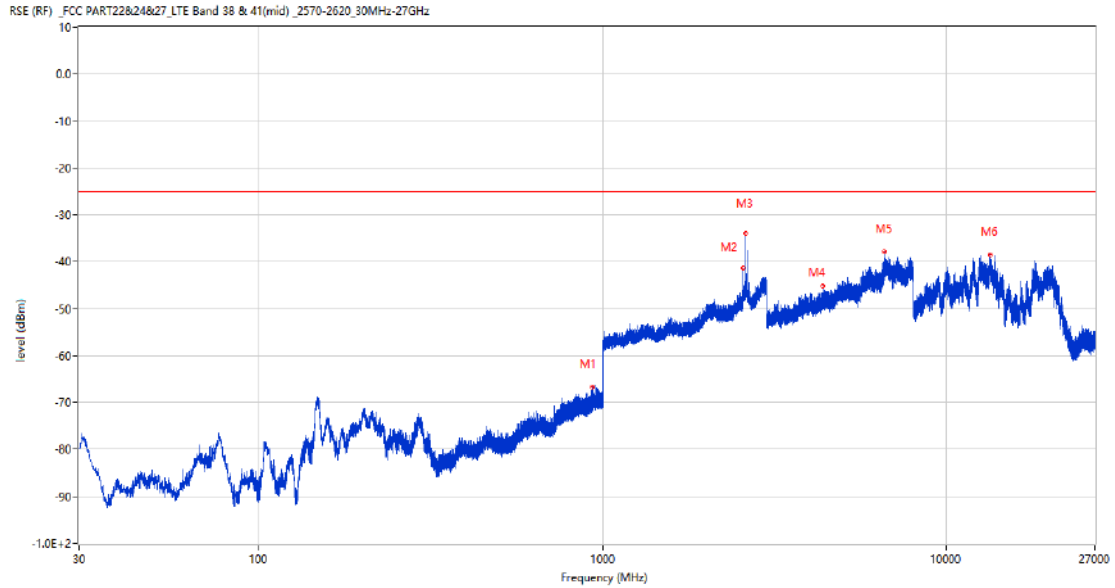
RSE-V&H LTE Band 38 BW20 CH38000



Frequency (MHz)	Result (dBm)	Factor (dB)	PK Limit (dBm)	Over Limit (dB)	Table (o)	ANT	EUT	Verdict
70.740	-65.66	-20.00	-25.0	-40.66	241.00	Vertical	Horizontal	Pass
1639.000	-52.00	0.23	-25.0	-27.00	126.00	Vertical	Horizontal	Pass
2551.100	-39.94	6.92	-25.0	-14.94	360.00	Vertical	Horizontal	N/A
6696.500	-38.80	15.14	-25.0	-13.80	248.00	Vertical	Horizontal	Pass
13375.275	-38.11	16.78	-25.0	-13.11	0.00	Vertical	Horizontal	Pass
19768.052	-39.11	12.94	-25.0	-14.11	77.00	Vertical	Horizontal	Pass

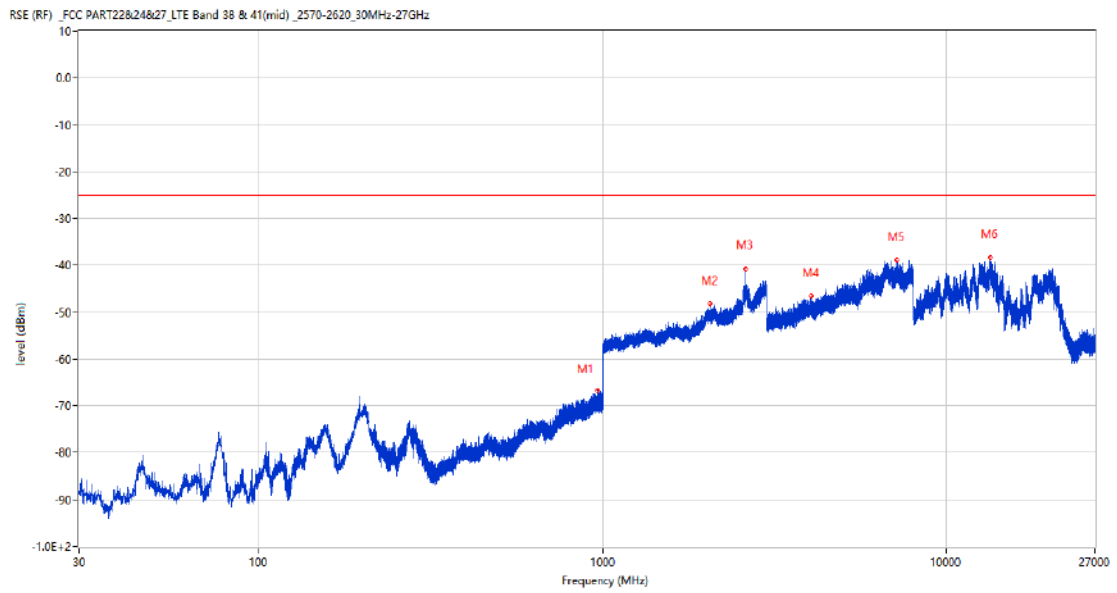
18 LTE Band 41  
18.1 LTE Band 41 BW5, Middle Channel

RSE-H&H LTE Band 41 BW5 CH40765



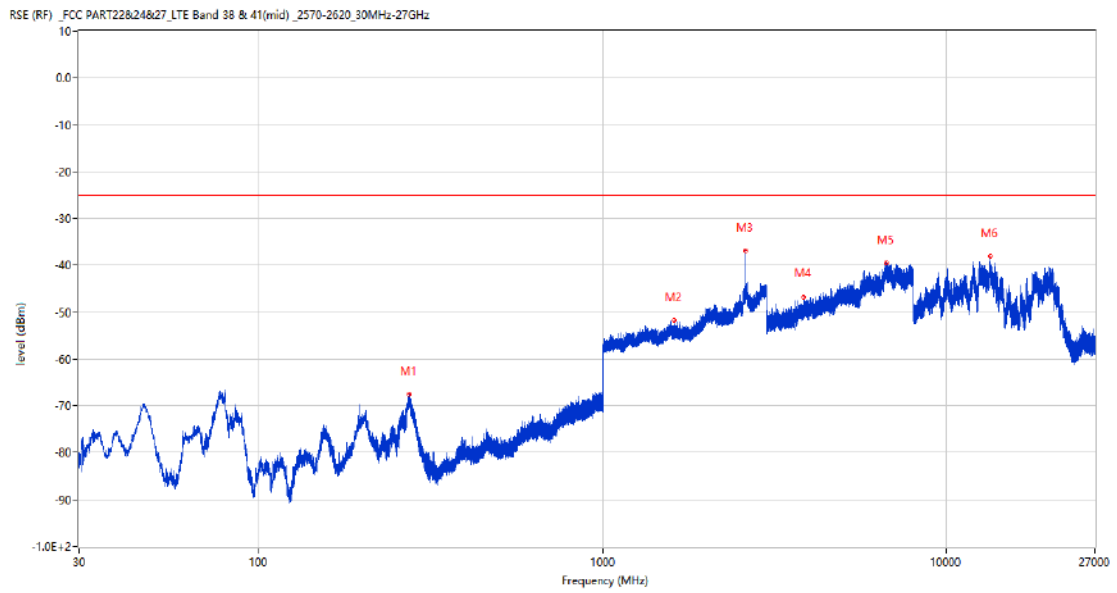
Frequency (MHz)	Result (dBm)	Factor (dB)	PK Limit (dBm)	Over Limit (dB)	Table (o)	ANT	EUT	Verdict
931.372	-66.71	1.06	-25.0	-41.71	0.00	Horizontal	Horizontal	Pass
2560.900	-41.45	8.78	-25.0	-16.45	333.00	Horizontal	Horizontal	N/A
2606.000	-33.86	9.84	-25.0	-8.86	326.00	Horizontal	Horizontal	N/A
4380.250	-45.17	9.07	-25.0	-20.17	312.00	Horizontal	Horizontal	Pass
6609.500	-37.91	14.31	-25.0	-12.91	95.00	Horizontal	Horizontal	Pass
13373.438	-38.51	16.76	-25.0	-13.51	206.00	Horizontal	Horizontal	Pass

RSE-H&V LTE Band 41 BW5 CH40765



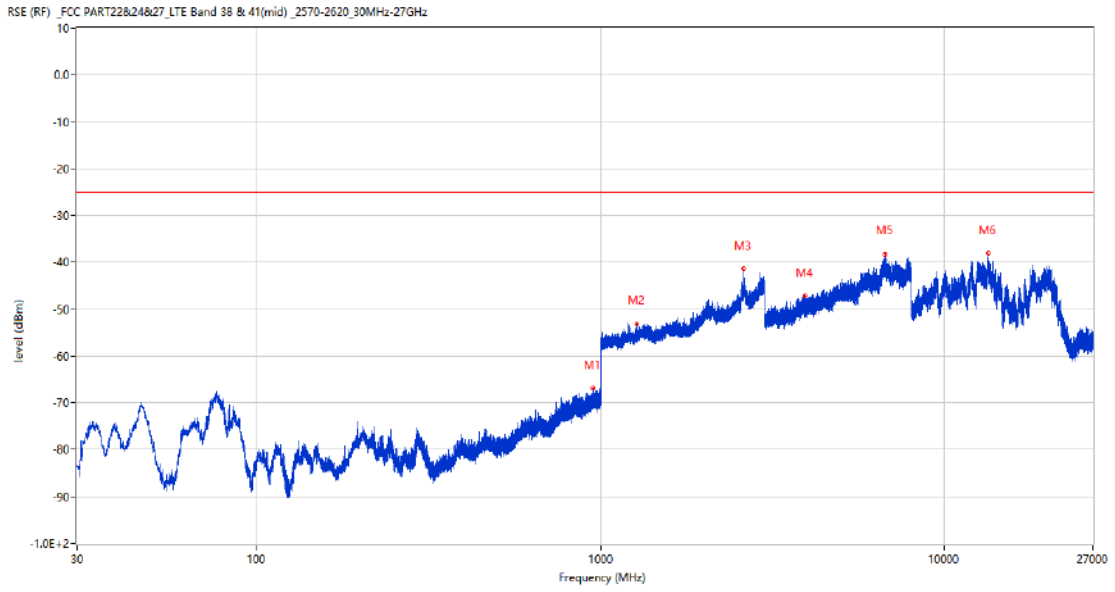
Frequency (MHz)	Result (dBm)	Factor (dB)	PK Limit (dBm)	Over Limit (dB)	Table (o)	ANT	EUT	Verdict
964.401	-66.73	1.80	-25.0	-41.73	47.00	Horizontal	Vertical	Pass
2057.300	-48.28	4.18	-25.0	-23.28	302.00	Horizontal	Vertical	Pass
2606.100	-40.67	9.84	-25.0	-15.67	196.00	Horizontal	Vertical	N/A
4055.000	-46.50	9.39	-25.0	-21.50	0.00	Horizontal	Vertical	Pass
7159.250	-38.95	14.17	-25.0	-13.95	86.00	Horizontal	Vertical	Pass
13392.075	-38.21	16.94	-25.0	-13.21	155.00	Horizontal	Vertical	Pass

RSE-V&V LTE Band 41 BW5 CH40765



Frequency (MHz)	Result (dBm)	Factor (dB)	PK Limit (dBm)	Over Limit (dB)	Table (o)	ANT	EUT	Verdict
273.712	-67.52	-14.28	-25.0	-42.52	348.00	Vertical	Vertical	Pass
1617.000	-51.67	0.11	-25.0	-26.67	1.00	Vertical	Vertical	Pass
2606.200	-36.88	9.84	-25.0	-11.88	358.00	Vertical	Vertical	N/A
3844.000	-46.69	8.37	-25.0	-21.69	65.00	Vertical	Vertical	Pass
6666.000	-39.50	14.69	-25.0	-14.50	176.00	Vertical	Vertical	Pass
13382.362	-38.06	16.84	-25.0	-13.06	244.00	Vertical	Vertical	Pass

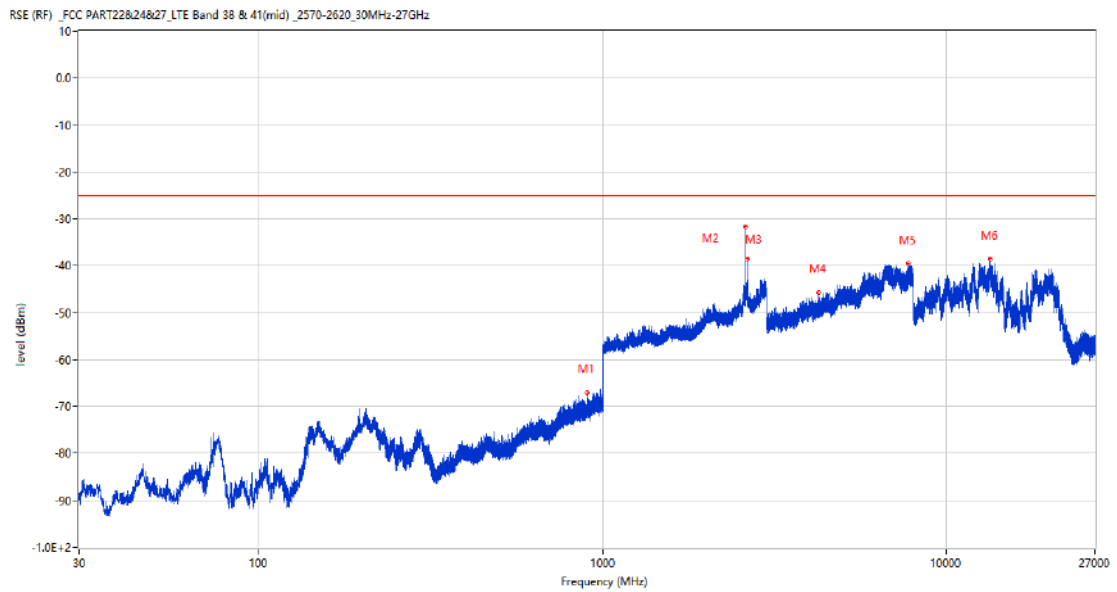
RSE-V&H LTE Band 41 BW5 CH40765



Frequency (MHz)	Result (dBm)	Factor (dB)	PK Limit (dBm)	Over Limit (dB)	Table (o)	ANT	EUT	Verdict
948.784	-66.79	1.59	-25.0	-41.79	320.00	Vertical	Horizontal	Pass
1274.400	-53.28	-0.87	-25.0	-28.28	151.00	Vertical	Horizontal	Pass
2606.300	-41.41	9.84	-25.0	-16.41	352.00	Vertical	Horizontal	N/A
3925.500	-47.19	8.72	-25.0	-22.19	331.00	Vertical	Horizontal	Pass
6727.500	-38.31	15.49	-25.0	-13.31	309.00	Vertical	Horizontal	Pass
13386.299	-38.07	16.88	-25.0	-13.07	154.00	Vertical	Horizontal	Pass

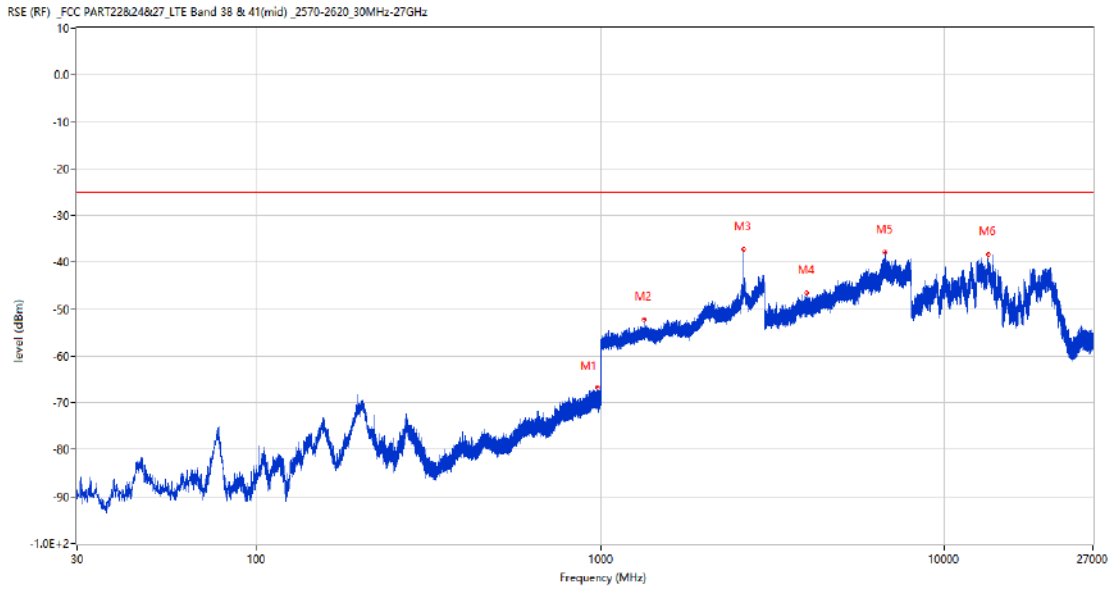
## 18.2 LTE Band 41 BW10, Middle Channel

RSE-H&H LTE Band 41 BW10 CH40765



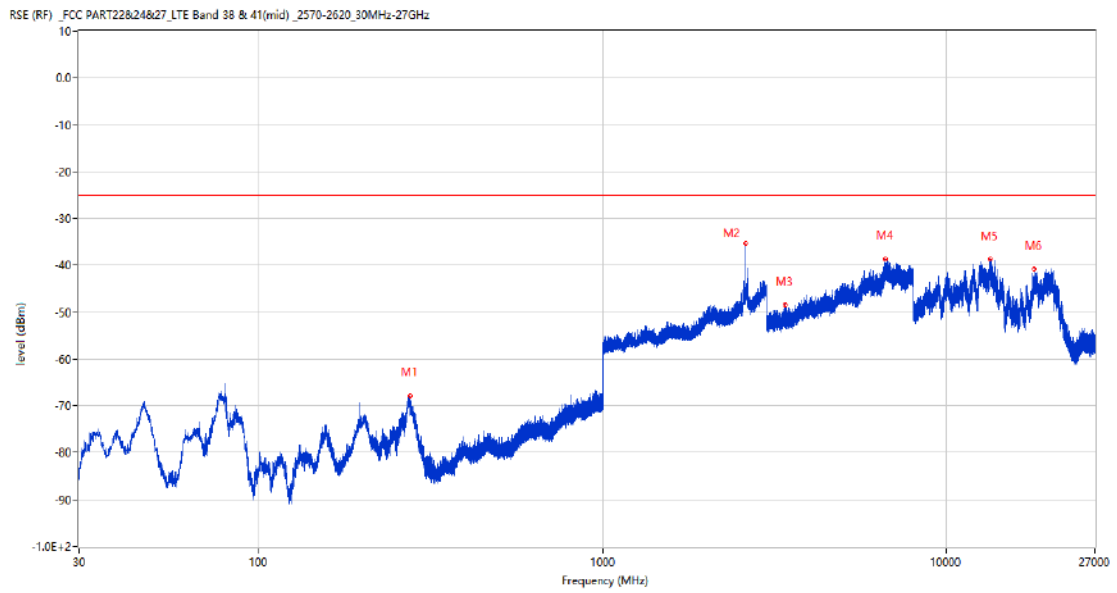
Frequency (MHz)	Result (dBm)	Factor (dB)	PK Limit (dBm)	Over Limit (dB)	Table (o)	ANT	EUT	Verdict
900.672	-67.13	0.08	-25.0	-42.13	23.00	Horizontal	Horizontal	Pass
2603.900	-31.61	9.81	-25.0	-6.61	337.00	Horizontal	Horizontal	N/A
2633.700	-38.43	8.11	-25.0	-13.43	343.00	Horizontal	Horizontal	N/A
4249.750	-45.75	9.09	-25.0	-20.75	144.00	Horizontal	Horizontal	Pass
7756.000	-39.47	14.31	-25.0	-14.47	155.00	Horizontal	Horizontal	Pass
13381.313	-38.54	16.83	-25.0	-13.54	295.00	Horizontal	Horizontal	Pass

RSE-H&V LTE Band 41 BW10 CH40765



Frequency (MHz)	Result (dBm)	Factor (dB)	PK Limit (dBm)	Over Limit (dB)	Table (o)	ANT	EUT	Verdict
976.720	-66.67	1.71	-25.0	-41.67	111.00	Horizontal	Vertical	Pass
1333.700	-52.22	-0.45	-25.0	-27.22	223.00	Horizontal	Vertical	Pass
2603.900	-37.29	9.81	-25.0	-12.29	204.00	Horizontal	Vertical	N/A
3980.000	-46.60	9.13	-25.0	-21.60	318.00	Horizontal	Vertical	Pass
6704.500	-37.94	15.52	-25.0	-12.94	54.00	Horizontal	Vertical	Pass
13424.625	-38.34	16.47	-25.0	-13.34	131.00	Horizontal	Vertical	Pass

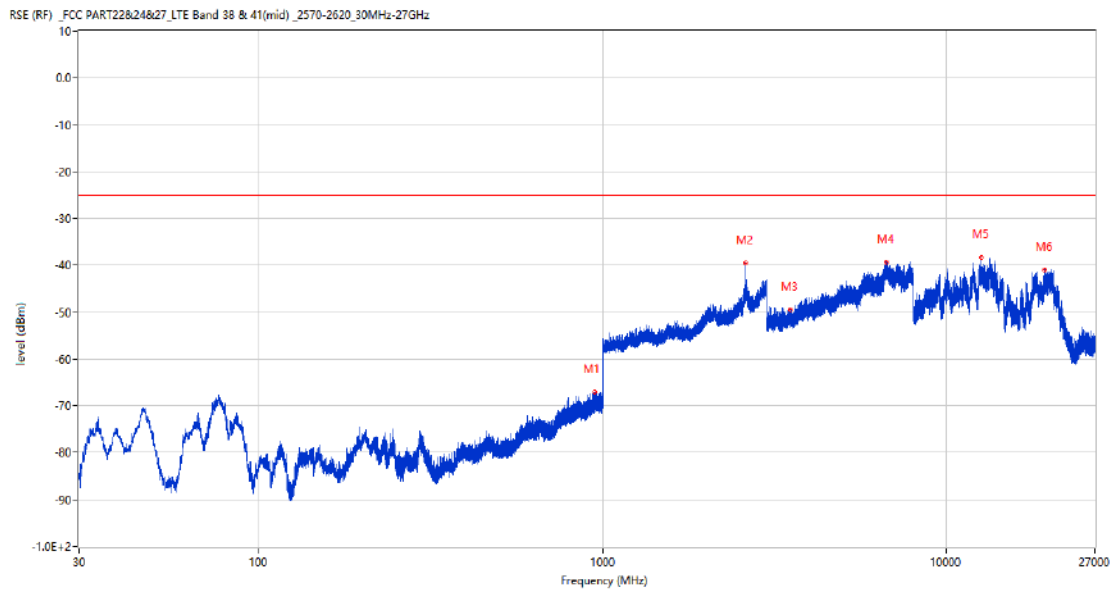
RSE-V&V LTE Band 41 BW10 CH40765



Frequency (MHz)	Result (dBm)	Factor (dB)	PK Limit (dBm)	Over Limit (dB)	Table (o)	ANT	EUT	Verdict
275.119	-67.81	-13.99	-25.0	-42.81	341.00	Vertical	Vertical	Pass
2603.700	-35.37	9.81	-25.0	-10.37	226.00	Vertical	Vertical	N/A
3387.250	-48.51	6.60	-25.0	-23.51	0.00	Vertical	Vertical	Pass
6658.000	-38.58	14.89	-25.0	-13.58	143.00	Vertical	Vertical	Pass
13352.963	-38.62	16.57	-25.0	-13.62	242.00	Vertical	Vertical	Pass
17971.651	-40.83	13.55	-25.0	-15.83	217.00	Vertical	Vertical	Pass



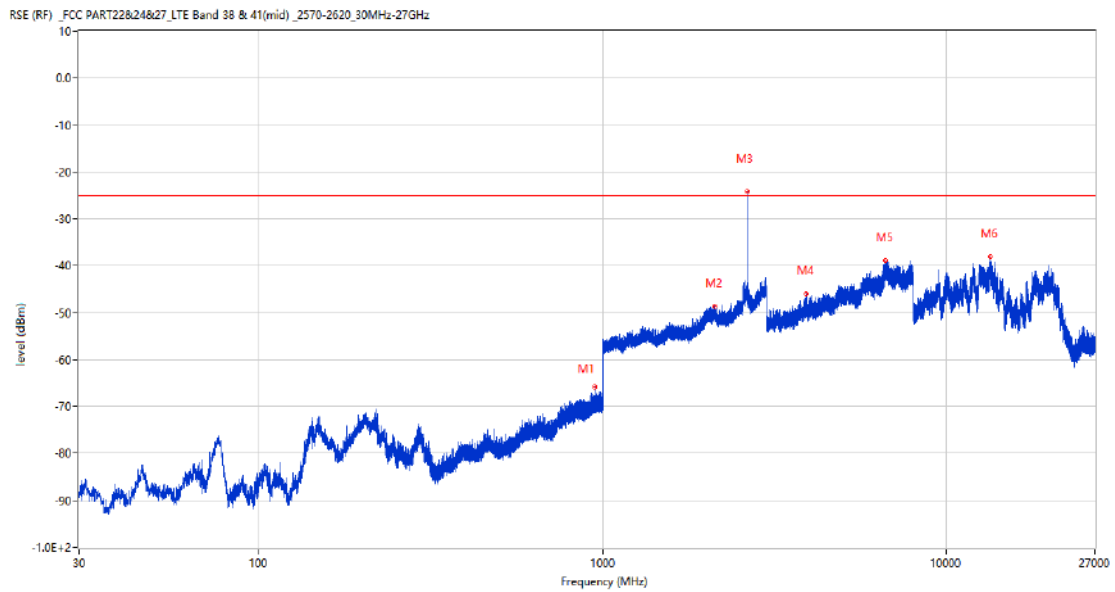
RSE-V&H LTE Band 41 BW10 CH40765



Frequency (MHz)	Result (dBm)	Factor (dB)	PK Limit (dBm)	Over Limit (dB)	Table (o)	ANT	EUT	Verdict
950.385	-67.00	1.65	-25.0	-42.00	300.00	Vertical	Horizontal	Pass
2603.800	-39.49	9.81	-25.0	-14.49	195.00	Vertical	Horizontal	N/A
3514.500	-49.41	6.75	-25.0	-24.41	175.00	Vertical	Horizontal	Pass
6677.500	-39.39	14.53	-25.0	-14.39	1.00	Vertical	Horizontal	Pass
12633.150	-38.33	14.24	-25.0	-13.33	26.00	Vertical	Horizontal	Pass
19243.350	-40.99	12.91	-25.0	-15.99	228.00	Vertical	Horizontal	Pass

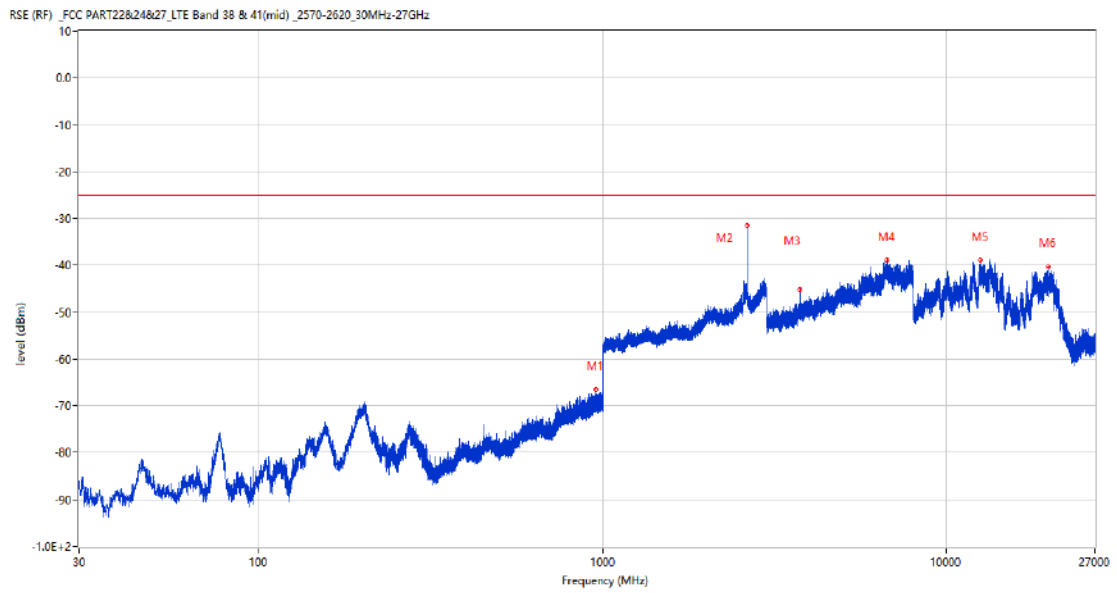
### 18.3 LTE Band 41 BW15, Middle Channel

RSE-H&H LTE Band 41 BW15 CH40765



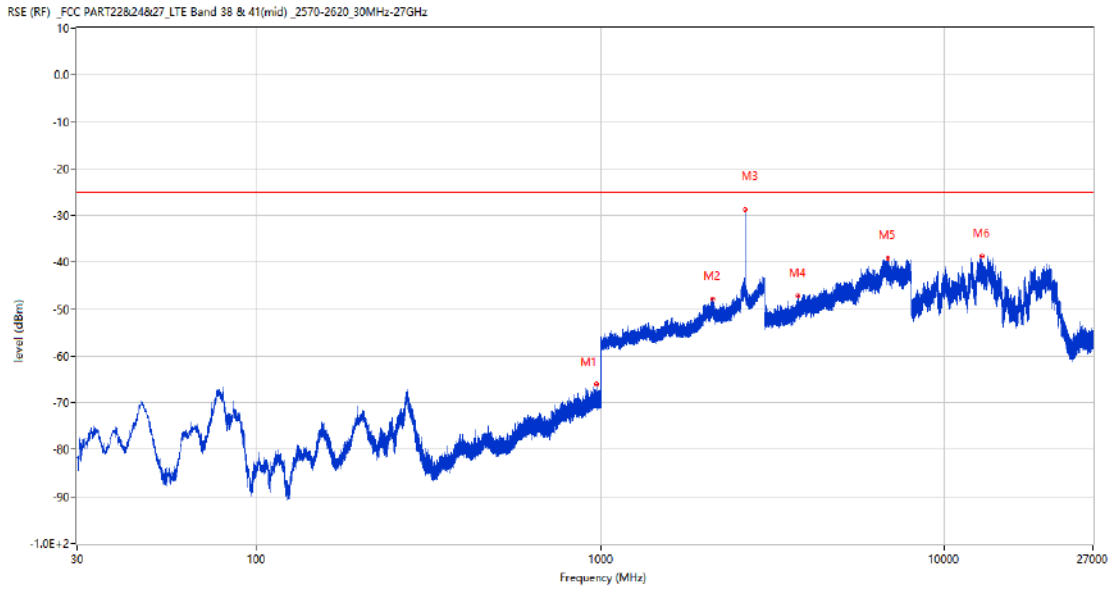
Frequency (MHz)	Result (dBm)	Factor (dB)	PK Limit (dBm)	Over Limit (dB)	Table (o)	ANT	EUT	Verdict
947.474	-65.87	1.60	-25.0	-40.87	341.00	Horizontal	Horizontal	Pass
2116.100	-48.62	4.75	-25.0	-23.62	349.00	Horizontal	Horizontal	Pass
2628.200	-24.27	8.60	-25.0	0.73	330.00	Horizontal	Horizontal	N/A
3912.000	-45.96	9.25	-25.0	-20.96	47.00	Horizontal	Horizontal	Pass
6625.500	-38.82	14.83	-25.0	-13.82	134.00	Horizontal	Horizontal	Pass
13388.137	-38.10	16.90	-25.0	-13.10	3.00	Horizontal	Horizontal	Pass

RSE-H&V LTE Band 41 BW15 CH40765



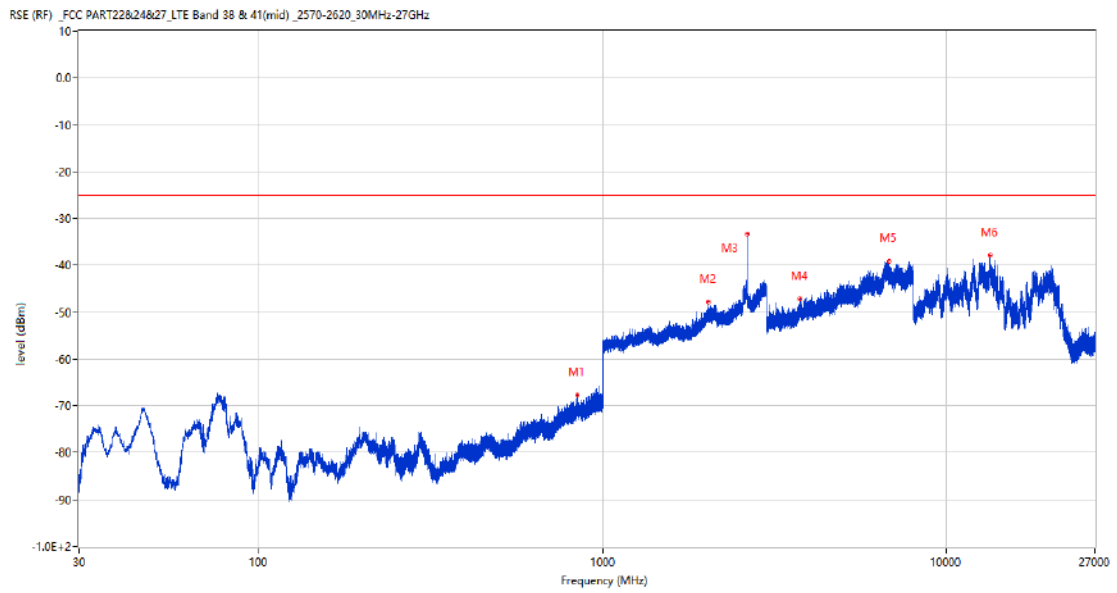
Frequency (MHz)	Result (dBm)	Factor (dB)	PK Limit (dBm)	Over Limit (dB)	Table (o)	ANT	EUT	Verdict
956.253	-66.49	1.75	-25.0	-41.49	79.00	Horizontal	Vertical	Pass
2628.200	-31.53	8.60	-25.0	-6.53	213.00	Horizontal	Vertical	N/A
3755.500	-45.18	8.30	-25.0	-20.18	223.00	Horizontal	Vertical	Pass
6699.500	-38.95	15.35	-25.0	-13.95	178.00	Horizontal	Vertical	Pass
12514.162	-38.90	14.49	-25.0	-13.90	180.00	Horizontal	Vertical	Pass
19761.750	-40.36	12.94	-25.0	-15.36	227.00	Horizontal	Vertical	Pass

RSE-V&V LTE Band 41 BW15 CH40765



Frequency (MHz)	Result (dBm)	Factor (dB)	PK Limit (dBm)	Over Limit (dB)	Table (o)	ANT	EUT	Verdict
969.785	-66.04	1.70	-25.0	-41.04	282.00	Vertical	Vertical	Pass
2116.500	-47.82	4.71	-25.0	-22.82	190.00	Vertical	Vertical	Pass
2628.400	-28.76	8.57	-25.0	-3.76	353.00	Vertical	Vertical	N/A
3746.750	-47.26	7.68	-25.0	-22.26	329.00	Vertical	Vertical	Pass
6845.000	-39.12	14.12	-25.0	-14.12	10.00	Vertical	Vertical	Pass
12832.950	-38.69	14.27	-25.0	-13.69	102.00	Vertical	Vertical	Pass

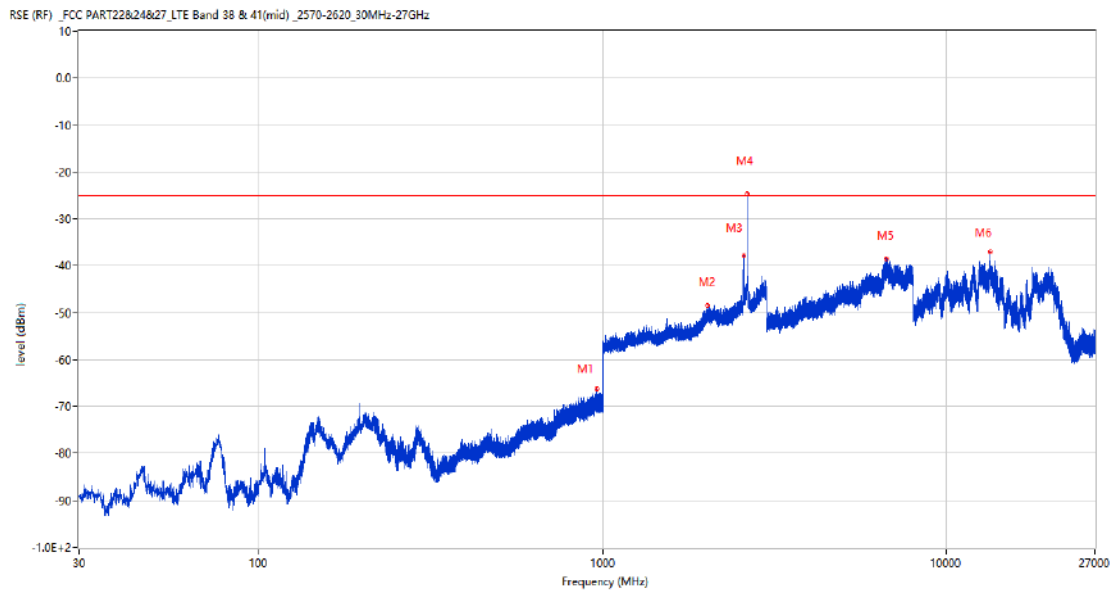
RSE-V&H LTE Band 41 BW15 CH40765



Frequency (MHz)	Result (dBm)	Factor (dB)	PK Limit (dBm)	Over Limit (dB)	Table (o)	ANT	EUT	Verdict
842.326	-67.67	-0.07	-25.0	-42.67	346.00	Vertical	Horizontal	Pass
2031.500	-47.84	3.86	-25.0	-22.84	20.00	Vertical	Horizontal	Pass
2628.300	-33.34	8.58	-25.0	-8.34	355.00	Vertical	Horizontal	N/A
3750.500	-47.11	7.96	-25.0	-22.11	232.00	Vertical	Horizontal	Pass
6816.500	-39.18	14.23	-25.0	-14.18	210.00	Vertical	Horizontal	Pass
13388.925	-37.79	16.91	-25.0	-12.79	85.00	Vertical	Horizontal	Pass

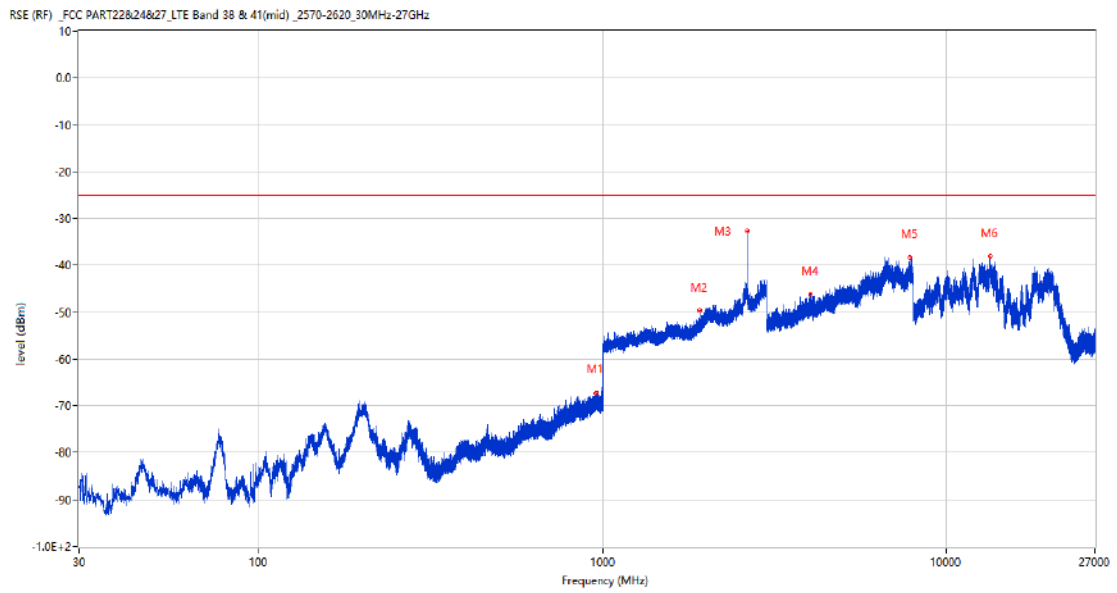
### 18.4 LTE Band 41 BW20, Middle Channel

RSE-H&H LTE Band 41 BW20 CH40765



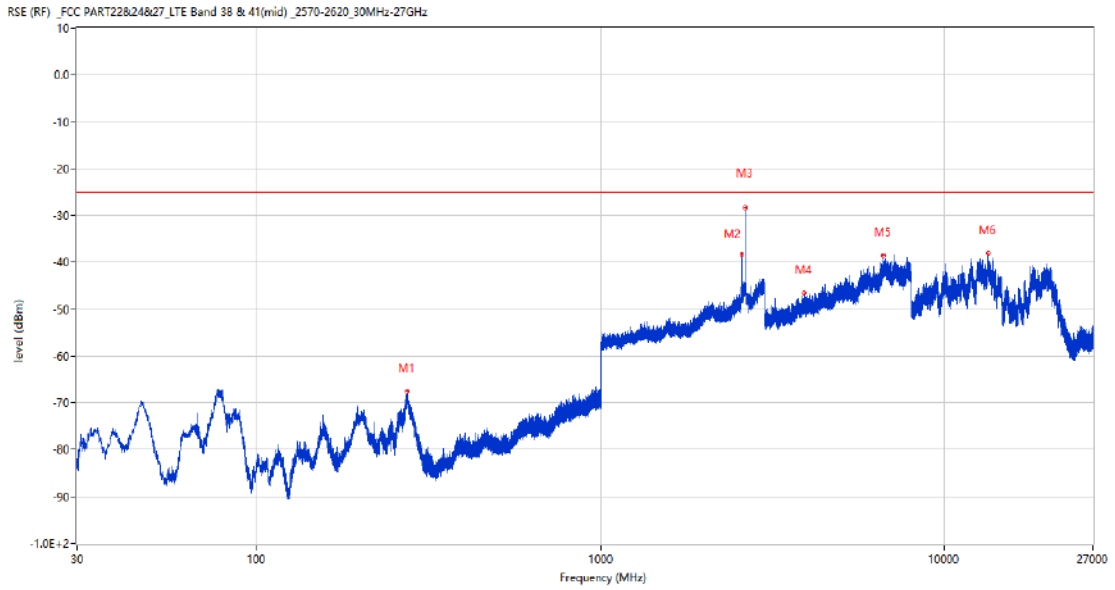
Frequency (MHz)	Result (dBm)	Factor (dB)	PK Limit (dBm)	Over Limit (dB)	Table (o)	ANT	EUT	Verdict
959.066	-66.21	1.75	-25.0	-41.21	212.00	Horizontal	Horizontal	Pass
2020.800	-48.36	4.26	-25.0	-23.36	360.00	Horizontal	Horizontal	Pass
2563.900	-37.79	8.89	-25.0	-12.79	316.00	Horizontal	Horizontal	N/A
2635.100	-24.53	8.33	-25.0	0.47	328.00	Horizontal	Horizontal	N/A
6680.000	-38.41	14.54	-25.0	-13.41	145.00	Horizontal	Horizontal	Pass
13367.925	-37.10	16.71	-25.0	-12.10	343.00	Horizontal	Horizontal	Pass

RSE-H&V LTE Band 41 BW20 CH40765



Frequency (MHz)	Result (dBm)	Factor (dB)	PK Limit (dBm)	Over Limit (dB)	Table (o)	ANT	EUT	Verdict
955.865	-67.18	1.76	-25.0	-42.18	360.00	Horizontal	Vertical	Pass
1915.200	-49.76	1.29	-25.0	-24.76	51.00	Horizontal	Vertical	Pass
2635.000	-32.59	8.30	-25.0	-7.59	214.00	Horizontal	Vertical	N/A
4028.750	-46.10	9.24	-25.0	-21.10	254.00	Horizontal	Vertical	Pass
7817.250	-38.37	16.32	-25.0	-13.37	5.00	Horizontal	Vertical	Pass
13366.875	-38.10	16.70	-25.0	-13.10	229.00	Horizontal	Vertical	Pass

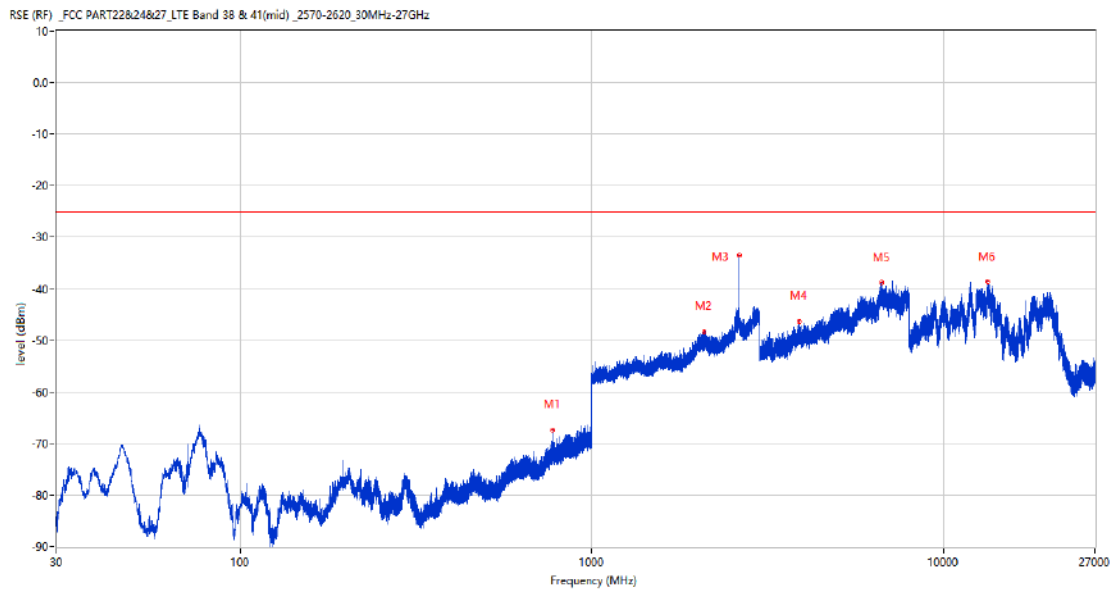
RSE-V&V LTE Band 41 BW20 CH40765



Frequency (MHz)	Result (dBm)	Factor (dB)	PK Limit (dBm)	Over Limit (dB)	Table (o)	ANT	EUT	Verdict
272.840	-67.55	-14.34	-25.0	-42.55	360.00	Vertical	Vertical	Pass
2563.700	-38.34	8.89	-25.0	-13.34	307.00	Vertical	Vertical	N/A
2635.100	-28.37	8.33	-25.0	-3.37	347.00	Vertical	Vertical	N/A
3899.000	-46.48	9.24	-25.0	-21.48	352.00	Vertical	Vertical	Pass
6650.250	-38.50	15.11	-25.0	-13.50	209.00	Vertical	Vertical	Pass
13375.537	-38.16	16.78	-25.0	-13.16	88.00	Vertical	Vertical	Pass



RSE-V&H LTE Band 41 BW20 CH40765

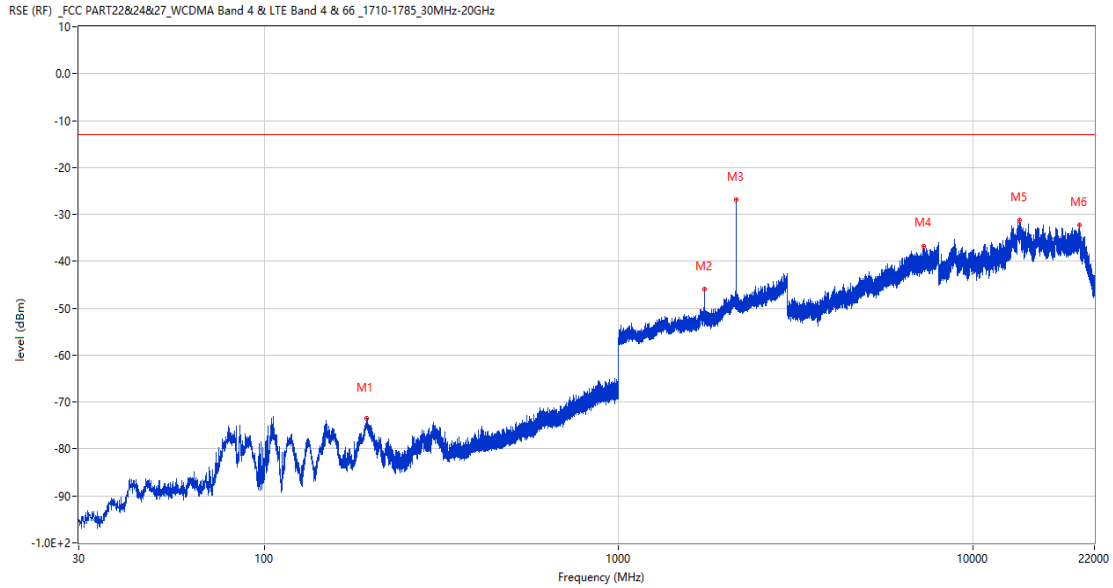


Frequency (MHz)	Result (dBm)	Factor (dB)	PK Limit (dBm)	Over Limit (dB)	Table (o)	ANT	EUT	Verdict
775.639	-67.33	-1.36	-25.0	-42.33	342.00	Vertical	Horizontal	Pass
2084.300	-48.35	4.08	-25.0	-23.35	357.00	Vertical	Horizontal	Pass
2635.100	-33.45	8.33	-25.0	-8.45	194.00	Vertical	Horizontal	N/A
3899.250	-46.32	9.24	-25.0	-21.32	254.00	Vertical	Horizontal	Pass
6701.250	-38.80	15.40	-25.0	-13.80	308.00	Vertical	Horizontal	Pass
13361.625	-38.56	16.65	-25.0	-13.56	106.00	Vertical	Horizontal	Pass

19 LTE Band 66

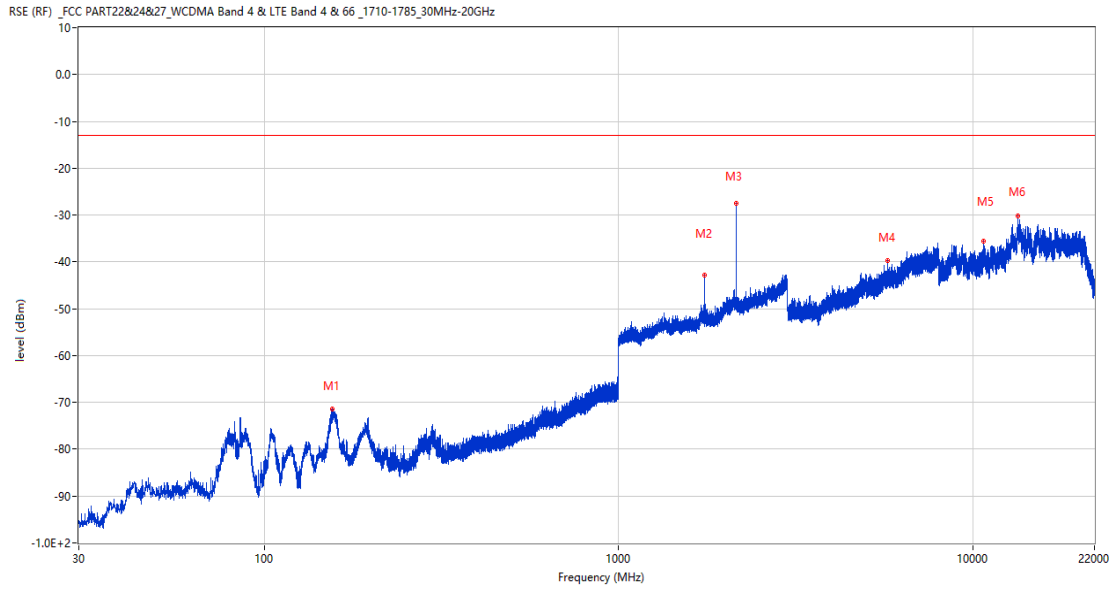
19.1 LTE Band 66 BW1.4, Middle Channel

RSE-H&H LTE Band 66 BW1.4 CH132322



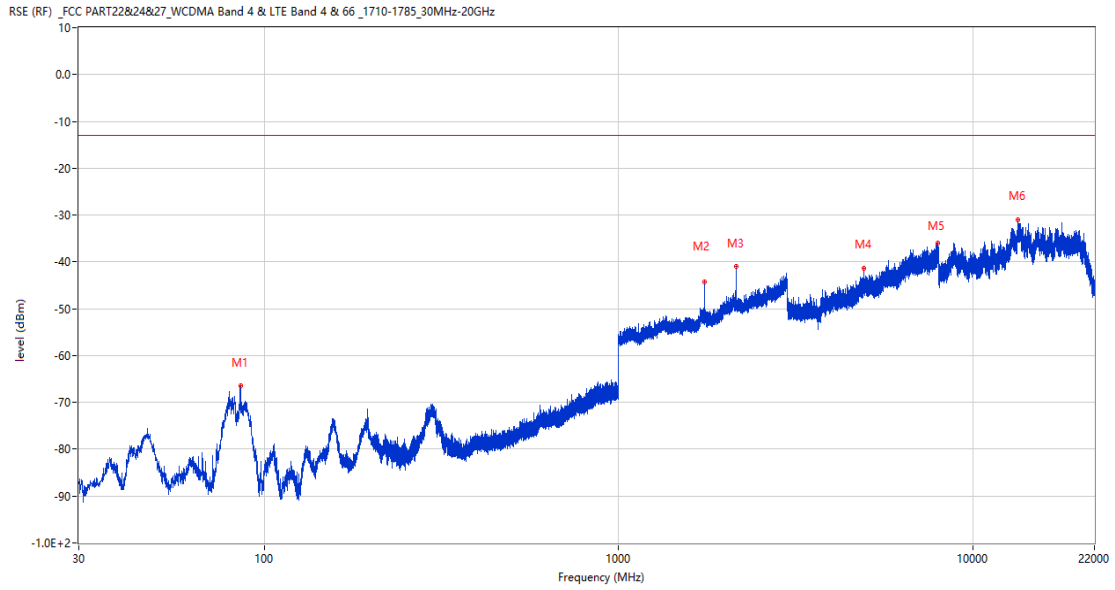
Frequency (MHz)	Result (dBm)	Factor (dB)	PK Limit (dBm)	Over Limit (dB)	Table (o)	ANT	EUT	Verdict
194.852	-73.50	-15.85	-13.0	-60.50	49.00	Horizontal	Horizontal	Pass
1745.300	-45.91	2.32	-13.0	-32.91	5.00	Horizontal	Horizontal	N/A
2145.700	-26.82	5.09	-13.0	-13.82	234.00	Horizontal	Horizontal	N/A
7242.000	-36.88	17.53	-13.0	-23.88	151.00	Horizontal	Horizontal	Pass
13561.687	-31.33	25.14	-13.0	-18.33	6.00	Horizontal	Horizontal	Pass
20004.313	-32.29	21.58	-13.0	-19.29	186.00	Horizontal	Horizontal	Pass

RSE-H&V LTE Band 66 BW1.4 CH132322



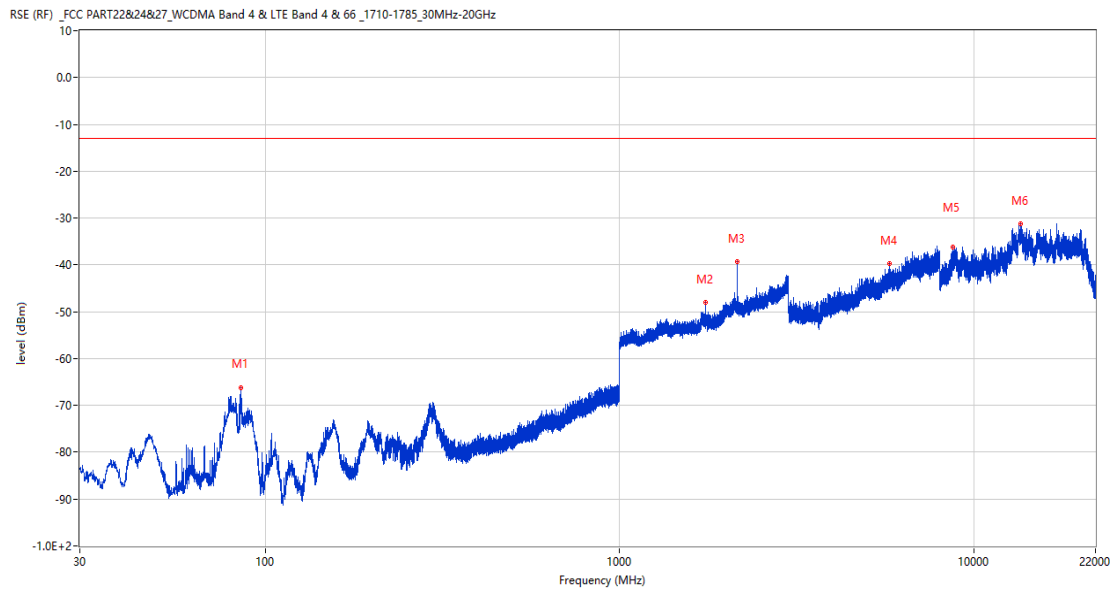
Frequency (MHz)	Result (dBm)	Factor (dB)	PK Limit (dBm)	Over Limit (dB)	Table (o)	ANT	EUT	Verdict
155.809	-71.45	-19.00	-13.0	-58.45	61.00	Horizontal	Vertical	Pass
1745.200	-44.37	2.32	-13.0	-31.37	356.00	Horizontal	Vertical	N/A
2146.000	-27.53	5.11	-13.0	-14.53	148.00	Horizontal	Vertical	N/A
5747.250	-39.75	14.04	-13.0	-26.75	173.00	Horizontal	Vertical	Pass
10701.325	-35.61	18.78	-13.0	-22.61	360.00	Horizontal	Vertical	Pass
13414.150	-30.25	24.75	-13.0	-17.25	256.00	Horizontal	Vertical	Pass

RSE-V&V LTE Band 66 BW1.4 CH132322



Frequency (MHz)	Result (dBm)	Factor (dB)	PK Limit (dBm)	Over Limit (dB)	Table (o)	ANT	EUT	Verdict
85.678	-66.42	-19.81	-13.0	-53.42	108.00	Vertical	Vertical	Pass
1745.400	-44.19	2.31	-13.0	-31.19	75.00	Vertical	Vertical	N/A
2145.800	-41.06	5.10	-13.0	-28.06	58.00	Vertical	Vertical	N/A
4911.000	-41.46	12.98	-13.0	-28.46	3.00	Vertical	Vertical	Pass
7934.000	-35.99	18.84	-13.0	-22.99	318.00	Vertical	Vertical	Pass
13409.063	-31.11	24.79	-13.0	-18.11	30.00	Vertical	Vertical	Pass

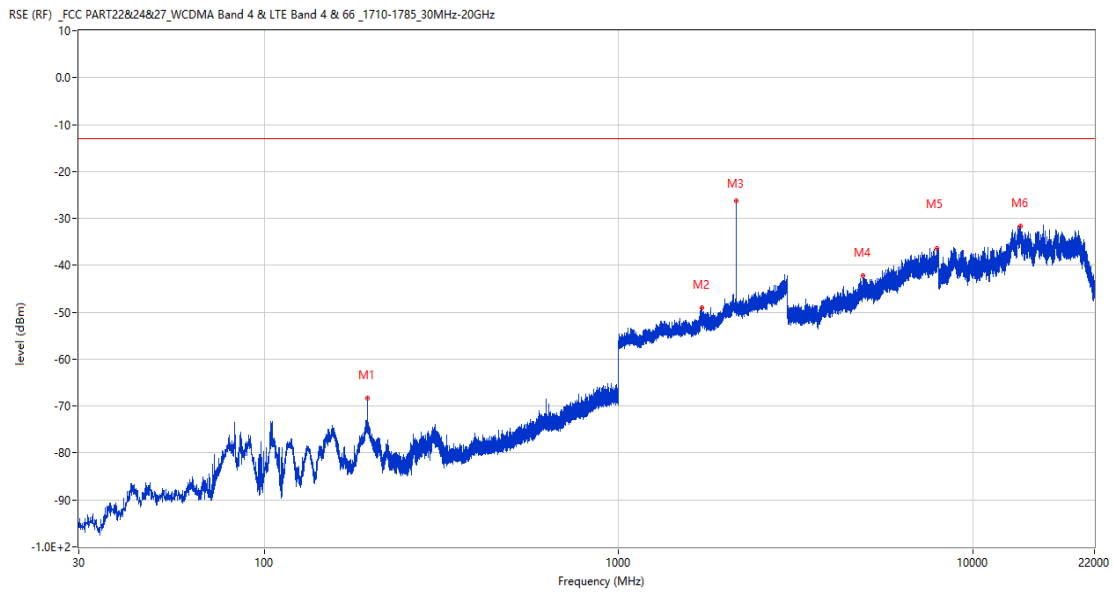
RSE-V&H LTE Band 66 BW1.4 CH132322



Frequency (MHz)	Result (dBm)	Factor (dB)	PK Limit (dBm)	Over Limit (dB)	Table (o)	ANT	EUT	Verdict
85.581	-66.13	-19.82	-13.0	-53.13	360.00	Vertical	Horizontal	Pass
1745.500	-47.96	2.31	-13.0	-34.96	37.00	Vertical	Horizontal	N/A
2145.700	-39.25	5.09	-13.0	-26.25	202.00	Vertical	Horizontal	N/A
5780.250	-39.63	14.28	-13.0	-26.63	316.00	Vertical	Horizontal	Pass
8704.663	-36.27	19.37	-13.0	-23.27	10.00	Vertical	Horizontal	Pass
13520.062	-31.24	24.45	-13.0	-18.24	42.00	Vertical	Horizontal	Pass

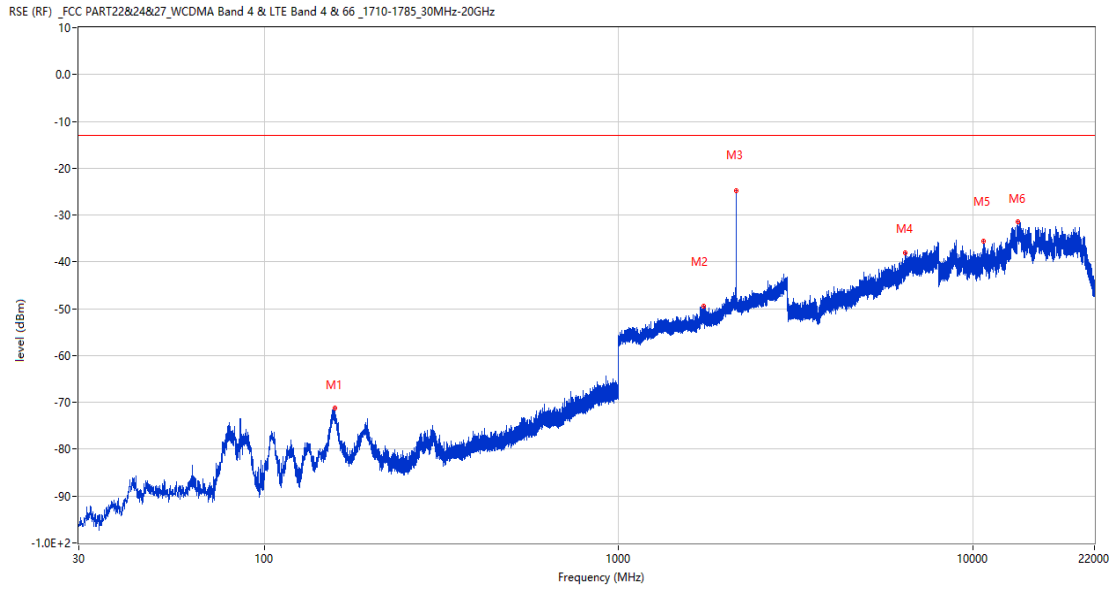
## 19.2 LTE Band 66 BW3, Middle Channel

RSE-H&H LTE Band 66 BW3 CH132322



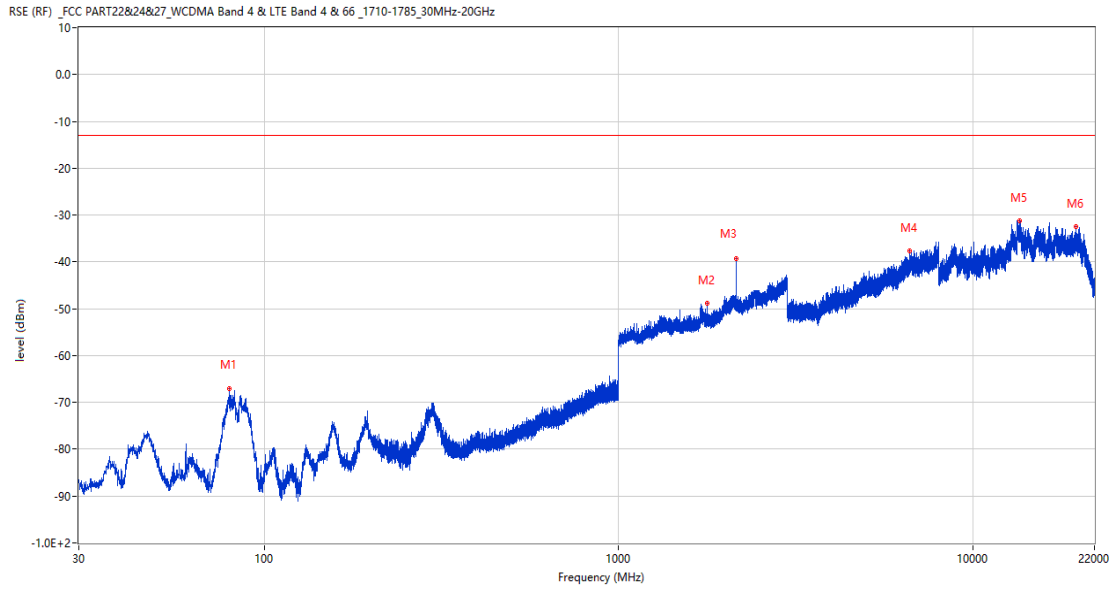
Frequency (MHz)	Result (dBm)	Factor (dB)	PK Limit (dBm)	Over Limit (dB)	Table (o)	ANT	EUT	Verdict
195.676	-68.34	-15.92	-13.0	-55.34	82.00	Horizontal	Horizontal	Pass
1720.500	-49.10	2.57	-13.0	-36.10	124.00	Horizontal	Horizontal	N/A
2144.800	-26.28	5.09	-13.0	-13.28	237.00	Horizontal	Horizontal	N/A
4905.000	-42.10	12.56	-13.0	-29.10	360.00	Horizontal	Horizontal	Pass
7918.750	-36.48	18.18	-13.0	-23.48	271.00	Horizontal	Horizontal	Pass
13582.037	-31.61	25.00	-13.0	-18.61	338.00	Horizontal	Horizontal	Pass

RSE-H&V LTE Band 66 BW3 CH132322



Frequency (MHz)	Result (dBm)	Factor (dB)	PK Limit (dBm)	Over Limit (dB)	Table (o)	ANT	EUT	Verdict
158.622	-71.15	-18.48	-13.0	-58.15	63.00	Horizontal	Vertical	Pass
1736.700	-49.41	2.40	-13.0	-36.41	267.00	Horizontal	Vertical	N/A
2145.200	-24.78	5.07	-13.0	-11.78	154.00	Horizontal	Vertical	N/A
6418.000	-38.00	15.51	-13.0	-25.00	318.00	Horizontal	Vertical	Pass
10705.125	-35.52	18.71	-13.0	-22.52	240.00	Horizontal	Vertical	Pass
13348.013	-31.50	24.46	-13.0	-18.50	71.00	Horizontal	Vertical	Pass

RSE-V&V LTE Band 66 BW3 CH132322

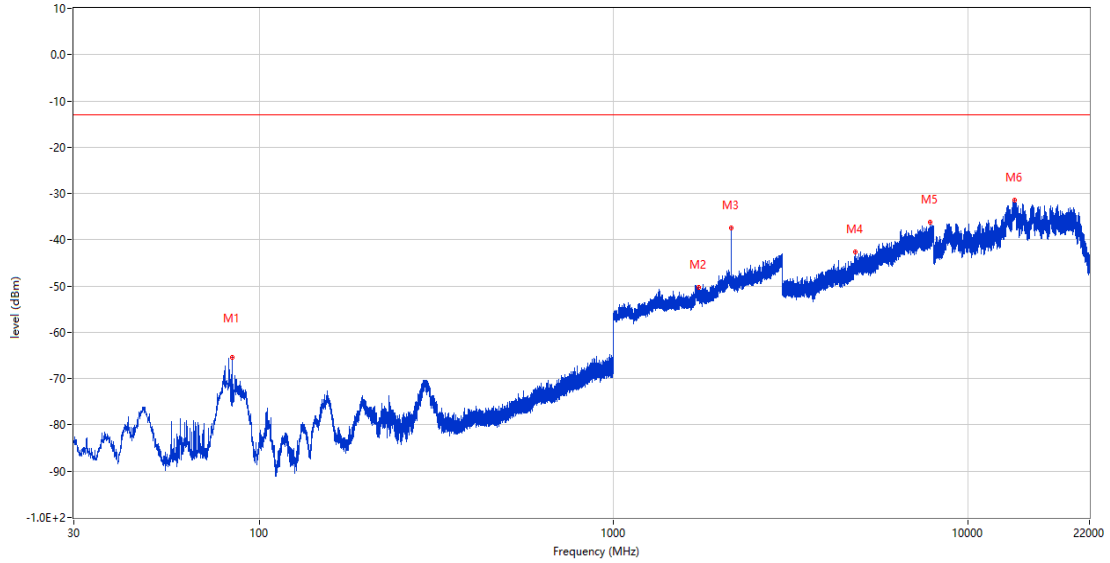


Frequency (MHz)	Result (dBm)	Factor (dB)	PK Limit (dBm)	Over Limit (dB)	Table (o)	ANT	EUT	Verdict
79.616	-66.98	-20.39	-13.0	-53.98	88.00	Vertical	Vertical	Pass
1773.200	-48.89	2.13	-13.0	-35.89	36.00	Vertical	Vertical	N/A
2146.000	-39.24	5.11	-13.0	-26.24	41.00	Vertical	Vertical	N/A
6629.500	-37.64	16.05	-13.0	-24.64	301.00	Vertical	Vertical	Pass
13506.187	-31.15	24.10	-13.0	-18.15	360.00	Vertical	Vertical	Pass
19541.350	-32.42	21.46	-13.0	-19.42	130.00	Vertical	Vertical	Pass



RSE-V&H LTE Band 66 BW3 CH132322

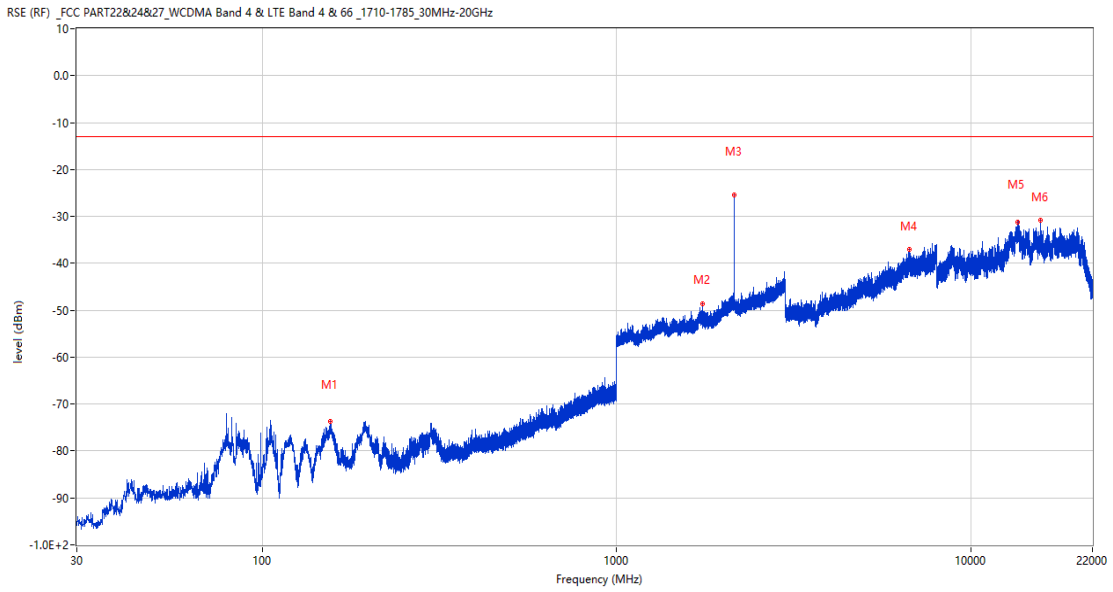
RSE (RF) FCC PART22&24&27\_WCDMA Band 4 & LTE Band 4 & 66\_1710-1785\_30MHz-20GHz



Frequency (MHz)	Result (dBm)	Factor (dB)	PK Limit (dBm)	Over Limit (dB)	Table (o)	ANT	EUT	Verdict
83.932	-65.48	-19.90	-13.0	-52.48	156.00	Vertical	Horizontal	Pass
1737.100	-50.19	2.40	-13.0	-37.19	347.00	Vertical	Horizontal	N/A
2146.700	-37.42	5.17	-13.0	-24.42	209.00	Vertical	Horizontal	N/A
4808.750	-42.65	12.80	-13.0	-29.65	233.00	Vertical	Horizontal	Pass
7805.500	-36.28	18.08	-13.0	-23.28	137.00	Vertical	Horizontal	Pass
13505.263	-31.51	24.07	-13.0	-18.51	118.00	Vertical	Horizontal	Pass

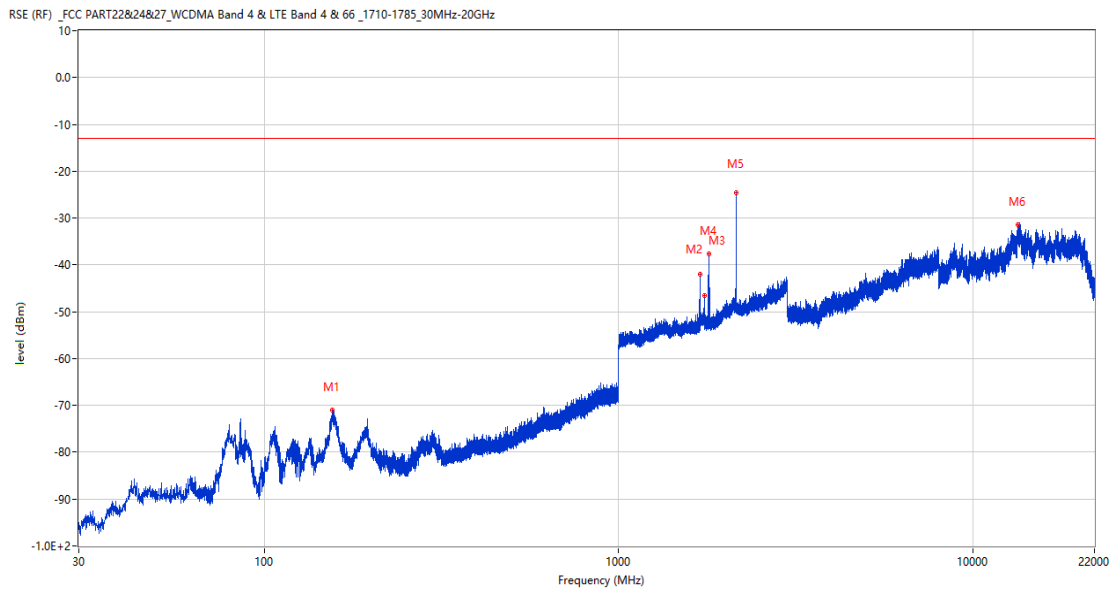
### 19.3 LTE Band 66 BW5, Middle Channel

RSE-H&H LTE Band 66 BW5 CH132322



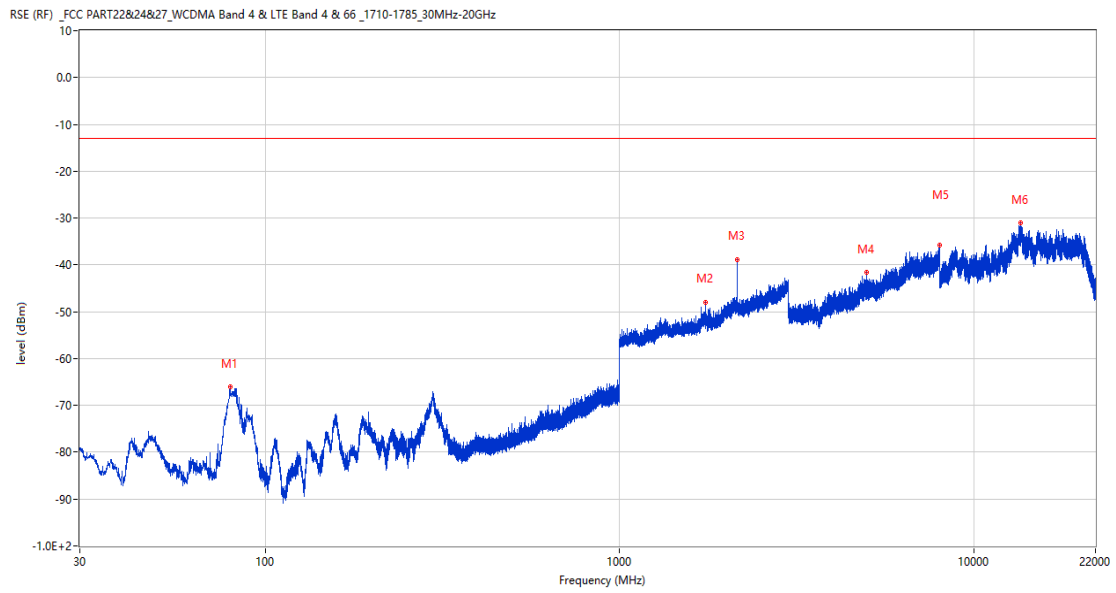
Frequency (MHz)	Result (dBm)	Factor (dB)	PK Limit (dBm)	Over Limit (dB)	Table (o)	ANT	EUT	Verdict
155.470	-73.76	-19.06	-13.0	-60.76	69.00	Horizontal	Horizontal	Pass
1743.700	-48.54	2.33	-13.0	-35.54	83.00	Horizontal	Horizontal	N/A
2145.400	-25.36	5.07	-13.0	-12.36	243.00	Horizontal	Horizontal	N/A
6683.250	-36.95	16.97	-13.0	-23.95	1.00	Horizontal	Horizontal	Pass
13541.800	-31.24	25.01	-13.0	-18.24	1.00	Horizontal	Horizontal	Pass
15740.526	-30.79	22.28	-13.0	-17.79	322.00	Horizontal	Horizontal	Pass

RSE-H&V LTE Band 66 BW5 CH132322



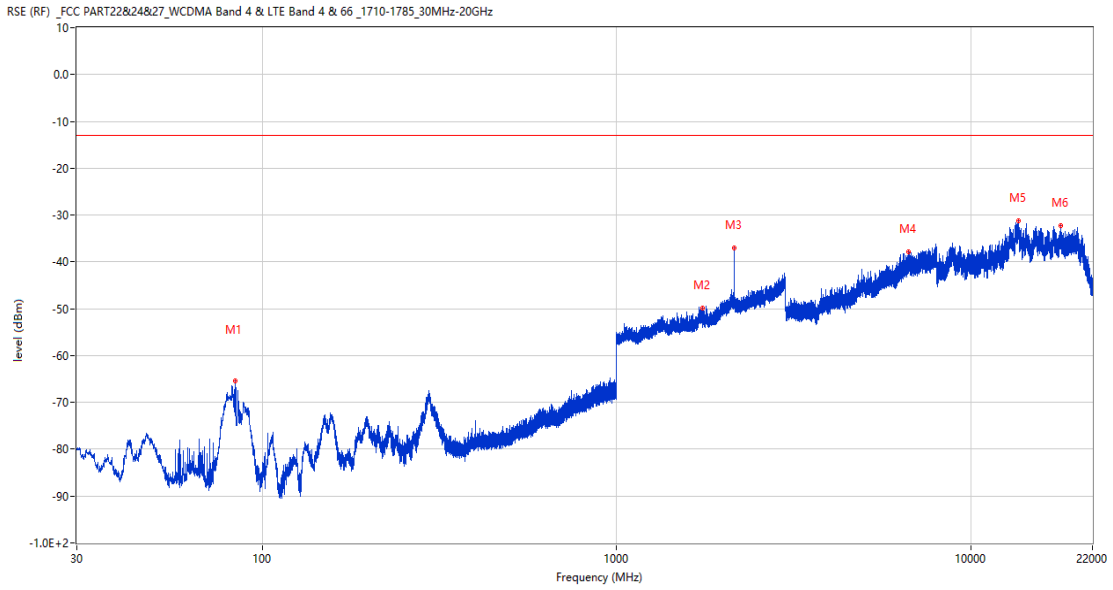
Frequency (MHz)	Result (dBm)	Factor (dB)	PK Limit (dBm)	Over Limit (dB)	Table (o)	ANT	EUT	Verdict
155.858	-70.99	-18.99	-13.0	-57.99	56.00	Horizontal	Vertical	Pass
1702.300	-41.94	2.76	-13.0	-28.94	209.00	Horizontal	Vertical	N/A
1743.600	-46.59	2.33	-13.0	-33.59	180.00	Horizontal	Vertical	N/A
1796.800	-37.74	1.60	-13.0	-24.74	192.00	Horizontal	Vertical	N/A
2145.600	-24.58	5.08	-13.0	-11.58	143.00	Horizontal	Vertical	N/A
13349.401	-31.52	24.52	-13.0	-18.52	360.00	Horizontal	Vertical	Pass

RSE-V&V LTE Band 66 BW5 CH132322



Frequency (MHz)	Result (dBm)	Factor (dB)	PK Limit (dBm)	Over Limit (dB)	Table (o)	ANT	EUT	Verdict
79.616	-66.04	-20.39	-13.0	-53.04	88.00	Vertical	Vertical	Pass
1743.600	-47.91	2.33	-13.0	-34.91	136.00	Vertical	Vertical	N/A
2146.400	-38.79	5.15	-13.0	-25.79	47.00	Vertical	Vertical	N/A
4970.500	-41.60	13.46	-13.0	-28.60	77.00	Vertical	Vertical	Pass
8000.000	-35.84	19.04	-13.0	-22.84	1.00	Vertical	Vertical	Pass
13546.424	-31.07	25.13	-13.0	-18.07	69.00	Vertical	Vertical	Pass

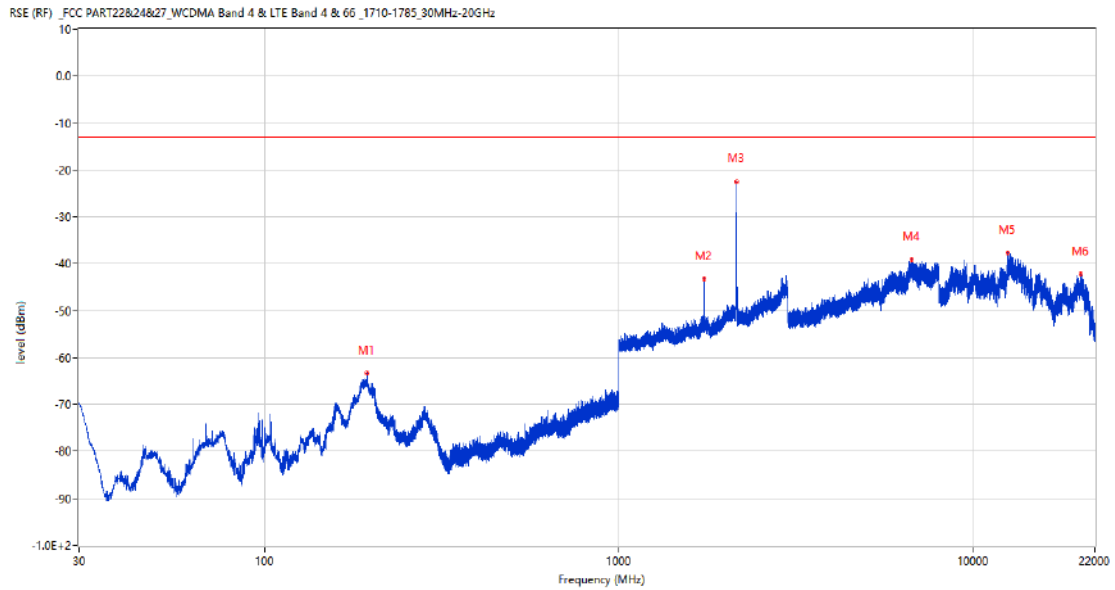
RSE-V&H LTE Band 66 BW5 CH132322



Frequency (MHz)	Result (dBm)	Factor (dB)	PK Limit (dBm)	Over Limit (dB)	Table (o)	ANT	EUT	Verdict
84.174	-65.50	-19.90	-13.0	-52.50	55.00	Vertical	Horizontal	Pass
1743.600	-49.91	2.33	-13.0	-36.91	0.00	Vertical	Horizontal	N/A
2146.100	-37.06	5.12	-13.0	-24.06	195.00	Vertical	Horizontal	N/A
6673.500	-37.95	16.70	-13.0	-24.95	44.00	Vertical	Horizontal	Pass
13580.188	-31.28	25.01	-13.0	-18.28	17.00	Vertical	Horizontal	Pass
17889.761	-32.24	21.50	-13.0	-19.24	0.00	Vertical	Horizontal	Pass

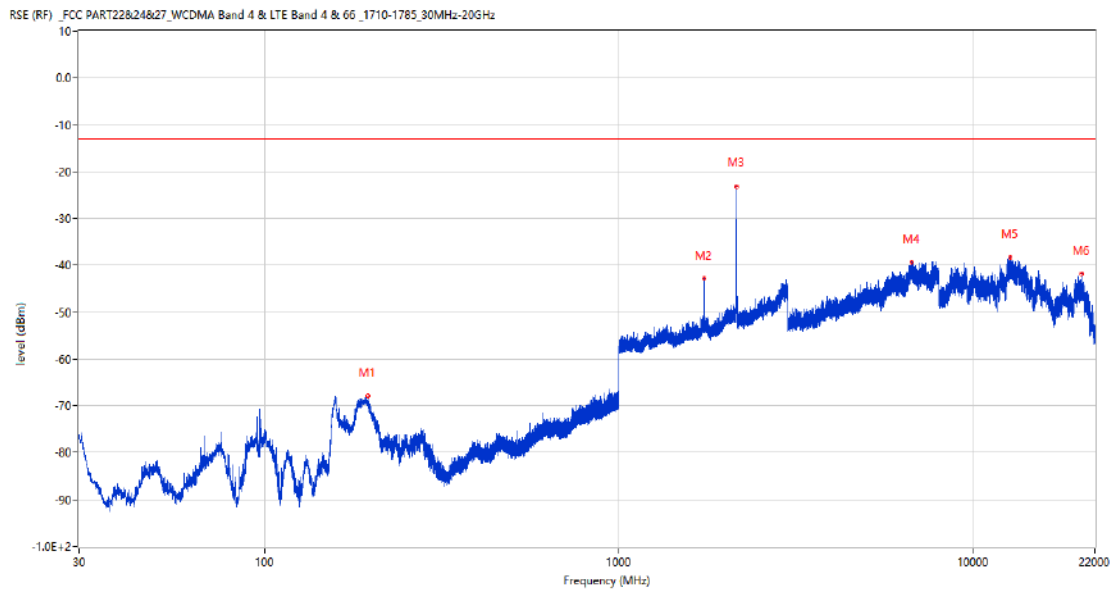
### 19.4 LTE Band 66 BW10, Middle Channel

RSE-H&H LTE Band 66 BW10 CH132322



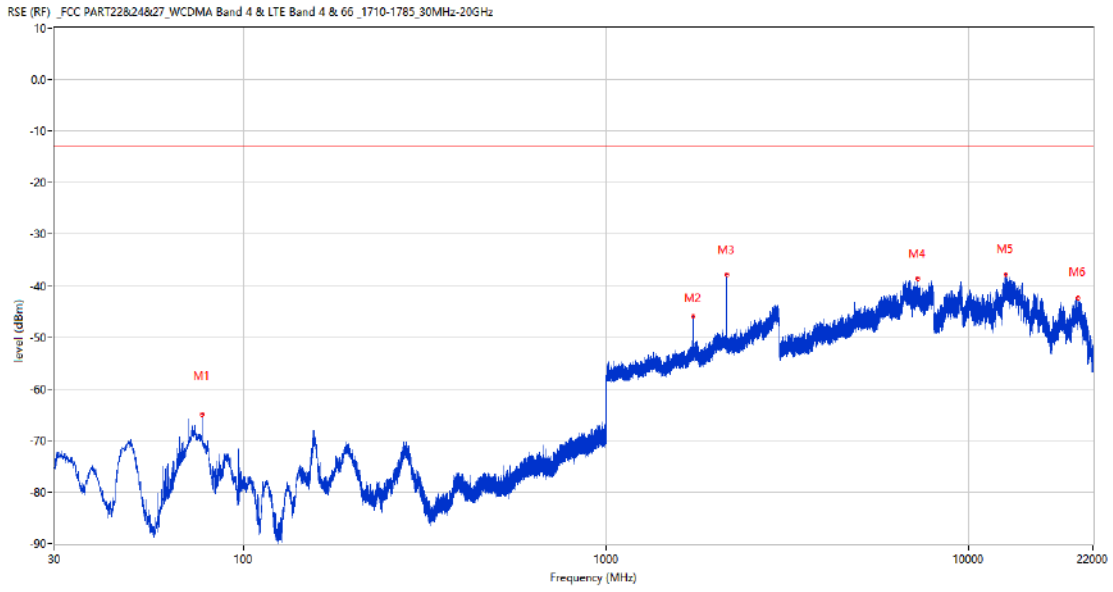
Frequency (MHz)	Result (dBm)	Factor (dB)	PK Limit (dBm)	Over Limit (dB)	Table (o)	ANT	EUT	Verdict
194.609	-63.38	-15.89	-13.0	-50.38	115.00	Horizontal	Horizontal	Pass
1741.400	-43.28	2.04	-13.0	-30.28	350.00	Horizontal	Horizontal	N/A
2144.300	-22.42	3.62	-13.0	-9.42	114.00	Horizontal	Horizontal	N/A
6701.500	-39.09	15.44	-13.0	-26.09	101.00	Horizontal	Horizontal	Pass
12488.513	-37.69	15.28	-13.0	-24.69	13.00	Horizontal	Horizontal	Pass
20101.900	-42.26	11.03	-13.0	-29.26	35.00	Horizontal	Horizontal	Pass

RSE-H&V LTE Band 66 BW10 CH132322



Frequency (MHz)	Result (dBm)	Factor (dB)	PK Limit (dBm)	Over Limit (dB)	Table (o)	ANT	EUT	Verdict
195.918	-67.89	-15.88	-13.0	-54.89	312.00	Horizontal	Vertical	Pass
1741.300	-42.78	2.04	-13.0	-29.78	193.00	Horizontal	Vertical	N/A
2145.800	-23.05	3.42	-13.0	-10.05	255.00	Horizontal	Vertical	N/A
6697.250	-39.33	15.22	-13.0	-26.33	24.00	Horizontal	Vertical	Pass
12717.463	-38.35	16.35	-13.0	-25.35	360.00	Horizontal	Vertical	Pass
20222.151	-41.78	11.09	-13.0	-28.78	145.00	Horizontal	Vertical	Pass

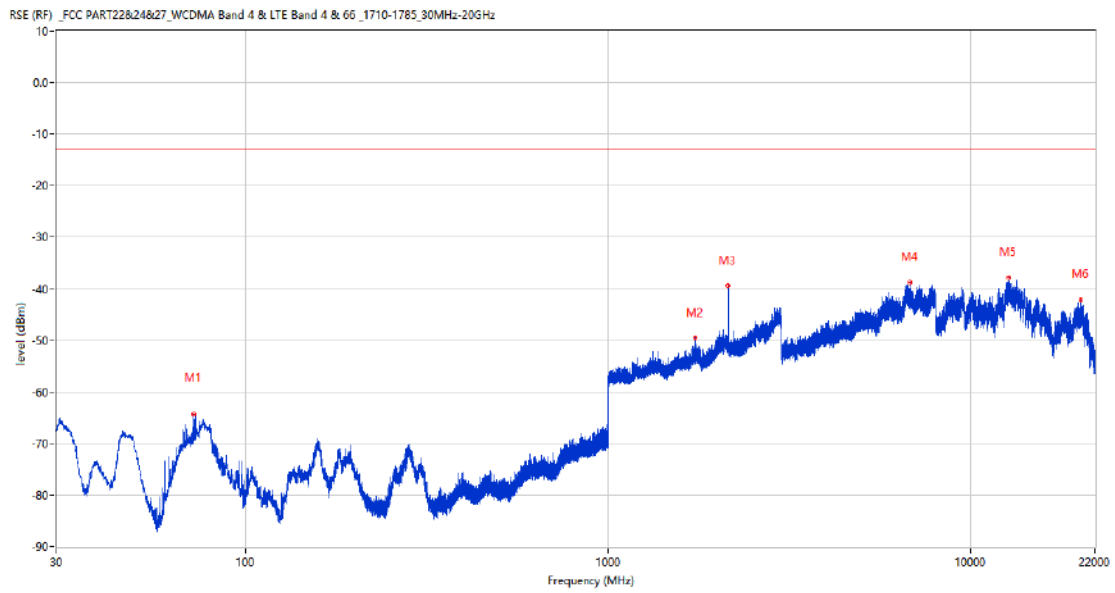
RSE-V&V LTE Band 66 BW10 CH132322



Frequency (MHz)	Result (dBm)	Factor (dB)	PK Limit (dBm)	Over Limit (dB)	Table (o)	ANT	EUT	Verdict
76.754	-65.02	-21.24	-13.0	-52.02	284.00	Vertical	Vertical	Pass
1741.400	-45.90	2.04	-13.0	-32.90	94.00	Vertical	Vertical	N/A
2144.600	-37.91	3.59	-13.0	-24.91	111.00	Vertical	Vertical	N/A
7215.250	-38.67	14.03	-13.0	-25.67	359.00	Vertical	Vertical	Pass
12636.474	-37.81	15.55	-13.0	-24.81	142.00	Vertical	Vertical	Pass
20010.787	-42.42	10.98	-13.0	-29.42	64.00	Vertical	Vertical	Pass



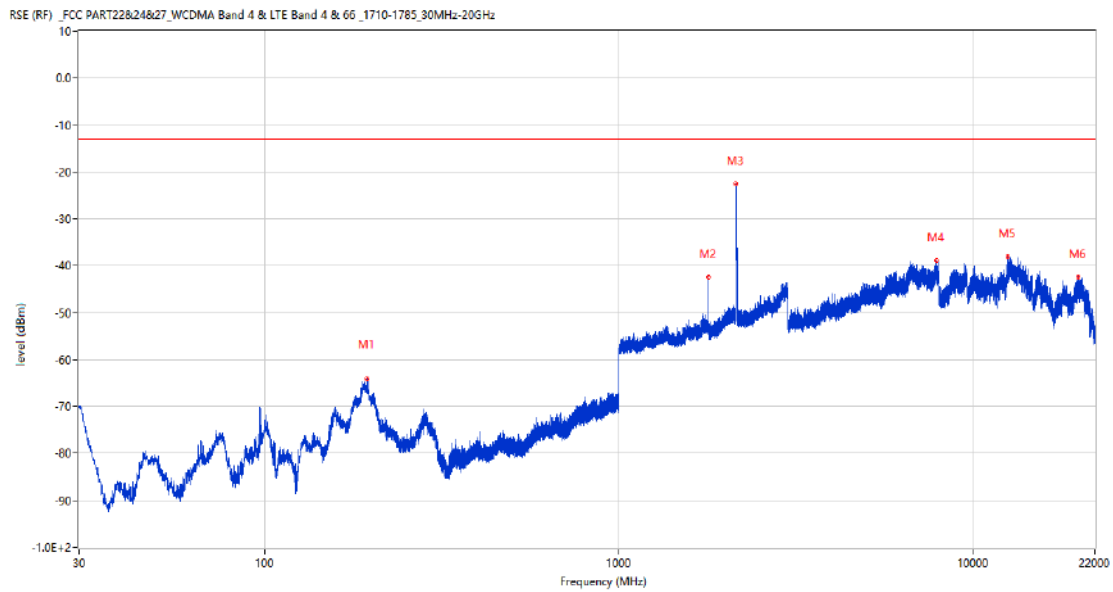
RSE-V&H LTE Band 66 BW10 CH132322



Frequency (MHz)	Result (dBm)	Factor (dB)	PK Limit (dBm)	Over Limit (dB)	Table (o)	ANT	EUT	Verdict
71.952	-64.37	-20.07	-13.0	-51.37	17.00	Vertical	Horizontal	Pass
1741.200	-49.56	2.04	-13.0	-36.56	360.00	Vertical	Horizontal	N/A
2142.500	-39.26	3.70	-13.0	-26.26	115.00	Vertical	Horizontal	N/A
6782.750	-38.84	14.29	-13.0	-25.84	63.00	Vertical	Horizontal	Pass
12706.300	-37.90	16.47	-13.0	-24.90	319.00	Vertical	Horizontal	Pass
20069.988	-42.17	11.01	-13.0	-29.17	59.00	Vertical	Horizontal	Pass

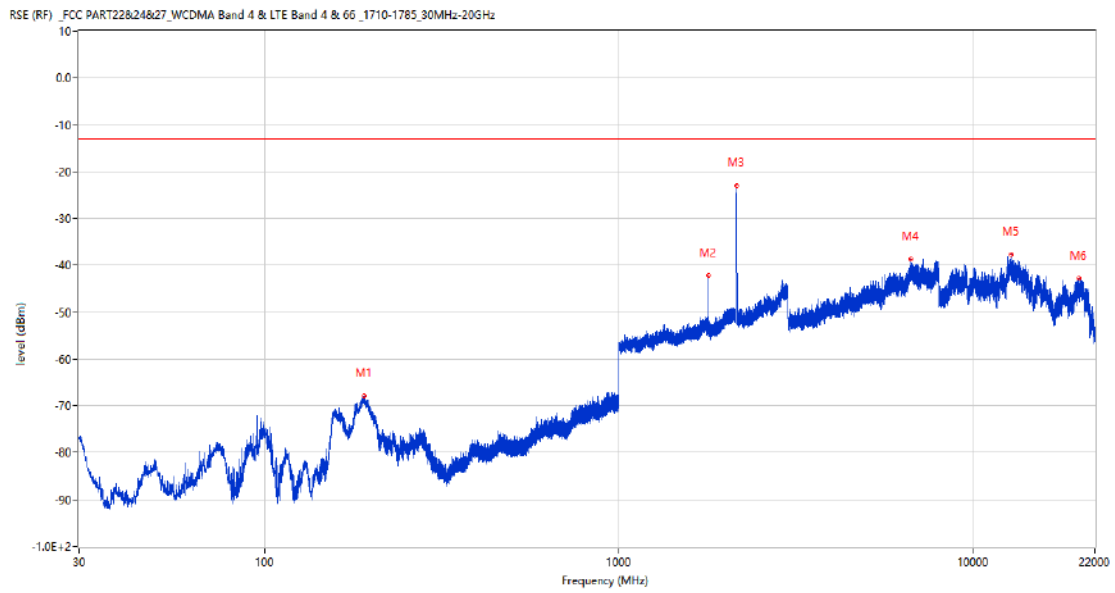
## 19.5 LTE Band 66 BW15, Middle Channel

RSE-H&H LTE Band 66 BW15 CH132322



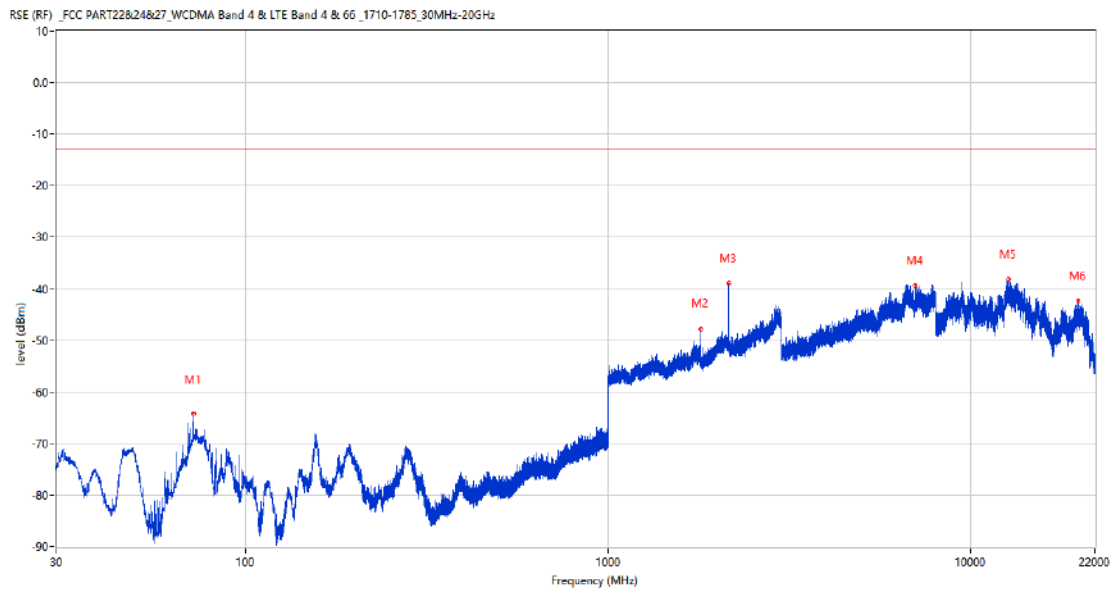
Frequency (MHz)	Result (dBm)	Factor (dB)	PK Limit (dBm)	Over Limit (dB)	Table (o)	ANT	EUT	Verdict
195.046	-64.19	-15.83	-13.0	-51.19	293.00	Horizontal	Horizontal	Pass
1792.200	-42.49	1.71	-13.0	-29.49	195.00	Horizontal	Horizontal	N/A
2140.700	-22.60	3.72	-13.0	-9.60	124.00	Horizontal	Horizontal	N/A
7876.000	-38.81	15.07	-13.0	-25.81	67.00	Horizontal	Horizontal	Pass
12514.638	-38.11	15.36	-13.0	-25.11	91.00	Horizontal	Horizontal	Pass
19782.312	-42.48	10.86	-13.0	-29.48	94.00	Horizontal	Horizontal	Pass

RSE-H&V LTE Band 66 BW15 CH132322



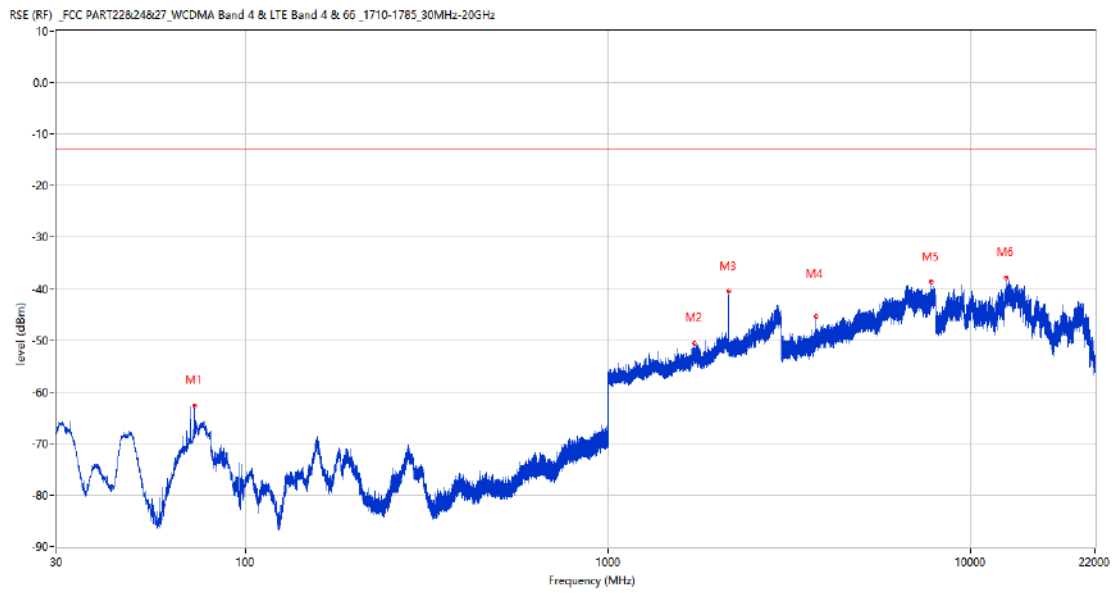
Frequency (MHz)	Result (dBm)	Factor (dB)	PK Limit (dBm)	Over Limit (dB)	Table (o)	ANT	EUT	Verdict
191.360	-67.83	-16.36	-13.0	-54.83	292.00	Horizontal	Vertical	Pass
1792.700	-42.20	1.71	-13.0	-29.20	194.00	Horizontal	Vertical	N/A
2144.900	-22.95	3.53	-13.0	-9.95	237.00	Horizontal	Vertical	N/A
6654.000	-38.62	15.00	-13.0	-25.62	135.00	Horizontal	Vertical	Pass
12766.650	-37.57	15.94	-13.0	-24.57	285.00	Horizontal	Vertical	Pass
19813.300	-42.81	10.88	-13.0	-29.81	128.00	Horizontal	Vertical	Pass

RSE-V&V LTE Band 66 BW15 CH132322



Frequency (MHz)	Result (dBm)	Factor (dB)	PK Limit (dBm)	Over Limit (dB)	Table (o)	ANT	EUT	Verdict
71.855	-64.15	-20.07	-13.0	-51.15	351.00	Vertical	Vertical	Pass
1792.800	-47.82	1.67	-13.0	-34.82	272.00	Vertical	Vertical	N/A
2145.300	-39.00	3.44	-13.0	-26.00	140.00	Vertical	Vertical	N/A
7047.250	-39.26	14.02	-13.0	-26.26	355.00	Vertical	Vertical	Pass
12715.325	-38.27	16.37	-13.0	-25.27	330.00	Vertical	Vertical	Pass
19763.812	-42.31	10.85	-13.0	-29.31	79.00	Vertical	Vertical	Pass

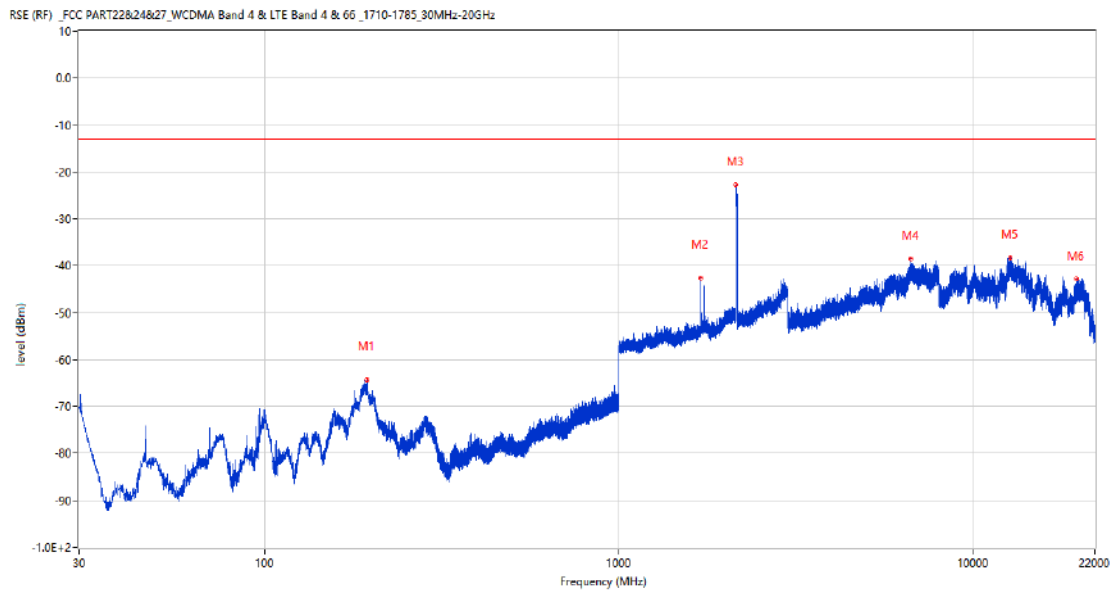
RSE-V&H LTE Band 66 BW15 CH132322



Frequency (MHz)	Result (dBm)	Factor (dB)	PK Limit (dBm)	Over Limit (dB)	Table (o)	ANT	EUT	Verdict
72.243	-62.63	-20.10	-13.0	-49.63	320.00	Vertical	Horizontal	Pass
1731.000	-50.61	2.02	-13.0	-37.61	192.00	Vertical	Horizontal	Pass
2150.700	-40.48	3.18	-13.0	-27.48	167.00	Vertical	Horizontal	N/A
3744.750	-45.43	7.48	-13.0	-32.43	341.00	Vertical	Horizontal	Pass
7793.250	-38.66	15.61	-13.0	-25.66	179.00	Vertical	Horizontal	Pass
12498.013	-37.86	15.59	-13.0	-24.86	0.00	Vertical	Horizontal	Pass

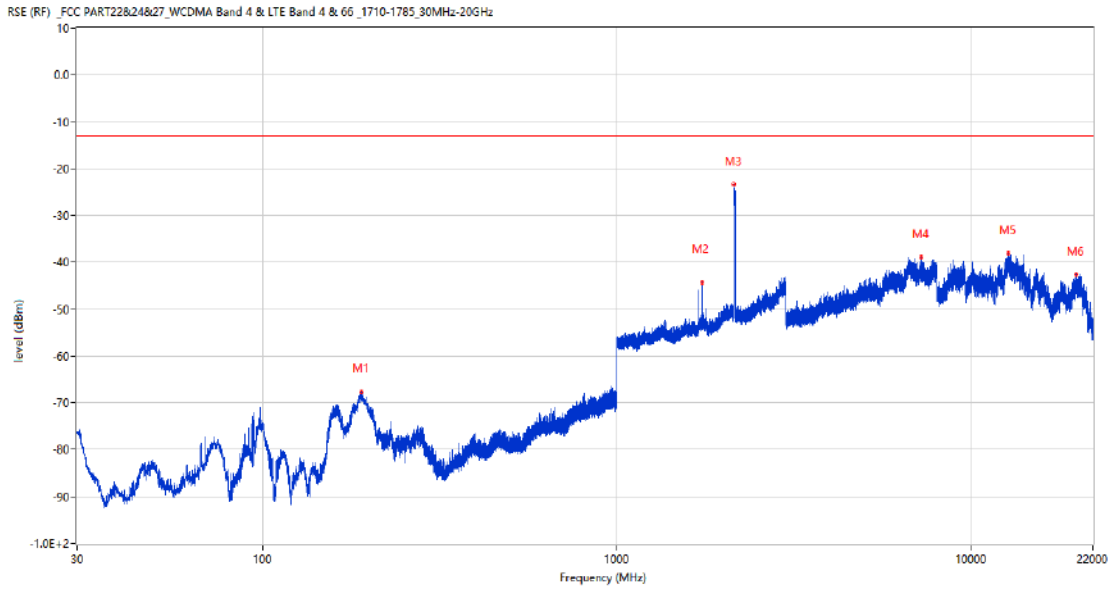
## 19.6 LTE Band 66 BW20, Middle Channel

RSE-H&H LTE Band 66 BW20 CH132322



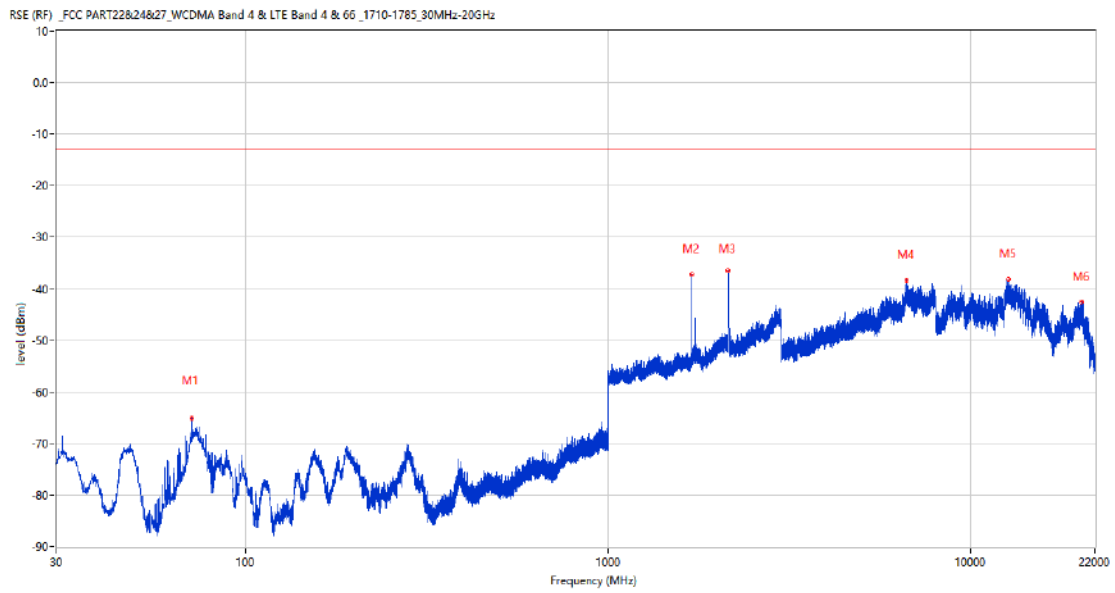
Frequency (MHz)	Result (dBm)	Factor (dB)	PK Limit (dBm)	Over Limit (dB)	Table (o)	ANT	EUT	Verdict
194.900	-64.27	-15.84	-13.0	-51.27	128.00	Horizontal	Horizontal	Pass
1701.000	-42.68	1.96	-13.0	-29.68	132.00	Horizontal	Horizontal	N/A
2137.900	-22.78	3.81	-13.0	-9.78	123.00	Horizontal	Horizontal	N/A
6653.500	-38.52	15.02	-13.0	-25.52	204.00	Horizontal	Horizontal	Pass
12713.187	-38.35	16.40	-13.0	-25.35	148.00	Horizontal	Horizontal	Pass
19499.725	-42.89	10.71	-13.0	-29.89	214.00	Horizontal	Horizontal	Pass

RSE-H&V LTE Band 66 BW20 CH132322



Frequency (MHz)	Result (dBm)	Factor (dB)	PK Limit (dBm)	Over Limit (dB)	Table (o)	ANT	EUT	Verdict
190.098	-67.60	-16.30	-13.0	-54.60	280.00	Horizontal	Vertical	Pass
1736.900	-44.20	2.03	-13.0	-31.20	19.00	Horizontal	Vertical	N/A
2140.900	-23.30	3.73	-13.0	-10.30	248.00	Horizontal	Vertical	N/A
7196.500	-38.91	14.74	-13.0	-25.91	308.00	Horizontal	Vertical	Pass
12713.900	-38.08	16.39	-13.0	-25.08	360.00	Horizontal	Vertical	Pass
19732.363	-42.71	10.83	-13.0	-29.71	296.00	Horizontal	Vertical	Pass

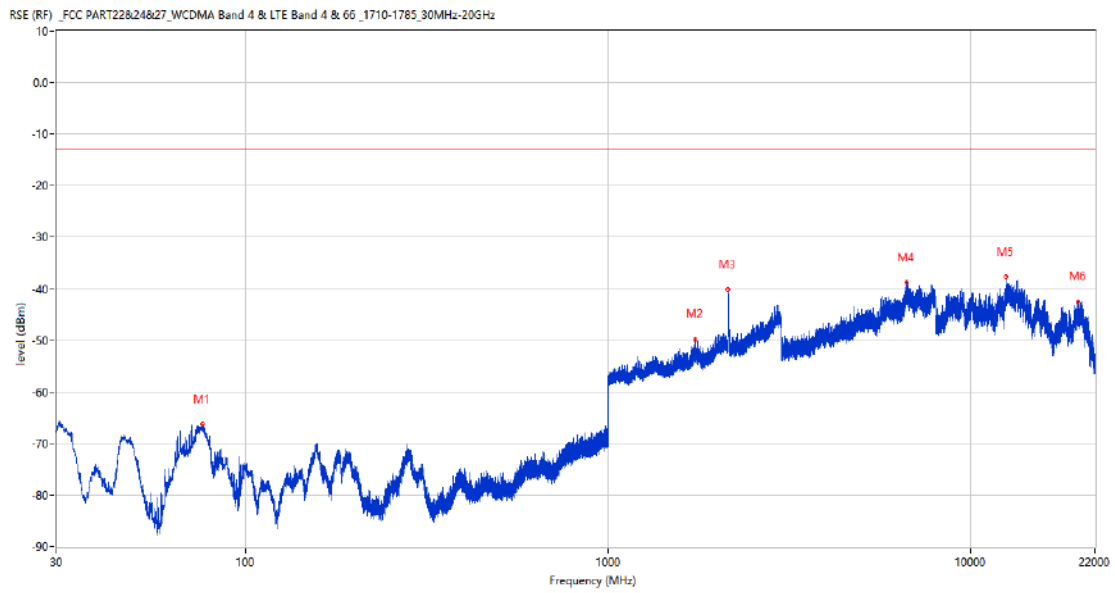
RSE-V&V LTE Band 66 BW20 CH132322



Frequency (MHz)	Result (dBm)	Factor (dB)	PK Limit (dBm)	Over Limit (dB)	Table (o)	ANT	EUT	Verdict
70.885	-65.19	-20.01	-13.0	-52.19	306.00	Vertical	Vertical	Pass
1701.100	-37.26	1.96	-13.0	-24.26	100.00	Vertical	Vertical	N/A
2137.700	-36.52	3.82	-13.0	-23.52	134.00	Vertical	Vertical	N/A
6663.000	-38.36	14.68	-13.0	-25.36	154.00	Vertical	Vertical	Pass
12695.137	-38.18	16.46	-13.0	-25.18	0.00	Vertical	Vertical	Pass
20262.851	-42.59	11.11	-13.0	-29.59	288.00	Vertical	Vertical	Pass



RSE-V&H LTE Band 66 BW20 CH132322



Frequency (MHz)	Result (dBm)	Factor (dB)	PK Limit (dBm)	Over Limit (dB)	Table (o)	ANT	EUT	Verdict
75.784	-66.31	-21.19	-13.0	-53.31	343.00	Vertical	Horizontal	Pass
1737.200	-49.92	2.03	-13.0	-36.92	18.00	Vertical	Horizontal	N/A
2138.100	-40.16	3.82	-13.0	-27.16	106.00	Vertical	Horizontal	N/A
6647.250	-38.86	15.22	-13.0	-25.86	78.00	Vertical	Horizontal	Pass
12511.549	-37.62	15.42	-13.0	-24.62	349.00	Vertical	Horizontal	Pass
19736.988	-42.63	10.84	-13.0	-29.63	123.00	Vertical	Horizontal	Pass