

TEST REPORT

Applicant: Guangdong OPPO Mobile Telecommunications Corp., Ltd.
Address: NO.18 Haibin Road, Wusha Village, Chang'an Town, Dongguan City, Guangdong, China
Equipment Type: Mobile Phone
Model Name: CPH2385
Brand Name: OPPO
FCC ID: R9C-CPH2385
Test Standard: 47 CFR Part 15 Subpart E (refer section 3.1)
Test Date: Feb. 21, 2022 - Mar. 29, 2022
Date of Issue: Apr. 20, 2022

ISSUED BY:

Shenzhen BALUN Technology Co., Ltd.

Tested by: Yu Yingyuan

Checked by: Ye Hongji

Approved by: Liao Jianming
(Technical Director)

Yu Ying Yuan

Ye Hongji

Liao Jianming

Revision History		
Version	Issue Date	Revisions
<u>Rev. 01</u>	<u>Apr. 20, 2022</u>	<u>Initial Issue</u>

TABLE OF CONTENTS

1	GENERAL INFORMATION.....	4
1.1	Identification of the Testing Laboratory	4
1.2	Identification of the Responsible Testing Location	4
2	PRODUCT INFORMATION	5
2.1	Applicant Information.....	5
2.2	Manufacturer Information.....	5
2.3	Factory Information.....	5
2.4	General Description for Equipment under Test (EUT).....	5
2.5	Technical Information	6
2.6	Additional Instructions.....	8
2.7	Channel List	11
3	SUMMARY OF TEST RESULTS	14
3.1	Test Standards	14
3.2	Test Verdict	14
4	GENERAL TEST CONFIGURATIONS	15
4.1	Test Environments.....	15
4.2	Test Equipment List.....	15
4.3	Test Software List.....	16
4.4	Measurement Uncertainty.....	16
4.5	Description of Test Setup	17
5	TEST ITEMS	20
5.1	RF Output Power.....	20
5.2	Emission Bandwidth and 6 dB Bandwidth.....	21
5.3	Power Spectral density (PSD)	22

5.4	Conducted Emission.....	23
5.5	Radiated Spurious Emissions and Band Edge (Restricted-band).....	24
ANNEX A	TEST RESULT	29
A.1	RF Output Power.....	29
A.2	Emission Bandwidth & 99% Bandwidth	33
A.3	6 dB Bandwidth	37
A.4	Power Spectral Density	38
A.5	Conducted Emissions	42
A.6	Radiated Spurious Emissions and Band Edge (Restricted-band).....	44
ANNEX B	TEST SETUP PHOTOS	155
ANNEX C	EUT EXTERNAL PHOTOS.....	155
ANNEX D	EUT INTERNAL PHOTOS.....	155

1 GENERAL INFORMATION

1.1 Identification of the Testing Laboratory

Company Name	Shenzhen BALUN Technology Co., Ltd.
Address	Block B, 1/F, Baisha Science and Technology Park, Shahe West Road, Nanshan District, ShenZhen, GuangDong Province, China
Phone Number	+86 755 6685 0100

1.2 Identification of the Responsible Testing Location

Test Location	Shenzhen BALUN Technology Co., Ltd.
Address	Block B, 1/F, Baisha Science and Technology Park, Shahe West Road, Nanshan District, ShenZhen, GuangDong Province, China
Accreditation Certificate	The laboratory is a testing organization accredited by FCC as a accredited testing laboratory. The designation number is CN1196.
Description	All measurement facilities used to collect the measurement data are located at Block B, 1/F, Baisha Science and Technology Park, Shahe West Road, Nanshan District, ShenZhen, GuangDong Province, China

2 PRODUCT INFORMATION

2.1 Applicant Information

Applicant	Guangdong OPPO Mobile Telecommunications Corp., Ltd.
Address	NO.18 Haibin Road, Wusha Village, Chang'an Town, Dongguan City, Guangdong, China

2.2 Manufacturer Information

Manufacturer	Guangdong OPPO Mobile Telecommunications Corp., Ltd.
Address	NO.18 Haibin Road, Wusha Village, Chang'an Town, Dongguan City, Guangdong, China

2.3 Factory Information

Factory	Guangdong OPPO Mobile Telecommunications Corp., Ltd.
Address	NO.18 Haibin Road, Wusha Village, Chang'an Town, Dongguan City, Guangdong, China

2.4 General Description for Equipment under Test (EUT)

EUT Name	Mobile Phone
Model Name Under Test	CPH2385
Series Model Name	N/A
Description of Model name differentiation	N/A
Hardware Version	11
Software Version	ColorOS V12.1
Dimensions (Approx.)	163.74x75.03x7.99mm
Weight (Approx.)	N/A

2.5 Technical Information

Network and Wireless connectivity	2G Network GSM/GPRS/EGPRS 850/ 1900 MHz 3G Network WCDMA/HSDPA/HSUPA Band 2/ 4/ 5 4G Network FDD LTE Band 2/ 4/ 5/ 7/ 12/ 13/ 17/ 26/ 66 TDD LTE Band 38/ 41 2.4G WIFI 802.11b, 802.11g, 802.11n(20/40) and VHT20/40 5G WIFI 802.11a, 802.11n(20/40) and 802.11ac(VHT20/40/80) U-NII-1/2A/2C/3
-----------------------------------	--

The requirement for the following technical information of the EUT was tested in this report:

Frequency Range	U-NII-1: 5150 MHz to 5250 MHz, U-NII-2A: 5250 MHz to 5350 MHz, U-NII-2C: 5470 MHz to 5725 MHz, U-NII-3: 5725 MHz to 5850 MHz
Product Type	<input type="checkbox"/> Mobile <input checked="" type="checkbox"/> Portable <input type="checkbox"/> Fix Location
Modulation technology	OFDM
Modulation Type	256QAM, 64QAM, 16QAM, BPSK, QPSK
Product Type	Portable for FCC standard
Transfer Rate (Mbps) (Single RF path)	802.11a: 54/ 48/ 36/ 24/ 18/ 12/ 9/ 6 Mbps 802.11n: up to 150 Mbps 802.11ac: up to VHT-MCS9
Channel Bandwidth	802.11a: 20 MHz 802.11n: 20 MHz, 40 MHz 802.11ac: 20 MHz, 40 MHz, 80 MHz
Maximum Output Power	U-NII-1: 15.44 dBm U-NII-2A: 15.29 dBm U-NII-2C: 15.53 dBm U-NII-3: 15.34 dBm
Antenna System (eg., MIMO, Smart Antenna)	N/A
Categorization as Correlated or Completely Uncorrelated	N/A
Antenna Type	PIFA Antenna
Antenna Gain	U-NII-1: 5150 MHz to 5250 MHz: 1.0 dBi U-NII-2A: 5250 MHz to 5350 MHz: 1.0 dBi U-NII-2C: 5470 MHz to 5725 MHz: 1.0 dBi U-NII-3: 5725 MHz to 5850 MHz: 1.0 dBi (In test items related to antenna gain, the final results reflect this figure. This value is provided by the applicant.)
About the Product	The equipment is Mobile Phone, intended for used with

	information technology equipment.
--	-----------------------------------

2.6 Additional Instructions

EUT Software Settings:

Mode	<input checked="" type="checkbox"/> Special software is used. The software provided by client to enable the EUT under transmission condition continuously at specific channel frequencies individually.
------	--

During testing, Channel and Power Controlling Software provided by the customer was used to control the operating channel as well as the output power level. The RF output power selection is for the setting of RF output power expected by the customer and is going to be fixed on the firmware of the final end product.

Test Software Version	***#3646633***
-----------------------	----------------

U-NII-1 (5150 - 5250 MHz) Power level setup in software			
Mode	Channel	Frequency (MHz)	Soft Set
11a	CH36	5180	15.0
11a	CH44	5220	15.0
11a	CH48	5240	15.0
11n (HT20)	CH36	5180	15.0
11n (HT20)	CH44	5220	15.0
11n (HT20)	CH48	5240	15.0
11n (HT40)	CH38	5190	13.5
11n (HT40)	CH46	5230	15.0
11ac (VHT20)	CH36	5180	15.0
11ac (VHT20)	CH44	5220	15.0
11ac (VHT20)	CH48	5240	15.0
11ac (VHT40)	CH38	5190	15.0
11ac (VHT40)	CH46	5230	15.0
11ac (VHT80)	CH42	5210	12.5

U-NII-2A (5250 - 5350 MHz) Power level setup in software			
Mode	Channel	Frequency (MHz)	Soft Set
11a	CH52	5260	15.0
11a	CH60	5300	15.0
11a	CH64	5320	14.5
11n (HT20)	CH52	5260	15.0
11n (HT20)	CH60	5300	15.0
11n (HT20)	CH64	5320	14.5
11n (HT40)	CH54	5270	15.0
11n (HT40)	CH62	5310	13.5
11ac (VHT20)	CH52	5260	15.0
11ac (VHT20)	CH60	5300	15.0
11ac (VHT20)	CH64	5320	14.0
11ac (VHT40)	CH54	5270	15.0
11ac (VHT40)	CH62	5310	13.5
11ac (VHT80)	CH58	5290	12.5

U-NII-2C (5470 - 5725 MHz) Power level setup in software			
Mode	Channel	Frequency (MHz)	Soft Set
11a	CH100	5500	15.0
11a	CH116	5580	15.0
11a	CH140	5700	13.0
11n (HT20)	CH100	5500	15.0
11n (HT20)	CH116	5580	15.0
11n (HT20)	CH140	5700	13.0
11n (HT40)	CH102	5510	13.0
11n (HT40)	CH118	5670	15.0
11n (HT40)	CH134	5710	15.0
11ac (VHT20)	CH100	5500	15.0
11ac (VHT20)	CH116	5580	15.0
11ac (VHT20)	CH140	5700	14.5
11ac (VHT40)	CH102	5510	13.5
11ac (VHT40)	CH118	5590	15.0
11ac (VHT40)	CH134	5670	15.0
11ac (VHT80)	CH106	5530	12.5
11ac (VHT80)	CH122	5690	15.0

U-NII-3 (5725 - 5850 MHz) Power level setup in software			
Mode	Channel	Frequency (MHz)	Soft Set
11a	CH149	5745	15.0
11a	CH157	5785	15.0
11a	CH165	5825	15.0
11n (HT20)	CH149	5745	15.0
11n (HT20)	CH157	5785	15.0
11n (HT20)	CH165	5825	15.0
11n (HT40)	CH151	5755	15.0
11n (HT40)	CH159	5795	15.0
11ac (VHT20)	CH149	5745	15.0
11ac (VHT20)	CH157	5785	15.0
11ac (VHT20)	CH165	5825	15.0
11ac (VHT40)	CH151	5755	15.0
11ac (VHT40)	CH159	5795	15.0
11ac (VHT80)	CH155	5775	15.0

Run Software:



2.7 Channel List

20 MHz		40 MHz		80 MHz	
Channel Number	Frequency (MHz)	Channel Number	Frequency (MHz)	Channel Number	Frequency (MHz)
36	5180	38	5190	42	5210
40	5200	46	5230	58	5290
44	5220	54	5270	106	5530
48	5240	62	5310	122	5610
52	5260	102	5510	155	5775
56	5280	110	5550		
60	5300	118	5590		
64	5320	134	5670		
100	5500	151	5755		
104	5520	159	5795		
108	5540				
112	5560				
116	5580				
136	5680				
140	5700				
149	5745				
153	5765				
157	5785				
161	5805				
165	5825				

The Lowest frequency, the middle frequency and the highest frequency of channel were selected to perform the test, and the selected channel see below:

For 802.11a/n(HT20)/ac(VHT20)

U-NII-1 (5150 - 5250 MHz)			U-NII-2A (5250 - 5350 MHz)		
Channel Number	Channel	Frequency (MHz)	Channel Number	Channel	Frequency (MHz)
36	Low	5180	52	Low	5260
44	Mid	5220	60	Mid	5300
48	High	5240	64	High	5320

U-NII-2C (5470 - 5725 MHz)			U-NII-3 (5725 - 5850 MHz)		
Channel Number	Channel	Frequency (MHz)	Channel Number	Channel	Frequency (MHz)
100	Low	5500	149	Low	5745
116	Mid	5580	157	Mid	5785
140	High	5700	165	High	5825

For 802.11n(HT40)/ac(VHT40)

U-NII-1 (5150 - 5250 MHz)			U-NII-2A (5250 - 5350 MHz)		
Channel Number	Channel	Frequency (MHz)	Channel Number	Channel	Frequency (MHz)
38	Low	5190	54	Low	5270
46	High	5230	62	High	5310

U-NII-2C (5150 - 5250 MHz)			U-NII-3 (5725 - 5850 MHz)		
Channel Number	Channel	Frequency (MHz)	Channel Number	Channel	Frequency (MHz)
102	Low	5510	151	Low	5755
118	Mid	5590	159	High	5795
134	High	5670			

For 802.11ac(VHT80)

U-NII-1 (5150 - 5250 MHz)			U-NII-2A (5250 - 5350 MHz)		
Channel Number	Channel	Frequency (MHz)	Channel Number	Channel	Frequency (MHz)
42	Mid	5210	58	Mid	5290

U-NII-2C (5470 - 5725 MHz)			U-NII-3 (5725 - 5850 MHz)		
Channel Number	Channel	Frequency (MHz)	Channel Number	Channel	Frequency (MHz)
106	Low	5530	155	Mid	5775
122	High	5610			

Note: Preliminary tests were performed in different data rate in above table to find the worst radiated emission. The data rate shown in the table below is the worst-case rate with respect to the specific test item. Investigation has been done on all the possible configurations for searching the worst cases. The following table is a list of the test modes shown in this test report.

Test Items	Mode	Data Rate	Modulation Type	U-NII-1	U-NII-2A	U-NII-2C	U-NII-3
				Channel	Channel	Channel	Channel
RF Output Power	11a	6	BPSK	48/44/36	64/60/52	140/116/100	165/157/149
	11n(20 MHz)	6.5		48/44/36	64/60/52	140/116/100	165/157/149
	11n(40 MHz)	13.5		46/38	62/54	134/118/102	159/151
	11ac(20 MHz)	6.5		48/44/36	64/60/52	140/116/100	165/157/149
	11ac(40 MHz)	13.5		46/38	62/54	134/118/102	159/151
	11ac(80 MHz)	29.3		42	58	122/106	155
Emission Bandwidth & 99% Occupied Bandwidth	11a	6	BPSK	48/44/36	64/60/52	140/116/100	165/157/149
	11n(20 MHz)	6.5		48/44/36	64/60/52	140/116/100	165/157/149
	11n(40 MHz)	13.5		46/38	62/54	134/118/102	159/151
	11ac(20 MHz)	6.5		48/44/36	64/60/52	140/116/100	165/157/149
	11ac(40 MHz)	13.5		46/38	62/54	134/118/102	159/151
	11ac(80 MHz)	29.3		42	58	122/106	155
6 dB bandwidth	11a	6	BPSK	N/A	N/A	N/A	165/157/149
	11n(20 MHz)	6.5		N/A	N/A	N/A	165/157/149
	11n(40 MHz)	13.5		N/A	N/A	N/A	159/151
	11ac(20 MHz)	6.5		N/A	N/A	N/A	165/157/149
	11ac(40 MHz)	13.5		N/A	N/A	N/A	159/151
	11ac(80 MHz)	29.3		N/A	N/A	N/A	155
Power Spectral Density	11a	6	BPSK	48/44/36	64/60/52	140/116/100	165/157/149
	11n(20 MHz)	6.5		48/44/36	64/60/52	140/116/100	165/157/149
	11n(40 MHz)	13.5		46/38	62/54	134/118/102	159/151
	11ac(20 MHz)	6.5		48/44/36	64/60/52	140/116/100	165/157/149
	11ac(40 MHz)	13.5		46/38	62/54	134/118/102	159/151
	11ac(80 MHz)	29.3		42	58	122/106	155
Radiated Spurious Emissions	11a	6	BPSK	48/44/36	64/60/52	140/116/100	165/157/149
	11n(20 MHz)	6.5		48/44/36	64/60/52	140/116/100	165/157/149
	11n(40 MHz)	13.5		46/38	62/54	134/118/102	159/151
	11ac(20 MHz)	6.5		48/44/36	64/60/52	140/116/100	165/157/149
	11ac(40 MHz)	13.5		46/38	62/54	134/118/102	159/151
	11ac(80 MHz)	29.3		42	58	122/106	155
Band Edge (Restricted-band)	11a	6	BPSK	48/36	64/52	140/100	165/149
	11n(20 MHz)	6.5		48/36	64/52	140/100	165/149
	11n(40 MHz)	13.5		46/38	62/54	134/102	159/151
	11ac(20 MHz)	6.5		48/36	64/52	140/100	165/149
	11ac(40 MHz)	13.5		46/38	62/54	134/102	159/151
	11ac(80 MHz)	29.3		42	58	122/106	155

3 SUMMARY OF TEST RESULTS

3.1 Test Standards

No.	Identity	Document Title
1	47 CFR Part 15 Subpart E	Unlicensed National Information Infrastructure Devices
2	KDB Publication 789033 D02v02r01	Guidelines for Compliance Testing of Unlicensed National Information Infrastructure (U-NII) Devices Part 15, Subpart E
3	ANSI C63.10-2013	American National Standard for Testing Unlicensed Wireless Devices

3.2 Test Verdict

No.	Description	FCC Part No.	Test Result	Verdict
1	Antenna Requirement	15.203	--	Pass ^{Note1}
2	RF Output Power	15.407(a)	ANNEX A.1	Pass
3	Emission Bandwidth & 99% Occupied Bandwidth	15.407(a)	ANNEX A.2	Pass
4	6 dB bandwidth	15.407(e)	ANNEX A.3	Pass
5	Power Spectral Density	15.407(a)	ANNEX A.4	Pass
6	Conducted Emission	15.207	ANNEX A.5	Pass
7	Radiated Spurious Emissions and Band Edge (Restricted-band)	15.407(b)	ANNEX A.6	Pass
8	Receiver Spurious Emissions	--	--	N/A ^{Note2}

Note¹: The EUT has a permanently and irreplaceable attached antenna, which complies with the requirement FCC 15.203.

Note²: Only radio communication receivers operating in stand-alone mode within the U-NII-30-960 MHz, as well as scanner receivers, are subject to Industry Canada requirements, so this test is not applicable.

Note³: Under all normal operating conditions specified in the user manual, frequency stability can keep radiation within the operating frequency band.

Note⁴: Compared with the EUT of test report BL-SZ2220363-604, the changes of the EUT of this report as below:

1. Different model name;
2. Update camera specification is 50M+2M;
3. Add the battery cover with leather material.

Therefore, all test datas please refer to report BL-SZ2220363-604, which was issued by Shenzhen BALUN Technology Co., Ltd. on Apr. 06, 2022.

4 GENERAL TEST CONFIGURATIONS

4.1 Test Environments

During the measurement, the normal environmental conditions were within the listed ranges:

Relative Humidity	45% to 55%	
Atmospheric Pressure	100 kPa to 102 kPa	
Temperature	NT (Normal Temperature)	+22°C to +25°C
	LT (Low Temperature)	0°C
	HT (High Temperature)	+35°C
Working Voltage of the EUT	NV (Normal Voltage)	3.87 V
	LV (Low Voltage)	3.48 V
	HV (High Voltage)	4.45 V

4.2 Test Equipment List

Description	Manufacturer	Model	Serial No.	Cal. Date	Cal. Due
Spectrum Analyzer	ROHDE&SCHWARZ	FSV-40	101544	2022.01.04	2023.01.03
Spectrum Analyzer	KEYSIGHT	N9020A	MY50330200	2021.06.01	2022.05.31
Signaling Unit	ROHDE&SCHWARZ	CMW500	142028	2021.06.01	2022.05.31
Spectrum Analyzer	ROHDE&SCHWARZ	FSV-30	103118	2021.08.09	2022.08.08
Vector Signal Generator	ROHDE&SCHWARZ	SMBV100A	260592	2022.02.09	2023.02.08
Signal Generator	ROHDE&SCHWARZ	SMB100A	177746	2021.08.24	2022.08.23
Switch Unit with OSP-B157	ROHDE&SCHWARZ	OSP120	101270	2021.06.01	2022.05.31
Power Sensor	KEYSIGHT	U2063XA	MY58000247	2021.09.13	2022.09.12
EMI Receiver	KEYSIGHT	N9038A	MY53220118	2021.10.10	2022.10.09
EMI Receiver	ROHDE&SCHWARZ	ESRP	101036	2021.06.08	2022.06.07
LISN	SCHWARZBECK	NSLK 8127	8127-687	2021.04.16	2024.04.15
Test Antenna-Loop(9 kHz-30 MHz)	SCHWARZBECK	FMZB 1519	1519-037	2021.08.20	2024.08.19
Test Antenna-Bi-Log(30 MHz-3 GHz)	SCHWARZBECK	VULB 9163	9163-624	2019.07.02	2022.07.01
Test Antenna-Horn(1-18 GHz)	SCHWARZBECK	BBHA 9120D	9120D-1917	2021.07.02	2023.07.01
Test Antenna-Horn (18-40 GHz)	A-INFO	LB-180400KF	J211060273	2022.02.19	2024.09.03
Anechoic Chamber	RAINFORD	9m*6m*6m	N/A	2021.09.04	2024.09.09
Anechoic Chamber	EMC Electronic Co., Ltd	20.10*11.60*7.35m	N/A	2021.08.15	2024.08.14
Shielded Enclosure	ChangNing	CN-130701	130703	--	--

4.3 Test Software List

Description	Manufacturer	Software Version	Serial No.	Applicable test Setup
BL410R	BALUN	V2.1.1.488	N/A	The section 4.5.1
BL410E	BALUN	V19.8.28.435	N/A	The section 4.5.2&4.5.3&4.5.4&4.5.5

4.4 Measurement Uncertainty

The following measurement uncertainty levels have been estimated for tests performed on the EUT as specified in CISPR 16-4-2.

This uncertainty represents an expanded uncertainty expressed at approximately the 95% confidence level using a coverage factor of k=2.

Parameters	Uncertainty
Occupied Channel Bandwidth	2.8%
RF output power, conducted	1.28 dB
Power Spectral Density, conducted	1.30 dB
Unwanted Emissions, conducted	1.84 dB
All emissions, radiated	5.36 dB
Temperature	0.82°C
Humidity	4.1%

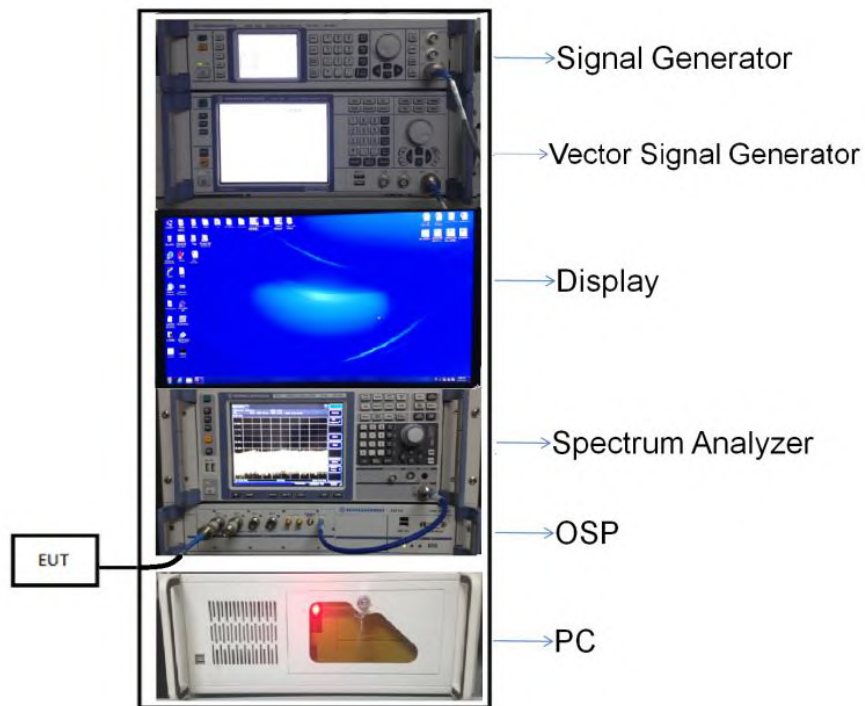
4.5 Description of Test Setup

4.5.1 For Antenna Port Test

Conducted value (dBm) = Measurement value (dBm) + cable loss (dB)

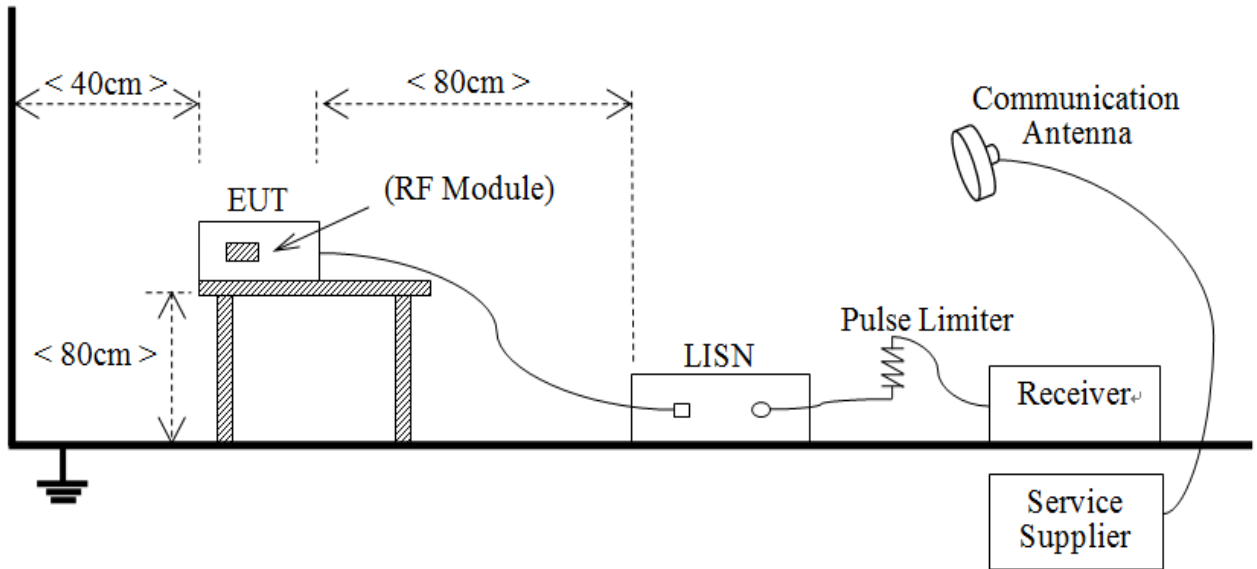
For example: the measurement value is 10 dBm and the cable 0.5dBm used, then the final result of EUT:

Conducted value (dBm) = 10 dBm + 0.5 dB = 10.5 dBm




(Diagram 1)

4.5.2 For AC Power Supply Port Test



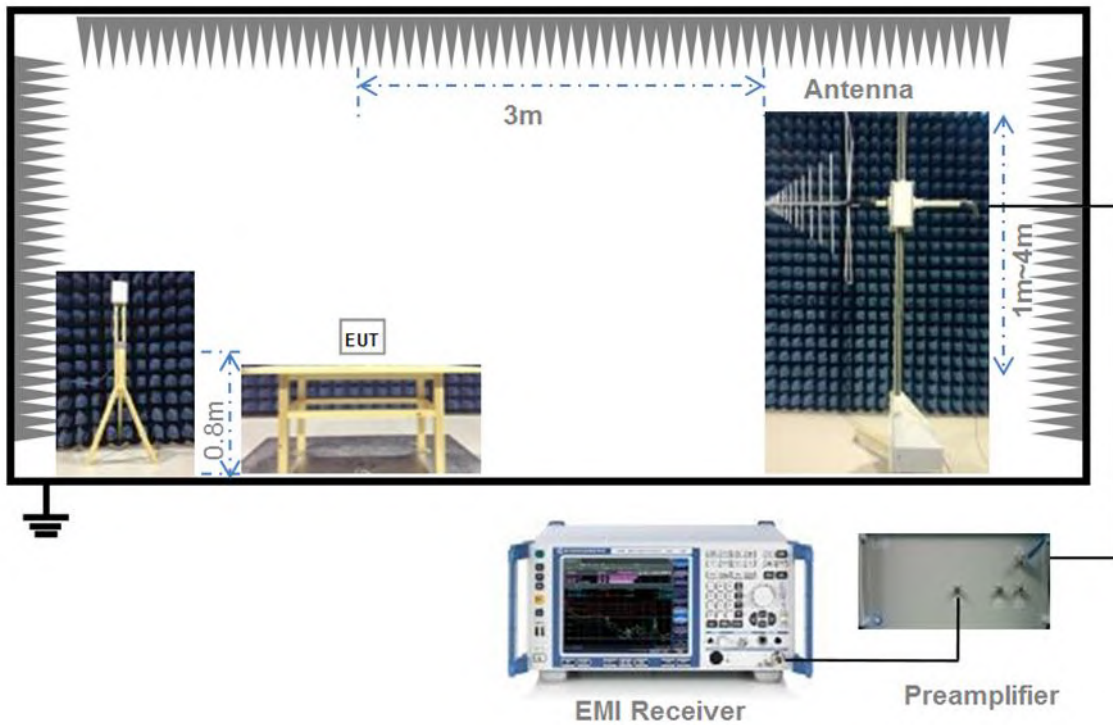
(Diagram 2)

4.5.3 For Radiated Test (Below 30 MHz)



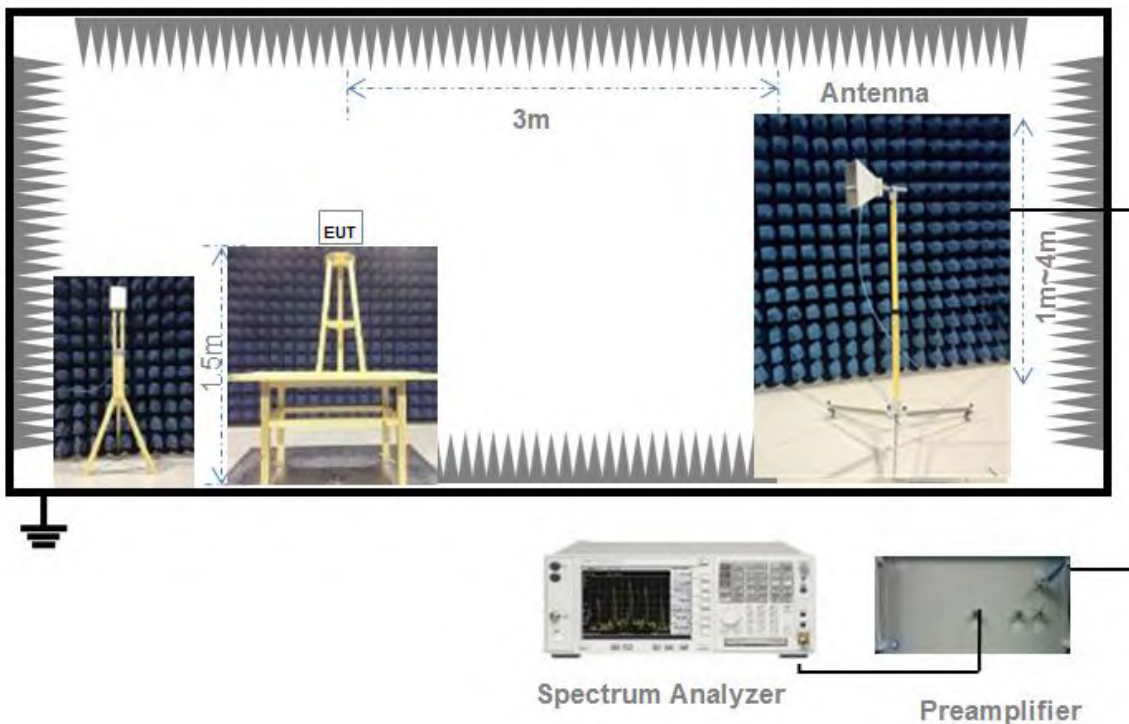
(Diagram 3)

4.5.4 For Radiated Test (30 MHz-1 GHz)



(Diagram 4)

4.5.5 For Radiated Test (Above 1 GHz)



(Diagram 5)

5 TEST ITEMS

5.1 RF Output Power

5.1.1 Test Limit

FCC §15.407(a)

The maximum conducted output power should not exceed:

Frequency Band (MHz)	Limit
5150-5250	250 mW
5250-5350	250 mW or 11 dBm + 10log B, whichever is less.
5470-5725	250 mW or 11 dBm + 10log B, whichever is less.
5725-5850	1 W
Note: Where "B" is the 26 dB emissions bandwidth in MHz.	

5.1.2 Test Setup

The section 4.5.1 (Diagram 1) test setup description was used for this test. The photo of test setup please refer to ANNEX B.

5.1.3 Test Procedure

The maximum peak conducted output power may be measured using a broadband Average RF power meter. The power meter shall have a video bandwidth that is greater than or equal to the emission bandwidth and utilize a fast-responding diode detector.

The E.I.R.P used radiated test method. At a test site that has been validated using the procedures of ANSI C63.4 or the latest CISPR 16-1-4 for measurements above 1 GHz, so as to simulate a near free-space environment.

5.1.4 Test Result

Please refer to ANNEX A.1.

5.2 Emission Bandwidth and 6 dB Bandwidth

5.2.1 Limit

FCC §15.407(a)

Within the 5.725-5.85 GHz band, the minimum 6 dB bandwidth of U-NII devices shall be at least 500 kHz.

5.2.2 Test Setup

The test setup photo please refer to 4.5.1 (Diagram 1) test setup description was used for this test. The photo of test setup please refer to ANNEX B.

5.2.3 Test Procedure

Emission bandwidth

1. Set RBW = approximately 1% of the emission bandwidth.
2. Set VBW $\geq 3 \times$ RBW,
3. Detector = Peak.
4. Trace mode = Max hold.
5. Measure the maximum width of the emission that is 26 dB down from the peak of the emission.

Occupied Bandwidth

1. Set Span = 1.5 times to 5.0 times the OBW
2. Set RBW = 1% to 5% of the OBW.
3. Set VBW $\geq 3 \times$ RBW, Detector = Peak.
4. Trace mode = Max hold.
5. Use the 99% power bandwidth function of the instrument.

6 dB bandwidth

1. Set RBW = 100 kHz, VBW = 300 kHz.
2. Detector = Peak. Trace mode = Max hold.
3. Allow the trace to stabilize.
4. Measure the maximum width of the emission that is constrained by the frequencies associated with the two outermost amplitude points (upper and lower frequencies) that are attenuated by 6 dB relative to the maximum level measured in the fundamental emission.

5.2.4 Test Result

Please refer to ANNEX A.2 and ANNEX A.3.

5.3 Power Spectral density (PSD)

5.3.1 Limit

FCC §15.407(a)

The maximum power spectral density should not exceed:

Frequency Band (MHz)	Limit
5150-5250	11 dBm/MHz
5250-5350	11 dBm/MHz
5470-5725	11 dBm/MHz
5725-5850	30 dBm/500kHz

5.3.2 Test Setup

The section 4.5.1 (Diagram 1) test setup description was used for this test. The photo of test setup please refer to ANNEX B.

5.3.3 Test Procedure

Set the spectrum analyzer or EMI receiver span to view the entire emission bandwidth.

1. Set RBW = 510 kHz/1 MHz, VBW \geq 3*RBW, Sweep time = Auto, Detector = RMS.
2. Allow the sweeps to continue until the trace stabilizes.
3. Use the peak marker function to determine the maximum amplitude level.
4. The E.I.R.P spectral density used radiated test method. At a test site that has been validated using the procedures of ANSI C63.4 or the latest CISPR 16-1-4 for measurements above 1 GHz, so as to simulate a near free-space environment.

5.3.4 Test Result

Please refer to ANNEX A.4.

5.4 Conducted Emission

5.4.1 Limit

FCC §15.207

For an intentional radiator that is designed to be connected to the public utility (AC) power line, the radio frequency voltage that is conducted back onto the AC power line on any frequency within the U-NII-150 kHz to 30 MHz shall not exceed the limits in the following table, as measured using a 50 μ H/50 Ω line impedance stabilization network (LISN).

Frequency range (MHz)	Conducted Limit (dB μ V)	
	Quai-peak	Average
0.15 - 0.50	66 to 56	56 to 46
0.50 - 5	56	46
0.50 - 30	60	50

5.4.2 Test Setup

The section 4.5.2 (Diagram 2) test setup description was used for this test. The photo of test setup please refer to ANNEX B.

5.4.3 Test Procedure

The maximum conducted interference is searched using Peak (PK), if the emission levels more than the AV and QP limits, and that have narrow margins from the AV and QP limits will be re-measured with AV and QP detectors. Tests for both L phase and N phase lines of the power mains connected to the EUT are performed. Refer to recorded points and plots below.

5.4.4 Test Result

Please refer to ANNEX A.5.

5.5 Radiated Spurious Emissions and Band Edge (Restricted-band)

5.5.1 Limit

FCC §15.209 & 15.407(b)

Frequency (MHz)	Field Strength (μV/m)	Measurement Distance (m)
0.009 - 0.490	2400/F(kHz)	300
0.490 - 1.705	24000/F(kHz)	30
1.705 - 30.0	30	30
30 - 88	100	3
88 - 216	150	3
216 - 960	200	3
Above 960	500	3

Note¹: The Limit for radiated test was performed according to FCC Part 15C

Note²: The tighter limit applies at the band edge.

Un-restricted band emissions	
Out Operating Band (MHz)	Limit
5150 - 5250	e.i.r.p. -27 dBm (68.2 dBuV/m@3m)
5250 - 5350	e.i.r.p. -27 dBm (68.2 dBuV/m@3m)
5470 - 5725	e.i.r.p. -27 dBm (68.2 dBuV/m@3m)
5725 - 5850	<p>All emissions shall be limited to a level of -27 dBm/MHz at 75 MHz or more above or below the band edge increasing linearly to 10 dBm/MHz at 25 MHz above or below the band edge, and from 25 MHz above or below the band edge increasing linearly to a level of 15.6 dBm/MHz at 5 MHz above or below the band edge, and from 5 MHz above or below the band edge increasing linearly to a level of 27 dBm/MHz at the band edge.</p>

Note: The following formula is used to convert the equipment isotropic radiated power (eirp) to field strength.

5.5.2 Test Setup

The section 4.5.3-4.5.5 (Diagram 3 - Diagram 5) test setup description was used for this test. The photo of test setup please refer to ANNEX B.

5.5.3 Test Procedure

Since the emission limits are specified in terms of radiated field strength levels, measurements performed to demonstrate compliance have traditionally relied on a radiated test configuration. Radiated measurements remain the principal method for demonstrating compliance to the specified limits; however antenna-port conducted measurements are also now acceptable to demonstrate compliance (see below for details). When radiated measurements are utilized, test site requirements and procedures for maximizing and measuring radiated emissions that are described in ANSI C63.10 shall be followed.

Antenna-port conducted measurements may also be used as an alternative to radiated measurements for demonstrating compliance in the restricted frequency bands. If conducted measurements are performed, then proper impedance matching must be ensured and an additional radiated test for cabinet/case spurious emissions is required.

General Procedure for conducted measurements in restricted bands

- a) Measure the conducted output power (in dBm) using the detector specified (see guidance regarding measurement procedures for determining quasi-peak, peak, and average conducted output power, respectively).
- b) Add the maximum transmit antenna gain (in dBi) to the measured output power level to determine the EIRP level (see guidance on determining the applicable antenna gain)
- c) Add the appropriate maximum ground reflection factor to the EIRP level (6 dB for frequencies ≤ 30 MHz, 4.7 dB for frequencies between 30 MHz and 1000 MHz, inclusive and 0 dB for frequencies > 1000 MHz).
- d) For devices with multiple antenna-ports, measure the power of each individual chain and sum the EIRP of all chains in linear terms (e.g., Watts, mW).
- e) Convert the resultant EIRP level to an equivalent electric field strength using the following relationship:

$$E = \text{EIRP} - 20\log D + 104.8$$

where:

E = electric field strength in dB μ V/m,

EIRP = equivalent isotropic radiated power in dBm

D = specified measurement distance in meters.

- f) Compare the resultant electric field strength level to the applicable limit.
- g) Perform radiated spurious emission test.

Quasi-Peak measurement procedure

The specifications for measurements using the CISPR quasi-peak detector can be found in Publication 16 of the International Special Committee on Radio Frequency Interference (CISPR) of the International

Electrotechnical Commission.

As an alternative to CISPR quasi-peak measurement, compliance can be demonstrated to the applicable emission limits using a peak detector.

Peak power measurement procedure

Peak emission levels are measured by setting the instrument as follows:

- a) RBW = as specified in Table 1.
- b) VBW $\geq 3 \times$ RBW.
- c) Detector = Peak.
- d) Sweep time = auto.
- e) Trace mode = max hold.
- f) Allow sweeps to continue until the trace stabilizes. (Note that the required measurement time may be longer for low duty cycle applications).

Table 1—RBW as a function of frequency

Frequency	RBW
9-150 kHz	200-300 Hz
0.15-30 MHz	9-10 kHz
30-1000 MHz	100-120 kHz
> 1000 MHz	1 MHz

If the peak-detected amplitude can be shown to comply with the average limit, then it is not necessary to perform a separate average measurement.

Trace averaging across on and off times of the EUT transmissions followed by duty cycle correction

If continuous transmission of the EUT (i.e., duty cycle ≥ 98 percent) cannot be achieved and the duty cycle is constant (i.e., duty cycle variations are less than ± 2 percent), then the following procedure shall be used:

- a) The EUT shall be configured to operate at the maximum achievable duty cycle.
- b) Measure the duty cycle, x , of the transmitter output signal as described in section 6.0.
- c) RBW = 1 MHz (unless otherwise specified).
- d) VBW $\geq 3 \times$ RBW.
- e) Detector = RMS, if $\text{span}/(\# \text{ of points in sweep}) \leq (\text{RBW}/2)$. Satisfying this condition may require increasing the number of points in the sweep or reducing the span. If this condition cannot be satisfied, then the detector mode shall be set to peak.
- f) Averaging type = power (i.e., RMS).
 - 1) As an alternative, the detector and averaging type may be set for linear voltage averaging.
 - 2) Some instruments require linear display mode in order to use linear voltage averaging. Log or dB

averaging shall not be used.

g) Sweep time = auto.

h) Perform a trace average of at least 100 traces.

i) A correction factor shall be added to the measurement results prior to comparing to the emission limit in order to compute the emission level that would have been measured had the test been performed at 100 percent duty cycle. The correction factor is computed as follows:

1) If power averaging (RMS) mode was used in step f), then the applicable correction factor is $10 \log(1/x)$, where x is the duty cycle.

2) If linear voltage averaging mode was used in step f), then the applicable correction factor is $20 \log(1/x)$, where x is the duty cycle.

3) If a specific emission is demonstrated to be continuous (≥ 98 percent duty cycle) rather than turning on and off with the transmit cycle, then no duty cycle correction is required for that emission.

NOTE: Reduction of the measured emission amplitude levels to account for operational duty factor is not permitted. Compliance is based on emission levels occurring during transmission - not on an average across on and off times of the transmitter.

Determining the applicable transmit antenna gain

A conducted power measurement will determine the maximum output power associated with a restricted band emission; however, in order to determine the associated EIRP level, the gain of the transmitting antenna (in dBi) must be added to the measured output power (in dBm).

Since the out-of-band characteristics of the EUT transmit antenna will often be unknown, the use of a conservative antenna gain value is necessary. Thus, when determining the EIRP based on the measured conducted power, the upper bound on antenna gain for a device with a single RF output shall be selected as the maximum in-band gain of the antenna across all operating bands, or 2 dBi, whichever is greater. However, for devices that operate in multiple frequency bands while using the same transmit antenna, the highest gain of the antenna within the operating band nearest in frequency to the restricted band emission being measured may be used in lieu of the overall highest gain when the emission is at a frequency that is within 20 percent of the nearest band edge frequency, but in no case shall a value less than 2 dBi be used.

See KDB 662911 for guidance on calculating the additional array gain term when determining the effective antenna gain for a EUT with multiple outputs occupying the same or overlapping frequency ranges in the same band.

Radiated spurious emission test

An additional consideration when performing conducted measurements of restricted band emissions is that unwanted emissions radiating from the EUT cabinet, control circuits, power leads, or intermediate circuit elements will likely go undetected in a conducted measurement configuration. To address this concern, a radiated test shall be performed to ensure that emissions emanating from the EUT cabinet (rather than the antenna port) also comply with the applicable limits.

For these cabinet radiated spurious emission measurements the EUT transmit antenna may be replaced with a termination matching the nominal impedance of the antenna. Procedures for performing radiated measurements are specified in ANSI C63.10. All detected emissions shall comply with the applicable limits.

The measurement frequency range is from 30 MHz to the 10th harmonic of the fundamental frequency. The Turn Table is actuated to turn from 0° to 360°, and both horizontal and vertical polarizations of the Test Antenna are used to find the maximum radiated power. Mid channels on all channel bandwidth verified. Only the worst RB size/offset presented.

The power of the EUT transmitting frequency should be ignored.

All Spurious Emission tests were performed in X, Y, Z axis direction. And only the worst axis test condition was recorded in this test report.

Use the following spectrum analyzer settings:

Span = wide enough to fully capture the emission being measured

RBW = 1 MHz for $f \geq 1$ GHz, 100 kHz for $f < 1$ GHz

VBW \geq RBW

Sweep = auto

Detector function = peak

Trace = max hold

5.5.4 Test Result

Please refer to ANNEX A.6.

ANNEX A TEST RESULT

A.1 RF Output Power

Note 1: For FCC standard, if transmitting antennas of directional gain greater than 6 dBi are used, all band maximum conducted output power shall be reduced by the amount in dB that the directional gain of the antenna exceeds 6 dBi.

Duty Cycle

Test Mode	On Time (ms)	On+Off time (ms)	Duty Cycle
11a	1.391	1.437	96.80%
11n (HT20)/11ac (VHT20)	1.309	1.357	96.46%
11n (HT40)/11ac (VHT40)	0.651	0.696	93.56%
11ac (VHT80)	0.323	0.368	87.81%

Test Data

Conducted Power

U-NII-1 (5150 - 5250 MHz)					
Mode	Channel	Conducted Power (dBm)	Conducted Power (mW)	FCC Limit (mW)	Verdict
11a	CH36	15.41	34.75	250	Pass
11a	CH44	14.79	30.13	250	Pass
11a	CH48	15.44	34.99	250	Pass
11n (HT20)	CH36	15.39	34.59	250	Pass
11n (HT20)	CH44	14.73	29.72	250	Pass
11n (HT20)	CH48	15.29	33.81	250	Pass
11n (HT40)	CH38	13.62	23.01	250	Pass
11n (HT40)	CH46	15.09	32.28	250	Pass
11ac (VHT20)	CH36	15.40	34.67	250	Pass
11ac (VHT20)	CH44	14.74	29.79	250	Pass
11ac (VHT20)	CH48	15.33	34.12	250	Pass
11ac (VHT40)	CH38	15.15	32.73	250	Pass
11ac (VHT40)	CH46	15.08	32.21	250	Pass
11ac (VHT80)	CH42	12.34	17.14	250	Pass

U-NII-2A (5250 - 5350 MHz)					
Mode	Channel	Conducted Power (dBm)	Conducted Power (mW)	FCC Limit (mW)	Verdict
11a	CH52	15.29	33.81	250	Pass
11a	CH60	15.05	31.99	250	Pass
11a	CH64	14.63	29.04	250	Pass
11n (HT20)	CH52	15.20	33.11	250	Pass
11n (HT20)	CH60	14.89	30.83	250	Pass
11n (HT20)	CH64	14.49	28.12	250	Pass
11n (HT40)	CH54	15.05	31.99	250	Pass
11n (HT40)	CH62	13.30	21.38	250	Pass
11ac (VHT20)	CH52	15.22	33.27	250	Pass
11ac (VHT20)	CH60	14.83	30.41	250	Pass
11ac (VHT20)	CH64	13.93	24.72	250	Pass
11ac (VHT40)	CH54	15.02	31.77	250	Pass
11ac (VHT40)	CH62	13.47	22.23	250	Pass
11ac (VHT80)	CH58	12.36	17.22	250	Pass

U-NII-2C (5470 - 5725 MHz)					
Mode	Channel	Conducted Power (dBm)	Conducted Power (mW)	FCC Limit (mW)	Verdict
11a	CH100	15.38	34.51	250	Pass
11a	CH116	15.53	35.73	250	Pass
11a	CH140	12.75	18.84	250	Pass
11n (HT20)	CH100	15.30	33.88	250	Pass
11n (HT20)	CH116	14.86	30.62	250	Pass
11n (HT20)	CH140	12.77	18.92	250	Pass
11n (HT40)	CH102	13.41	21.93	250	Pass
11n (HT40)	CH118	14.97	31.41	250	Pass
11n (HT40)	CH134	14.70	29.51	250	Pass
11ac (VHT20)	CH100	15.38	34.51	250	Pass
11ac (VHT20)	CH116	15.32	34.04	250	Pass
11ac (VHT20)	CH140	14.28	26.79	250	Pass
11ac (VHT40)	CH102	13.99	25.06	250	Pass
11ac (VHT40)	CH118	14.92	31.05	250	Pass
11ac (VHT40)	CH134	15.05	31.99	250	Pass
11ac (VHT80)	CH106	12.85	19.28	250	Pass
11ac (VHT80)	CH122	15.23	33.34	250	Pass

U-NII-3 (5725 - 5850 MHz)					
Mode	Channel	Conducted Power (dBm)	Conducted Power (mW)	FCC Limit (mW)	Verdict
11a	CH149	15.32	34.04	1000	Pass
11a	CH157	15.13	32.58	1000	Pass
11a	CH165	15.34	34.20	1000	Pass
11n (HT20)	CH149	14.97	31.41	1000	Pass
11n (HT20)	CH157	14.90	30.90	1000	Pass
11n (HT20)	CH165	15.22	33.27	1000	Pass
11n (HT40)	CH151	14.80	30.20	1000	Pass
11n (HT40)	CH159	15.02	31.77	1000	Pass
11ac (VHT20)	CH149	15.01	31.70	1000	Pass
11ac (VHT20)	CH157	14.78	30.06	1000	Pass
11ac (VHT20)	CH165	15.21	33.19	1000	Pass
11ac (VHT40)	CH151	14.78	30.06	1000	Pass
11ac (VHT40)	CH159	15.08	32.21	1000	Pass
11ac (VHT80)	CH155	14.96	31.33	1000	Pass

A.2 Emission Bandwidth & 99% Bandwidth

Note: Test plots please refer to the document "Annex No.: BL-SZ2220363-604 Data Part 1.pdf".

Test Data

U-NII-1 (5150 - 5250 MHz)			
Mode	Channel	26 dB Bandwidth (MHz)	99% Bandwidth (MHz)
11a	CH36	20.07	16.48
11a	CH44	25.30	16.68
11a	CH48	26.82	16.70
11n (HT20)	CH36	20.35	17.57
11n (HT20)	CH44	22.95	17.71
11n (HT20)	CH48	21.64	17.69
11n (HT40)	CH38	40.68	35.99
11n (HT40)	CH46	41.99	36.20
11ac (VHT20)	CH36	20.43	17.57
11ac (VHT20)	CH44	20.72	17.65
11ac (VHT20)	CH48	22.12	17.65
11ac (VHT40)	CH38	40.59	36.00
11ac (VHT40)	CH46	43.80	36.10
11ac (VHT80)	CH42	81.24	75.34

U-NII-2A (5250 - 5350 MHz)			
Mode	Channel	26 dB Bandwidth (MHz)	99% Bandwidth (MHz)
11a	CH52	25.96	16.67
11a	CH60	25.30	16.69
11a	CH64	20.06	16.48
11n (HT20)	CH52	24.19	17.65
11n (HT20)	CH60	24.14	17.69
11n (HT20)	CH64	20.37	17.60
11n (HT40)	CH54	40.97	36.17
11n (HT40)	CH62	40.55	36.03
11ac (VHT20)	CH52	20.84	17.64
11ac (VHT20)	CH60	21.13	17.64
11ac (VHT20)	CH64	20.44	17.58
11ac (VHT40)	CH54	41.75	36.08
11ac (VHT40)	CH62	40.73	36.03
11ac (VHT80)	CH58	81.15	75.32

U-NII-2C (5470 - 5725 MHz)			
Mode	Channel	26 dB Bandwidth (MHz)	99% Bandwidth (MHz)
11a	CH100	20.15	16.53
11a	CH116	25.45	16.64
11a	CH140	20.11	16.48
11n (HT20)	CH100	20.36	17.57
11n (HT20)	CH116	22.91	17.68
11n (HT20)	CH140	20.46	17.57
11n (HT40)	CH102	40.92	35.97
11n (HT40)	CH118	42.07	36.13
11n (HT40)	CH134	40.61	35.98
11ac (VHT20)	CH100	20.40	17.56
11ac (VHT20)	CH116	20.66	17.67
11ac (VHT20)	CH140	20.38	17.58
11ac (VHT40)	CH102	40.48	35.97
11ac (VHT40)	CH118	41.63	36.11
11ac (VHT40)	CH134	40.61	36.01
11ac (VHT80)	CH106	81.07	75.02
11ac (VHT80)	CH122	81.16	75.16

U-NII-3 (5725 - 5850 MHz)			
Mode	Channel	26 dB Bandwidth (MHz)	99% Bandwidth (MHz)
11a	CH149	25.25	16.72
11a	CH157	26.25	16.64
11a	CH165	24.55	16.70
11n (HT20)	CH149	22.30	17.71
11n (HT20)	CH157	21.98	17.68
11n (HT20)	CH165	24.21	17.73
11n (HT40)	CH151	41.39	36.25
11n (HT40)	CH159	41.17	36.13
11ac (VHT20)	CH149	23.33	17.70
11ac (VHT20)	CH157	23.99	17.66
11ac (VHT20)	CH165	21.59	17.71
11ac (VHT40)	CH151	44.39	36.16
11ac (VHT40)	CH159	42.41	36.01
11ac (VHT80)	CH155	100.70	75.57

A.3 6 dB Bandwidth

Note: Test plots please refer to the document "Annex No.: BL-SZ2220363-604 Data Part 2.pdf".

Test Data

U-NII-3 (5725 - 5850 MHz)				
Mode	Channel	6 dB Bandwidth (MHz)	Limit (kHz)	Verdict
11a	CH149	15.20	500.00	Pass
11a	CH157	15.20	500.00	Pass
11a	CH165	15.20	500.00	Pass
11n (HT20)	CH149	15.20	500.00	Pass
11n (HT20)	CH157	15.20	500.00	Pass
11n (HT20)	CH165	15.20	500.00	Pass
11n (HT40)	CH151	35.20	500.00	Pass
11n (HT40)	CH159	35.20	500.00	Pass
11ac (VHT20)	CH149	15.20	500.00	Pass
11ac (VHT20)	CH157	15.20	500.00	Pass
11ac (VHT20)	CH165	15.20	500.00	Pass
11ac (VHT40)	CH151	35.20	500.00	Pass
11ac (VHT40)	CH159	35.20	500.00	Pass
11ac (VHT80)	CH155	75.20	500.00	Pass

A.4 Power Spectral Density

Note ¹: Test plots please refer to the document "Annex No.: BL-SZ2220363-604 Data Part 3.pdf".

Test Data

U-NII-1 (5150 - 5250 MHz)				
Mode	Channel	PSD (dBm/MHz)	Limit (dBm/MHz)	Verdict
11a	CH36	5.41	11.00	Pass
11a	CH44	3.85	11.00	Pass
11a	CH48	4.18	11.00	Pass
11n (HT20)	CH36	4.47	11.00	Pass
11n (HT20)	CH44	3.41	11.00	Pass
11n (HT20)	CH48	3.86	11.00	Pass
11n (HT40)	CH38	-0.96	11.00	Pass
11n (HT40)	CH46	0.61	11.00	Pass
11ac (VHT20)	CH36	4.39	11.00	Pass
11ac (VHT20)	CH44	3.46	11.00	Pass
11ac (VHT20)	CH48	3.85	11.00	Pass
11ac (VHT40)	CH38	0.85	11.00	Pass
11ac (VHT40)	CH46	0.55	11.00	Pass
11ac (VHT80)	CH42	-5.52	11.00	Pass

U-NII-2A (5250 - 5350 MHz)				
Mode	Channel	PSD (dBm/MHz)	Limit (dBm/MHz)	Verdict
11a	CH52	4.07	11.00	Pass
11a	CH60	3.79	11.00	Pass
11a	CH64	3.45	11.00	Pass
11n (HT20)	CH52	3.81	11.00	Pass
11n (HT20)	CH60	3.46	11.00	Pass
11n (HT20)	CH64	3.22	11.00	Pass
11n (HT40)	CH54	0.68	11.00	Pass
11n (HT40)	CH62	-1.11	11.00	Pass
11ac (VHT20)	CH52	3.80	11.00	Pass
11ac (VHT20)	CH60	3.54	11.00	Pass
11ac (VHT20)	CH64	2.56	11.00	Pass
11ac (VHT40)	CH54	0.68	11.00	Pass
11ac (VHT40)	CH62	-1.03	11.00	Pass
11ac (VHT80)	CH58	-5.72	11.00	Pass

U-NII-2C (5470 - 5725 MHz)				
Mode	Channel	PSD (dBm/MHz)	Limit (dBm/MHz)	Verdict
11a	CH100	4.48	11.00	Pass
11a	CH116	5.38	11.00	Pass
11a	CH140	1.16	11.00	Pass
11n (HT20)	CH100	4.23	11.00	Pass
11n (HT20)	CH116	3.60	11.00	Pass
11n (HT20)	CH140	0.81	11.00	Pass
11n (HT40)	CH102	-1.02	11.00	Pass
11n (HT40)	CH118	0.60	11.00	Pass
11n (HT40)	CH134	0.35	11.00	Pass
11ac (VHT20)	CH100	4.07	11.00	Pass
11ac (VHT20)	CH116	3.59	11.00	Pass
11ac (VHT20)	CH140	2.58	11.00	Pass
11ac (VHT40)	CH102	-0.43	11.00	Pass
11ac (VHT40)	CH118	0.72	11.00	Pass
11ac (VHT40)	CH134	0.45	11.00	Pass
11ac (VHT80)	CH106	-4.61	11.00	Pass
11ac (VHT80)	CH122	-2.04	11.00	Pass

U-NII-3 (5725 - 5850 MHz)				
Mode	Channel	PSD (dBm/500kHz)	Limit (dBm/500kHz)	Verdict
11a	CH149	0.59	30.00	Pass
11a	CH157	0.41	30.00	Pass
11a	CH165	0.69	30.00	Pass
11n (HT20)	CH149	0.18	30.00	Pass
11n (HT20)	CH157	0.16	30.00	Pass
11n (HT20)	CH165	0.35	30.00	Pass
11n (HT40)	CH151	-3.37	30.00	Pass
11n (HT40)	CH159	-2.77	30.00	Pass
11ac (VHT20)	CH149	0.05	30.00	Pass
11ac (VHT20)	CH157	0.12	30.00	Pass
11ac (VHT20)	CH165	0.20	30.00	Pass
11ac (VHT40)	CH151	-3.33	30.00	Pass
11ac (VHT40)	CH159	-2.54	30.00	Pass
11ac (VHT80)	CH155	-6.14	30.00	Pass

A.5 Conducted Emissions

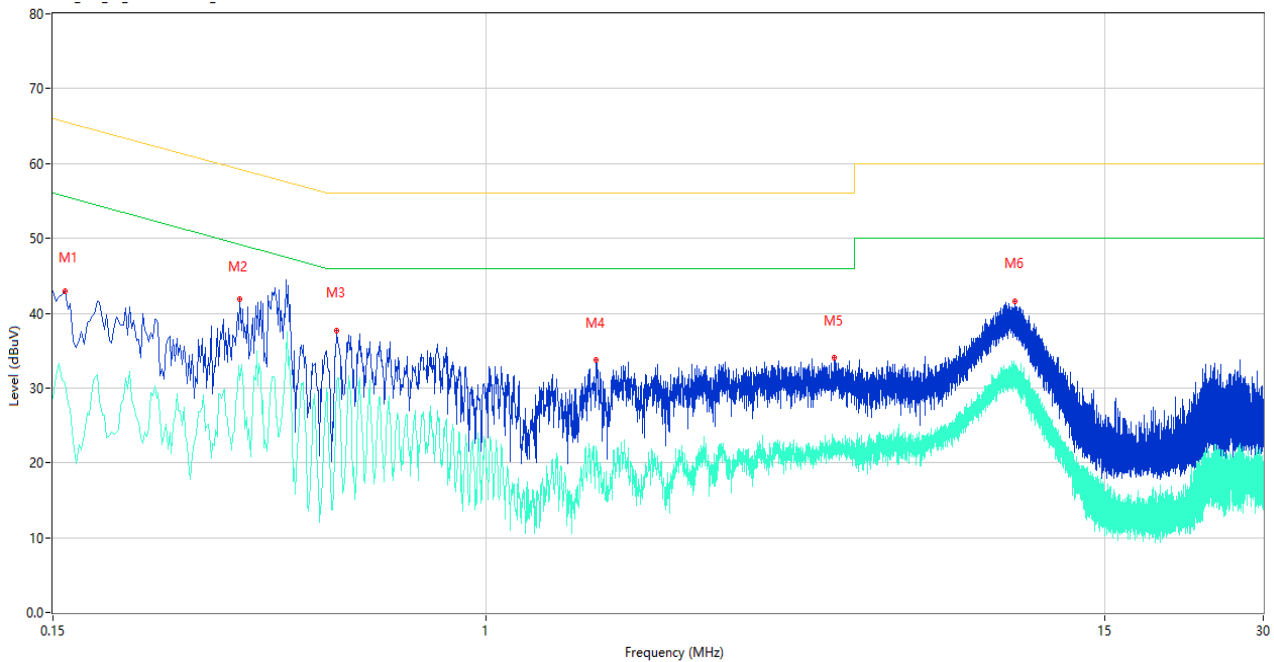
Note ¹: The EUT is working in the Normal link mode. All modes have been tested and normal link mode is worst.

Note ²: Devices subject to Part 15 must be tested for all available U.S. voltages and frequencies (such as a nominal 120 VAC, 60 Hz and 240 VAC, 50 Hz) for which the device is capable of operation. So, The configuration 120 VAC, 60 Hz and 240 VAC, 50 Hz were tested respectively, but only the worst configuration (120 VAC, 60 Hz) shown here.

Test Data and Plots

PHASE L

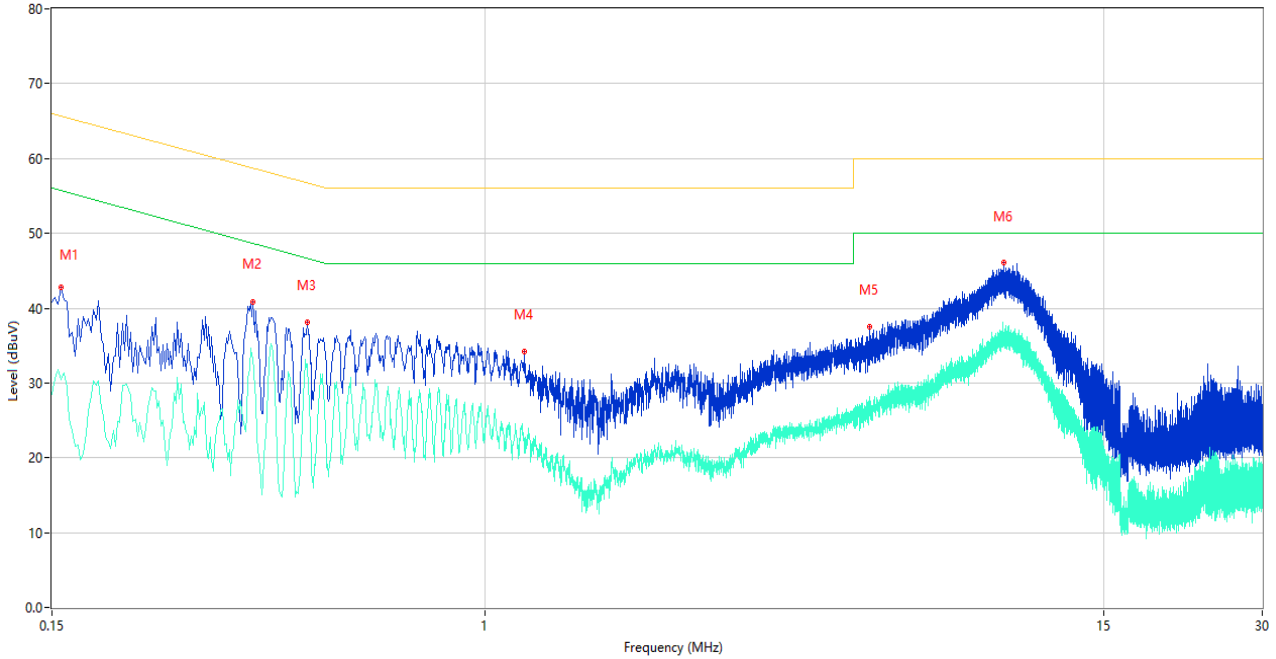
CE Test case_FCC_CE_FCC PART 15B_Class B



No.	Frequency (MHz)	Results (dBuV)	Factor (dB)	Limit (dBuV)	Over Limit (dB)	Detector	Line	Verdict
1	0.158	42.92	10.18	65.57	-22.65	Peak	L	Pass
1**	0.158	30.69	10.18	55.57	-24.88	AV	L	Pass
2	0.340	41.94	10.08	59.20	-17.26	Peak	L	Pass
2**	0.340	30.97	10.08	49.20	-18.23	AV	L	Pass
3	0.520	37.72	10.11	56.00	-18.28	Peak	L	Pass
3**	0.520	30.85	10.11	46.00	-15.15	AV	L	Pass
4	1.620	33.72	9.92	56.00	-22.28	Peak	L	Pass
4**	1.620	22.11	9.92	46.00	-23.89	AV	L	Pass
5	4.586	33.99	10.00	56.00	-22.01	Peak	L	Pass
5**	4.586	23.21	10.00	46.00	-22.79	AV	L	Pass
6	10.096	41.65	10.10	60.00	-18.35	Peak	L	Pass
6**	10.096	32.76	10.10	50.00	-17.24	AV	L	Pass

PHASE N

CE Test case_FCC_CE_FCC PART 15B_Class B



No.	Frequency (MHz)	Results (dBuV)	Factor (dB)	Limit (dBuV)	Over Limit (dB)	Detector	Line	Verdict
1	0.156	42.75	10.18	65.67	-22.92	Peak	N	Pass
1**	0.156	30.42	10.18	55.67	-25.25	AV	N	Pass
2	0.362	40.89	10.08	58.68	-17.79	Peak	N	Pass
2**	0.362	33.42	10.08	48.68	-15.26	AV	N	Pass
3	0.458	38.13	10.10	56.73	-18.60	Peak	N	Pass
3**	0.458	32.53	10.10	46.73	-14.20	AV	N	Pass
4	1.186	34.20	10.00	56.00	-21.80	Peak	N	Pass
4**	1.186	22.51	10.00	46.00	-23.49	AV	N	Pass
5	5.388	37.51	9.99	60.00	-22.49	Peak	N	Pass
5**	5.388	28.11	9.99	50.00	-21.89	AV	N	Pass
6	9.676	46.04	10.09	60.00	-13.96	Peak	N	Pass
6**	9.676	36.63	10.09	50.00	-13.37	AV	N	Pass

A.6 Radiated Spurious Emissions and Band Edge (Restricted-band)

Test Data

Note 1: The symbol of "--" in the table which means not application.

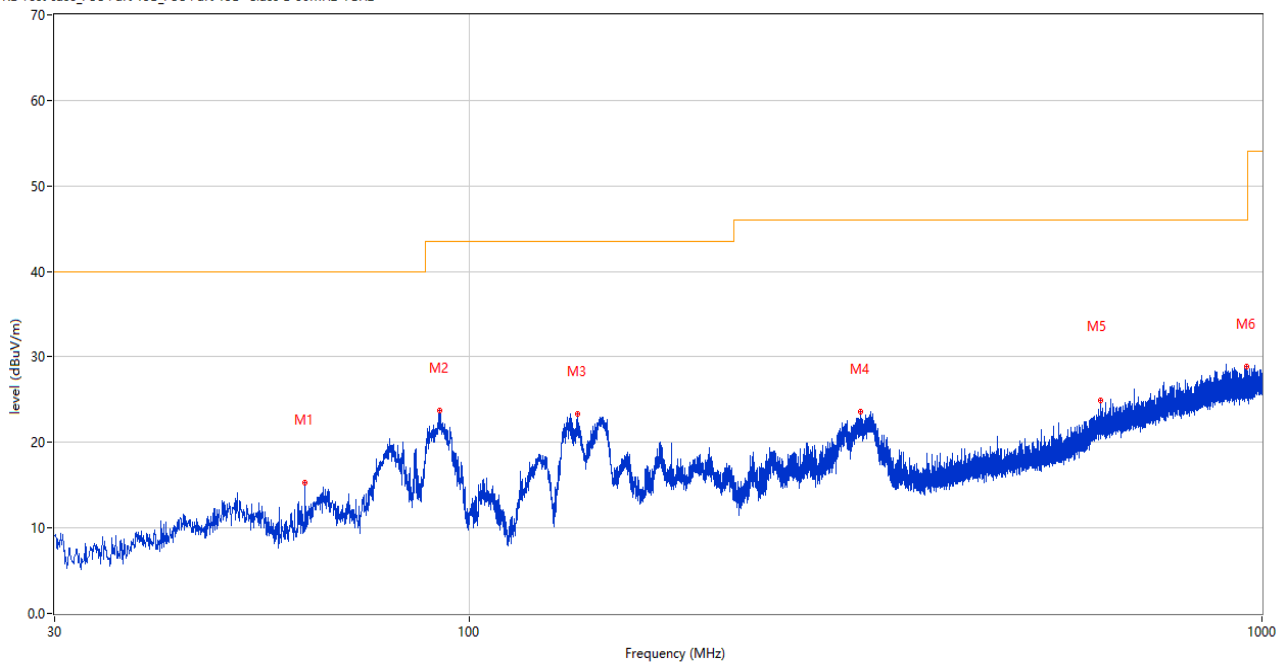
Note 2: For the test data above 1 GHz, According the ANSI C63.4, where limits are specified for both average and peak (or quasi-peak) detector functions, if the peak (or quasi-peak) measured value complies with the average limit, it is unnecessary to perform an average measurement.

Note 3: The low frequency, which started from 9 kHz to 30 MHz, was pre-scanned and the result which was 20 dB lower than the limit line per 15.31(o) was not reported.

Note 4: The EUT is working in the Normal link mode below 1 GHz. All modes have been tested and normal link mode is worst.

30 MHz to 1 GHz, ANT H

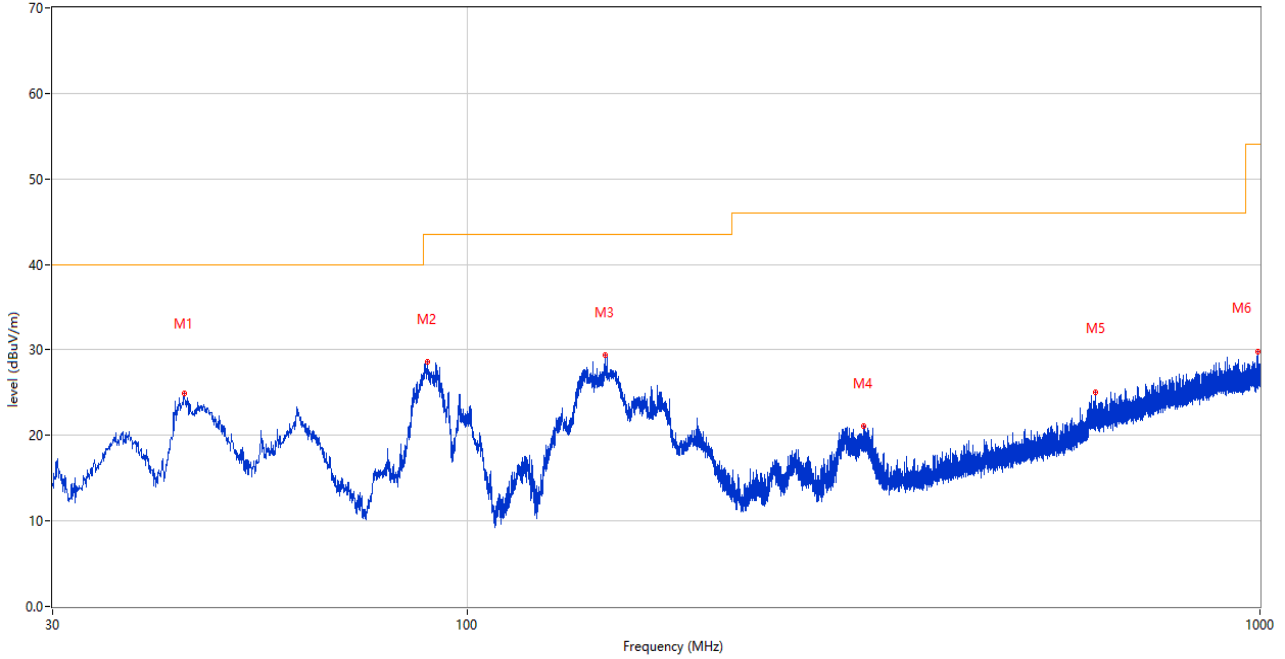
RE Test case_FCC Part 15B_FCC Part 15B Class B 30MHz-1GHz



No.	Frequency (MHz)	Results (dBuV/m)	Factor (dB)	Limit (dBuV/m)	Over Limit (dB)	Detector	Table (Degree)	Height (cm)	Antenna	Verdict
1	62.059	15.34	-27.11	40.0	-24.66	Peak	107.00	200	Horizontal	Pass
2	91.789	23.70	-28.13	43.5	-19.80	Peak	99.00	200	Horizontal	Pass
3	137.137	23.31	-30.16	43.5	-20.19	Peak	129.00	200	Horizontal	Pass
4	311.446	23.56	-23.39	46.0	-22.44	Peak	242.00	100	Horizontal	Pass
5	625.143	24.88	-15.47	46.0	-21.12	Peak	357.00	100	Horizontal	Pass
6	955.380	28.93	-9.34	46.0	-17.07	Peak	242.00	100	Horizontal	Pass

30 MHz to 1 GHz, ANT V

RE Test case_FCC Part 15B_FCC Part 15B Class B 30MHz-1GHz



No.	Frequency (MHz)	Results (dBuV/m)	Factor (dB)	Limit (dBuV/m)	Over Limit (dB)	Detector	Table (Degree)	Height (cm)	Antenna	Verdict
1	43.968	24.88	-25.74	40.0	-15.12	Peak	267.00	100	Vertical	Pass
2	89.073	28.60	-28.82	43.5	-14.90	Peak	349.00	100	Vertical	Pass
3	149.165	29.40	-30.05	43.5	-14.10	Peak	349.00	100	Vertical	Pass
4	316.732	21.14	-23.19	46.0	-24.86	Peak	126.00	100	Vertical	Pass
5	621.118	25.10	-15.64	46.0	-20.90	Peak	89.00	100	Vertical	Pass
6	993.356	29.82	-8.40	54.0	-24.18	Peak	203.00	200	Vertical	Pass

Note: The spurious above 18G is noise only, do not show on the report.

11a, U-NII-1, 1 GHz to 18 GHz, Low Channel, ANT H

No.	Frequency (MHz)	Results (dBuV/m)	Factor (dB)	Limit (dBuV/m)	Over Limit (dB)	Detector	Table (Degree)	Height (cm)	Antenna	Verdict
1	1223.900	37.48	-17.88	74.0	-36.52	Peak	197.00	150	Horizontal	Pass
1**	1223.900	28.37	-17.88	54.0	-25.63	AV	197.00	150	Horizontal	Pass
2	2806.100	44.85	-10.34	74.0	-29.15	Peak	138.00	150	Horizontal	Pass
2**	2806.100	34.43	-10.34	54.0	-19.57	AV	138.00	150	Horizontal	Pass
3	3674.400	49.12	-6.55	74.0	-24.88	Peak	11.00	150	Horizontal	Pass
3**	3674.400	38.98	-6.55	54.0	-15.02	AV	11.00	150	Horizontal	Pass
4	5178.400	111.97	-2.70	--	--	Peak	311.00	150	Horizontal	N/A
4**	5178.400	104.84	-2.70	--	--	AV	311.00	150	Horizontal	N/A
5	11607.474	52.78	-0.03	74.0	-21.22	Peak	325.00	150	Horizontal	Pass
5**	11607.474	43.32	-0.03	54.0	-10.68	AV	325.00	150	Horizontal	Pass
6	15853.275	56.85	1.24	74.0	-17.15	Peak	0.00	150	Horizontal	Pass
6**	15853.275	47.02	1.24	54.0	-6.98	AV	0.00	150	Horizontal	Pass

11a, U-NII-1, 1 GHz to 18 GHz, Low Channel, ANT V

No.	Frequency (MHz)	Results (dBuV/m)	Factor (dB)	Limit (dBuV/m)	Over Limit (dB)	Detector	Table (Degree)	Height (cm)	Antenna	Verdict
1	1168.300	37.28	-18.13	74.0	-36.72	Peak	0.00	150	Vertical	Pass
1**	1168.300	27.94	-18.13	54.0	-26.06	AV	0.00	150	Vertical	Pass
2	2749.800	43.88	-10.76	74.0	-30.12	Peak	336.00	150	Vertical	Pass
2**	2749.800	34.48	-10.76	54.0	-19.52	AV	336.00	150	Vertical	Pass
3	4276.400	49.70	-4.51	74.0	-24.30	Peak	0.00	150	Vertical	Pass
3**	4276.400	40.22	-4.51	54.0	-13.78	AV	0.00	150	Vertical	Pass
4	5178.600	103.82	-2.69	--	--	Peak	9.00	150	Vertical	N/A
4**	5178.600	95.91	-2.69	--	--	AV	9.00	150	Vertical	N/A
5	12286.262	53.34	1.75	74.0	-20.66	Peak	332.00	150	Vertical	Pass
5**	12286.262	44.11	1.75	54.0	-9.89	AV	332.00	150	Vertical	Pass
6	16148.850	56.23	1.00	74.0	-17.77	Peak	360.00	150	Vertical	Pass
6**	16148.850	47.76	1.00	54.0	-6.24	AV	360.00	150	Vertical	Pass

11a, U-NII-1, 1 GHz to 18 GHz, Middle Channel, ANT H

No.	Frequency (MHz)	Results (dBuV/m)	Factor (dB)	Limit (dBuV/m)	Over Limit (dB)	Detector	Table (Degree)	Height (cm)	Antenna	Verdict
1	1172.000	37.59	-18.18	74.0	-36.41	Peak	301.00	150	Horizontal	Pass
1**	1172.000	28.05	-18.18	54.0	-25.95	AV	301.00	150	Horizontal	Pass
2	2765.400	44.00	-10.80	74.0	-30.00	Peak	238.00	150	Horizontal	Pass
2**	2765.400	34.12	-10.80	54.0	-19.88	AV	238.00	150	Horizontal	Pass
3	4304.200	50.42	-4.89	74.0	-23.58	Peak	50.00	150	Horizontal	Pass
3**	4304.200	40.09	-4.89	54.0	-13.91	AV	50.00	150	Horizontal	Pass
4	5217.600	111.59	-2.93	--	--	Peak	324.00	150	Horizontal	N/A
4**	5217.600	104.57	-2.93	--	--	AV	324.00	150	Horizontal	N/A
5	12221.862	53.57	1.26	74.0	-20.43	Peak	73.00	150	Horizontal	Pass
5**	12221.862	43.95	1.26	54.0	-10.05	AV	73.00	150	Horizontal	Pass
6	15854.063	56.55	1.22	74.0	-17.45	Peak	207.00	150	Horizontal	Pass
6**	15854.063	47.11	1.22	54.0	-6.89	AV	207.00	150	Horizontal	Pass

11a, U-NII-1, 1 GHz to 18 GHz, Middle Channel, ANT V

No.	Frequency (MHz)	Results (dBuV/m)	Factor (dB)	Limit (dBuV/m)	Over Limit (dB)	Detector	Table (Degree)	Height (cm)	Antenna	Verdict
1	1219.600	36.72	-17.85	74.0	-37.28	Peak	179.00	150	Vertical	Pass
1**	1219.600	28.75	-17.85	54.0	-25.25	AV	179.00	150	Vertical	Pass
2	2808.800	45.31	-10.29	74.0	-28.69	Peak	0.00	150	Vertical	Pass
2**	2808.800	34.99	-10.29	54.0	-19.01	AV	0.00	150	Vertical	Pass
3	4206.200	49.68	-5.20	74.0	-24.32	Peak	233.00	150	Vertical	Pass
3**	4206.200	40.13	-5.20	54.0	-13.87	AV	233.00	150	Vertical	Pass
4	5221.600	102.22	-3.04	--	--	Peak	102.00	150	Vertical	N/A
4**	5221.600	94.90	-3.04	--	--	AV	102.00	150	Vertical	N/A
5	12004.799	53.40	1.29	74.0	-20.60	Peak	315.00	150	Vertical	Pass
5**	12004.799	43.54	1.29	54.0	-10.46	AV	315.00	150	Vertical	Pass
6	16133.625	56.82	1.05	74.0	-17.18	Peak	203.00	150	Vertical	Pass
6**	16133.625	46.14	1.05	54.0	-7.86	AV	203.00	150	Vertical	Pass

11a, U-NII-1, 1 GHz to 18 GHz, High Channel, ANT H

No.	Frequency (MHz)	Results (dBuV/m)	Factor (dB)	Limit (dBuV/m)	Over Limit (dB)	Detector	Table (Degree)	Height (cm)	Antenna	Verdict
1	1177.500	37.05	-18.12	74.0	-36.95	Peak	262.00	150	Horizontal	Pass
1**	1177.500	27.33	-18.12	54.0	-26.67	AV	262.00	150	Horizontal	Pass
2	2818.800	44.06	-10.22	74.0	-29.94	Peak	96.00	150	Horizontal	Pass
2**	2818.800	34.24	-10.22	54.0	-19.76	AV	96.00	150	Horizontal	Pass
3	4061.200	48.59	-5.08	74.0	-25.41	Peak	360.00	150	Horizontal	Pass
3**	4061.200	39.48	-5.08	54.0	-14.52	AV	360.00	150	Horizontal	Pass
4	5241.400	110.78	-2.70	--	--	Peak	285.00	150	Horizontal	N/A
4**	5241.400	103.81	-2.70	--	--	AV	285.00	150	Horizontal	N/A
5	12289.424	53.44	1.68	74.0	-20.56	Peak	71.00	150	Horizontal	Pass
5**	12289.424	43.97	1.68	54.0	-10.03	AV	71.00	150	Horizontal	Pass
6	15818.888	55.84	1.92	74.0	-18.16	Peak	34.00	150	Horizontal	Pass
6**	15818.888	46.94	1.92	54.0	-7.06	AV	34.00	150	Horizontal	Pass

11a, U-NII-1, 1 GHz to 18 GHz, High Channel, ANT V

No.	Frequency (MHz)	Results (dBuV/m)	Factor (dB)	Limit (dBuV/m)	Over Limit (dB)	Detector	Table (Degree)	Height (cm)	Antenna	Verdict
1	1201.200	36.91	-17.87	74.0	-37.09	Peak	111.00	150	Vertical	Pass
1**	1201.200	29.04	-17.87	54.0	-24.96	AV	111.00	150	Vertical	Pass
2	2855.700	44.03	-10.31	74.0	-29.97	Peak	73.00	150	Vertical	Pass
2**	2855.700	34.97	-10.31	54.0	-19.03	AV	73.00	150	Vertical	Pass
3	4356.200	50.07	-3.67	74.0	-23.93	Peak	62.00	150	Vertical	Pass
3**	4356.200	40.85	-3.67	54.0	-13.15	AV	62.00	150	Vertical	Pass
4	5238.800	102.90	-2.73	--	--	Peak	76.00	150	Vertical	N/A
4**	5238.800	95.87	-2.73	--	--	AV	76.00	150	Vertical	N/A
5	12322.775	53.36	1.42	74.0	-20.64	Peak	110.00	150	Vertical	Pass
5**	12322.775	43.97	1.42	54.0	-10.03	AV	110.00	150	Vertical	Pass
6	15847.763	56.06	1.35	74.0	-17.94	Peak	317.00	150	Vertical	Pass
6**	15847.763	47.03	1.35	54.0	-6.97	AV	317.00	150	Vertical	Pass

11n20, U-NII-1, 1 GHz to 18 GHz, Low Channel, ANT H

No.	Frequency (MHz)	Results (dBuV/m)	Factor (dB)	Limit (dBuV/m)	Over Limit (dB)	Detector	Table (Degree)	Height (cm)	Antenna	Verdict
1	1146.200	37.08	-18.20	74.0	-36.92	Peak	89.00	150	Horizontal	Pass
1**	1146.200	27.07	-18.20	54.0	-26.93	AV	89.00	150	Horizontal	Pass
2	2791.000	44.35	-10.64	74.0	-29.65	Peak	77.00	150	Horizontal	Pass
2**	2791.000	34.44	-10.64	54.0	-19.56	AV	77.00	150	Horizontal	Pass
3	3956.200	49.32	-4.63	74.0	-24.68	Peak	59.00	150	Horizontal	Pass
	3956.200	39.40	-4.63	54.0	-14.60	AV	59.00	150	Horizontal	Pass
4	5181.400	110.54	-2.71	--	--	Peak	310.00	150	Horizontal	N/A
4**	5181.400	103.32	-2.71	--	--	AV	310.00	150	Horizontal	N/A
5	12252.625	53.25	0.97	74.0	-20.75	Peak	194.00	150	Horizontal	Pass
5**	12252.625	44.29	0.97	54.0	-9.71	AV	194.00	150	Horizontal	Pass
6	15845.925	56.02	1.36	74.0	-17.98	Peak	235.00	150	Horizontal	Pass
6**	15845.925	46.80	1.36	54.0	-7.20	AV	235.00	150	Horizontal	Pass

11n20, U-NII-1, 1 GHz to 18 GHz, Low Channel, ANT V

No.	Frequency (MHz)	Results (dBuV/m)	Factor (dB)	Limit (dBuV/m)	Over Limit (dB)	Detector	Table (Degree)	Height (cm)	Antenna	Verdict
1	1167.000	38.09	-18.18	74.0	-35.91	Peak	228.00	150	Vertical	Pass
1**	1167.000	28.45	-18.18	54.0	-25.55	AV	228.00	150	Vertical	Pass
2	2823.600	44.88	-10.30	74.0	-29.12	Peak	147.00	150	Vertical	Pass
2**	2823.600	35.27	-10.30	54.0	-18.73	AV	147.00	150	Vertical	Pass
3	4105.600	49.37	-5.68	74.0	-24.63	Peak	336.00	150	Vertical	Pass
3**	4105.600	39.97	-5.68	54.0	-14.03	AV	336.00	150	Vertical	Pass
4	5182.200	101.99	-2.72	--	--	Peak	94.00	150	Vertical	N/A
4**	5182.200	94.72	-2.72	--	--	AV	94.00	150	Vertical	N/A
5	12337.724	53.38	1.31	74.0	-20.62	Peak	360.00	150	Vertical	Pass
5**	12337.724	44.51	1.31	54.0	-9.49	AV	360.00	150	Vertical	Pass
6	15838.838	56.31	1.45	74.0	-17.69	Peak	0.00	150	Vertical	Pass
6**	15838.838	46.28	1.45	54.0	-7.72	AV	0.00	150	Vertical	Pass

11n20, U-NII-1, 1 GHz to 18 GHz, Middle Channel, ANT H

No.	Frequency (MHz)	Results (dBuV/m)	Factor (dB)	Limit (dBuV/m)	Over Limit (dB)	Detector	Table (Degree)	Height (cm)	Antenna	Verdict
1	1163.400	36.74	-18.05	74.0	-37.26	Peak	54.00	150	Horizontal	Pass
1**	1163.400	28.27	-18.05	54.0	-25.73	AV	54.00	150	Horizontal	Pass
2	2770.000	44.16	-10.57	74.0	-29.84	Peak	28.00	150	Horizontal	Pass
2**	2770.000	34.90	-10.57	54.0	-19.10	AV	28.00	150	Horizontal	Pass
3	4063.200	48.79	-5.19	74.0	-25.21	Peak	328.00	150	Horizontal	Pass
3**	4063.200	39.35	-5.19	54.0	-14.65	AV	328.00	150	Horizontal	Pass
4	5222.000	110.36	-3.03	--	-190.64	Peak	301.00	150	Horizontal	N/A
4**	5222.000	102.62	-3.03	--	102.62	AV	301.00	150	Horizontal	N/A
5	12334.562	53.86	1.35	74.0	-20.14	Peak	344.00	150	Horizontal	Pass
5**	12334.562	43.56	1.35	54.0	-10.44	AV	344.00	150	Horizontal	Pass
6	16099.500	56.08	1.21	74.0	-17.92	Peak	193.00	150	Horizontal	Pass
6**	16099.500	47.92	1.21	54.0	-6.08	AV	193.00	150	Horizontal	Pass

11n20, U-NII-1, 1 GHz to 18 GHz, Middle Channel, ANT V

No.	Frequency (MHz)	Results (dBuV/m)	Factor (dB)	Limit (dBuV/m)	Over Limit (dB)	Detector	Table (Degree)	Height (cm)	Antenna	Verdict
1	1183.300	37.37	-17.97	74.0	-36.63	Peak	0.00	150	Vertical	Pass
1**	1183.300	27.83	-17.97	54.0	-26.17	AV	0.00	150	Vertical	Pass
2	2772.200	43.89	-10.49	74.0	-30.11	Peak	315.00	150	Vertical	Pass
2**	2772.200	34.58	-10.49	54.0	-19.42	AV	315.00	150	Vertical	Pass
3	4232.600	49.77	-4.54	74.0	-24.23	Peak	104.00	150	Vertical	Pass
3**	4232.600	40.07	-4.54	54.0	-13.93	AV	104.00	150	Vertical	Pass
4	5217.800	101.48	-2.94	--	11.48	Peak	90.00	150	Vertical	N/A
4**	5217.800	93.44	-2.94	--	93.44	AV	90.00	150	Vertical	N/A
5	11950.463	54.33	1.38	74.0	-19.67	Peak	188.00	150	Vertical	Pass
5**	11950.463	44.13	1.38	54.0	-9.87	AV	188.00	150	Vertical	Pass
6	15849.600	55.86	1.33	74.0	-18.14	Peak	173.00	150	Vertical	Pass
6**	15849.600	47.41	1.33	54.0	-6.59	AV	173.00	150	Vertical	Pass

11n20, U-NII-1, 1 GHz to 18 GHz, High Channel, ANT H

No.	Frequency (MHz)	Results (dBuV/m)	Factor (dB)	Limit (dBuV/m)	Over Limit (dB)	Detector	Table (Degree)	Height (cm)	Antenna	Verdict
1	1189.800	37.70	-17.85	74.0	-36.30	Peak	210.00	150	Horizontal	Pass
1**	1189.800	28.45	-17.85	54.0	-25.55	AV	210.00	150	Horizontal	Pass
2	2789.000	44.16	-10.58	74.0	-29.84	Peak	142.00	150	Horizontal	Pass
2**	2789.000	34.87	-10.58	54.0	-19.13	AV	142.00	150	Horizontal	Pass
3	4281.200	49.79	-4.65	74.0	-24.21	Peak	183.00	150	Horizontal	Pass
3**	4281.200	40.11	-4.65	54.0	-13.89	AV	183.00	150	Horizontal	Pass
4	5241.600	110.38	-2.70	--	--	Peak	325.00	150	Horizontal	N/A
4**	5241.600	103.71	-2.70	--	--	AV	325.00	150	Horizontal	N/A
5	12538.112	53.57	1.28	74.0	-20.43	Peak	267.00	150	Horizontal	Pass
5**	12538.112	43.62	1.28	54.0	-10.38	AV	267.00	150	Horizontal	Pass
6	16079.025	56.15	1.62	74.0	-17.85	Peak	178.00	150	Horizontal	Pass
6**	16079.025	46.56	1.62	54.0	-7.44	AV	178.00	150	Horizontal	Pass

11n20, U-NII-1, 1 GHz to 18 GHz, High Channel, ANT V

No.	Frequency (MHz)	Results (dBuV/m)	Factor (dB)	Limit (dBuV/m)	Over Limit (dB)	Detector	Table (Degree)	Height (cm)	Antenna	Verdict
1	1150.000	37.08	-17.98	74.0	-36.92	Peak	80.00	150	Vertical	Pass
1**	1150.000	27.69	-17.98	54.0	-26.31	AV	80.00	150	Vertical	Pass
2	2778.100	44.11	-10.42	74.0	-29.89	Peak	137.00	150	Vertical	Pass
2**	2778.100	34.46	-10.42	54.0	-19.54	AV	137.00	150	Vertical	Pass
3	4255.000	49.66	-5.01	74.0	-24.34	Peak	89.00	150	Vertical	Pass
3**	4255.000	39.91	-5.01	54.0	-14.09	AV	89.00	150	Vertical	Pass
4	5239.000	102.28	-2.72	--	--	Peak	105.00	150	Vertical	N/A
4**	5239.000	95.25	-2.72	--	--	AV	105.00	150	Vertical	N/A
5	10922.937	53.26	0.19	74.0	-20.74	Peak	0.00	150	Vertical	Pass
5**	10922.937	42.38	0.19	54.0	-11.62	AV	0.00	150	Vertical	Pass
6	16105.012	56.83	0.98	74.0	-17.17	Peak	0.00	150	Vertical	Pass
6**	16105.012	46.44	0.98	54.0	-7.56	AV	0.00	150	Vertical	Pass

11n40, U-NII-1, 1 GHz to 18 GHz, Low Channel, ANT H

No.	Frequency (MHz)	Results (dBuV/m)	Factor (dB)	Limit (dBuV/m)	Over Limit (dB)	Detector	Table (Degree)	Height (cm)	Antenna	Verdict
1	1194.000	38.20	-17.87	74.0	-35.80	Peak	208.00	150	Horizontal	Pass
1**	1194.000	27.78	-17.87	54.0	-26.22	AV	208.00	150	Horizontal	Pass
2	2844.200	44.43	-10.32	74.0	-29.57	Peak	236.00	150	Horizontal	Pass
2**	2844.200	34.37	-10.32	54.0	-19.63	AV	236.00	150	Horizontal	Pass
3	4350.200	50.30	-4.02	74.0	-23.70	Peak	1.00	150	Horizontal	Pass
3**	4350.200	41.91	-4.02	54.0	-12.09	AV	1.00	150	Horizontal	Pass
4	5193.000	107.64	-2.74	--	--	Peak	317.00	150	Horizontal	N/A
4**	5193.000	100.40	-2.74	--	--	AV	317.00	150	Horizontal	N/A
5	12437.488	53.65	1.74	74.0	-20.35	Peak	23.00	150	Horizontal	Pass
5**	12437.488	45.29	1.74	54.0	-8.71	AV	23.00	150	Horizontal	Pass
6	16086.638	56.33	1.50	74.0	-17.67	Peak	342.00	150	Horizontal	Pass
6**	16086.638	46.76	1.50	54.0	-7.24	AV	342.00	150	Horizontal	Pass

11n40, U-NII-1, 1 GHz to 18 GHz, Low Channel, ANT V

No.	Frequency (MHz)	Results (dBuV/m)	Factor (dB)	Limit (dBuV/m)	Over Limit (dB)	Detector	Table (Degree)	Height (cm)	Antenna	Verdict
1	1165.000	37.23	-18.10	74.0	-36.77	Peak	264.00	150	Vertical	Pass
1**	1165.000	28.51	-18.10	54.0	-25.49	AV	264.00	150	Vertical	Pass
2	2785.900	44.54	-10.46	74.0	-29.46	Peak	360.00	150	Vertical	Pass
2**	2785.900	34.45	-10.46	54.0	-19.55	AV	360.00	150	Vertical	Pass
3	4212.400	49.74	-5.24	74.0	-24.26	Peak	260.00	150	Vertical	Pass
3**	4212.400	40.71	-5.24	54.0	-13.29	AV	260.00	150	Vertical	Pass
4	5187.800	99.85	-2.70	--	--	Peak	11.00	150	Vertical	N/A
4**	5187.800	92.56	-2.70	--	--	AV	11.00	150	Vertical	N/A
5	11937.812	53.44	1.69	74.0	-20.56	Peak	76.00	150	Vertical	Pass
5**	11937.812	43.88	1.69	54.0	-10.12	AV	76.00	150	Vertical	Pass
6	16026.787	56.65	0.69	74.0	-17.35	Peak	151.00	150	Vertical	Pass
6**	16026.787	46.05	0.69	54.0	-7.95	AV	151.00	150	Vertical	Pass

11n40, U-NII-1, 1 GHz to 18 GHz, High Channel, ANT H

No.	Frequency (MHz)	Results (dBuV/m)	Factor (dB)	Limit (dBuV/m)	Over Limit (dB)	Detector	Table (Degree)	Height (cm)	Antenna	Verdict
1	1226.500	37.91	-17.69	74.0	-36.09	Peak	116.00	150	Horizontal	Pass
1**	1226.500	28.42	-17.69	54.0	-25.58	AV	116.00	150	Horizontal	Pass
2	2784.000	44.32	-10.58	74.0	-29.68	Peak	160.00	150	Horizontal	Pass
2**	2784.000	34.50	-10.58	54.0	-19.50	AV	160.00	150	Horizontal	Pass
3	4164.200	49.28	-5.02	74.0	-24.72	Peak	233.00	150	Horizontal	Pass
3**	4164.200	40.02	-5.02	54.0	-13.98	AV	233.00	150	Horizontal	Pass
4	5232.600	108.01	-2.86	--	--	Peak	323.00	150	Horizontal	N/A
4**	5232.600	101.06	-2.86	--	--	AV	323.00	150	Horizontal	N/A
5	11666.987	53.40	0.20	74.0	-20.60	Peak	306.00	150	Horizontal	Pass
5**	11666.987	43.07	0.20	54.0	-10.93	AV	306.00	150	Horizontal	Pass
6	16101.599	56.15	1.13	74.0	-17.85	Peak	330.00	150	Horizontal	Pass
6**	16101.599	47.42	1.13	54.0	-6.58	AV	330.00	150	Horizontal	Pass

11n40, U-NII-1, 1 GHz to 18 GHz, High Channel, ANT V

No.	Frequency (MHz)	Results (dBuV/m)	Factor (dB)	Limit (dBuV/m)	Over Limit (dB)	Detector	Table (Degree)	Height (cm)	Antenna	Verdict
1	1164.600	37.35	-18.08	74.0	-36.65	Peak	333.00	150	Vertical	Pass
1**	1164.600	27.81	-18.08	54.0	-26.19	AV	333.00	150	Vertical	Pass
2	2863.000	44.73	-10.33	74.0	-29.27	Peak	114.00	150	Vertical	Pass
2**	2863.000	35.38	-10.33	54.0	-18.62	AV	114.00	150	Vertical	Pass
3	4206.200	49.04	-5.20	74.0	-24.96	Peak	41.00	150	Vertical	Pass
3**	4206.200	40.27	-5.20	54.0	-13.73	AV	41.00	150	Vertical	Pass
4	5226.400	99.32	-3.01	--	--	Peak	161.00	150	Vertical	N/A
4**	5226.400	91.36	-3.01	--	--	AV	161.00	150	Vertical	N/A
5	12214.388	53.84	1.16	74.0	-20.16	Peak	327.00	150	Vertical	Pass
5**	12214.388	43.40	1.16	54.0	-10.60	AV	327.00	150	Vertical	Pass
6	15843.826	56.18	1.39	74.0	-17.82	Peak	18.00	150	Vertical	Pass
6**	15843.826	47.50	1.39	54.0	-6.50	AV	18.00	150	Vertical	Pass

11ac20, U-NII-1, 1 GHz to 18 GHz, Low Channel, ANT H

No.	Frequency (MHz)	Results (dBuV/m)	Factor (dB)	Limit (dBuV/m)	Over Limit (dB)	Detector	Table (Degree)	Height (cm)	Antenna	Verdict
1	1192.200	37.83	-17.90	74.0	-36.17	Peak	271.00	150	Horizontal	Pass
1**	1192.200	28.05	-17.90	54.0	-25.95	AV	271.00	150	Horizontal	Pass
2	2828.400	44.73	-10.35	74.0	-29.27	Peak	13.00	150	Horizontal	Pass
2**	2828.400	35.80	-10.35	54.0	-18.20	AV	13.00	150	Horizontal	Pass
3	4259.600	49.46	-4.73	74.0	-24.54	Peak	46.00	150	Horizontal	Pass
3**	4259.600	41.23	-4.73	54.0	-12.77	AV	46.00	150	Horizontal	Pass
4	5180.000	110.41	-2.69	--	--	Peak	317.00	150	Horizontal	N/A
4**	5180.000	101.89	-2.69	--	--	AV	317.00	150	Horizontal	N/A
5	11998.474	52.91	1.26	74.0	-21.09	Peak	197.00	150	Horizontal	Pass
5**	11998.474	43.19	1.26	54.0	-10.81	AV	197.00	150	Horizontal	Pass
6	16082.437	55.96	1.59	74.0	-18.04	Peak	224.00	150	Horizontal	Pass
6**	16082.437	47.85	1.59	54.0	-6.15	AV	224.00	150	Horizontal	Pass

11ac20, U-NII-1, 1 GHz to 18 GHz, Low Channel, ANT V

No.	Frequency (MHz)	Results (dBuV/m)	Factor (dB)	Limit (dBuV/m)	Over Limit (dB)	Detector	Table (Degree)	Height (cm)	Antenna	Verdict
1	1187.700	37.75	-17.88	74.0	-36.25	Peak	48.00	150	Vertical	Pass
1**	1187.700	28.41	-17.88	54.0	-25.59	AV	48.00	150	Vertical	Pass
2	2777.100	44.11	-10.43	74.0	-29.89	Peak	4.00	150	Vertical	Pass
2**	2777.100	34.37	-10.43	54.0	-19.63	AV	4.00	150	Vertical	Pass
3	4276.400	49.32	-4.51	74.0	-24.68	Peak	42.00	150	Vertical	Pass
3**	4276.400	39.96	-4.51	54.0	-14.04	AV	42.00	150	Vertical	Pass
4	5177.600	103.18	-2.75	--	--	Peak	103.00	150	Vertical	N/A
4**	5177.600	95.21	-2.75	--	--	AV	103.00	150	Vertical	N/A
5	11757.550	54.05	1.14	74.0	-19.95	Peak	270.00	150	Vertical	Pass
5**	11757.550	43.08	1.14	54.0	-10.92	AV	270.00	150	Vertical	Pass
6	16092.151	56.89	1.39	74.0	-17.11	Peak	171.00	150	Vertical	Pass
6**	16092.151	47.23	1.39	54.0	-6.77	AV	171.00	150	Vertical	Pass

11ac20, U-NII-1, 1 GHz to 18 GHz, Middle Channel, ANT H

No.	Frequency (MHz)	Results (dBuV/m)	Factor (dB)	Limit (dBuV/m)	Over Limit (dB)	Detector	Table (Degree)	Height (cm)	Antenna	Verdict
1	1180.200	37.40	-18.02	74.0	-36.60	Peak	243.00	150	Horizontal	Pass
1**	1180.200	28.48	-18.02	54.0	-25.52	AV	243.00	150	Horizontal	Pass
2	2857.000	43.83	-10.30	74.0	-30.17	Peak	243.00	150	Horizontal	Pass
2**	2857.000	34.77	-10.30	54.0	-19.23	AV	243.00	150	Horizontal	Pass
3	3947.800	49.37	-4.95	74.0	-24.63	Peak	276.00	150	Horizontal	Pass
3**	3947.800	39.66	-4.95	54.0	-14.34	AV	276.00	150	Horizontal	Pass
4	5222.400	110.17	-3.02	--	--	Peak	307.00	150	Horizontal	N/A
4**	5222.400	102.91	-3.02	--	--	AV	307.00	150	Horizontal	N/A
5	11977.487	52.80	0.83	74.0	-21.20	Peak	17.00	150	Horizontal	Pass
5**	11977.487	43.51	0.83	54.0	-10.49	AV	17.00	150	Horizontal	Pass
6	16091.888	56.19	1.39	74.0	-17.81	Peak	327.00	150	Horizontal	Pass
6**	16091.888	47.23	1.39	54.0	-6.77	AV	327.00	150	Horizontal	Pass

11ac20, U-NII-1, 1 GHz to 18 GHz, Middle Channel, ANT V

No.	Frequency (MHz)	Results (dBuV/m)	Factor (dB)	Limit (dBuV/m)	Over Limit (dB)	Detector	Table (Degree)	Height (cm)	Antenna	Verdict
1	1213.400	37.51	-17.84	74.0	-36.49	Peak	35.00	150	Vertical	Pass
1**	1213.400	28.38	-17.84	54.0	-25.62	AV	35.00	150	Vertical	Pass
2	2846.600	44.73	-10.33	74.0	-29.27	Peak	249.00	150	Vertical	Pass
2**	2846.600	34.38	-10.33	54.0	-19.62	AV	249.00	150	Vertical	Pass
3	4351.600	50.44	-3.97	74.0	-23.56	Peak	45.00	150	Vertical	Pass
3**	4351.600	40.74	-3.97	54.0	-13.26	AV	45.00	150	Vertical	Pass
4	5220.800	101.70	-3.05	--	--	Peak	109.00	150	Vertical	N/A
4**	5220.800	95.42	-3.05	--	--	AV	109.00	150	Vertical	N/A
5	12240.550	53.03	1.06	74.0	-20.97	Peak	54.00	150	Vertical	Pass
5**	12240.550	43.84	1.06	54.0	-10.16	AV	54.00	150	Vertical	Pass
6	15845.401	56.14	1.37	74.0	-17.86	Peak	326.00	150	Vertical	Pass
6**	15845.401	47.62	1.37	54.0	-6.38	AV	326.00	150	Vertical	Pass

11ac20, U-NII-1, 1 GHz to 18 GHz, High Channel, ANT H

No.	Frequency (MHz)	Results (dBuV/m)	Factor (dB)	Limit (dBuV/m)	Over Limit (dB)	Detector	Table (Degree)	Height (cm)	Antenna	Verdict
1	1203.800	38.08	-17.90	74.0	-35.92	Peak	64.00	150	Horizontal	Pass
1**	1203.800	28.03	-17.90	54.0	-25.97	AV	64.00	150	Horizontal	Pass
2	2767.700	44.08	-10.71	74.0	-29.92	Peak	159.00	150	Horizontal	Pass
2**	2767.700	34.98	-10.71	54.0	-19.02	AV	159.00	150	Horizontal	Pass
3	4183.000	49.66	-5.05	74.0	-24.34	Peak	303.00	150	Horizontal	Pass
3**	4183.000	39.80	-5.05	54.0	-14.20	AV	303.00	150	Horizontal	Pass
4	5240.000	110.22	-2.71	--	--	Peak	303.00	150	Horizontal	N/A
4**	5240.000	101.87	-2.71	--	--	AV	303.00	150	Horizontal	N/A
5	11947.013	53.63	1.48	74.0	-20.37	Peak	290.00	150	Horizontal	Pass
5**	11947.013	43.95	1.48	54.0	-10.05	AV	290.00	150	Horizontal	Pass
6	16100.287	56.23	1.19	74.0	-17.77	Peak	176.00	150	Horizontal	Pass
6**	16100.287	47.37	1.19	54.0	-6.63	AV	176.00	150	Horizontal	Pass

11ac20, U-NII-1, 1 GHz to 18 GHz, High Channel, ANT V

No.	Frequency (MHz)	Results (dBuV/m)	Factor (dB)	Limit (dBuV/m)	Over Limit (dB)	Detector	Table (Degree)	Height (cm)	Antenna	Verdict
1	1200.000	37.66	-17.84	74.0	-36.34	Peak	34.00	150	Vertical	Pass
1**	1200.000	28.05	-17.84	54.0	-25.95	AV	34.00	150	Vertical	Pass
2	2830.600	44.29	-10.37	74.0	-29.71	Peak	175.00	150	Vertical	Pass
2**	2830.600	35.19	-10.37	54.0	-18.81	AV	175.00	150	Vertical	Pass
3	4100.200	49.43	-5.77	74.0	-24.57	Peak	286.00	150	Vertical	Pass
3**	4100.200	39.12	-5.77	54.0	-14.88	AV	286.00	150	Vertical	Pass
4	5238.800	102.53	-2.73	--	--	Peak	111.00	150	Vertical	N/A
4**	5238.800	95.06	-2.73	--	--	AV	111.00	150	Vertical	N/A
5	12261.826	53.34	1.15	74.0	-20.66	Peak	247.00	150	Vertical	Pass
5**	12261.826	44.17	1.15	54.0	-9.83	AV	247.00	150	Vertical	Pass
6	15821.776	56.09	1.79	74.0	-17.91	Peak	171.00	150	Vertical	Pass
6**	15821.776	46.90	1.79	54.0	-7.10	AV	171.00	150	Vertical	Pass

11ac40, U-NII-1, 1 GHz to 18 GHz, Low Channel, ANT H

No.	Frequency (MHz)	Results (dBuV/m)	Factor (dB)	Limit (dBuV/m)	Over Limit (dB)	Detector	Table (Degree)	Height (cm)	Antenna	Verdict
1		37.53	-17.88	74.0	-36.47	Peak	0.00	150	Horizontal	Pass
1**	1212.700	28.07	-17.88	54.0	-25.93	AV	0.00	150	Horizontal	Pass
2	2764.500	44.69	-10.84	74.0	-29.31	Peak	128.00	150	Horizontal	Pass
2**	2764.500	35.17	-10.84	54.0	-18.83	AV	128.00	150	Horizontal	Pass
3	4021.200	48.61	-5.09	74.0	-25.39	Peak	30.00	150	Horizontal	Pass
3**	4021.200	39.39	-5.09	54.0	-14.61	AV	30.00	150	Horizontal	Pass
4	5192.400	108.10	-2.70	--	--	Peak	319.00	150	Horizontal	N/A
4**	5192.400	101.01	-2.70	--	--	AV	319.00	150	Horizontal	N/A
5	11714.138	53.44	0.73	74.0	-20.56	Peak	42.00	150	Horizontal	Pass
5**	11714.138	43.11	0.73	54.0	-10.89	AV	42.00	150	Horizontal	Pass
6	15832.275	55.66	1.48	74.0	-18.34	Peak	360.00	150	Horizontal	Pass
6**	15832.275	47.87	1.48	54.0	-6.13	AV	360.00	150	Horizontal	Pass

11ac40, U-NII-1, 1 GHz to 18 GHz, Low Channel, ANT V

No.	Frequency (MHz)	Results (dBuV/m)	Factor (dB)	Limit (dBuV/m)	Over Limit (dB)	Detector	Table (Degree)	Height (cm)	Antenna	Verdict
1	1174.600	37.16	-18.02	74.0	-36.84	Peak	0.00	150	Vertical	Pass
1**	1174.600	27.43	-18.02	54.0	-26.57	AV	0.00	150	Vertical	Pass
2	2841.500	44.86	-10.25	74.0	-29.14	Peak	294.00	150	Vertical	Pass
2**	2841.500	34.49	-10.25	54.0	-19.51	AV	294.00	150	Vertical	Pass
3	4040.800	49.28	-4.83	74.0	-24.72	Peak	89.00	150	Vertical	Pass
3**	4040.800	38.98	-4.83	54.0	-15.02	AV	89.00	150	Vertical	Pass
4	5189.000	99.27	-2.67	--	--	Peak	106.00	150	Vertical	N/A
4**	5189.000	92.24	-2.67	--	--	AV	106.00	150	Vertical	N/A
5	12566.862	54.09	1.71	74.0	-19.91	Peak	167.00	150	Vertical	Pass
5**	12566.862	43.70	1.71	54.0	-10.30	AV	167.00	150	Vertical	Pass
6	15831.224	56.44	1.48	74.0	-17.56	Peak	114.00	150	Vertical	Pass
6**	15831.224	47.42	1.48	54.0	-6.58	AV	114.00	150	Vertical	Pass

11ac40, U-NII-1, 1 GHz to 18 GHz, High Channel, ANT H

No.	Frequency (MHz)	Results (dBuV/m)	Factor (dB)	Limit (dBuV/m)	Over Limit (dB)	Detector	Table (Degree)	Height (cm)	Antenna	Verdict
1	1087.700	36.73	-18.52	74.0	-37.27	Peak	34.00	150	Horizontal	Pass
1**	1087.700	26.69	-18.52	54.0	-27.31	AV	34.00	150	Horizontal	Pass
2	2789.700	44.59	-10.59	74.0	-29.41	Peak	360.00	150	Horizontal	Pass
2**	2789.700	34.57	-10.59	54.0	-19.43	AV	360.00	150	Horizontal	Pass
3	4813.200	52.22	-3.07	74.0	-21.78	Peak	194.00	150	Horizontal	Pass
3**	4813.200	42.47	-3.07	54.0	-11.53	AV	194.00	150	Horizontal	Pass
4	5231.400	108.29	-2.92	--	--	Peak	133.00	150	Horizontal	N/A
4**	5231.400	101.03	-2.92	--	--	AV	133.00	150	Horizontal	N/A
5	11629.612	52.21	-0.19	74.0	-21.79	Peak	238.00	150	Horizontal	Pass
5**	11629.612	43.44	-0.19	54.0	-10.56	AV	238.00	150	Horizontal	Pass
6	15850.125	56.71	1.33	74.0	-17.29	Peak	322.00	150	Horizontal	Pass
6**	15850.125	47.01	1.33	54.0	-6.99	AV	322.00	150	Horizontal	Pass

11ac40, U-NII-1, 1 GHz to 18 GHz, High Channel, ANT V

No.	Frequency (MHz)	Results (dBuV/m)	Factor (dB)	Limit (dBuV/m)	Over Limit (dB)	Detector	Table (Degree)	Height (cm)	Antenna	Verdict
1	1131.500	37.32	-18.34	74.0	-36.68	Peak	124.00	150	Vertical	Pass
1**	1131.500	27.46	-18.34	54.0	-26.54	AV	124.00	150	Vertical	Pass
2	2785.300	43.61	-10.50	74.0	-30.39	Peak	83.00	150	Vertical	Pass
2**	2785.300	34.09	-10.50	54.0	-19.91	AV	83.00	150	Vertical	Pass
3	4149.800	49.62	-4.99	74.0	-24.38	Peak	297.00	150	Vertical	Pass
3**	4149.800	40.22	-4.99	54.0	-13.78	AV	297.00	150	Vertical	Pass
4	5227.200	99.38	-2.96	--	--	Peak	283.00	150	Vertical	N/A
4**	5227.200	91.23	-2.96	--	--	AV	283.00	150	Vertical	N/A
5	11643.125	52.58	-0.22	74.0	-21.42	Peak	169.00	150	Vertical	Pass
5**	11643.125	43.91	-0.22	54.0	-10.09	AV	169.00	150	Vertical	Pass
6	15824.663	55.64	1.66	74.0	-18.36	Peak	205.00	150	Vertical	Pass
6**	15824.663	47.08	1.66	54.0	-6.92	AV	205.00	150	Vertical	Pass

11ac80, U-NII-1, 1 GHz to 18 GHz, Middle Channel, ANT H

No.	Frequency (MHz)	Results (dBuV/m)	Factor (dB)	Limit (dBuV/m)	Over Limit (dB)	Detector	Table (Degree)	Height (cm)	Antenna	Verdict
1	1129.700	36.53	-18.39	74.0	-37.47	Peak	6.00	150	Horizontal	Pass
1**	1129.700	27.75	-18.39	54.0	-26.25	AV	6.00	150	Horizontal	Pass
2	2806.800	44.37	-10.32	74.0	-29.63	Peak	183.00	150	Horizontal	Pass
2**	2806.800	35.30	-10.32	54.0	-18.70	AV	183.00	150	Horizontal	Pass
3	4814.800	51.84	-3.08	74.0	-22.16	Peak	260.00	150	Horizontal	Pass
3**	4814.800	43.47	-3.08	54.0	-10.53	AV	260.00	150	Horizontal	Pass
4	5216.600	105.27	-2.88	--	--	Peak	149.00	150	Horizontal	N/A
4**	5216.600	97.76	-2.88	--	--	AV	149.00	150	Horizontal	N/A
5	11962.250	53.45	0.89	74.0	-20.55	Peak	151.00	150	Horizontal	Pass
5**	11962.250	43.58	0.89	54.0	-10.42	AV	151.00	150	Horizontal	Pass
6	15819.412	55.99	1.90	74.0	-18.01	Peak	221.00	150	Horizontal	Pass
6**	15819.412	46.45	1.90	54.0	-7.55	AV	221.00	150	Horizontal	Pass

11ac80, U-NII-1, 1 GHz to 18 GHz, Middle Channel, ANT V

No.	Frequency (MHz)	Results (dBuV/m)	Factor (dB)	Limit (dBuV/m)	Over Limit (dB)	Detector	Table (Degree)	Height (cm)	Antenna	Verdict
1	1115.500	36.14	-18.59	74.0	-37.86	Peak	316.00	150	Vertical	Pass
1**	1115.500	27.50	-18.59	54.0	-26.50	AV	316.00	150	Vertical	Pass
2	2788.400	44.20	-10.57	74.0	-29.80	Peak	33.00	150	Vertical	Pass
2**	2788.400	34.86	-10.57	54.0	-19.14	AV	33.00	150	Vertical	Pass
3	4218.800	49.56	-5.12	74.0	-24.44	Peak	360.00	150	Vertical	Pass
3**	4218.800	40.33	-5.12	54.0	-13.67	AV	360.00	150	Vertical	Pass
4	5207.400	95.35	-2.50	--	--	Peak	282.00	150	Vertical	N/A
4**	5207.400	88.12	-2.50	--	--	AV	282.00	150	Vertical	N/A
5	11347.863	52.60	0.03	74.0	-21.40	Peak	74.00	150	Vertical	Pass
5**	11347.863	43.24	0.03	54.0	-10.76	AV	74.00	150	Vertical	Pass
6	15840.938	55.90	1.43	74.0	-18.10	Peak	360.00	150	Vertical	Pass
6**	15840.938	47.25	1.43	54.0	-6.75	AV	360.00	150	Vertical	Pass

11a, U-NII-2A, 1 GHz to 18 GHz, Low Channel, ANT H

No.	Frequency (MHz)	Results (dBuV/m)	Factor (dB)	Limit (dBuV/m)	Over Limit (dB)	Detector	Table (Degree)	Height (cm)	Antenna	Verdict
1	1134.600	37.30	-18.48	74.0	-36.70	Peak	199.00	150	Horizontal	Pass
1**	1134.600	27.57	-18.48	54.0	-26.43	AV	199.00	150	Horizontal	Pass
2	2801.700	43.84	-10.51	74.0	-30.16	Peak	174.00	150	Horizontal	Pass
2**	2801.700	35.04	-10.51	54.0	-18.96	AV	174.00	150	Horizontal	Pass
3	4843.800	51.33	-3.46	74.0	-22.67	Peak	337.00	150	Horizontal	Pass
3**	4843.800	42.69	-3.46	54.0	-11.31	AV	337.00	150	Horizontal	Pass
4	5258.800	112.16	-2.89	--	--	Peak	150.00	150	Horizontal	N/A
4**	5258.800	104.95	-2.89	--	--	AV	150.00	150	Horizontal	N/A
5	11661.525	53.04	0.14	74.0	-20.96	Peak	186.00	150	Horizontal	Pass
5**	11661.525	43.61	0.14	54.0	-10.39	AV	186.00	150	Horizontal	Pass
6	15854.325	56.61	1.21	74.0	-17.39	Peak	119.00	150	Horizontal	Pass
6**	15854.325	47.89	1.21	54.0	-6.11	AV	119.00	150	Horizontal	Pass

11a, U-NII-2A, 1 GHz to 18 GHz, Low Channel, ANT V

No.	Frequency (MHz)	Results (dBuV/m)	Factor (dB)	Limit (dBuV/m)	Over Limit (dB)	Detector	Table (Degree)	Height (cm)	Antenna	Verdict
1	1094.300	36.46	-18.55	74.0	-37.54	Peak	360.00	150	Vertical	Pass
1**	1094.300	27.60	-18.55	54.0	-26.40	AV	360.00	150	Vertical	Pass
2	2777.700	44.59	-10.42	74.0	-29.41	Peak	211.00	150	Vertical	Pass
2**	2777.700	35.33	-10.42	54.0	-18.67	AV	211.00	150	Vertical	Pass
3	4796.000	51.75	-2.68	74.0	-22.25	Peak	70.00	150	Vertical	Pass
3**	4796.000	42.68	-2.68	54.0	-11.32	AV	70.00	150	Vertical	Pass
4	5258.800	102.27	-2.89	--	--	Peak	283.00	150	Vertical	N/A
4**	5258.800	95.86	-2.89	--	--	AV	283.00	150	Vertical	N/A
5	11482.412	52.87	0.02	74.0	-21.13	Peak	213.00	150	Vertical	Pass
5**	11482.412	42.77	0.02	54.0	-11.23	AV	213.00	150	Vertical	Pass
6	15833.850	55.78	1.46	74.0	-18.22	Peak	243.00	150	Vertical	Pass
6**	15833.850	47.29	1.46	54.0	-6.71	AV	243.00	150	Vertical	Pass

11a, U-NII-2A, 1 GHz to 18 GHz, Middle Channel, ANT H

No.	Frequency (MHz)	Results (dBuV/m)	Factor (dB)	Limit (dBuV/m)	Over Limit (dB)	Detector	Table (Degree)	Height (cm)	Antenna	Verdict
1	1109.400	36.44	-18.53	74.0	-37.56	Peak	70.00	150	Horizontal	Pass
1**	1109.400	27.48	-18.53	54.0	-26.52	AV	70.00	150	Horizontal	Pass
2	2775.000	43.74	-10.48	74.0	-30.26	Peak	70.00	150	Horizontal	Pass
2**	2775.000	34.21	-10.48	54.0	-19.79	AV	70.00	150	Horizontal	Pass
3	4759.400	50.75	-3.39	74.0	-23.25	Peak	263.00	150	Horizontal	Pass
3**	4759.400	41.77	-3.39	54.0	-12.23	AV	263.00	150	Horizontal	Pass
4	5300.600	112.77	-3.27	--	--	Peak	136.00	150	Horizontal	N/A
4**	5300.600	105.03	-3.27	--	--	AV	136.00	150	Horizontal	N/A
5	11634.787	52.22	-0.21	74.0	-21.78	Peak	71.00	150	Horizontal	Pass
5**	11634.787	42.88	-0.21	54.0	-11.12	AV	71.00	150	Horizontal	Pass
6	16059.862	55.61	0.94	74.0	-18.39	Peak	360.00	150	Horizontal	Pass
6**	16059.862	45.82	0.94	54.0	-8.18	AV	360.00	150	Horizontal	Pass

11a, U-NII-2A, 1 GHz to 18 GHz, Middle Channel, ANT V

No.	Frequency (MHz)	Results (dBuV/m)	Factor (dB)	Limit (dBuV/m)	Over Limit (dB)	Detector	Table (Degree)	Height (cm)	Antenna	Verdict
1	1144.600	37.30	-18.25	74.0	-36.70	Peak	32.00	150	Vertical	Pass
1**	1144.600	27.49	-18.25	54.0	-26.51	AV	32.00	150	Vertical	Pass
2	2773.200	43.63	-10.48	74.0	-30.37	Peak	136.00	150	Vertical	Pass
2**	2773.200	34.92	-10.48	54.0	-19.08	AV	136.00	150	Vertical	Pass
3	4856.000	52.70	-3.28	74.0	-21.30	Peak	234.00	150	Vertical	Pass
3**	4856.000	42.35	-3.28	54.0	-11.65	AV	234.00	150	Vertical	Pass
4	5301.600	101.65	-3.19	--	--	Peak	270.00	150	Vertical	N/A
4**	5301.600	94.95	-3.19	--	--	AV	270.00	150	Vertical	N/A
5	11934.650	53.14	1.68	74.0	-20.86	Peak	272.00	150	Vertical	Pass
5**	11934.650	44.72	1.68	54.0	-9.28	AV	272.00	150	Vertical	Pass
6	15843.562	56.23	1.39	74.0	-17.77	Peak	124.00	150	Vertical	Pass
6**	15843.562	47.82	1.39	54.0	-6.18	AV	124.00	150	Vertical	Pass

11a, U-NII-2A, 1 GHz to 18 GHz, High Channel, ANT H

No.	Frequency (MHz)	Results (dBuV/m)	Factor (dB)	Limit (dBuV/m)	Over Limit (dB)	Detector	Table (Degree)	Height (cm)	Antenna	Verdict
1	1161.700	37.07	-18.03	74.0	-36.93	Peak	179.00	150	Horizontal	Pass
1**	1161.700	27.55	-18.03	54.0	-26.45	AV	179.00	150	Horizontal	Pass
2	2813.200	44.47	-10.05	74.0	-29.53	Peak	1.00	150	Horizontal	Pass
2**	2813.200	34.21	-10.05	54.0	-19.79	AV	1.00	150	Horizontal	Pass
3	4745.800	51.38	-3.75	74.0	-22.62	Peak	62.00	150	Horizontal	Pass
3**	4745.800	41.32	-3.75	54.0	-12.68	AV	62.00	150	Horizontal	Pass
4	5322.000	113.32	-2.76	--	--	Peak	150.00	150	Horizontal	N/A
4**	5322.000	105.85	-2.76	--	--	AV	150.00	150	Horizontal	N/A
5	11635.363	52.60	-0.22	74.0	-21.40	Peak	234.00	150	Horizontal	Pass
5**	11635.363	43.92	-0.22	54.0	-10.08	AV	234.00	150	Horizontal	Pass
6	15851.963	56.57	1.28	74.0	-17.43	Peak	334.00	150	Horizontal	Pass
6**	15851.963	46.90	1.28	54.0	-7.10	AV	334.00	150	Horizontal	Pass

11a, U-NII-2A, 1 GHz to 18 GHz, High Channel, ANT V

No.	Frequency (MHz)	Results (dBuV/m)	Factor (dB)	Limit (dBuV/m)	Over Limit (dB)	Detector	Table (Degree)	Height (cm)	Antenna	Verdict
1	1096.500	36.22	-18.56	74.0	-37.78	Peak	115.00	150	Vertical	Pass
1**	1096.500	26.95	-18.56	54.0	-27.05	AV	115.00	150	Vertical	Pass
2	2785.900	44.35	-10.46	74.0	-29.65	Peak	82.00	150	Vertical	Pass
2**	2785.900	34.70	-10.46	54.0	-19.30	AV	82.00	150	Vertical	Pass
3	4797.600	52.40	-2.60	74.0	-21.60	Peak	360.00	150	Vertical	Pass
3**	4797.600	42.87	-2.60	54.0	-11.13	AV	360.00	150	Vertical	Pass
4	5322.600	103.56	-2.74	--	--	Peak	288.00	150	Vertical	N/A
4**	5322.600	95.40	-2.74	--	--	AV	288.00	150	Vertical	N/A
5	11202.099	52.00	-0.27	74.0	-22.00	Peak	234.00	150	Vertical	Pass
5**	11202.099	42.48	-0.27	54.0	-11.52	AV	234.00	150	Vertical	Pass
6	15623.850	55.82	1.70	74.0	-18.18	Peak	0.00	150	Vertical	Pass
6**	15623.850	46.70	1.70	54.0	-7.30	AV	0.00	150	Vertical	Pass

11n20, U-NII-2A, 1 GHz to 18 GHz, Low Channel, ANT H

No.	Frequency (MHz)	Results (dBuV/m)	Factor (dB)	Limit (dBuV/m)	Over Limit (dB)	Detector	Table (Degree)	Height (cm)	Antenna	Verdict
1	1161.800	36.53	-18.03	74.0	-37.47	Peak	147.00	150	Horizontal	Pass
1**	1161.800	27.68	-18.03	54.0	-26.32	AV	147.00	150	Horizontal	Pass
2	2811.700	43.58	-10.15	74.0	-30.42	Peak	132.00	150	Horizontal	Pass
2**	2811.700	34.64	-10.15	54.0	-19.36	AV	132.00	150	Horizontal	Pass
3	4794.400	51.15	-2.59	74.0	-22.85	Peak	140.00	150	Horizontal	Pass
3**	4794.400	43.03	-2.59	54.0	-10.97	AV	140.00	150	Horizontal	Pass
4	5256.800	111.28	-2.84	--	--	Peak	128.00	150	Horizontal	N/A
4**	5256.800	102.50	-2.84	--	--	AV	128.00	150	Horizontal	N/A
5	11665.549	52.36	0.18	74.0	-21.64	Peak	359.00	150	Horizontal	Pass
5**	11665.549	42.59	0.18	54.0	-11.41	AV	359.00	150	Horizontal	Pass
6	15840.412	55.37	1.44	74.0	-18.63	Peak	0.00	150	Horizontal	Pass
6**	15840.412	46.51	1.44	54.0	-7.49	AV	0.00	150	Horizontal	Pass

11n20, U-NII-2A, 1 GHz to 18 GHz, Low Channel, ANT V

No.	Frequency (MHz)	Results (dBuV/m)	Factor (dB)	Limit (dBuV/m)	Over Limit (dB)	Detector	Table (Degree)	Height (cm)	Antenna	Verdict
1	1094.000	37.47	-18.53	74.0	-36.53	Peak	198.00	150	Vertical	Pass
1**	1094.000	27.38	-18.53	54.0	-26.62	AV	198.00	150	Vertical	Pass
2	2772.700	44.00	-10.48	74.0	-30.00	Peak	338.00	150	Vertical	Pass
2**	2772.700	34.14	-10.48	54.0	-19.86	AV	338.00	150	Vertical	Pass
3	4768.800	51.56	-3.16	74.0	-22.44	Peak	287.00	150	Vertical	Pass
3**	4768.800	42.35	-3.16	54.0	-11.65	AV	287.00	150	Vertical	Pass
4	5261.200	100.30	-3.09	--	--	Peak	272.00	150	Vertical	N/A
4**	5261.200	92.94	-3.09	--	--	AV	272.00	150	Vertical	N/A
5	11577.000	52.63	-0.38	74.0	-21.37	Peak	118.00	150	Vertical	Pass
5**	11577.000	42.38	-0.38	54.0	-11.62	AV	118.00	150	Vertical	Pass
6	15845.925	55.19	1.36	74.0	-18.81	Peak	340.00	150	Vertical	Pass
6**	15845.925	47.43	1.36	54.0	-6.57	AV	340.00	150	Vertical	Pass

11n20, U-NII-2A, 1 GHz to 18 GHz, Middle Channel, ANT H

No.	Frequency (MHz)	Results (dBuV/m)	Factor (dB)	Limit (dBuV/m)	Over Limit (dB)	Detector	Table (Degree)	Height (cm)	Antenna	Verdict
1	1153.900	37.03	-18.04	74.0	-36.97	Peak	69.00	150	Horizontal	Pass
1**	1153.900	27.80	-18.04	54.0	-26.20	AV	69.00	150	Horizontal	Pass
2	2790.800	43.52	-10.63	74.0	-30.48	Peak	134.00	150	Horizontal	Pass
2**	2790.800	34.44	-10.63	54.0	-19.56	AV	134.00	150	Horizontal	Pass
3	4774.400	51.21	-2.97	74.0	-22.79	Peak	4.00	150	Horizontal	Pass
3**	4774.400	42.07	-2.97	54.0	-11.93	AV	4.00	150	Horizontal	Pass
4	5301.600	111.34	-3.19	--	--	Peak	130.00	150	Horizontal	N/A
4**	5301.600	104.58	-3.19	--	--	AV	130.00	150	Horizontal	N/A
5	11655.200	52.36	-0.02	74.0	-21.64	Peak	291.00	150	Horizontal	Pass
5**	11655.200	43.69	-0.02	54.0	-10.31	AV	291.00	150	Horizontal	Pass
6	15618.338	55.68	1.58	74.0	-18.32	Peak	154.00	150	Horizontal	Pass
6**	15618.338	46.10	1.58	54.0	-7.90	AV	154.00	150	Horizontal	Pass

11n20, U-NII-2A, 1 GHz to 18 GHz, Middle Channel, ANT V

No.	Frequency (MHz)	Results (dBuV/m)	Factor (dB)	Limit (dBuV/m)	Over Limit (dB)	Detector	Table (Degree)	Height (cm)	Antenna	Verdict
1	1131.100	36.61	-18.34	74.0	-37.39	Peak	342.00	150	Vertical	Pass
1**	1131.100	27.56	-18.34	54.0	-26.44	AV	342.00	150	Vertical	Pass
2	2793.400	44.29	-10.64	74.0	-29.71	Peak	84.00	150	Vertical	Pass
2**	2793.400	35.74	-10.64	54.0	-18.26	AV	84.00	150	Vertical	Pass
3	4813.000	51.74	-3.06	74.0	-22.26	Peak	237.00	150	Vertical	Pass
3**	4813.000	42.45	-3.06	54.0	-11.55	AV	237.00	150	Vertical	Pass
4	5302.400	101.14	-3.14	--	--	Peak	262.00	150	Vertical	N/A
4**	5302.400	93.62	-3.14	--	--	AV	262.00	150	Vertical	N/A
5	11930.338	53.27	1.57	74.0	-20.73	Peak	221.00	150	Vertical	Pass
5**	11930.338	44.32	1.57	54.0	-9.68	AV	221.00	150	Vertical	Pass
6	16037.026	56.42	0.77	74.0	-17.58	Peak	66.00	150	Vertical	Pass
6**	16037.026	46.11	0.77	54.0	-7.89	AV	66.00	150	Vertical	Pass

11n20, U-NII-2A, 1 GHz to 18 GHz, High Channel, ANT H

No.	Frequency (MHz)	Results (dBuV/m)	Factor (dB)	Limit (dBuV/m)	Over Limit (dB)	Detector	Table (Degree)	Height (cm)	Antenna	Verdict
1	1120.000	36.36	-18.51	74.0	-37.64	Peak	92.00	150	Horizontal	Pass
1**	1120.000	27.99	-18.51	54.0	-26.01	AV	92.00	150	Horizontal	Pass
2	2775.100	44.70	-10.48	74.0	-29.30	Peak	188.00	150	Horizontal	Pass
2**	2775.100	34.40	-10.48	54.0	-19.60	AV	188.00	150	Horizontal	Pass
3	4817.000	51.64	-3.22	74.0	-22.36	Peak	17.00	150	Horizontal	Pass
3**	4817.000	42.53	-3.22	54.0	-11.47	AV	17.00	150	Horizontal	Pass
4	5318.600	112.09	-2.78	--	--	Peak	130.00	150	Horizontal	N/A
4**	5318.600	104.77	-2.78	--	--	AV	130.00	150	Horizontal	N/A
5	11657.213	52.99	0.04	74.0	-21.01	Peak	236.00	150	Horizontal	Pass
5**	11657.213	43.44	0.04	54.0	-10.56	AV	236.00	150	Horizontal	Pass
6	15820.724	56.08	1.84	74.0	-17.92	Peak	69.00	150	Horizontal	Pass
6**	15820.724	47.04	1.84	54.0	-6.96	AV	69.00	150	Horizontal	Pass

11n20, U-NII-2A, 1 GHz to 18 GHz, High Channel, ANT V

No.	Frequency (MHz)	Results (dBuV/m)	Factor (dB)	Limit (dBuV/m)	Over Limit (dB)	Detector	Table (Degree)	Height (cm)	Antenna	Verdict
1	1082.000	36.28	-18.56	74.0	-37.72	Peak	88.00	150	Vertical	Pass
1**	1082.000	27.80	-18.56	54.0	-26.20	AV	88.00	150	Vertical	Pass
2	2797.200	43.52	-10.62	74.0	-30.48	Peak	55.00	150	Vertical	Pass
2**	2797.200	34.38	-10.62	54.0	-19.62	AV	55.00	150	Vertical	Pass
3	4814.800	52.71	-3.08	74.0	-21.29	Peak	313.00	150	Vertical	Pass
3**	4814.800	42.60	-3.08	54.0	-11.40	AV	313.00	150	Vertical	Pass
4	5318.600	102.16	-2.78	--	--	Peak	264.00	150	Vertical	N/A
4**	5318.600	94.90	-2.78	--	--	AV	264.00	150	Vertical	N/A
5	11390.125	52.57	-0.22	74.0	-21.43	Peak	216.00	150	Vertical	Pass
5**	11390.125	43.41	-0.22	54.0	-10.59	AV	216.00	150	Vertical	Pass
6	15818.100	56.08	1.95	74.0	-17.92	Peak	177.00	150	Vertical	Pass
6**	15818.100	47.66	1.95	54.0	-6.34	AV	177.00	150	Vertical	Pass

11n40, U-NII-2A, 1 GHz to 18 GHz, Low Channel, ANT H

No.	Frequency (MHz)	Results (dBuV/m)	Factor (dB)	Limit (dBuV/m)	Over Limit (dB)	Detector	Table (Degree)	Height (cm)	Antenna	Verdict
1	1084.700	36.40	-18.57	74.0	-37.60	Peak	350.00	150	Horizontal	Pass
1**	1084.700	27.11	-18.57	54.0	-26.89	AV	350.00	150	Horizontal	Pass
2	2795.200	43.43	-10.57	74.0	-30.57	Peak	278.00	150	Horizontal	Pass
2**	2795.200	34.22	-10.57	54.0	-19.78	AV	278.00	150	Horizontal	Pass
3	4802.200	52.30	-2.61	74.0	-21.70	Peak	127.00	150	Horizontal	Pass
3**	4802.200	43.80	-2.61	54.0	-10.20	AV	127.00	150	Horizontal	Pass
4	5267.800	108.26	-3.03	--	--	Peak	127.00	150	Horizontal	Pass
4**	5267.800	100.70	-3.03	--	--	AV	127.00	150	Horizontal	N/A
5	11940.975	53.45	1.66	74.0	-20.55	Peak	122.00	150	Horizontal	Pass
5**	11940.975	44.24	1.66	54.0	-9.76	AV	122.00	150	Horizontal	Pass
6	15812.850	56.24	2.11	74.0	-17.76	Peak	200.00	150	Horizontal	Pass
6**	15812.850	45.73	2.11	54.0	-8.27	AV	200.00	150	Horizontal	Pass

11n40, U-NII-2A, 1 GHz to 18 GHz, Low Channel, ANT V

No.	Frequency (MHz)	Results (dBuV/m)	Factor (dB)	Limit (dBuV/m)	Over Limit (dB)	Detector	Table (Degree)	Height (cm)	Antenna	Verdict
1	1120.500	36.66	-18.50	74.0	-37.34	Peak	36.00	150	Vertical	Pass
1**	1120.500	27.83	-18.50	54.0	-26.17	AV	36.00	150	Vertical	Pass
2	2808.400	44.37	-10.29	74.0	-29.63	Peak	348.00	150	Vertical	Pass
2**	2808.400	35.02	-10.29	54.0	-18.98	AV	348.00	150	Vertical	Pass
3	4804.000	51.92	-2.75	74.0	-22.08	Peak	86.00	150	Vertical	Pass
3**	4804.000	43.00	-2.75	54.0	-11.00	AV	86.00	150	Vertical	Pass
4	5272.600	98.64	-3.09	--	--	Peak	262.00	150	Vertical	N/A
4**	5272.600	91.63	-3.09	--	--	AV	262.00	150	Vertical	N/A
5	11715.863	52.40	0.76	74.0	-21.60	Peak	235.00	150	Vertical	Pass
5**	11715.863	43.37	0.76	54.0	-10.63	AV	235.00	150	Vertical	Pass
6	15631.725	55.96	1.65	74.0	-18.04	Peak	360.00	150	Vertical	Pass
6**	15631.725	46.65	1.65	54.0	-7.35	AV	360.00	150	Vertical	Pass

11n40, U-NII-2A, 1 GHz to 18 GHz, High Channel, ANT H

No.	Frequency (MHz)	Results (dBuV/m)	Factor (dB)	Limit (dBuV/m)	Over Limit (dB)	Detector	Table (Degree)	Height (cm)	Antenna	Verdict
1	1166.100	37.03	-18.15	74.0	-36.97	Peak	12.00	150	Horizontal	Pass
1**	1166.100	27.41	-18.15	54.0	-26.59	AV	12.00	150	Horizontal	Pass
2	2810.300	44.01	-10.23	74.0	-29.99	Peak	250.00	150	Horizontal	Pass
2**	2810.300	34.65	-10.23	54.0	-19.35	AV	250.00	150	Horizontal	Pass
3	4799.200	51.55	-2.55	74.0	-22.45	Peak	301.00	150	Horizontal	Pass
3**	4799.200	44.01	-2.55	54.0	-9.99	AV	301.00	150	Horizontal	Pass
4	5311.800	108.32	-2.73	--	--	Peak	127.00	150	Horizontal	N/A
4**	5311.800	100.76	-2.73	--	--	AV	127.00	150	Horizontal	N/A
5	11680.787	53.31	0.16	74.0	-20.69	Peak	32.00	150	Horizontal	Pass
5**	11680.787	43.17	0.16	54.0	-10.83	AV	32.00	150	Horizontal	Pass
6	15839.100	56.00	1.45	74.0	-18.00	Peak	137.00	150	Horizontal	Pass
6**	15839.100	47.09	1.45	54.0	-6.91	AV	137.00	150	Horizontal	Pass

11n40, U-NII-2A, 1 GHz to 18 GHz, High Channel, ANT V

No.	Frequency (MHz)	Results (dBuV/m)	Factor (dB)	Limit (dBuV/m)	Over Limit (dB)	Detector	Table (Degree)	Height (cm)	Antenna	Verdict
1	1138.400	37.07	-18.33	74.0	-36.93	Peak	144.00	150	Vertical	Pass
1**	1138.400	27.74	-18.33	54.0	-26.26	AV	144.00	150	Vertical	Pass
2	2779.500	43.76	-10.43	74.0	-30.24	Peak	209.00	150	Vertical	Pass
2**	2779.500	34.44	-10.43	54.0	-19.56	AV	209.00	150	Vertical	Pass
3	4795.600	51.25	-2.66	74.0	-22.75	Peak	289.00	150	Vertical	Pass
3**	4795.600	43.24	-2.66	54.0	-10.76	AV	289.00	150	Vertical	Pass
4	5312.600	98.51	-2.67	--	--	Peak	264.00	150	Vertical	N/A
4**	5312.600	91.31	-2.67	--	--	AV	264.00	150	Vertical	N/A
5	11329.750	52.96	0.45	74.0	-21.04	Peak	213.00	150	Vertical	Pass
5**	11329.750	42.85	0.45	54.0	-11.15	AV	213.00	150	Vertical	Pass
6	16088.475	57.44	1.46	74.0	-16.56	Peak	32.00	150	Vertical	Pass
6**	16088.475	46.96	1.46	54.0	-7.04	AV	32.00	150	Vertical	Pass

11ac20, U-NII-2A, 1 GHz to 18 GHz, Low Channel, ANT H

No.	Frequency (MHz)	Results (dBuV/m)	Factor (dB)	Limit (dBuV/m)	Over Limit (dB)	Detector	Table (Degree)	Height (cm)	Antenna	Verdict
1	1095.700	36.44	-18.56	74.0	-37.56	Peak	21.00	150	Horizontal	Pass
1**	1095.700	26.78	-18.56	54.0	-27.22	AV	21.00	150	Horizontal	Pass
2	2815.200	43.65	-10.10	74.0	-30.35	Peak	351.00	150	Horizontal	Pass
2**	2815.200	34.52	-10.10	54.0	-19.48	AV	351.00	150	Horizontal	Pass
3	4801.000	51.54	-2.57	74.0	-22.46	Peak	148.00	150	Horizontal	Pass
3**	4801.000	43.09	-2.57	54.0	-10.91	AV	148.00	150	Horizontal	Pass
4	5258.800	110.80	-2.89	--	--	Peak	136.00	150	Horizontal	N/A
4**	5258.800	103.34	-2.89	--	--	AV	136.00	150	Horizontal	N/A
5	11464.875	52.89	-0.15	74.0	-21.11	Peak	358.00	150	Horizontal	Pass
5**	11464.875	42.89	-0.15	54.0	-11.11	AV	358.00	150	Horizontal	Pass
6	15495.487	55.47	1.06	74.0	-18.53	Peak	134.00	150	Horizontal	Pass
6**	15495.487	46.29	1.06	54.0	-7.71	AV	134.00	150	Horizontal	Pass

11ac20, U-NII-2A, 1 GHz to 18 GHz, Low Channel, ANT V

No.	Frequency (MHz)	Results (dBuV/m)	Factor (dB)	Limit (dBuV/m)	Over Limit (dB)	Detector	Table (Degree)	Height (cm)	Antenna	Verdict
1	1177.000	37.90	-18.09	74.0	-36.10	Peak	278.00	150	Vertical	Pass
1**	1177.000	28.90	-18.09	54.0	-25.10	AV	278.00	150	Vertical	Pass
2	2778.300	43.52	-10.42	74.0	-30.48	Peak	21.00	150	Vertical	Pass
2**	2778.300	34.33	-10.42	54.0	-19.67	AV	21.00	150	Vertical	Pass
3	4834.600	52.37	-3.46	74.0	-21.63	Peak	301.00	150	Vertical	Pass
3**	4834.600	42.13	-3.46	54.0	-11.87	AV	301.00	150	Vertical	Pass
4	5257.800	100.47	-2.90	--	--	Peak	276.00	150	Vertical	N/A
4**	5257.800	92.25	-2.90	--	--	AV	276.00	150	Vertical	N/A
5	11601.150	52.96	-0.05	74.0	-21.04	Peak	14.00	150	Vertical	Pass
5**	11601.150	42.98	-0.05	54.0	-11.02	AV	14.00	150	Vertical	Pass
6	15834.900	55.93	1.45	74.0	-18.07	Peak	33.00	150	Vertical	Pass
6**	15834.900	46.82	1.45	54.0	-7.18	AV	33.00	150	Vertical	Pass

11ac20, U-NII-2A, 1 GHz to 18 GHz, Middle Channel, ANT H

No.	Frequency (MHz)	Results (dBuV/m)	Factor (dB)	Limit (dBuV/m)	Over Limit (dB)	Detector	Table (Degree)	Height (cm)	Antenna	Verdict
1	1131.600	36.44	-18.34	74.0	-37.56	Peak	260.00	150	Horizontal	Pass
1**	1131.600	27.54	-18.34	54.0	-26.46	AV	260.00	150	Horizontal	Pass
2	2769.800	44.06	-10.58	74.0	-29.94	Peak	195.00	150	Horizontal	Pass
2**	2769.800	35.38	-10.58	54.0	-18.62	AV	195.00	150	Horizontal	Pass
3	4888.400	52.31	-3.31	74.0	-21.69	Peak	165.00	150	Horizontal	Pass
3**	4888.400	43.45	-3.31	54.0	-10.55	AV	165.00	150	Horizontal	Pass
4	5301.200	110.97	-3.22	--	--	Peak	139.00	150	Horizontal	N/A
4**	5301.200	104.13	-3.22	--	--	AV	139.00	150	Horizontal	N/A
5	11388.401	52.54	-0.23	74.0	-21.46	Peak	106.00	150	Horizontal	Pass
5**	11388.401	43.91	-0.23	54.0	-10.09	AV	106.00	150	Horizontal	Pass
6	15822.037	56.06	1.78	74.0	-17.94	Peak	324.00	150	Horizontal	Pass
6**	15822.037	47.05	1.78	54.0	-6.95	AV	324.00	150	Horizontal	Pass

11ac20, U-NII-2A, 1 GHz to 18 GHz, Middle Channel, ANT V

No.	Frequency (MHz)	Results (dBuV/m)	Factor (dB)	Limit (dBuV/m)	Over Limit (dB)	Detector	Table (Degree)	Height (cm)	Antenna	Verdict
1	1130.600	36.52	-18.34	74.0	-37.48	Peak	144.00	150	Vertical	Pass
1**	1130.600	27.67	-18.34	54.0	-26.33	AV	144.00	150	Vertical	Pass
2	2806.800	44.27	-10.32	74.0	-29.73	Peak	63.00	150	Vertical	Pass
2**	2806.800	34.23	-10.32	54.0	-19.77	AV	63.00	150	Vertical	Pass
3	4883.200	52.23	-3.37	74.0	-21.77	Peak	176.00	150	Vertical	Pass
3**	4883.200	43.24	-3.37	54.0	-10.76	AV	176.00	150	Vertical	Pass
4	5298.000	101.44	-3.25	--	--	Peak	264.00	150	Vertical	N/A
4**	5298.000	93.23	-3.25	--	--	AV	264.00	150	Vertical	N/A
5	11644.849	52.20	-0.20	74.0	-21.80	Peak	307.00	150	Vertical	Pass
5**	11644.849	43.43	-0.20	54.0	-10.57	AV	307.00	150	Vertical	Pass
6	15829.387	55.93	1.51	74.0	-18.07	Peak	194.00	150	Vertical	Pass
6**	15829.387	47.72	1.51	54.0	-6.28	AV	194.00	150	Vertical	Pass

11ac20, U-NII-2A, 1 GHz to 18 GHz, High Channel, ANT H

No.	Frequency (MHz)	Results (dBuV/m)	Factor (dB)	Limit (dBuV/m)	Over Limit (dB)	Detector	Table (Degree)	Height (cm)	Antenna	Verdict
1	1128.600	36.76	-18.45	74.0	-37.24	Peak	71.00	150	Horizontal	Pass
1**	1128.600	26.82	-18.45	54.0	-27.18	AV	71.00	150	Horizontal	Pass
2	2779.900	44.23	-10.43	74.0	-29.77	Peak	0.00	150	Horizontal	Pass
2**	2779.900	35.16	-10.43	54.0	-18.84	AV	0.00	150	Horizontal	Pass
3	4782.400	51.28	-2.92	74.0	-22.72	Peak	350.00	150	Horizontal	Pass
3**	4782.400	42.33	-2.92	54.0	-11.67	AV	350.00	150	Horizontal	Pass
4	5318.000	111.22	-2.79	--	--	Peak	119.00	150	Horizontal	N/A
4**	5318.000	104.50	-2.79	--	--	AV	119.00	150	Horizontal	N/A
5	11725.638	52.14	0.85	74.0	-21.86	Peak	16.00	150	Horizontal	Pass
5**	11725.638	42.67	0.85	54.0	-11.33	AV	16.00	150	Horizontal	Pass
6	15838.838	56.01	1.45	74.0	-17.99	Peak	242.00	150	Horizontal	Pass

11ac20, U-NII-2A, 1 GHz to 18 GHz, High Channel, ANT V

No.	Frequency (MHz)	Results (dBuV/m)	Factor (dB)	Limit (dBuV/m)	Over Limit (dB)	Detector	Table (Degree)	Height (cm)	Antenna	Verdict
1	1162.900	36.92	-18.03	74.0	-37.08	Peak	276.00	150	Vertical	Pass
1**	1162.900	27.91	-18.03	54.0	-26.09	AV	276.00	150	Vertical	Pass
2	2754.600	44.76	-10.75	74.0	-29.24	Peak	318.00	150	Vertical	Pass
2**	2754.600	35.08	-10.75	54.0	-18.92	AV	318.00	150	Vertical	Pass
3	4913.400	53.45	-2.23	74.0	-20.55	Peak	236.00	150	Vertical	Pass
3**	4913.400	43.12	-2.23	54.0	-10.88	AV	236.00	150	Vertical	Pass
4	5322.600	101.76	-2.74	--	--	Peak	261.00	150	Vertical	N/A
4**	5322.600	94.87	-2.74	--	--	AV	261.00	150	Vertical	N/A
5	11341.537	52.46	0.22	74.0	-21.54	Peak	328.00	150	Vertical	Pass
5**	11341.537	42.33	0.22	54.0	-11.67	AV	328.00	150	Vertical	Pass
6	15859.575	56.03	0.95	74.0	-17.97	Peak	0.00	150	Vertical	Pass
6**	15859.575	46.24	0.95	54.0	-7.76	AV	0.00	150	Vertical	Pass

11ac40, U-NII-2A, 1 GHz to 18 GHz, Low Channel, ANT H

No.	Frequency (MHz)	Results (dBuV/m)	Factor (dB)	Limit (dBuV/m)	Over Limit (dB)	Detector	Table (Degree)	Height (cm)	Antenna	Verdict
1	1113.100	36.98	-18.58	74.0	-37.02	Peak	301.00	150	Horizontal	Pass
1**	1113.100	27.00	-18.58	54.0	-27.00	AV	301.00	150	Horizontal	Pass
2	2826.300	44.84	-10.26	74.0	-29.16	Peak	177.00	150	Horizontal	Pass
2**	2826.300	35.01	-10.26	54.0	-18.99	AV	177.00	150	Horizontal	Pass
3	4802.800	52.10	-2.64	74.0	-21.90	Peak	207.00	150	Horizontal	Pass
3**	4802.800	43.31	-2.64	54.0	-10.69	AV	207.00	150	Horizontal	Pass
4	5272.600	108.09	-3.09	--	--	Peak	103.00	150	Horizontal	N/A
4**	5272.600	101.06	-3.09	--	--	AV	103.00	150	Horizontal	N/A
5	11649.162	52.68	-0.17	74.0	-21.32	Peak	218.00	150	Horizontal	Pass
5**	11649.162	43.33	-0.17	54.0	-10.67	AV	218.00	150	Horizontal	Pass
6	15775.575	55.67	1.30	74.0	-18.33	Peak	322.00	150	Horizontal	Pass
6**	15775.575	45.81	1.30	54.0	-8.19	AV	322.00	150	Horizontal	Pass

11ac40, U-NII-2A, 1 GHz to 18 GHz, Low Channel, ANT V

No.	Frequency (MHz)	Results (dBuV/m)	Factor (dB)	Limit (dBuV/m)	Over Limit (dB)	Detector	Table (Degree)	Height (cm)	Antenna	Verdict
1	1149.600	36.68	-18.01	74.0	-37.32	Peak	319.00	150	Vertical	Pass
1**	1149.600	27.34	-18.01	54.0	-26.66	AV	319.00	150	Vertical	Pass
2	2800.300	43.64	-10.55	74.0	-30.36	Peak	33.00	150	Vertical	Pass
2**	2800.300	34.66	-10.55	54.0	-19.34	AV	33.00	150	Vertical	Pass
3	4819.600	51.97	-3.33	74.0	-22.03	Peak	285.00	150	Vertical	Pass
3**	4819.600	42.81	-3.33	54.0	-11.19	AV	285.00	150	Vertical	Pass
4	5271.800	98.27	-3.11	--	--	Peak	273.00	150	Vertical	N/A
4**	5271.800	91.11	-3.11	--	--	AV	273.00	150	Vertical	N/A
5	11634.500	52.55	-0.21	74.0	-21.45	Peak	307.00	150	Vertical	Pass
5**	11634.500	43.16	-0.21	54.0	-10.84	AV	307.00	150	Vertical	Pass
6	15824.137	56.43	1.68	74.0	-17.57	Peak	156.00	150	Vertical	Pass
6**	15824.137	46.69	1.68	54.0	-7.31	AV	156.00	150	Vertical	Pass

11ac40, U-NII-2A, 1 GHz to 18 GHz, High Channel, ANT H

No.	Frequency (MHz)	Results (dBuV/m)	Factor (dB)	Limit (dBuV/m)	Over Limit (dB)	Detector	Table (Degree)	Height (cm)	Antenna	Verdict
1	1149.500	36.80	-18.02	74.0	-37.20	Peak	230.00	150	Horizontal	Pass
1**	1149.500	28.24	-18.02	54.0	-25.76	AV	230.00	150	Horizontal	Pass
2	2836.100	44.57	-10.39	74.0	-29.43	Peak	338.00	150	Horizontal	Pass
2**	2836.100	35.31	-10.39	54.0	-18.69	AV	338.00	150	Horizontal	Pass
3	4766.200	52.24	-3.26	74.0	-21.76	Peak	58.00	150	Horizontal	Pass
3**	4766.200	42.57	-3.26	54.0	-11.43	AV	58.00	150	Horizontal	Pass
4	5313.000	108.43	-2.67	--	--	Peak	137.00	150	Horizontal	N/A
4**	5313.000	101.46	-2.67	--	--	AV	137.00	150	Horizontal	N/A
5	11661.813	52.46	0.14	74.0	-21.54	Peak	334.00	150	Horizontal	Pass
5**	11661.813	43.43	0.14	54.0	-10.57	AV	334.00	150	Horizontal	Pass
6	15569.776	55.46	1.40	74.0	-18.54	Peak	321.00	150	Horizontal	Pass
6**	15569.776	45.72	1.40	54.0	-8.28	AV	321.00	150	Horizontal	Pass

11ac40, U-NII-2A, 1 GHz to 18 GHz, High Channel, ANT V

No.	Frequency (MHz)	Results (dBuV/m)	Factor (dB)	Limit (dBuV/m)	Over Limit (dB)	Detector	Table (Degree)	Height (cm)	Antenna	Verdict
1	1138.600	37.15	-18.33	74.0	-36.85	Peak	161.00	150	Vertical	Pass
1**	1138.600	27.49	-18.33	54.0	-26.51	AV	161.00	150	Vertical	Pass
2	2792.800	44.41	-10.70	74.0	-29.59	Peak	304.00	150	Vertical	Pass
2**	2792.800	34.55	-10.70	54.0	-19.45	AV	304.00	150	Vertical	Pass
3	4087.000	49.47	-5.43	74.0	-24.53	Peak	338.00	150	Vertical	Pass
3**	4087.000	39.46	-5.43	54.0	-14.54	AV	338.00	150	Vertical	Pass
4	5308.600	98.98	-2.93	--	--	Peak	261.00	150	Vertical	N/A
4**	5308.600	91.03	-2.93	--	--	AV	261.00	150	Vertical	N/A
5	11939.826	53.30	1.69	74.0	-20.70	Peak	254.00	150	Vertical	Pass
5**	11939.826	45.24	1.69	54.0	-8.76	AV	254.00	150	Vertical	Pass
6	15820.724	56.11	1.84	74.0	-17.89	Peak	18.00	150	Vertical	Pass
6**	15820.724	46.81	1.84	54.0	-7.19	AV	18.00	150	Vertical	Pass

11ac80, U-NII-2A, 1 GHz to 18 GHz, Middle Channel, ANT H

No.	Frequency (MHz)	Results (dBuV/m)	Factor (dB)	Limit (dBuV/m)	Over Limit (dB)	Detector	Table (Degree)	Height (cm)	Antenna	Verdict
1	1053.400	36.68	-18.48	74.0	-37.32	Peak	152.00	150	Horizontal	Pass
1**	1053.400	26.92	-18.48	54.0	-27.08	AV	152.00	150	Horizontal	Pass
2	2751.000	44.43	-10.80	74.0	-29.57	Peak	184.00	150	Horizontal	Pass
2**	2751.000	34.62	-10.80	54.0	-19.38	AV	184.00	150	Horizontal	Pass
3	4784.400	51.54	-2.87	74.0	-22.46	Peak	80.00	150	Horizontal	Pass
3**	4784.400	42.31	-2.87	54.0	-11.69	AV	80.00	150	Horizontal	Pass
4	5278.400	105.55	-3.07	--	--	Peak	105.00	150	Horizontal	N/A
4**	5278.400	97.08	-3.07	--	--	AV	105.00	150	Horizontal	N/A
5	11592.237	52.77	-0.19	74.0	-21.23	Peak	303.00	150	Horizontal	Pass
5**	11592.237	43.32	-0.19	54.0	-10.68	AV	303.00	150	Horizontal	Pass
6	15843.299	56.95	1.39	74.0	-17.05	Peak	280.00	150	Horizontal	Pass
6**	15843.299	46.43	1.39	54.0	-7.57	AV	280.00	150	Horizontal	Pass

11ac80, U-NII-2A, 1 GHz to 18 GHz, Middle Channel, ANT V

No.	Frequency (MHz)	Results (dBuV/m)	Factor (dB)	Limit (dBuV/m)	Over Limit (dB)	Detector	Table (Degree)	Height (cm)	Antenna	Verdict
1	1065.500	36.90	-18.40	74.0	-37.10	Peak	322.00	150	Vertical	Pass
1**	1065.500	26.92	-18.40	54.0	-27.08	AV	322.00	150	Vertical	Pass
2	2797.200	43.76	-10.62	74.0	-30.24	Peak	346.00	150	Vertical	Pass
2**	2797.200	34.13	-10.62	54.0	-19.87	AV	346.00	150	Vertical	Pass
3	4801.200	51.66	-2.58	74.0	-22.34	Peak	42.00	150	Vertical	Pass
3**	4801.200	43.08	-2.58	54.0	-10.92	AV	42.00	150	Vertical	Pass
4	5293.000	95.21	-3.24	--	--	Peak	273.00	150	Vertical	N/A
4**	5293.000	88.69	-3.24	--	--	AV	273.00	150	Vertical	N/A
5	11209.575	52.14	-0.22	74.0	-21.86	Peak	271.00	150	Vertical	Pass
5**	11209.575	42.41	-0.22	54.0	-11.59	AV	271.00	150	Vertical	Pass
6	15643.537	56.10	1.27	74.0	-17.90	Peak	277.00	150	Vertical	Pass
6**	15643.537	45.87	1.27	54.0	-8.13	AV	277.00	150	Vertical	Pass

11a, U-NII-2C, 1 GHz to 18 GHz, Low Channel, ANT H

No.	Frequency (MHz)	Results (dBuV/m)	Factor (dB)	Limit (dBuV/m)	Over Limit (dB)	Detector	Table (Degree)	Height (cm)	Antenna	Verdict
1	1135.300	36.71	-18.49	74.0	-37.29	Peak	269.00	150	Horizontal	Pass
1**	1135.300	27.12	-18.49	54.0	-26.88	AV	269.00	150	Horizontal	Pass
2	2814.100	43.99	-10.04	74.0	-30.01	Peak	302.00	150	Horizontal	Pass
2**	2814.100	35.01	-10.04	54.0	-18.99	AV	302.00	150	Horizontal	Pass
3	4791.600	52.38	-2.71	74.0	-21.62	Peak	325.00	150	Horizontal	Pass
3**	4791.600	41.91	-2.71	54.0	-12.09	AV	325.00	150	Horizontal	Pass
4	5498.800	112.26	-2.07	--	--	Peak	129.00	150	Horizontal	N/A
4**	5498.800	104.78	-2.07	--	--	AV	129.00	150	Horizontal	N/A
5	11690.563	53.79	0.18	74.0	-20.21	Peak	280.00	150	Horizontal	Pass
5**	11690.563	43.72	0.18	54.0	-10.28	AV	280.00	150	Horizontal	Pass
6	15892.650	55.33	0.20	74.0	-18.67	Peak	73.00	150	Horizontal	Pass
6**	15892.650	45.77	0.20	54.0	-8.23	AV	73.00	150	Horizontal	Pass

11a, U-NII-2C, 1 GHz to 18 GHz, Low Channel, ANT V

No.	Frequency (MHz)	Results (dBuV/m)	Factor (dB)	Limit (dBuV/m)	Over Limit (dB)	Detector	Table (Degree)	Height (cm)	Antenna	Verdict
1	1071.900	36.97	-18.49	74.0	-37.03	Peak	125.00	150	Vertical	Pass
1**	1071.900	27.66	-18.49	54.0	-26.34	AV	125.00	150	Vertical	Pass
2	2799.400	44.35	-10.56	74.0	-29.65	Peak	77.00	150	Vertical	Pass
2**	2799.400	34.44	-10.56	54.0	-19.56	AV	77.00	150	Vertical	Pass
3	4797.400	51.74	-2.61	74.0	-22.26	Peak	260.00	150	Vertical	Pass
3**	4797.400	42.69	-2.61	54.0	-11.31	AV	260.00	150	Vertical	Pass
4	5498.400	101.61	-2.05	--	--	Peak	272.00	150	Vertical	N/A
4**	5498.400	94.74	-2.05	--	--	AV	272.00	150	Vertical	N/A
5	11639.963	53.54	-0.24	74.0	-20.46	Peak	359.00	150	Vertical	Pass
5**	11639.963	43.67	-0.24	54.0	-10.33	AV	359.00	150	Vertical	Pass
6	15630.675	55.53	1.68	74.0	-18.47	Peak	122.00	150	Vertical	Pass
6**	15630.675	46.96	1.68	54.0	-7.04	AV	122.00	150	Vertical	Pass

11a, U-NII-2C, 1 GHz to 18 GHz, Middle Channel, ANT H

No.	Frequency (MHz)	Results (dBuV/m)	Factor (dB)	Limit (dBuV/m)	Over Limit (dB)	Detector	Table (Degree)	Height (cm)	Antenna	Verdict
1	1151.600	36.87	-17.96	74.0	-37.13	Peak	0.00	150	Horizontal	Pass
1**	1151.600	27.72	-17.96	54.0	-26.28	AV	0.00	150	Horizontal	Pass
2	2795.700	43.73	-10.59	74.0	-30.27	Peak	236.00	150	Horizontal	Pass
2**	2795.700	34.51	-10.59	54.0	-19.49	AV	236.00	150	Horizontal	Pass
3	4844.200	51.86	-3.45	74.0	-22.14	Peak	178.00	150	Horizontal	Pass
3**	4844.200	41.95	-3.45	54.0	-12.05	AV	178.00	150	Horizontal	Pass
4	5581.400	112.37	-2.29	--	--	Peak	124.00	150	Horizontal	N/A
4**	5581.400	104.97	-2.29	--	--	AV	124.00	150	Horizontal	N/A
5	11646.576	52.22	-0.19	74.0	-21.78	Peak	91.00	150	Horizontal	Pass
5**	11646.576	43.81	-0.19	54.0	-10.19	AV	91.00	150	Horizontal	Pass
6	15843.037	56.63	1.40	74.0	-17.37	Peak	237.00	150	Horizontal	Pass
6**	15843.037	47.52	1.40	54.0	-6.48	AV	237.00	150	Horizontal	Pass

11a, U-NII-2C, 1 GHz to 18 GHz, Middle Channel, ANT V

No.	Frequency (MHz)	Results (dBuV/m)	Factor (dB)	Limit (dBuV/m)	Over Limit (dB)	Detector	Table (Degree)	Height (cm)	Antenna	Verdict
1	1139.700	36.10	-18.32	74.0	-37.90	Peak	7.00	150	Vertical	Pass
1**	1139.700	27.53	-18.32	54.0	-26.47	AV	7.00	150	Vertical	Pass
2	2802.800	45.05	-10.44	74.0	-28.95	Peak	345.00	150	Vertical	Pass
2**	2802.800	34.69	-10.44	54.0	-19.31	AV	345.00	150	Vertical	Pass
3	4801.800	51.60	-2.60	74.0	-22.40	Peak	0.00	150	Vertical	Pass
3**	4801.800	42.65	-2.60	54.0	-11.35	AV	0.00	150	Vertical	Pass
4	5581.800	102.10	-2.30	--	--	Peak	5.00	150	Vertical	N/A
4**	5581.800	95.03	-2.30	--	--	AV	5.00	150	Vertical	N/A
5	11657.213	53.06	0.04	74.0	-20.94	Peak	310.00	150	Vertical	Pass
5**	11657.213	43.28	0.04	54.0	-10.72	AV	310.00	150	Vertical	Pass
6	15840.412	56.32	1.44	74.0	-17.68	Peak	215.00	150	Vertical	Pass
6**	15840.412	47.01	1.44	54.0	-6.99	AV	215.00	150	Vertical	Pass

11a, U-NII-2C, 1 GHz to 18 GHz, High Channel, ANT H

No.	Frequency (MHz)	Results (dBuV/m)	Factor (dB)	Limit (dBuV/m)	Over Limit (dB)	Detector	Table (Degree)	Height (cm)	Antenna	Verdict
1	1143.500	36.95	-18.29	74.0	-37.05	Peak	360.00	150	Horizontal	Pass
1**	1143.500	27.62	-18.29	54.0	-26.38	AV	360.00	150	Horizontal	Pass
2	2788.300	44.70	-10.56	74.0	-29.30	Peak	47.00	150	Horizontal	Pass
2**	2788.300	34.70	-10.56	54.0	-19.30	AV	47.00	150	Horizontal	Pass
3	4787.000	52.34	-2.75	74.0	-21.66	Peak	6.00	150	Horizontal	Pass
3**	4787.000	41.96	-2.75	54.0	-12.04	AV	6.00	150	Horizontal	Pass
4	5698.800	112.85	-2.04	--	--	Peak	123.00	150	Horizontal	N/A
4**	5698.800	105.57	-2.04	--	--	AV	123.00	150	Horizontal	N/A
5	11587.350	52.32	-0.26	74.0	-21.68	Peak	1.00	150	Horizontal	Pass
5**	11587.350	43.25	-0.26	54.0	-10.75	AV	1.00	150	Horizontal	Pass
6	15857.738	55.52	1.05	74.0	-18.48	Peak	38.00	150	Horizontal	Pass
6**	15857.738	47.52	1.05	54.0	-6.48	AV	38.00	150	Horizontal	Pass

11a, U-NII-2C, 1 GHz to 18 GHz, High Channel, ANT V

No.	Frequency (MHz)	Results (dBuV/m)	Factor (dB)	Limit (dBuV/m)	Over Limit (dB)	Detector	Table (Degree)	Height (cm)	Antenna	Verdict
1	1188.400	37.46	-17.85	74.0	-36.54	Peak	103.00	150	Vertical	Pass
1**	1188.400	27.85	-17.85	54.0	-26.15	AV	103.00	150	Vertical	Pass
2	2766.800	44.32	-10.77	74.0	-29.68	Peak	119.00	150	Vertical	Pass
2**	2766.800	34.53	-10.77	54.0	-19.47	AV	119.00	150	Vertical	Pass
3	4863.200	51.89	-3.40	74.0	-22.11	Peak	102.00	150	Vertical	Pass
3**	4863.200	41.99	-3.40	54.0	-12.01	AV	102.00	150	Vertical	Pass
4	5701.600	101.92	-2.11	--	--	Peak	338.00	150	Vertical	N/A
4**	5701.600	94.62	-2.11	--	--	AV	338.00	150	Vertical	N/A
5	11207.276	52.02	-0.24	74.0	-21.98	Peak	0.00	150	Vertical	Pass
5**	11207.276	42.09	-0.24	54.0	-11.91	AV	0.00	150	Vertical	Pass
6	15817.838	55.69	1.96	74.0	-18.31	Peak	0.00	150	Vertical	Pass
6**	15817.838	46.25	1.96	54.0	-7.75	AV	0.00	150	Vertical	Pass

11n20, U-NII-2C, 1 GHz to 18 GHz, Low Channel, ANT H

No.	Frequency (MHz)	Results (dBuV/m)	Factor (dB)	Limit (dBuV/m)	Over Limit (dB)	Detector	Table (Degree)	Height (cm)	Antenna	Verdict
1	1145.300	36.51	-18.22	74.0	-37.49	Peak	64.00	150	Horizontal	Pass
1**	1145.300	28.49	-18.22	54.0	-25.51	AV	64.00	150	Horizontal	Pass
2	2815.500	43.56	-10.12	74.0	-30.44	Peak	195.00	150	Horizontal	Pass
2**	2815.500	34.36	-10.12	54.0	-19.64	AV	195.00	150	Horizontal	Pass
3	4891.400	52.57	-3.25	74.0	-21.43	Peak	58.00	150	Horizontal	Pass
3**	4891.400	42.20	-3.25	54.0	-11.80	AV	58.00	150	Horizontal	Pass
4	5501.400	111.44	-2.18	--	--	Peak	123.00	150	Horizontal	N/A
4**	5501.400	104.73	-2.18	--	--	AV	123.00	150	Horizontal	N/A
5	11991.576	53.83	1.16	74.0	-20.17	Peak	323.00	150	Horizontal	Pass
5**	11991.576	43.31	1.16	54.0	-10.69	AV	323.00	150	Horizontal	Pass
6	15645.901	55.65	1.23	74.0	-18.35	Peak	292.00	150	Horizontal	Pass
6**	15645.901	45.69	1.23	54.0	-8.31	AV	292.00	150	Horizontal	Pass

11n20, U-NII-2C, 1 GHz to 18 GHz, Low Channel, ANT V

No.	Frequency (MHz)	Results (dBuV/m)	Factor (dB)	Limit (dBuV/m)	Over Limit (dB)	Detector	Table (Degree)	Height (cm)	Antenna	Verdict
1	1144.700	36.45	-18.24	74.0	-37.55	Peak	286.00	150	Vertical	Pass
1**	1144.700	28.52	-18.24	54.0	-25.48	AV	286.00	150	Vertical	Pass
2	2778.400	44.74	-10.42	74.0	-29.26	Peak	141.00	150	Vertical	Pass
2**	2778.400	34.47	-10.42	54.0	-19.53	AV	141.00	150	Vertical	Pass
3	4803.800	51.93	-2.73	74.0	-22.07	Peak	325.00	150	Vertical	Pass
3**	4803.800	42.47	-2.73	54.0	-11.53	AV	325.00	150	Vertical	Pass
4	5501.400	100.86	-2.18	--	--	Peak	243.00	150	Vertical	N/A
4**	5501.400	93.47	-2.18	--	--	AV	243.00	150	Vertical	N/A
5	11639.963	52.51	-0.24	74.0	-21.49	Peak	134.00	150	Vertical	Pass
5**	11639.963	43.88	-0.24	54.0	-10.12	AV	134.00	150	Vertical	Pass
6	15828.862	55.91	1.53	74.0	-18.09	Peak	301.00	150	Vertical	Pass
6**	15828.862	46.07	1.53	54.0	-7.93	AV	301.00	150	Vertical	Pass

11n20, U-NII-2C, 1 GHz to 18 GHz, Middle Channel, ANT H

No.	Frequency (MHz)	Results (dBuV/m)	Factor (dB)	Limit (dBuV/m)	Over Limit (dB)	Detector	Table (Degree)	Height (cm)	Antenna	Verdict
1	1050.100	36.90	-18.42	74.0	-37.10	Peak	336.00	150	Horizontal	Pass
1**	1050.100	27.20	-18.42	54.0	-26.80	AV	336.00	150	Horizontal	Pass
2	2793.500	43.41	-10.63	74.0	-30.59	Peak	301.00	150	Horizontal	Pass
2**	2793.500	34.19	-10.63	54.0	-19.81	AV	301.00	150	Horizontal	Pass
3	4813.200	51.78	-3.07	74.0	-22.22	Peak	360.00	150	Horizontal	Pass
3**	4813.200	42.87	-3.07	54.0	-11.13	AV	360.00	150	Horizontal	Pass
4	5578.800	111.25	-2.16	--	--	Peak	131.00	150	Horizontal	N/A
4**	5578.800	103.51	-2.16	--	--	AV	131.00	150	Horizontal	N/A
5	11850.988	52.52	1.11	74.0	-21.48	Peak	316.00	150	Horizontal	Pass
5**	11850.988	43.07	1.11	54.0	-10.93	AV	316.00	150	Horizontal	Pass
6	15499.425	56.24	1.15	74.0	-17.76	Peak	71.00	150	Horizontal	Pass
6**	15499.425	46.33	1.15	54.0	-7.67	AV	71.00	150	Horizontal	Pass

11n20, U-NII-2C, 1 GHz to 18 GHz, Middle Channel, ANT V

No.	Frequency (MHz)	Results (dBuV/m)	Factor (dB)	Limit (dBuV/m)	Over Limit (dB)	Detector	Table (Degree)	Height (cm)	Antenna	Verdict
1	1136.600	36.75	-18.39	74.0	-37.25	Peak	278.00	150	Vertical	Pass
1**	1136.600	26.96	-18.39	54.0	-27.04	AV	278.00	150	Vertical	Pass
2	2788.800	44.30	-10.57	74.0	-29.70	Peak	321.00	150	Vertical	Pass
2**	2788.800	34.74	-10.57	54.0	-19.26	AV	321.00	150	Vertical	Pass
3	4915.400	51.57	-2.37	74.0	-22.43	Peak	308.00	150	Vertical	Pass
3**	4915.400	42.84	-2.37	54.0	-11.16	AV	308.00	150	Vertical	Pass
4	5579.200	100.65	-2.18	--	--	Peak	7.00	150	Vertical	N/A
4**	5579.200	93.49	-2.18	--	--	AV	7.00	150	Vertical	N/A
5	11829.425	53.36	1.19	74.0	-20.64	Peak	53.00	150	Vertical	Pass
5**	11829.425	42.95	1.19	54.0	-11.05	AV	53.00	150	Vertical	Pass
6	15628.313	55.85	1.71	74.0	-18.15	Peak	0.00	150	Vertical	Pass
6**	15628.313	46.32	1.71	54.0	-7.68	AV	0.00	150	Vertical	Pass

11n20, U-NII-2C, 1 GHz to 18 GHz, High Channel, ANT H

No.	Frequency (MHz)	Results (dBuV/m)	Factor (dB)	Limit (dBuV/m)	Over Limit (dB)	Detector	Table (Degree)	Height (cm)	Antenna	Verdict
1	1132.600	36.86	-18.36	74.0	-37.14	Peak	0.00	150	Horizontal	Pass
1**	1132.600	27.93	-18.36	54.0	-26.07	AV	0.00	150	Horizontal	Pass
2	2810.800	44.11	-10.20	74.0	-29.89	Peak	174.00	150	Horizontal	Pass
2**	2810.800	35.11	-10.20	54.0	-18.89	AV	174.00	150	Horizontal	Pass
3	4850.600	52.03	-3.33	74.0	-21.97	Peak	212.00	150	Horizontal	Pass
3**	4850.600	42.12	-3.33	54.0	-11.88	AV	212.00	150	Horizontal	Pass
4	5699.600	111.23	-2.03	--	--	Peak	130.00	150	Horizontal	N/A
4**	5699.600	102.95	-2.03	--	--	AV	130.00	150	Horizontal	N/A
5	11543.363	52.91	-0.56	74.0	-21.09	Peak	54.00	150	Horizontal	Pass
5**	11543.363	43.32	-0.56	54.0	-10.68	AV	54.00	150	Horizontal	Pass
6	15636.975	55.58	1.47	74.0	-18.42	Peak	212.00	150	Horizontal	Pass
6**	15636.975	46.43	1.47	54.0	-7.57	AV	212.00	150	Horizontal	Pass

11n20, U-NII-2C, 1 GHz to 18 GHz, High Channel, ANT V

No.	Frequency (MHz)	Results (dBuV/m)	Factor (dB)	Limit (dBuV/m)	Over Limit (dB)	Detector	Table (Degree)	Height (cm)	Antenna	Verdict
1	1094.500	37.17	-18.55	74.0	-36.83	Peak	206.00	150	Vertical	Pass
1**	1094.500	27.25	-18.55	54.0	-26.75	AV	206.00	150	Vertical	Pass
2	2814.400	44.33	-10.06	74.0	-29.67	Peak	224.00	150	Vertical	Pass
2**	2814.400	35.52	-10.06	54.0	-18.48	AV	224.00	150	Vertical	Pass
3	4800.400	51.65	-2.56	74.0	-22.35	Peak	252.00	150	Vertical	Pass
3**	4800.400	42.82	-2.56	54.0	-11.18	AV	252.00	150	Vertical	Pass
4	5698.800	100.23	-2.04	--	--	Peak	8.00	150	Vertical	N/A
4**	5698.800	92.32	-2.04	--	--	AV	8.00	150	Vertical	N/A
5	11647.438	52.87	-0.18	74.0	-21.13	Peak	133.00	150	Vertical	Pass
5**	11647.438	42.96	-0.18	54.0	-11.04	AV	133.00	150	Vertical	Pass
6	15828.862	55.87	1.53	74.0	-18.13	Peak	88.00	150	Vertical	Pass
6**	15828.862	46.52	1.53	54.0	-7.48	AV	88.00	150	Vertical	Pass

11n40, U-NII-2C, 1 GHz to 18 GHz, Low Channel, ANT H

No.	Frequency (MHz)	Results (dBuV/m)	Factor (dB)	Limit (dBuV/m)	Over Limit (dB)	Detector	Table (Degree)	Height (cm)	Antenna	Verdict
1	1134.700	36.77	-18.49	74.0	-37.23	Peak	306.00	150	Horizontal	Pass
1**	1134.700	27.55	-18.49	54.0	-26.45	AV	306.00	150	Horizontal	Pass
2	2744.600	44.06	-10.90	74.0	-29.94	Peak	191.00	150	Horizontal	Pass
2**	2744.600	34.41	-10.90	54.0	-19.59	AV	191.00	150	Horizontal	Pass
3	4789.800	51.75	-2.77	74.0	-22.25	Peak	336.00	150	Horizontal	Pass
3**	4789.800	42.68	-2.77	54.0	-11.32	AV	336.00	150	Horizontal	Pass
4	5507.200	107.67	-2.43	--	--	Peak	129.00	150	Horizontal	N/A
4**	5507.200	100.04	-2.43	--	--	AV	129.00	150	Horizontal	N/A
5	11709.537	52.47	0.61	74.0	-21.53	Peak	141.00	150	Horizontal	Pass
5**	11709.537	43.01	0.61	54.0	-10.99	AV	141.00	150	Horizontal	Pass
6	15838.312	56.20	1.45	74.0	-17.80	Peak	254.00	150	Horizontal	Pass
6**	15838.312	46.93	1.45	54.0	-7.07	AV	254.00	150	Horizontal	Pass

11n40, U-NII-2C, 1 GHz to 18 GHz, Low Channel, ANT V

No.	Frequency (MHz)	Results (dBuV/m)	Factor (dB)	Limit (dBuV/m)	Over Limit (dB)	Detector	Table (Degree)	Height (cm)	Antenna	Verdict
1	1168.900	37.96	-18.10	74.0	-36.04	Peak	62.00	150	Vertical	Pass
1**	1168.900	27.75	-18.10	54.0	-26.25	AV	62.00	150	Vertical	Pass
2	2773.100	43.80	-10.48	74.0	-30.20	Peak	71.00	150	Vertical	Pass
2**	2773.100	34.30	-10.48	54.0	-19.70	AV	71.00	150	Vertical	Pass
3	4921.600	52.18	-2.53	74.0	-21.82	Peak	186.00	150	Vertical	Pass
3**	4921.600	43.79	-2.53	54.0	-10.21	AV	186.00	150	Vertical	Pass
4	5506.800	97.27	-2.40	--	--	Peak	45.00	150	Vertical	N/A
4**	5506.800	89.31	-2.40	--	--	AV	45.00	150	Vertical	N/A
5	11359.938	53.21	-0.24	74.0	-20.79	Peak	345.00	150	Vertical	Pass
5**	11359.938	42.55	-0.24	54.0	-11.45	AV	345.00	150	Vertical	Pass
6	15826.500	56.37	1.60	74.0	-17.63	Peak	164.00	150	Vertical	Pass
6**	15826.500	47.43	1.60	54.0	-6.57	AV	164.00	150	Vertical	Pass

11n40, U-NII-2C, 1 GHz to 18 GHz, Middle Channel, ANT H

No.	Frequency (MHz)	Results (dBuV/m)	Factor (dB)	Limit (dBuV/m)	Over Limit (dB)	Detector	Table (Degree)	Height (cm)	Antenna	Verdict
1	1143.900	36.64	-18.27	74.0	-37.36	Peak	310.00	150	Horizontal	Pass
1**	1143.900	28.21	-18.27	54.0	-25.79	AV	310.00	150	Horizontal	Pass
2	2814.900	44.20	-10.08	74.0	-29.80	Peak	114.00	150	Horizontal	Pass
2**	2814.900	35.30	-10.08	54.0	-18.70	AV	114.00	150	Horizontal	Pass
3	4884.800	52.28	-3.33	74.0	-21.72	Peak	257.00	150	Horizontal	Pass
3**	4884.800	42.69	-3.33	54.0	-11.31	AV	257.00	150	Horizontal	Pass
4	5587.200	108.20	-2.28	--	--	Peak	120.00	150	Horizontal	N/A
4**	5587.200	100.83	-2.28	--	--	AV	120.00	150	Horizontal	N/A
5	11694.588	53.00	0.21	74.0	-21.00	Peak	229.00	150	Horizontal	Pass
5**	11694.588	43.04	0.21	54.0	-10.96	AV	229.00	150	Horizontal	Pass
6	15846.187	56.94	1.36	74.0	-17.06	Peak	252.00	150	Horizontal	Pass
6**	15846.187	46.79	1.36	54.0	-7.21	AV	252.00	150	Horizontal	Pass

11n40, U-NII-2C, 1 GHz to 18 GHz, Middle Channel, ANT V

No.	Frequency (MHz)	Results (dBuV/m)	Factor (dB)	Limit (dBuV/m)	Over Limit (dB)	Detector	Table (Degree)	Height (cm)	Antenna	Verdict
1	1107.700	37.40	-18.55	74.0	-36.60	Peak	19.00	150	Vertical	Pass
1**	1107.700	27.58	-18.55	54.0	-26.42	AV	19.00	150	Vertical	Pass
2	2813.900	43.76	-10.03	74.0	-30.24	Peak	49.00	150	Vertical	Pass
2**	2813.900	34.68	-10.03	54.0	-19.32	AV	49.00	150	Vertical	Pass
3	4914.200	52.70	-2.29	74.0	-21.30	Peak	308.00	150	Vertical	Pass
3**	4914.200	42.74	-2.29	54.0	-11.26	AV	308.00	150	Vertical	Pass
4	5588.400	98.21	-2.32	--	--	Peak	10.00	150	Vertical	N/A
4**	5588.400	90.69	-2.32	--	--	AV	10.00	150	Vertical	N/A
5	11656.063	52.14	0.01	74.0	-21.86	Peak	349.00	150	Vertical	Pass
5**	11656.063	43.12	0.01	54.0	-10.88	AV	349.00	150	Vertical	Pass
6	15836.738	56.77	1.45	74.0	-17.23	Peak	215.00	150	Vertical	Pass
6**	15836.738	47.17	1.45	54.0	-6.83	AV	215.00	150	Vertical	Pass

11n40, U-NII-2C, 1 GHz to 18 GHz, High Channel, ANT H

No.	Frequency (MHz)	Results (dBuV/m)	Factor (dB)	Limit (dBuV/m)	Over Limit (dB)	Detector	Table (Degree)	Height (cm)	Antenna	Verdict
1	1119.900	36.93	-18.51	74.0	-37.07	Peak	79.00	150	Horizontal	Pass
1**	1119.900	27.96	-18.51	54.0	-26.04	AV	79.00	150	Horizontal	Pass
2	2752.800	45.05	-10.82	74.0	-28.95	Peak	286.00	150	Horizontal	Pass
2**	2752.800	34.26	-10.82	54.0	-19.74	AV	286.00	150	Horizontal	Pass
3	4906.200	52.98	-2.57	74.0	-21.02	Peak	4.00	150	Horizontal	Pass
3**	4906.200	43.51	-2.57	54.0	-10.49	AV	4.00	150	Horizontal	Pass
4	5672.200	108.30	-2.36	--	--	Peak	125.00	150	Horizontal	N/A
4**	5672.200	101.07	-2.36	--	--	AV	125.00	150	Horizontal	N/A
5	11681.651	52.79	0.16	74.0	-21.21	Peak	154.00	150	Horizontal	Pass
5**	11681.651	43.46	0.16	54.0	-10.54	AV	154.00	150	Horizontal	Pass
6	15562.162	55.30	1.20	74.0	-18.70	Peak	208.00	150	Horizontal	Pass
6**	15562.162	46.39	1.20	54.0	-7.61	AV	208.00	150	Horizontal	Pass

11n40, U-NII-2C, 1 GHz to 18 GHz, High Channel, ANT V

No.	Frequency (MHz)	Results (dBuV/m)	Factor (dB)	Limit (dBuV/m)	Over Limit (dB)	Detector	Table (Degree)	Height (cm)	Antenna	Verdict
1	1139.100	36.93	-18.32	74.0	-37.07	Peak	0.00	150	Vertical	Pass
1**	1139.100	27.41	-18.32	54.0	-26.59	AV	0.00	150	Vertical	Pass
2	2808.200	44.00	-10.29	74.0	-30.00	Peak	49.00	150	Vertical	Pass
2**	2808.200	34.68	-10.29	54.0	-19.32	AV	49.00	150	Vertical	Pass
3	4910.400	51.95	-2.45	74.0	-22.05	Peak	141.00	150	Vertical	Pass
3**	4910.400	42.08	-2.45	54.0	-11.92	AV	141.00	150	Vertical	Pass
4	5668.000	97.71	-2.39	--	--	Peak	14.00	150	Vertical	N/A
4**	5668.000	90.84	-2.39	--	--	AV	14.00	150	Vertical	N/A
5	11959.375	52.67	0.95	74.0	-21.33	Peak	73.00	150	Vertical	Pass
5**	11959.375	43.62	0.95	54.0	-10.38	AV	73.00	150	Vertical	Pass
6	15853.799	56.12	1.23	74.0	-17.88	Peak	147.00	150	Vertical	Pass
6**	15853.799	47.12	1.23	54.0	-6.88	AV	147.00	150	Vertical	Pass

11ac20, U-NII-2C, 1 GHz to 18 GHz, Low Channel, ANT H

No.	Frequency (MHz)	Results (dBuV/m)	Factor (dB)	Limit (dBuV/m)	Over Limit (dB)	Detector	Table (Degree)	Height (cm)	Antenna	Verdict
1	1087.400	36.74	-18.54	74.0	-37.26	Peak	192.00	150	Horizontal	Pass
1**	1087.400	27.83	-18.54	54.0	-26.17	AV	192.00	150	Horizontal	Pass
2	2799.900	43.25	-10.56	74.0	-30.75	Peak	256.00	150	Horizontal	Pass
2**	2799.900	34.90	-10.56	54.0	-19.10	AV	256.00	150	Horizontal	Pass
3	4799.800	51.75	-2.55	74.0	-22.25	Peak	333.00	150	Horizontal	Pass
3**	4799.800	43.16	-2.55	54.0	-10.84	AV	333.00	150	Horizontal	Pass
4	5501.600	110.78	-2.19	--	--	Peak	126.00	150	Horizontal	Pass
4**	5501.600	103.65	-2.19	--	--	AV	126.00	150	Horizontal	N/A
5	11763.588	52.25	1.28	74.0	-21.75	Peak	323.00	150	Horizontal	Pass
5**	11763.588	43.31	1.28	54.0	-10.69	AV	323.00	150	Horizontal	Pass
6	15844.612	56.23	1.37	74.0	-17.77	Peak	70.00	150	Horizontal	Pass
6**	15844.612	46.67	1.37	54.0	-7.33	AV	70.00	150	Horizontal	Pass

11ac20, U-NII-2C, 1 GHz to 18 GHz, Low Channel, ANT V

No.	Frequency (MHz)	Results (dBuV/m)	Factor (dB)	Limit (dBuV/m)	Over Limit (dB)	Detector	Table (Degree)	Height (cm)	Antenna	Verdict
1	1178.600	36.66	-18.06	74.0	-37.34	Peak	7.00	150	Vertical	Pass
1**	1178.600	27.80	-18.06	54.0	-26.20	AV	7.00	150	Vertical	Pass
2	2802.000	43.23	-10.49	74.0	-30.77	Peak	326.00	150	Vertical	Pass
2**	2802.000	34.75	-10.49	54.0	-19.25	AV	326.00	150	Vertical	Pass
3	4812.000	52.00	-3.03	74.0	-22.00	Peak	6.00	150	Vertical	Pass
3**	4812.000	42.70	-3.03	54.0	-11.30	AV	6.00	150	Vertical	Pass
4	5501.600	100.07	-2.19	--	--	Peak	244.00	150	Vertical	N/A
4**	5501.600	93.12	-2.19	--	--	AV	244.00	150	Vertical	N/A
5	11565.213	51.94	-0.41	74.0	-22.06	Peak	219.00	150	Vertical	Pass
5**	11565.213	43.48	-0.41	54.0	-10.52	AV	219.00	150	Vertical	Pass
6	16097.662	55.97	1.26	74.0	-18.03	Peak	317.00	150	Vertical	Pass
6**	16097.662	46.58	1.26	54.0	-7.42	AV	317.00	150	Vertical	Pass

11ac20, U-NII-2C, 1 GHz to 18 GHz, Middle Channel, ANT H

No.	Frequency (MHz)	Results (dBuV/m)	Factor (dB)	Limit (dBuV/m)	Over Limit (dB)	Detector	Table (Degree)	Height (cm)	Antenna	Verdict
1	1076.100	36.53	-18.51	74.0	-37.47	Peak	303.00	150	Horizontal	Pass
1**	1076.100	27.48	-18.51	54.0	-26.52	AV	303.00	150	Horizontal	Pass
2	2787.100	43.56	-10.50	74.0	-30.44	Peak	21.00	150	Horizontal	Pass
2**	2787.100	34.71	-10.50	54.0	-19.29	AV	21.00	150	Horizontal	Pass
3	4785.600	51.39	-2.74	74.0	-22.61	Peak	34.00	150	Horizontal	Pass
3**	4785.600	42.35	-2.74	54.0	-11.65	AV	34.00	150	Horizontal	Pass
4	5577.200	112.35	-2.18	--	--	Peak	133.00	150	Horizontal	N/A
4**	5577.200	103.58	-2.18	--	--	AV	133.00	150	Horizontal	N/A
5	11678.488	52.24	0.19	74.0	-21.76	Peak	296.00	150	Horizontal	Pass
5**	11678.488	42.74	0.19	54.0	-11.26	AV	296.00	150	Horizontal	Pass
6	16087.687	55.86	1.48	74.0	-18.14	Peak	110.00	150	Horizontal	Pass
6**	16087.687	47.18	1.48	54.0	-6.82	AV	110.00	150	Horizontal	Pass

11ac20, U-NII-2C, 1 GHz to 18 GHz, Middle Channel, ANT V

No.	Frequency (MHz)	Results (dBuV/m)	Factor (dB)	Limit (dBuV/m)	Over Limit (dB)	Detector	Table (Degree)	Height (cm)	Antenna	Verdict
1	1124.700	36.38	-18.47	74.0	-37.62	Peak	360.00	150	Vertical	Pass
1**	1124.700	27.94	-18.47	54.0	-26.06	AV	360.00	150	Vertical	Pass
2	2837.300	44.32	-10.38	74.0	-29.68	Peak	24.00	150	Vertical	Pass
2**	2837.300	34.72	-10.38	54.0	-19.28	AV	24.00	150	Vertical	Pass
3	4893.800	52.12	-3.20	74.0	-21.88	Peak	158.00	150	Vertical	Pass
3**	4893.800	43.06	-3.20	54.0	-10.94	AV	158.00	150	Vertical	Pass
4	5580.000	101.94	-2.22	--	--	Peak	18.00	150	Vertical	N/A
4**	5580.000	92.78	-2.22	--	--	AV	18.00	150	Vertical	N/A
5	11392.137	52.74	-0.20	74.0	-21.26	Peak	360.00	150	Vertical	Pass
5**	11392.137	42.90	-0.20	54.0	-11.10	AV	360.00	150	Vertical	Pass
6	15603.900	56.40	1.08	74.0	-17.60	Peak	6.00	150	Vertical	Pass
6**	15603.900	46.15	1.08	54.0	-7.85	AV	6.00	150	Vertical	Pass

11ac20, U-NII-2C, 1 GHz to 18 GHz, High Channel, ANT H

No.	Frequency (MHz)	Results (dBuV/m)	Factor (dB)	Limit (dBuV/m)	Over Limit (dB)	Detector	Table (Degree)	Height (cm)	Antenna	Verdict
1	1531.000	38.09	-17.59	74.0	-35.91	Peak	144.00	150	Horizontal	Pass
1**	1531.000	29.54	-17.59	54.0	-24.46	AV	144.00	150	Horizontal	Pass
2	2787.900	43.82	-10.55	74.0	-30.18	Peak	0.00	150	Horizontal	Pass
2**	2787.900	34.18	-10.55	54.0	-19.82	AV	0.00	150	Horizontal	Pass
3	4056.600	48.38	-4.88	74.0	-25.62	Peak	153.00	150	Horizontal	Pass
3**	4056.600	39.37	-4.88	54.0	-14.63	AV	153.00	150	Horizontal	Pass
4	5701.400	110.09	-2.10	--	--	Peak	128.00	150	Horizontal	N/A
4**	5701.400	103.16	-2.10	--	--	AV	128.00	150	Horizontal	N/A
5	11590.799	51.52	-0.21	74.0	-22.48	Peak	157.00	150	Horizontal	Pass
5**	11590.799	43.11	-0.21	54.0	-10.89	AV	157.00	150	Horizontal	Pass
6	15827.287	55.09	1.57	74.0	-18.91	Peak	0.00	150	Horizontal	Pass
6**	15827.287	46.60	1.57	54.0	-7.40	AV	0.00	150	Horizontal	Pass

11ac20, U-NII-2C, 1 GHz to 18 GHz, High Channel, ANT V

No.	Frequency (MHz)	Results (dBuV/m)	Factor (dB)	Limit (dBuV/m)	Over Limit (dB)	Detector	Table (Degree)	Height (cm)	Antenna	Verdict
1	1476.100	38.48	-17.57	74.0	-35.52	Peak	285.00	150	Vertical	Pass
1**	1476.100	29.09	-17.57	54.0	-24.91	AV	285.00	150	Vertical	Pass
2	2839.100	44.00	-10.25	74.0	-30.00	Peak	177.00	150	Vertical	Pass
2**	2839.100	33.99	-10.25	54.0	-20.01	AV	177.00	150	Vertical	Pass
3	4050.000	48.77	-4.74	74.0	-25.23	Peak	360.00	150	Vertical	Pass
3**	4050.000	39.84	-4.74	54.0	-14.16	AV	360.00	150	Vertical	Pass
4	5698.800	100.39	-2.04	--	--	Peak	7.00	150	Vertical	N/A
4**	5698.800	93.70	-2.04	--	--	AV	7.00	150	Vertical	N/A
5	11674.463	53.22	0.26	74.0	-20.78	Peak	142.00	150	Vertical	Pass
5**	11674.463	43.04	0.26	54.0	-10.96	AV	142.00	150	Vertical	Pass
6	15842.775	55.26	1.40	74.0	-18.74	Peak	337.00	150	Vertical	Pass
6**	15842.775	46.91	1.40	54.0	-7.09	AV	337.00	150	Vertical	Pass

11ac40, U-NII-2C, 1 GHz to 18 GHz, Low Channel, ANT H

No.	Frequency (MHz)	Results (dBuV/m)	Factor (dB)	Limit (dBuV/m)	Over Limit (dB)	Detector	Table (Degree)	Height (cm)	Antenna	Verdict
1	1475.800	38.46	-17.55	74.0	-35.54	Peak	235.00	150	Horizontal	Pass
1**	1475.800	28.10	-17.55	54.0	-25.90	AV	235.00	150	Horizontal	Pass
2	2806.200	43.82	-10.33	74.0	-30.18	Peak	360.00	150	Horizontal	Pass
2**	2806.200	34.59	-10.33	54.0	-19.41	AV	360.00	150	Horizontal	Pass
3	4117.600	49.07	-5.45	74.0	-24.93	Peak	360.00	150	Horizontal	Pass
3**	4117.600	39.36	-5.45	54.0	-14.64	AV	360.00	150	Horizontal	Pass
4	5511.800	109.06	-2.58	--	--	Peak	128.00	150	Horizontal	N/A
4**	5511.800	101.22	-2.58	--	--	AV	128.00	150	Horizontal	N/A
5	11647.725	52.80	-0.18	74.0	-21.20	Peak	268.00	150	Horizontal	Pass
5**	11647.725	43.06	-0.18	54.0	-10.94	AV	268.00	150	Horizontal	Pass
6	15845.925	55.98	1.36	74.0	-18.02	Peak	238.00	150	Horizontal	Pass
6**	15845.925	46.84	1.36	54.0	-7.16	AV	238.00	150	Horizontal	Pass

11ac40, U-NII-2C, 1 GHz to 18 GHz, Low Channel, ANT V

No.	Frequency (MHz)	Results (dBuV/m)	Factor (dB)	Limit (dBuV/m)	Over Limit (dB)	Detector	Table (Degree)	Height (cm)	Antenna	Verdict
1	1389.000	38.37	-17.46	74.0	-35.63	Peak	66.00	150	Vertical	Pass
1**	1389.000	29.31	-17.46	54.0	-24.69	AV	66.00	150	Vertical	Pass
2	2827.900	44.49	-10.32	74.0	-29.51	Peak	239.00	150	Vertical	Pass
2**	2827.900	35.63	-10.32	54.0	-18.37	AV	239.00	150	Vertical	Pass
3	3970.600	49.04	-5.14	74.0	-24.96	Peak	215.00	150	Vertical	Pass
3**	3970.600	40.52	-5.14	54.0	-13.48	AV	215.00	150	Vertical	Pass
4	5506.600	97.28	-2.38	--	--	Peak	253.00	150	Vertical	N/A
4**	5506.600	89.81	-2.38	--	--	AV	253.00	150	Vertical	N/A
5	11754.675	52.66	1.04	74.0	-21.34	Peak	360.00	150	Vertical	Pass
5**	11754.675	42.75	1.04	54.0	-11.25	AV	360.00	150	Vertical	Pass
6	15837.525	55.76	1.45	74.0	-18.24	Peak	0.00	150	Vertical	Pass
6**	15837.525	47.25	1.45	54.0	-6.75	AV	0.00	150	Vertical	Pass

11ac40, U-NII-2C, 1 GHz to 18 GHz, Middle Channel, ANT H

No.	Frequency (MHz)	Results (dBuV/m)	Factor (dB)	Limit (dBuV/m)	Over Limit (dB)	Detector	Table (Degree)	Height (cm)	Antenna	Verdict
1	1550.400	38.70	-17.41	74.0	-35.30	Peak	57.00	150	Horizontal	Pass
1**	1550.400	29.85	-17.41	54.0	-24.15	AV	57.00	150	Horizontal	Pass
2	2783.800	43.64	-10.57	74.0	-30.36	Peak	72.00	150	Horizontal	Pass
2**	2783.800	35.10	-10.57	54.0	-18.90	AV	72.00	150	Horizontal	Pass
3	3946.000	48.74	-5.13	74.0	-25.26	Peak	314.00	150	Horizontal	Pass
3**	3946.000	39.83	-5.13	54.0	-14.17	AV	314.00	150	Horizontal	Pass
4	5586.800	108.95	-2.26	--	--	Peak	126.00	150	Horizontal	N/A
4**	5586.800	101.63	-2.26	--	--	AV	126.00	150	Horizontal	N/A
5	11958.225	52.98	1.01	74.0	-21.02	Peak	336.00	150	Horizontal	Pass
5**	11958.225	43.90	1.01	54.0	-10.10	AV	336.00	150	Horizontal	Pass
6	15628.049	55.91	1.71	74.0	-18.09	Peak	175.00	150	Horizontal	Pass
6**	15628.049	46.44	1.71	54.0	-7.56	AV	175.00	150	Horizontal	Pass

11ac40, U-NII-2C, 1 GHz to 18 GHz, Middle Channel, ANT V

No.	Frequency (MHz)	Results (dBuV/m)	Factor (dB)	Limit (dBuV/m)	Over Limit (dB)	Detector	Table (Degree)	Height (cm)	Antenna	Verdict
1	1571.400	38.67	-17.52	74.0	-35.33	Peak	360.00	150	Vertical	Pass
1**	1571.400	28.60	-17.52	54.0	-25.40	AV	360.00	150	Vertical	Pass
2	2744.300	44.00	-10.92	74.0	-30.00	Peak	156.00	150	Vertical	Pass
2**	2744.300	35.18	-10.92	54.0	-18.82	AV	156.00	150	Vertical	Pass
3	4069.000	48.54	-5.43	74.0	-25.46	Peak	0.00	150	Vertical	Pass
3**	4069.000	39.01	-5.43	54.0	-14.99	AV	0.00	150	Vertical	Pass
4	5587.000	98.74	-2.27	--	--	Peak	10.00	150	Vertical	N/A
4**	5587.000	92.08	-2.27	--	--	AV	10.00	150	Vertical	N/A
5	11940.975	53.18	1.66	74.0	-20.82	Peak	360.00	150	Vertical	Pass
5**	11940.975	44.00	1.66	54.0	-10.00	AV	360.00	150	Vertical	Pass
6	15827.287	55.94	1.57	74.0	-18.06	Peak	211.00	150	Vertical	Pass
6**	15827.287	46.77	1.57	54.0	-7.23	AV	211.00	150	Vertical	Pass

11ac40, U-NII-2C, 1 GHz to 18 GHz, High Channel, ANT H

No.	Frequency (MHz)	Results (dBuV/m)	Factor (dB)	Limit (dBuV/m)	Over Limit (dB)	Detector	Table (Degree)	Height (cm)	Antenna	Verdict
1	1365.800	39.32	-17.43	74.0	-34.68	Peak	347.00	150	Horizontal	Pass
1**	1365.800	29.10	-17.43	54.0	-24.90	AV	347.00	150	Horizontal	Pass
2	2804.100	44.10	-10.39	74.0	-29.90	Peak	93.00	150	Horizontal	Pass
2**	2804.100	34.33	-10.39	54.0	-19.67	AV	93.00	150	Horizontal	Pass
3	3935.800	49.18	-5.75	74.0	-24.82	Peak	265.00	150	Horizontal	Pass
3**	3935.800	39.62	-5.75	54.0	-14.38	AV	265.00	150	Horizontal	Pass
4	5667.400	108.42	-2.34	--	--	Peak	128.00	150	Horizontal	N/A
4**	5667.400	100.19	-2.34	--	--	AV	128.00	150	Horizontal	N/A
5	11632.487	52.67	-0.21	74.0	-21.33	Peak	14.00	150	Horizontal	Pass
5**	11632.487	43.69	-0.21	54.0	-10.31	AV	14.00	150	Horizontal	Pass
6	15840.938	55.80	1.43	74.0	-18.20	Peak	0.00	150	Horizontal	Pass
6**	15840.938	46.71	1.43	54.0	-7.29	AV	0.00	150	Horizontal	Pass

11ac40, U-NII-2C, 1 GHz to 18 GHz, High Channel, ANT V

No.	Frequency (MHz)	Results (dBuV/m)	Factor (dB)	Limit (dBuV/m)	Over Limit (dB)	Detector	Table (Degree)	Height (cm)	Antenna	Verdict
1	1529.600	38.52	-17.54	74.0	-35.48	Peak	210.00	150	Vertical	Pass
1**	1529.600	28.93	-17.54	54.0	-25.07	AV	210.00	150	Vertical	Pass
2	2813.000	44.46	-10.06	74.0	-29.54	Peak	95.00	150	Vertical	Pass
2**	2813.000	34.42	-10.06	54.0	-19.58	AV	95.00	150	Vertical	Pass
3	4049.800	49.58	-4.73	74.0	-24.42	Peak	37.00	150	Vertical	Pass
3**	4049.800	39.46	-4.73	54.0	-14.54	AV	37.00	150	Vertical	Pass
4	5671.600	97.84	-2.38	--	--	Peak	13.00	150	Vertical	N/A
4**	5671.600	90.20	-2.38	--	--	AV	13.00	150	Vertical	N/A
5	11354.474	53.11	-0.14	74.0	-20.89	Peak	193.00	150	Vertical	Pass
5**	11354.474	43.92	-0.14	54.0	-10.08	AV	193.00	150	Vertical	Pass
6	15813.638	56.13	2.09	74.0	-17.87	Peak	0.00	150	Vertical	Pass
6**	15813.638	46.08	2.09	54.0	-7.92	AV	0.00	150	Vertical	Pass

11ac80, U-NII-2C, 1 GHz to 18 GHz, Low Channel, ANT H

No.	Frequency (MHz)	Results (dBuV/m)	Factor (dB)	Limit (dBuV/m)	Over Limit (dB)	Detector	Table (Degree)	Height (cm)	Antenna	Verdict
1	1519.600	38.64	-17.68	74.0	-35.36	Peak	142.00	150	Horizontal	Pass
1**	1519.600	29.48	-17.68	54.0	-24.52	AV	142.00	150	Horizontal	Pass
2	2846.900	44.00	-10.31	74.0	-30.00	Peak	79.00	150	Horizontal	Pass
2**	2846.900	34.79	-10.31	54.0	-19.21	AV	79.00	150	Horizontal	Pass
3	3951.600	48.60	-4.71	74.0	-25.40	Peak	214.00	150	Horizontal	Pass
3**	3951.600	39.62	-4.71	54.0	-14.38	AV	214.00	150	Horizontal	Pass
4	5523.600	105.55	-2.41	--	--	Peak	125.00	150	Horizontal	N/A
4**	5523.600	97.92	-2.41	--	--	AV	125.00	150	Horizontal	N/A
5	11950.750	53.27	1.36	74.0	-20.73	Peak	71.00	150	Horizontal	Pass
5**	11950.750	43.62	1.36	54.0	-10.38	AV	71.00	150	Horizontal	Pass
6	15846.713	55.65	1.36	74.0	-18.35	Peak	273.00	150	Horizontal	Pass
6**	15846.713	47.49	1.36	54.0	-6.51	AV	273.00	150	Horizontal	Pass

11ac80, U-NII-2C, 1 GHz to 18 GHz, Low Channel, ANT V

No.	Frequency (MHz)	Results (dBuV/m)	Factor (dB)	Limit (dBuV/m)	Over Limit (dB)	Detector	Table (Degree)	Height (cm)	Antenna	Verdict
1	1580.300	38.67	-17.54	74.0	-35.33	Peak	7.00	150	Vertical	Pass
1**	1580.300	29.49	-17.54	54.0	-24.51	AV	7.00	150	Vertical	Pass
2	2776.300	44.54	-10.46	74.0	-29.46	Peak	360.00	150	Vertical	Pass
2**	2776.300	35.12	-10.46	54.0	-18.88	AV	360.00	150	Vertical	Pass
3	4008.200	49.07	-5.23	74.0	-24.93	Peak	360.00	150	Vertical	Pass
3**	4008.200	39.12	-5.23	54.0	-14.88	AV	360.00	150	Vertical	Pass
4	5527.000	96.10	-2.37	--	--	Peak	34.00	150	Vertical	N/A
4**	5527.000	87.99	-2.37	--	--	AV	34.00	150	Vertical	N/A
5	11384.662	52.20	-0.26	74.0	-21.80	Peak	1.00	150	Vertical	Pass
5**	11384.662	42.91	-0.26	54.0	-11.09	AV	1.00	150	Vertical	Pass
6	15838.312	56.02	1.45	74.0	-17.98	Peak	305.00	150	Vertical	Pass
6**	15838.312	46.56	1.45	54.0	-7.44	AV	305.00	150	Vertical	Pass

11ac80, U-NII-2C, 1 GHz to 18 GHz, High Channel, ANT H

No.	Frequency (MHz)	Results (dBuV/m)	Factor (dB)	Limit (dBuV/m)	Over Limit (dB)	Detector	Table (Degree)	Height (cm)	Antenna	Verdict
1	1491.100	38.31	-17.48	74.0	-35.69	Peak	62.00	150	Horizontal	Pass
1**	1491.100	28.93	-17.48	54.0	-25.07	AV	62.00	150	Horizontal	Pass
2	2779.700	43.92	-10.43	74.0	-30.08	Peak	332.00	150	Horizontal	Pass
2**	2779.700	34.29	-10.43	54.0	-19.71	AV	332.00	150	Horizontal	Pass
3	4032.800	48.78	-5.09	74.0	-25.22	Peak	260.00	150	Horizontal	Pass
3**	4032.800	39.63	-5.09	54.0	-14.37	AV	260.00	150	Horizontal	Pass
4	5603.600	104.93	-2.63	--	--	Peak	128.00	150	Horizontal	N/A
4**	5603.600	96.69	-2.63	--	--	AV	128.00	150	Horizontal	N/A
5	11937.237	53.03	1.69	74.0	-20.97	Peak	256.00	150	Horizontal	Pass
5**	11937.237	44.41	1.69	54.0	-9.59	AV	256.00	150	Horizontal	Pass
6	15814.162	55.86	2.08	74.0	-18.14	Peak	84.00	150	Horizontal	Pass
6**	15814.162	46.88	2.08	54.0	-7.12	AV	84.00	150	Horizontal	Pass

11ac80, U-NII-2C, 1 GHz to 18 GHz, High Channel, ANT V

No.	Frequency (MHz)	Results (dBuV/m)	Factor (dB)	Limit (dBuV/m)	Over Limit (dB)	Detector	Table (Degree)	Height (cm)	Antenna	Verdict
1	1490.600	38.28	-17.48	74.0	-35.72	Peak	81.00	150	Vertical	Pass
1**	1490.600	29.27	-17.48	54.0	-24.73	AV	81.00	150	Vertical	Pass
2	2773.700	43.89	-10.48	74.0	-30.11	Peak	0.00	150	Vertical	Pass
2**	2773.700	35.08	-10.48	54.0	-18.92	AV	0.00	150	Vertical	Pass
3	3954.600	48.98	-4.73	74.0	-25.02	Peak	360.00	150	Vertical	Pass
3**	3954.600	39.98	-4.73	54.0	-14.02	AV	360.00	150	Vertical	Pass
4	5623.200	95.82	-2.63	--	--	Peak	12.00	150	Vertical	N/A
4**	5623.200	87.27	-2.63	--	--	AV	12.00	150	Vertical	N/A
5	11939.250	52.98	1.69	74.0	-21.02	Peak	357.00	150	Vertical	Pass
5**	11939.250	45.06	1.69	54.0	-8.94	AV	357.00	150	Vertical	Pass
6	15844.350	55.95	1.38	74.0	-18.05	Peak	336.00	150	Vertical	Pass
6**	15844.350	46.82	1.38	54.0	-7.18	AV	336.00	150	Vertical	Pass

11a, U-NII-3, 1 GHz to 18 GHz, Low Channel, ANT H

No.	Frequency (MHz)	Results (dBuV/m)	Factor (dB)	Limit (dBuV/m)	Over Limit (dB)	Detector	Table (Degree)	Height (cm)	Antenna	Verdict
1	1544.800	37.90	-17.50	74.0	-36.10	Peak	105.00	150	Horizontal	Pass
1**	1544.800	28.91	-17.50	54.0	-25.09	AV	105.00	150	Horizontal	Pass
2	2824.500	44.38	-10.32	74.0	-29.62	Peak	89.00	150	Horizontal	Pass
2**	2824.500	34.91	-10.32	54.0	-19.09	AV	89.00	150	Horizontal	Pass
3	3917.200	49.28	-5.31	74.0	-24.72	Peak	133.00	150	Horizontal	Pass
3**	3917.200	38.74	-5.31	54.0	-15.26	AV	133.00	150	Horizontal	Pass
4	5748.200	111.80	-2.17	--	--	Peak	147.00	150	Horizontal	N/A
4**	5748.200	104.52	-2.17	--	--	AV	147.00	150	Horizontal	N/A
5	11633.063	52.71	-0.21	74.0	-21.29	Peak	77.00	150	Horizontal	Pass
5**	11633.063	42.98	-0.21	54.0	-11.02	AV	77.00	150	Horizontal	Pass
6	15628.049	56.21	1.71	74.0	-17.79	Peak	58.00	150	Horizontal	Pass
6**	15628.049	46.72	1.71	54.0	-7.28	AV	58.00	150	Horizontal	Pass

11a, U-NII-3, 1 GHz to 18 GHz, Low Channel, ANT V

No.	Frequency (MHz)	Results (dBuV/m)	Factor (dB)	Limit (dBuV/m)	Over Limit (dB)	Detector	Table (Degree)	Height (cm)	Antenna	Verdict
1	1507.400	38.18	-17.59	74.0	-35.82	Peak	217.00	150	Vertical	Pass
1**	1507.400	28.61	-17.59	54.0	-25.39	AV	217.00	150	Vertical	Pass
2	2753.900	44.48	-10.77	74.0	-29.52	Peak	304.00	150	Vertical	Pass
2**	2753.900	34.10	-10.77	54.0	-19.90	AV	304.00	150	Vertical	Pass
3	4053.400	48.92	-4.88	74.0	-25.08	Peak	289.00	150	Vertical	Pass
3**	4053.400	38.85	-4.88	54.0	-15.15	AV	289.00	150	Vertical	Pass
4	5743.200	102.60	-2.27	--	--	Peak	50.00	150	Vertical	N/A
4**	5743.200	94.64	-2.27	--	--	AV	50.00	150	Vertical	N/A
5	11553.138	53.02	-0.43	74.0	-20.98	Peak	177.00	150	Vertical	Pass
5**	11553.138	43.61	-0.43	54.0	-10.39	AV	177.00	150	Vertical	Pass
6	15842.513	56.02	1.41	74.0	-17.98	Peak	127.00	150	Vertical	Pass
6**	15842.513	48.70	1.41	54.0	-5.30	AV	127.00	150	Vertical	Pass

11a, U-NII-3, 1 GHz to 18 GHz, Middle Channel, ANT H

No.	Frequency (MHz)	Results (dBuV/m)	Factor (dB)	Limit (dBuV/m)	Over Limit (dB)	Detector	Table (Degree)	Height (cm)	Antenna	Verdict
1	1521.200	38.35	-17.67	74.0	-35.65	Peak	242.00	150	Horizontal	Pass
1**	1521.200	28.88	-17.67	54.0	-25.12	AV	242.00	150	Horizontal	Pass
2	2782.600	43.86	-10.46	74.0	-30.14	Peak	203.00	150	Horizontal	Pass
2**	2782.600	34.10	-10.46	54.0	-19.90	AV	203.00	150	Horizontal	Pass
3	3981.200	48.53	-5.58	74.0	-25.47	Peak	162.00	150	Horizontal	Pass
3**	3981.200	39.52	-5.58	54.0	-14.48	AV	162.00	150	Horizontal	Pass
4	5786.200	111.28	-2.45	--	--	Peak	148.00	150	Horizontal	N/A
4**	5786.200	103.80	-2.45	--	--	AV	148.00	150	Horizontal	N/A
5	11636.513	52.63	-0.22	74.0	-21.37	Peak	255.00	150	Horizontal	Pass
5**	11636.513	44.00	-0.22	54.0	-10.00	AV	255.00	150	Horizontal	Pass
6	15840.151	56.14	1.44	74.0	-17.86	Peak	101.00	150	Horizontal	Pass
6**	15840.151	46.91	1.44	54.0	-7.09	AV	101.00	150	Horizontal	Pass

11a, U-NII-3, 1 GHz to 18 GHz, Middle Channel, ANT V

No.	Frequency (MHz)	Results (dBuV/m)	Factor (dB)	Limit (dBuV/m)	Over Limit (dB)	Detector	Table (Degree)	Height (cm)	Antenna	Verdict
1	1504.300	38.37	-17.58	74.0	-35.63	Peak	235.00	150	Vertical	Pass
1**	1504.300	28.47	-17.58	54.0	-25.53	AV	235.00	150	Vertical	Pass
2	2822.200	43.56	-10.24	74.0	-30.44	Peak	0.00	150	Vertical	Pass
2**	2822.200	34.52	-10.24	54.0	-19.48	AV	0.00	150	Vertical	Pass
3	3994.400	50.16	-5.40	74.0	-23.84	Peak	212.00	150	Vertical	Pass
3**	3994.400	39.00	-5.40	54.0	-15.00	AV	212.00	150	Vertical	Pass
4	5783.400	101.79	-2.25	--	--	Peak	23.00	150	Vertical	N/A
4**	5783.400	94.25	-2.25	--	--	AV	23.00	150	Vertical	N/A
5	11637.662	52.79	-0.23	74.0	-21.21	Peak	83.00	150	Vertical	Pass
5**	11637.662	43.87	-0.23	54.0	-10.13	AV	83.00	150	Vertical	Pass
6	15626.474	56.31	1.72	74.0	-17.69	Peak	0.00	150	Vertical	Pass
6**	15626.474	46.06	1.72	54.0	-7.94	AV	0.00	150	Vertical	Pass

11a, U-NII-3, 1 GHz to 18 GHz, High Channel, ANT H

No.	Frequency (MHz)	Results (dBuV/m)	Factor (dB)	Limit (dBuV/m)	Over Limit (dB)	Detector	Table (Degree)	Height (cm)	Antenna	Verdict
1	1555.800	38.35	-17.49	74.0	-35.65	Peak	31.00	150	Horizontal	Pass
1**	1555.800	28.94	-17.49	54.0	-25.06	AV	31.00	150	Horizontal	Pass
2	2806.000	43.68	-10.34	74.0	-30.32	Peak	227.00	150	Horizontal	Pass
2**	2806.000	35.26	-10.34	54.0	-18.74	AV	227.00	150	Horizontal	Pass
3	3963.600	49.05	-4.80	74.0	-24.95	Peak	316.00	150	Horizontal	Pass
3**	3963.600	39.86	-4.80	54.0	-14.14	AV	316.00	150	Horizontal	Pass
4	5823.600	110.61	-2.41	--	--	Peak	150.00	150	Horizontal	N/A
4**	5823.600	103.61	-2.41	--	--	AV	150.00	150	Horizontal	N/A
5	11942.412	52.59	1.62	74.0	-21.41	Peak	148.00	150	Horizontal	Pass
5**	11942.412	44.46	1.62	54.0	-9.54	AV	148.00	150	Horizontal	Pass
6	15757.725	55.40	0.88	74.0	-18.60	Peak	213.00	150	Horizontal	Pass
6**	15757.725	45.92	0.88	54.0	-8.08	AV	213.00	150	Horizontal	Pass

11a, U-NII-3, 1 GHz to 18 GHz, High Channel, ANT V

No.	Frequency (MHz)	Results (dBuV/m)	Factor (dB)	Limit (dBuV/m)	Over Limit (dB)	Detector	Table (Degree)	Height (cm)	Antenna	Verdict
1	1521.200	37.75	-17.67	74.0	-36.25	Peak	67.00	150	Vertical	Pass
1**	1521.200	28.93	-17.67	54.0	-25.07	AV	67.00	150	Vertical	Pass
2	2780.600	44.50	-10.41	74.0	-29.50	Peak	140.00	150	Vertical	Pass
2**	2780.600	34.41	-10.41	54.0	-19.59	AV	140.00	150	Vertical	Pass
3	3938.000	48.78	-5.59	74.0	-25.22	Peak	248.00	150	Vertical	Pass
3**	3938.000	39.63	-5.59	54.0	-14.37	AV	248.00	150	Vertical	Pass
4	5823.600	101.59	-2.41	--	--	Peak	122.00	150	Vertical	N/A
4**	5823.600	93.64	-2.41	--	--	AV	122.00	150	Vertical	N/A
5	11636.225	52.64	-0.22	74.0	-21.36	Peak	0.00	150	Vertical	Pass
5**	11636.225	42.85	-0.22	54.0	-11.15	AV	0.00	150	Vertical	Pass
6	15507.299	55.70	1.35	74.0	-18.30	Peak	360.00	150	Vertical	Pass
6**	15507.299	45.75	1.35	54.0	-8.25	AV	360.00	150	Vertical	Pass

11n20, U-NII-3, 1 GHz to 18 GHz, Low Channel, ANT H

No.	Frequency (MHz)	Results (dBuV/m)	Factor (dB)	Limit (dBuV/m)	Over Limit (dB)	Detector	Table (Degree)	Height (cm)	Antenna	Verdict
1	1545.000	38.04	-17.49	74.0	-35.96	Peak	70.00	150	Horizontal	Pass
1**	1545.000	28.77	-17.49	54.0	-25.23	AV	70.00	150	Horizontal	Pass
2	2790.000	44.44	-10.59	74.0	-29.56	Peak	363.00	150	Horizontal	Pass
2**	2790.000	34.17	-10.59	54.0	-19.83	AV	363.00	150	Horizontal	Pass
3	3924.600	49.23	-5.39	74.0	-24.77	Peak	0.00	150	Horizontal	Pass
3**	3924.600	39.29	-5.39	54.0	-14.71	AV	0.00	150	Horizontal	Pass
4	5743.200	111.12	-2.27	--	--	Peak	135.00	150	Horizontal	N/A
4**	5743.200	103.33	-2.27	--	--	AV	135.00	150	Horizontal	N/A
5	11662.387	52.60	0.15	74.0	-21.40	Peak	69.00	150	Horizontal	Pass
5**	11662.387	44.43	0.15	54.0	-9.57	AV	69.00	150	Horizontal	Pass
6	15631.462	56.14	1.66	74.0	-17.86	Peak	236.00	150	Horizontal	Pass
6**	15631.462	45.93	1.66	54.0	-8.07	AV	236.00	150	Horizontal	Pass

11n20, U-NII-3, 1 GHz to 18 GHz, Low Channel, ANT V

No.	Frequency (MHz)	Results (dBuV/m)	Factor (dB)	Limit (dBuV/m)	Over Limit (dB)	Detector	Table (Degree)	Height (cm)	Antenna	Verdict
1	1540.900	38.40	-17.52	74.0	-35.60	Peak	269.00	150	Vertical	Pass
1**	1540.900	28.69	-17.52	54.0	-25.31	AV	269.00	150	Vertical	Pass
2	2773.200	43.55	-10.48	74.0	-30.45	Peak	134.00	150	Vertical	Pass
2**	2773.200	34.58	-10.48	54.0	-19.42	AV	134.00	150	Vertical	Pass
3	3920.800	49.49	-5.35	74.0	-24.51	Peak	0.00	150	Vertical	Pass
3**	3920.800	39.55	-5.35	54.0	-14.45	AV	0.00	150	Vertical	Pass
4	5748.000	100.23	-2.20	--	--	Peak	109.00	150	Vertical	N/A
4**	5748.000	93.28	-2.20	--	--	AV	109.00	150	Vertical	N/A
5	11936.950	53.33	1.69	74.0	-20.67	Peak	360.00	150	Vertical	Pass
5**	11936.950	43.95	1.69	54.0	-10.05	AV	360.00	150	Vertical	Pass
6	15851.175	55.56	1.30	74.0	-18.44	Peak	0.00	150	Vertical	Pass
6**	15851.175	47.67	1.30	54.0	-6.33	AV	0.00	150	Vertical	Pass

11n20, U-NII-3, 1 GHz to 18 GHz, Middle Channel, ANT H

No.	Frequency (MHz)	Results (dBuV/m)	Factor (dB)	Limit (dBuV/m)	Over Limit (dB)	Detector	Table (Degree)	Height (cm)	Antenna	Verdict
1	1575.400	38.41	-17.55	74.0	-35.59	Peak	315.00	150	Horizontal	Pass
1**	1575.400	30.01	-17.55	54.0	-23.99	AV	315.00	150	Horizontal	Pass
2	2766.800	43.56	-10.77	74.0	-30.44	Peak	328.00	150	Horizontal	Pass
2**	2766.800	34.71	-10.77	54.0	-19.29	AV	328.00	150	Horizontal	Pass
3	3947.000	48.86	-5.03	74.0	-25.14	Peak	351.00	150	Horizontal	Pass
3**	3947.000	39.28	-5.03	54.0	-14.72	AV	351.00	150	Horizontal	Pass
4	5785.800	109.45	-2.42	--	--	Peak	130.00	150	Horizontal	N/A
4**	5785.800	102.35	-2.42	--	--	AV	130.00	150	Horizontal	N/A
5	11596.262	52.46	-0.14	74.0	-21.54	Peak	234.00	150	Horizontal	Pass
5**	11596.262	42.80	-0.14	54.0	-11.20	AV	234.00	150	Horizontal	Pass
6	15623.063	56.44	1.69	74.0	-17.56	Peak	76.00	150	Horizontal	Pass
6**	15623.063	46.17	1.69	54.0	-7.83	AV	76.00	150	Horizontal	Pass

11n20, U-NII-3, 1 GHz to 18 GHz, Middle Channel, ANT V

No.	Frequency (MHz)	Results (dBuV/m)	Factor (dB)	Limit (dBuV/m)	Over Limit (dB)	Detector	Table (Degree)	Height (cm)	Antenna	Verdict
1	1526.800	39.07	-17.60	74.0	-34.93	Peak	305.00	150	Vertical	Pass
1**	1526.800	28.83	-17.60	54.0	-25.17	AV	305.00	150	Vertical	Pass
2	2746.200	44.21	-10.87	74.0	-29.79	Peak	5.00	150	Vertical	Pass
2**	2746.200	33.69	-10.87	54.0	-20.31	AV	5.00	150	Vertical	Pass
3	4066.000	48.80	-5.38	74.0	-25.20	Peak	143.00	150	Vertical	Pass
3**	4066.000	39.67	-5.38	54.0	-14.33	AV	143.00	150	Vertical	Pass
4	5783.600	100.90	-2.26	--	--	Peak	118.00	150	Vertical	N/A
4**	5783.600	93.24	-2.26	--	--	AV	118.00	150	Vertical	N/A
5	11643.700	52.57	-0.21	74.0	-21.43	Peak	0.00	150	Vertical	Pass
5**	11643.700	43.77	-0.21	54.0	-10.23	AV	0.00	150	Vertical	Pass
6	15863.775	56.92	0.84	74.0	-17.08	Peak	360.00	150	Vertical	Pass
6**	15863.775	46.16	0.84	54.0	-7.84	AV	360.00	150	Vertical	Pass

11n20, U-NII-3, 1 GHz to 18 GHz, High Channel, ANT H

No.	Frequency (MHz)	Results (dBuV/m)	Factor (dB)	Limit (dBuV/m)	Over Limit (dB)	Detector	Table (Degree)	Height (cm)	Antenna	Verdict
1	1515.200	37.93	-17.57	74.0	-36.07	Peak	313.00	150	Horizontal	Pass
1**	1515.200	29.13	-17.57	54.0	-24.87	AV	313.00	150	Horizontal	Pass
2	2776.300	43.61	-10.46	74.0	-30.39	Peak	360.00	150	Horizontal	Pass
2**	2776.300	34.96	-10.46	54.0	-19.04	AV	360.00	150	Horizontal	Pass
3	3975.800	49.23	-5.43	74.0	-24.77	Peak	20.00	150	Horizontal	Pass
3**	3975.800	39.76	-5.43	54.0	-14.24	AV	20.00	150	Horizontal	Pass
4	5823.400	109.47	-2.41	--	--	Peak	148.00	150	Horizontal	N/A
4**	5823.400	102.11	-2.41	--	--	AV	148.00	150	Horizontal	N/A
5	11479.825	52.85	-0.02	74.0	-21.15	Peak	218.00	150	Horizontal	Pass
5**	11479.825	42.53	-0.02	54.0	-11.47	AV	218.00	150	Horizontal	Pass
6	15849.075	56.33	1.34	74.0	-17.67	Peak	0.00	150	Horizontal	Pass
6**	15849.075	47.07	1.34	54.0	-6.93	AV	0.00	150	Horizontal	Pass

11n20, U-NII-3, 1 GHz to 18 GHz, High Channel, ANT V

No.	Frequency (MHz)	Results (dBuV/m)	Factor (dB)	Limit (dBuV/m)	Over Limit (dB)	Detector	Table (Degree)	Height (cm)	Antenna	Verdict
1	1530.100	38.32	-17.58	74.0	-35.68	Peak	346.00	150	Vertical	Pass
1**	1530.100	29.22	-17.58	54.0	-24.78	AV	346.00	150	Vertical	Pass
2	2738.200	44.19	-10.92	74.0	-29.81	Peak	0.00	150	Vertical	Pass
2**	2738.200	34.36	-10.92	54.0	-19.64	AV	0.00	150	Vertical	Pass
3	3953.600	48.94	-4.67	74.0	-25.06	Peak	121.00	150	Vertical	Pass
3**	3953.600	39.68	-4.67	54.0	-14.32	AV	121.00	150	Vertical	Pass
4	5823.400	100.12	-2.41	--	--	Peak	6.00	150	Vertical	N/A
4**	5823.400	92.42	-2.41	--	--	AV	6.00	150	Vertical	N/A
5	11945.287	53.17	1.53	74.0	-20.83	Peak	360.00	150	Vertical	Pass
5**	11945.287	43.27	1.53	54.0	-10.73	AV	360.00	150	Vertical	Pass
6	15838.838	55.66	1.45	74.0	-18.34	Peak	270.00	150	Vertical	Pass
6**	15838.838	47.61	1.45	54.0	-6.39	AV	270.00	150	Vertical	Pass

11n40, U-NII-3, 1 GHz to 18 GHz, Low Channel, ANT H

No.	Frequency (MHz)	Results (dBuV/m)	Factor (dB)	Limit (dBuV/m)	Over Limit (dB)	Detector	Table (Degree)	Height (cm)	Antenna	Verdict
1	1573.100	38.67	-17.61	74.0	-35.33	Peak	181.00	150	Horizontal	Pass
1**	1573.100	28.72	-17.61	54.0	-25.28	AV	181.00	150	Horizontal	Pass
2	2819.600	43.79	-10.20	74.0	-30.21	Peak	81.00	150	Horizontal	Pass
2**	2819.600	34.42	-10.20	54.0	-19.58	AV	81.00	150	Horizontal	Pass
3	4110.400	49.43	-5.59	74.0	-24.57	Peak	247.00	150	Horizontal	Pass
3**	4110.400	39.35	-5.59	54.0	-14.65	AV	247.00	150	Horizontal	Pass
4	5752.800	108.31	-2.17	--	--	Peak	130.00	150	Horizontal	N/A
4**	5752.800	100.60	-2.17	--	--	AV	130.00	150	Horizontal	N/A
5	11320.263	52.45	0.55	74.0	-21.55	Peak	112.00	150	Horizontal	Pass
5**	11320.263	42.83	0.55	54.0	-11.17	AV	112.00	150	Horizontal	Pass
6	15859.838	55.83	0.93	74.0	-18.17	Peak	14.00	150	Horizontal	Pass
6**	15859.838	46.22	0.93	54.0	-7.78	AV	14.00	150	Horizontal	Pass

11n40, U-NII-3, 1 GHz to 18 GHz, Low Channel, ANT V

No.	Frequency (MHz)	Results (dBuV/m)	Factor (dB)	Limit (dBuV/m)	Over Limit (dB)	Detector	Table (Degree)	Height (cm)	Antenna	Verdict
1	1512.000	38.28	-17.59	74.0	-35.72	Peak	229.00	150	Vertical	Pass
1**	1512.000	29.17	-17.59	54.0	-24.83	AV	229.00	150	Vertical	Pass
2	2743.400	43.97	-10.94	74.0	-30.03	Peak	71.00	150	Vertical	Pass
2**	2743.400	34.90	-10.94	54.0	-19.10	AV	71.00	150	Vertical	Pass
3	4005.200	48.79	-5.15	74.0	-25.21	Peak	40.00	150	Vertical	Pass
3**	4005.200	39.62	-5.15	54.0	-14.38	AV	40.00	150	Vertical	Pass
4	5758.200	98.77	-1.98	--	--	Peak	107.00	150	Vertical	N/A
4**	5758.200	90.99	-1.98	--	--	AV	107.00	150	Vertical	N/A
5	11670.725	53.66	0.24	74.0	-20.34	Peak	88.00	150	Vertical	Pass
5**	11670.725	43.21	0.24	54.0	-10.79	AV	88.00	150	Vertical	Pass
6	15590.250	55.33	1.13	74.0	-18.67	Peak	74.00	150	Vertical	Pass
6**	15590.250	45.77	1.13	54.0	-8.23	AV	74.00	150	Vertical	Pass

11n40, U-NII-3, 1 GHz to 18 GHz, High Channel, ANT H

No.	Frequency (MHz)	Results (dBuV/m)	Factor (dB)	Limit (dBuV/m)	Over Limit (dB)	Detector	Table (Degree)	Height (cm)	Antenna	Verdict
1	1546.000	38.07	-17.51	74.0	-35.93	Peak	360.00	150	Horizontal	Pass
1**	1546.000	29.19	-17.51	54.0	-24.81	AV	360.00	150	Horizontal	Pass
2	2785.300	43.99	-10.50	74.0	-30.01	Peak	203.00	150	Horizontal	Pass
2**	2785.300	34.64	-10.50	54.0	-19.36	AV	203.00	150	Horizontal	Pass
3	4059.600	48.81	-4.95	74.0	-25.19	Peak	286.00	150	Horizontal	Pass
3**	4059.600	40.31	-4.95	54.0	-13.69	AV	286.00	150	Horizontal	Pass
4	5793.400	107.41	-2.55	--	--	Peak	130.00	150	Horizontal	N/A
4**	5793.400	99.58	-2.55	--	--	AV	130.00	150	Horizontal	N/A
5	11675.900	52.54	0.24	74.0	-21.46	Peak	313.00	150	Horizontal	Pass
5**	11675.900	43.61	0.24	54.0	-10.39	AV	313.00	150	Horizontal	Pass
6	15824.400	56.39	1.67	74.0	-17.61	Peak	21.00	150	Horizontal	Pass
6**	15824.400	46.56	1.67	54.0	-7.44	AV	21.00	150	Horizontal	Pass

11n40, U-NII-3, 1 GHz to 18 GHz, High Channel, ANT V

No.	Frequency (MHz)	Results (dBuV/m)	Factor (dB)	Limit (dBuV/m)	Over Limit (dB)	Detector	Table (Degree)	Height (cm)	Antenna	Verdict
1	1490.600	39.02	-17.48	74.0	-34.98	Peak	346.00	150	Vertical	Pass
1**	1490.600	28.98	-17.48	54.0	-25.02	AV	346.00	150	Vertical	Pass
2	2791.500	44.51	-10.67	74.0	-29.49	Peak	174.00	150	Vertical	Pass
2**	2791.500	34.29	-10.67	54.0	-19.71	AV	174.00	150	Vertical	Pass
3	4042.200	49.08	-4.86	74.0	-24.92	Peak	117.00	150	Vertical	Pass
3**	4042.200	39.67	-4.86	54.0	-14.33	AV	117.00	150	Vertical	Pass
4	5797.600	97.72	-2.72	--	--	Peak	37.00	150	Vertical	N/A
4**	5797.600	90.52	-2.72	--	--	AV	37.00	150	Vertical	N/A
5	11823.388	52.84	1.11	74.0	-21.16	Peak	69.00	150	Vertical	Pass
5**	11823.388	43.91	1.11	54.0	-10.09	AV	69.00	150	Vertical	Pass
6	15849.075	56.03	1.34	74.0	-17.97	Peak	268.00	150	Vertical	Pass
6**	15849.075	46.91	1.34	54.0	-7.09	AV	268.00	150	Vertical	Pass

11ac20, U-NII-3, 1 GHz to 18 GHz, Low Channel, ANT H

No.	Frequency (MHz)	Results (dBuV/m)	Factor (dB)	Limit (dBuV/m)	Over Limit (dB)	Detector	Table (Degree)	Height (cm)	Antenna	Verdict
1	1528.200	38.63	-17.44	74.0	-35.37	Peak	32.00	150	Horizontal	Pass
1**	1528.200	28.77	-17.44	54.0	-25.23	AV	32.00	150	Horizontal	Pass
2	2813.500	43.96	-10.03	74.0	-30.04	Peak	74.00	150	Horizontal	Pass
2**	2813.500	34.69	-10.03	54.0	-19.31	AV	74.00	150	Horizontal	Pass
3	4032.200	49.10	-5.07	74.0	-24.90	Peak	249.00	150	Horizontal	Pass
3**	4032.200	39.70	-5.07	54.0	-14.30	AV	249.00	150	Horizontal	Pass
4	5746.600	110.98	-2.40	--	--	Peak	133.00	150	Horizontal	N/A
4**	5746.600	103.44	-2.40	--	--	AV	133.00	150	Horizontal	N/A
5	11715.575	53.55	0.76	74.0	-20.45	Peak	333.00	150	Horizontal	Pass
5**	11715.575	43.14	0.76	54.0	-10.86	AV	333.00	150	Horizontal	Pass
6	15838.312	55.89	1.45	74.0	-18.11	Peak	95.00	150	Horizontal	Pass
6**	15838.312	46.34	1.45	54.0	-7.66	AV	95.00	150	Horizontal	Pass

11ac20, U-NII-3, 1 GHz to 18 GHz, Low Channel, ANT V

No.	Frequency (MHz)	Results (dBuV/m)	Factor (dB)	Limit (dBuV/m)	Over Limit (dB)	Detector	Table (Degree)	Height (cm)	Antenna	Verdict
1	1518.100	38.22	-17.63	74.0	-35.78	Peak	360.00	150	Vertical	Pass
1**	1518.100	29.58	-17.63	54.0	-24.42	AV	360.00	150	Vertical	Pass
2	2817.600	44.15	-10.22	74.0	-29.85	Peak	280.00	150	Vertical	Pass
2**	2817.600	34.66	-10.22	54.0	-19.34	AV	280.00	150	Vertical	Pass
3	4041.200	49.46	-4.84	74.0	-24.54	Peak	117.00	150	Vertical	Pass
3**	4041.200	40.81	-4.84	54.0	-13.19	AV	117.00	150	Vertical	Pass
4	5746.800	101.71	-2.37	--	--	Peak	117.00	150	Vertical	N/A
4**	5746.800	93.69	-2.37	--	--	AV	117.00	150	Vertical	N/A
5	11942.125	53.09	1.62	74.0	-20.91	Peak	314.00	150	Vertical	Pass
5**	11942.125	43.52	1.62	54.0	-10.48	AV	314.00	150	Vertical	Pass
6	15822.825	55.83	1.74	74.0	-18.17	Peak	0.00	150	Vertical	Pass
6**	15822.825	45.67	1.74	54.0	-8.33	AV	0.00	150	Vertical	Pass

11ac20, U-NII-3, 1 GHz to 18 GHz, Middle Channel, ANT H

No.	Frequency (MHz)	Results (dBuV/m)	Factor (dB)	Limit (dBuV/m)	Over Limit (dB)	Detector	Table (Degree)	Height (cm)	Antenna	Verdict
1	1531.500	37.96	-17.59	74.0	-36.04	Peak	8.00	150	Horizontal	Pass
1**	1531.500	28.39	-17.59	54.0	-25.61	AV	8.00	150	Horizontal	Pass
2	2750.900	43.75	-10.79	74.0	-30.25	Peak	311.00	150	Horizontal	Pass
2**	2750.900	33.95	-10.79	54.0	-20.05	AV	311.00	150	Horizontal	Pass
3	3924.600	48.97	-5.39	74.0	-25.03	Peak	249.00	150	Horizontal	Pass
3**	3924.600	39.47	-5.39	54.0	-14.53	AV	249.00	150	Horizontal	Pass
4	5783.200	109.82	-2.23	--	--	Peak	132.00	150	Horizontal	N/A
4**	5783.200	102.54	-2.23	--	--	AV	132.00	150	Horizontal	N/A
5	11940.975	53.10	1.66	74.0	-20.90	Peak	70.00	150	Horizontal	Pass
5**	11940.975	43.94	1.66	54.0	-10.06	AV	70.00	150	Horizontal	Pass
6	15849.862	55.64	1.33	74.0	-18.36	Peak	333.00	150	Horizontal	Pass
6**	15849.862	46.79	1.33	54.0	-7.21	AV	333.00	150	Horizontal	Pass

11ac20, U-NII-3, 1 GHz to 18 GHz, Middle Channel, ANT V

No.	Frequency (MHz)	Results (dBuV/m)	Factor (dB)	Limit (dBuV/m)	Over Limit (dB)	Detector	Table (Degree)	Height (cm)	Antenna	Verdict
1	1540.500	39.66	-17.52	74.0	-34.34	Peak	360.00	150	Vertical	Pass
1**	1540.500	28.82	-17.52	54.0	-25.18	AV	360.00	150	Vertical	Pass
2	2825.700	43.99	-10.28	74.0	-30.01	Peak	61.00	150	Vertical	Pass
2**	2825.700	34.78	-10.28	54.0	-19.22	AV	61.00	150	Vertical	Pass
3	3955.800	49.09	-4.66	74.0	-24.91	Peak	324.00	150	Vertical	Pass
3**	3955.800	39.53	-4.66	54.0	-14.47	AV	324.00	150	Vertical	Pass
4	5786.800	100.12	-2.47	--	--	Peak	33.00	150	Vertical	N/A
4**	5786.800	92.86	-2.47	--	--	AV	33.00	150	Vertical	N/A
5	11641.400	52.91	-0.23	74.0	-21.09	Peak	263.00	150	Vertical	Pass
5**	11641.400	43.86	-0.23	54.0	-10.14	AV	263.00	150	Vertical	Pass
6	15836.474	55.84	1.45	74.0	-18.16	Peak	0.00	150	Vertical	Pass
6**	15836.474	47.23	1.45	54.0	-6.77	AV	0.00	150	Vertical	Pass

11ac20, U-NII-3, 1 GHz to 18 GHz, High Channel, ANT H

No.	Frequency (MHz)	Results (dBuV/m)	Factor (dB)	Limit (dBuV/m)	Over Limit (dB)	Detector	Table (Degree)	Height (cm)	Antenna	Verdict
1	1519.000	38.56	-17.66	74.0	-35.44	Peak	85.00	150	Horizontal	Pass
1**	1519.000	28.55	-17.66	54.0	-25.45	AV	85.00	150	Horizontal	Pass
2	2811.500	44.31	-10.16	74.0	-29.69	Peak	202.00	150	Horizontal	Pass
2**	2811.500	34.75	-10.16	54.0	-19.25	AV	202.00	150	Horizontal	Pass
3	4188.000	49.66	-4.98	74.0	-24.34	Peak	77.00	150	Horizontal	Pass
3**	4188.000	39.80	-4.98	54.0	-14.20	AV	77.00	150	Horizontal	Pass
4	5826.600	109.58	-2.35	--	--	Peak	129.00	150	Horizontal	N/A
4**	5826.600	102.31	-2.35	--	--	AV	129.00	150	Horizontal	N/A
5	11957.075	53.57	1.06	74.0	-20.43	Peak	245.00	150	Horizontal	Pass
5**	11957.075	43.89	1.06	54.0	-10.11	AV	245.00	150	Horizontal	Pass
6	15848.813	55.64	1.34	74.0	-18.36	Peak	0.00	150	Horizontal	Pass
6**	15848.813	47.47	1.34	54.0	-6.53	AV	0.00	150	Horizontal	Pass

11ac20, U-NII-3, 1 GHz to 18 GHz, High Channel, ANT V

No.	Frequency (MHz)	Results (dBuV/m)	Factor (dB)	Limit (dBuV/m)	Over Limit (dB)	Detector	Table (Degree)	Height (cm)	Antenna	Verdict
1	1491.100	38.55	-17.48	74.0	-35.45	Peak	360.00	150	Vertical	Pass
1**	1491.100	28.70	-17.48	54.0	-25.30	AV	360.00	150	Vertical	Pass
2	2776.300	43.53	-10.46	74.0	-30.47	Peak	360.00	150	Vertical	Pass
2**	2776.300	35.25	-10.46	54.0	-18.75	AV	360.00	150	Vertical	Pass
3	4097.200	48.58	-5.68	74.0	-25.42	Peak	297.00	150	Vertical	Pass
3**	4097.200	39.63	-5.68	54.0	-14.37	AV	297.00	150	Vertical	Pass
4	5823.800	100.12	-2.41	--	--	Peak	34.00	150	Vertical	N/A
4**	5823.800	92.19	-2.41	--	--	AV	34.00	150	Vertical	N/A
5	11683.951	52.73	0.15	74.0	-21.27	Peak	290.00	150	Vertical	Pass
5**	11683.951	43.06	0.15	54.0	-10.94	AV	290.00	150	Vertical	Pass
6	15863.513	56.09	0.85	74.0	-17.91	Peak	13.00	150	Vertical	Pass
6**	15863.513	46.57	0.85	54.0	-7.43	AV	13.00	150	Vertical	Pass

11ac40, U-NII-3, 1 GHz to 18 GHz, Low Channel, ANT H

No.	Frequency (MHz)	Results (dBuV/m)	Factor (dB)	Limit (dBuV/m)	Over Limit (dB)	Detector	Table (Degree)	Height (cm)	Antenna	Verdict
1	1555.200	37.68	-17.50	74.0	-36.32	Peak	95.00	150	Horizontal	Pass
1**	1555.200	28.24	-17.50	54.0	-25.76	AV	95.00	150	Horizontal	Pass
2	2810.200	44.08	-10.23	74.0	-29.92	Peak	171.00	150	Horizontal	Pass
2**	2810.200	34.49	-10.23	54.0	-19.51	AV	171.00	150	Horizontal	Pass
3	4098.000	48.74	-5.72	74.0	-25.26	Peak	89.00	150	Horizontal	Pass
3**	4098.000	39.47	-5.72	54.0	-14.53	AV	89.00	150	Horizontal	Pass
4	5752.200	107.87	-2.19	--	--	Peak	128.00	150	Horizontal	N/A
4**	5752.200	100.81	-2.19	--	--	AV	128.00	150	Horizontal	N/A
5	11643.125	52.83	-0.22	74.0	-21.17	Peak	331.00	150	Horizontal	Pass
5**	11643.125	43.79	-0.22	54.0	-10.21	AV	331.00	150	Horizontal	Pass
6	15634.612	55.58	1.56	74.0	-18.42	Peak	80.00	150	Horizontal	Pass
6**	15634.612	46.02	1.56	54.0	-7.98	AV	80.00	150	Horizontal	Pass

11ac40, U-NII-3, 1 GHz to 18 GHz, Low Channel, ANT V

No.	Frequency (MHz)	Results (dBuV/m)	Factor (dB)	Limit (dBuV/m)	Over Limit (dB)	Detector	Table (Degree)	Height (cm)	Antenna	Verdict
1	1531.400	37.98	-17.59	74.0	-36.02	Peak	352.00	150	Vertical	Pass
1**	1531.400	29.15	-17.59	54.0	-24.85	AV	352.00	150	Vertical	Pass
2	2845.600	44.84	-10.38	74.0	-29.16	Peak	325.00	150	Vertical	Pass
2**	2845.600	34.90	-10.38	54.0	-19.10	AV	325.00	150	Vertical	Pass
3	3982.400	49.93	-5.63	74.0	-24.07	Peak	195.00	150	Vertical	Pass
3**	3982.400	38.94	-5.63	54.0	-15.06	AV	195.00	150	Vertical	Pass
4	5757.800	97.85	-1.99	--	--	Peak	119.00	150	Vertical	N/A
4**	5757.800	90.15	-1.99	--	--	AV	119.00	150	Vertical	N/A
5	11558.887	53.06	-0.44	74.0	-20.94	Peak	97.00	150	Vertical	Pass
5**	11558.887	42.87	-0.44	54.0	-11.13	AV	97.00	150	Vertical	Pass
6	15844.875	55.90	1.37	74.0	-18.10	Peak	69.00	150	Vertical	Pass
6**	15844.875	47.23	1.37	54.0	-6.77	AV	69.00	150	Vertical	Pass

11ac40, U-NII-3, 1 GHz to 18 GHz, High Channel, ANT H

No.	Frequency (MHz)	Results (dBuV/m)	Factor (dB)	Limit (dBuV/m)	Over Limit (dB)	Detector	Table (Degree)	Height (cm)	Antenna	Verdict
1	1527.900	38.42	-17.46	74.0	-35.58	Peak	53.00	150	Horizontal	Pass
1**	1527.900	29.21	-17.46	54.0	-24.79	AV	53.00	150	Horizontal	Pass
2	2805.900	43.77	-10.34	74.0	-30.23	Peak	101.00	150	Horizontal	Pass
2**	2805.900	34.91	-10.34	54.0	-19.09	AV	101.00	150	Horizontal	Pass
3	3954.800	49.52	-4.74	74.0	-24.48	Peak	98.00	150	Horizontal	Pass
3**	3954.800	39.31	-4.74	54.0	-14.69	AV	98.00	150	Horizontal	Pass
4	5796.600	107.36	-2.67	--	--	Peak	123.00	150	Horizontal	N/A
4**	5796.600	99.82	-2.67	--	--	AV	123.00	150	Horizontal	N/A
5	11936.950	53.07	1.69	74.0	-20.93	Peak	71.00	150	Horizontal	Pass
5**	11936.950	43.81	1.69	54.0	-10.19	AV	71.00	150	Horizontal	Pass
6	15782.662	55.90	1.68	74.0	-18.10	Peak	175.00	150	Horizontal	Pass
6**	15782.662	46.55	1.68	54.0	-7.45	AV	175.00	150	Horizontal	Pass

11ac40, U-NII-3, 1 GHz to 18 GHz, High Channel, ANT V

No.	Frequency (MHz)	Results (dBuV/m)	Factor (dB)	Limit (dBuV/m)	Over Limit (dB)	Detector	Table (Degree)	Height (cm)	Antenna	Verdict
1	1553.400	38.65	-17.52	74.0	-35.35	Peak	0.00	150	Vertical	Pass
1**	1553.400	29.49	-17.52	54.0	-24.51	AV	0.00	150	Vertical	Pass
2	2799.100	44.33	-10.57	74.0	-29.67	Peak	360.00	150	Vertical	Pass
2**	2799.100	34.45	-10.57	54.0	-19.55	AV	360.00	150	Vertical	Pass
3	3969.400	48.90	-5.06	74.0	-25.10	Peak	237.00	150	Vertical	Pass
3**	3969.400	39.29	-5.06	54.0	-14.71	AV	237.00	150	Vertical	Pass
4	5793.600	97.95	-2.55	--	--	Peak	109.00	150	Vertical	N/A
4**	5793.600	90.76	-2.55	--	--	AV	109.00	150	Vertical	N/A
5	12252.625	53.51	0.97	74.0	-20.49	Peak	359.00	150	Vertical	Pass
5**	12252.625	43.57	0.97	54.0	-10.43	AV	359.00	150	Vertical	Pass
6	15852.225	55.93	1.27	74.0	-18.07	Peak	272.00	150	Vertical	Pass
6**	15852.225	47.08	1.27	54.0	-6.92	AV	272.00	150	Vertical	Pass

11ac80, U-NII-3, 1 GHz to 18 GHz, Middle Channel, ANT H

No.	Frequency (MHz)	Results (dBuV/m)	Factor (dB)	Limit (dBuV/m)	Over Limit (dB)	Detector	Table (Degree)	Height (cm)	Antenna	Verdict
1	1512.700	38.39	-17.61	74.0	-35.61	Peak	252.00	150	Horizontal	Pass
1**	1512.700	28.20	-17.61	54.0	-25.80	AV	252.00	150	Horizontal	Pass
2	2804.100	43.31	-10.39	74.0	-30.69	Peak	114.00	150	Horizontal	Pass
2**	2804.100	34.56	-10.39	54.0	-19.44	AV	114.00	150	Horizontal	Pass
3	4068.000	48.56	-5.48	74.0	-25.44	Peak	338.00	150	Horizontal	Pass
3**	4068.000	39.22	-5.48	54.0	-14.78	AV	338.00	150	Horizontal	Pass
4	5781.200	104.50	-2.14	--	--	Peak	141.00	150	Horizontal	N/A
4**	5781.200	96.73	-2.14	--	--	AV	141.00	150	Horizontal	N/A
5	11652.325	53.49	-0.10	74.0	-20.51	Peak	223.00	150	Horizontal	Pass
5**	11652.325	43.61	-0.10	54.0	-10.39	AV	223.00	150	Horizontal	Pass
6	15844.350	56.29	1.38	74.0	-17.71	Peak	238.00	150	Horizontal	Pass
6**	15844.350	46.68	1.38	54.0	-7.32	AV	238.00	150	Horizontal	Pass

11ac80, U-NII-3, 1 GHz to 18 GHz, Middle Channel, ANT V

No.	Frequency (MHz)	Results (dBuV/m)	Factor (dB)	Limit (dBuV/m)	Over Limit (dB)	Detector	Table (Degree)	Height (cm)	Antenna	Verdict
1	1552.600	38.73	-17.44	74.0	-35.27	Peak	105.00	150	Vertical	Pass
1**	1552.600	28.95	-17.44	54.0	-25.05	AV	105.00	150	Vertical	Pass
2	2808.800	44.28	-10.29	74.0	-29.72	Peak	75.00	150	Vertical	Pass
2**	2808.800	34.95	-10.29	54.0	-19.05	AV	75.00	150	Vertical	Pass
3	4016.400	48.86	-5.12	74.0	-25.14	Peak	133.00	150	Vertical	Pass
3**	4016.400	39.54	-5.12	54.0	-14.46	AV	133.00	150	Vertical	Pass
4	5768.200	95.68	-1.82	--	--	Peak	13.00	150	Vertical	N/A
4**	5768.200	87.40	-1.82	--	--	AV	13.00	150	Vertical	N/A
5	11675.037	52.87	0.26	74.0	-21.13	Peak	279.00	150	Vertical	Pass
5**	11675.037	43.15	0.26	54.0	-10.85	AV	279.00	150	Vertical	Pass
6	15841.463	55.69	1.42	74.0	-18.31	Peak	36.00	150	Vertical	Pass
6**	15841.463	46.70	1.42	54.0	-7.30	AV	36.00	150	Vertical	Pass

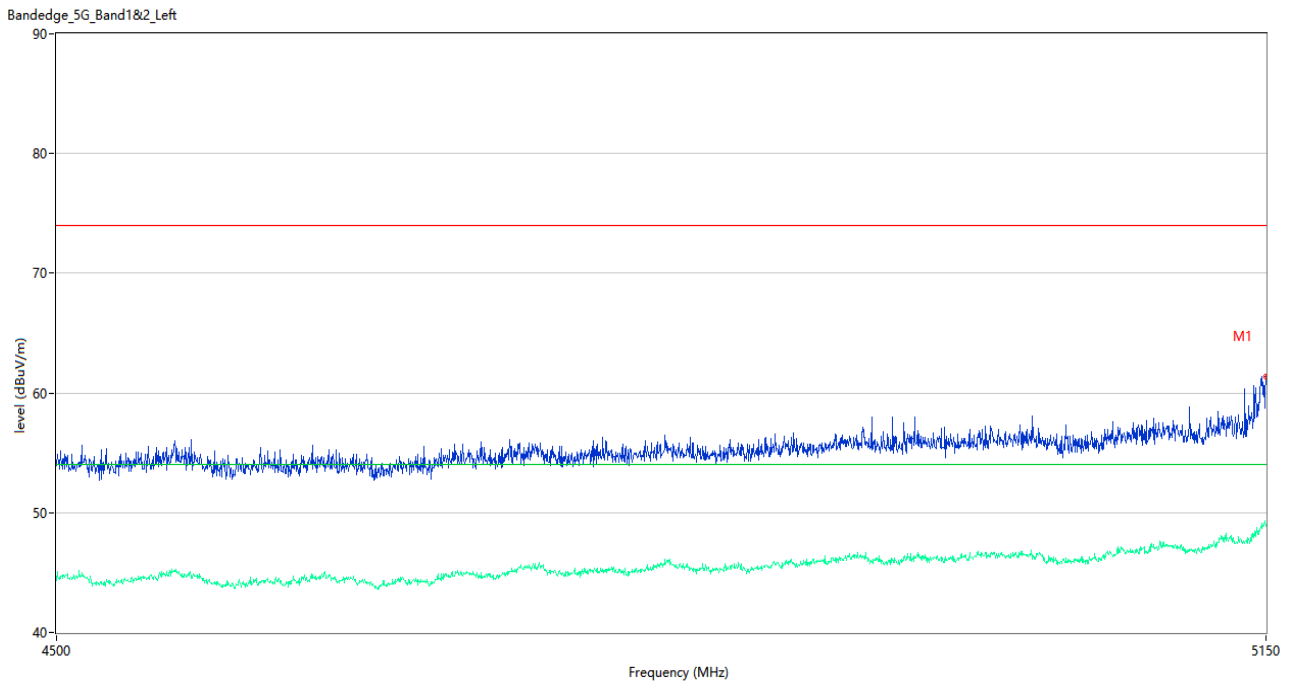
A.6.2 Band Edge (Restricted-band)

Test Band	Mode	Channel	Verdict
U-NII-1	802.11a	Low	Pass
		High	Pass
	802.11n(HT20)	Low	Pass
		High	Pass
	802.11n(HT40)	Low	Pass
		High	Pass
	802.11ac(VHT20)	Low	Pass
		High	Pass
	802.11ac(VHT40)	Low	Pass
		High	Pass
802.11ac(VHT80)	Middle	Pass	
U-NII-2A	802.11a	Low	Pass
		High	Pass
	802.11n(HT20)	Low	Pass
		High	Pass
	802.11n(HT40)	Low	Pass
		High	Pass
	802.11ac(VHT20)	Low	Pass
		High	Pass
	802.11ac(VHT40)	Low	Pass
		High	Pass
802.11ac(VHT80)	Middle	Pass	
U-NII-2C	802.11a	Low	Pass
		High	Pass
	802.11n(HT20)	Low	Pass
		High	Pass
	802.11n(HT40)	Low	Pass
		High	Pass
	802.11ac(VHT20)	Low	Pass
		High	Pass
	802.11ac(VHT40)	Low	Pass
		High	Pass
802.11ac(VHT80)	Low	Pass	
	High	Pass	
U-NII-3	802.11a	Low	Pass
		High	Pass
	802.11n(HT20)	Low	Pass
		High	Pass
	802.11n(HT40)	Low	Pass
		High	Pass

	802.11ac(VHT20)	Low	Pass
		High	Pass
	802.11ac(VHT40)	Low	Pass
		High	Pass
	802.11ac(VHT80)	Middle	Pass

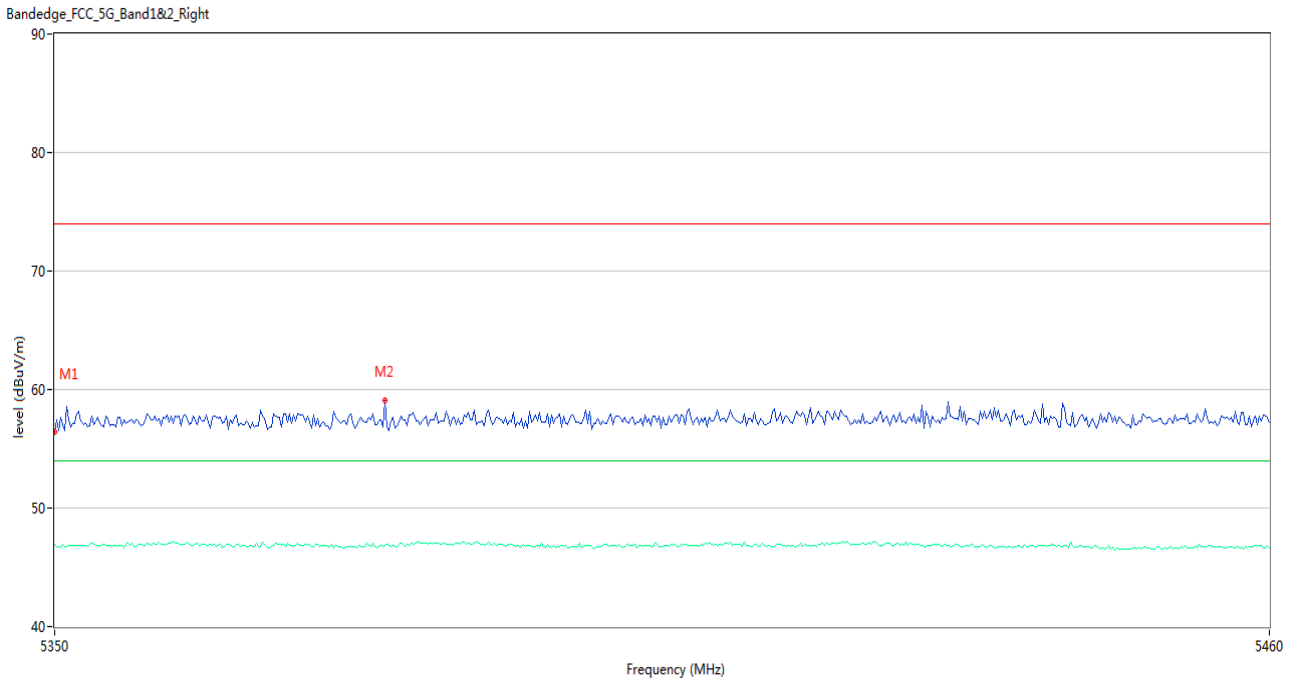
Test Data and Plots

U-NII-1 11a CH36



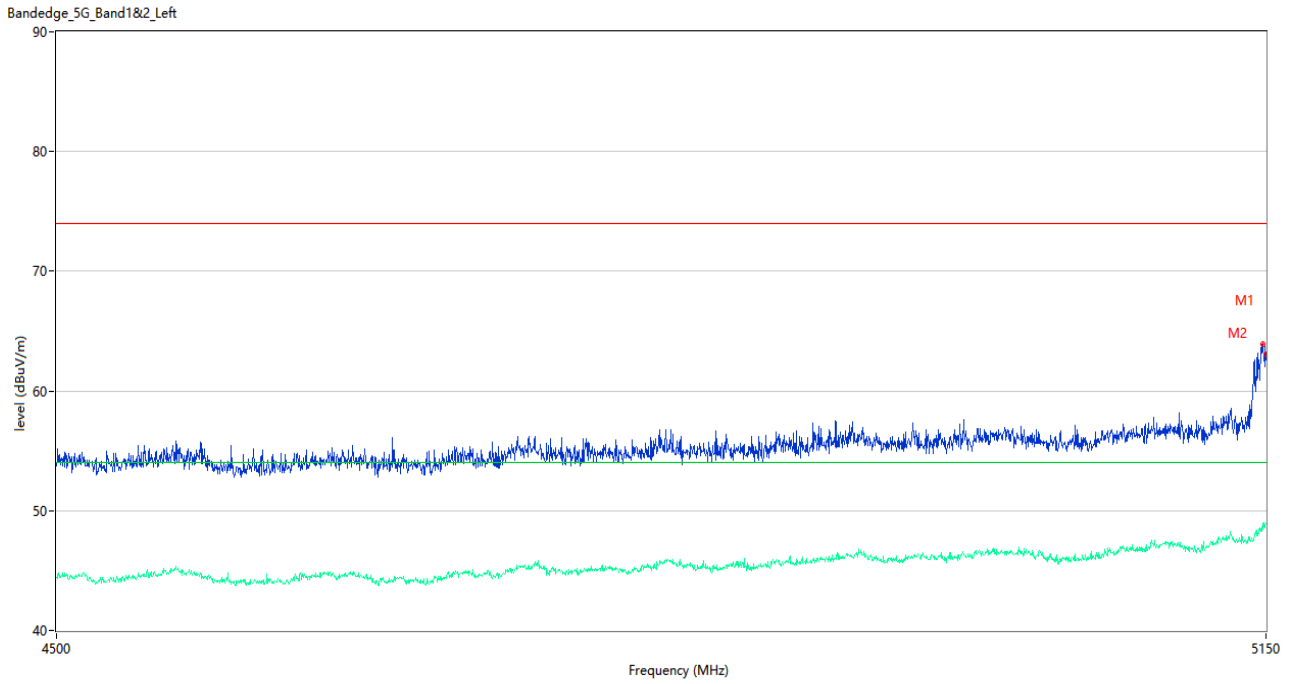
No.	Frequency (MHz)	Results (dBuV/m)	Factor (dB)	Limit (dBuV/m)	Over Limit (dB)	Detector	Table (Degree)	Height (cm)	Antenna	Verdict
1	5150.000	61.42	3.94	74.0	-12.58	Peak	145.00	150	Horizontal	Pass
1**	5150.000	48.87	3.94	54.0	-5.13	AV	145.00	150	Horizontal	Pass

U-NII-1 11a CH48



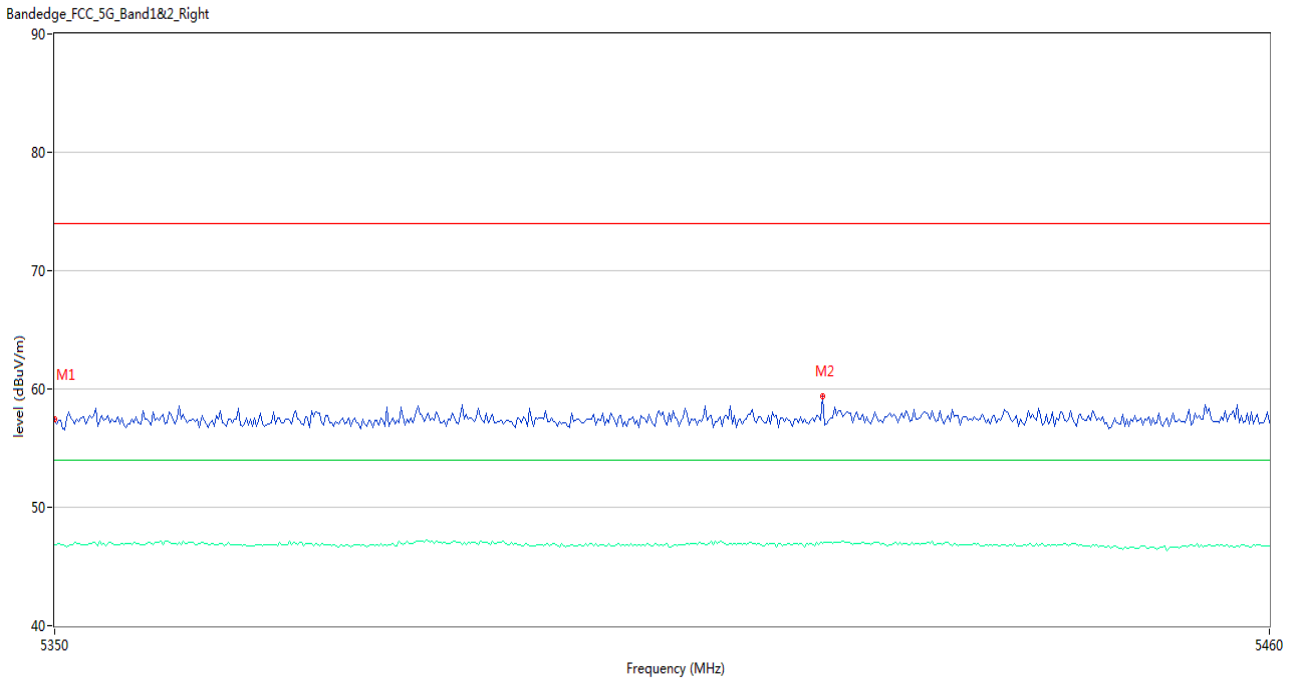
No.	Frequency (MHz)	Results (dBuV/m)	Factor (dB)	Limit (dBuV/m)	Over Limit (dB)	Detector	Table (Degree)	Height (cm)	Antenna	Verdict
1	5350.000	56.41	2.98	74.0	-17.59	Peak	164.00	150	Horizontal	Pass
1**	5350.000	46.99	2.98	54.0	-7.01	AV	164.00	150	Horizontal	Pass
2	5379.700	59.03	3.33	74.0	-14.97	Peak	149.00	150	Horizontal	Pass
2**	5379.700	46.79	3.33	54.0	-7.21	AV	149.00	150	Horizontal	Pass

U-NII-1 11n20 CH36



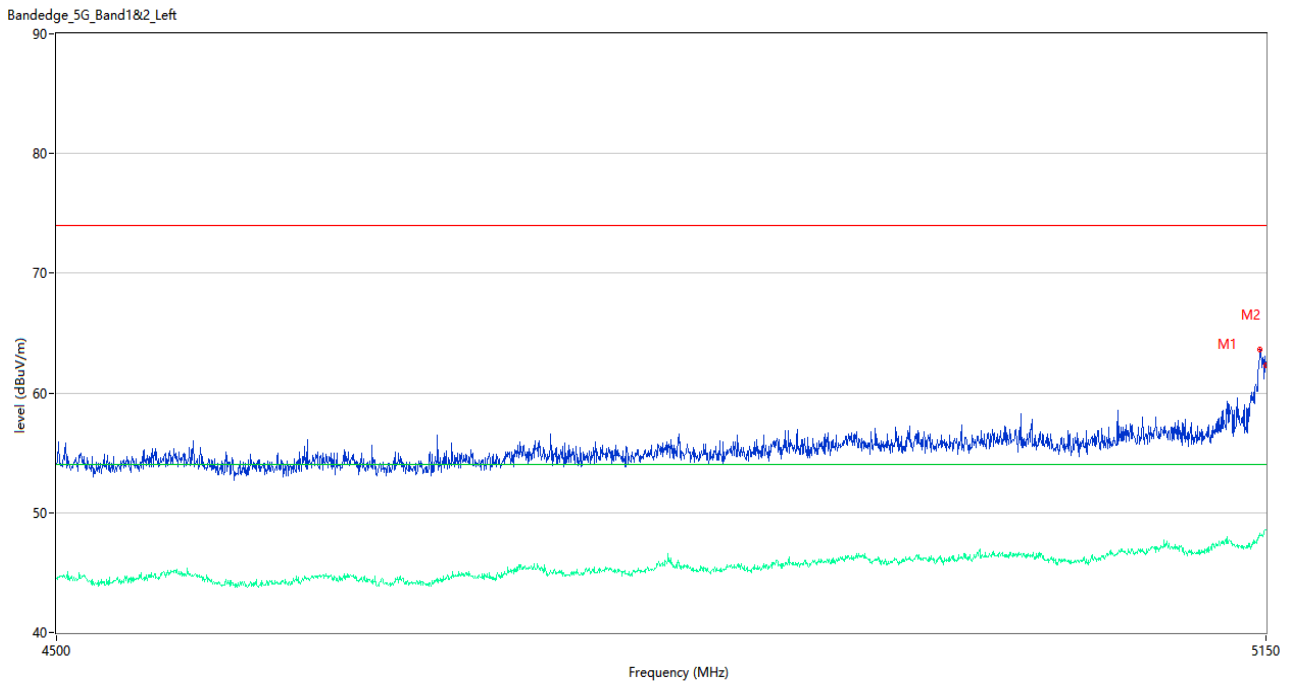
No.	Frequency (MHz)	Results (dBuV/m)	Factor (dB)	Limit (dBuV/m)	Over Limit (dB)	Detector	Table (Degree)	Height (cm)	Antenna	Verdict
1	5150.000	63.08	3.94	74.0	-10.92	Peak	157.00	150	Horizontal	Pass
1**	5150.000	48.90	3.94	54.0	-5.10	AV	157.00	150	Horizontal	Pass
2	5148.050	63.89	3.91	74.0	-10.11	Peak	124.00	150	Horizontal	Pass
2**	5148.050	48.58	3.91	54.0	-5.42	AV	124.00	150	Horizontal	Pass

U-NII-1 11n20 CH48



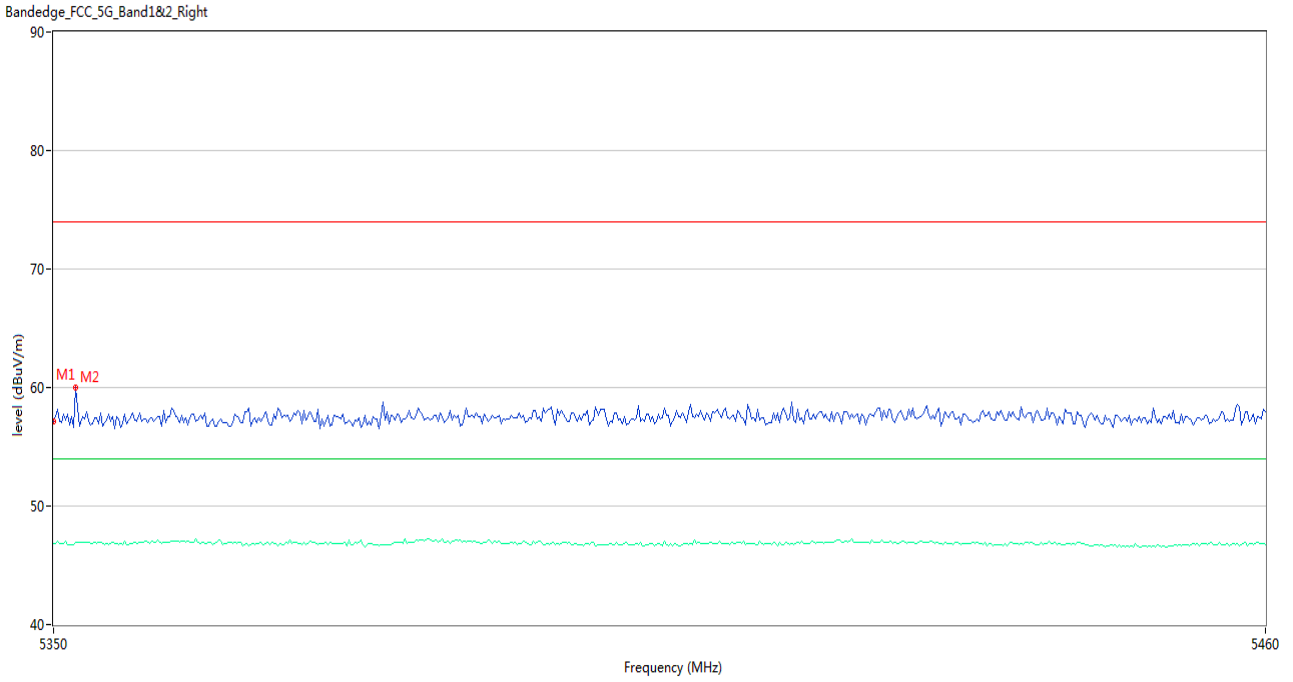
No.	Frequency (MHz)	Results (dBuV/m)	Factor (dB)	Limit (dBuV/m)	Over Limit (dB)	Detector	Table (Degree)	Height (cm)	Antenna	Verdict
1	5350.000	57.41	2.98	74.0	-16.59	Peak	146.00	150	Horizontal	Pass
1**	5350.000	46.87	2.98	54.0	-7.13	AV	146.00	150	Horizontal	Pass
2	5419.300	59.36	3.27	74.0	-14.64	Peak	95.00	150	Horizontal	Pass
2**	5419.300	46.92	3.27	54.0	-7.08	AV	95.00	150	Horizontal	Pass

U-NII-1 11n40 CH38



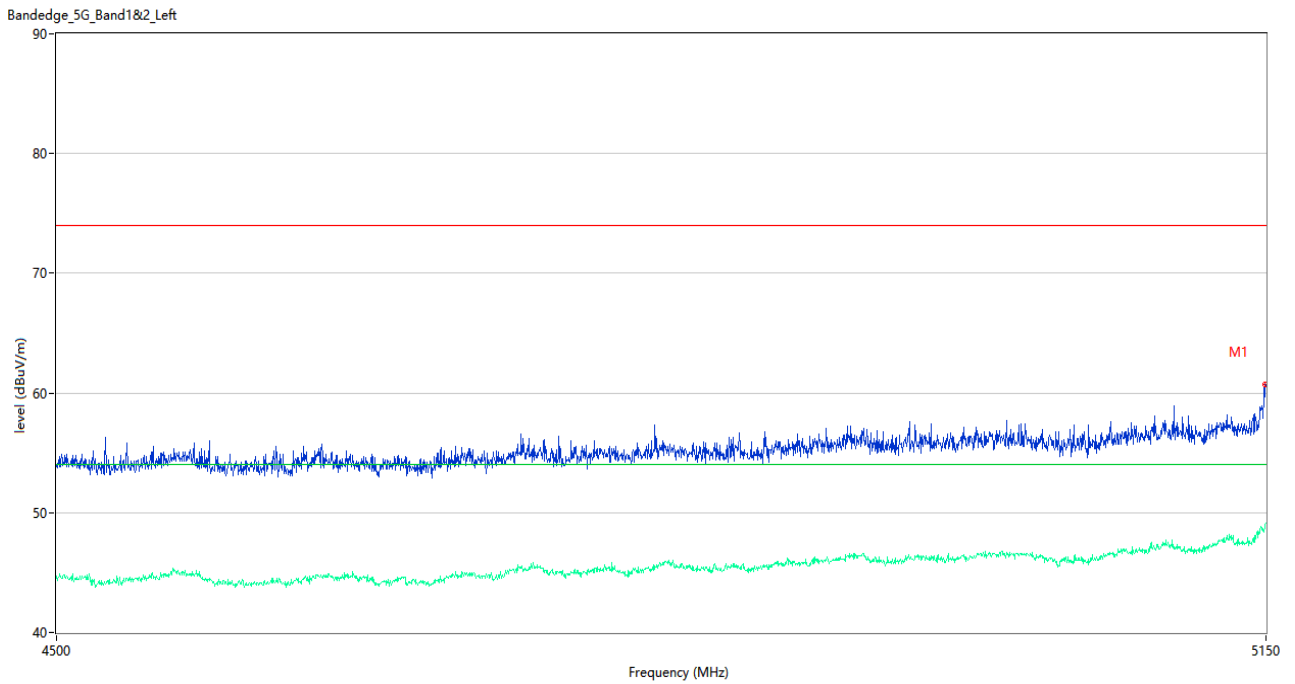
No.	Frequency (MHz)	Results (dBuV/m)	Factor (dB)	Limit (dBuV/m)	Over Limit (dB)	Detector	Table (Degree)	Height (cm)	Antenna	Verdict
1	5146.750	63.63	3.89	74.0	-10.37	Peak	172.00	150	Horizontal	Pass
1**	5146.750	48.31	3.89	54.0	-5.69	AV	172.00	150	Horizontal	Pass
2	5150.000	62.34	3.94	74.0	-11.66	Peak	167.00	150	Horizontal	Pass
2**	5150.000	48.61	3.94	54.0	-5.39	AV	167.00	150	Horizontal	Pass

U-NII-1 11n40 CH46



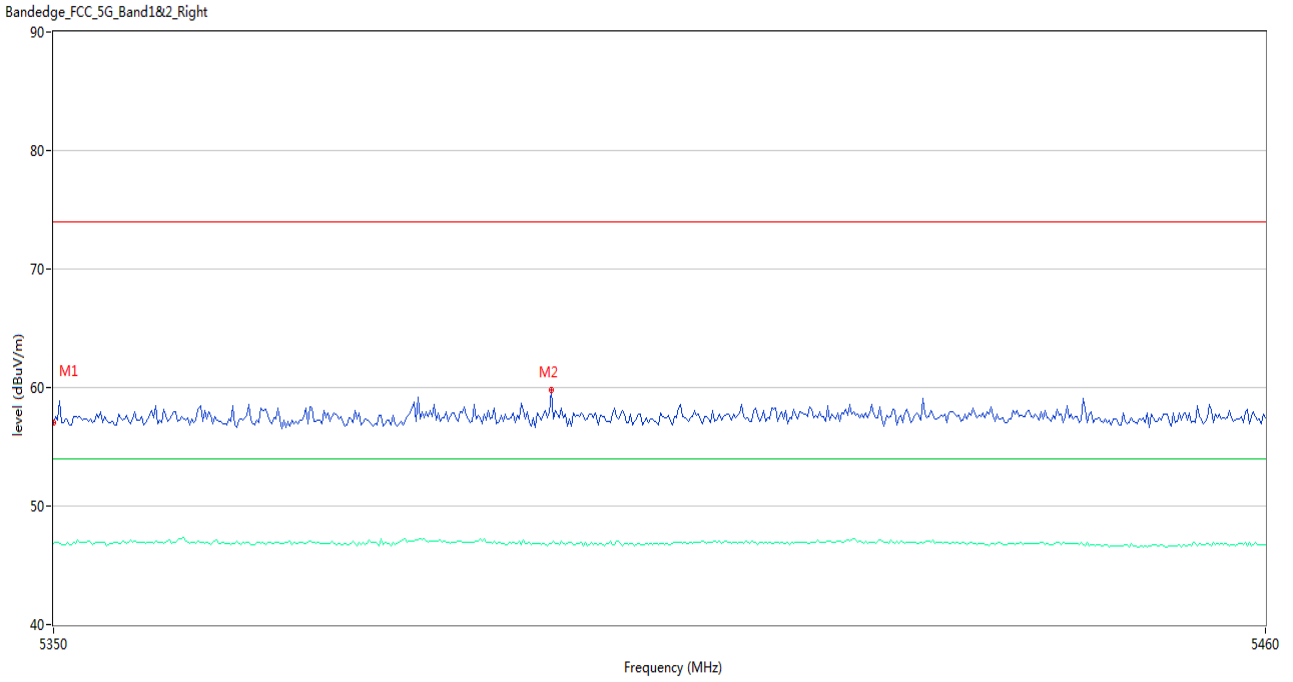
No.	Frequency (MHz)	Results (dBuV/m)	Factor (dB)	Limit (dBuV/m)	Over Limit (dB)	Detector	Table (Degree)	Height (cm)	Antenna	Verdict
1	5350.000	57.11	2.98	74.0	-16.89	Peak	211.00	150	Horizontal	Pass
1**	5350.000	46.80	2.98	54.0	-7.20	AV	211.00	150	Horizontal	Pass
2	5352.016	60.03	3.05	74.0	-13.97	Peak	168.00	150	Horizontal	Pass
2**	5352.016	46.90	3.05	54.0	-7.10	AV	168.00	150	Horizontal	Pass

U-NII-1 11ac20 CH36



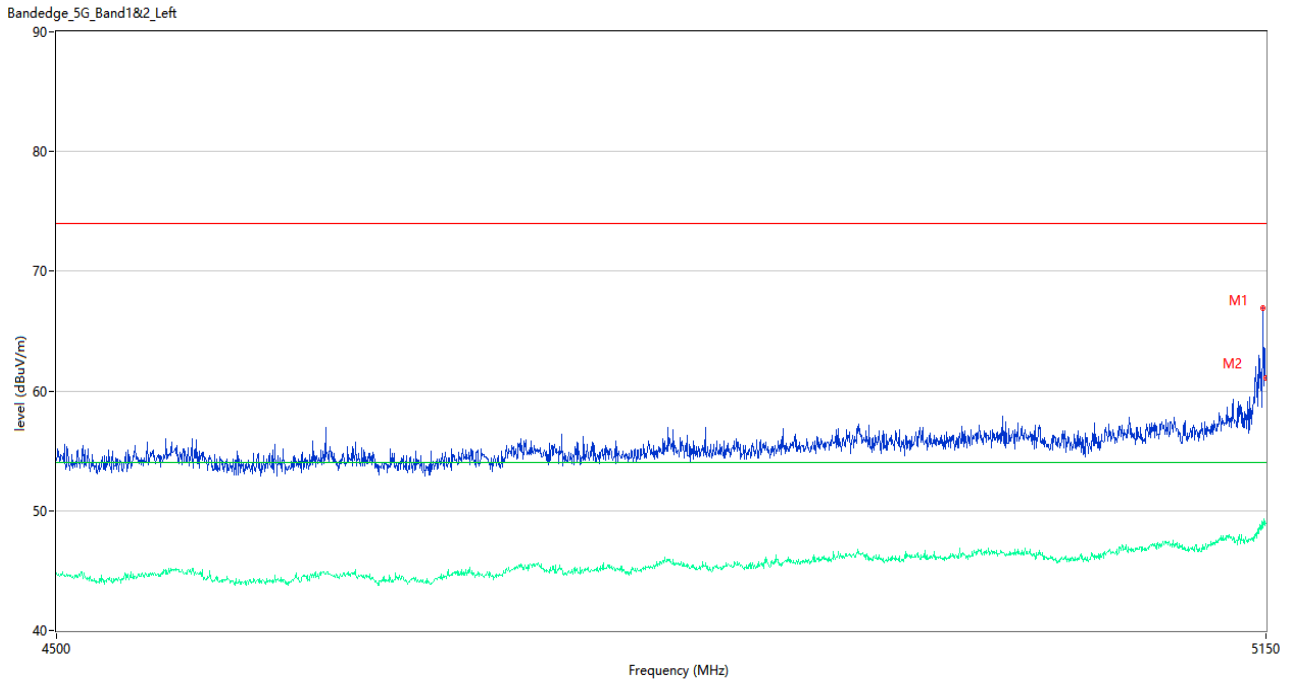
No.	Frequency (MHz)	Results (dBuV/m)	Factor (dB)	Limit (dBuV/m)	Over Limit (dB)	Detector	Table (Degree)	Height (cm)	Antenna	Verdict
1	5149.675	60.75	3.94	74.0	-13.25	Peak	174.00	150	Horizontal	Pass
1**	5149.675	48.96	3.94	54.0	-5.04	AV	174.00	150	Horizontal	Pass

U-NII-1 11ac20 CH48



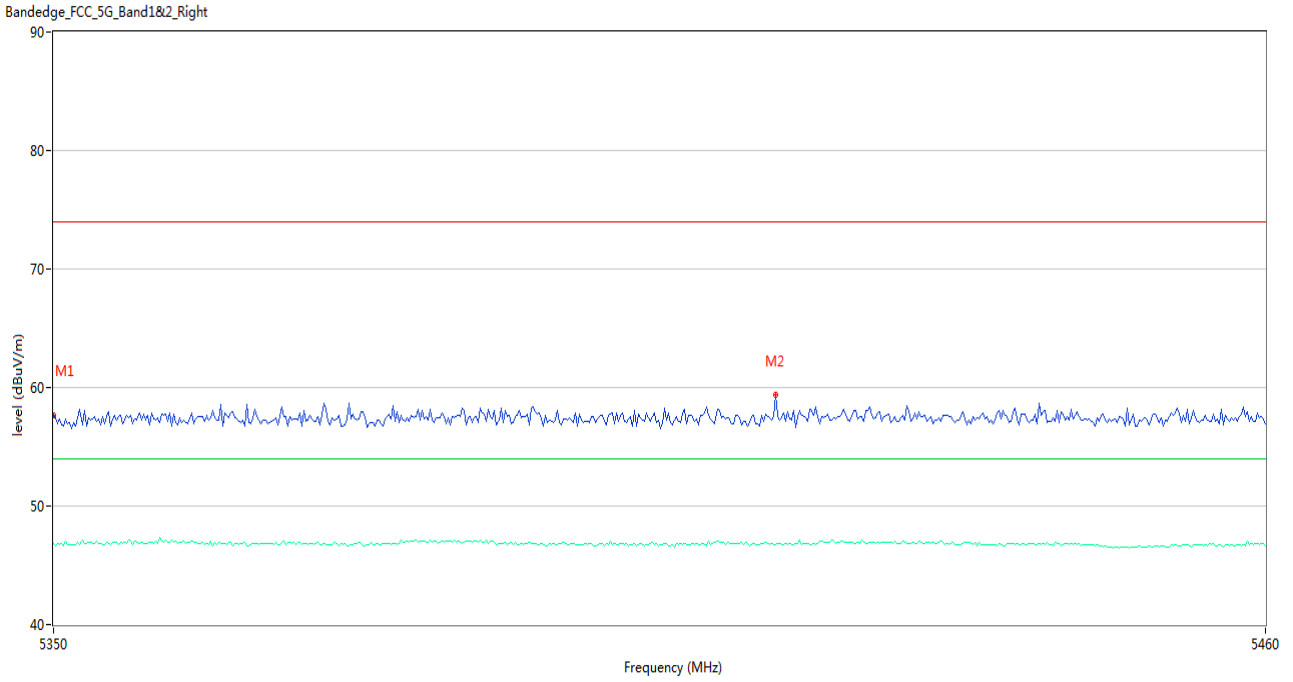
No.	Frequency (MHz)	Results (dBuV/m)	Factor (dB)	Limit (dBuV/m)	Over Limit (dB)	Detector	Table (Degree)	Height (cm)	Antenna	Verdict
1	5350.000	57.06	2.98	74.0	-16.94	Peak	166.00	150	Horizontal	Pass
1**	5350.000	46.79	2.98	54.0	-7.21	AV	166.00	150	Horizontal	Pass
2	5394.916	59.76	3.32	74.0	-14.24	Peak	196.00	150	Horizontal	Pass
2**	5394.916	46.86	3.32	54.0	-7.14	AV	196.00	150	Horizontal	Pass

U-NII-1 11ac40 CH38



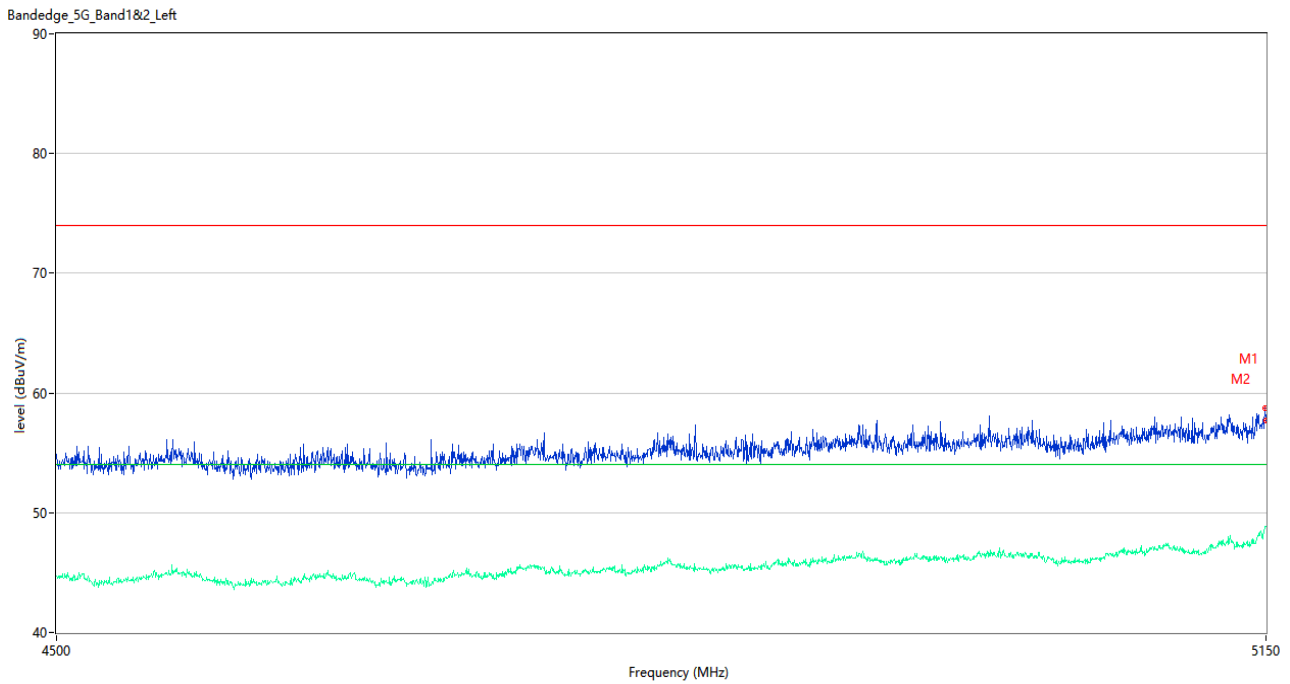
No.	Frequency (MHz)	Results (dBuV/m)	Factor (dB)	Limit (dBuV/m)	Over Limit (dB)	Detector	Table (Degree)	Height (cm)	Antenna	Verdict
1	5148.375	66.95	3.92	74.0	-7.05	Peak	150.00	150	Horizontal	Pass
1**	5148.375	48.87	3.92	54.0	-5.13	AV	150.00	150	Horizontal	Pass
2	5150.000	61.10	3.94	74.0	-12.90	Peak	134.00	150	Horizontal	Pass
2**	5150.000	48.92	3.94	54.0	-5.08	AV	134.00	150	Horizontal	Pass

U-NII-1 11ac40 CH46



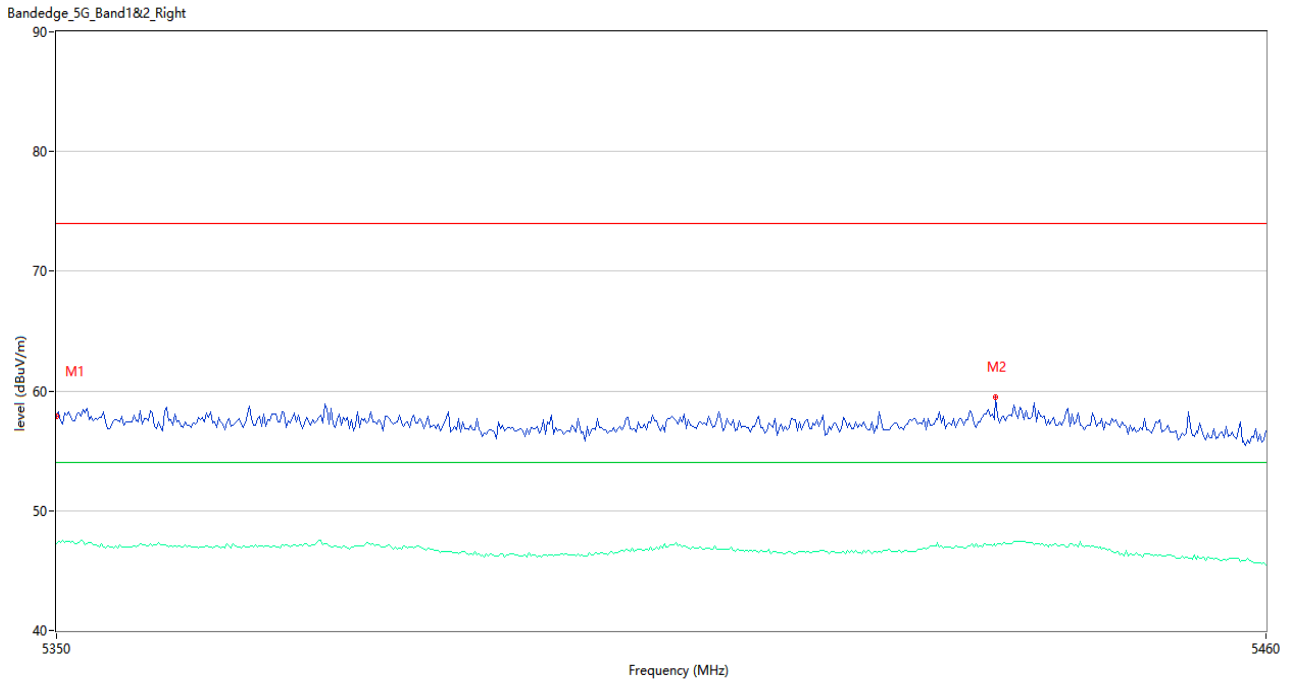
No.	Frequency (MHz)	Results (dBuV/m)	Factor (dB)	Limit (dBuV/m)	Over Limit (dB)	Detector	Table (Degree)	Height (cm)	Antenna	Verdict
1	5350.000	57.67	2.98	74.0	-16.33	Peak	171.00	150	Horizontal	Pass
1**	5350.000	46.88	2.98	54.0	-7.12	AV	171.00	150	Horizontal	Pass
2	5415.267	59.39	3.20	74.0	-14.61	Peak	25.00	150	Horizontal	Pass
2**	5415.267	46.75	3.20	54.0	-7.25	AV	25.00	150	Horizontal	Pass

U-NII-1 11ac80 CH42



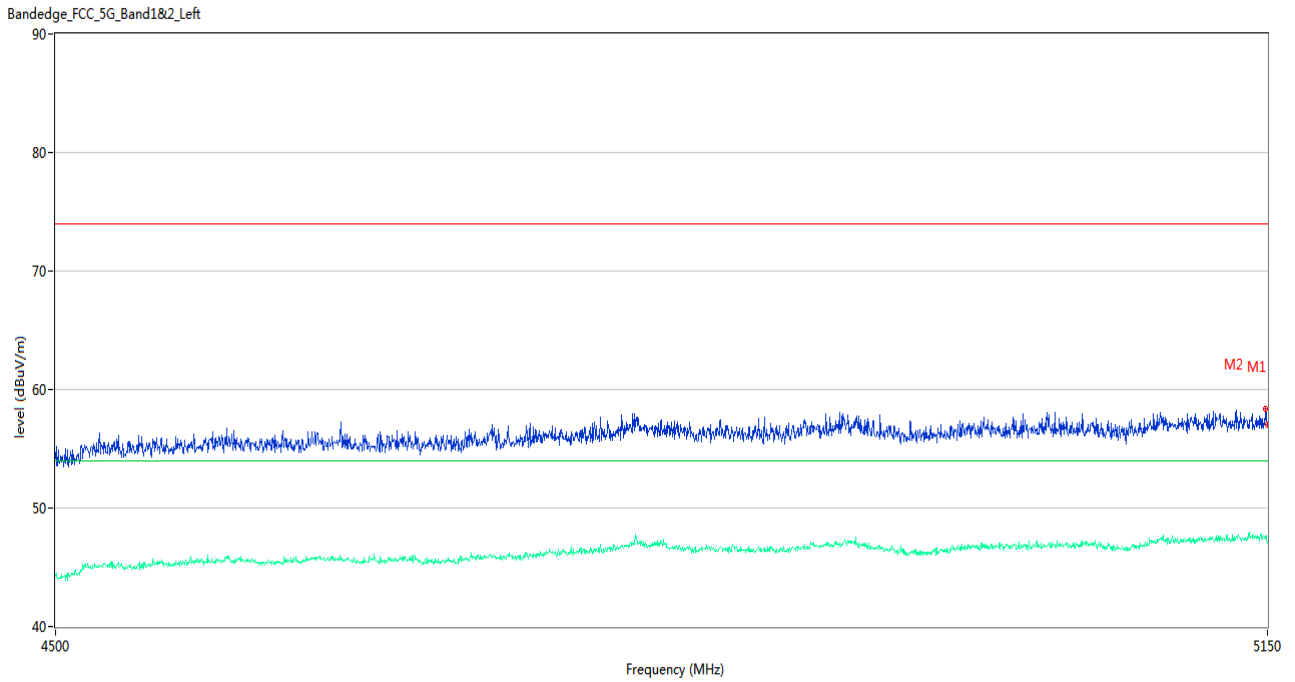
No.	Frequency (MHz)	Results (dBuV/m)	Factor (dB)	Limit (dBuV/m)	Over Limit (dB)	Detector	Table (Degree)	Height (cm)	Antenna	Verdict
1	5150.000	57.69	3.94	74.0	-16.31	Peak	120.00	150	Horizontal	Pass
1**	5150.000	48.88	3.94	54.0	-5.12	AV	120.00	150	Horizontal	Pass
2	5149.675	58.70	3.94	74.0	-15.30	Peak	113.00	150	Horizontal	Pass
2**	5149.675	48.81	3.94	54.0	-5.19	AV	113.00	150	Horizontal	Pass

U-NII-1 11ac80 CH42



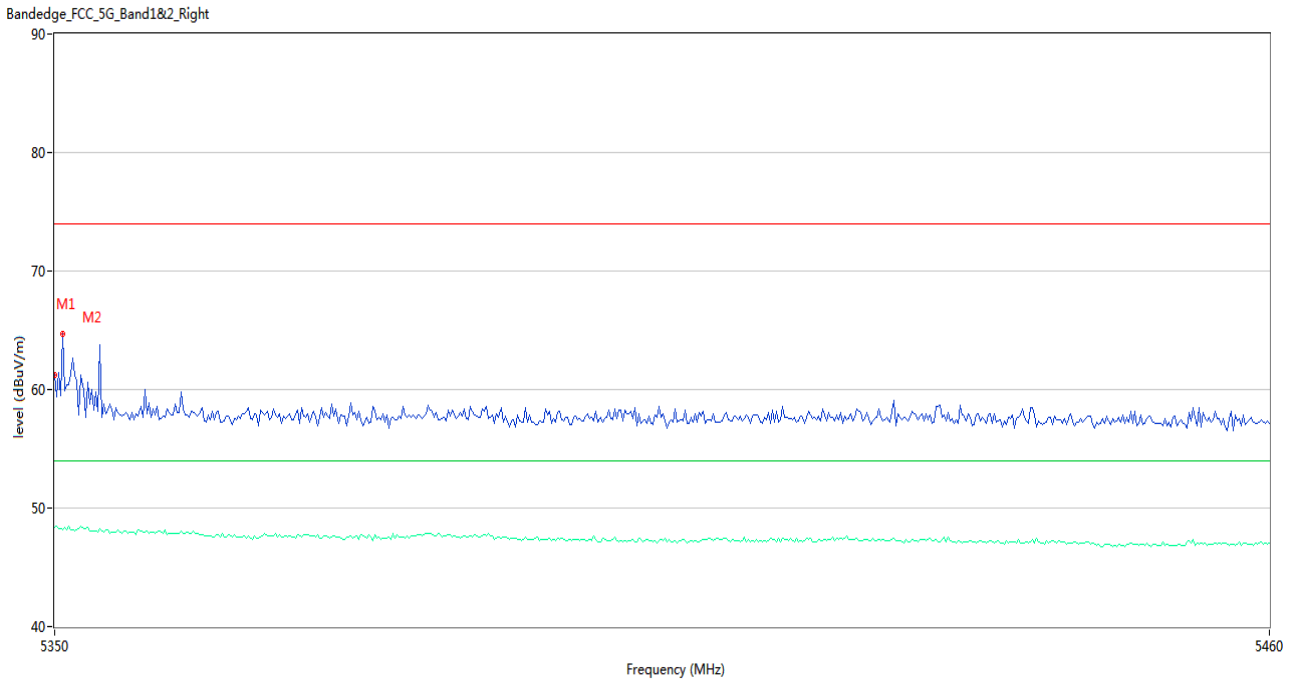
No.	Frequency (MHz)	Results (dBuV/m)	Factor (dB)	Limit (dBuV/m)	Over Limit (dB)	Detector	Table (Degree)	Height (cm)	Antenna	Verdict
1	5350.000	57.88	3.96	74.0	-16.12	Peak	170.00	150	Horizontal	Pass
1**	5350.000	47.28	3.96	54.0	-6.72	AV	170.00	150	Horizontal	Pass
2	5435.250	59.48	4.96	74.0	-14.52	Peak	170.00	150	Horizontal	Pass
2**	5435.250	47.11	4.96	54.0	-6.89	AV	170.00	150	Horizontal	Pass

U-NII-2A 11a CH52



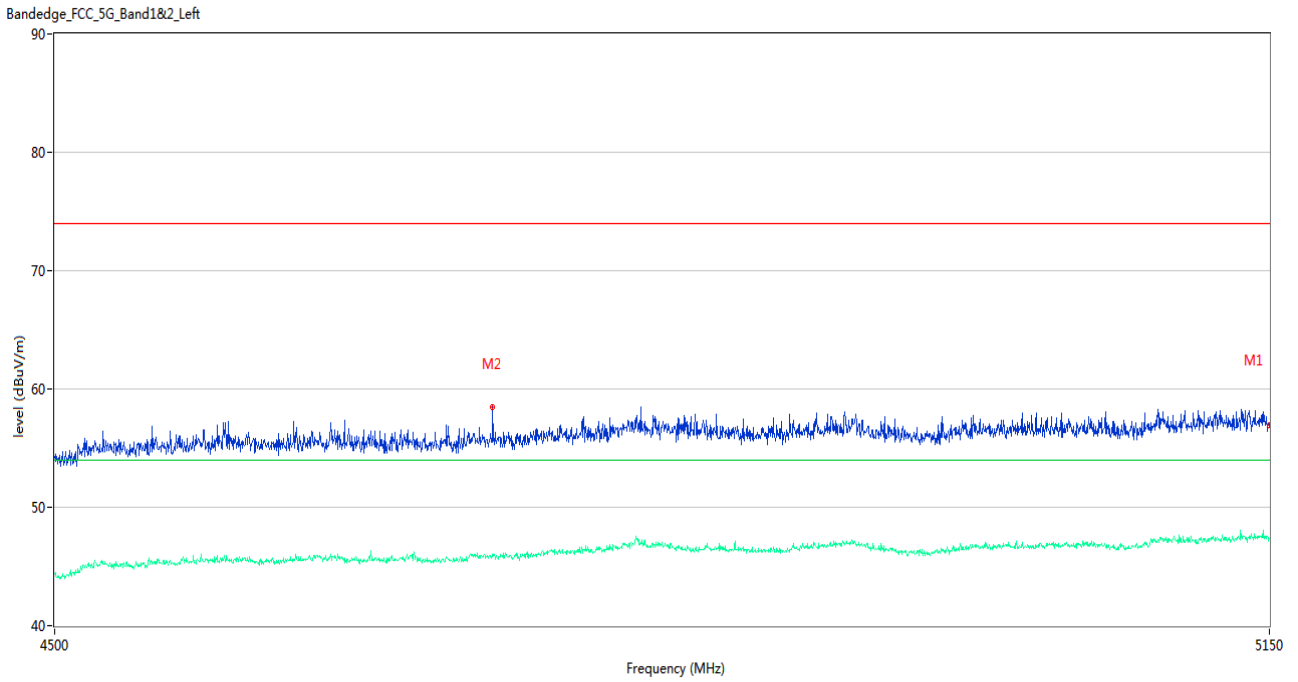
No.	Frequency (MHz)	Results (dBuV/m)	Factor (dB)	Limit (dBuV/m)	Over Limit (dB)	Detector	Table (Degree)	Height (cm)	Antenna	Verdict
1	5150.000	57.01	3.22	74.0	-16.99	Peak	150.00	150	Horizontal	Pass
1**	5150.000	47.08	3.22	54.0	-6.92	AV	150.00	150	Horizontal	Pass
2	5149.025	58.38	3.34	74.0	-15.62	Peak	356.00	150	Horizontal	Pass
2**	5149.025	47.44	3.34	54.0	-6.56	AV	356.00	150	Horizontal	Pass

U-NII-2A 11a CH64



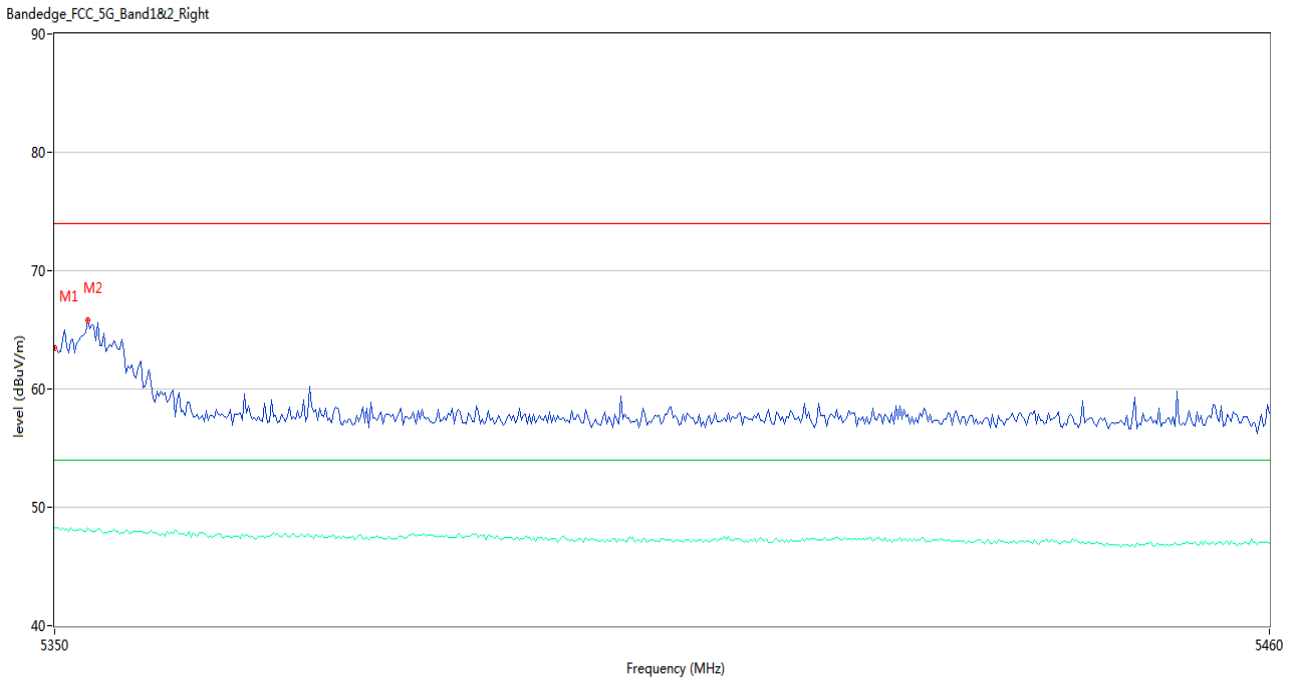
No.	Frequency (MHz)	Results (dBuV/m)	Factor (dB)	Limit (dBuV/m)	Over Limit (dB)	Detector	Table (Degree)	Height (cm)	Antenna	Verdict
1	5350.000	61.23	2.98	74.0	-12.77	Peak	107.00	150	Horizontal	Pass
1**	5350.000	48.34	2.98	54.0	-5.66	AV	107.00	150	Horizontal	Pass
2	5350.000	61.23	2.98	74.0	-12.77	Peak	107.00	150	Horizontal	Pass
2**	5350.000	48.34	2.98	54.0	-5.66	AV	107.00	150	Horizontal	Pass

U-NII-2A 11n20 CH52



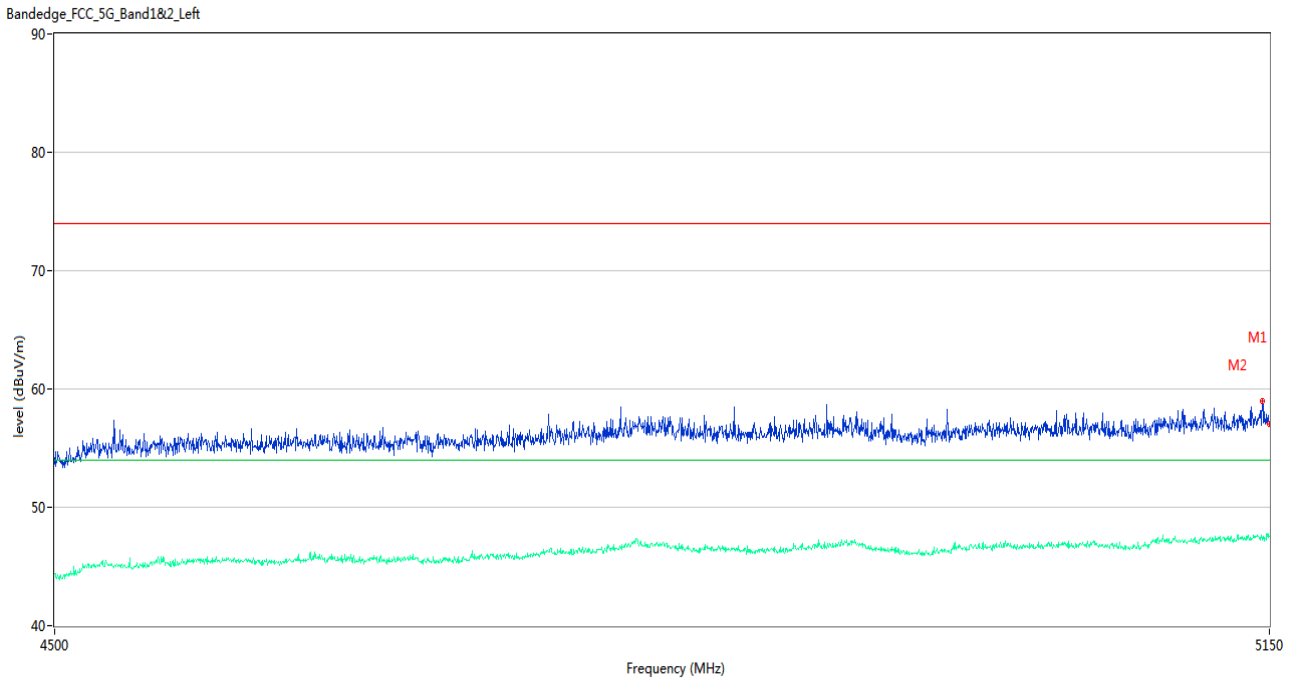
No.	Frequency (MHz)	Results (dBuV/m)	Factor (dB)	Limit (dBuV/m)	Over Limit (dB)	Detector	Table (Degree)	Height (cm)	Antenna	Verdict
1	5150.000	56.96	3.22	74.0	-17.04	Peak	293.00	150	Horizontal	Pass
1**	5150.000	47.36	3.22	54.0	-6.64	AV	293.00	150	Horizontal	Pass
2	4724.250	58.46	2.26	74.0	-15.54	Peak	195.00	150	Horizontal	Pass
2**	4724.250	45.84	2.26	54.0	-8.16	AV	195.00	150	Horizontal	Pass

U-NII-2A 11n20 CH64



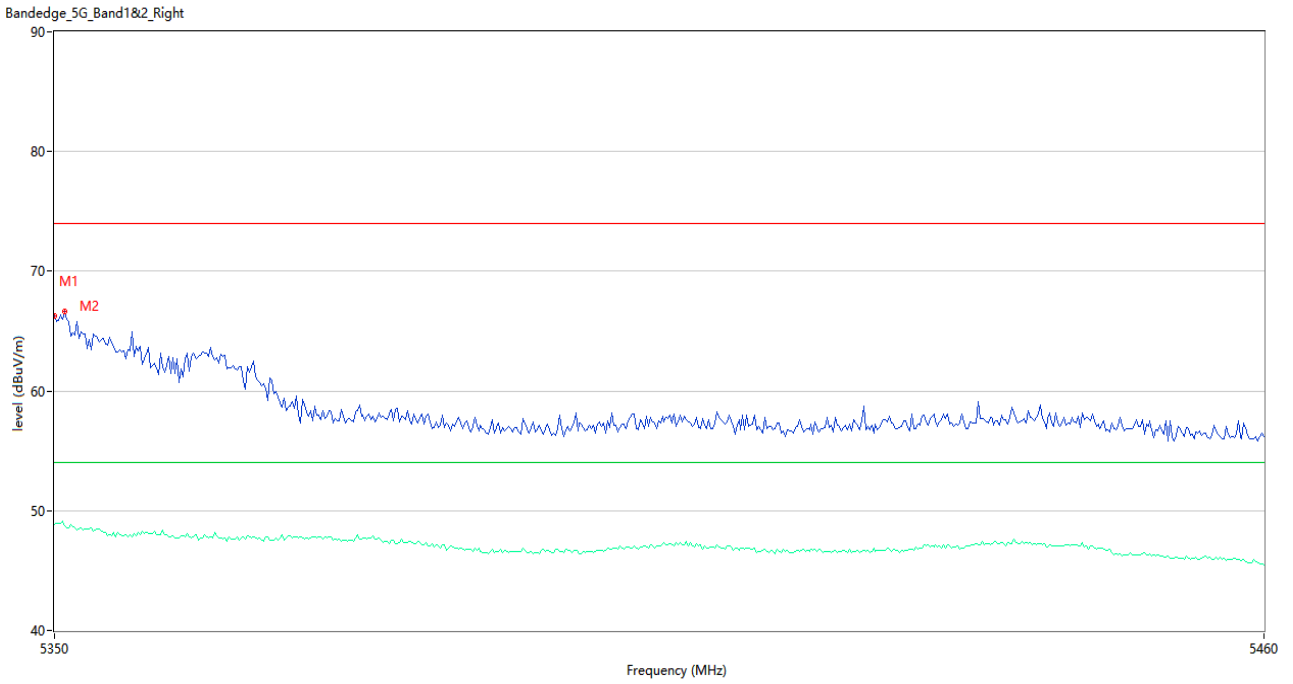
No.	Frequency (MHz)	Results (dBuV/m)	Factor (dB)	Limit (dBuV/m)	Over Limit (dB)	Detector	Table (Degree)	Height (cm)	Antenna	Verdict
1	5350.000	63.43	2.98	74.0	-10.57	Peak	153.00	150	Horizontal	Pass
1**	5350.000	48.29	2.98	54.0	-5.71	AV	153.00	150	Horizontal	Pass
2	5352.933	65.86	3.16	74.0	-8.14	Peak	136.00	150	Horizontal	Pass
2**	5352.933	48.23	3.16	54.0	-5.77	AV	136.00	150	Horizontal	Pass

U-NII-2A 11n40 CH54



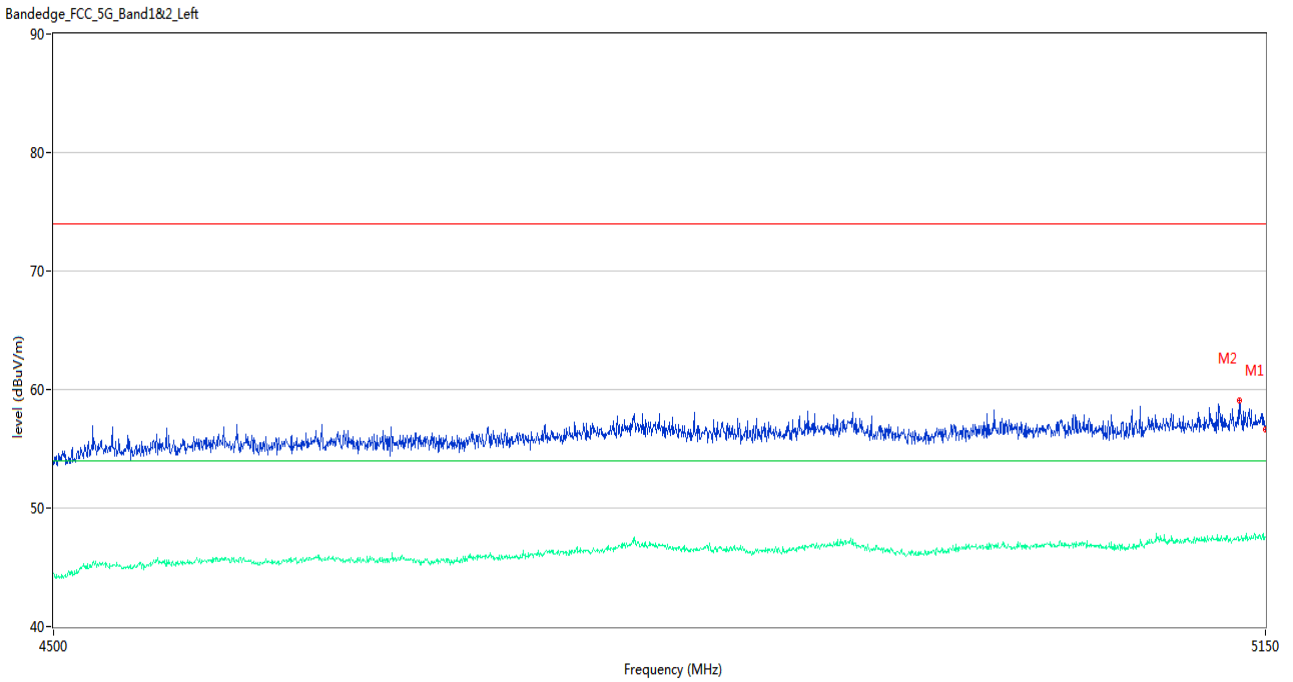
No.	Frequency (MHz)	Results (dBuV/m)	Factor (dB)	Limit (dBuV/m)	Over Limit (dB)	Detector	Table (Degree)	Height (cm)	Antenna	Verdict
1	5150.000	57.06	3.22	74.0	-16.94	Peak	82.00	150	Horizontal	Pass
1**	5150.000	47.59	3.22	54.0	-6.41	AV	82.00	150	Horizontal	Pass
2	5145.775	58.93	3.40	74.0	-15.07	Peak	98.00	150	Horizontal	Pass
2**	5145.775	47.22	3.40	54.0	-6.78	AV	98.00	150	Horizontal	Pass

U-NII-2A 11n40 CH62



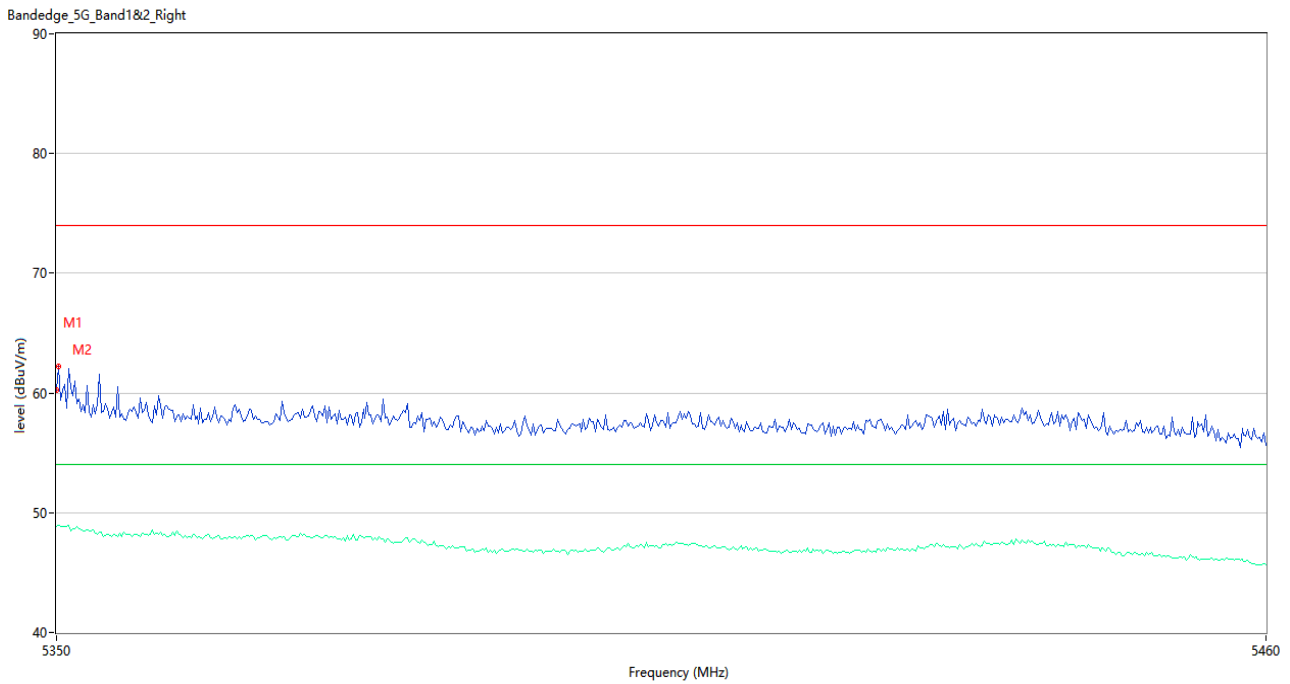
No.	Frequency (MHz)	Results (dBuV/m)	Factor (dB)	Limit (dBuV/m)	Over Limit (dB)	Detector	Table (Degree)	Height (cm)	Antenna	Verdict
1	5350.000	66.29	3.96	74.0	-7.71	Peak	166.00	150	Horizontal	Pass
1**	5350.000	48.90	3.96	54.0	-5.10	AV	166.00	150	Horizontal	Pass
2	5350.917	66.66	3.95	74.0	-7.34	Peak	154.00	150	Horizontal	Pass
2**	5350.917	48.76	3.95	54.0	-5.24	AV	154.00	150	Horizontal	Pass

U-NII-2A 11ac20 CH52



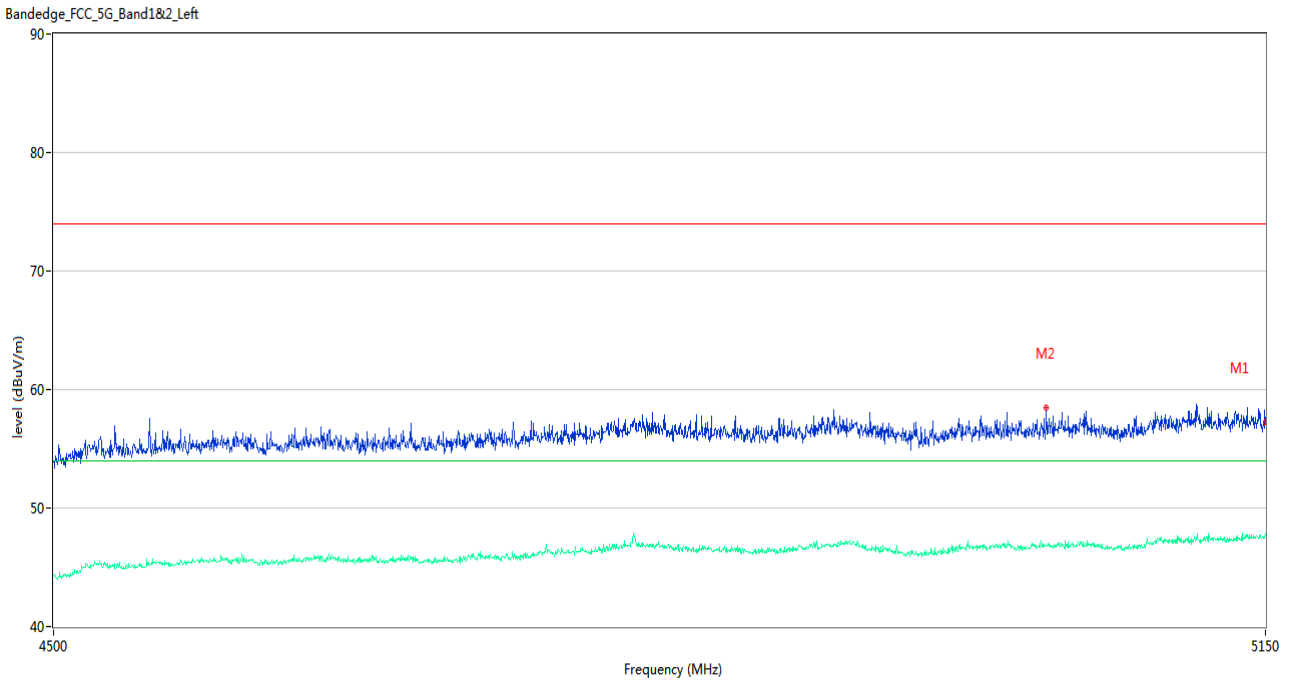
No.	Frequency (MHz)	Results (dBuV/m)	Factor (dB)	Limit (dBuV/m)	Over Limit (dB)	Detector	Table (Degree)	Height (cm)	Antenna	Verdict
1	5150.000	56.61	3.22	74.0	-17.39	Peak	135.00	150	Horizontal	Pass
1**	5150.000	47.59	3.22	54.0	-6.41	AV	135.00	150	Horizontal	Pass
2	5135.050	59.11	3.68	74.0	-14.89	Peak	107.00	150	Horizontal	Pass
2**	5135.050	47.26	3.68	54.0	-6.74	AV	107.00	150	Horizontal	Pass

U-NII-2A 11ac20 CH64



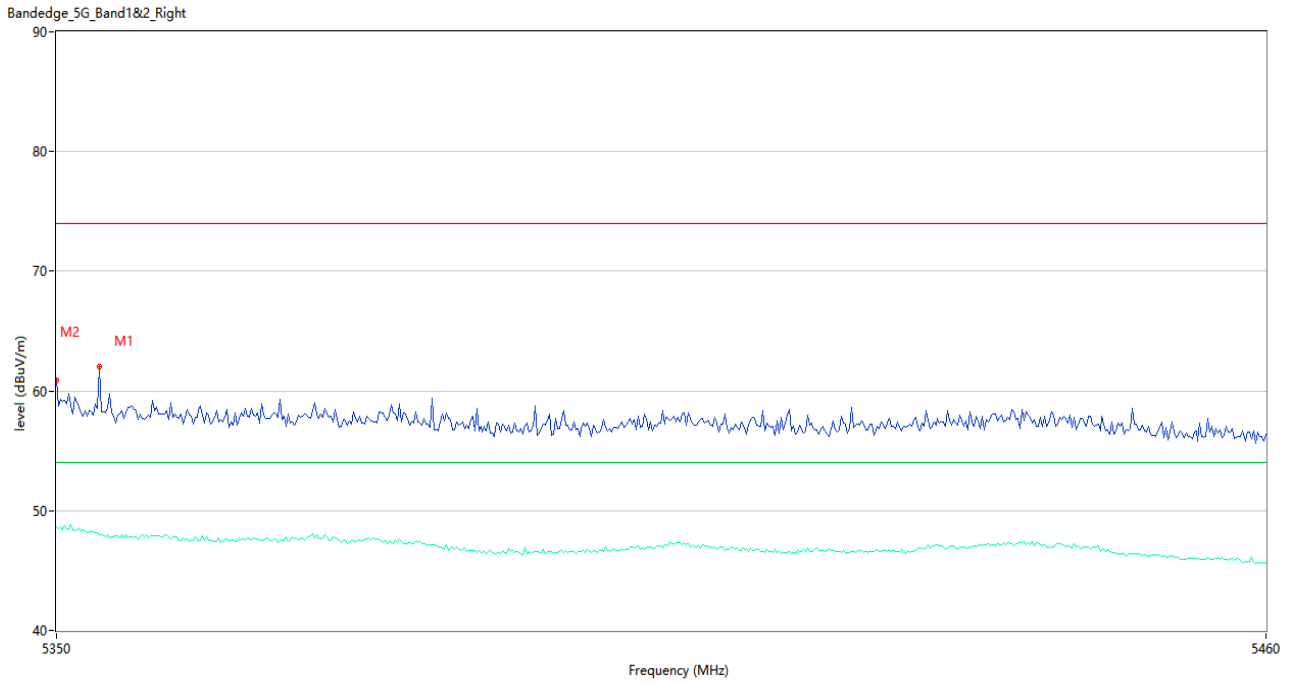
No.	Frequency (MHz)	Results (dBuV/m)	Factor (dB)	Limit (dBuV/m)	Over Limit (dB)	Detector	Table (Degree)	Height (cm)	Antenna	Verdict
1	5350.000	60.28	3.96	74.0	-13.72	Peak	159.00	150	Horizontal	Pass
1**	5350.000	48.88	3.96	54.0	-5.12	AV	159.00	150	Horizontal	Pass
2	5350.183	62.23	3.96	74.0	-11.77	Peak	167.00	150	Horizontal	Pass
2**	5350.183	48.98	3.96	54.0	-5.02	AV	167.00	150	Horizontal	Pass

U-NII-2A 11ac40 CH54



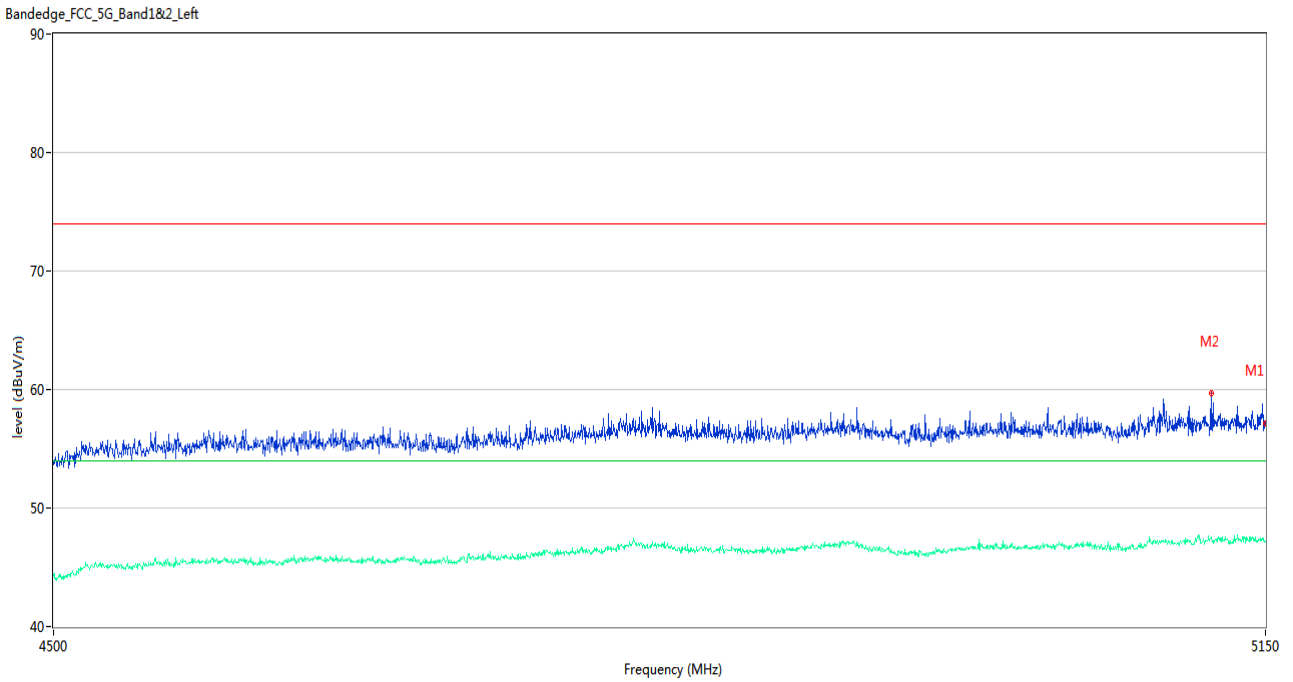
No.	Frequency (MHz)	Results (dBuV/m)	Factor (dB)	Limit (dBuV/m)	Over Limit (dB)	Detector	Table (Degree)	Height (cm)	Antenna	Verdict
1	5150.000	57.27	3.22	74.0	-16.73	Peak	4.00	150	Horizontal	Pass
1**	5150.000	47.81	3.22	54.0	-6.19	AV	4.00	150	Horizontal	Pass
2	5025.850	58.43	2.95	74.0	-15.57	Peak	100.00	150	Horizontal	Pass
2**	5025.850	46.83	2.95	54.0	-7.17	AV	100.00	150	Horizontal	Pass

U-NII-2A 11ac40 CH62



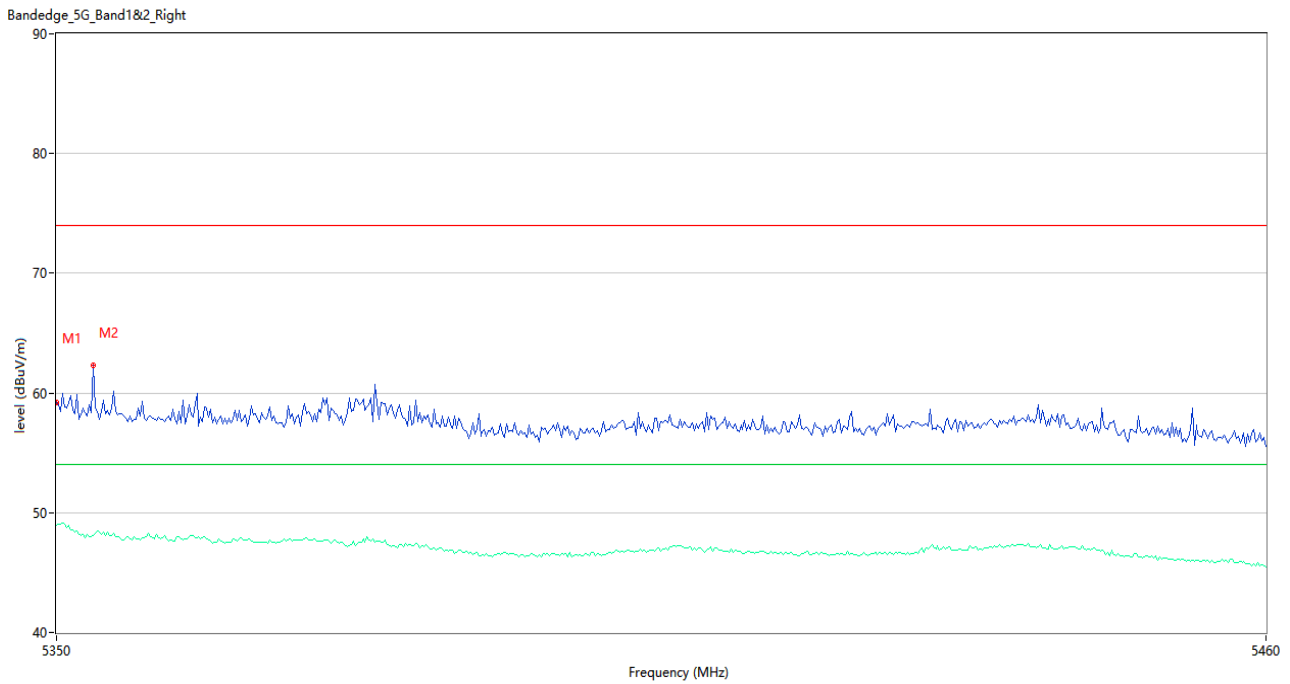
No.	Frequency (MHz)	Results (dBuV/m)	Factor (dB)	Limit (dBuV/m)	Over Limit (dB)	Detector	Table (Degree)	Height (cm)	Antenna	Verdict
1	5353.850	62.02	3.78	74.0	-11.98	Peak	187.00	150	Horizontal	Pass
1**	5353.850	48.03	3.78	54.0	-5.97	AV	187.00	150	Horizontal	Pass
2	5350.000	60.86	3.96	74.0	-13.14	Peak	179.00	150	Horizontal	Pass
2**	5350.000	48.66	3.96	54.0	-5.34	AV	179.00	150	Horizontal	Pass

U-NII-2A 11ac80 CH58



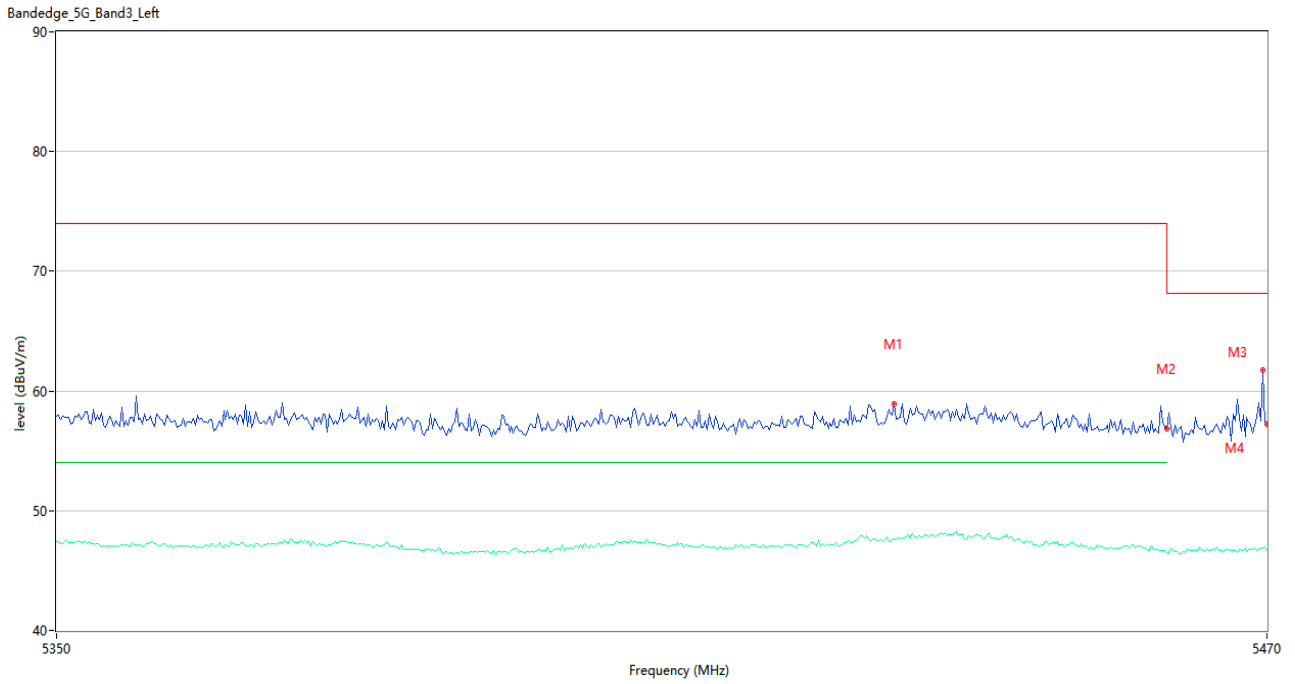
No.	Frequency (MHz)	Results (dBuV/m)	Factor (dB)	Limit (dBuV/m)	Over Limit (dB)	Detector	Table (Degree)	Height (cm)	Antenna	Verdict
1	5150.000	57.13	3.22	74.0	-16.87	Peak	71.00	150	Horizontal	Pass
1**	5150.000	47.13	3.22	54.0	-6.87	AV	71.00	150	Horizontal	Pass
2	5118.800	59.73	3.75	74.0	-14.27	Peak	14.00	150	Horizontal	Pass
2**	5118.800	47.55	3.75	54.0	-6.45	AV	14.00	150	Horizontal	Pass

U-NII-2A 11ac80 CH58



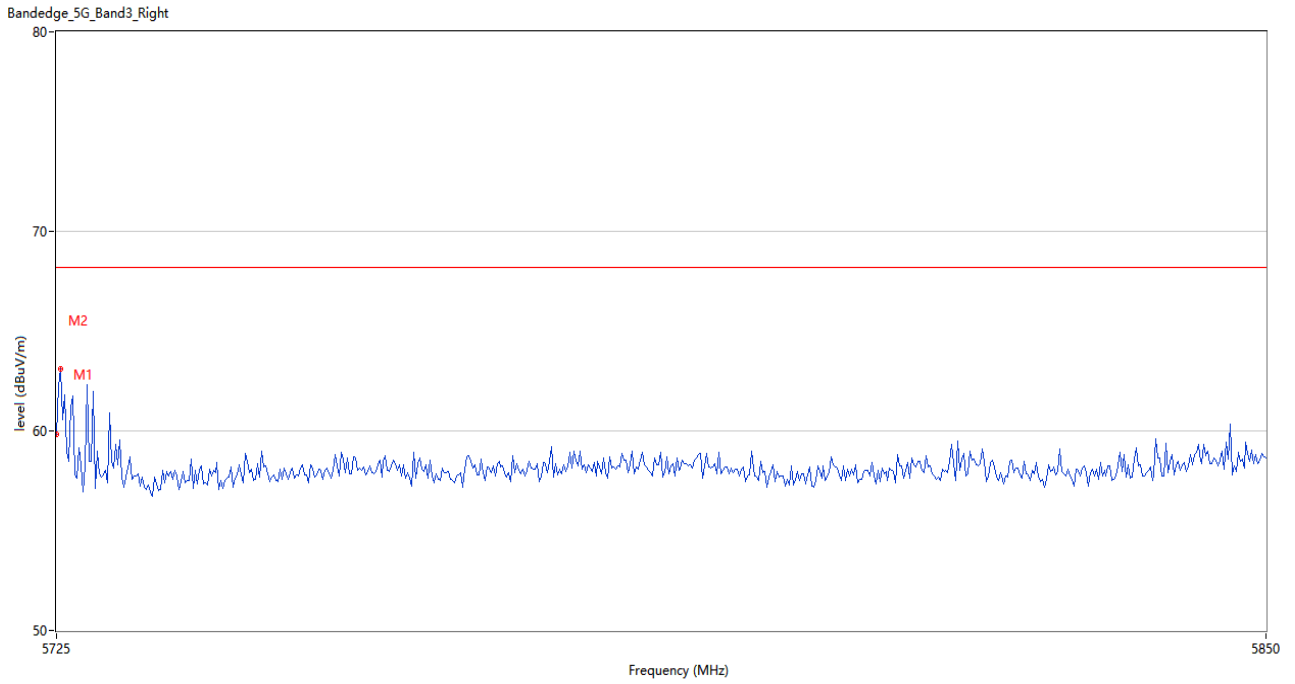
No.	Frequency (MHz)	Results (dBuV/m)	Factor (dB)	Limit (dBuV/m)	Over Limit (dB)	Detector	Table (Degree)	Height (cm)	Antenna	Verdict
1	5350.000	59.23	3.96	74.0	-14.77	Peak	157.00	150	Horizontal	Pass
1**	5350.000	48.90	3.96	54.0	-5.10	AV	157.00	150	Horizontal	Pass
2	5353.300	62.28	3.86	74.0	-11.72	Peak	157.00	150	Horizontal	Pass
2**	5353.300	48.09	3.86	54.0	-5.91	AV	157.00	150	Horizontal	Pass

U-NII-2C 11a CH100



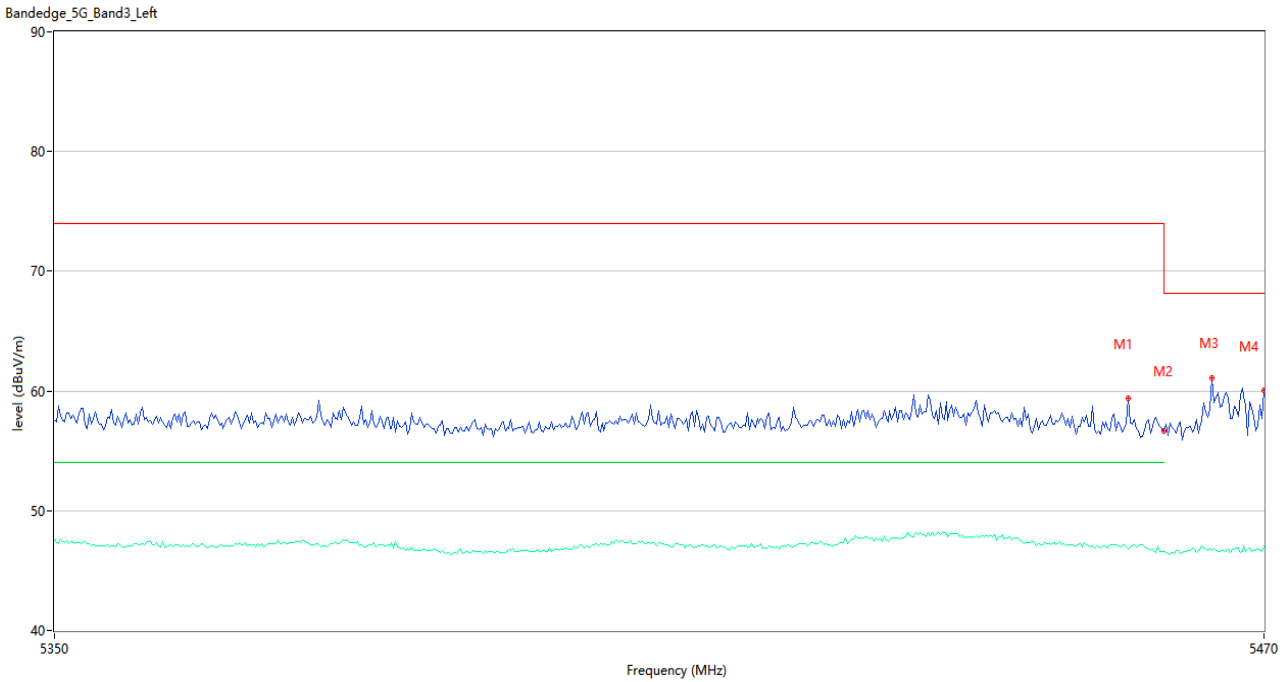
No.	Frequency (MHz)	Results (dBuV/m)	Factor (dB)	Limit (dBuV/m)	Over Limit (dB)	Detector	Table (Degree)	Height (cm)	Antenna	Verdict
1	5432.800	58.96	4.72	74.0	-15.04	Peak	174.00	150	Horizontal	Pass
1**	5432.800	47.58	4.72	54.0	-6.42	AV	174.00	150	Horizontal	Pass
2	5460.000	56.82	4.23	74.0	-17.18	Peak	172.00	150	Horizontal	Pass
2**	5460.000	46.42	4.23	54.0	-7.58	AV	172.00	150	Horizontal	Pass
3	5469.600	61.79	3.80	68.2	-6.41	Peak	152.00	150	Horizontal	Pass
3**	5469.600	46.85	3.80	--	--	AV	152.00	150	Horizontal	N/A
4	5470.000	57.28	3.80	68.2	-10.92	Peak	28.00	150	Horizontal	Pass
4**	5470.000	46.66	3.80	--	--	AV	28.00	150	Horizontal	N/A

U-NII-2C 11a CH140



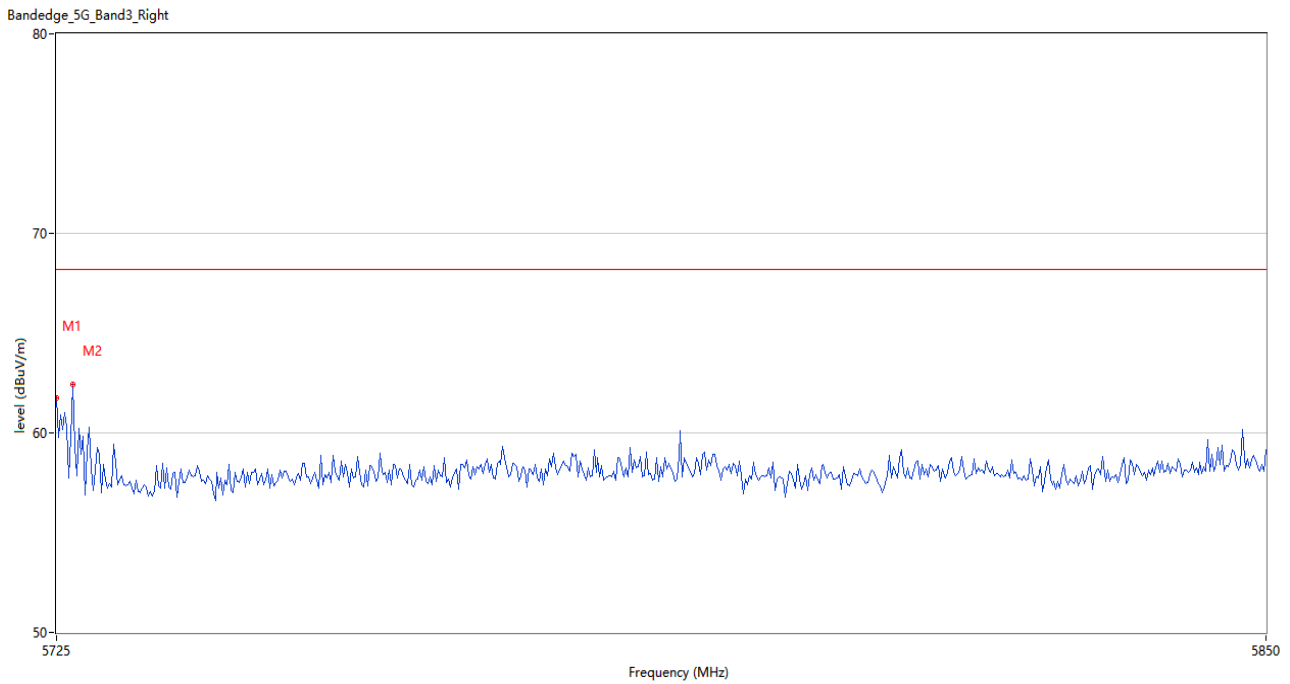
No.	Frequency (MHz)	Results (dBuV/m)	Factor (dB)	Limit (dBuV/m)	Over Limit (dB)	Detector	Table (Degree)	Height (cm)	Antenna	Verdict
1	5725.000	59.85	4.45	68.2	-8.35	Peak	145.00	150	Horizontal	Pass
2	5725.416	63.12	4.41	68.2	-5.08	Peak	161.00	150	Horizontal	Pass

U-NII-2C 11n20 CH100



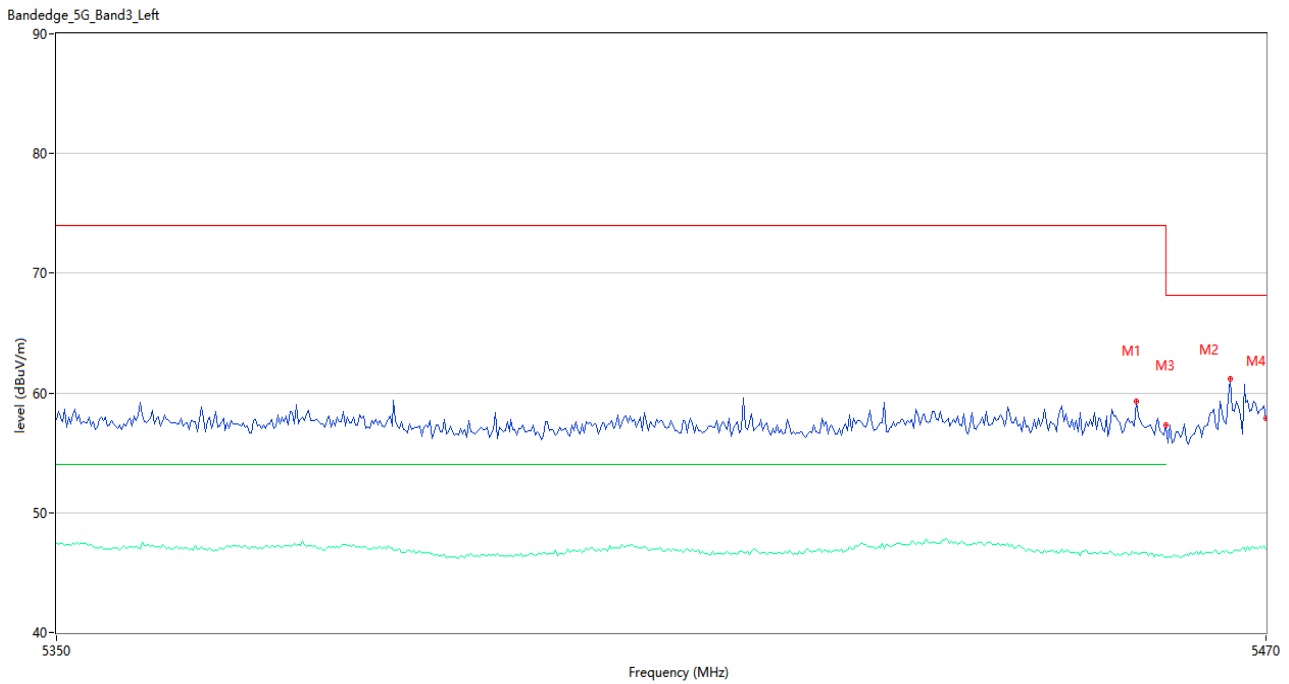
No.	Frequency (MHz)	Results (dBuV/m)	Factor (dB)	Limit (dBuV/m)	Over Limit (dB)	Detector	Table (Degree)	Height (cm)	Antenna	Verdict
1	5456.400	59.36	4.56	74.0	-14.64	Peak	149.00	150	Horizontal	Pass
1**	5456.400	46.81	4.56	54.0	-7.19	AV	149.00	150	Horizontal	Pass
2	5460.000	56.70	4.23	74.0	-17.30	Peak	157.00	150	Horizontal	Pass
2**	5460.000	46.60	4.23	54.0	-7.40	AV	157.00	150	Horizontal	Pass
3	5464.800	61.09	4.09	68.2	-7.11	Peak	162.00	150	Horizontal	Pass
3**	5464.800	46.72	4.09	--	--	AV	162.00	150	Horizontal	N/A
4	5470.000	60.05	3.80	68.2	-8.15	Peak	179.00	150	Horizontal	Pass
4**	5470.000	47.03	3.80	--	--	AV	179.00	150	Horizontal	N/A

U-NII-2C 11n20 CH140



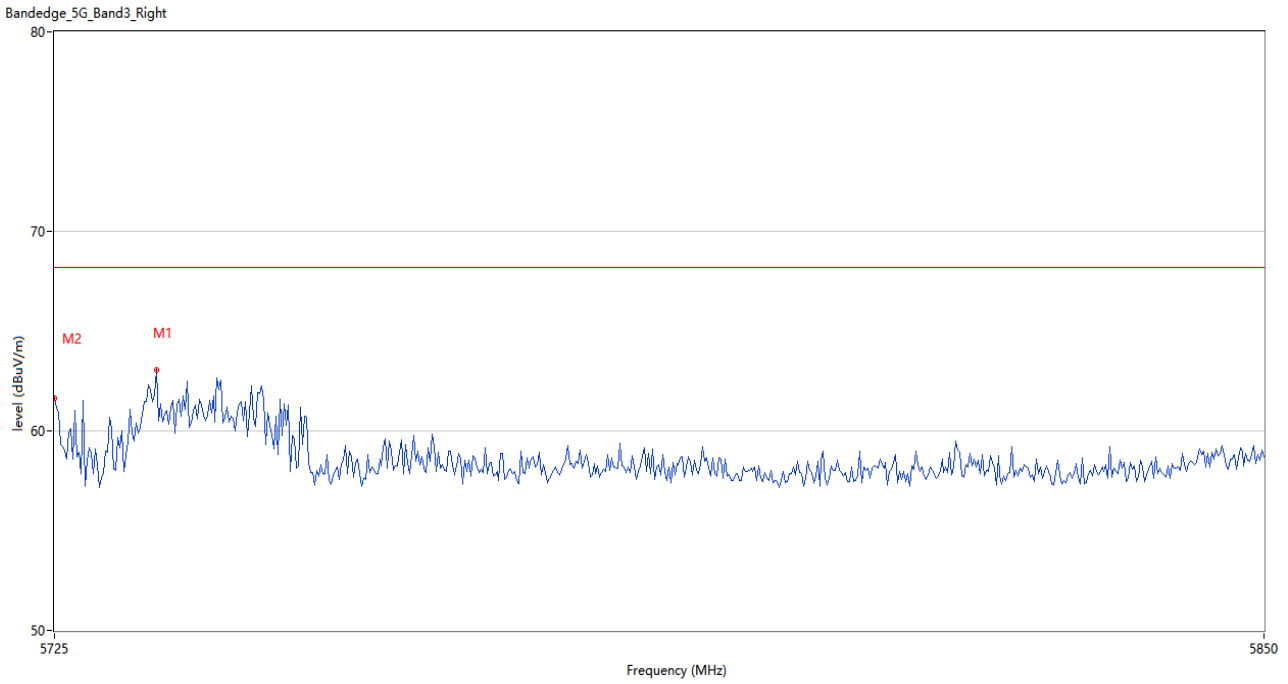
No.	Frequency (MHz)	Results (dBuV/m)	Factor (dB)	Limit (dBuV/m)	Over Limit (dB)	Detector	Table (Degree)	Height (cm)	Antenna	Verdict
1	5725.000	61.76	4.45	68.2	-6.44	Peak	160.00	150	Horizontal	Pass
2	5726.667	62.41	4.32	68.2	-5.79	Peak	160.00	150	Horizontal	Pass

U-NII-2C 11n40 CH102



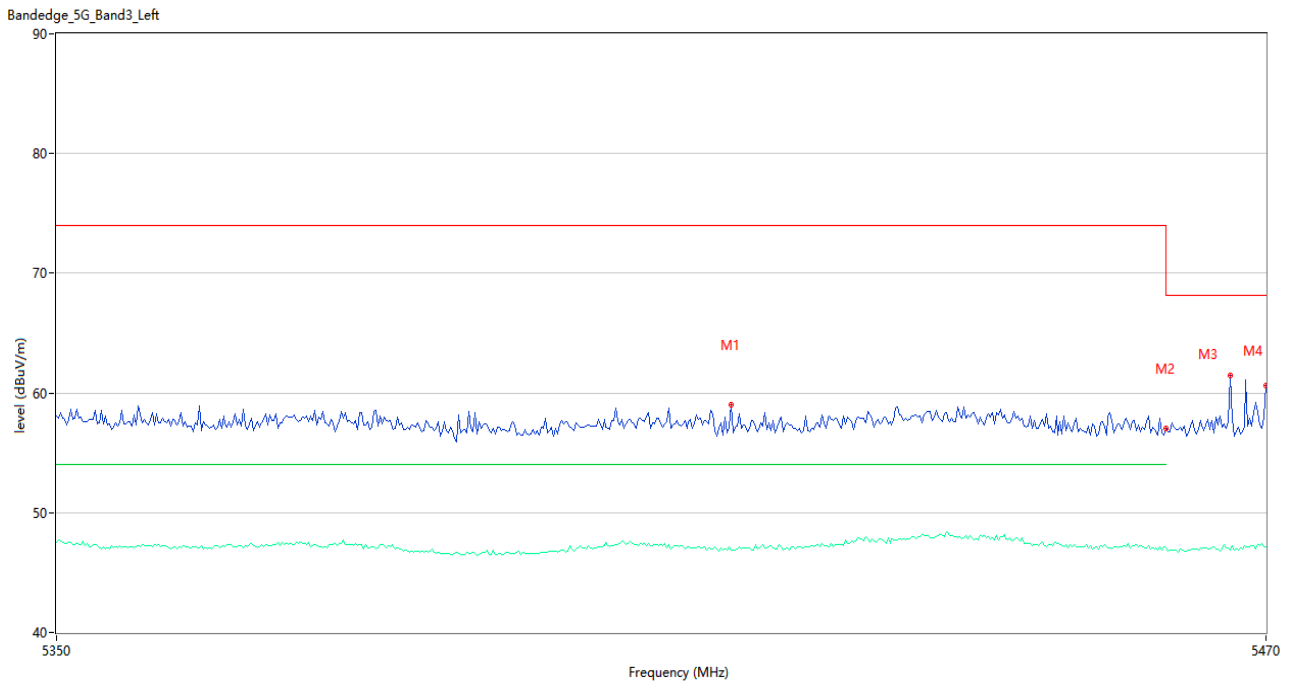
No.	Frequency (MHz)	Results (dBuV/m)	Factor (dB)	Limit (dBuV/m)	Over Limit (dB)	Detector	Table (Degree)	Height (cm)	Antenna	Verdict
1	5457.000	59.26	4.57	74.0	-14.74	Peak	165.00	150	Horizontal	Pass
1**	5457.000	46.65	4.57	54.0	-7.35	AV	165.00	150	Horizontal	Pass
2	5466.400	61.20	3.98	68.2	-7.00	Peak	160.00	150	Horizontal	Pass
2**	5466.400	46.61	3.98	--	--	AV	160.00	150	Horizontal	N/A
3	5460.000	57.32	4.23	74.0	-16.68	Peak	152.00	150	Horizontal	Pass
3**	5460.000	46.35	4.23	54.0	-7.65	AV	152.00	150	Horizontal	Pass
4	5470.000	57.92	3.80	68.2	-10.28	Peak	157.00	150	Horizontal	Pass
4**	5470.000	46.97	3.80	--	--	AV	157.00	150	Horizontal	N/A

U-NII-2C 11n40 CH134



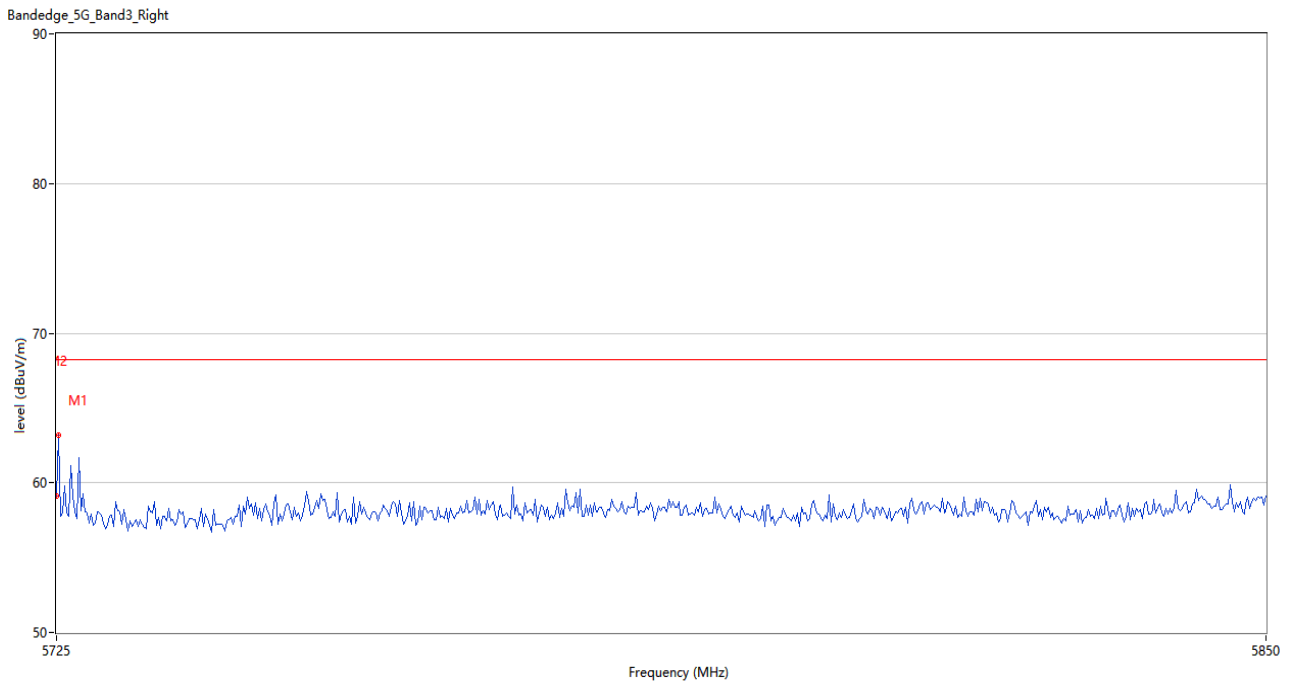
No.	Frequency (MHz)	Results (dBuV/m)	Factor (dB)	Limit (dBuV/m)	Over Limit (dB)	Detector	Table (Degree)	Height (cm)	Antenna	Verdict
1	5735.416	63.04	4.10	68.2	-5.16	Peak	165.00	150	Horizontal	Pass
2	5725.000	61.64	4.45	68.2	-6.56	Peak	180.00	150	Horizontal	Pass

U-NII-2C 11ac20 CH100



No.	Frequency (MHz)	Results (dBuV/m)	Factor (dB)	Limit (dBuV/m)	Over Limit (dB)	Detector	Table (Degree)	Height (cm)	Antenna	Verdict
1	5416.600	59.04	3.82	74.0	-14.96	Peak	172.00	150	Horizontal	Pass
1**	5416.600	46.90	3.82	54.0	-7.10	AV	172.00	150	Horizontal	Pass
2	5460.000	57.00	4.23	74.0	-17.00	Peak	184.00	150	Horizontal	Pass
2**	5460.000	47.03	4.23	54.0	-6.97	AV	184.00	150	Horizontal	Pass
3	5466.400	61.48	3.98	68.2	-6.72	Peak	140.00	150	Horizontal	Pass
3**	5466.400	46.86	3.98	--	--	AV	140.00	150	Horizontal	N/A
4	5470.000	60.59	3.80	68.2	-7.61	Peak	139.00	150	Horizontal	Pass
4**	5470.000	47.15	3.80	--	--	AV	139.00	150	Horizontal	N/A

U-NII-2C 11ac20 CH140



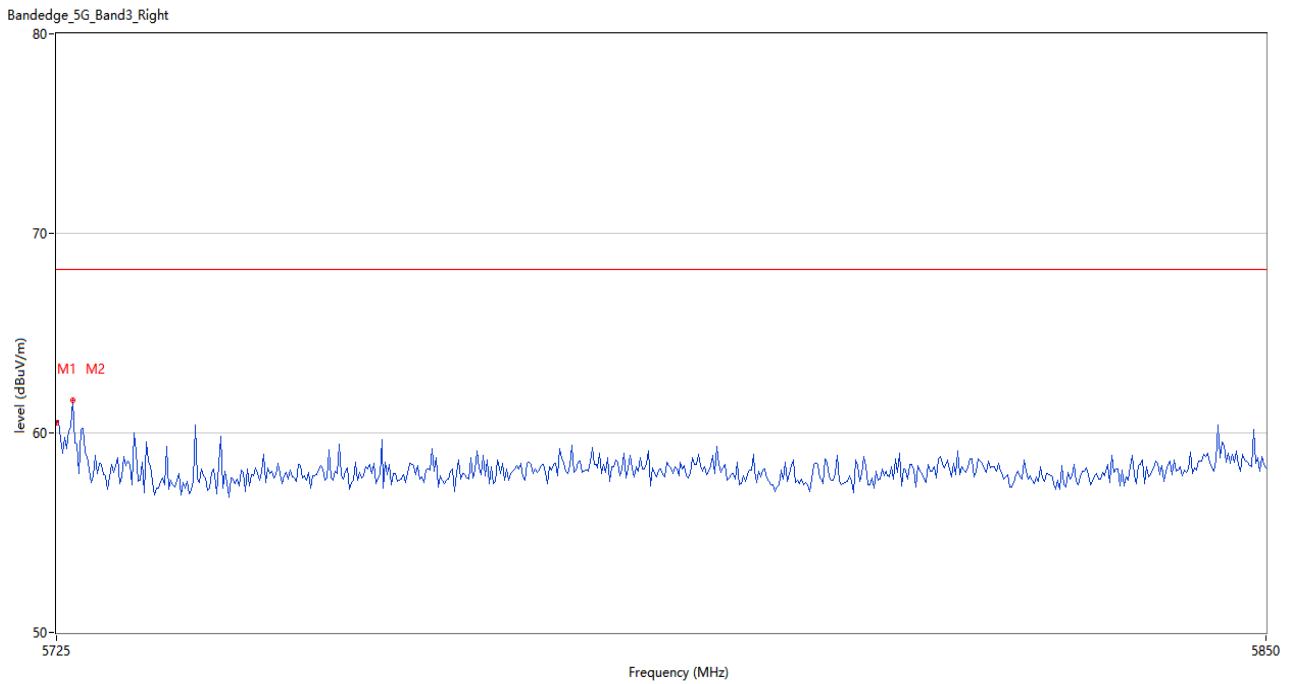
No.	Frequency (MHz)	Results (dBuV/m)	Factor (dB)	Limit (dBuV/m)	Over Limit (dB)	Detector	Table (Degree)	Height (cm)	Antenna	Verdict
1	5725.000	59.14	4.45	68.2	-9.06	Peak	136.00	150	Horizontal	Pass
2	5725.209	63.16	4.43	68.2	-5.04	Peak	153.00	150	Horizontal	Pass

U-NII-2C 11ac40 CH102



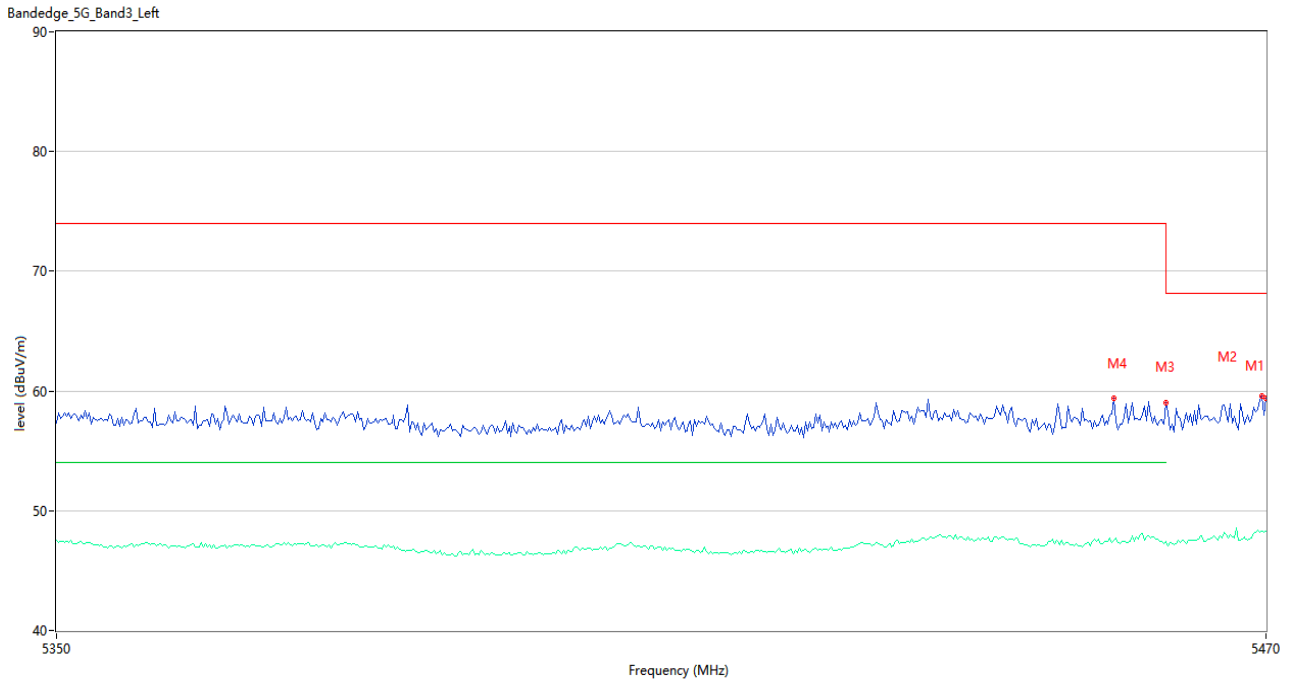
No.	Frequency (MHz)	Results (dBuV/m)	Factor (dB)	Limit (dBuV/m)	Over Limit (dB)	Detector	Table (Degree)	Height (cm)	Antenna	Verdict
1	5460.000	57.49	4.23	74.0	-16.51	Peak	154.00	150	Horizontal	Pass
1**	5460.000	46.91	4.23	54.0	-7.09	AV	154.00	150	Horizontal	Pass
2	5470.000	57.10	3.80	68.2	-11.10	Peak	153.00	150	Horizontal	Pass
2**	5470.000	47.13	3.80	--	--	AV	153.00	150	Horizontal	N/A
3	5465.000	61.37	4.07	68.2	-6.83	Peak	156.00	150	Horizontal	Pass
3**	5465.000	46.88	4.07	--	--	AV	156.00	150	Horizontal	N/A
4	5366.400	59.51	3.59	74.0	-14.49	Peak	58.00	150	Horizontal	Pass
4**	5366.400	47.11	3.59	54.0	-6.89	AV	58.00	150	Horizontal	Pass

U-NII-2C 11ac40 CH134



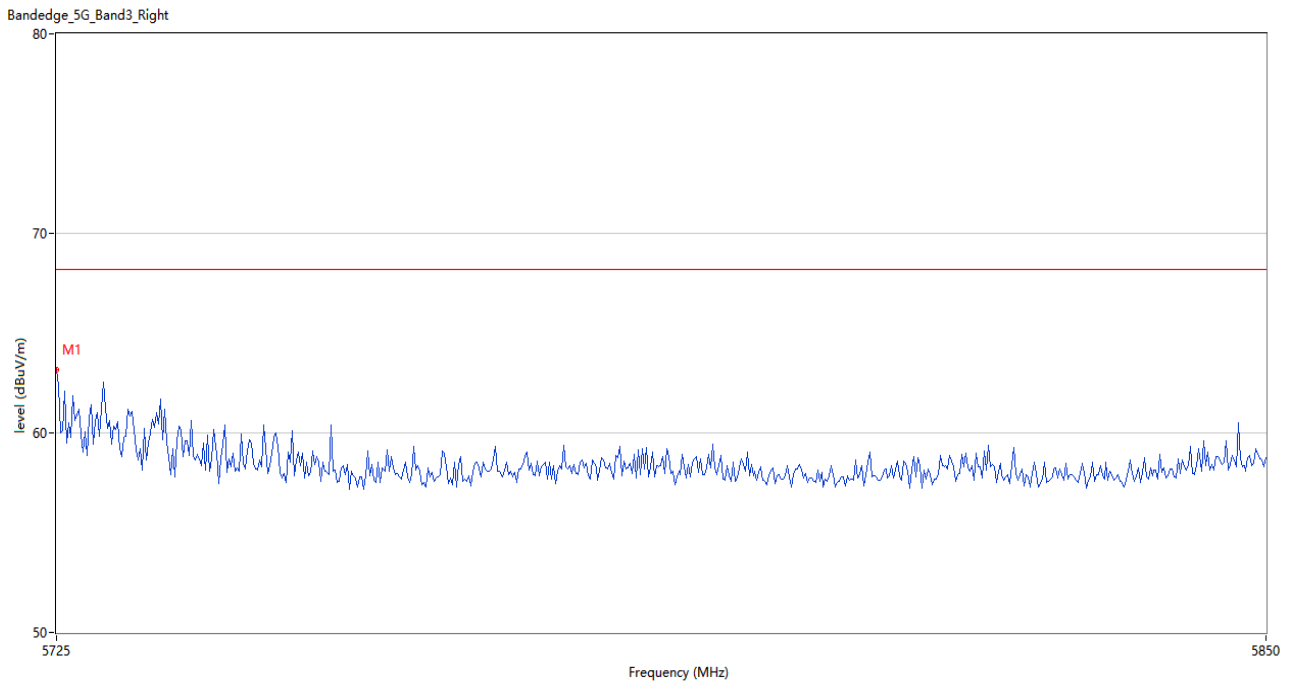
No.	Frequency (MHz)	Results (dBuV/m)	Factor (dB)	Limit (dBuV/m)	Over Limit (dB)	Detector	Table (Degree)	Height (cm)	Antenna	Verdict
1	5725.000	60.51	4.45	68.2	-7.69	Peak	155.00	150	Horizontal	Pass
2	5726.667	61.62	4.32	68.2	-6.58	Peak	162.00	150	Horizontal	Pass

U-NII-2C 11ac80 CH106



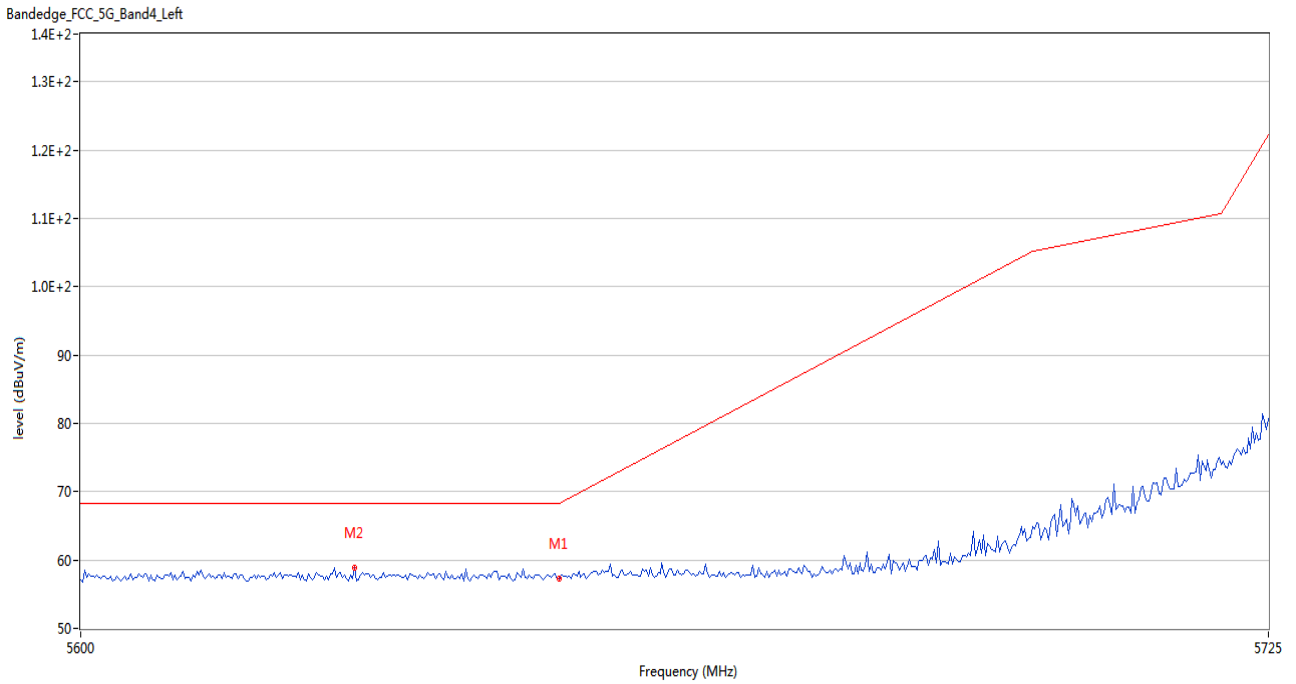
No.	Frequency (MHz)	Results (dBuV/m)	Factor (dB)	Limit (dBuV/m)	Over Limit (dB)	Detector	Table (Degree)	Height (cm)	Antenna	Verdict
1	5470.000	59.41	3.80	68.2	-8.79	Peak	156.00	150	Horizontal	Pass
1**	5470.000	48.28	3.80	--	--	AV	156.00	150	Horizontal	N/A
2	5469.600	59.55	3.80	68.2	-8.65	Peak	170.00	150	Horizontal	Pass
2**	5469.600	48.32	3.80	--	48.32	AV	170.00	150	Horizontal	N/A
3	5460.000	59.05	4.23	74.0	--	Peak	165.00	150	Horizontal	Pass
3**	5460.000	47.45	4.23	54.0	-6.55	AV	165.00	150	Horizontal	Pass
4	5454.800	59.38	4.53	74.0	-14.62	Peak	173.00	150	Horizontal	Pass
4**	5454.800	47.58	4.53	54.0	-6.42	AV	173.00	150	Horizontal	Pass

U-NII-2C 11ac80 CH122



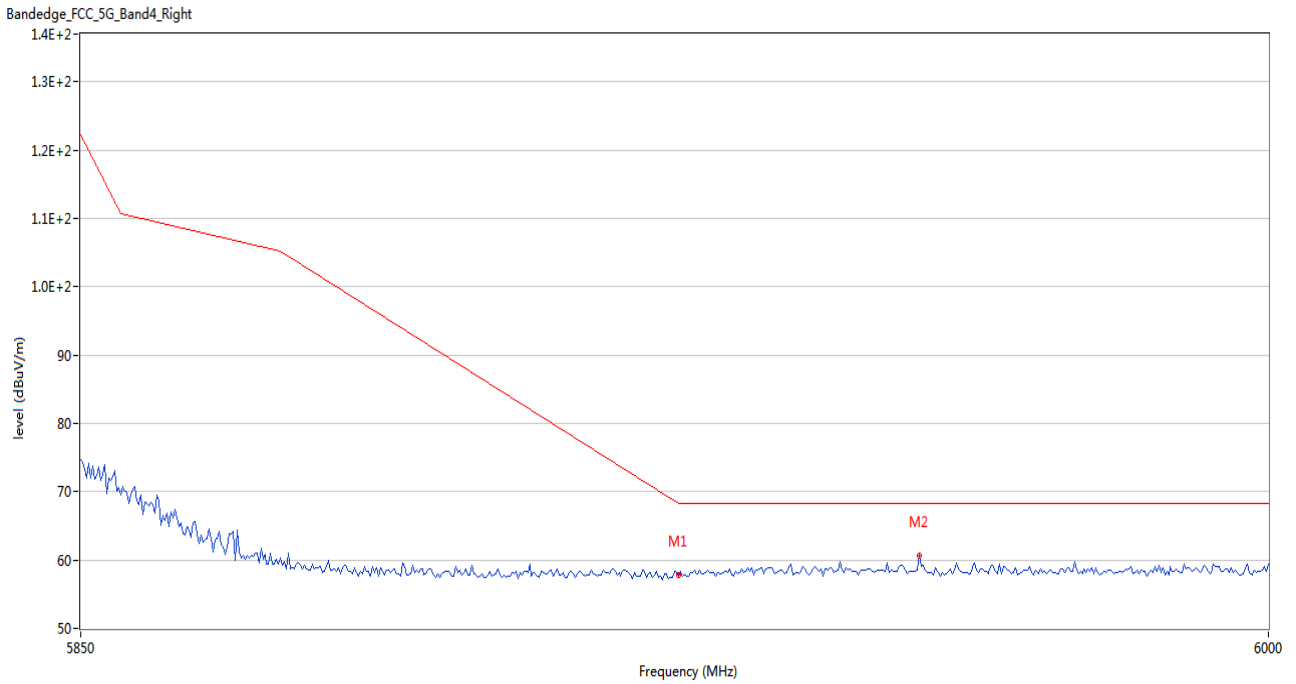
No.	Frequency (MHz)	Results (dBuV/m)	Factor (dB)	Limit (dBuV/m)	Over Limit (dB)	Detector	Table (Degree)	Height (cm)	Antenna	Verdict
1	5725.000	63.17	4.45	68.2	-5.03	Peak	163.00	150	Horizontal	Pass

U-NII-3 11a CH149



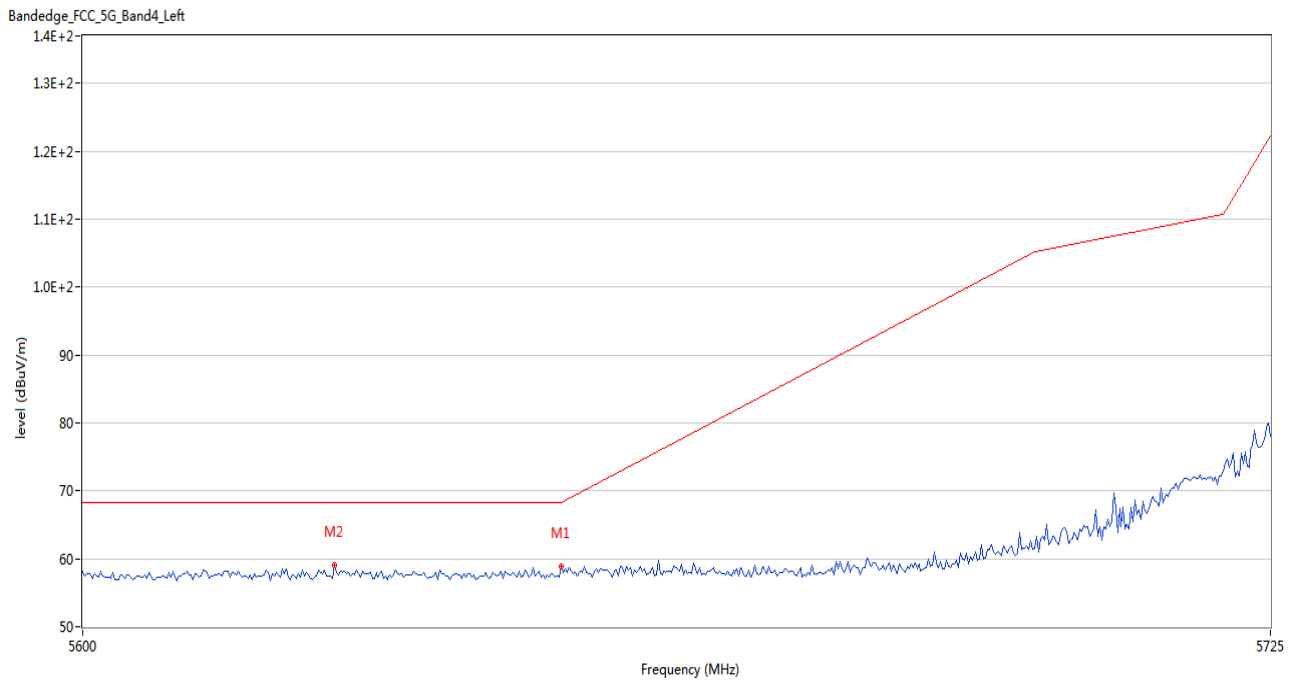
No.	Frequency (MHz)	Results (dBuV/m)	Factor (dB)	Limit (dBuV/m)	Over Limit (dB)	Detector	Table (Degree)	Height (cm)	Antenna	Verdict
1	5650.000	57.36	3.60	68.2	-10.84	Peak	224.00	150	Horizontal	Pass
2	5628.541	58.95	3.43	68.2	-9.25	Peak	150.00	150	Horizontal	Pass

U-NII-3 11a CH165



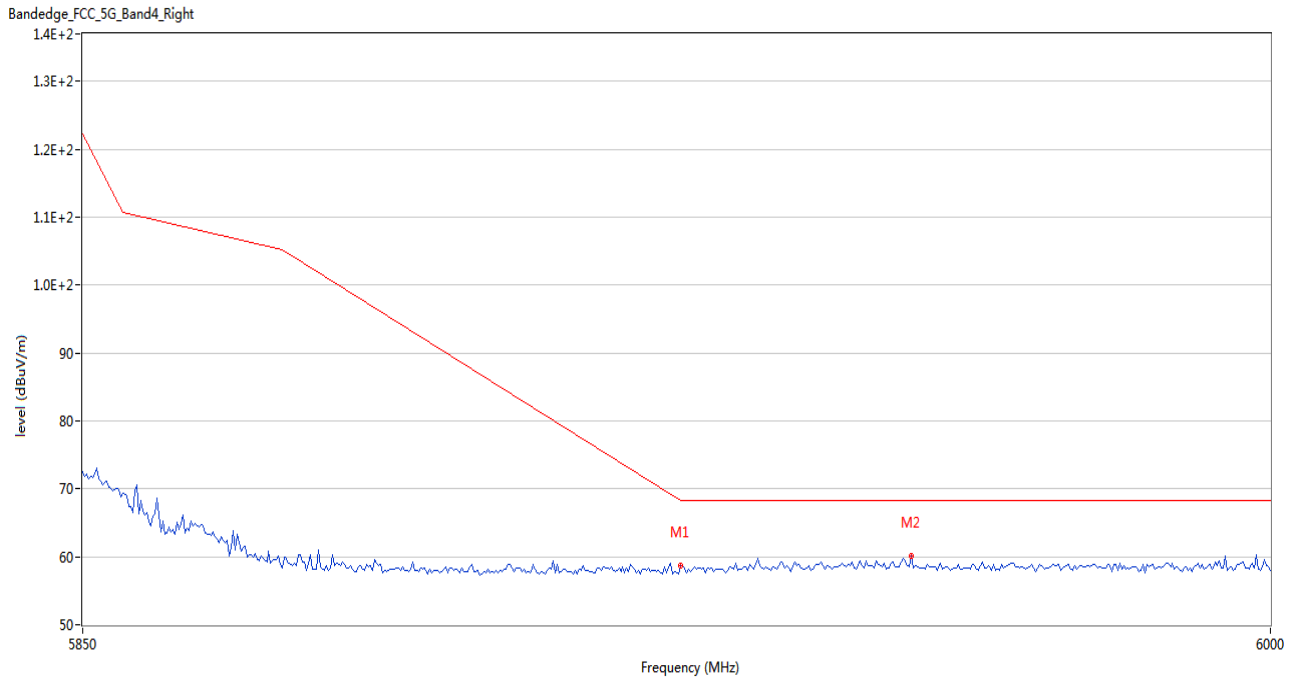
No.	Frequency (MHz)	Results (dBuV/m)	Factor (dB)	Limit (dBuV/m)	Over Limit (dB)	Detector	Table (Degree)	Height (cm)	Antenna	Verdict
1	5925.000	57.81	3.43	68.2	-10.39	Peak	158.00	150	Horizontal	Pass
2	5955.500	60.59	4.72	68.2	-7.61	Peak	164.00	150	Horizontal	Pass

U-NII-3 11n20 CH149



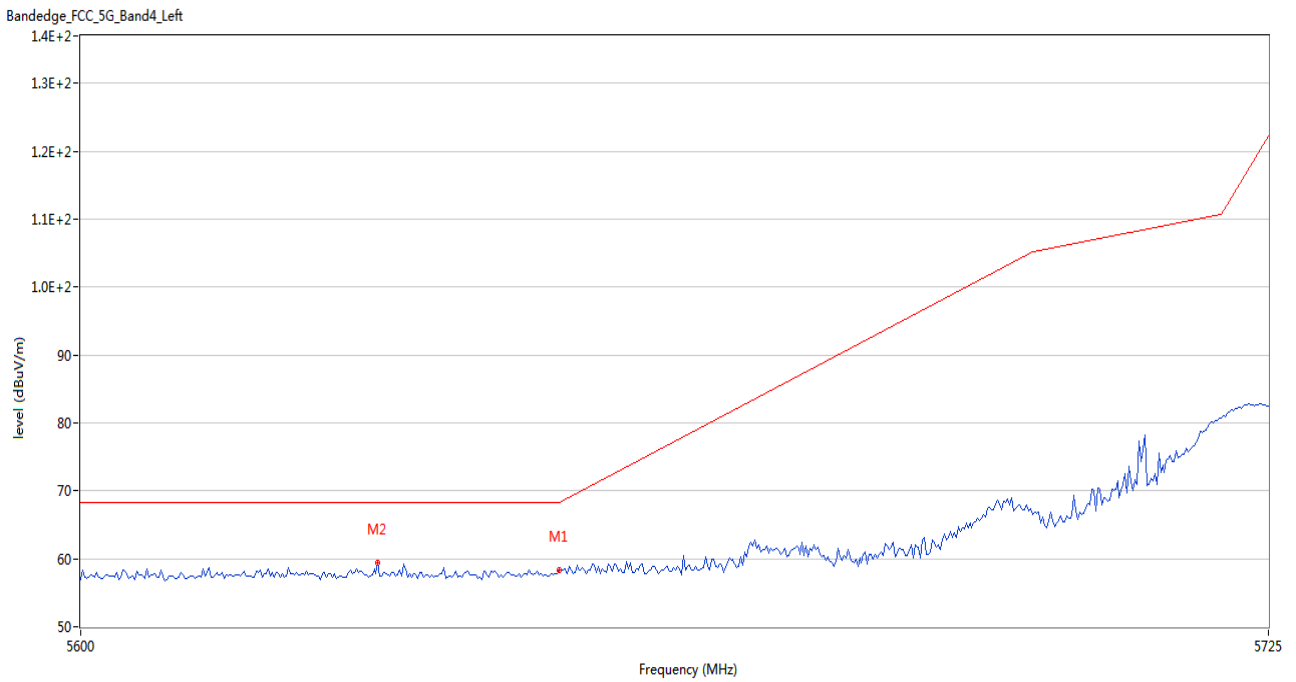
No.	Frequency (MHz)	Results (dBuV/m)	Factor (dB)	Limit (dBuV/m)	Over Limit (dB)	Detector	Table (Degree)	Height (cm)	Antenna	Verdict
1	5650.000	58.81	3.60	68.2	-9.39	Peak	139.00	150	Horizontal	Pass
2	5626.250	59.08	3.38	68.2	-9.12	Peak	157.00	150	Horizontal	Pass

U-NII-3 11n20 CH165



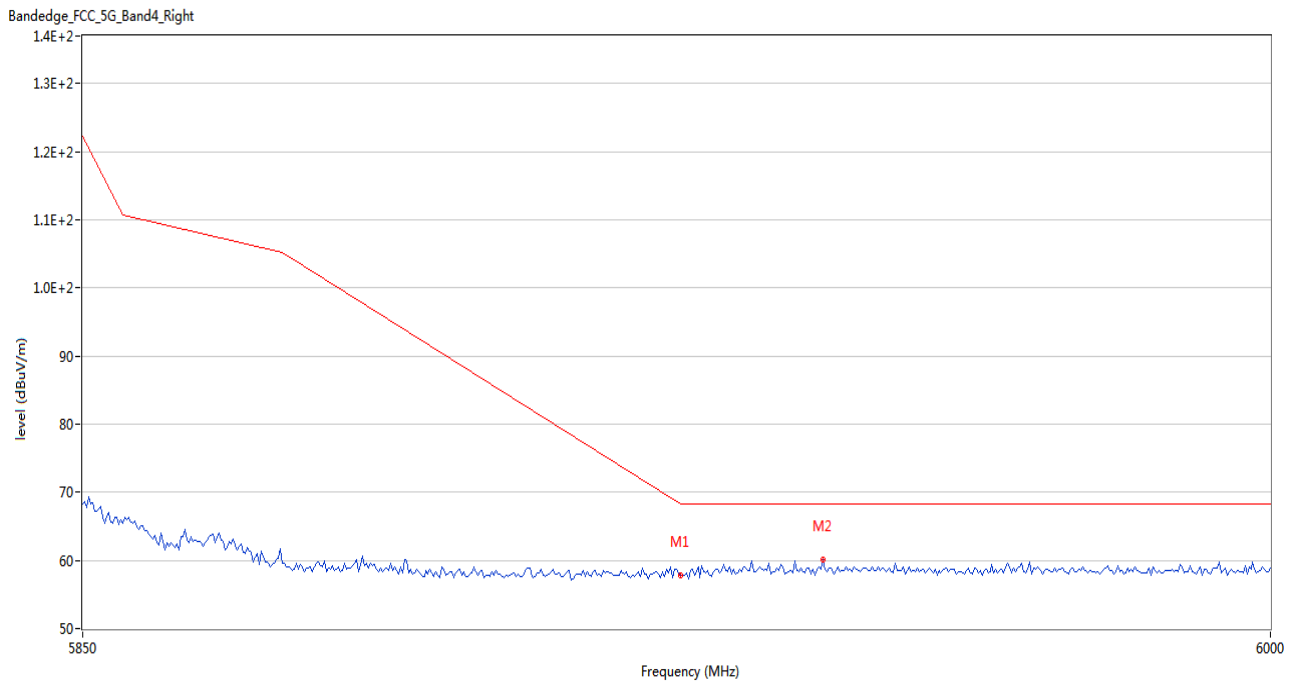
No.	Frequency (MHz)	Results (dBuV/m)	Factor (dB)	Limit (dBuV/m)	Over Limit (dB)	Detector	Table (Degree)	Height (cm)	Antenna	Verdict
1	5925.000	58.62	3.43	68.2	-9.58	Peak	360.00	150	Horizontal	Pass
2	5954.250	60.11	4.71	68.2	-8.09	Peak	141.00	150	Horizontal	Pass

U-NII-3 11n40 CH151



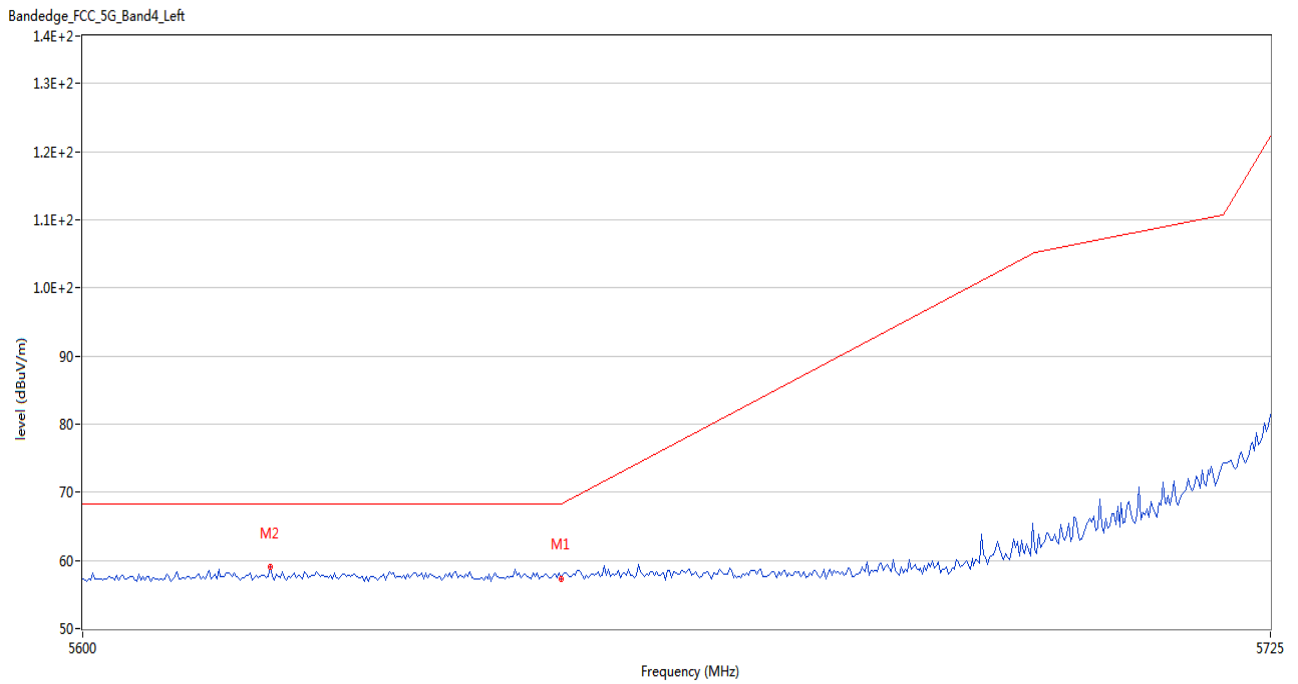
No.	Frequency (MHz)	Results (dBuV/m)	Factor (dB)	Limit (dBuV/m)	Over Limit (dB)	Detector	Table (Degree)	Height (cm)	Antenna	Verdict
1	5650.000	58.26	3.60	68.2	-9.94	Peak	333.00	150	Horizontal	Pass
2	5631.042	59.37	3.45	68.2	-8.83	Peak	131.00	150	Horizontal	Pass

U-NII-3 11n40 CH159



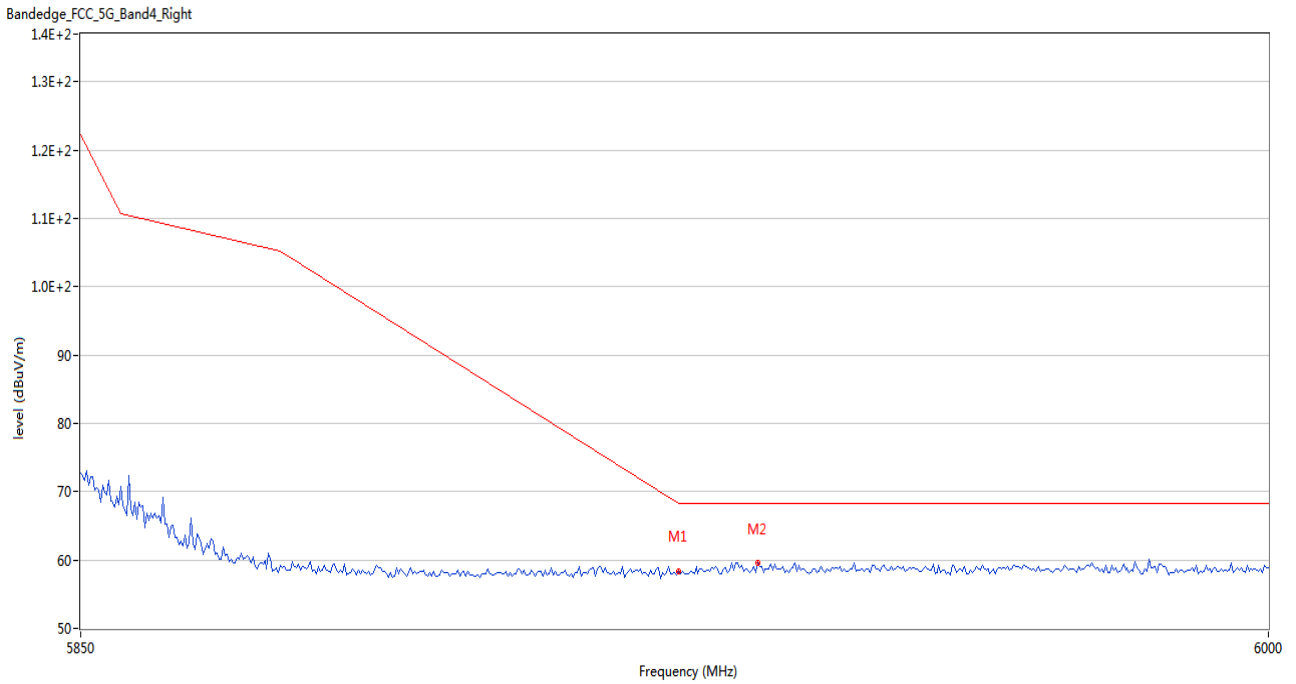
No.	Frequency (MHz)	Results (dBuV/m)	Factor (dB)	Limit (dBuV/m)	Over Limit (dB)	Detector	Table (Degree)	Height (cm)	Antenna	Verdict
1	5925.000	57.83	3.43	68.2	-10.37	Peak	256.00	150	Horizontal	Pass
2	5943.000	60.04	4.34	68.2	-8.16	Peak	280.00	150	Horizontal	Pass

U-NII-3 11ac20 CH149



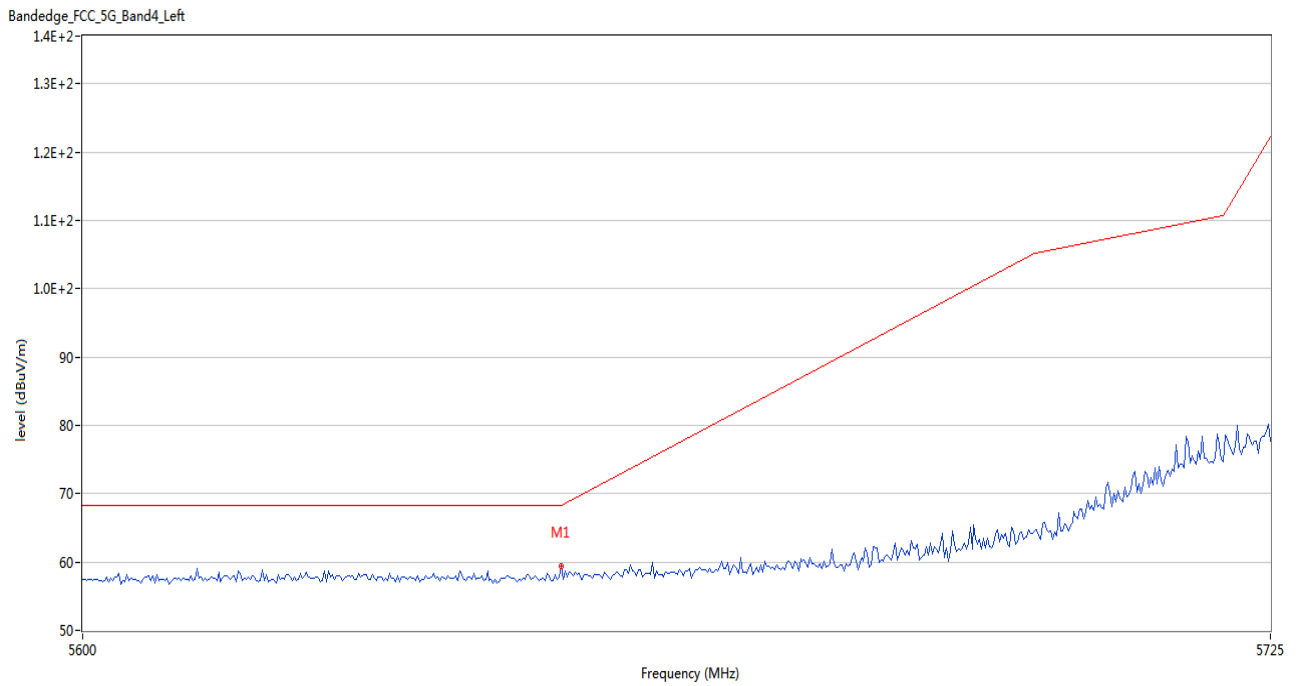
No.	Frequency (MHz)	Results (dBuV/m)	Factor (dB)	Limit (dBuV/m)	Over Limit (dB)	Detector	Table (Degree)	Height (cm)	Antenna	Verdict
1	5650.000	57.36	3.60	68.2	-10.84	Peak	4.00	150	Horizontal	Pass
2	5619.583	59.09	3.39	68.2	-9.11	Peak	360.00	150	Horizontal	Pass

U-NII-3 11ac20 CH165



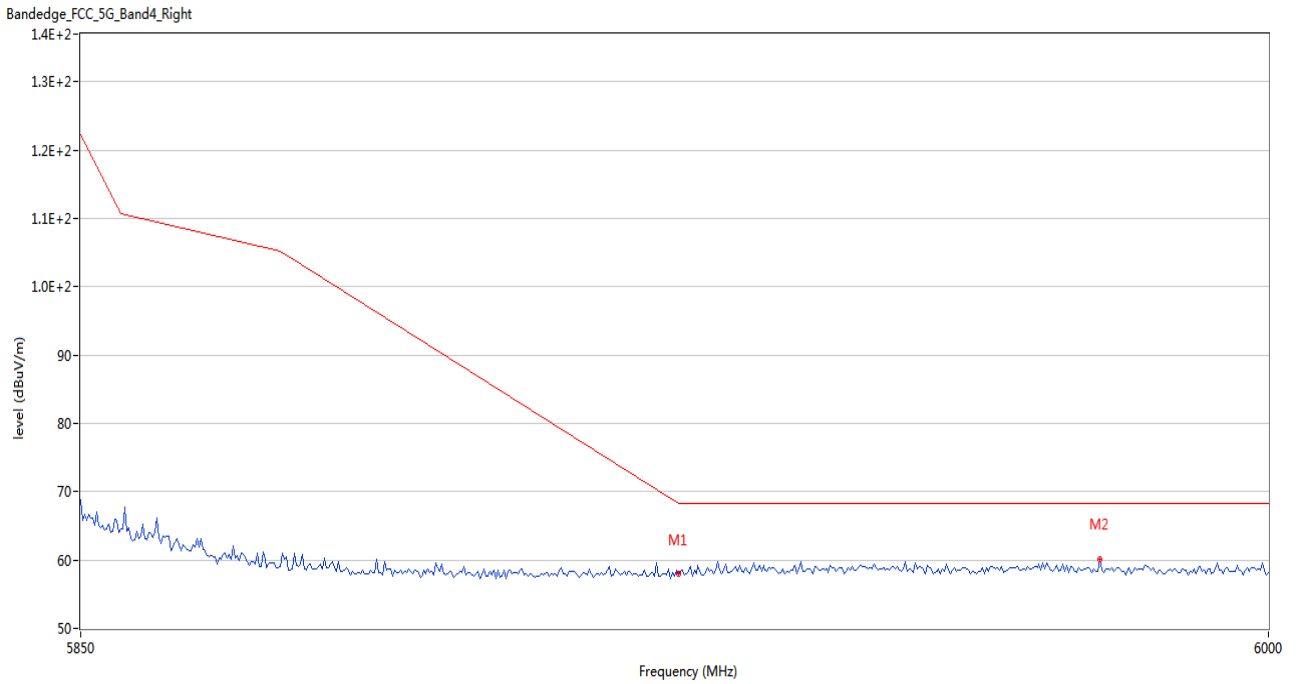
No.	Frequency (MHz)	Results (dBuV/m)	Factor (dB)	Limit (dBuV/m)	Over Limit (dB)	Detector	Table (Degree)	Height (cm)	Antenna	Verdict
1	5925.000	58.42	3.43	68.2	-9.78	Peak	304.00	150	Horizontal	Pass
2	5935.000	59.61	4.08	68.2	-8.59	Peak	124.00	150	Horizontal	Pass

U-NII-3 11ac40 CH151



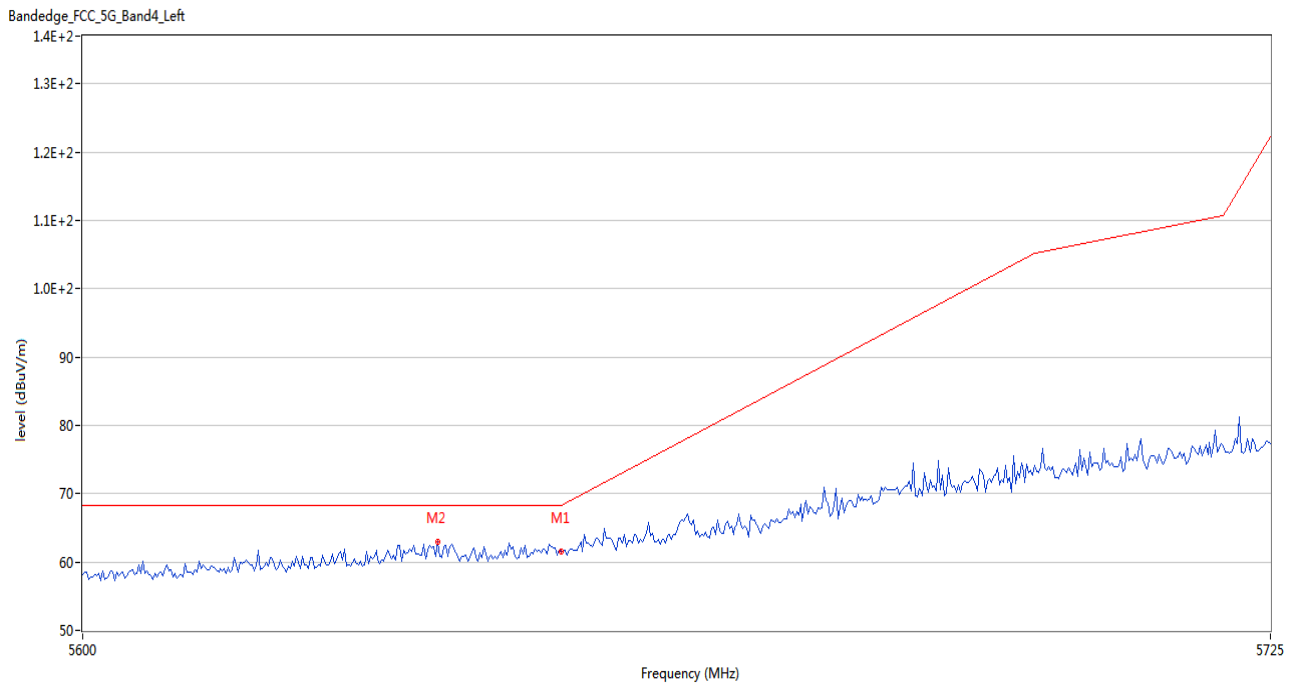
No.	Frequency (MHz)	Results (dBuV/m)	Factor (dB)	Limit (dBuV/m)	Over Limit (dB)	Detector	Table (Degree)	Height (cm)	Antenna	Verdict
1	5650.000	59.35	3.60	68.2	-8.85	Peak	130.00	150	Horizontal	Passa

U-NII-3 11ac40 CH159



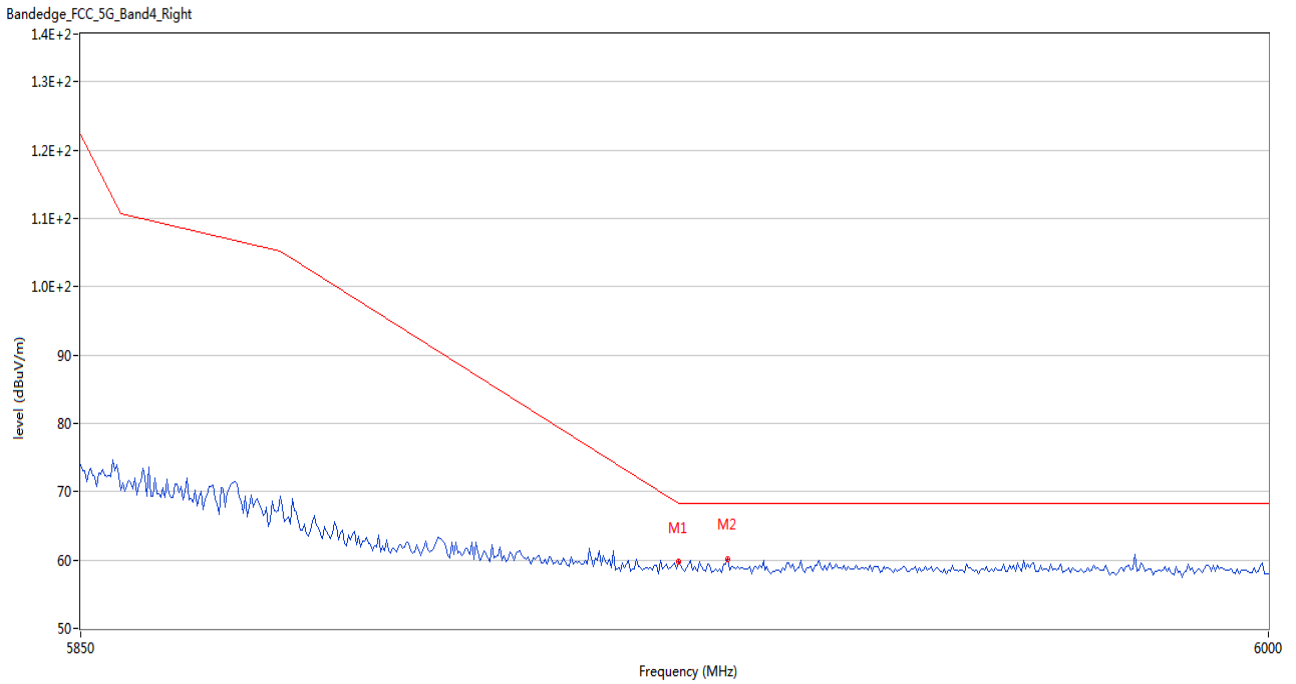
No.	Frequency (MHz)	Results (dBuV/m)	Factor (dB)	Limit (dBuV/m)	Over Limit (dB)	Detector	Table (Degree)	Height (cm)	Antenna	Verdict
1	5925.000	57.99	3.43	68.2	-10.21	Peak	184.00	150	Horizontal	Pass
2	5978.500	60.14	4.60	68.2	-8.06	Peak	343.00	150	Horizontal	Pass

U-NII-3 11ac80 CH155



No.	Frequency (MHz)	Results (dBuV/m)	Factor (dB)	Limit (dBuV/m)	Over Limit (dB)	Detector	Table (Degree)	Height (cm)	Antenna	Verdict
1	5650.000	61.58	3.60	68.2	-6.62	Peak	151.00	150	Horizontal	Pass
2	5637.084	62.89	3.36	68.2	-5.31	Peak	137.00	150	Horizontal	Pass

U-NII-3 11ac80 CH155



No.	Frequency (MHz)	Results (dBuV/m)	Factor (dB)	Limit (dBuV/m)	Over Limit (dB)	Detector	Table (Degree)	Height (cm)	Antenna	Verdict
1	5925.000	59.74	3.43	68.2	-8.46	Peak	160.00	150	Horizontal	Pass
2	5931.250	60.07	3.79	68.2	-8.13	Peak	235.00	150	Horizontal	Pass

ANNEX B TEST SETUP PHOTOS

Please refer the document “BL-SZ2230252-AR.PDF”.

ANNEX C EUT EXTERNAL PHOTOS

Please refer the document “BL-SZ2230252-AW.PDF”.

ANNEX D EUT INTERNAL PHOTOS

Please refer the document “BL-SZ2230252-AI.PDF”.

Statement

1. The laboratory guarantees the scientificity, accuracy and impartiality of the test, and is responsible for all the information in the report, except the information provided by the customer. The customer is responsible for the impact of the information provided on the validity of the results.
2. The report without China inspection body and laboratory Mandatory Approval (CMA) mark has no effect of proving to the society.
3. For the report with CNAS mark or A2LA mark, the items marked with "☆" are not within the accredited scope.
4. This report is invalid if it is altered, without the signature of the testing and approval personnel, or without the "inspection and testing dedicated stamp" or test report stamp.
5. The test data and results are only valid for the tested samples provided by the customer.
6. This report shall not be partially reproduced without the written permission of the laboratory.
7. Any objection shall be raised to the laboratory within 30 days after receiving the report.

--END OF REPORT--