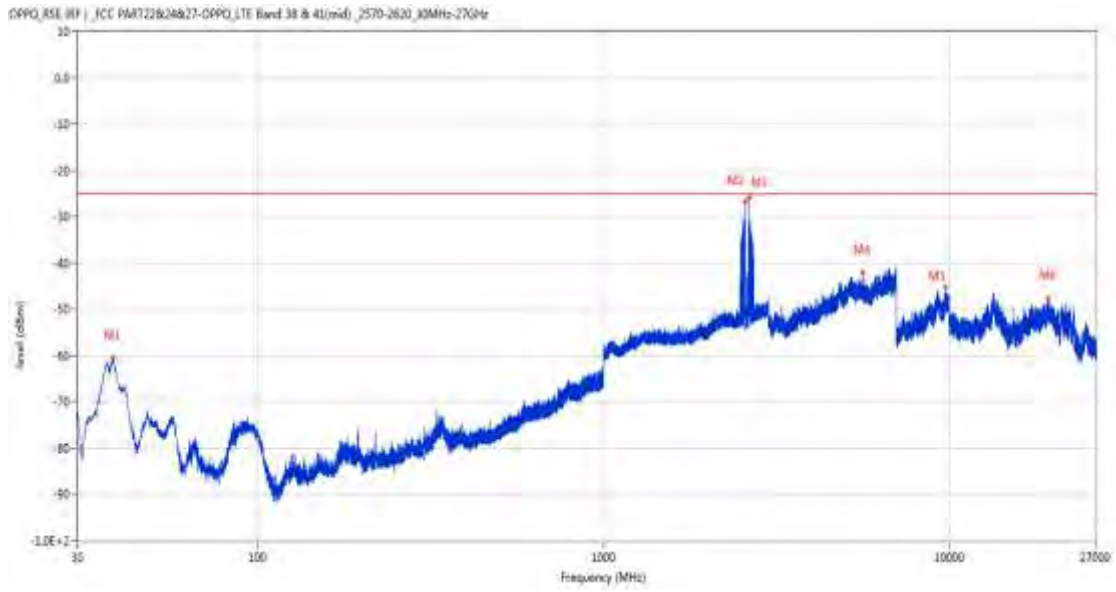
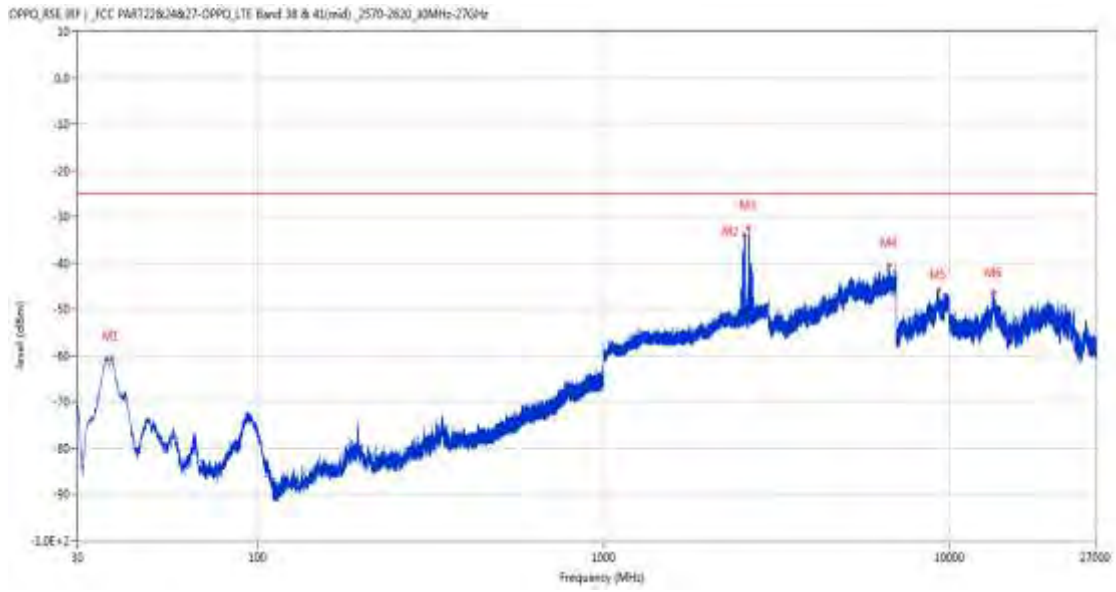


RSE-V&V PCC CH40595 BW20 RB1 HIGH QPSK SCC CH40712 BW5 RB1 LOW QPSK



Frequency (MHz)	Result (dBm)	Factor (dB)	PK Limit (dBm)	Over Limit (dB)	Table (o)	ANT	EUT	Verdict
38.051	-60.60	-17.65	-25.0	-35.60	135.00	Vertical	Vertical	Pass
2560.300	-26.86	2.38	-25.0	-1.86	328.00	Vertical	Vertical	N/A
2641.400	-25.96	2.56	-25.0	-0.96	328.00	Vertical	Vertical	N/A
5615.600	-42.18	9.56	-25.0	-17.18	350.00	Vertical	Vertical	Pass
9754.825	-45.21	9.51	-25.0	-20.21	302.00	Vertical	Vertical	Pass
19342.150	-47.60	10.90	-25.0	-22.60	102.00	Vertical	Vertical	Pass

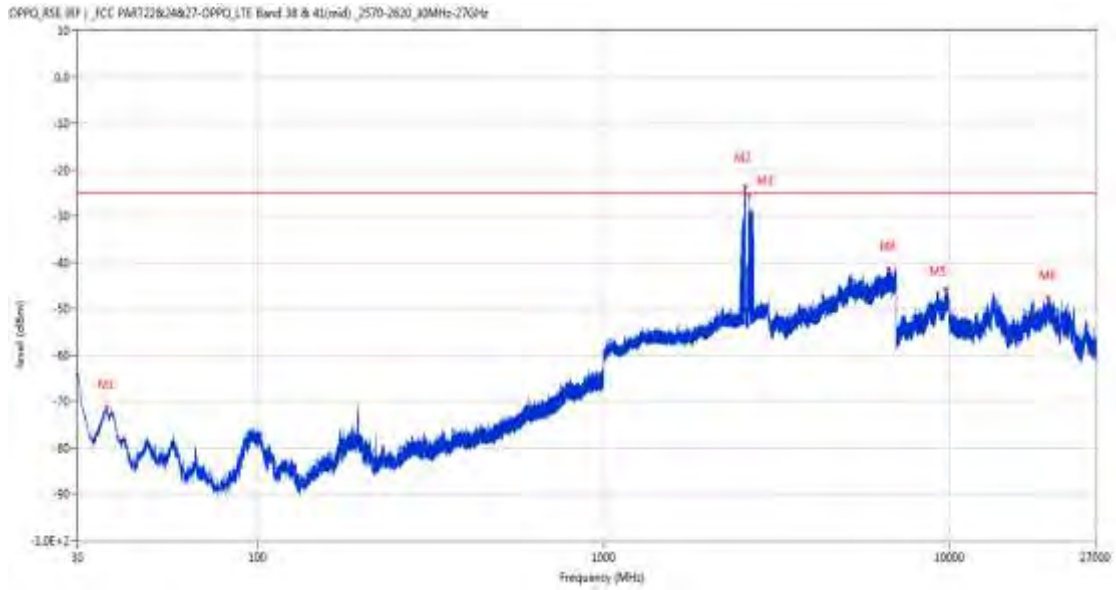
RSE-V&H PCC CH40595 BW20 RB1 HIGH QPSK SCC CH40712 BW5 RB1 LOW QPSK



Frequency (MHz)	Result (dBm)	Factor (dB)	PK Limit (dBm)	Over Limit (dB)	Table (o)	ANT	EUT	Verdict
37.469	-60.79	-17.49	-25.0	-35.79	130.00	Vertical	Horizontal	Pass
2549.100	-33.92	2.40	-25.0	-8.92	52.00	Vertical	Horizontal	N/A
2628.700	-32.50	2.90	-25.0	-7.50	203.00	Vertical	Horizontal	N/A
6688.200	-40.61	12.54	-25.0	-15.61	307.00	Vertical	Horizontal	Pass
9311.500	-45.98	10.04	-25.0	-20.98	75.00	Vertical	Horizontal	Pass
13456.388	-46.28	6.47	-25.0	-21.28	45.00	Vertical	Horizontal	Pass

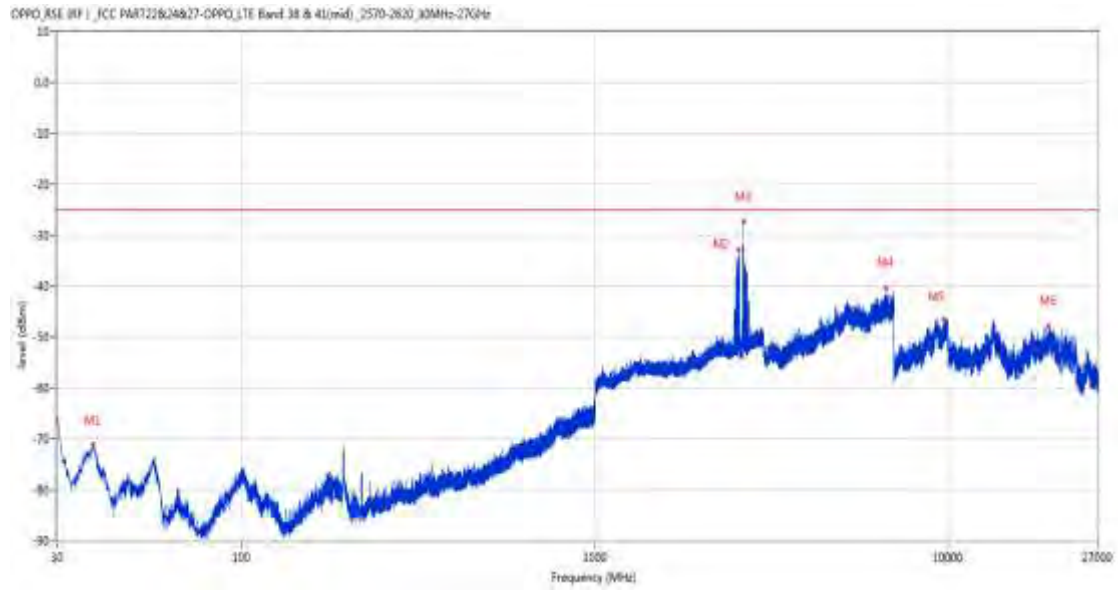
21.4 CA_41C 20MHz+5MHz, 16-QAM, Middle Channel

RSE-H&H PCC CH40595 BW20 RB1 HIGH 16QAM SCC CH40712 BW5 RB1 LOW 16QAM



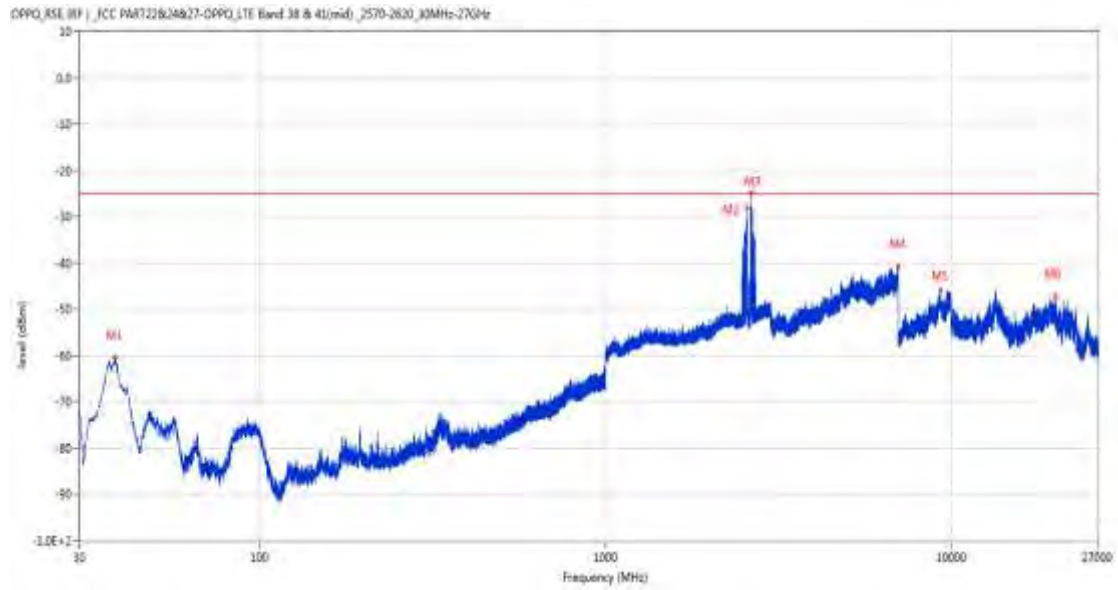
Frequency (MHz)	Result (dBm)	Factor (dB)	PK Limit (dBm)	Over Limit (dB)	Table (o)	ANT	EUT	Verdict
36.450	-71.32	-17.62	-25.0	-46.32	29.00	Horizontal	Horizontal	Pass
2555.500	-23.76	2.28	-25.0	1.24	131.00	Horizontal	Horizontal	N/A
2641.200	-25.51	2.57	-25.0	-0.51	203.00	Horizontal	Horizontal	N/A
6674.800	-41.41	11.94	-25.0	-16.41	360.00	Horizontal	Horizontal	Pass
9734.125	-45.74	9.21	-25.0	-20.74	196.00	Horizontal	Horizontal	Pass
19332.801	-47.65	11.06	-25.0	-22.65	338.00	Horizontal	Horizontal	Pass

RSE-H&V PCC CH40595 BW20 RB1 HIGH 16QAM SCC CH40712 BW5 RB1 LOW 16QAM



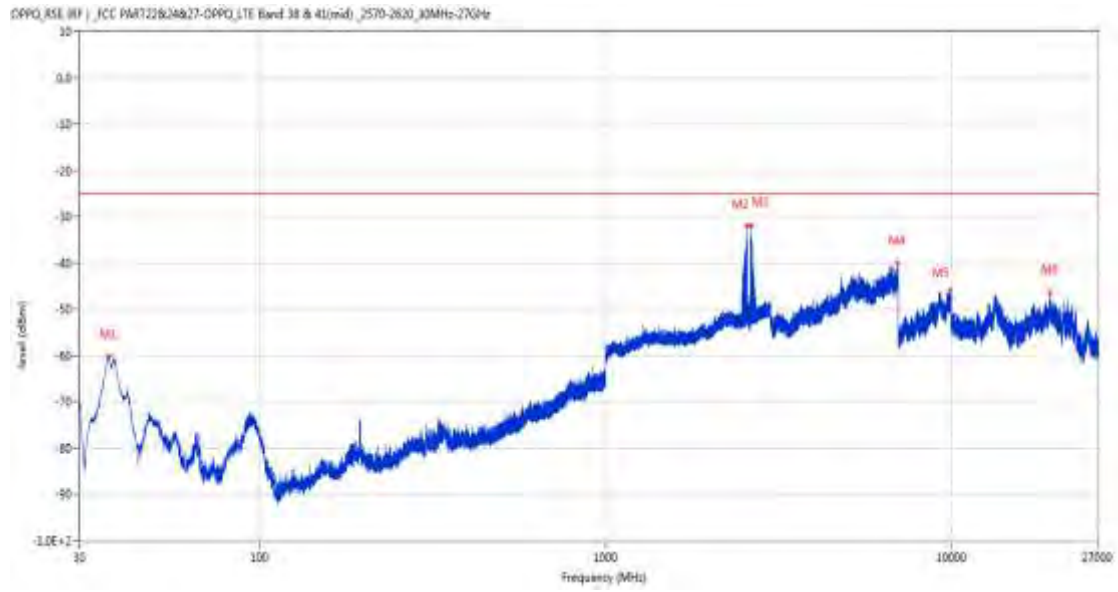
Frequency (MHz)	Result (dBm)	Factor (dB)	PK Limit (dBm)	Over Limit (dB)	Table (o)	ANT	EUT	Verdict
38.002	-71.30	-17.63	-25.0	-46.30	189.00	Horizontal	Vertical	Pass
2548.300	-32.79	2.36	-25.0	-7.79	166.00	Horizontal	Vertical	N/A
2629.200	-27.44	2.90	-25.0	-2.44	149.00	Horizontal	Vertical	N/A
6682.000	-40.47	12.28	-25.0	-15.47	283.00	Horizontal	Vertical	Pass
9748.787	-46.53	9.38	-25.0	-21.53	10.00	Horizontal	Vertical	Pass
19236.323	-47.81	8.78	-25.0	-22.81	60.00	Horizontal	Vertical	Pass

RSE-V&V PCC CH40595 BW20 RB1 HIGH 16QAM SCC CH40712 BW5 RB1 LOW 16QAM



Frequency (MHz)	Result (dBm)	Factor (dB)	PK Limit (dBm)	Over Limit (dB)	Table (o)	ANT	EUT	Verdict
37.954	-60.58	-17.62	-25.0	-35.58	111.00	Vertical	Vertical	Pass
2559.400	-28.26	2.38	-25.0	-3.26	186.00	Vertical	Vertical	N/A
2632.600	-24.69	2.79	-25.0	0.31	310.00	Vertical	Vertical	N/A
6998.200	-40.73	13.53	-25.0	-15.73	2.00	Vertical	Vertical	Pass
9312.075	-45.85	10.03	-25.0	-20.85	59.00	Vertical	Vertical	Pass
19935.875	-47.23	10.75	-25.0	-22.23	-2.00	Vertical	Vertical	Pass

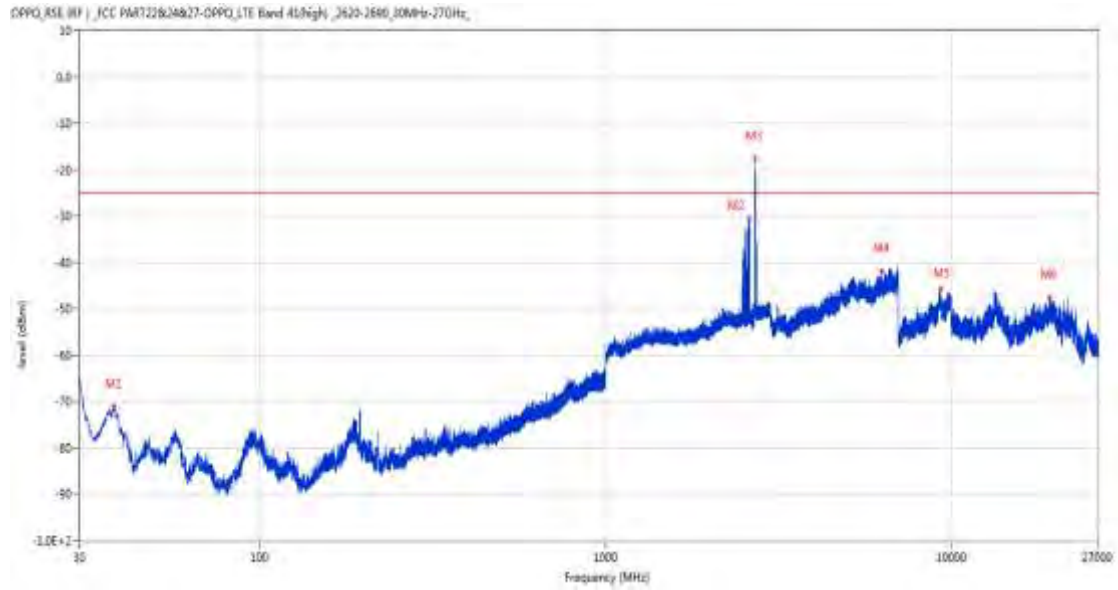
RSE-V&H PCC CH40595 BW20 RB1 HIGH 16QAM SCC CH40712 BW5 RB1 LOW 16QAM



Frequency (MHz)	Result (dBm)	Factor (dB)	PK Limit (dBm)	Over Limit (dB)	Table (o)	ANT	EUT	Verdict
36.402	-60.26	-17.64	-25.0	-35.26	26.00	Vertical	Horizontal	Pass
2560.900	-32.09	2.39	-25.0	-7.09	92.00	Vertical	Horizontal	N/A
2631.900	-31.93	2.84	-25.0	-6.93	109.00	Vertical	Horizontal	N/A
6976.400	-40.00	13.80	-25.0	-15.00	360.00	Vertical	Horizontal	Pass
9887.651	-45.94	9.21	-25.0	-20.94	255.00	Vertical	Horizontal	Pass
19316.650	-46.46	11.09	-25.0	-21.46	361.00	Vertical	Horizontal	Pass

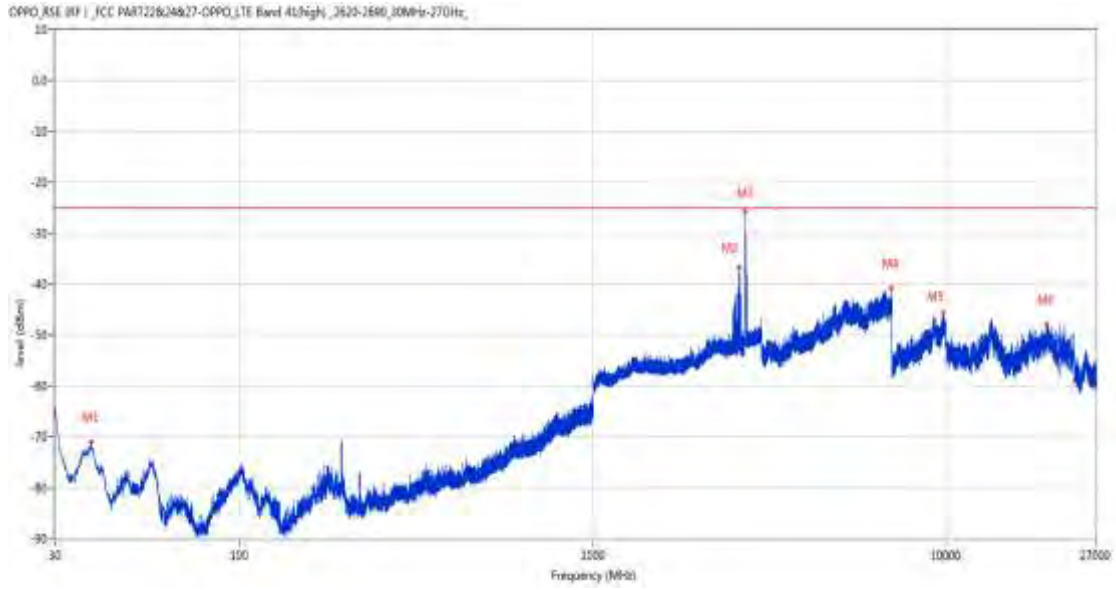
21.5 CA_41C 20MHz+5MHz, QPSK, High Channel

RSE-H&H PCC CH41440 BW/20 RB1 HIGH QPSK SCC CH41557 BW5 RB1 LOW QPSK



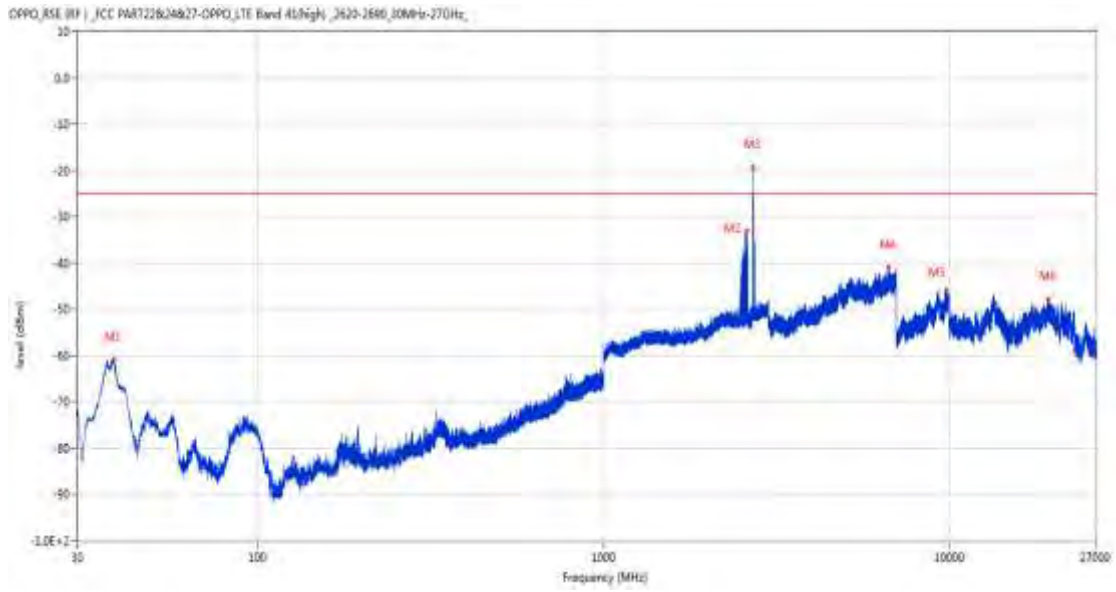
Frequency (MHz)	Result (dBm)	Factor (dB)	PK Limit (dBm)	Over Limit (dB)	Table (o)	ANT	EUT	Verdict
37.760	-71.11	-17.60	-25.0	-46.11	193.00	Horizontal	Horizontal	Pass
2589.700	-30.72	2.82	-25.0	-5.72	115.00	Horizontal	Horizontal	N/A
2701.400	-17.66	3.52	-25.0	7.34	115.00	Horizontal	Horizontal	N/A
6273.000	-41.76	11.51	-25.0	-16.76	277.00	Horizontal	Horizontal	Pass
9284.475	-45.67	9.66	-25.0	-20.67	52.00	Horizontal	Horizontal	Pass
19243.551	-47.44	8.88	-25.0	-22.44	148.00	Horizontal	Horizontal	Pass

RSE-H&V PCC CH41440 BW20 RB1 HIGH QPSK SCC CH41557 BW5 RB1 LOW QPSK



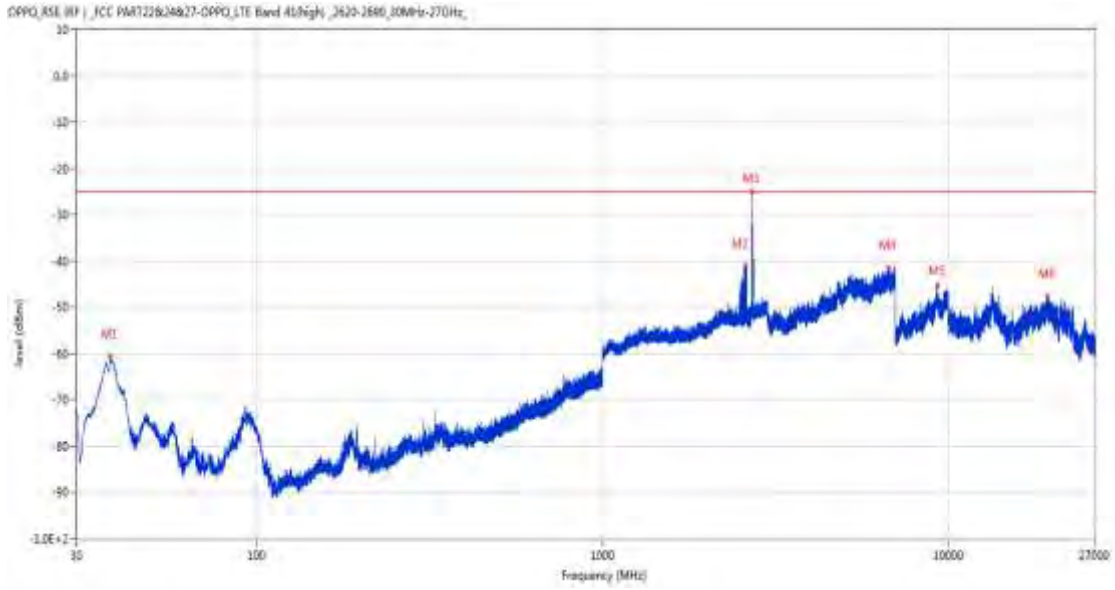
Frequency (MHz)	Result (dBm)	Factor (dB)	PK Limit (dBm)	Over Limit (dB)	Table (o)	ANT	EUT	Verdict
37.906	-70.93	-17.63	-25.0	-45.93	196.00	Horizontal	Vertical	Pass
2584.300	-36.82	2.72	-25.0	-11.82	158.00	Horizontal	Vertical	N/A
2697.900	-25.81	3.47	-25.0	-0.81	196.00	Horizontal	Vertical	N/A
6997.600	-40.91	13.52	-25.0	-15.91	360.00	Horizontal	Vertical	Pass
9766.038	-45.69	9.68	-25.0	-20.69	299.00	Horizontal	Vertical	Pass
19212.526	-47.88	8.96	-25.0	-22.88	-2.00	Horizontal	Vertical	Pass

RSE-V&V PCC CH41440 BW20 RB1 HIGH QPSK SCC CH41557 BW5 RB1 LOW QPSK



Frequency (MHz)	Result (dBm)	Factor (dB)	PK Limit (dBm)	Over Limit (dB)	Table (o)	ANT	EUT	Verdict
38.099	-60.99	-17.69	-25.0	-35.99	146.00	Vertical	Vertical	Pass
2586.500	-33.13	2.83	-25.0	-8.13	322.00	Vertical	Vertical	N/A
2702.200	-19.52	3.54	-25.0	5.48	302.00	Vertical	Vertical	N/A
6678.000	-40.93	12.09	-25.0	-15.93	29.00	Vertical	Vertical	Pass
9820.662	-45.92	10.20	-25.0	-20.92	223.00	Vertical	Vertical	Pass
19317.926	-47.86	11.15	-25.0	-22.86	242.00	Vertical	Vertical	Pass

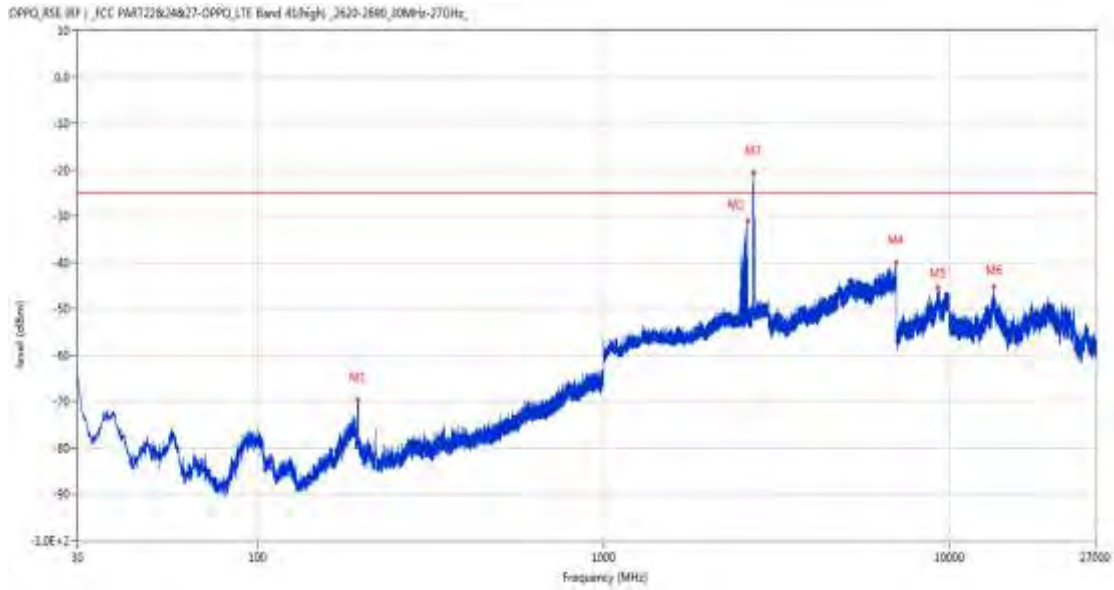
RSE-V&H PCC CH41440 BW20 RB1 HIGH QPSK SCC CH41557 BW5 RB1 LOW QPSK



Frequency (MHz)	Result (dBm)	Factor (dB)	PK Limit (dBm)	Over Limit (dB)	Table (o)	ANT	EUT	Verdict
37.614	-60.78	-17.56	-25.0	-35.78	116.00	Vertical	Horizontal	Pass
2587.900	-41.04	2.83	-25.0	-16.04	33.00	Vertical	Horizontal	N/A
2698.800	-25.04	3.48	-25.0	-0.04	12.00	Vertical	Horizontal	N/A
6681.400	-41.51	12.24	-25.0	-16.51	360.00	Vertical	Horizontal	Pass
9295.400	-45.15	10.06	-25.0	-20.15	164.00	Vertical	Horizontal	Pass
19328.551	-47.60	11.12	-25.0	-22.60	40.00	Vertical	Horizontal	Pass

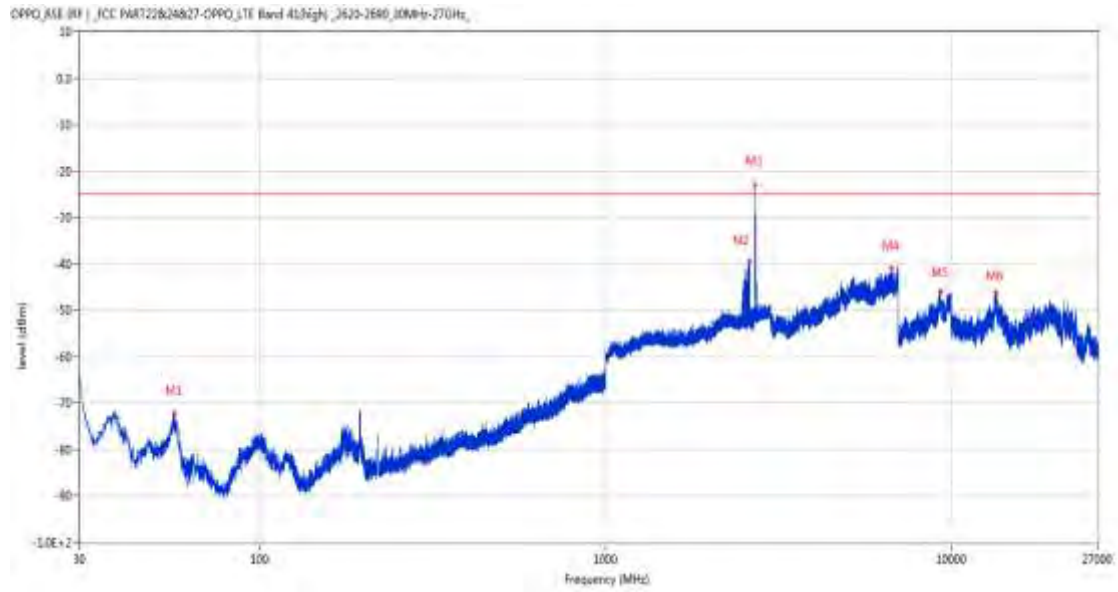
21.6 CA_41C 20MHz+5MHz, 16-QAM, High Channel

RSE-H&H PCC CH41440 BW/20 RB1 HIGH 16QAM SCC CH41557 BW5 RB1 LOW 16QAM



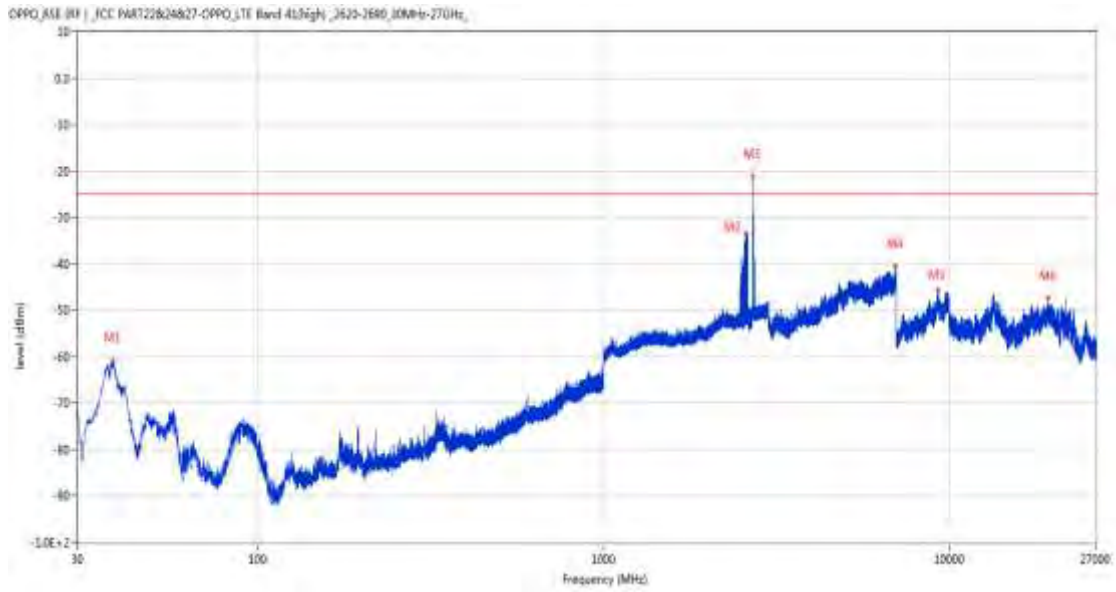
Frequency (MHz)	Result (dBm)	Factor (dB)	PK Limit (dBm)	Over Limit (dB)	Table (o)	ANT	EUT	Verdict
194.124	-69.62	-14.18	-25.0	-44.62	134.00	Horizontal	Horizontal	Pass
2609.300	-31.16	2.50	-25.0	-6.16	190.00	Horizontal	Horizontal	N/A
2712.600	-20.82	3.39	-25.0	4.18	124.00	Horizontal	Horizontal	N/A
6999.400	-40.01	13.53	-25.0	-15.01	145.00	Horizontal	Horizontal	Pass
9263.200	-45.47	9.30	-25.0	-20.47	191.00	Horizontal	Horizontal	Pass
13408.874	-45.28	5.82	-25.0	-20.28	194.00	Horizontal	Horizontal	Pass

RSE-H&V PCC CH41440 BW20 RB1 HIGH 16QAM SCC CH41557 BW5 RB1 LOW 16QAM



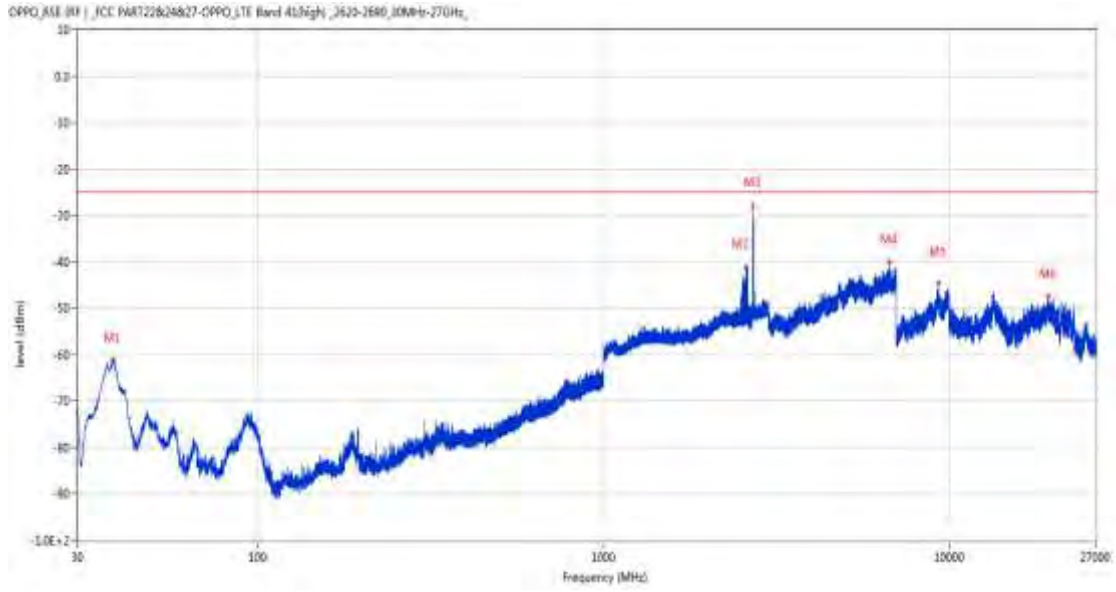
Frequency (MHz)	Result (dBm)	Factor (dB)	PK Limit (dBm)	Over Limit (dB)	Table (o)	ANT	EUT	Verdict
56.384	-72.27	-16.36	-25.0	-47.27	198.00	Horizontal	Vertical	Pass
2602.600	-39.32	2.18	-25.0	-14.32	79.00	Horizontal	Vertical	N/A
2700.000	-23.04	3.49	-25.0	1.96	101.00	Horizontal	Vertical	N/A
6688.600	-40.91	12.53	-25.0	-15.91	360.00	Horizontal	Vertical	Pass
9307.763	-45.97	10.10	-25.0	-20.97	321.00	Horizontal	Vertical	Pass
13401.000	-46.06	5.70	-25.0	-21.06	89.00	Horizontal	Vertical	Pass

RSE-V&V PCC CH41440 BW20 RB1 HIGH 16QAM SCC CH41557 BW5 RB1 LOW 16QAM



Frequency (MHz)	Result (dBm)	Factor (dB)	PK Limit (dBm)	Over Limit (dB)	Table (o)	ANT	EUT	Verdict
38.002	-60.87	-17.65	-25.0	-35.87	162.00	Vertical	Vertical	Pass
2573.500	-33.52	2.15	-25.0	-8.52	299.00	Vertical	Vertical	N/A
2705.300	-21.28	3.61	-25.0	3.72	299.00	Vertical	Vertical	N/A
6991.000	-40.50	13.43	-25.0	-15.50	97.00	Vertical	Vertical	Pass
9265.787	-45.62	9.33	-25.0	-20.62	352.00	Vertical	Vertical	Pass
19335.776	-47.52	11.02	-25.0	-22.52	361.00	Vertical	Vertical	Pass

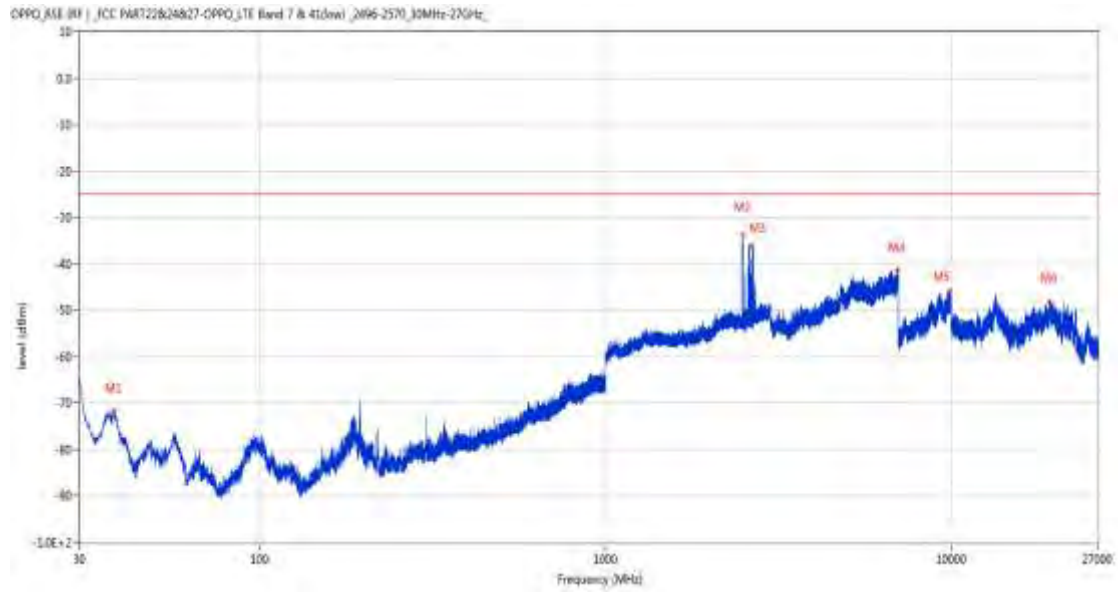
RSE-V&H PCC CH41440 BW20 RB1 HIGH 16QAM SCC CH41557 BW5 RB1 LOW 16QAM



Frequency (MHz)	Result (dBm)	Factor (dB)	PK Limit (dBm)	Over Limit (dB)	Table (o)	ANT	EUT	Verdict
38.051	-61.15	-17.67	-25.0	-36.15	152.00	Vertical	Horizontal	Pass
2583.000	-41.28	2.54	-25.0	-16.28	44.00	Vertical	Horizontal	N/A
2700.000	-28.04	3.49	-25.0	-3.04	22.00	Vertical	Horizontal	N/A
6690.600	-39.99	12.52	-25.0	-14.99	235.00	Vertical	Horizontal	Pass
9303.451	-44.59	10.17	-25.0	-19.59	210.00	Vertical	Horizontal	Pass
19317.500	-47.55	11.13	-25.0	-22.55	238.00	Vertical	Horizontal	Pass

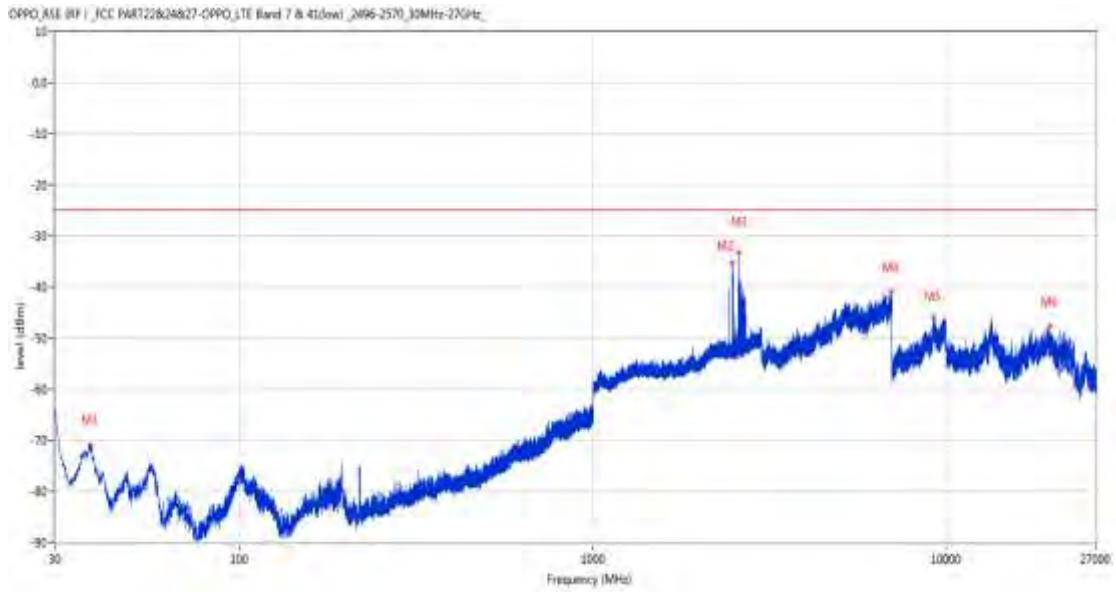
21.7 CA_41C 20MHz+20MHz, QPSK, Low Channel

RSE-H&H PCC CH39750 BW/20 RB1 HIGH QPSK SCC CH39948 BW20RB1 LOW QPSK



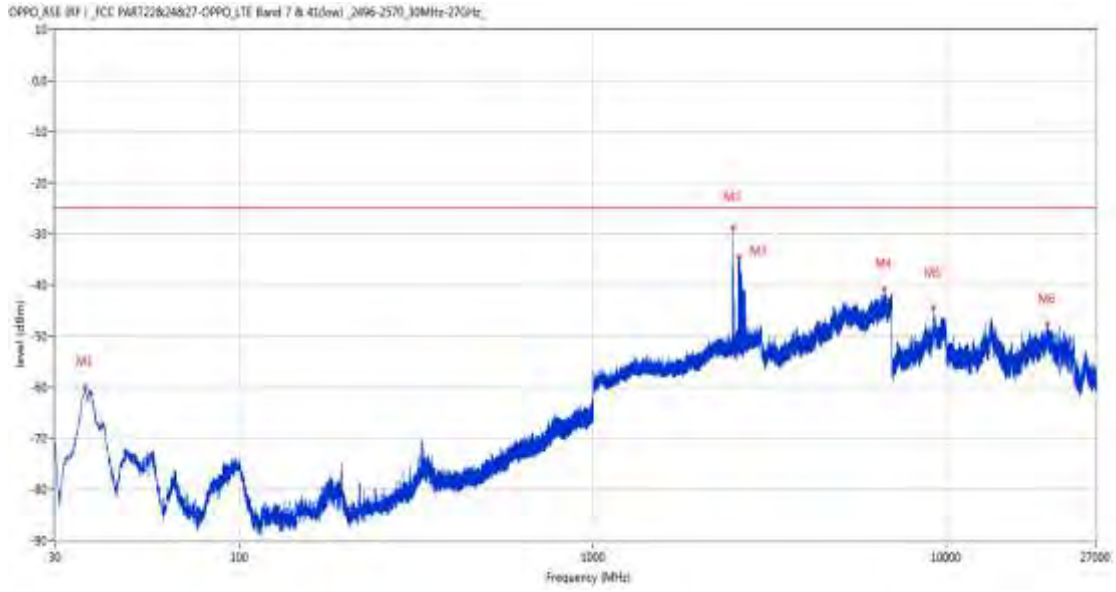
Frequency (MHz)	Result (dBm)	Factor (dB)	PK Limit (dBm)	Over Limit (dB)	Table (o)	ANT	EUT	Verdict
37.857	-71.78	-17.65	-25.0	-46.78	174.00	Horizontal	Horizontal	Pass
2485.700	-33.83	2.34	-25.0	-8.83	163.00	Horizontal	Horizontal	N/A
2650.700	-36.33	2.31	-25.0	-11.33	147.00	Horizontal	Horizontal	N/A
6979.200	-41.46	13.94	-25.0	-16.46	203.00	Horizontal	Horizontal	Pass
9894.838	-45.90	9.27	-25.0	-20.90	337.00	Horizontal	Horizontal	Pass
19246.948	-48.06	9.01	-25.0	-23.06	195.00	Horizontal	Horizontal	Pass

RSE-H&V PCC CH39750 BW20 RB1 HIGH QPSK SCC CH39948 BW20RB1 LOW QPSK



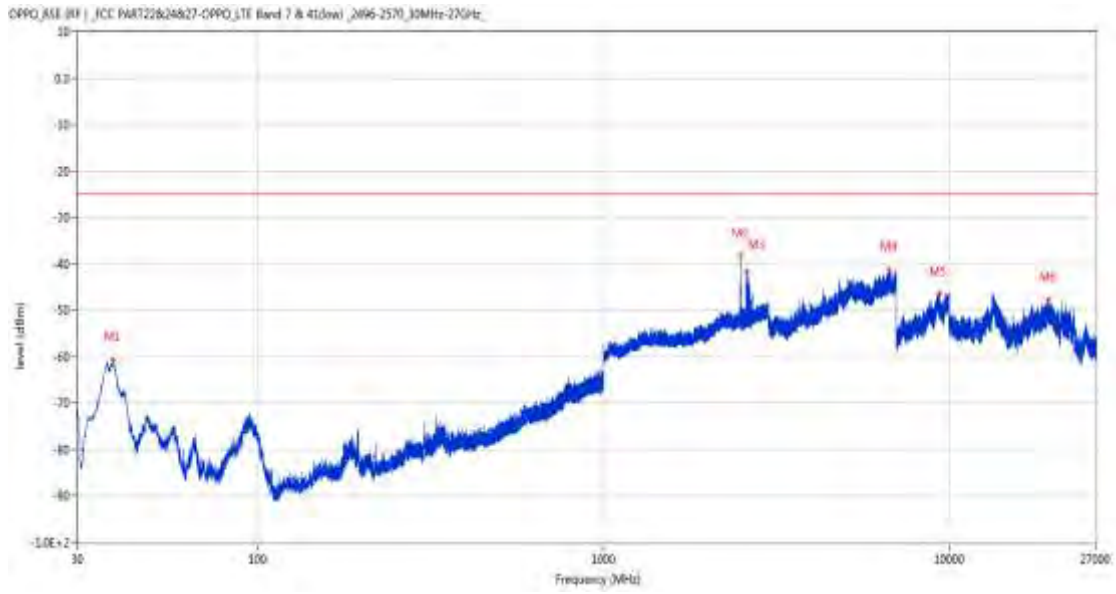
Frequency (MHz)	Result (dBm)	Factor (dB)	PK Limit (dBm)	Over Limit (dB)	Table (o)	ANT	EUT	Verdict
37.760	-70.99	-17.62	-25.0	-45.99	162.00	Horizontal	Vertical	Pass
2483.500	-35.39	2.31	-25.0	-10.39	285.00	Horizontal	Vertical	N/A
2587.000	-33.35	2.27	-25.0	-8.35	176.00	Horizontal	Vertical	N/A
6983.800	-41.01	13.82	-25.0	-16.01	187.00	Horizontal	Vertical	Pass
9214.612	-46.01	9.23	-25.0	-21.01	56.00	Horizontal	Vertical	Pass
19653.300	-47.81	7.10	-25.0	-22.81	98.00	Horizontal	Vertical	Pass

RSE-V&V PCC CH39750 BW20 RB1 HIGH QPSK SCC CH39948 BW20RB1 LOW QPSK



Frequency (MHz)	Result (dBm)	Factor (dB)	PK Limit (dBm)	Over Limit (dB)	Table (o)	ANT	EUT	Verdict
36.499	-59.92	-17.63	-25.0	-34.92	83.00	Vertical	Vertical	Pass
2490.100	-28.83	2.39	-25.0	-3.83	75.00	Vertical	Vertical	N/A
2589.600	-34.44	2.18	-25.0	-9.44	351.00	Vertical	Vertical	N/A
6689.400	-40.90	12.53	-25.0	-15.90	175.00	Vertical	Vertical	Pass
9204.550	-44.57	9.22	-25.0	-19.57	362.00	Vertical	Vertical	Pass
19292.850	-47.53	10.30	-25.0	-22.53	285.00	Vertical	Vertical	Pass

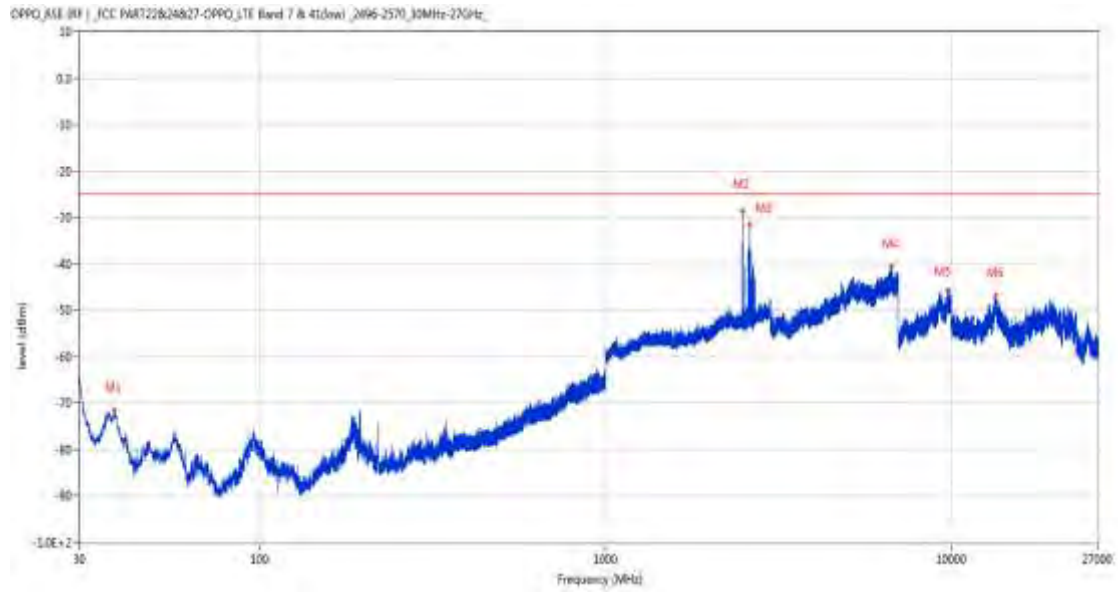
RSE-V&H PCC CH39750 BW20 RB1 HIGH QPSK SCC CH39948 BW20RB1 LOW QPSK



Frequency (MHz)	Result (dBm)	Factor (dB)	PK Limit (dBm)	Over Limit (dB)	Table (o)	ANT	EUT	Verdict
37.954	-60.82	-17.67	-25.0	-35.82	130.00	Vertical	Horizontal	Pass
2490.900	-38.16	2.40	-25.0	-13.16	96.00	Vertical	Horizontal	N/A
2590.400	-41.68	2.08	-25.0	-16.68	101.00	Vertical	Horizontal	N/A
6684.000	-41.18	12.46	-25.0	-16.18	341.00	Vertical	Horizontal	Pass
9327.025	-46.34	9.56	-25.0	-21.34	184.00	Vertical	Horizontal	Pass
19300.950	-47.72	10.42	-25.0	-22.72	362.00	Vertical	Horizontal	Pass

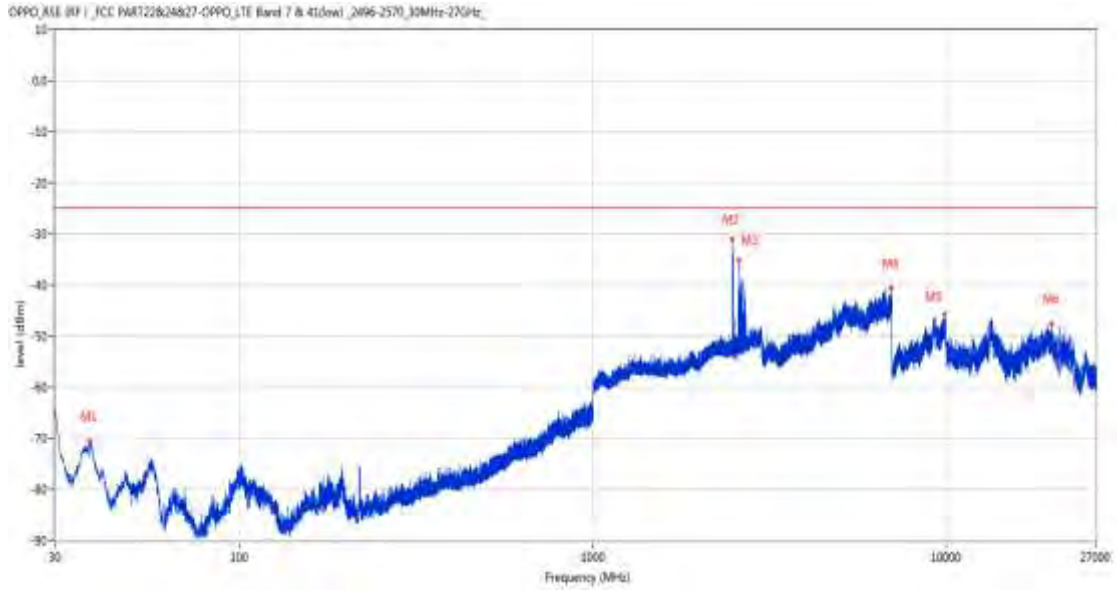
21.8 CA_41C 20MHz+20MHz, 16-QAM, Low Channel

RSE-H&H PCC CH39750 BW/20 RB1 HIGH 16QAM SCC CH39948 BW/20RB1 LOW 16QAM



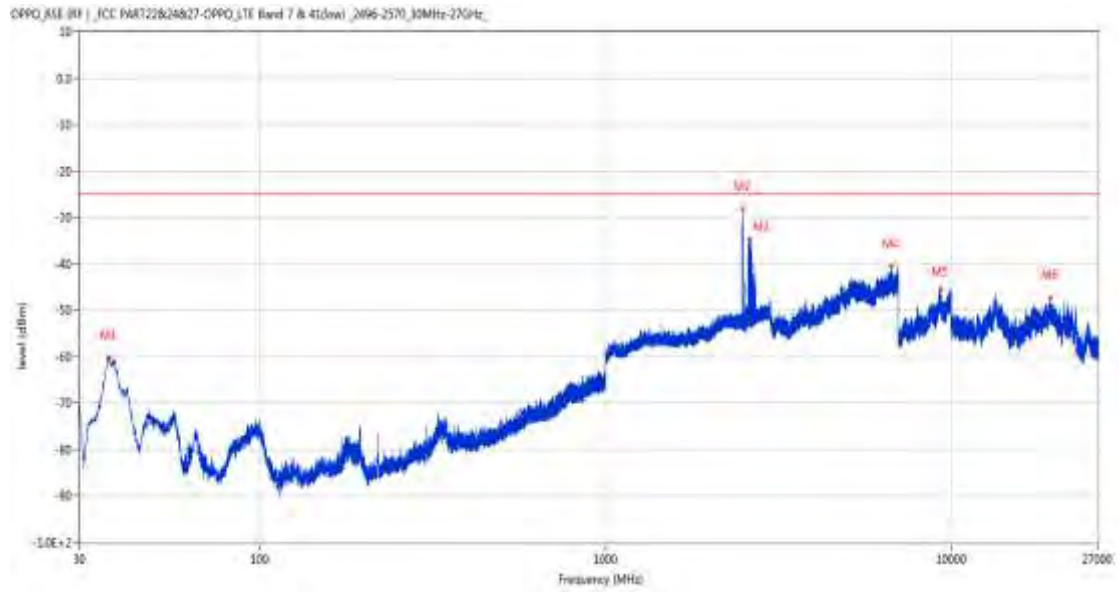
Frequency (MHz)	Result (dBm)	Factor (dB)	PK Limit (dBm)	Over Limit (dB)	Table (o)	ANT	EUT	Verdict
37.760	-71.48	-17.62	-25.0	-46.48	150.00	Horizontal	Horizontal	Pass
2490.000	-28.57	2.39	-25.0	-3.57	307.00	Horizontal	Horizontal	N/A
2605.200	-31.62	2.33	-25.0	-6.62	147.00	Horizontal	Horizontal	N/A
6685.000	-40.62	12.56	-25.0	-15.62	241.00	Horizontal	Horizontal	Pass
9759.425	-45.67	9.62	-25.0	-20.67	9.00	Horizontal	Horizontal	Pass
13420.687	-46.88	5.99	-25.0	-21.88	195.00	Horizontal	Horizontal	Pass

RSE-H&V PCC CH39750 BW20 RB1 HIGH 16QAM SCC CH39948 BW20RB1 LOW 16QAM



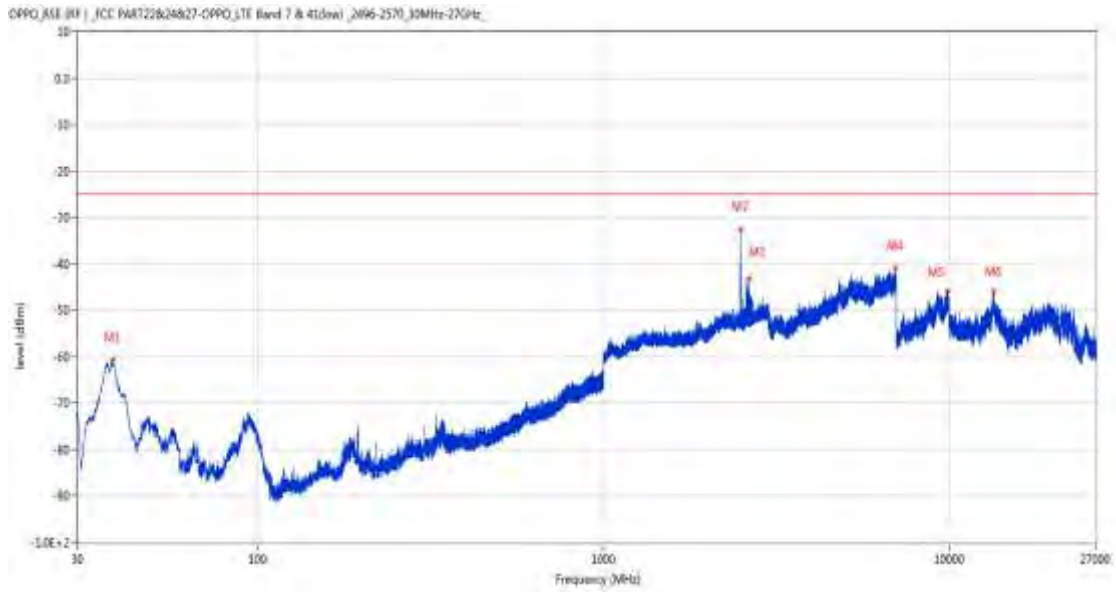
Frequency (MHz)	Result (dBm)	Factor (dB)	PK Limit (dBm)	Over Limit (dB)	Table (o)	ANT	EUT	Verdict
37.566	-70.70	-17.56	-25.0	-45.70	135.00	Horizontal	Vertical	Pass
2479.600	-31.07	2.22	-25.0	-6.07	154.00	Horizontal	Vertical	N/A
2593.700	-35.07	1.87	-25.0	-10.07	180.00	Horizontal	Vertical	N/A
6993.800	-40.60	13.57	-25.0	-15.60	13.00	Horizontal	Vertical	Pass
9872.987	-45.77	9.06	-25.0	-20.77	189.00	Horizontal	Vertical	Pass
19919.249	-47.46	11.43	-25.0	-22.46	358.00	Horizontal	Vertical	Pass

RSE-V&V PCC CH39750 BW20 RB1 HIGH 16QAM SCC CH39948 BW20RB1 LOW 16QAM



Frequency (MHz)	Result (dBm)	Factor (dB)	PK Limit (dBm)	Over Limit (dB)	Table (o)	ANT	EUT	Verdict
36.450	-60.26	-17.65	-25.0	-35.26	54.00	Vertical	Vertical	Pass
2488.200	-28.21	2.36	-25.0	-3.21	83.00	Vertical	Vertical	N/A
2602.000	-34.57	2.31	-25.0	-9.57	-1.00	Vertical	Vertical	N/A
6682.800	-40.60	12.34	-25.0	-15.60	360.00	Vertical	Vertical	Pass
9297.125	-45.44	10.13	-25.0	-20.44	157.00	Vertical	Vertical	Pass
19328.850	-47.48	11.11	-25.0	-22.48	112.00	Vertical	Vertical	Pass

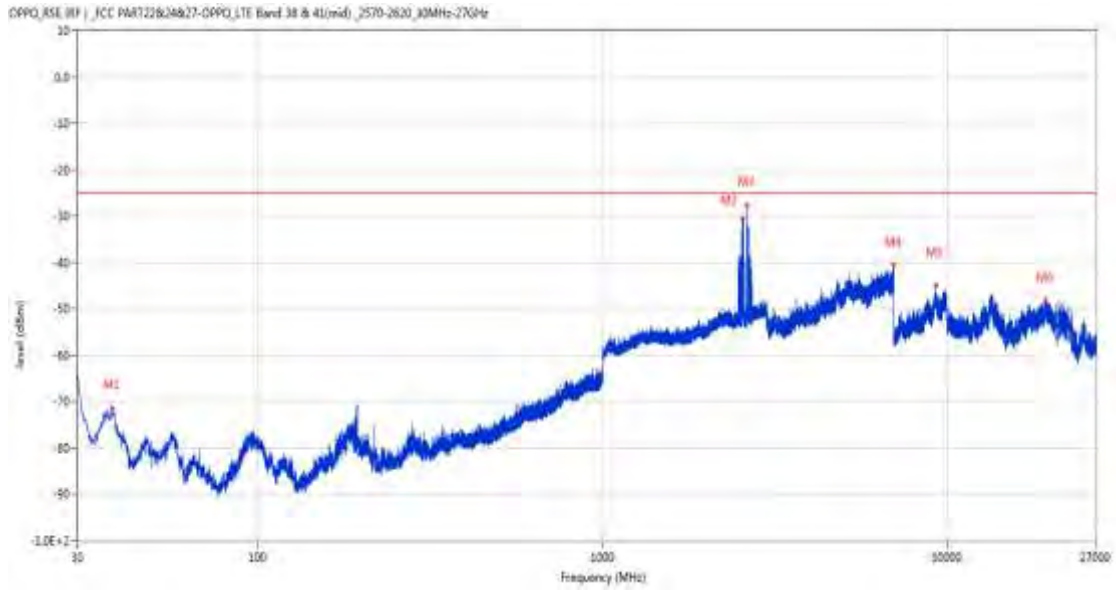
RSE-V&H PCC CH39750 BW20 RB1 HIGH 16QAM SCC CH39948 BW20RB1 LOW 16QAM



Frequency (MHz)	Result (dBm)	Factor (dB)	PK Limit (dBm)	Over Limit (dB)	Table (o)	ANT	EUT	Verdict
37.954	-60.79	-17.67	-25.0	-35.79	76.00	Vertical	Horizontal	Pass
2487.200	-32.74	2.35	-25.0	-7.74	78.00	Vertical	Horizontal	N/A
2633.500	-43.30	2.43	-25.0	-18.30	161.00	Vertical	Horizontal	N/A
6988.600	-40.92	13.47	-25.0	-15.92	244.00	Vertical	Horizontal	Pass
9822.099	-45.97	10.15	-25.0	-20.97	256.00	Vertical	Horizontal	Pass
13454.287	-45.87	6.49	-25.0	-20.87	148.00	Vertical	Horizontal	Pass

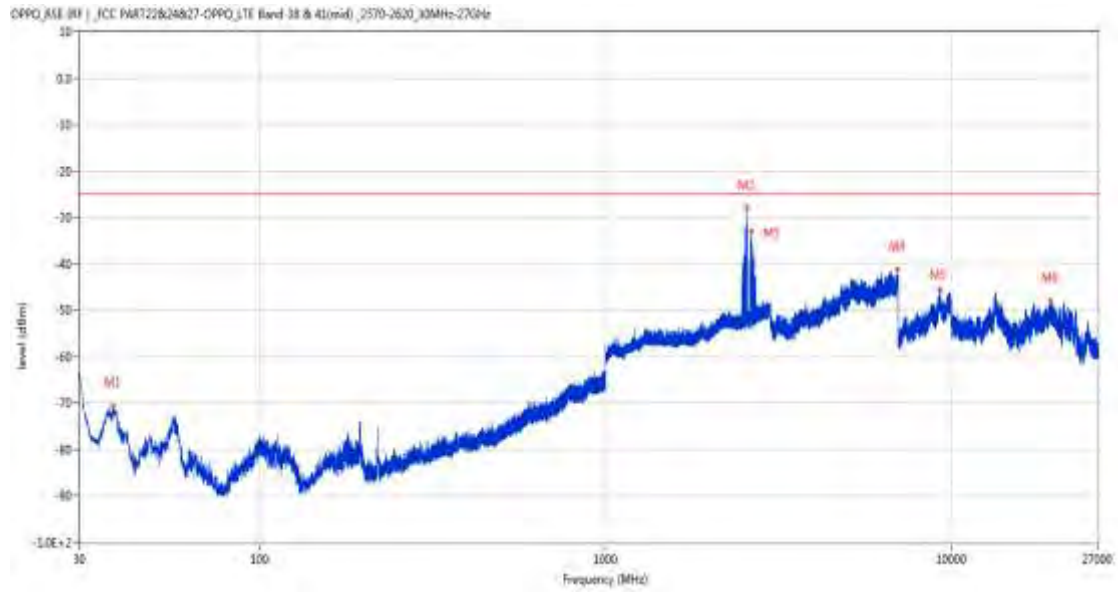
21.9 CA_41C 20MHz+20MHz, QPSK, Middle Channel

RSE-H&H PCC CH40521 BW/20 RB1 HIGH QPSK SCC CH40719 BW20RB1 LOW QPSK



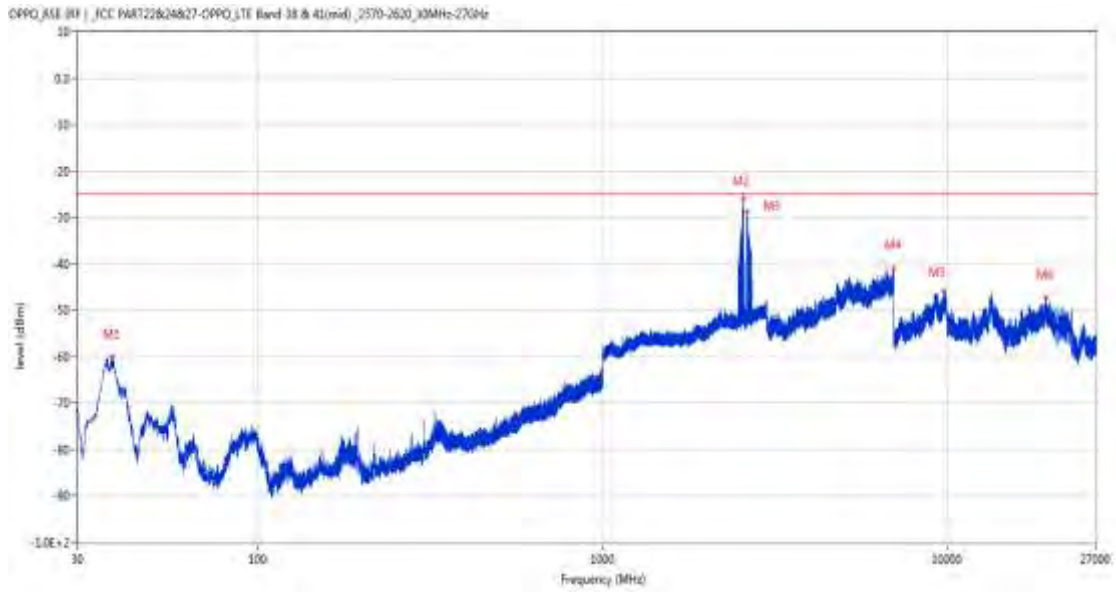
Frequency (MHz)	Result (dBm)	Factor (dB)	PK Limit (dBm)	Over Limit (dB)	Table (o)	ANT	EUT	Verdict
37.760	-71.44	-17.57	-25.0	-46.44	187.00	Horizontal	Horizontal	Pass
2550.400	-30.58	2.44	-25.0	-5.58	125.00	Horizontal	Horizontal	N/A
2631.500	-27.65	2.88	-25.0	-2.65	143.00	Horizontal	Horizontal	N/A
6997.000	-40.52	13.50	-25.0	-15.52	99.00	Horizontal	Horizontal	Pass
9304.887	-45.11	10.15	-25.0	-20.11	361.00	Horizontal	Horizontal	Pass
19292.850	-48.10	10.30	-25.0	-23.10	254.00	Horizontal	Horizontal	Pass

RSE-H&V PCC CH40521 BW20 RB1 HIGH QPSK SCC CH40719 BW20RB1 LOW QPSK



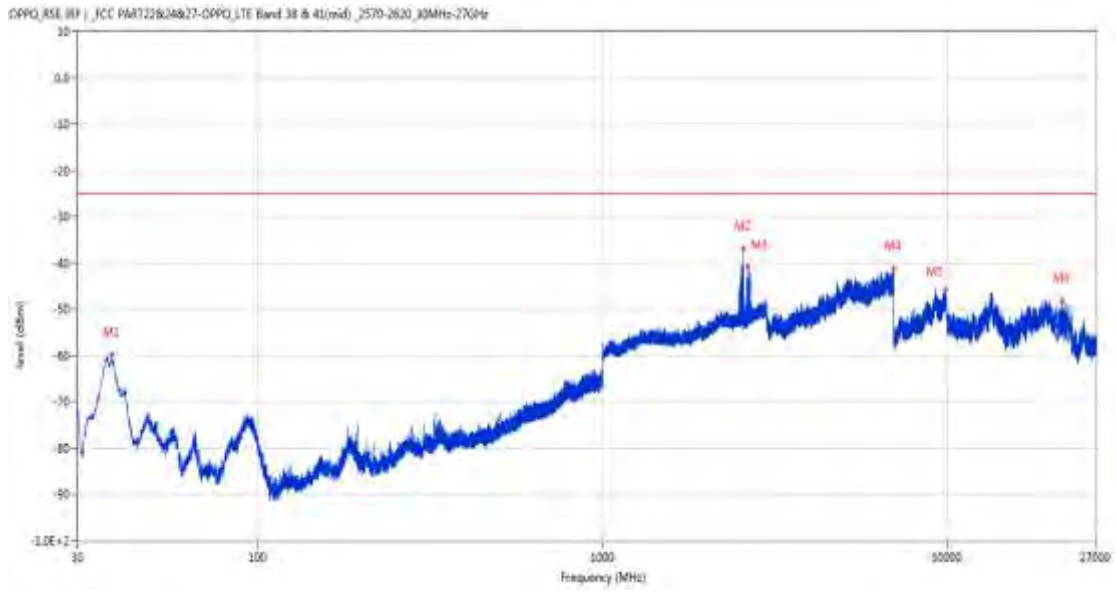
Frequency (MHz)	Result (dBm)	Factor (dB)	PK Limit (dBm)	Over Limit (dB)	Table (o)	ANT	EUT	Verdict
37.566	-70.54	-17.52	-25.0	-45.54	185.00	Horizontal	Vertical	Pass
2560.200	-27.87	2.38	-25.0	-2.87	145.00	Horizontal	Vertical	N/A
2631.100	-33.17	2.91	-25.0	-8.17	182.00	Horizontal	Vertical	N/A
6983.200	-41.13	13.89	-25.0	-16.13	362.00	Horizontal	Vertical	Pass
9253.713	-45.43	9.19	-25.0	-20.43	106.00	Horizontal	Vertical	Pass
19282.651	-47.99	10.20	-25.0	-22.99	185.00	Horizontal	Vertical	Pass

RSE-V&V PCC CH40521 BW20 RB1 HIGH QPSK SCC CH40719 BW20RB1 LOW QPSK



Frequency (MHz)	Result (dBm)	Factor (dB)	PK Limit (dBm)	Over Limit (dB)	Table (o)	ANT	EUT	Verdict
37.760	-60.06	-17.57	-25.0	-35.06	155.00	Vertical	Vertical	Pass
2561.800	-25.82	2.39	-25.0	-0.82	83.00	Vertical	Vertical	N/A
2627.900	-28.86	2.89	-25.0	-3.86	322.00	Vertical	Vertical	N/A
6998.000	-40.95	13.52	-25.0	-15.95	18.00	Vertical	Vertical	Pass
9771.213	-46.01	9.71	-25.0	-21.01	73.00	Vertical	Vertical	Pass
19283.925	-47.28	10.21	-25.0	-22.28	99.00	Vertical	Vertical	Pass

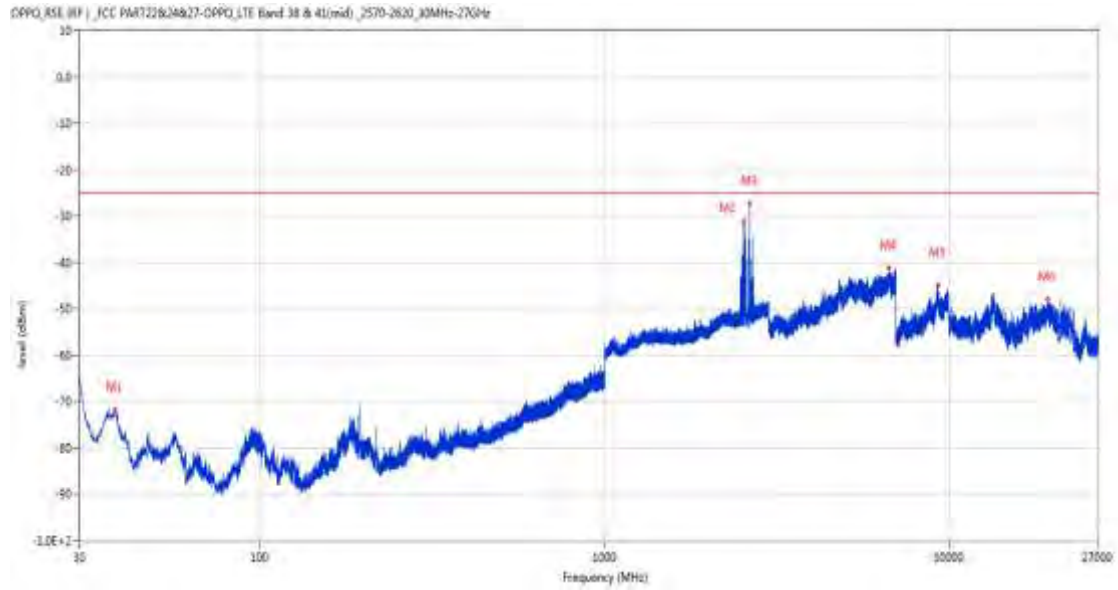
RSE-V&H PCC CH40521 BW20 RB1 HIGH QPSK SCC CH40719 BW20RB1 LOW QPSK



Frequency (MHz)	Result (dBm)	Factor (dB)	PK Limit (dBm)	Over Limit (dB)	Table (o)	ANT	EUT	Verdict
37.760	-59.77	-17.57	-25.0	-34.77	122.00	Vertical	Horizontal	Pass
2558.800	-36.93	2.38	-25.0	-11.93	185.00	Vertical	Horizontal	N/A
2639.500	-40.65	2.65	-25.0	-15.65	261.00	Vertical	Horizontal	N/A
6984.000	-41.25	13.80	-25.0	-16.25	154.00	Vertical	Horizontal	Pass
9894.550	-45.77	9.27	-25.0	-20.77	361.00	Vertical	Horizontal	Pass
21606.750	-48.05	9.69	-25.0	-23.05	112.00	Vertical	Horizontal	Pass

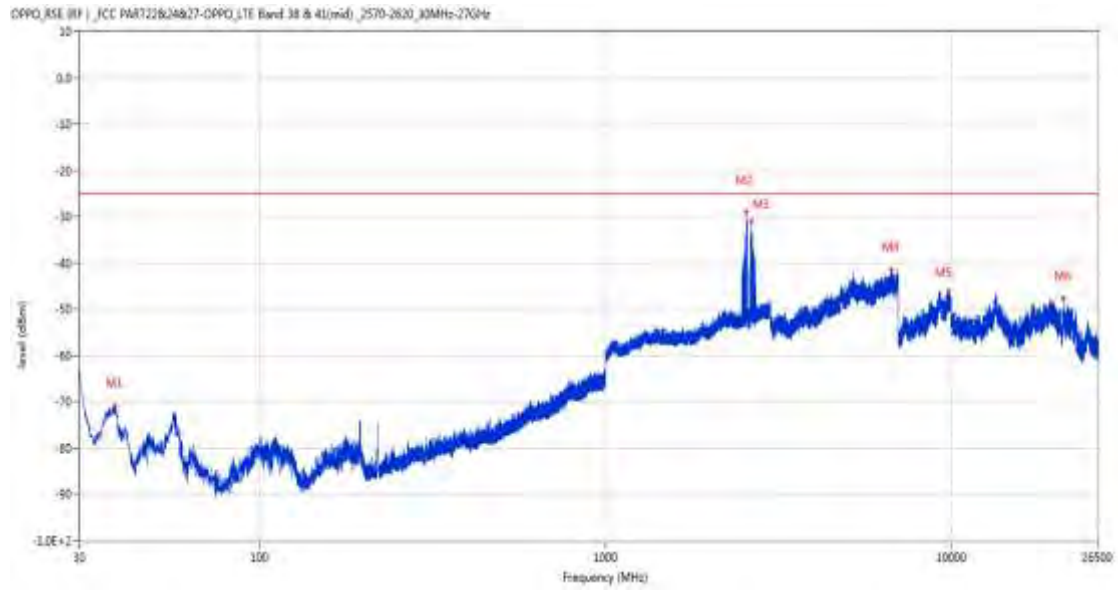
21.10 CA_41C 20MHz+20MHz, 16-QAM, Middle Channel

RSE-H&H PCC CH40521 BW/20 RB1 HIGH 16QAM SCC CH40719 BW20RB1 LOW 16QAM



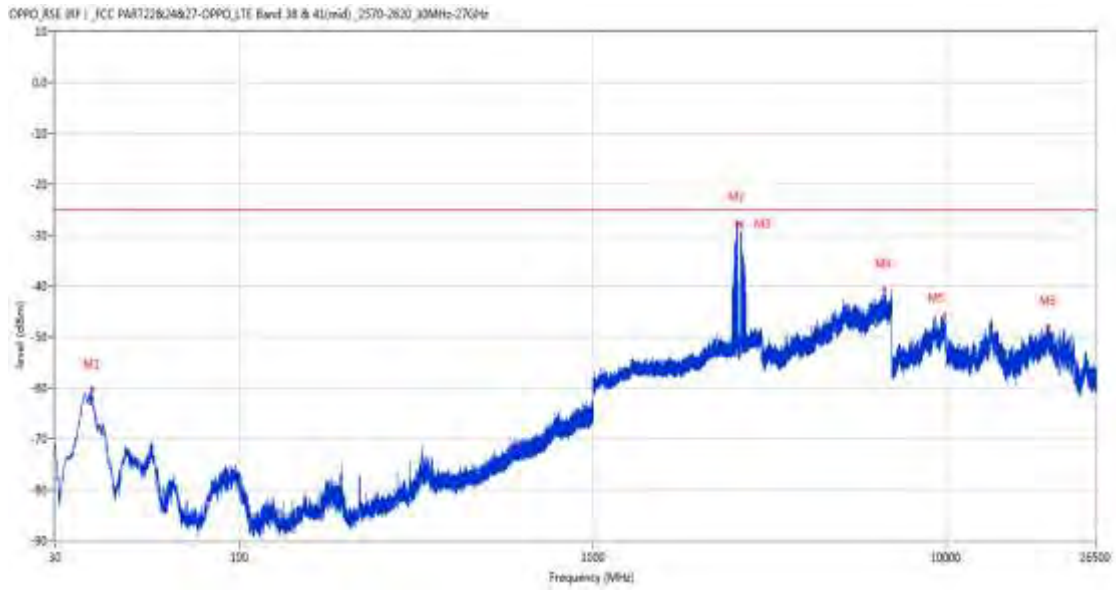
Frequency (MHz)	Result (dBm)	Factor (dB)	PK Limit (dBm)	Over Limit (dB)	Table (o)	ANT	EUT	Verdict
38.051	-71.81	-17.65	-25.0	-46.81	171.00	Horizontal	Horizontal	Pass
2541.100	-31.33	1.90	-25.0	-6.33	141.00	Horizontal	Horizontal	N/A
2633.900	-27.23	2.74	-25.0	-2.23	132.00	Horizontal	Horizontal	N/A
6672.400	-41.26	11.76	-25.0	-16.26	9.00	Horizontal	Horizontal	Pass
9305.175	-44.96	10.15	-25.0	-19.96	219.00	Horizontal	Horizontal	Pass
19337.400	-47.98	10.99	-25.0	-22.98	310.00	Horizontal	Horizontal	Pass

RSE-H&V PCC CH40521 BW20 RB1 HIGH 16QAM SCC CH40719 BW20RB1 LOW 16QAM



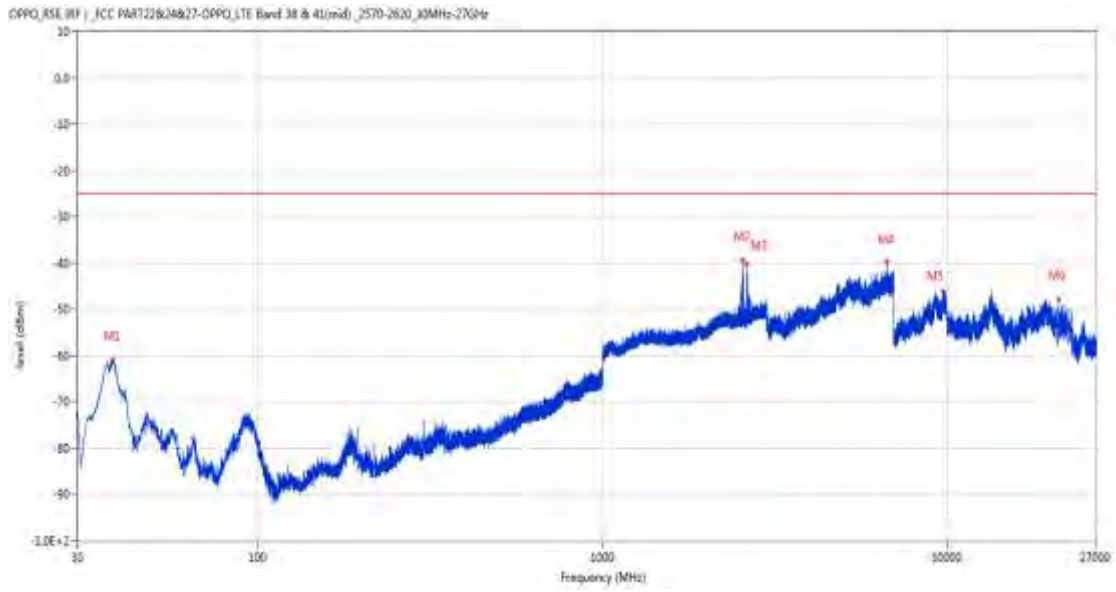
Frequency (MHz)	Result (dBm)	Factor (dB)	PK Limit (dBm)	Over Limit (dB)	Table (o)	ANT	EUT	Verdict
38.002	-70.80	-17.63	-25.0	-45.80	185.00	Horizontal	Vertical	Pass
2551.600	-28.93	2.39	-25.0	-3.93	208.00	Horizontal	Vertical	N/A
2638.100	-30.93	2.68	-25.0	-5.93	169.00	Horizontal	Vertical	N/A
6684.600	-41.46	12.52	-25.0	-16.46	262.00	Horizontal	Vertical	Pass
9772.075	-46.19	9.72	-25.0	-21.19	329.00	Horizontal	Vertical	Pass
21031.948	-47.65	9.51	-25.0	-22.65	129.00	Horizontal	Vertical	Pass

RSE-V&V PCC CH40521 BW20 RB1 HIGH 16QAM SCC CH40719 BW20RB1 LOW 16QAM



Frequency (MHz)	Result (dBm)	Factor (dB)	PK Limit (dBm)	Over Limit (dB)	Table (o)	ANT	EUT	Verdict
38.197	-60.30	-17.71	-25.0	-35.30	142.00	Vertical	Vertical	Pass
2559.300	-27.62	2.38	-25.0	-2.62	77.00	Vertical	Vertical	N/A
2632.100	-27.91	2.83	-25.0	-2.91	92.00	Vertical	Vertical	N/A
6683.600	-40.64	12.41	-25.0	-15.64	75.00	Vertical	Vertical	Pass
9894.838	-45.64	9.27	-25.0	-20.64	268.00	Vertical	Vertical	Pass
19394.001	-47.86	9.63	-25.0	-22.86	87.00	Vertical	Vertical	Pass

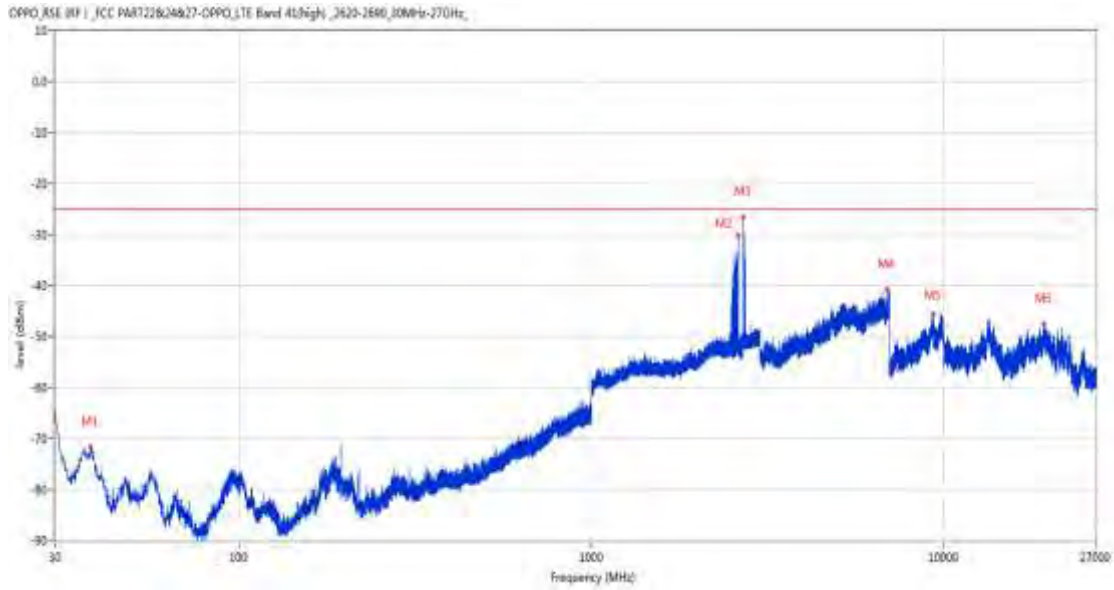
RSE-V&H PCC CH40521 BW20 RB1 HIGH 16QAM SCC CH40719 BW20RB1 LOW 16QAM



Frequency (MHz)	Result (dBm)	Factor (dB)	PK Limit (dBm)	Over Limit (dB)	Table (o)	ANT	EUT	Verdict
37.954	-60.83	-17.62	-25.0	-35.83	123.00	Vertical	Horizontal	Pass
2557.000	-39.40	2.24	-25.0	-14.40	67.00	Vertical	Horizontal	N/A
2629.100	-40.19	2.90	-25.0	-15.19	257.00	Vertical	Horizontal	N/A
6684.600	-39.89	12.52	-25.0	-14.89	269.00	Vertical	Horizontal	Pass
9726.650	-46.19	9.17	-25.0	-21.19	88.00	Vertical	Horizontal	Pass
21067.651	-47.98	9.52	-25.0	-22.98	56.00	Vertical	Horizontal	Pass

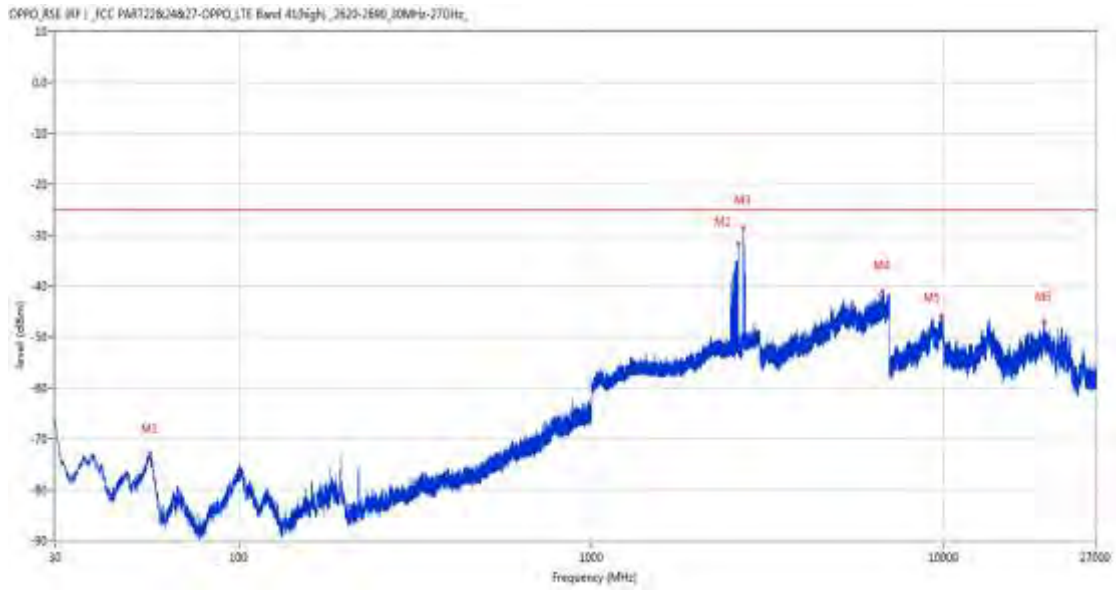
21.11 CA_41C 20MHz+20MHz, QPSK, High Channel

RSE-H&H PCC CH41292 BW/20 RB1 HIGH QPSK SCC CH41490 BW/20RB1 LOW QPSK



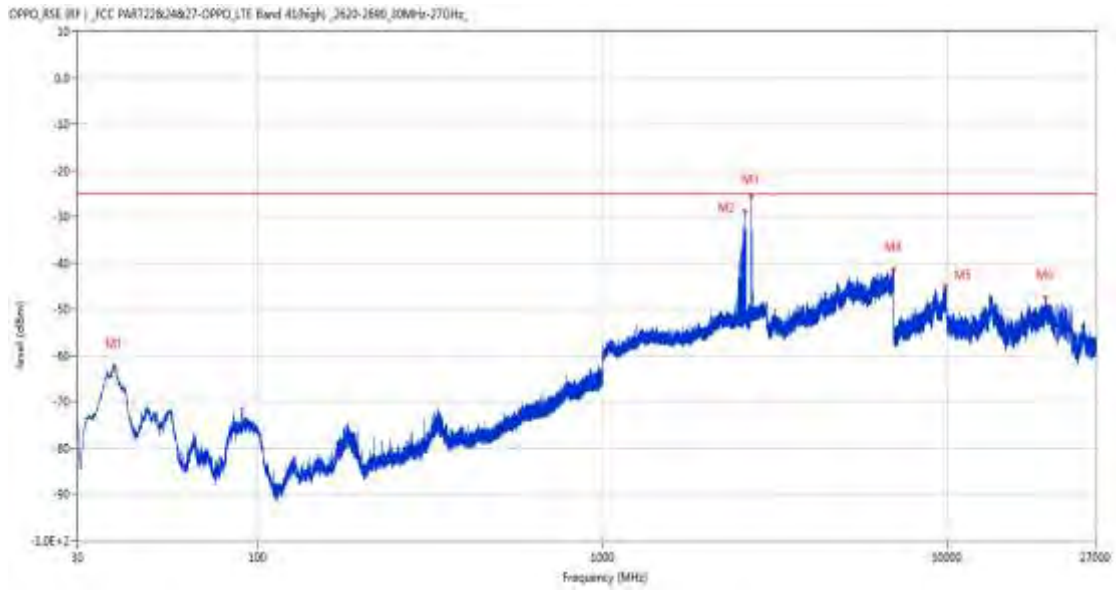
Frequency (MHz)	Result (dBm)	Factor (dB)	PK Limit (dBm)	Over Limit (dB)	Table (o)	ANT	EUT	Verdict
37.809	-71.71	-17.61	-25.0	-46.71	179.00	Horizontal	Horizontal	Pass
2608.500	-30.22	2.49	-25.0	-5.22	138.00	Horizontal	Horizontal	N/A
2704.700	-26.54	3.60	-25.0	-1.54	126.00	Horizontal	Horizontal	N/A
6882.800	-40.82	11.61	-25.0	-15.82	307.00	Horizontal	Horizontal	Pass
9316.963	-45.54	9.95	-25.0	-20.54	77.00	Horizontal	Horizontal	Pass
19273.050	-47.48	9.94	-25.0	-22.48	270.00	Horizontal	Horizontal	Pass

RSE-H&V PCC CH41292 BW20 RB1 HIGH QPSK SCC CH41490 BW20RB1 LOW QPSK



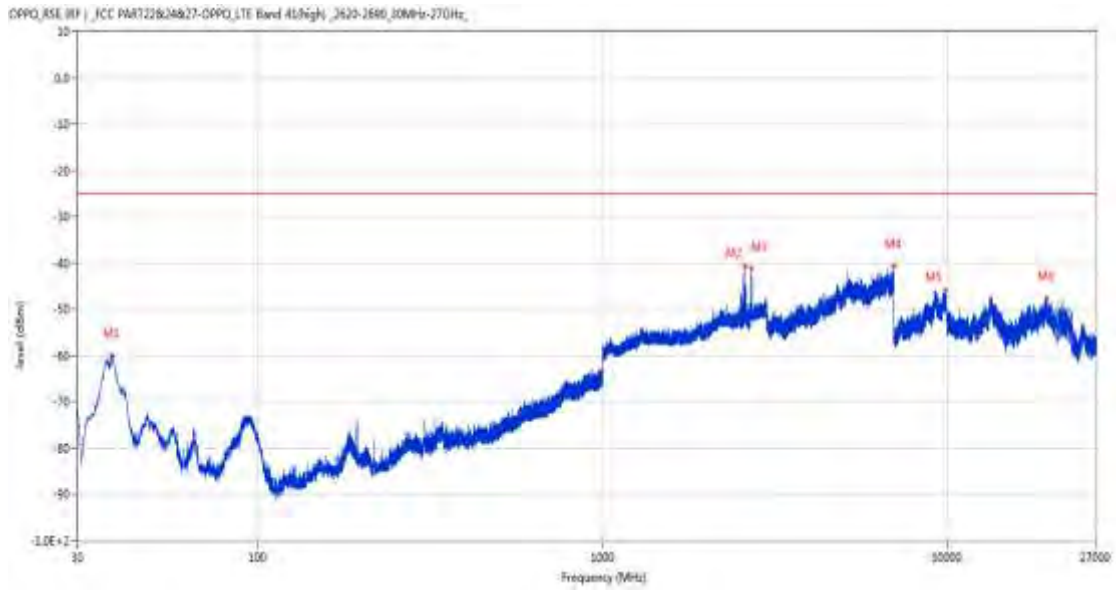
Frequency (MHz)	Result (dBm)	Factor (dB)	PK Limit (dBm)	Over Limit (dB)	Table (o)	ANT	EUT	Verdict
55.802	-72.88	-16.26	-25.0	-47.88	166.00	Horizontal	Vertical	Pass
2606.200	-31.67	2.46	-25.0	-6.67	94.00	Horizontal	Vertical	N/A
2703.600	-28.61	3.57	-25.0	-3.61	150.00	Horizontal	Vertical	N/A
6687.000	-41.08	12.55	-25.0	-16.08	14.00	Horizontal	Vertical	Pass
9827.849	-45.98	9.93	-25.0	-20.98	42.00	Horizontal	Vertical	Pass
19281.150	-46.87	10.19	-25.0	-21.87	154.00	Horizontal	Vertical	Pass

RSE-V&V PCC CH41292 BW20 RB1 HIGH QPSK SCC CH41490 BW20RB1 LOW QPSK



Frequency (MHz)	Result (dBm)	Factor (dB)	PK Limit (dBm)	Over Limit (dB)	Table (o)	ANT	EUT	Verdict
38.342	-62.37	-17.77	-25.0	-37.37	76.00	Vertical	Vertical	Pass
2600.200	-28.83	2.06	-25.0	-3.83	338.00	Vertical	Vertical	N/A
2697.600	-25.68	3.46	-25.0	-0.68	76.00	Vertical	Vertical	N/A
6997.800	-41.33	13.52	-25.0	-16.33	220.00	Vertical	Vertical	Pass
9917.550	-44.93	8.94	-25.0	-19.93	154.00	Vertical	Vertical	Pass
19279.350	-47.48	10.15	-25.0	-22.48	360.00	Vertical	Vertical	Pass

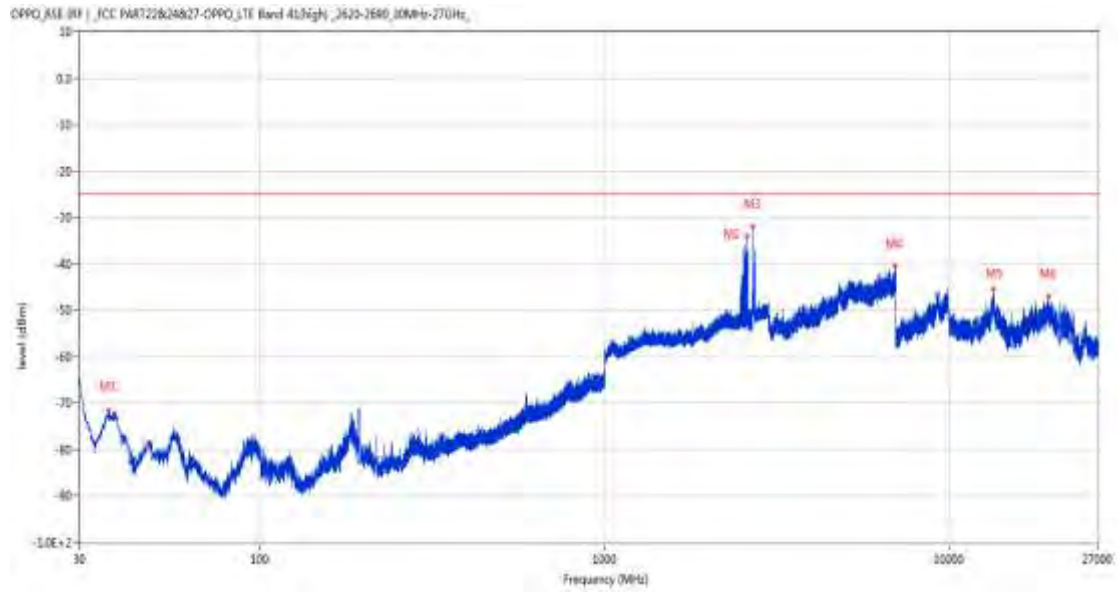
RSE-V&H PCC CH41292 BW20 RB1 HIGH QPSK SCC CH41490 BW20RB1 LOW QPSK



Frequency (MHz)	Result (dBm)	Factor (dB)	PK Limit (dBm)	Over Limit (dB)	Table (o)	ANT	EUT	Verdict
37.809	-60.00	-17.61	-25.0	-35.00	80.00	Vertical	Horizontal	Pass
2597.200	-40.78	1.96	-25.0	-15.78	13.00	Vertical	Horizontal	N/A
2702.600	-41.25	3.55	-25.0	-16.25	159.00	Vertical	Horizontal	N/A
6985.200	-40.70	13.69	-25.0	-15.70	26.00	Vertical	Horizontal	Pass
9875.575	-45.92	9.09	-25.0	-20.92	361.00	Vertical	Horizontal	Pass
19401.300	-47.63	9.40	-25.0	-22.63	360.00	Vertical	Horizontal	Pass

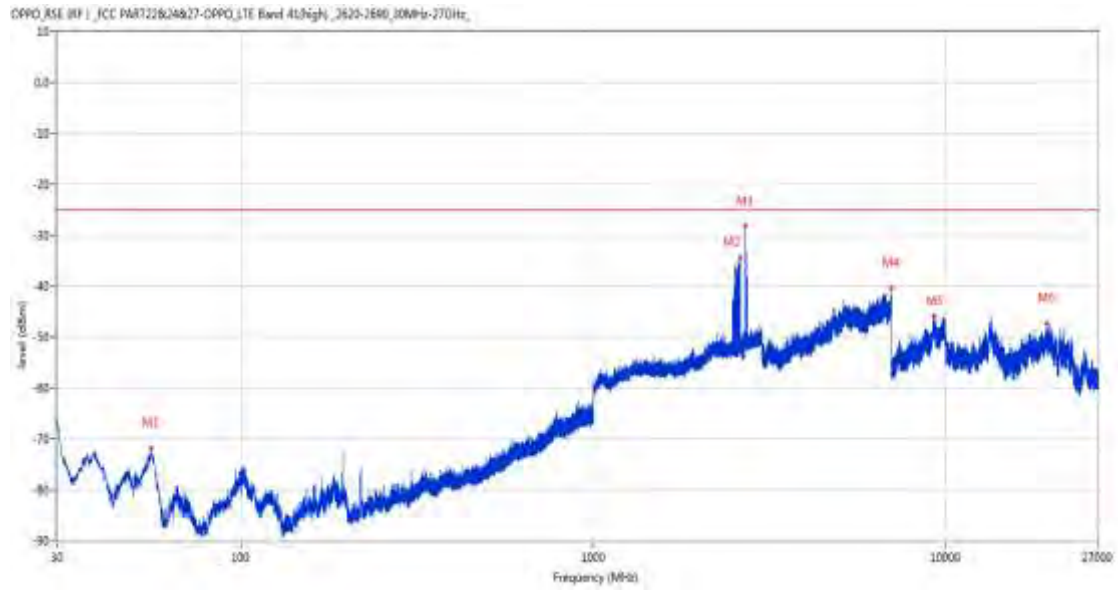
21.12 CA_41C 20MHz+20MHz, 16-QAM, High Channel

RSE-H&H PCC CH41292 BW/20 RB1 HIGH 16QAM SCC CH41490 BW20RB1 LOW 16QAM



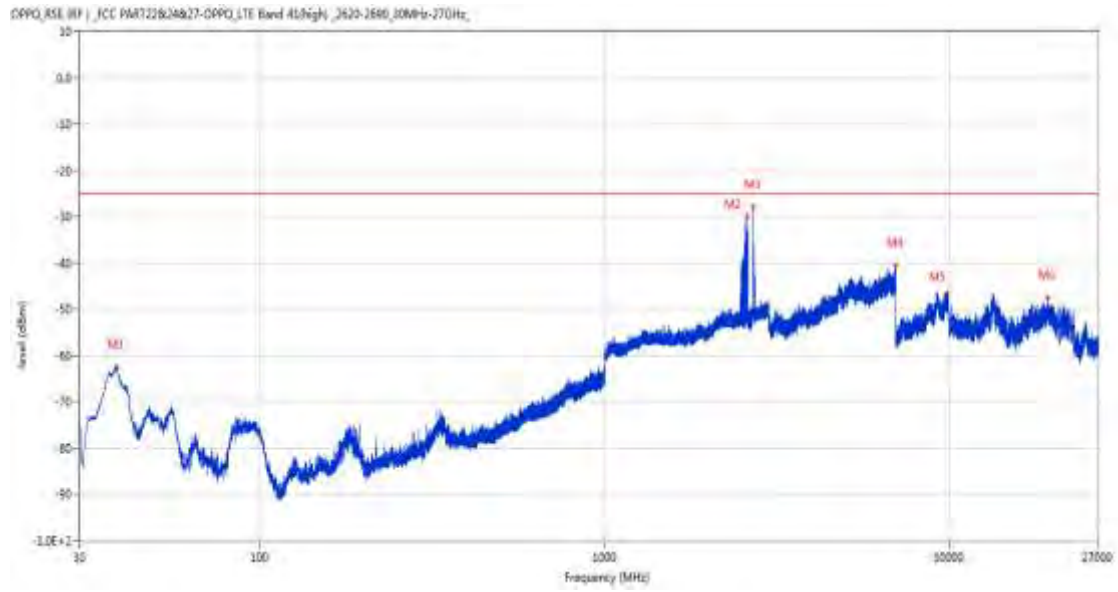
Frequency (MHz)	Result (dBm)	Factor (dB)	PK Limit (dBm)	Over Limit (dB)	Table (o)	ANT	EUT	Verdict
36.499	-71.53	-17.67	-25.0	-46.53	0.00	Horizontal	Horizontal	Pass
2595.600	-33.99	2.12	-25.0	-8.99	122.00	Horizontal	Horizontal	N/A
2699.800	-32.00	3.49	-25.0	-7.00	90.00	Horizontal	Horizontal	N/A
6972.400	-40.49	13.74	-25.0	-15.49	362.00	Horizontal	Horizontal	Pass
13422.525	-45.49	6.02	-25.0	-20.49	78.00	Horizontal	Horizontal	Pass
19403.551	-47.05	9.38	-25.0	-22.05	30.00	Horizontal	Horizontal	Pass

RSE-H&V PCC CH41292 BW20 RB1 HIGH 16QAM SCC CH41490 BW20RB1 LOW 16QAM



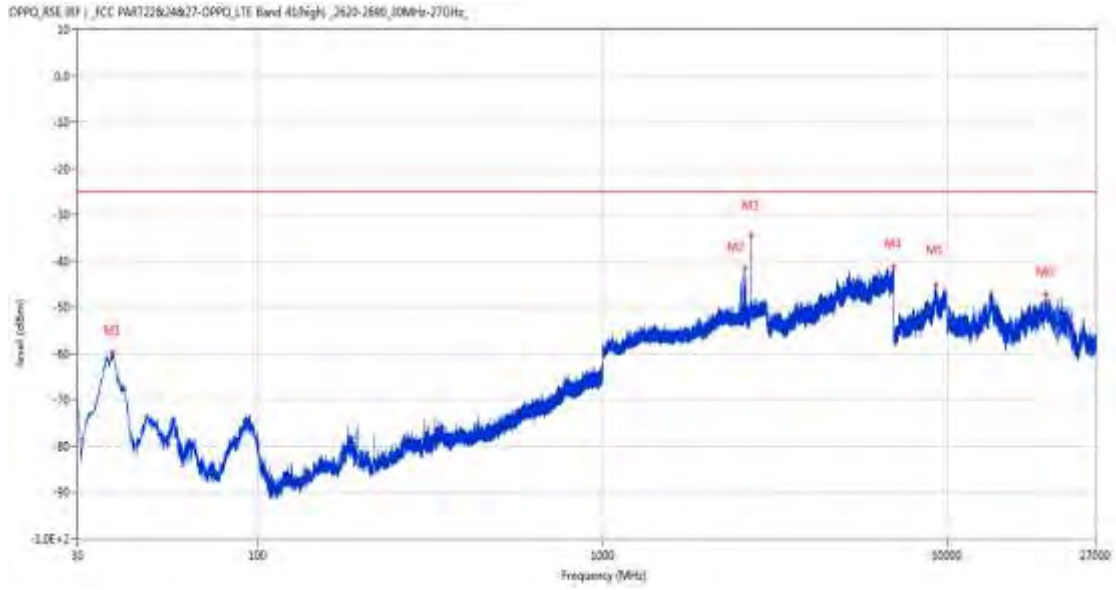
Frequency (MHz)	Result (dBm)	Factor (dB)	PK Limit (dBm)	Over Limit (dB)	Table (o)	ANT	EUT	Verdict
55.414	-71.87	-16.26	-25.0	-46.87	217.00	Horizontal	Vertical	Pass
2606.700	-34.33	2.47	-25.0	-9.33	299.00	Horizontal	Vertical	N/A
2697.400	-28.17	3.46	-25.0	-3.17	299.00	Horizontal	Vertical	N/A
6994.200	-40.50	13.54	-25.0	-15.50	194.00	Horizontal	Vertical	Pass
9278.151	-45.99	9.48	-25.0	-20.99	82.00	Horizontal	Vertical	Pass
19309.050	-47.39	10.77	-25.0	-22.39	32.00	Horizontal	Vertical	Pass

RSE-V&V PCC CH41292 BW20 RB1 HIGH 16QAM SCC CH41490 BW20RB1 LOW 16QAM



Frequency (MHz)	Result (dBm)	Factor (dB)	PK Limit (dBm)	Over Limit (dB)	Table (o)	ANT	EUT	Verdict
38.391	-62.49	-17.78	-25.0	-37.49	141.00	Vertical	Vertical	Pass
2600.700	-29.87	2.07	-25.0	-4.87	175.00	Vertical	Vertical	N/A
2701.800	-27.85	3.53	-25.0	-2.85	350.00	Vertical	Vertical	N/A
6992.400	-40.51	13.52	-25.0	-15.51	268.00	Vertical	Vertical	Pass
9824.400	-46.66	10.06	-25.0	-21.66	117.00	Vertical	Vertical	Pass
19329.749	-47.50	11.10	-25.0	-22.50	196.00	Vertical	Vertical	Pass

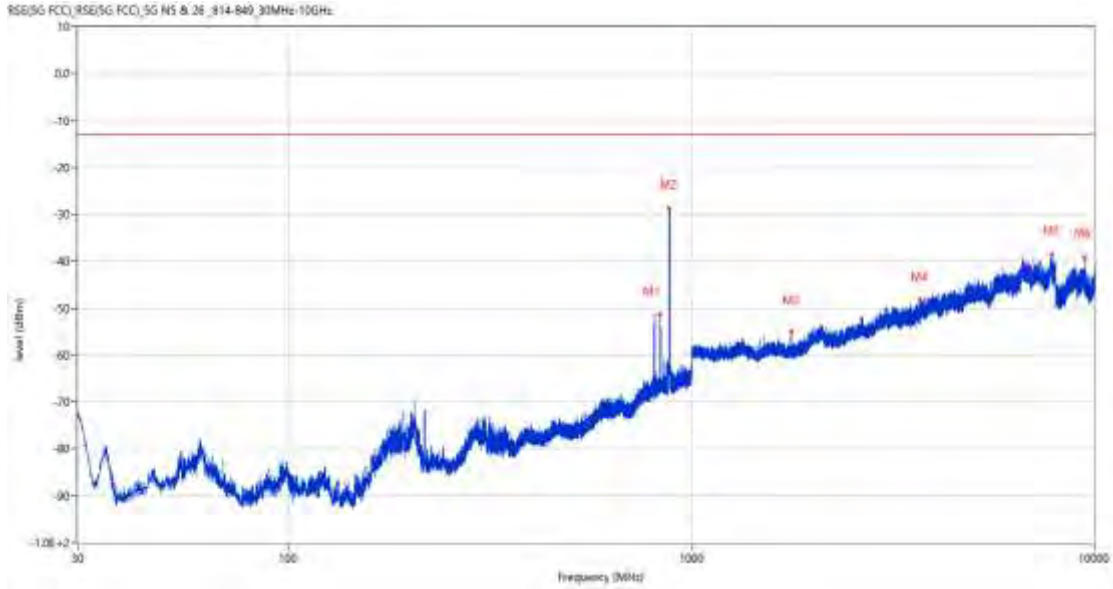
RSE-V&H PCC CH41292 BW20 RB1 HIGH 16QAM SCC CH41490 BW20RB1 LOW 16QAM



Frequency (MHz)	Result (dBm)	Factor (dB)	PK Limit (dBm)	Over Limit (dB)	Table (o)	ANT	EUT	Verdict
38.002	-59.77	-17.65	-25.0	-34.77	145.00	Vertical	Horizontal	Pass
2591.900	-41.71	2.64	-25.0	-16.71	55.00	Vertical	Horizontal	N/A
2696.700	-34.41	3.45	-25.0	-9.41	167.00	Vertical	Horizontal	N/A
6993.400	-41.22	13.59	-25.0	-16.22	323.00	Vertical	Horizontal	Pass
9299.425	-45.32	10.21	-25.0	-20.32	126.00	Vertical	Horizontal	Pass
19319.849	-47.13	11.23	-25.0	-22.13	250.00	Vertical	Horizontal	Pass

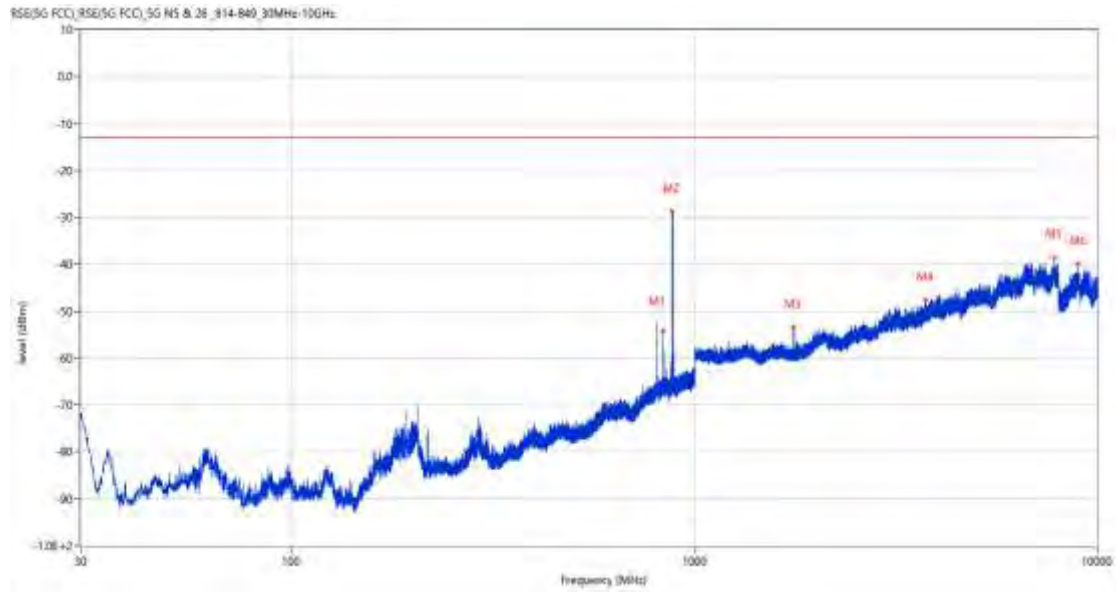
NR
 22 n5
 22.1 n5 BW5, Middle Channel

RSE-H&H n5 BW5 PI/2 BPSK CH176300



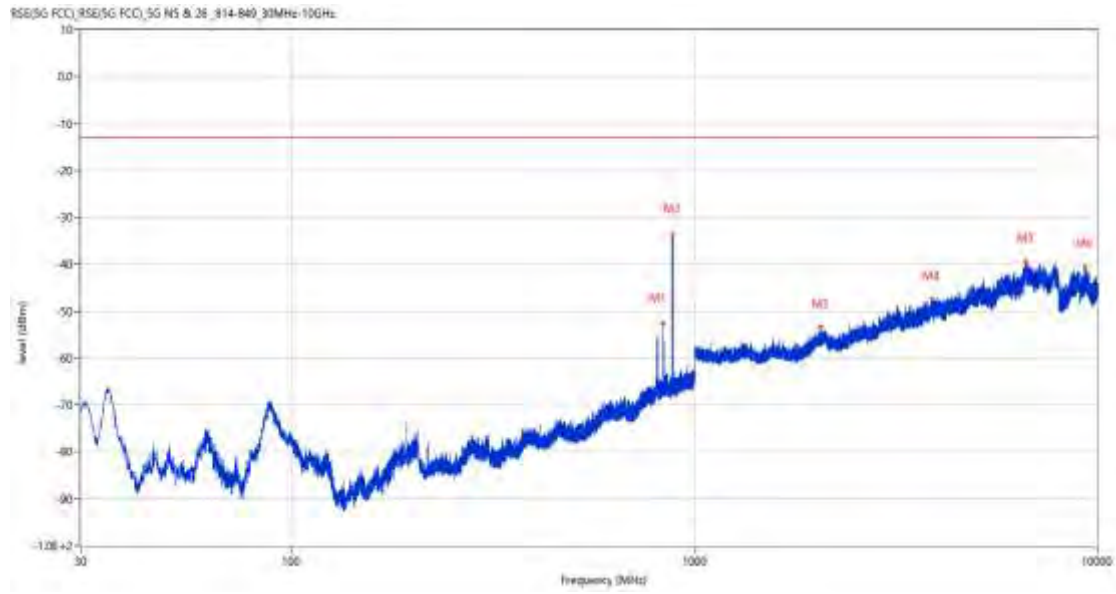
Frequency (MHz)	Result (dBm)	Factor (dB)	PK Limit (dBm)	Over Limit (dB)	Table (o)	ANT	EUT	Verdict
836.458	-51.28	4.77	-13.0	-38.28	37.00	Horizontal	Horizontal	N/A
880.496	-28.66	4.18	-13.0	-15.66	37.00	Horizontal	Horizontal	N/A
1766.300	-55.12	-4.49	-13.0	-42.12	223.00	Horizontal	Horizontal	Pass
3698.500	-48.12	7.38	-13.0	-35.12	362.00	Horizontal	Horizontal	Pass
7835.750	-38.43	15.36	-13.0	-25.43	138.00	Horizontal	Horizontal	Pass
9453.000	-39.14	14.13	-13.0	-26.14	12.00	Horizontal	Horizontal	Pass

RSE-H&V n5 BW5 PI/2 BPSK CH176300



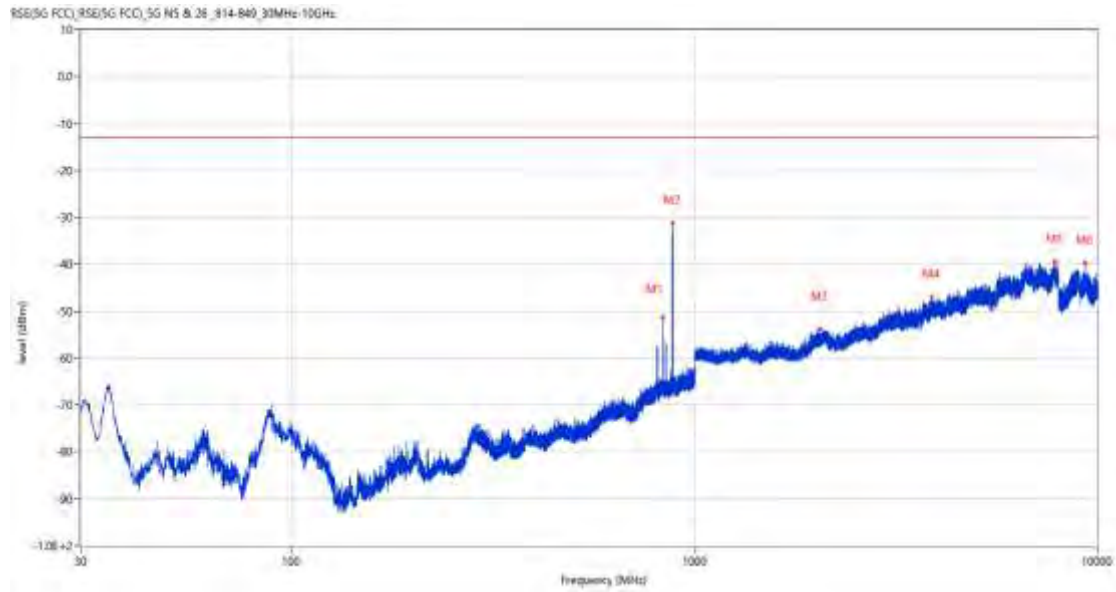
Frequency (MHz)	Result (dBm)	Factor (dB)	PK Limit (dBm)	Over Limit (dB)	Table (o)	ANT	EUT	Verdict
837.282	-54.14	4.80	-13.0	-41.14	216.00	Horizontal	Vertical	N/A
879.720	-28.68	4.21	-13.0	-15.68	92.00	Horizontal	Vertical	N/A
1765.400	-53.35	-4.75	-13.0	-40.35	224.00	Horizontal	Vertical	Pass
3751.250	-47.59	8.01	-13.0	-34.59	362.00	Horizontal	Vertical	Pass
7818.750	-38.56	16.27	-13.0	-25.56	152.00	Horizontal	Vertical	Pass
8951.700	-39.90	13.56	-13.0	-26.90	-2.00	Horizontal	Vertical	Pass

RSE-V&V n5 BW5 PI/2 BPSK CH176300



Frequency (MHz)	Result (dBm)	Factor (dB)	PK Limit (dBm)	Over Limit (dB)	Table (o)	ANT	EUT	Verdict
836.749	-52.64	4.78	-13.0	-39.64	196.00	Vertical	Vertical	N/A
881.417	-33.79	4.17	-13.0	-20.79	280.00	Vertical	Vertical	N/A
2061.400	-53.39	-1.22	-13.0	-40.39	361.00	Vertical	Vertical	Pass
3883.000	-47.41	9.05	-13.0	-34.41	10.00	Vertical	Vertical	Pass
6656.500	-39.51	15.04	-13.0	-26.51	322.00	Vertical	Vertical	Pass
9309.000	-40.63	15.24	-13.0	-27.63	361.00	Vertical	Vertical	Pass

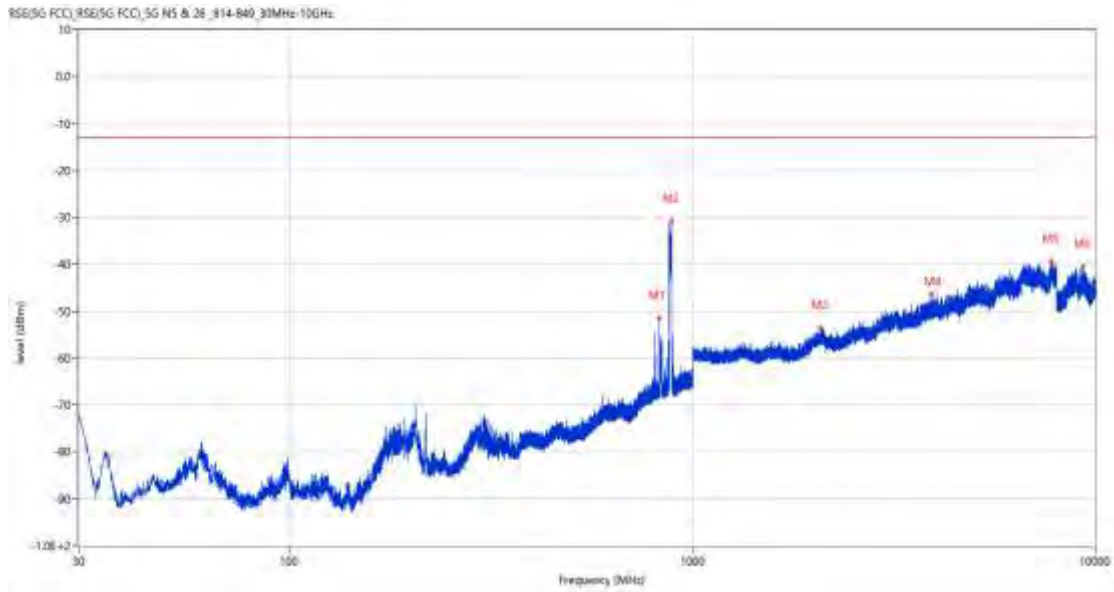
RSE-V&H n5 BW5 PI/2 BPSK CH176300



Frequency (MHz)	Result (dBm)	Factor (dB)	PK Limit (dBm)	Over Limit (dB)	Table (o)	ANT	EUT	Verdict
837.234	-51.38	4.80	-13.0	-38.38	235.00	Vertical	Horizontal	N/A
881.417	-31.23	4.17	-13.0	-18.23	287.00	Vertical	Horizontal	N/A
2049.900	-53.72	-1.19	-13.0	-40.72	128.00	Vertical	Horizontal	Pass
3889.250	-47.01	9.02	-13.0	-34.01	212.00	Vertical	Horizontal	Pass
7853.500	-39.47	14.46	-13.0	-26.47	258.00	Vertical	Horizontal	Pass
9307.000	-39.80	15.26	-13.0	-26.80	4.00	Vertical	Horizontal	Pass

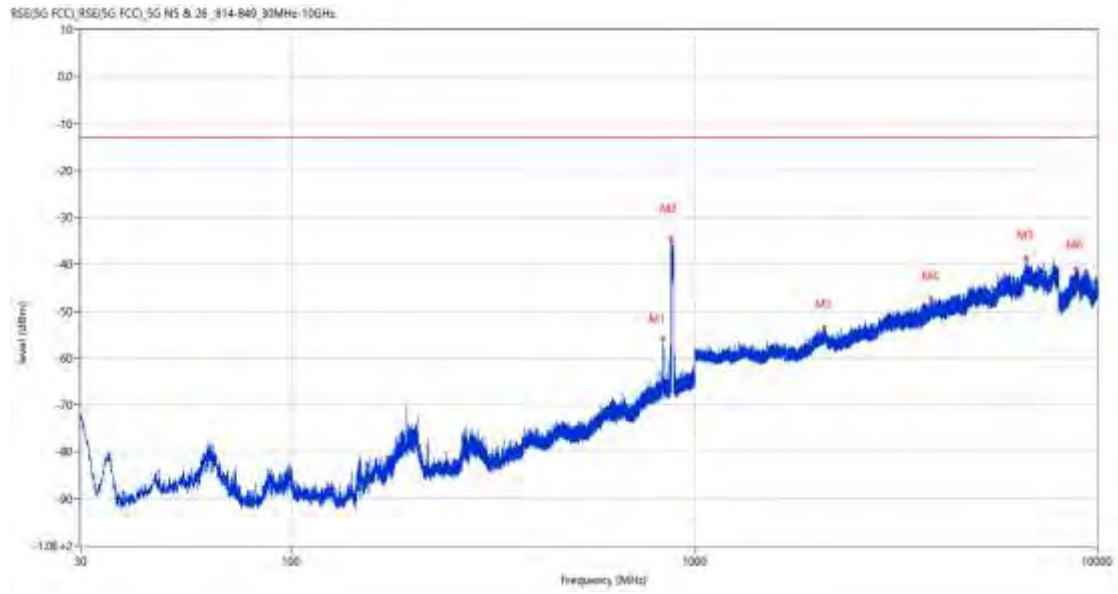
22.2 n5 BW15, Middle Channel

RSE-H&H n5 BW15 PI/2 BPSK CH176300



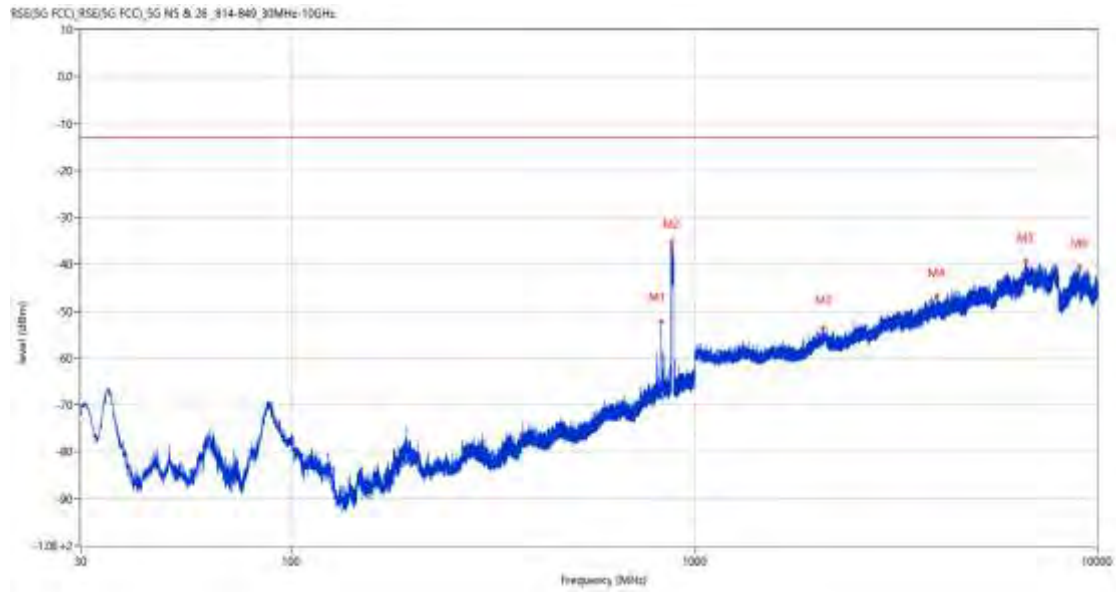
Frequency (MHz)	Result (dBm)	Factor (dB)	PK Limit (dBm)	Over Limit (dB)	Table (o)	ANT	EUT	Verdict
829.522	-51.43	4.49	-13.0	-38.43	58.00	Horizontal	Horizontal	N/A
887.625	-30.83	4.47	-13.0	-17.83	256.00	Horizontal	Horizontal	N/A
2081.600	-53.62	-0.91	-13.0	-40.62	132.00	Horizontal	Horizontal	Pass
3929.000	-46.43	8.50	-13.0	-33.43	165.00	Horizontal	Horizontal	Pass
7781.500	-39.61	15.44	-13.0	-26.61	347.00	Horizontal	Horizontal	Pass
9304.700	-40.49	15.29	-13.0	-27.49	117.00	Horizontal	Horizontal	Pass

RSE-H&V n5 BW15 PI/2 BPSK CH176300



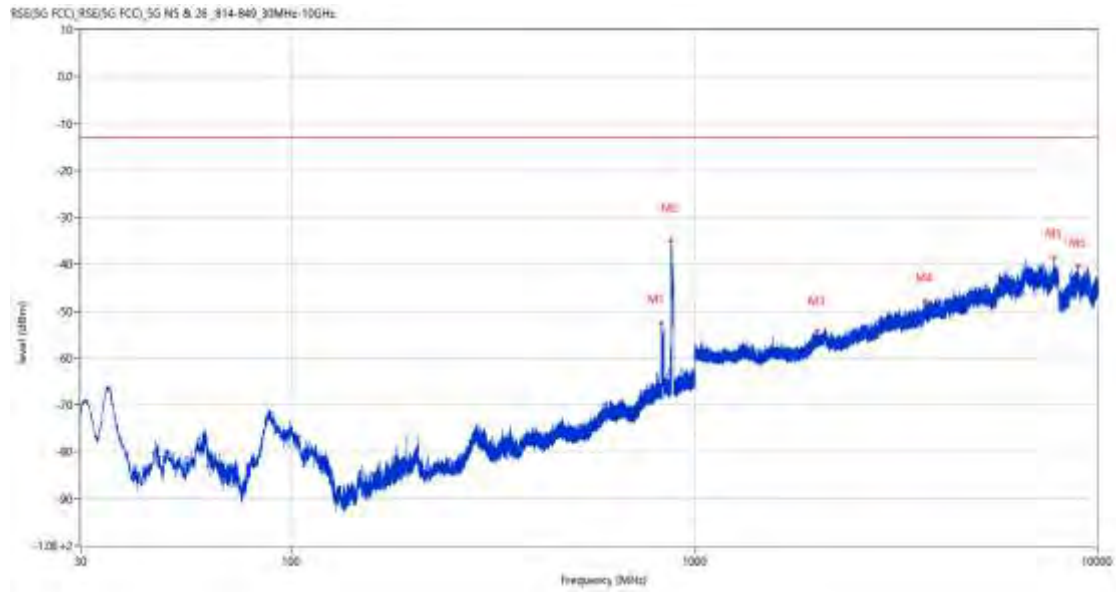
Frequency (MHz)	Result (dBm)	Factor (dB)	PK Limit (dBm)	Over Limit (dB)	Table (o)	ANT	EUT	Verdict
836.798	-55.82	4.78	-13.0	-42.82	45.00	Horizontal	Vertical	N/A
875.209	-34.58	4.28	-13.0	-21.58	68.00	Horizontal	Vertical	N/A
2098.900	-53.41	-0.09	-13.0	-40.41	-1.00	Horizontal	Vertical	Pass
3859.500	-47.41	8.84	-13.0	-34.41	267.00	Horizontal	Vertical	Pass
6664.250	-38.64	14.69	-13.0	-25.64	332.00	Horizontal	Vertical	Pass
8809.000	-41.06	14.02	-13.0	-28.06	-1.00	Horizontal	Vertical	Pass

RSE-V&V n5 BW15 PI/2 BPSK CH176300



Frequency (MHz)	Result (dBm)	Factor (dB)	PK Limit (dBm)	Over Limit (dB)	Table (o)	ANT	EUT	Verdict
829.425	-52.06	4.49	-13.0	-39.06	200.00	Vertical	Vertical	N/A
877.683	-35.19	4.12	-13.0	-22.19	275.00	Vertical	Vertical	N/A
2094.200	-53.56	-0.47	-13.0	-40.56	-1.00	Vertical	Vertical	Pass
4003.750	-46.85	9.18	-13.0	-33.85	36.00	Vertical	Vertical	Pass
6662.500	-39.21	14.80	-13.0	-26.21	-2.00	Vertical	Vertical	Pass
9031.200	-40.59	12.90	-13.0	-27.59	267.00	Vertical	Vertical	Pass

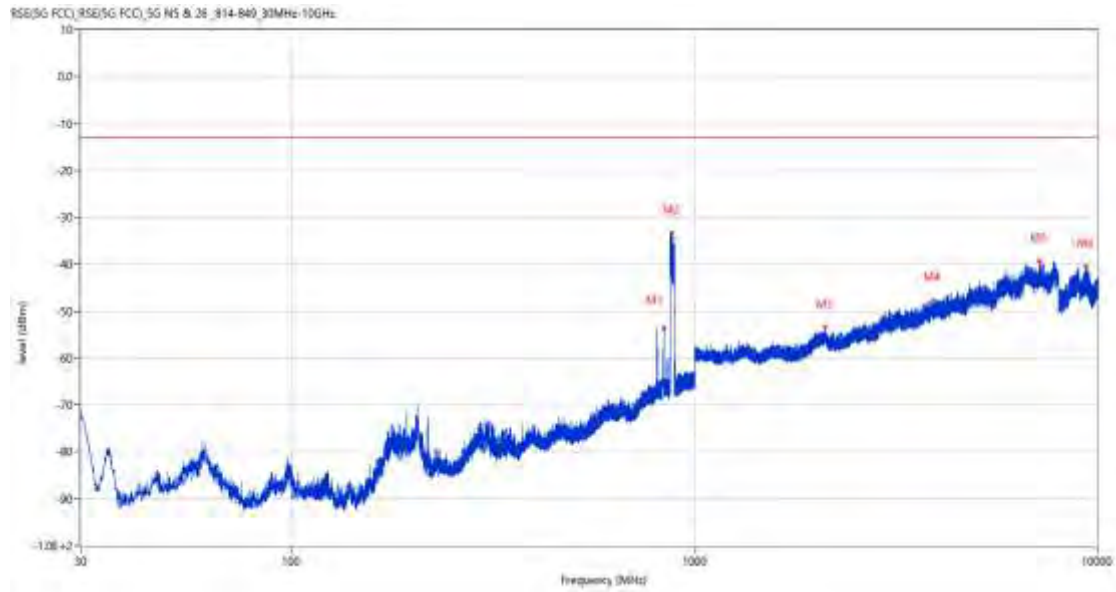
RSE-V&H n5 BW15 PI/2 BPSK CH176300



Frequency (MHz)	Result (dBm)	Factor (dB)	PK Limit (dBm)	Over Limit (dB)	Table (o)	ANT	EUT	Verdict
829.474	-52.51	4.49	-13.0	-39.51	12.00	Vertical	Horizontal	N/A
874.870	-35.05	4.39	-13.0	-22.05	172.00	Vertical	Horizontal	N/A
2018.700	-54.29	-1.43	-13.0	-41.29	185.00	Vertical	Horizontal	Pass
3729.250	-47.89	7.46	-13.0	-34.89	110.00	Vertical	Horizontal	Pass
7815.250	-38.58	16.33	-13.0	-25.58	334.00	Vertical	Horizontal	Pass
8943.500	-40.37	13.62	-13.0	-27.37	362.00	Vertical	Horizontal	Pass

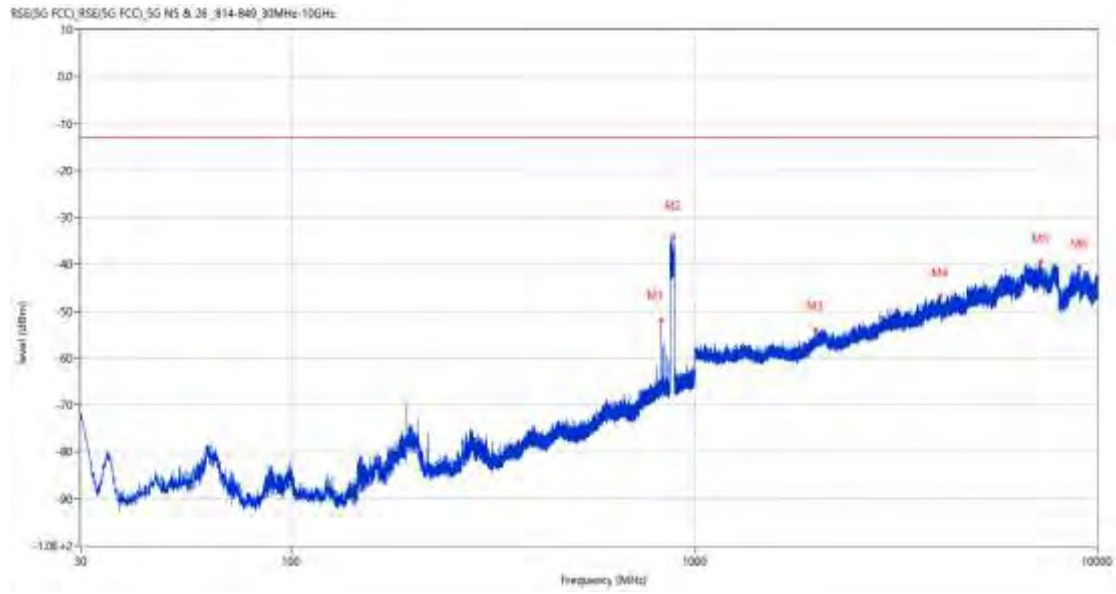
22.3 n5 BW20, Middle Channel

RSE-H&H n5 BW20 PI/2 BPSK CH176300



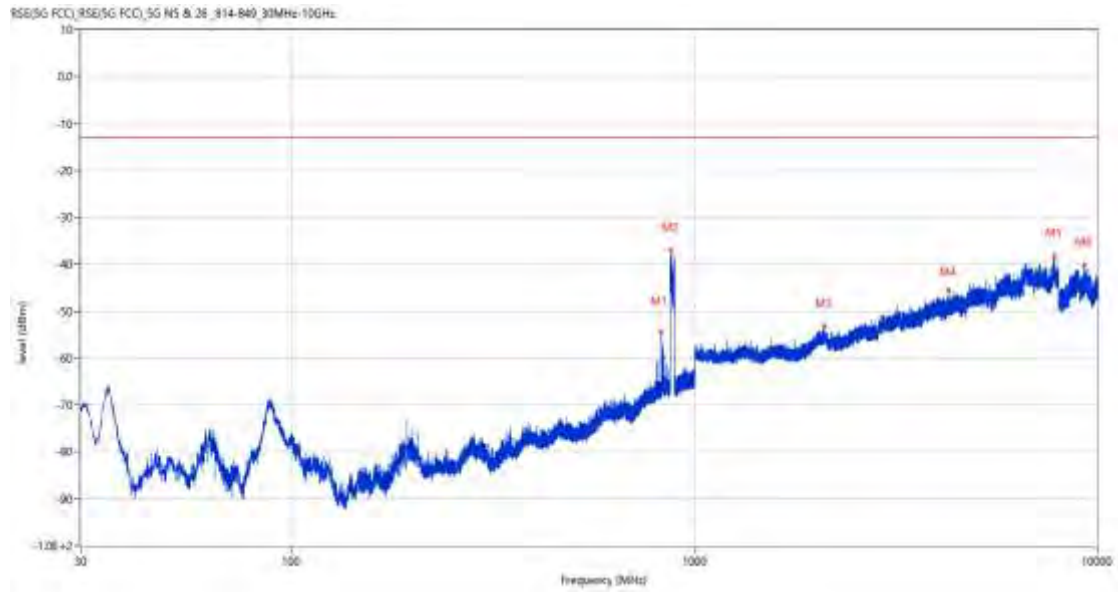
Frequency (MHz)	Result (dBm)	Factor (dB)	PK Limit (dBm)	Over Limit (dB)	Table (o)	ANT	EUT	Verdict
840.096	-53.52	4.91	-13.0	-40.52	250.00	Horizontal	Horizontal	N/A
877.101	-33.31	4.03	-13.0	-20.31	261.00	Horizontal	Horizontal	N/A
2109.300	-53.41	-0.40	-13.0	-40.41	295.00	Horizontal	Horizontal	Pass
3902.000	-47.80	9.16	-13.0	-34.80	249.00	Horizontal	Horizontal	Pass
7185.000	-39.37	14.49	-13.0	-26.37	321.00	Horizontal	Horizontal	Pass
9364.700	-40.44	14.40	-13.0	-27.44	341.00	Horizontal	Horizontal	Pass

RSE-H&V n5 BW20 PI/2 BPSK CH176300



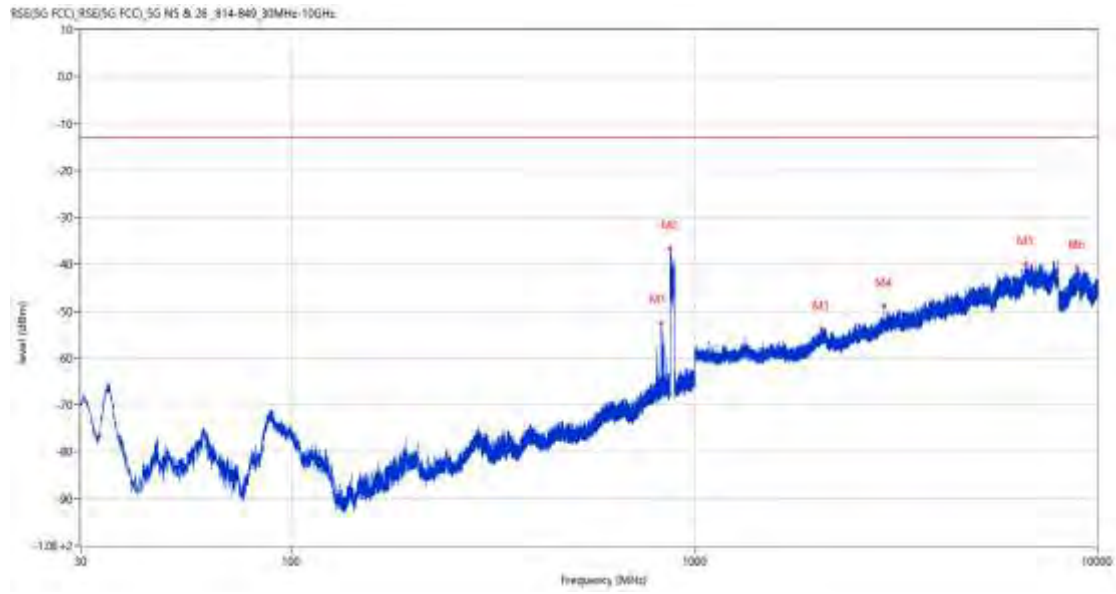
Frequency (MHz)	Result (dBm)	Factor (dB)	PK Limit (dBm)	Over Limit (dB)	Table (o)	ANT	EUT	Verdict
827.001	-52.02	4.39	-13.0	-39.02	222.00	Horizontal	Vertical	N/A
889.662	-34.05	4.60	-13.0	-21.05	114.00	Horizontal	Vertical	N/A
2001.400	-54.04	-1.63	-13.0	-41.04	8.00	Horizontal	Vertical	Pass
4074.250	-46.80	8.94	-13.0	-33.80	240.00	Horizontal	Vertical	Pass
7259.500	-39.44	14.29	-13.0	-26.44	350.00	Horizontal	Vertical	Pass
9026.300	-40.56	13.01	-13.0	-27.56	215.00	Horizontal	Vertical	Pass

RSE-V&V n5 BW20 PI/2 BPSK CH176300



Frequency (MHz)	Result (dBm)	Factor (dB)	PK Limit (dBm)	Over Limit (dB)	Table (o)	ANT	EUT	Verdict
827.049	-54.37	4.39	-13.0	-41.37	183.00	Vertical	Vertical	N/A
872.591	-36.95	4.26	-13.0	-23.95	279.00	Vertical	Vertical	N/A
2102.100	-53.24	-0.05	-13.0	-40.24	86.00	Vertical	Vertical	Pass
4278.250	-45.58	8.78	-13.0	-32.58	317.00	Vertical	Vertical	Pass
7811.250	-38.33	16.33	-13.0	-25.33	317.00	Vertical	Vertical	Pass
9282.400	-40.18	15.02	-13.0	-27.18	15.00	Vertical	Vertical	Pass

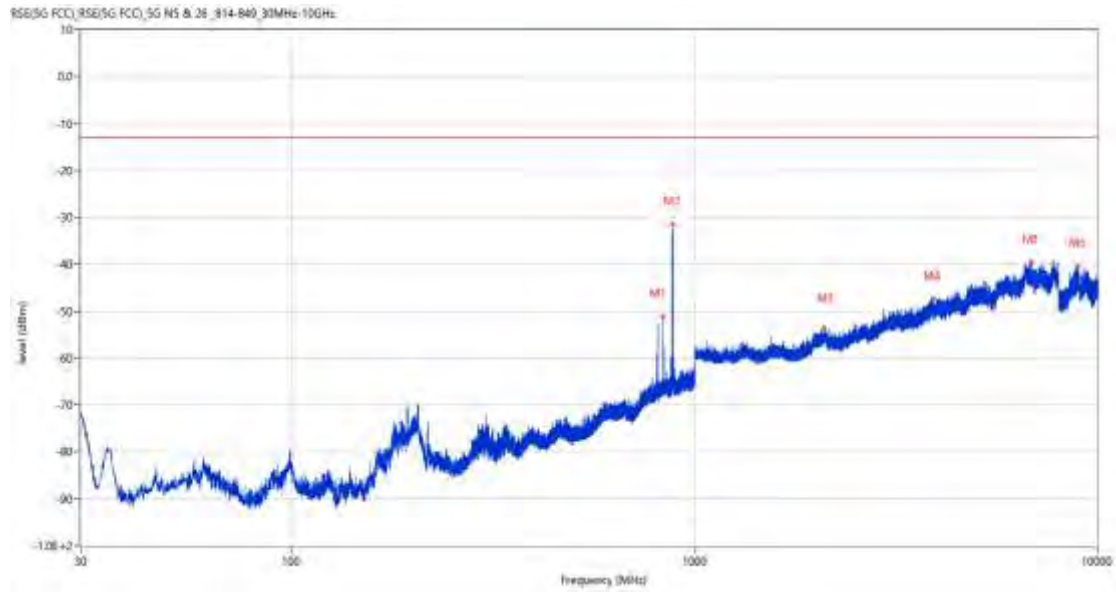
RSE-V&H n5 BW20 PI/2 BPSK CH176300



Frequency (MHz)	Result (dBm)	Factor (dB)	PK Limit (dBm)	Over Limit (dB)	Table (o)	ANT	EUT	Verdict
827.001	-52.60	4.39	-13.0	-39.60	-2.00	Vertical	Horizontal	N/A
872.396	-36.57	4.28	-13.0	-23.57	229.00	Vertical	Horizontal	N/A
2072.800	-53.89	-1.17	-13.0	-40.89	74.00	Vertical	Horizontal	Pass
2960.600	-48.89	4.59	-13.0	-35.89	310.00	Vertical	Horizontal	Pass
6646.500	-39.83	15.26	-13.0	-26.83	128.00	Vertical	Horizontal	Pass
8891.000	-40.82	14.16	-13.0	-27.82	174.00	Vertical	Horizontal	Pass

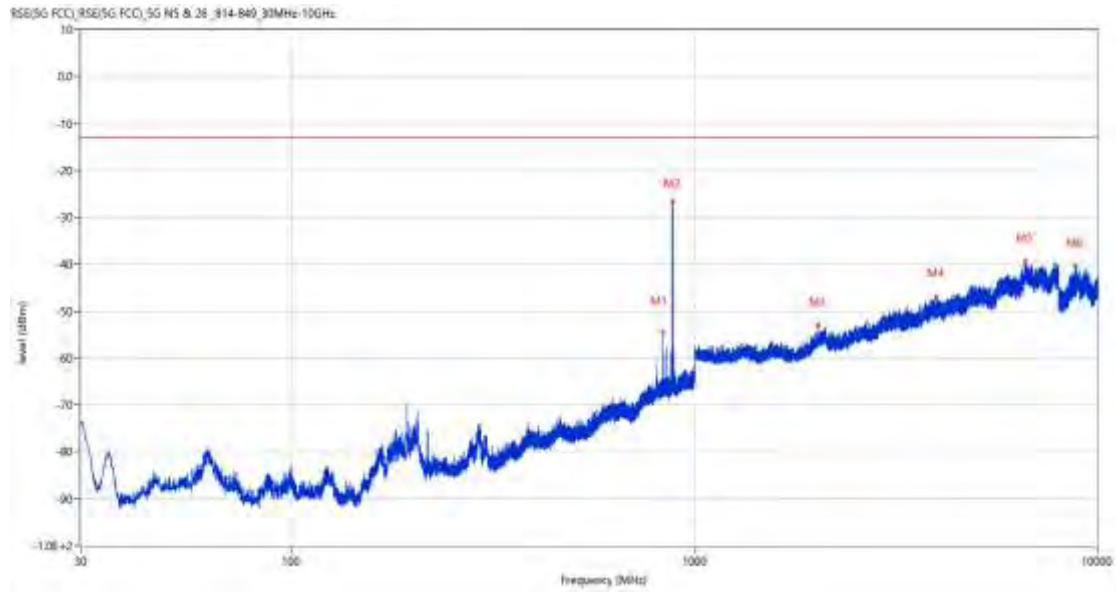
22.4 n5 BW5, Middle Channel

RSE-H&H n5 BW5 QPSK CH176300



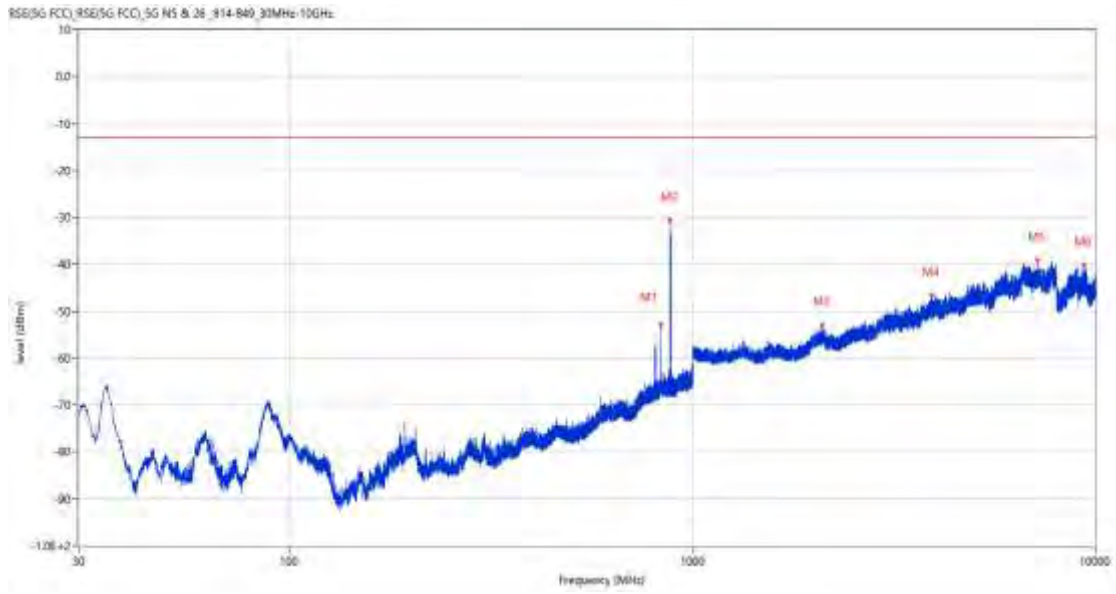
Frequency (MHz)	Result (dBm)	Factor (dB)	PK Limit (dBm)	Over Limit (dB)	Table (o)	ANT	EUT	Verdict
837.185	-51.16	4.80	-13.0	-38.16	137.00	Horizontal	Horizontal	N/A
883.697	-31.48	4.19	-13.0	-18.48	175.00	Horizontal	Horizontal	N/A
2101.200	-53.55	-0.14	-13.0	-40.55	1.00	Horizontal	Horizontal	Pass
3907.250	-47.33	9.27	-13.0	-34.33	213.00	Horizontal	Horizontal	Pass
6850.000	-39.57	14.20	-13.0	-26.57	9.00	Horizontal	Horizontal	Pass
8933.800	-40.39	13.71	-13.0	-27.39	190.00	Horizontal	Horizontal	Pass

RSE-H&V n5 BW5 QPSK CH176300



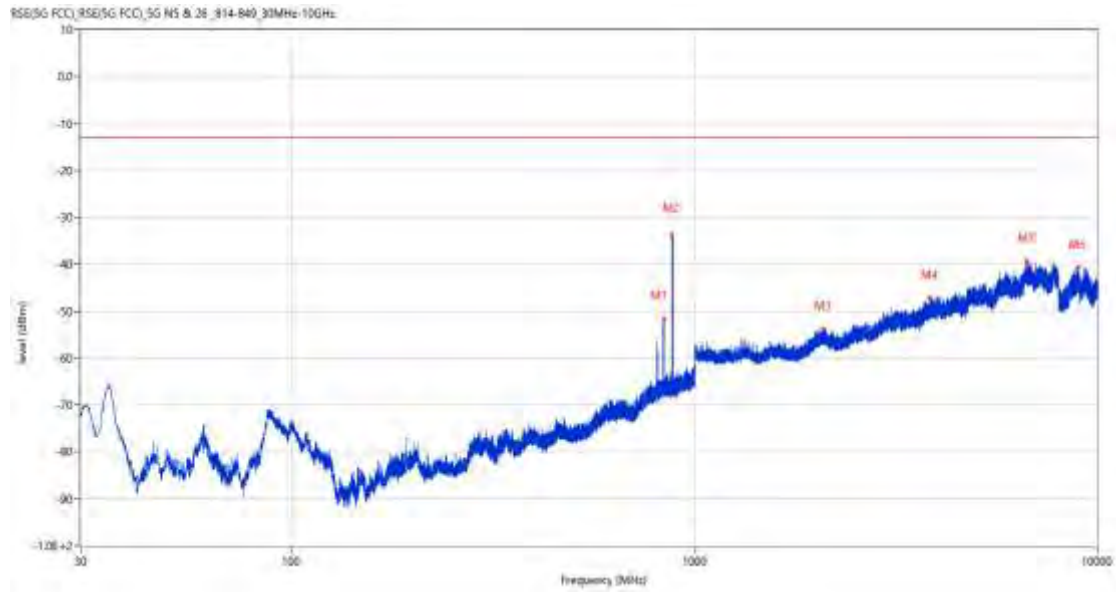
Frequency (MHz)	Result (dBm)	Factor (dB)	PK Limit (dBm)	Over Limit (dB)	Table (o)	ANT	EUT	Verdict
837.185	-54.49	4.80	-13.0	-41.49	219.00	Horizontal	Vertical	N/A
883.164	-26.76	4.15	-13.0	-13.76	79.00	Horizontal	Vertical	N/A
2031.300	-52.97	-1.47	-13.0	-39.97	291.00	Horizontal	Vertical	Pass
3978.000	-46.89	8.94	-13.0	-33.89	209.00	Horizontal	Vertical	Pass
6632.000	-39.37	14.89	-13.0	-26.37	362.00	Horizontal	Vertical	Pass
8805.000	-40.31	13.93	-13.0	-27.31	72.00	Horizontal	Vertical	Pass

RSE-V&V n5 BW5 QPSK CH176300



Frequency (MHz)	Result (dBm)	Factor (dB)	PK Limit (dBm)	Over Limit (dB)	Table (o)	ANT	EUT	Verdict
837.089	-52.83	4.80	-13.0	-39.83	197.00	Vertical	Vertical	N/A
880.981	-30.65	4.17	-13.0	-17.65	286.00	Vertical	Vertical	N/A
2099.000	-53.04	-0.09	-13.0	-40.04	301.00	Vertical	Vertical	Pass
3916.500	-46.48	9.22	-13.0	-33.48	37.00	Vertical	Vertical	Pass
7189.250	-39.19	14.56	-13.0	-26.19	22.00	Vertical	Vertical	Pass
9371.800	-40.20	14.21	-13.0	-27.20	291.00	Vertical	Vertical	Pass

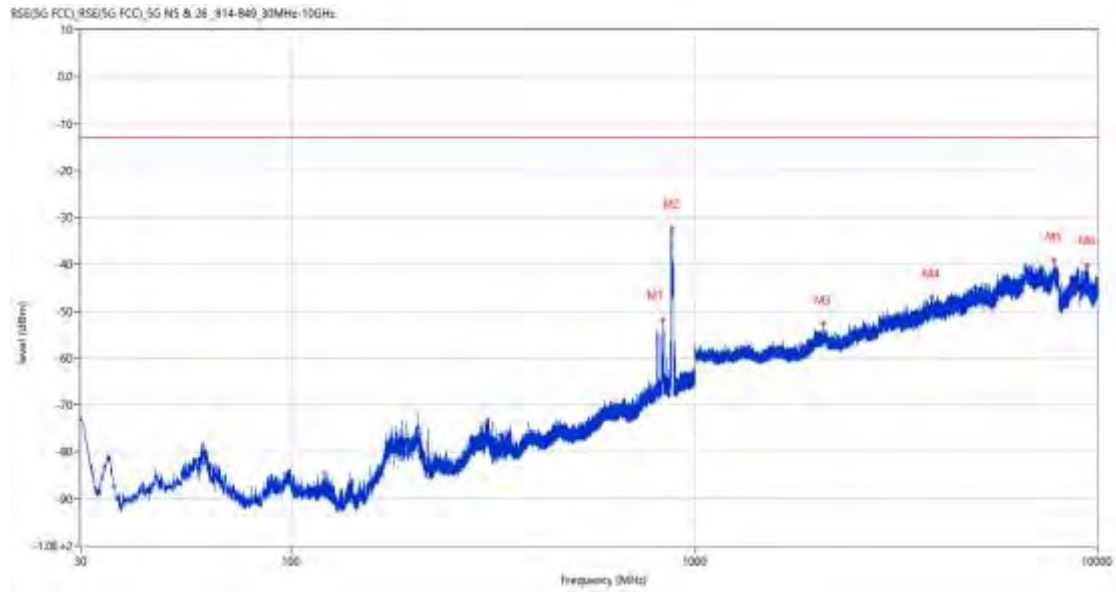
RSE-V&H n5 BW5 QPSK CH176300



Frequency (MHz)	Result (dBm)	Factor (dB)	PK Limit (dBm)	Over Limit (dB)	Table (o)	ANT	EUT	Verdict
838.495	-51.70	4.85	-13.0	-38.70	218.00	Vertical	Horizontal	N/A
880.690	-33.80	4.17	-13.0	-20.80	202.00	Vertical	Horizontal	N/A
2093.000	-53.87	-0.62	-13.0	-40.87	106.00	Vertical	Horizontal	Pass
3838.000	-47.21	7.91	-13.0	-34.21	243.00	Vertical	Horizontal	Pass
6670.000	-39.40	14.60	-13.0	-26.40	112.00	Vertical	Horizontal	Pass
8974.000	-40.80	13.57	-13.0	-27.80	35.00	Vertical	Horizontal	Pass

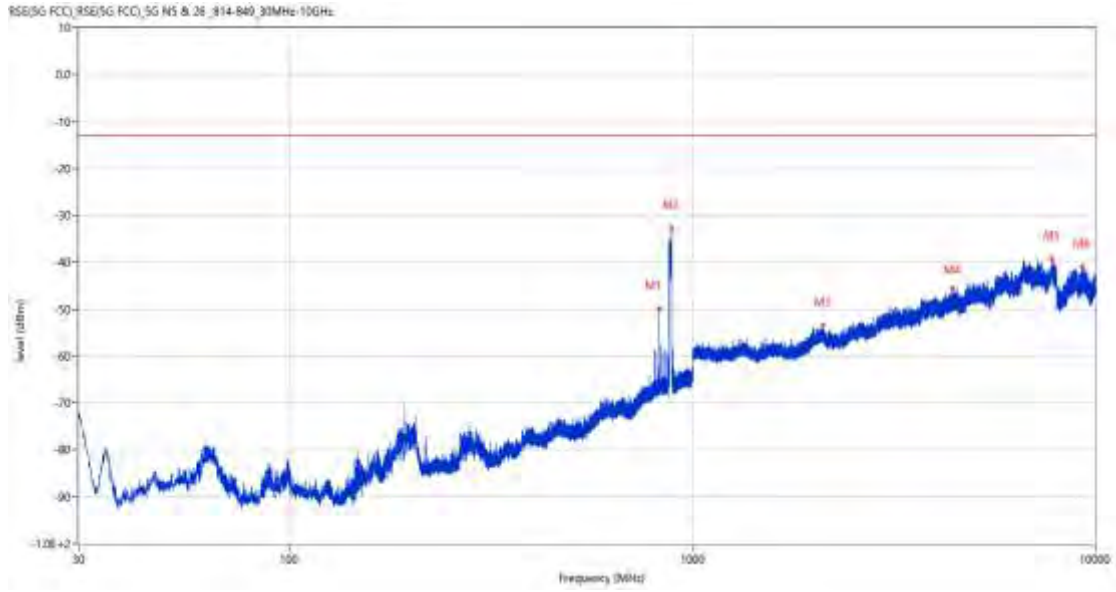
22.5 n5 BW15, Middle Channel

RSE-H&H n5 BW15 QPSK CH176300



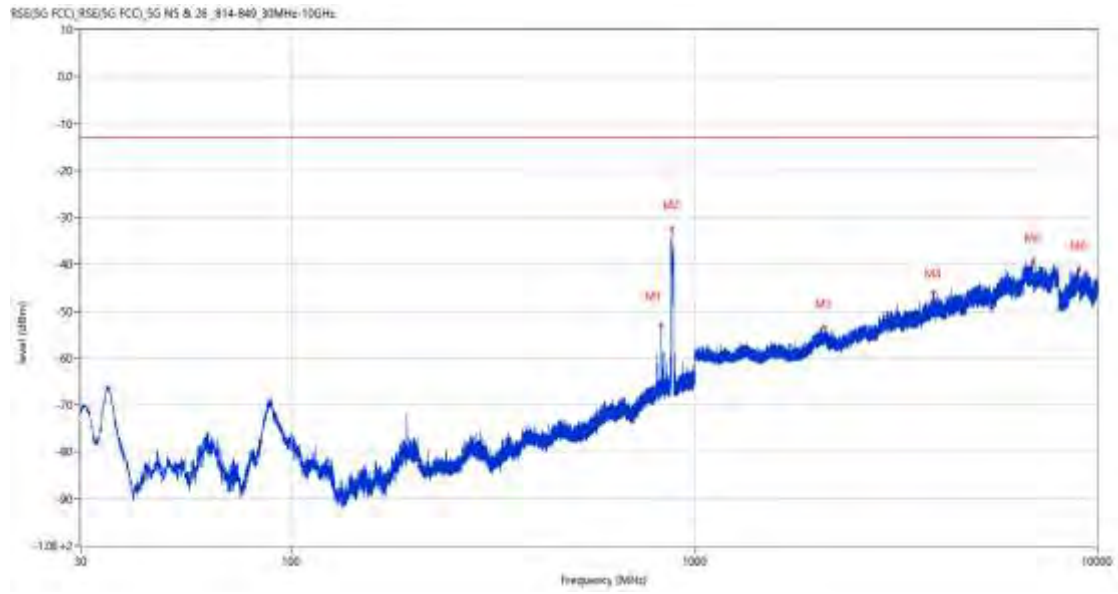
Frequency (MHz)	Result (dBm)	Factor (dB)	PK Limit (dBm)	Over Limit (dB)	Table (o)	ANT	EUT	Verdict
837.961	-52.03	4.83	-13.0	-39.03	243.00	Horizontal	Horizontal	N/A
878.508	-32.17	4.22	-13.0	-19.17	243.00	Horizontal	Horizontal	N/A
2091.200	-52.65	-0.66	-13.0	-39.65	357.00	Horizontal	Horizontal	Pass
3890.500	-46.91	9.08	-13.0	-33.91	287.00	Horizontal	Horizontal	Pass
7799.250	-39.15	15.88	-13.0	-26.15	81.00	Horizontal	Horizontal	Pass
9459.700	-40.18	13.92	-13.0	-27.18	362.00	Horizontal	Horizontal	Pass

RSE-H&V n5 BW15 QPSK CH176300



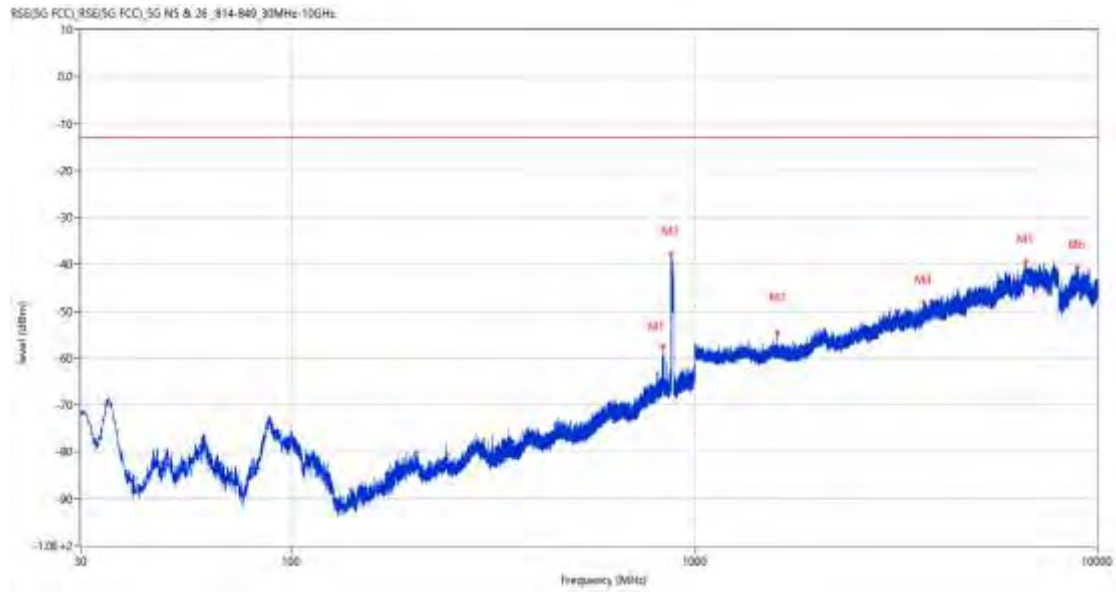
Frequency (MHz)	Result (dBm)	Factor (dB)	PK Limit (dBm)	Over Limit (dB)	Table (o)	ANT	EUT	Verdict
829.425	-49.80	4.49	-13.0	-36.80	161.00	Horizontal	Vertical	N/A
887.771	-32.76	4.50	-13.0	-19.76	266.00	Horizontal	Vertical	N/A
2106.500	-53.32	-0.27	-13.0	-40.32	147.00	Horizontal	Vertical	Pass
4422.000	-45.42	9.59	-13.0	-32.42	202.00	Horizontal	Vertical	Pass
7806.750	-39.21	16.09	-13.0	-26.21	120.00	Horizontal	Vertical	Pass
9284.799	-41.00	15.06	-13.0	-28.00	38.00	Horizontal	Vertical	Pass

RSE-V&V n5 BW15 QPSK CH176300



Frequency (MHz)	Result (dBm)	Factor (dB)	PK Limit (dBm)	Over Limit (dB)	Table (o)	ANT	EUT	Verdict
829.474	-53.07	4.49	-13.0	-40.07	15.00	Vertical	Vertical	N/A
881.078	-32.37	4.17	-13.0	-19.37	167.00	Vertical	Vertical	N/A
2096.500	-53.39	-0.32	-13.0	-40.39	14.00	Vertical	Vertical	Pass
3911.000	-45.94	9.29	-13.0	-32.94	179.00	Vertical	Vertical	Pass
6919.500	-39.33	13.81	-13.0	-26.33	86.00	Vertical	Vertical	Pass
8977.299	-41.02	13.58	-13.0	-28.02	121.00	Vertical	Vertical	Pass

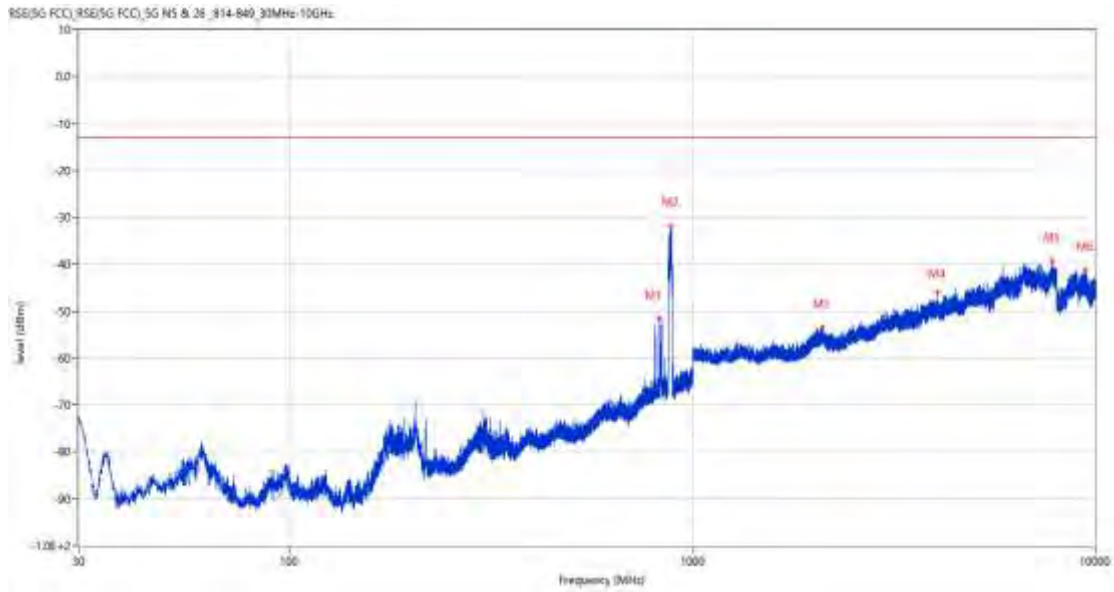
RSE-V&H n5 BW15 QPSK CH176300



Frequency (MHz)	Result (dBm)	Factor (dB)	PK Limit (dBm)	Over Limit (dB)	Table (o)	ANT	EUT	Verdict
836.943	-57.45	4.79	-13.0	-44.45	13.00	Vertical	Horizontal	N/A
874.967	-37.94	4.36	-13.0	-24.94	233.00	Vertical	Horizontal	N/A
1605.400	-54.70	-3.90	-13.0	-41.70	219.00	Vertical	Horizontal	Pass
3712.000	-48.23	7.72	-13.0	-35.23	9.00	Vertical	Horizontal	Pass
6648.000	-39.43	15.12	-13.0	-26.43	303.00	Vertical	Horizontal	Pass
8897.901	-40.69	14.05	-13.0	-27.69	144.00	Vertical	Horizontal	Pass

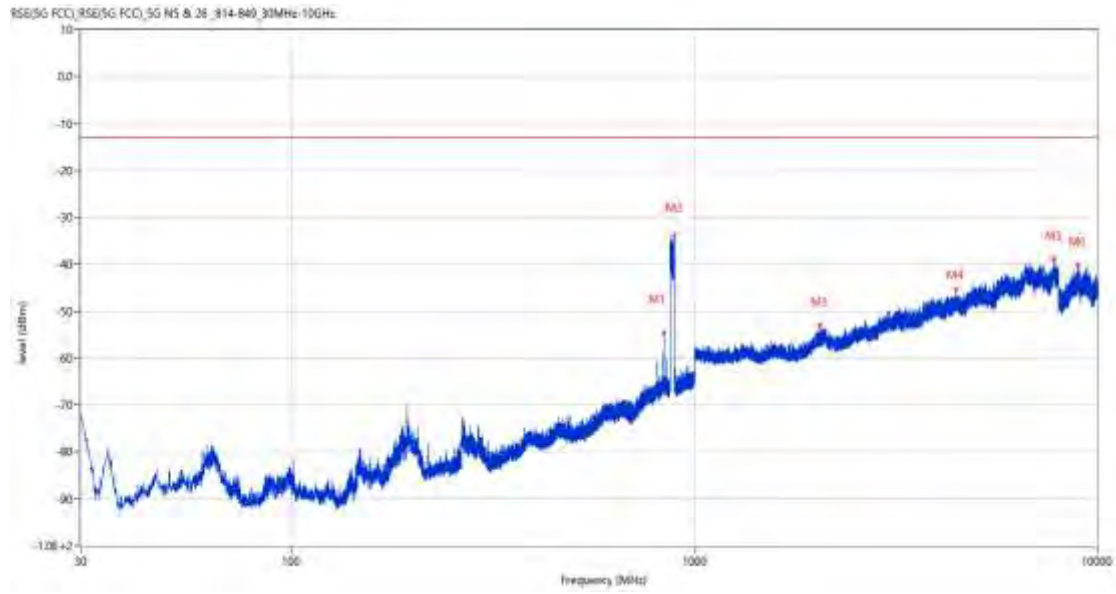
22.6 n5 BW20, Middle Channel

RSE-H&H n5 BW20 QPSK CH176300



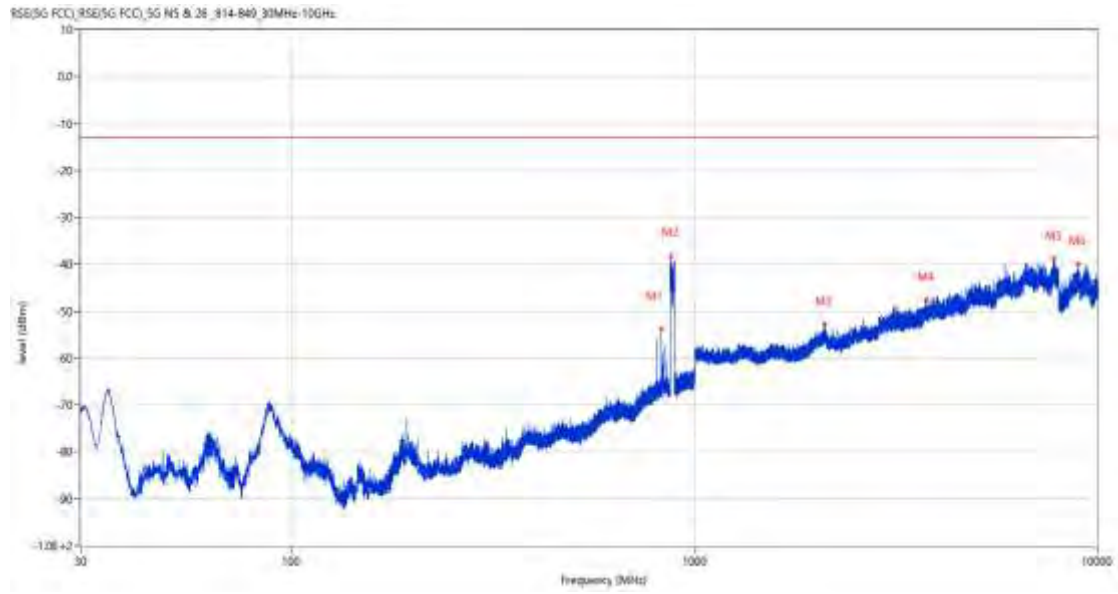
Frequency (MHz)	Result (dBm)	Factor (dB)	PK Limit (dBm)	Over Limit (dB)	Table (o)	ANT	EUT	Verdict
827.001	-51.44	4.39	-13.0	-38.44	281.00	Horizontal	Horizontal	N/A
885.103	-31.75	4.22	-13.0	-18.75	264.00	Horizontal	Horizontal	N/A
2102.500	-53.41	-0.14	-13.0	-40.41	143.00	Horizontal	Horizontal	Pass
4059.500	-45.86	9.22	-13.0	-32.86	-2.00	Horizontal	Horizontal	Pass
7826.750	-39.21	15.91	-13.0	-26.21	278.00	Horizontal	Horizontal	Pass
9446.300	-41.23	14.16	-13.0	-28.23	212.00	Horizontal	Horizontal	Pass

RSE-H&V n5 BW20 QPSK CH176300



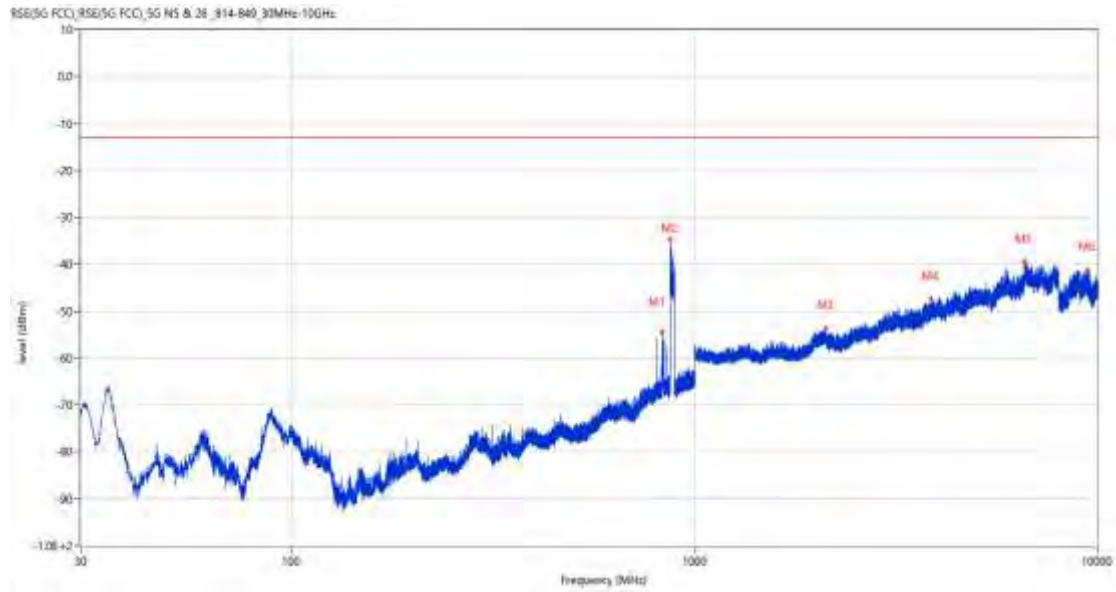
Frequency (MHz)	Result (dBm)	Factor (dB)	PK Limit (dBm)	Over Limit (dB)	Table (o)	ANT	EUT	Verdict
840.289	-54.63	4.91	-13.0	-41.63	39.00	Horizontal	Vertical	N/A
890.826	-33.76	4.58	-13.0	-20.76	132.00	Horizontal	Vertical	N/A
2045.300	-53.05	-1.20	-13.0	-40.05	296.00	Horizontal	Vertical	Pass
4447.750	-45.26	9.67	-13.0	-32.26	360.00	Horizontal	Vertical	Pass
7828.250	-38.94	15.80	-13.0	-25.94	360.00	Horizontal	Vertical	Pass
8964.600	-40.20	13.57	-13.0	-27.20	83.00	Horizontal	Vertical	Pass

RSE-V&V n5 BW20 QPSK CH176300



Frequency (MHz)	Result (dBm)	Factor (dB)	PK Limit (dBm)	Over Limit (dB)	Table (o)	ANT	EUT	Verdict
827.049	-53.86	4.39	-13.0	-40.86	4.00	Vertical	Vertical	N/A
874.870	-38.18	4.39	-13.0	-25.18	-2.00	Vertical	Vertical	N/A
2104.900	-52.83	-0.26	-13.0	-39.83	236.00	Vertical	Vertical	Pass
3758.750	-47.58	8.53	-13.0	-34.58	178.00	Vertical	Vertical	Pass
7809.250	-38.97	16.22	-13.0	-25.97	209.00	Vertical	Vertical	Pass
8971.500	-40.00	13.57	-13.0	-27.00	98.00	Vertical	Vertical	Pass

RSE-V&H n5 BW20 QPSK CH176300

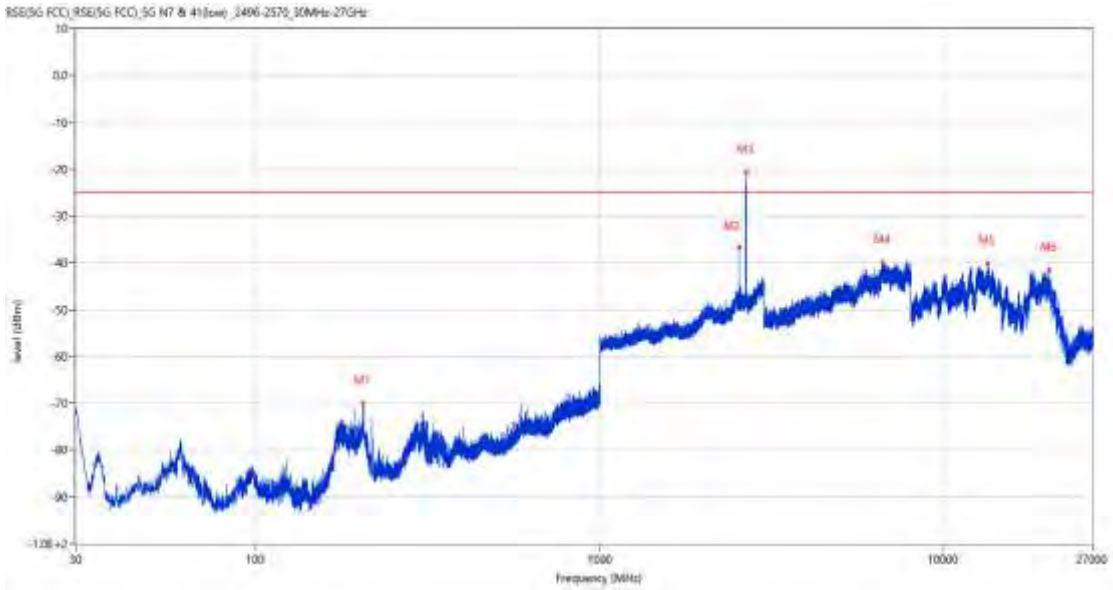


Frequency (MHz)	Result (dBm)	Factor (dB)	PK Limit (dBm)	Over Limit (dB)	Table (o)	ANT	EUT	Verdict
831.220	-54.44	4.56	-13.0	-41.44	64.00	Vertical	Horizontal	N/A
872.445	-34.82	4.27	-13.0	-21.82	215.00	Vertical	Horizontal	N/A
2119.100	-53.68	-0.92	-13.0	-40.68	8.00	Vertical	Horizontal	Pass
3864.750	-47.35	8.69	-13.0	-34.35	264.00	Vertical	Horizontal	Pass
6583.500	-39.57	14.36	-13.0	-26.57	120.00	Vertical	Horizontal	Pass
9457.000	-41.21	14.00	-13.0	-28.21	136.00	Vertical	Horizontal	Pass

23 n7

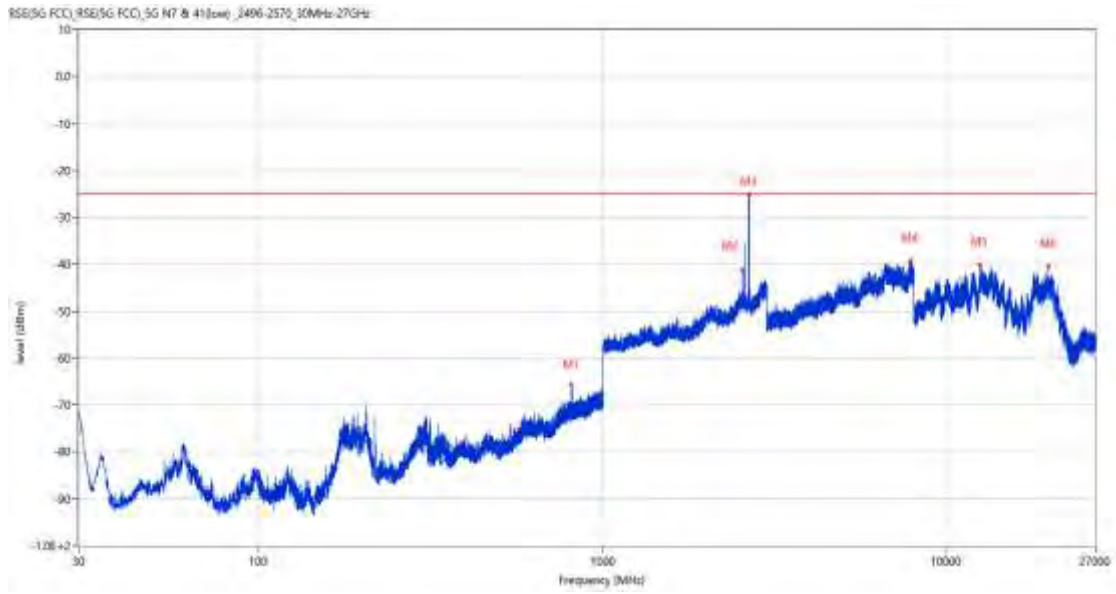
23.1 n7 BW5, Middle Channel

RSE-H&H n7 BW5 PI/2 BPSK CH531000



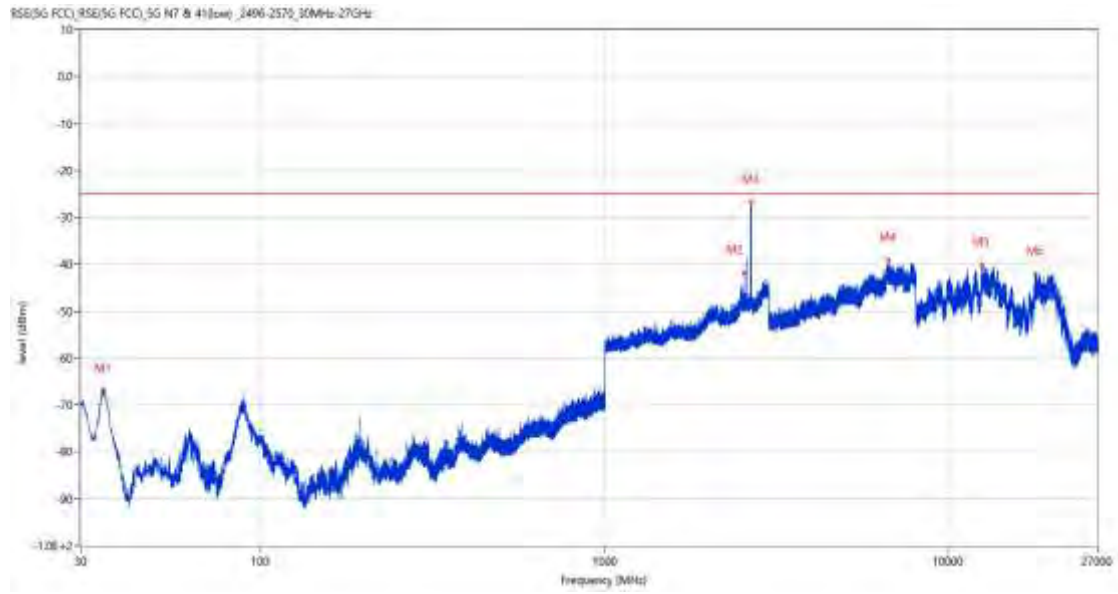
Frequency (MHz)	Result (dBm)	Factor (dB)	PK Limit (dBm)	Over Limit (dB)	Table (o)	ANT	EUT	Verdict
205.473	-69.91	-16.16	-25.0	-44.91	66.00	Horizontal	Horizontal	Pass
2536.300	-36.62	8.16	-25.0	-11.62	139.00	Horizontal	Horizontal	N/A
2656.500	-20.65	8.15	-25.0	4.35	217.00	Horizontal	Horizontal	N/A
6634.500	-39.83	14.87	-25.0	-14.83	0.00	Horizontal	Horizontal	Pass
13406.513	-40.11	16.87	-25.0	-15.11	360.00	Horizontal	Horizontal	Pass
20218.950	-41.68	12.96	-25.0	-16.68	115.00	Horizontal	Horizontal	Pass

RSE-H&V n7 BW5 PI/2 BPSK CH531000



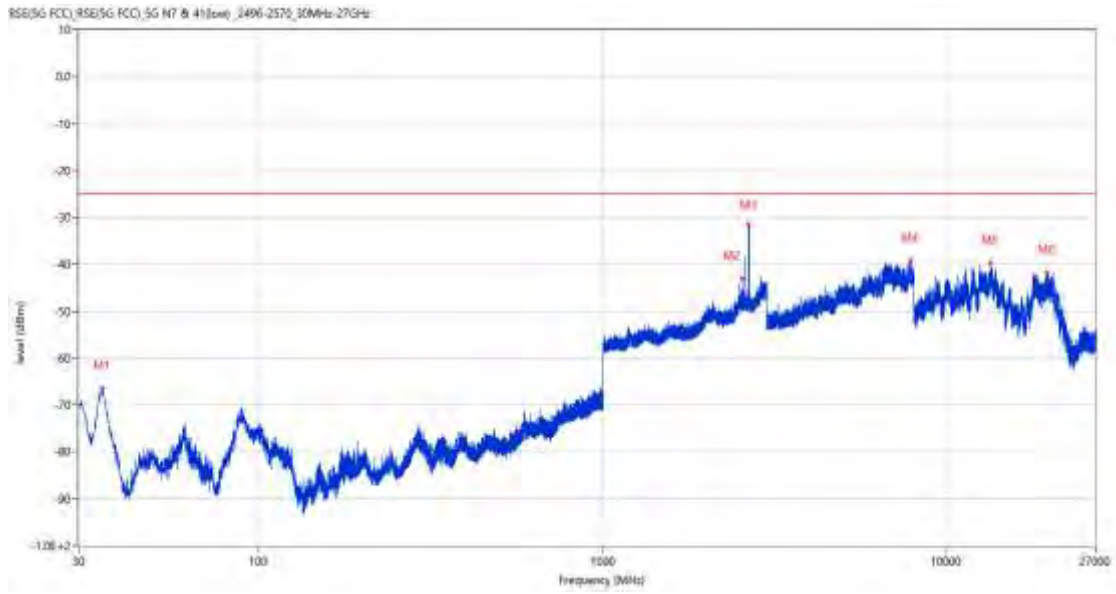
Frequency (MHz)	Result (dBm)	Factor (dB)	PK Limit (dBm)	Over Limit (dB)	Table (o)	ANT	EUT	Verdict
809.686	-65.54	-1.18	-25.0	-40.54	275.00	Horizontal	Vertical	Pass
2536.100	-41.15	8.16	-25.0	-16.15	128.00	Horizontal	Vertical	N/A
2656.300	-25.12	8.17	-25.0	-0.12	194.00	Horizontal	Vertical	N/A
7811.750	-39.38	16.35	-25.0	-14.38	313.00	Horizontal	Vertical	Pass
12496.349	-40.17	14.69	-25.0	-15.17	290.00	Horizontal	Vertical	Pass
19768.500	-40.57	12.94	-25.0	-15.57	194.00	Horizontal	Vertical	Pass

RSE-V&V n7 BW5 PI/2 BPSK CH531000



Frequency (MHz)	Result (dBm)	Factor (dB)	PK Limit (dBm)	Over Limit (dB)	Table (o)	ANT	EUT	Verdict
34.898	-66.68	-22.98	-25.0	-41.68	242.00	Vertical	Vertical	Pass
2536.200	-41.78	8.16	-25.0	-16.78	195.00	Vertical	Vertical	N/A
2656.200	-26.66	8.18	-25.0	-1.66	144.00	Vertical	Vertical	N/A
6659.500	-39.05	14.85	-25.0	-14.05	90.00	Vertical	Vertical	Pass
12502.762	-40.19	14.68	-25.0	-15.19	34.00	Vertical	Vertical	Pass
17913.901	-41.99	13.22	-25.0	-16.99	360.00	Vertical	Vertical	Pass

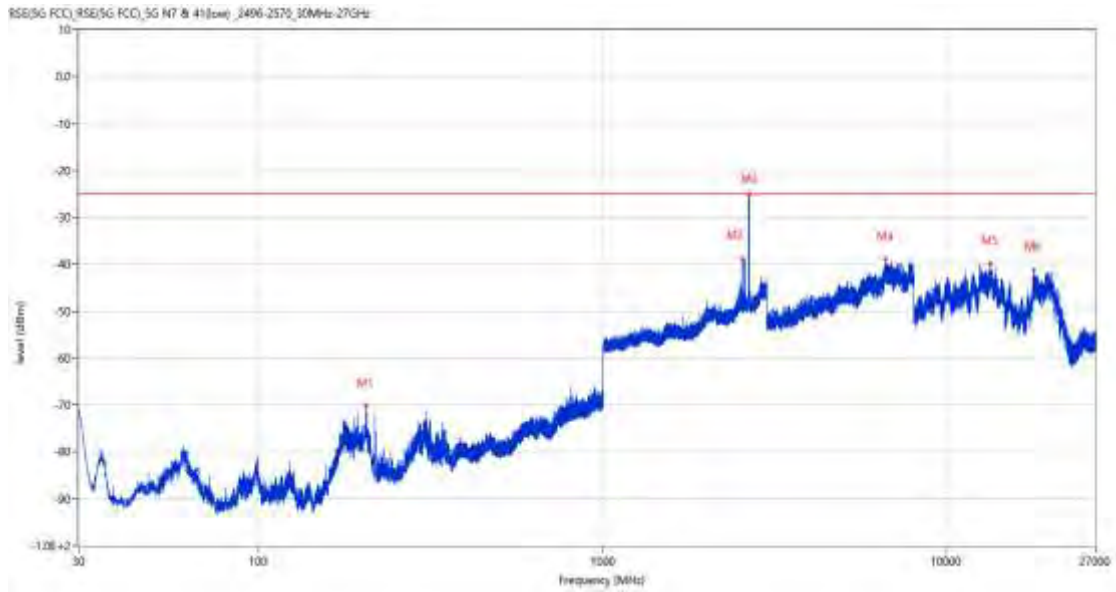
RSE-V&H n7 BW5 PI/2 BPSK CH531000



Frequency (MHz)	Result (dBm)	Factor (dB)	PK Limit (dBm)	Over Limit (dB)	Table (o)	ANT	EUT	Verdict
35.190	-66.51	-22.86	-25.0	-41.51	269.00	Vertical	Horizontal	Pass
2536.800	-43.11	8.16	-25.0	-18.11	139.00	Vertical	Horizontal	N/A
2654.100	-31.35	8.31	-25.0	-6.35	147.00	Vertical	Horizontal	N/A
7824.750	-39.40	15.98	-25.0	-14.40	0.00	Vertical	Horizontal	Pass
13398.112	-39.64	16.99	-25.0	-14.64	89.00	Vertical	Horizontal	Pass
19512.449	-41.73	12.93	-25.0	-16.73	156.00	Vertical	Horizontal	Pass

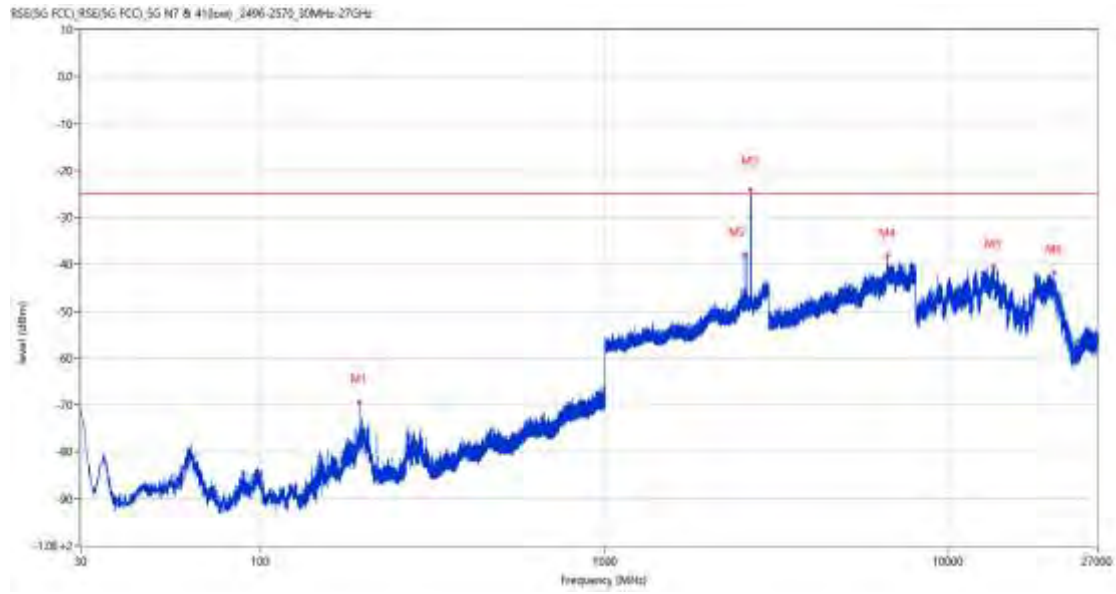
23.2 n7 BW15, Middle Channel

RSE-H&H n7 BW15 PI/2 BPSK CH531000



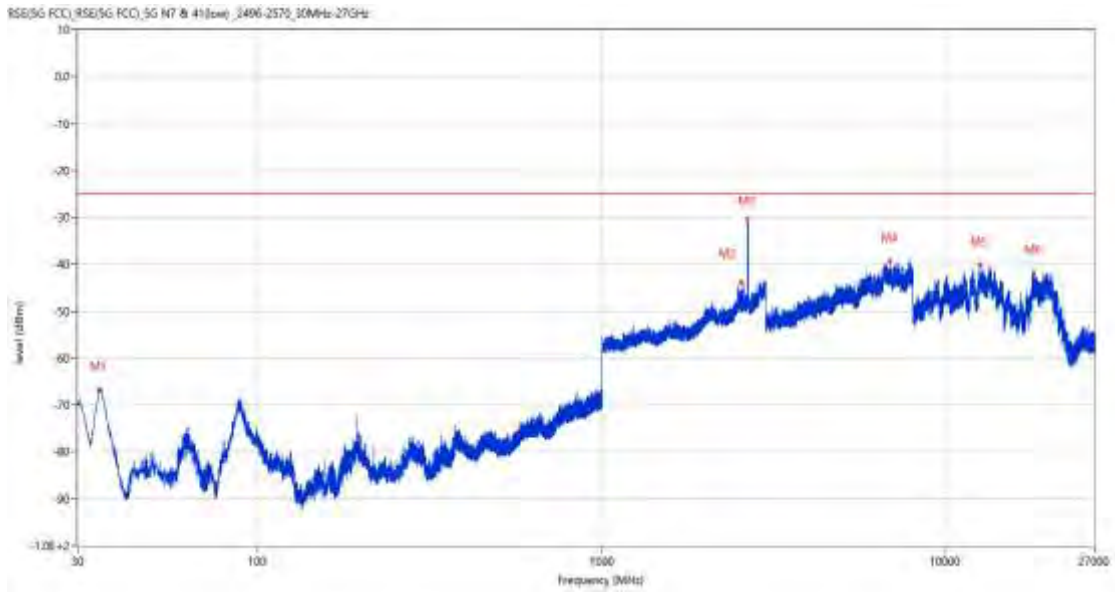
Frequency (MHz)	Result (dBm)	Factor (dB)	PK Limit (dBm)	Over Limit (dB)	Table (o)	ANT	EUT	Verdict
205.473	-70.11	-16.16	-25.0	-45.11	71.00	Horizontal	Horizontal	Pass
2536.500	-38.81	8.16	-25.0	-13.81	134.00	Horizontal	Horizontal	N/A
2658.000	-25.10	8.05	-25.0	-0.10	220.00	Horizontal	Horizontal	N/A
6647.500	-38.99	15.17	-25.0	-13.99	62.00	Horizontal	Horizontal	Pass
13389.450	-39.84	16.91	-25.0	-14.84	1.00	Horizontal	Horizontal	Pass
17918.099	-41.18	13.32	-25.0	-16.18	229.00	Horizontal	Horizontal	Pass

RSE-H&V n7 BW15 PI/2 BPSK CH531000



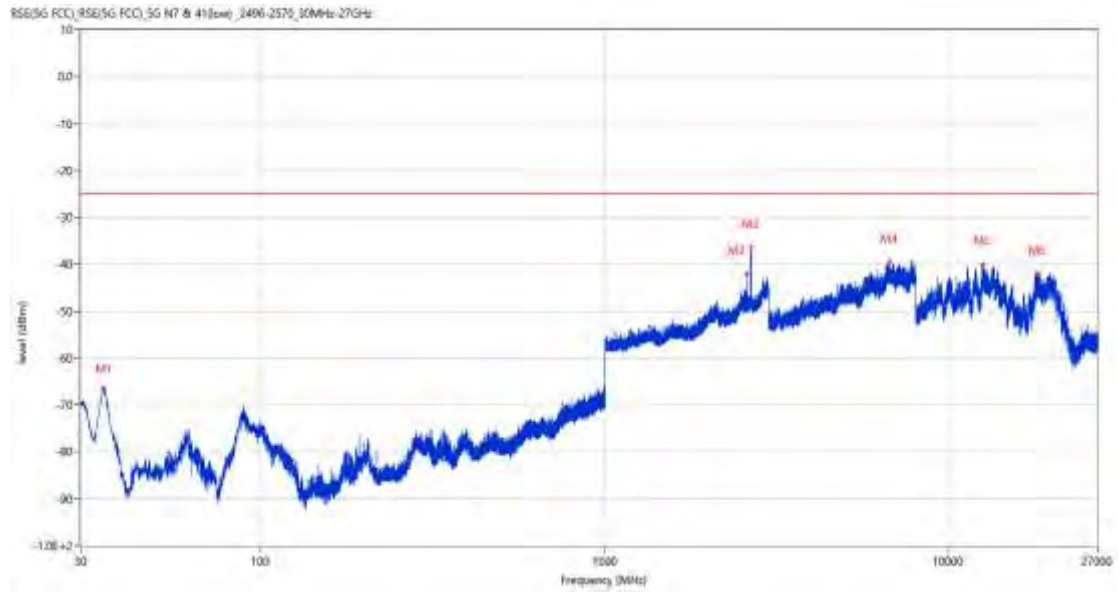
Frequency (MHz)	Result (dBm)	Factor (dB)	PK Limit (dBm)	Over Limit (dB)	Table (o)	ANT	EUT	Verdict
193.348	-69.26	-16.07	-25.0	-44.26	46.00	Horizontal	Vertical	Pass
2536.400	-38.04	8.16	-25.0	-13.04	169.00	Horizontal	Vertical	N/A
2653.000	-24.09	8.41	-25.0	0.91	214.00	Horizontal	Vertical	N/A
6640.250	-38.33	15.06	-25.0	-13.33	352.00	Horizontal	Vertical	Pass
13485.263	-40.65	15.54	-25.0	-15.65	1.00	Horizontal	Vertical	Pass
20215.349	-41.82	12.96	-25.0	-16.82	259.00	Horizontal	Vertical	Pass

RSE-V&V n7 BW15 PI/2 BPSK CH531000



Frequency (MHz)	Result (dBm)	Factor (dB)	PK Limit (dBm)	Over Limit (dB)	Table (o)	ANT	EUT	Verdict
34.656	-66.69	-23.03	-25.0	-41.69	291.00	Vertical	Vertical	Pass
2536.400	-43.92	8.16	-25.0	-18.92	153.00	Vertical	Vertical	N/A
2652.200	-30.44	8.44	-25.0	-5.44	144.00	Vertical	Vertical	N/A
6896.500	-39.39	14.06	-25.0	-14.39	78.00	Vertical	Vertical	Pass
12552.875	-40.22	13.93	-25.0	-15.22	272.00	Vertical	Vertical	Pass
17947.238	-41.73	14.02	-25.0	-16.73	37.00	Vertical	Vertical	Pass

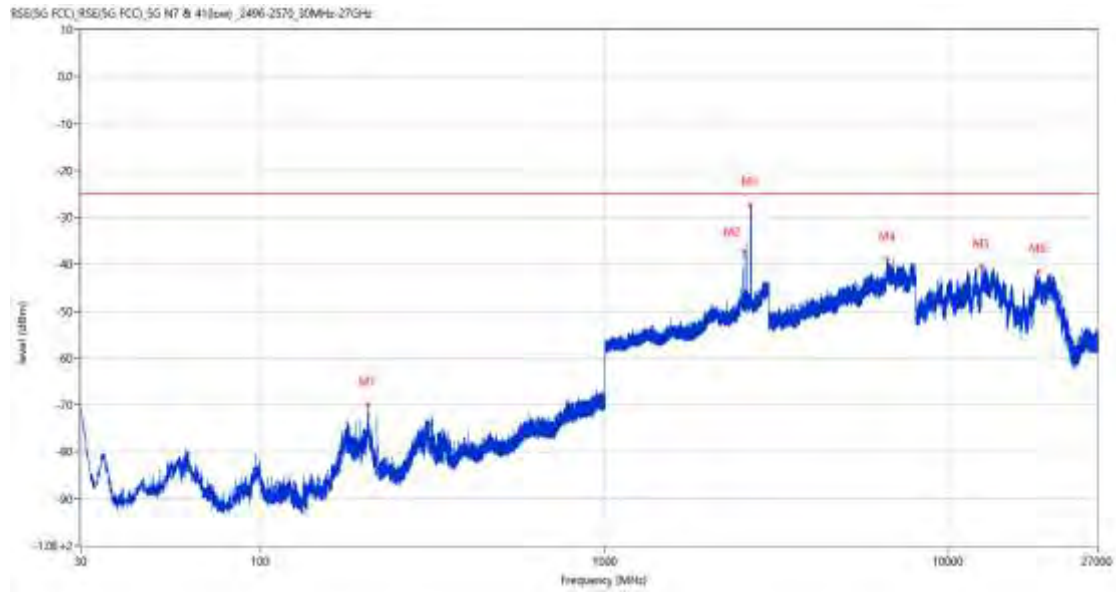
RSE-V&H n7 BW15 PI/2 BPSK CH531000



Frequency (MHz)	Result (dBm)	Factor (dB)	PK Limit (dBm)	Over Limit (dB)	Table (o)	ANT	EUT	Verdict
34.995	-66.47	-22.95	-25.0	-41.47	194.00	Vertical	Horizontal	Pass
2579.900	-41.92	8.59	-25.0	-16.92	9.00	Vertical	Horizontal	Pass
2657.200	-36.49	8.04	-25.0	-11.49	101.00	Vertical	Horizontal	N/A
6721.750	-39.58	15.64	-25.0	-14.58	233.00	Vertical	Horizontal	Pass
12526.276	-40.09	14.30	-25.0	-15.09	115.00	Vertical	Horizontal	Pass
18066.149	-41.97	12.85	-25.0	-16.97	356.00	Vertical	Horizontal	Pass

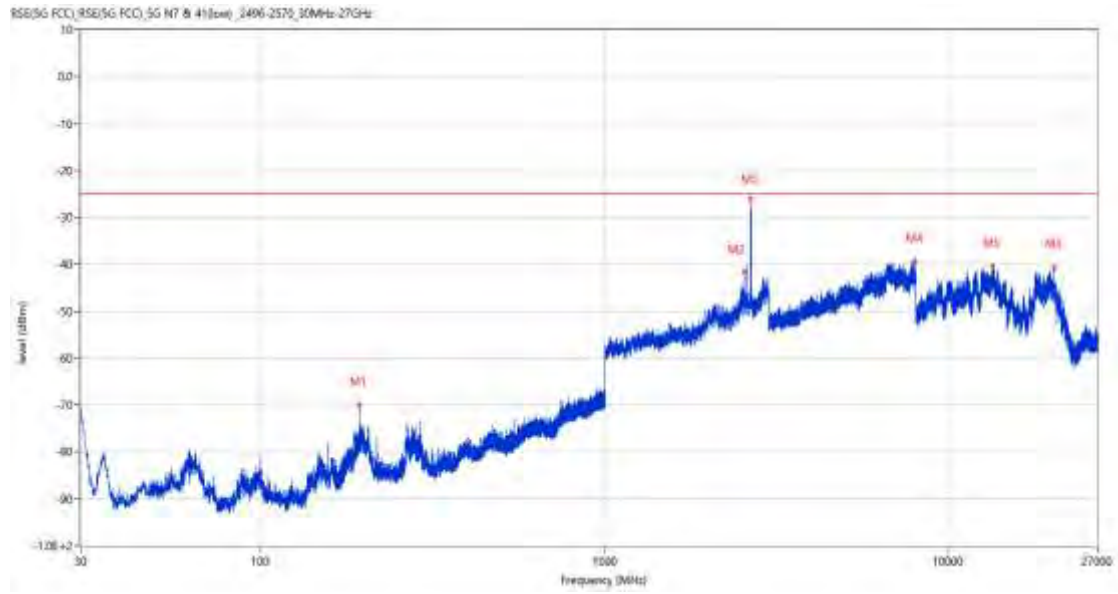
23.3 n7 BW20, Middle Channel

RSE-H&H n7 BW20 PI/2 BPSK CH51000



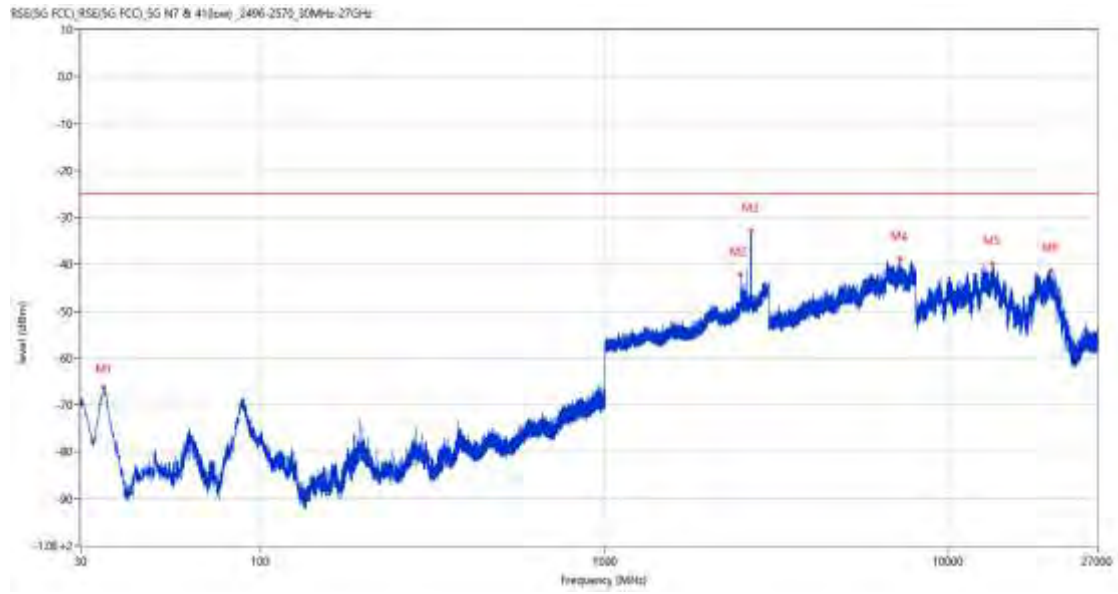
Frequency (MHz)	Result (dBm)	Factor (dB)	PK Limit (dBm)	Over Limit (dB)	Table (o)	ANT	EUT	Verdict
205.424	-70.01	-16.15	-25.0	-45.01	67.00	Horizontal	Horizontal	Pass
2537.400	-37.30	8.16	-25.0	-12.30	136.00	Horizontal	Horizontal	N/A
2650.300	-27.32	8.57	-25.0	-2.32	212.00	Horizontal	Horizontal	N/A
6645.000	-38.93	15.13	-25.0	-13.93	361.00	Horizontal	Horizontal	Pass
12486.138	-40.47	14.60	-25.0	-15.47	191.00	Horizontal	Horizontal	Pass
18148.051	-41.58	12.86	-25.0	-16.58	113.00	Horizontal	Horizontal	Pass

RSE-H&V n7 BW20 PI/2 BPSK CH531000



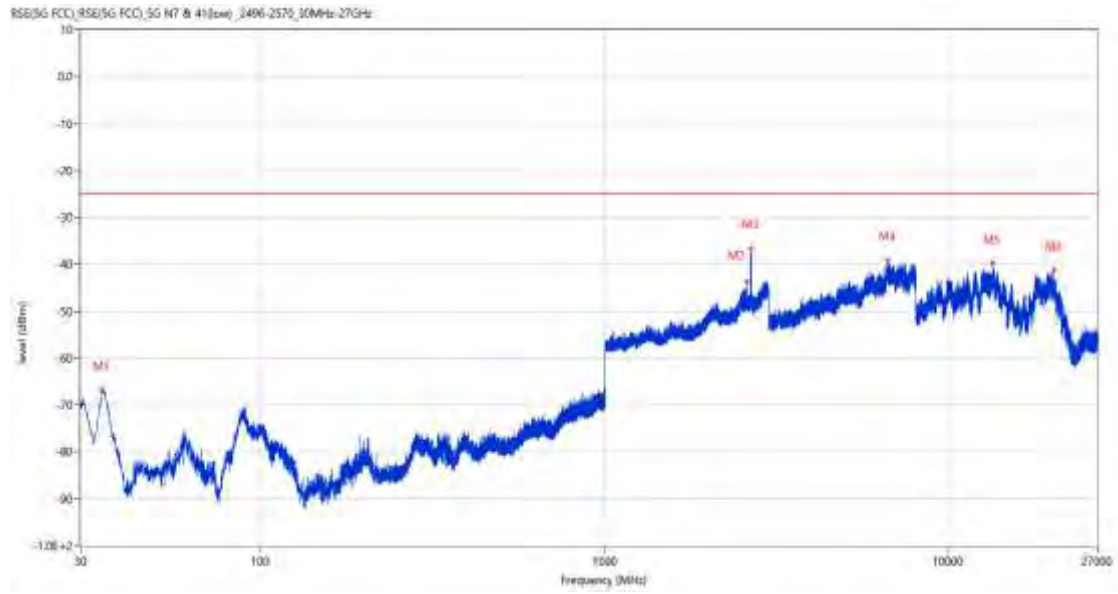
Frequency (MHz)	Result (dBm)	Factor (dB)	PK Limit (dBm)	Over Limit (dB)	Table (o)	ANT	EUT	Verdict
193.396	-70.04	-16.07	-25.0	-45.04	56.00	Horizontal	Vertical	Pass
2538.400	-41.66	8.15	-25.0	-16.66	178.00	Horizontal	Vertical	N/A
2647.700	-26.06	8.48	-25.0	-1.06	111.00	Horizontal	Vertical	N/A
7957.000	-39.36	14.66	-25.0	-14.36	206.00	Horizontal	Vertical	Pass
13398.112	-40.41	16.99	-25.0	-15.41	168.00	Horizontal	Vertical	Pass
20208.151	-40.78	12.96	-25.0	-15.78	362.00	Horizontal	Vertical	Pass

RSE-V&V n7 BW20 PI/2 BPSK CH531000



Frequency (MHz)	Result (dBm)	Factor (dB)	PK Limit (dBm)	Over Limit (dB)	Table (o)	ANT	EUT	Verdict
34.995	-66.17	-22.95	-25.0	-41.17	255.00	Vertical	Vertical	Pass
2487.400	-42.27	8.17	-25.0	-17.27	-1.00	Vertical	Vertical	N/A
2660.200	-32.98	7.94	-25.0	-7.98	143.00	Vertical	Vertical	N/A
7202.750	-38.89	14.66	-25.0	-13.89	217.00	Vertical	Vertical	Pass
13378.162	-39.89	16.80	-25.0	-14.89	167.00	Vertical	Vertical	Pass
19745.550	-41.42	12.94	-25.0	-16.42	214.00	Vertical	Vertical	Pass

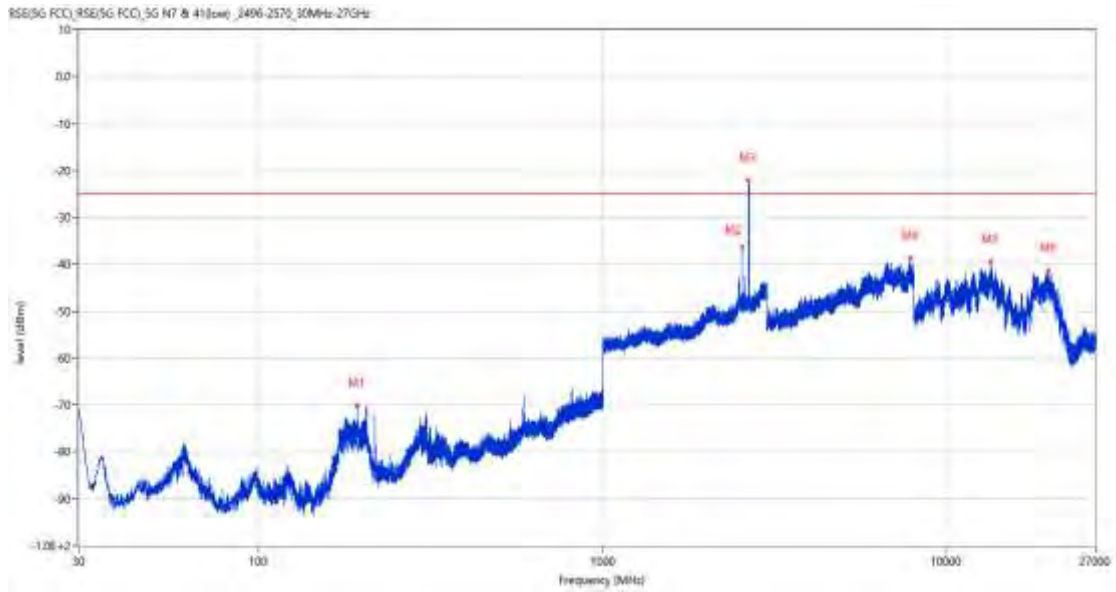
RSE-V&H n7 BW20 PI/2 BPSK CH531000



Frequency (MHz)	Result (dBm)	Factor (dB)	PK Limit (dBm)	Over Limit (dB)	Table (o)	ANT	EUT	Verdict
34.608	-66.61	-23.04	-25.0	-41.61	231.00	Vertical	Horizontal	Pass
2582.000	-43.55	8.36	-25.0	-18.55	296.00	Vertical	Horizontal	N/A
2660.700	-36.51	7.93	-25.0	-11.51	93.00	Vertical	Horizontal	N/A
6652.500	-39.17	15.05	-25.0	-14.17	149.00	Vertical	Horizontal	Pass
13405.200	-39.76	16.90	-25.0	-14.76	286.00	Vertical	Horizontal	Pass
20234.699	-41.26	12.96	-25.0	-16.26	213.00	Vertical	Horizontal	Pass

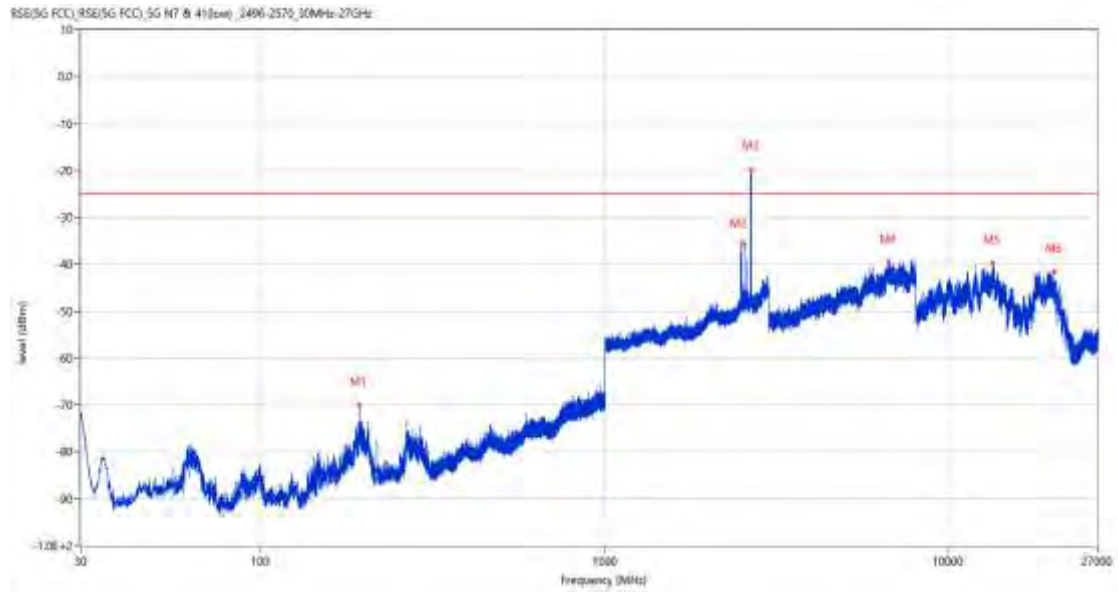
23.4 n7 BW5, Middle Channel

RSE-H&H n7 BW5 QPSK CH531000



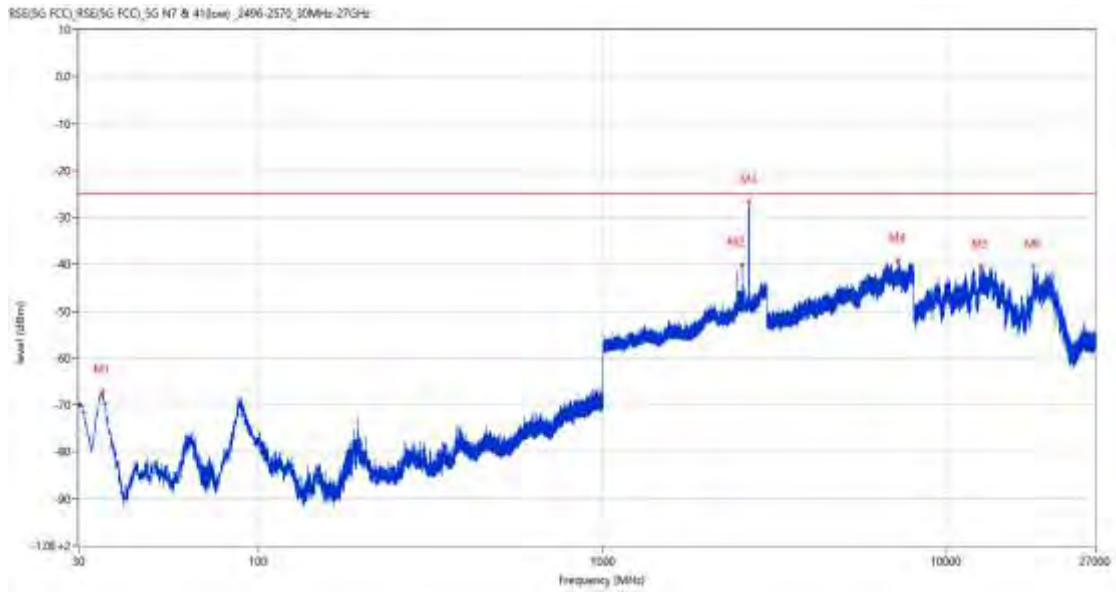
Frequency (MHz)	Result (dBm)	Factor (dB)	PK Limit (dBm)	Over Limit (dB)	Table (o)	ANT	EUT	Verdict
193.396	-70.10	-16.07	-25.0	-45.10	118.00	Horizontal	Horizontal	Pass
2536.000	-36.49	8.16	-25.0	-11.49	127.00	Horizontal	Horizontal	N/A
2654.100	-22.14	8.31	-25.0	2.86	216.00	Horizontal	Horizontal	N/A
7809.250	-38.68	16.22	-25.0	-13.68	121.00	Horizontal	Horizontal	Pass
13409.662	-39.49	16.80	-25.0	-14.49	34.00	Horizontal	Horizontal	Pass
19755.000	-41.44	12.94	-25.0	-16.44	362.00	Horizontal	Horizontal	Pass

RSE-H&V n7 BW5 QPSK CH531000



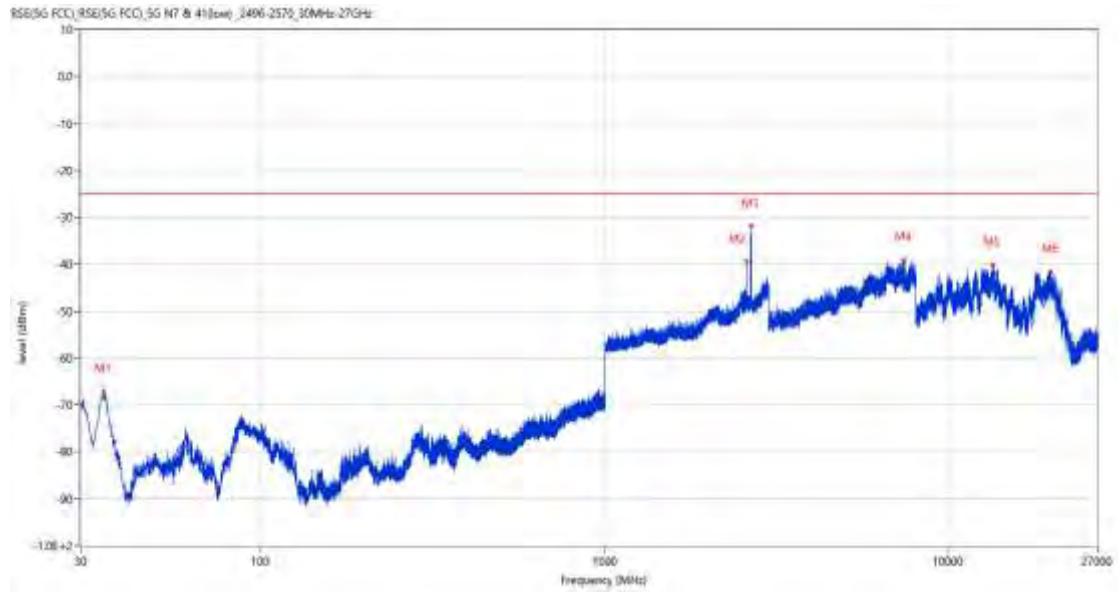
Frequency (MHz)	Result (dBm)	Factor (dB)	PK Limit (dBm)	Over Limit (dB)	Table (o)	ANT	EUT	Verdict
193.348	-69.96	-16.07	-25.0	-44.96	51.00	Horizontal	Vertical	Pass
2536.400	-35.61	8.16	-25.0	-10.61	163.00	Horizontal	Vertical	N/A
2654.900	-19.75	8.27	-25.0	5.25	110.00	Horizontal	Vertical	N/A
6666.250	-39.59	14.69	-25.0	-14.59	29.00	Horizontal	Vertical	Pass
13408.612	-39.79	16.82	-25.0	-14.79	248.00	Horizontal	Vertical	Pass
20219.400	-41.61	12.96	-25.0	-16.61	-1.00	Horizontal	Vertical	Pass

RSE-V&V n7 BW5 QPSK CH531000



Frequency (MHz)	Result (dBm)	Factor (dB)	PK Limit (dBm)	Over Limit (dB)	Table (o)	ANT	EUT	Verdict
35.141	-67.27	-22.88	-25.0	-42.27	53.00	Vertical	Vertical	Pass
2536.200	-40.23	8.16	-25.0	-15.23	360.00	Vertical	Vertical	N/A
2655.700	-26.65	8.20	-25.0	-1.65	122.00	Vertical	Vertical	N/A
7195.750	-39.33	14.82	-25.0	-14.33	334.00	Vertical	Vertical	Pass
12524.613	-40.59	14.33	-25.0	-15.59	93.00	Vertical	Vertical	Pass
17912.324	-40.56	13.19	-25.0	-15.56	127.00	Vertical	Vertical	Pass

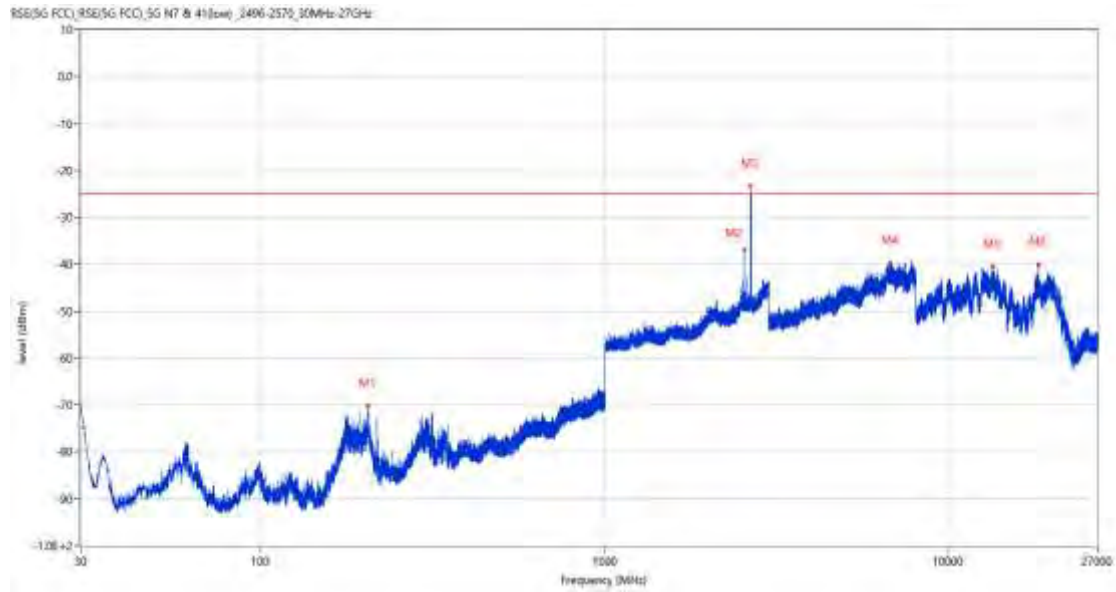
RSE-V&H n7 BW5 QPSK CH531000



Frequency (MHz)	Result (dBm)	Factor (dB)	PK Limit (dBm)	Over Limit (dB)	Table (o)	ANT	EUT	Verdict
34.947	-67.02	-22.97	-25.0	-42.02	239.00	Vertical	Horizontal	Pass
2579.700	-39.27	8.58	-25.0	-14.27	260.00	Vertical	Horizontal	Pass
2655.600	-31.79	8.20	-25.0	-6.79	161.00	Vertical	Horizontal	N/A
7360.250	-39.11	14.62	-25.0	-14.11	29.00	Vertical	Horizontal	Pass
13399.162	-40.23	17.00	-25.0	-15.23	361.00	Vertical	Horizontal	Pass
19714.501	-41.50	12.94	-25.0	-16.50	138.00	Vertical	Horizontal	Pass

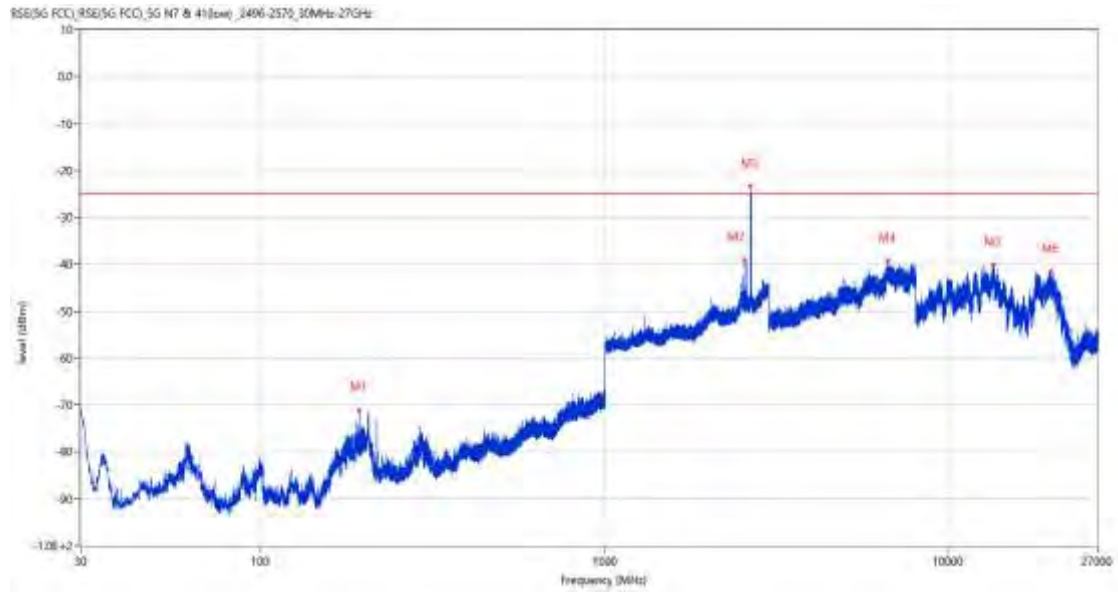
23.5 n7 BW15, Middle Channel

RSE-H&H n7 BW15 QPSK CH531000



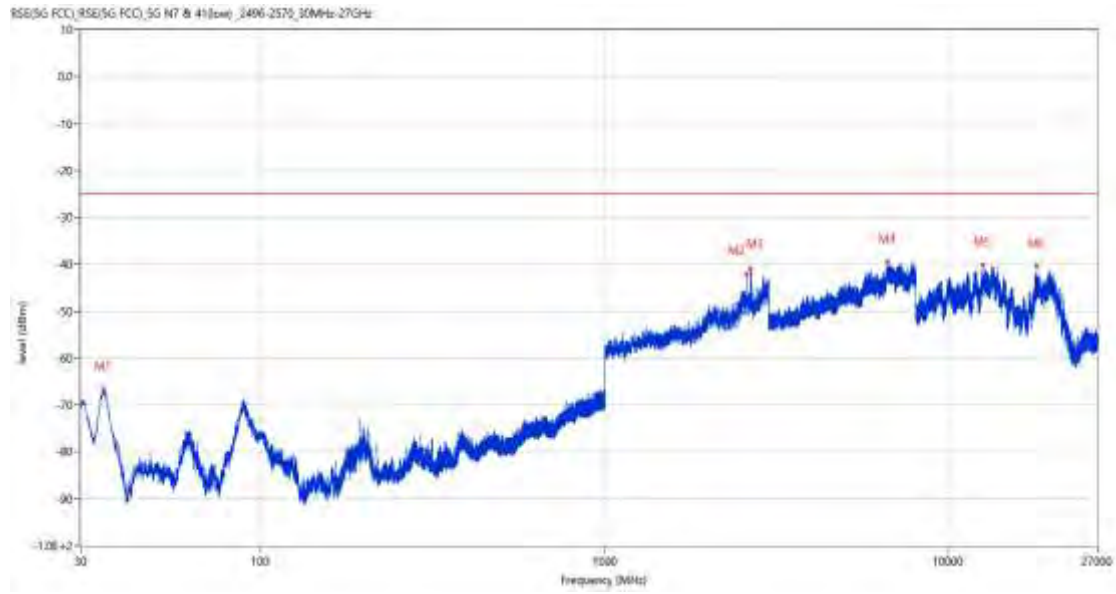
Frequency (MHz)	Result (dBm)	Factor (dB)	PK Limit (dBm)	Over Limit (dB)	Table (o)	ANT	EUT	Verdict
205.570	-70.15	-16.18	-25.0	-45.15	64.00	Horizontal	Horizontal	Pass
2537.500	-37.05	8.16	-25.0	-12.05	130.00	Horizontal	Horizontal	N/A
2650.100	-23.40	8.55	-25.0	1.60	223.00	Horizontal	Horizontal	N/A
6738.500	-39.77	15.10	-25.0	-14.77	39.00	Horizontal	Horizontal	Pass
13387.612	-40.53	16.89	-25.0	-15.53	98.00	Horizontal	Horizontal	Pass
18149.849	-40.07	12.86	-25.0	-15.07	220.00	Horizontal	Horizontal	Pass

RSE-H&V n7 BW15 QPSK CH531000



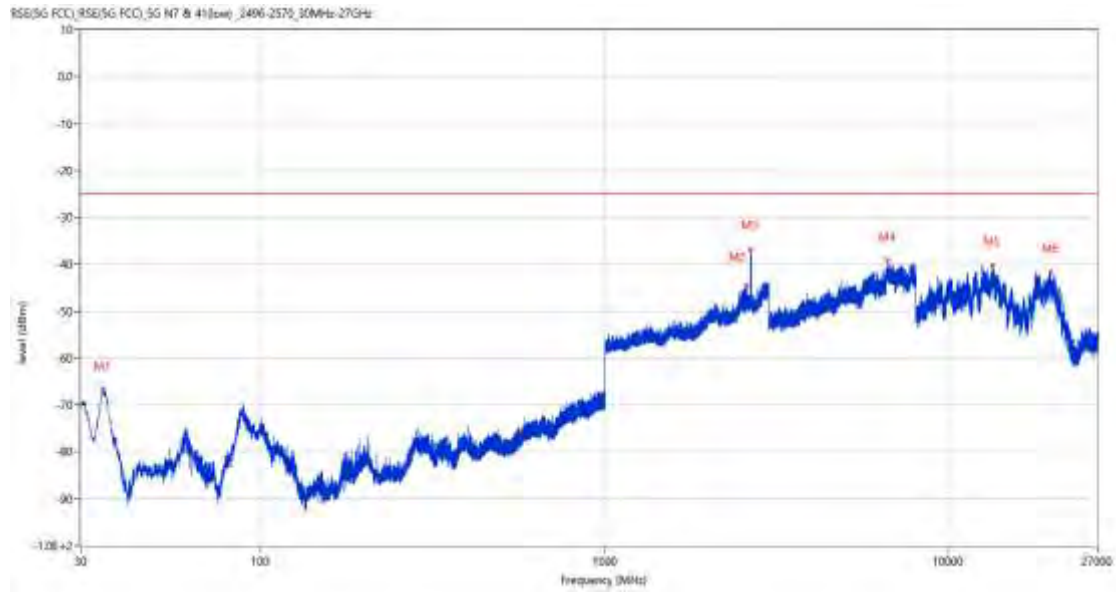
Frequency (MHz)	Result (dBm)	Factor (dB)	PK Limit (dBm)	Over Limit (dB)	Table (o)	ANT	EUT	Verdict
193.396	-71.11	-16.07	-25.0	-46.11	57.00	Horizontal	Vertical	Pass
2536.700	-39.03	8.16	-25.0	-14.03	177.00	Horizontal	Vertical	N/A
2649.700	-23.30	8.51	-25.0	1.70	118.00	Horizontal	Vertical	N/A
6642.500	-39.36	15.11	-25.0	-14.36	0.00	Horizontal	Vertical	Pass
13481.062	-40.21	15.58	-25.0	-15.21	297.00	Horizontal	Vertical	Pass
19754.551	-41.60	12.94	-25.0	-16.60	340.00	Horizontal	Vertical	Pass

RSE-V&V n7 BW15 QPSK CH531000



Frequency (MHz)	Result (dBm)	Factor (dB)	PK Limit (dBm)	Over Limit (dB)	Table (o)	ANT	EUT	Verdict
34.947	-66.68	-22.97	-25.0	-41.68	192.00	Vertical	Vertical	Pass
2583.200	-42.08	8.20	-25.0	-17.08	340.00	Vertical	Vertical	N/A
2650.800	-41.00	8.57	-25.0	-16.00	142.00	Vertical	Vertical	N/A
6640.500	-39.48	15.03	-25.0	-14.48	168.00	Vertical	Vertical	Pass
12528.888	-40.13	14.26	-25.0	-15.13	61.00	Vertical	Vertical	Pass
17951.177	-40.39	14.06	-25.0	-15.39	31.00	Vertical	Vertical	Pass

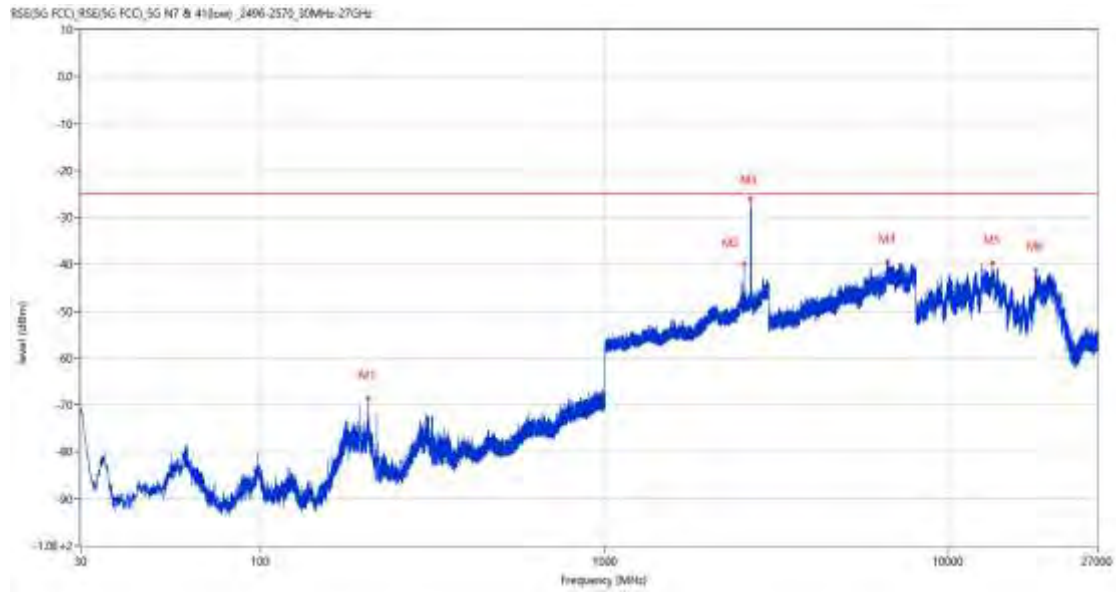
RSE-V&H n7 BW15 QPSK CH531000



Frequency (MHz)	Result (dBm)	Factor (dB)	PK Limit (dBm)	Over Limit (dB)	Table (o)	ANT	EUT	Verdict
34.850	-66.69	-22.99	-25.0	-41.69	255.00	Vertical	Horizontal	Pass
2583.400	-44.46	8.16	-25.0	-19.46	-1.00	Vertical	Horizontal	Pass
2652.200	-36.73	8.44	-25.0	-11.73	264.00	Vertical	Horizontal	N/A
6628.000	-39.06	14.83	-25.0	-14.06	361.00	Vertical	Horizontal	Pass
13415.963	-40.30	16.66	-25.0	-15.30	273.00	Vertical	Horizontal	Pass
19798.198	-41.64	12.94	-25.0	-16.64	362.00	Vertical	Horizontal	Pass

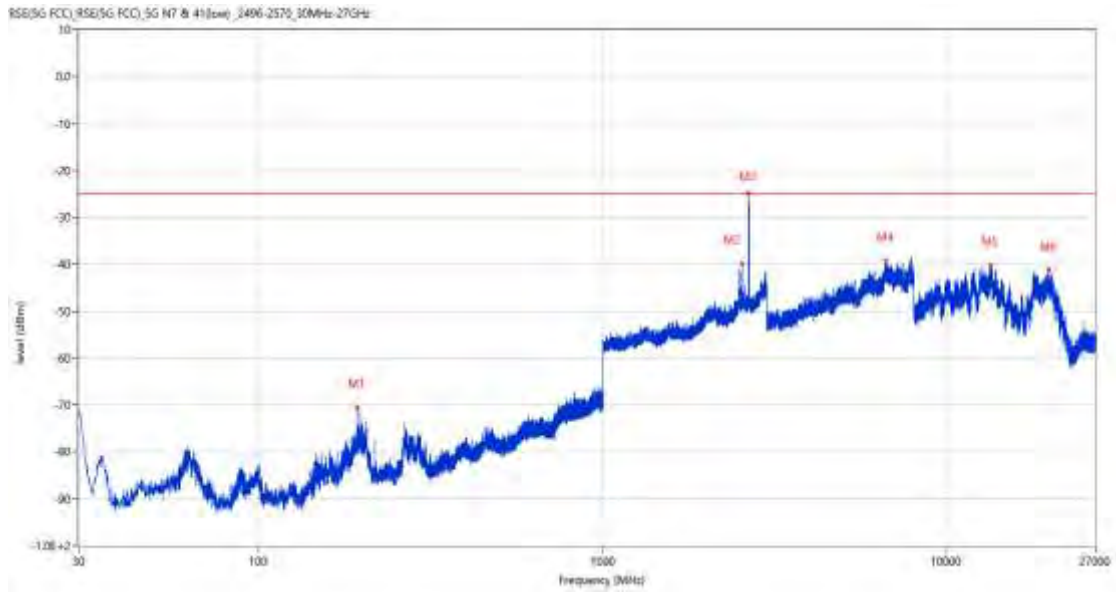
23.6 n7 BW20, Middle Channel

RSE-H&H n7 BW20 QPSK CH531000



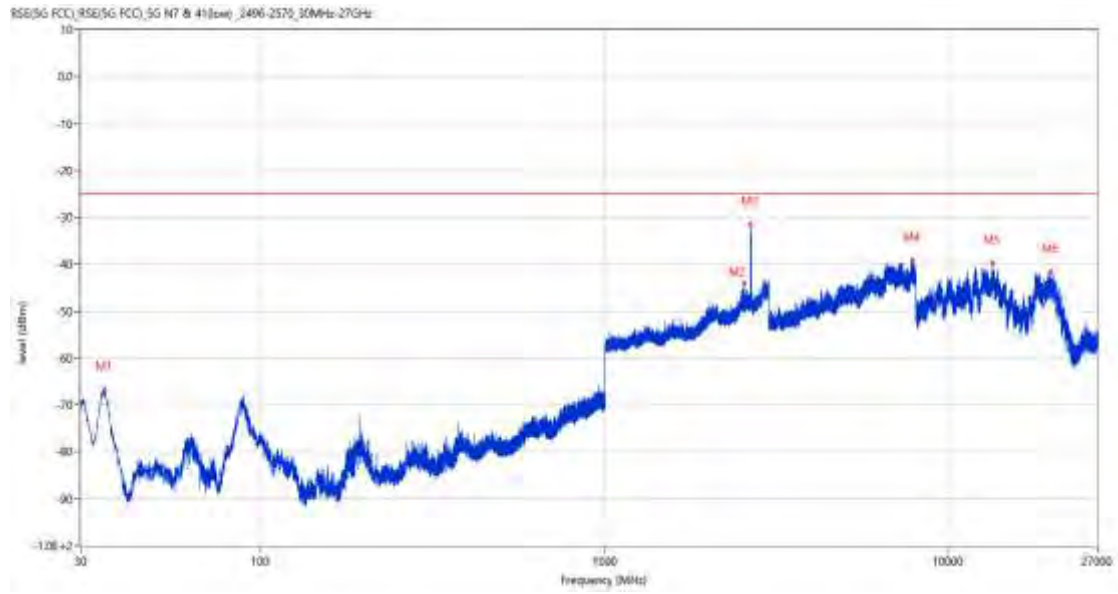
Frequency (MHz)	Result (dBm)	Factor (dB)	PK Limit (dBm)	Over Limit (dB)	Table (o)	ANT	EUT	Verdict
205.473	-68.59	-16.16	-25.0	-43.59	67.00	Horizontal	Horizontal	Pass
2538.600	-39.86	8.15	-25.0	-14.86	135.00	Horizontal	Horizontal	N/A
2647.800	-26.03	8.47	-25.0	-1.03	218.00	Horizontal	Horizontal	N/A
6630.750	-39.56	14.77	-25.0	-14.56	37.00	Horizontal	Horizontal	Pass
13392.338	-39.75	16.94	-25.0	-14.75	361.00	Horizontal	Horizontal	Pass
17922.300	-41.23	13.43	-25.0	-16.23	360.00	Horizontal	Horizontal	Pass

RSE-H&V n7 BW20 QPSK CH531000



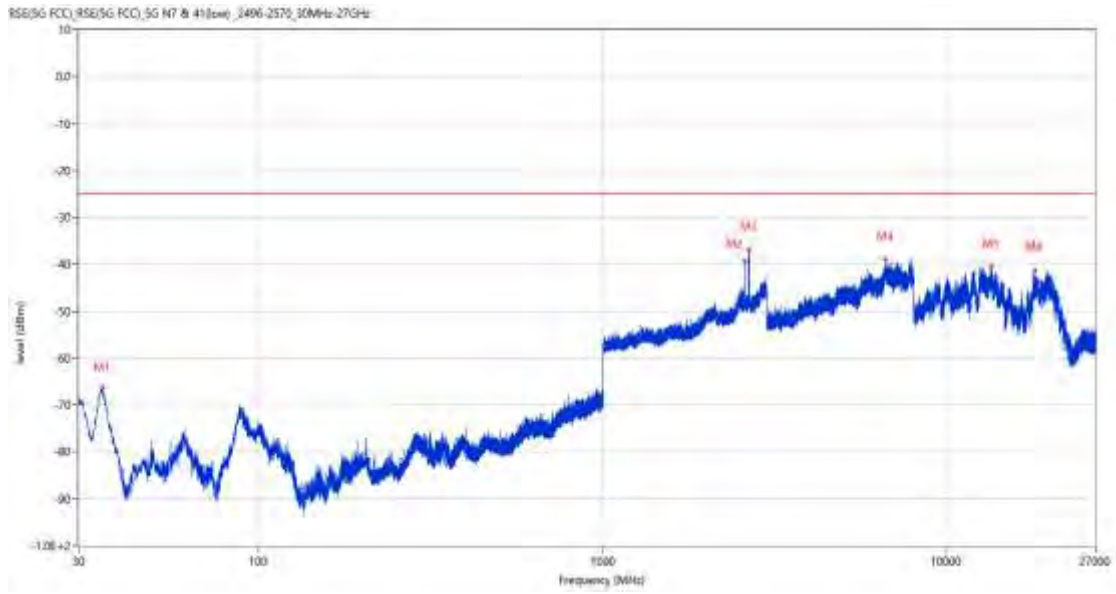
Frequency (MHz)	Result (dBm)	Factor (dB)	PK Limit (dBm)	Over Limit (dB)	Table (o)	ANT	EUT	Verdict
193.445	-70.48	-16.06	-25.0	-45.48	69.00	Horizontal	Vertical	Pass
2536.700	-40.03	8.16	-25.0	-15.03	152.00	Horizontal	Vertical	N/A
2650.100	-24.82	8.55	-25.0	0.18	109.00	Horizontal	Vertical	N/A
6626.000	-39.00	14.82	-25.0	-14.00	24.00	Horizontal	Vertical	Pass
13389.187	-40.10	16.91	-25.0	-15.10	107.00	Horizontal	Vertical	Pass
19803.150	-41.12	12.94	-25.0	-16.12	77.00	Horizontal	Vertical	Pass

RSE-V&V n7 BW20 QPSK CH531000



Frequency (MHz)	Result (dBm)	Factor (dB)	PK Limit (dBm)	Over Limit (dB)	Table (o)	ANT	EUT	Verdict
35.190	-66.69	-22.86	-25.0	-41.69	324.00	Vertical	Vertical	Pass
2538.800	-43.98	8.15	-25.0	-18.98	328.00	Vertical	Vertical	N/A
2648.600	-31.45	8.56	-25.0	-6.45	-1.00	Vertical	Vertical	N/A
7807.000	-39.00	16.15	-25.0	-14.00	117.00	Vertical	Vertical	Pass
13390.763	-39.77	16.92	-25.0	-14.77	298.00	Vertical	Vertical	Pass
19752.749	-41.59	12.94	-25.0	-16.59	341.00	Vertical	Vertical	Pass

RSE-V&H n7 BW20 QPSK CH531000

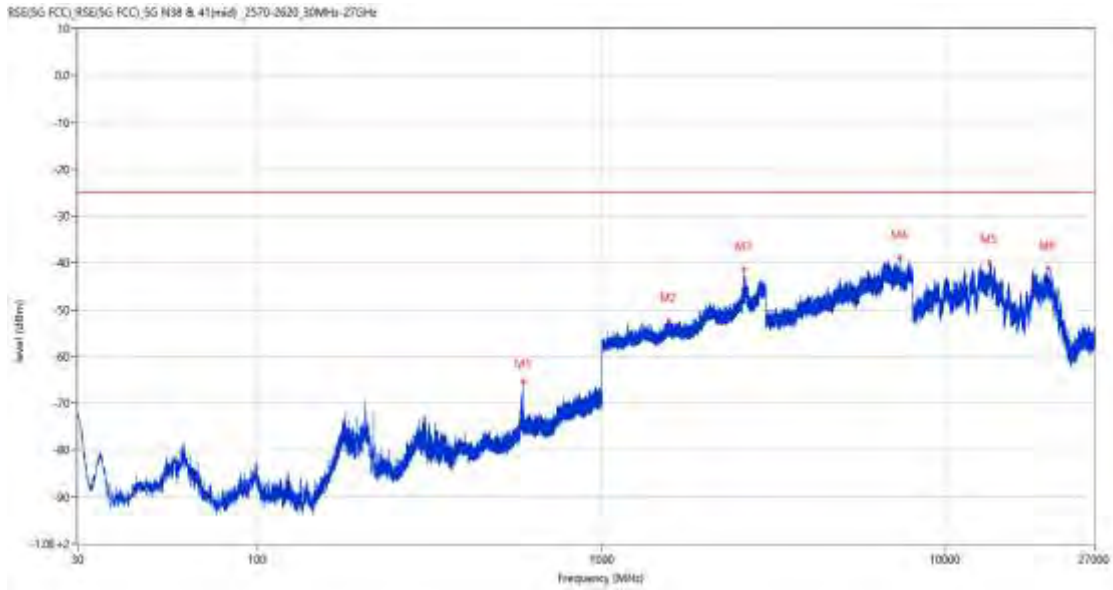


Frequency (MHz)	Result (dBm)	Factor (dB)	PK Limit (dBm)	Over Limit (dB)	Table (o)	ANT	EUT	Verdict
35.190	-66.20	-22.86	-25.0	-41.20	273.00	Vertical	Horizontal	Pass
2583.100	-39.39	8.21	-25.0	-14.39	43.00	Vertical	Horizontal	N/A
2657.900	-36.77	8.05	-25.0	-11.77	163.00	Vertical	Horizontal	N/A
6653.500	-38.81	15.02	-25.0	-13.81	331.00	Vertical	Horizontal	Pass
13474.237	-40.61	15.65	-25.0	-15.61	86.00	Vertical	Horizontal	Pass
17933.324	-41.34	13.69	-25.0	-16.34	307.00	Vertical	Horizontal	Pass

24 n38

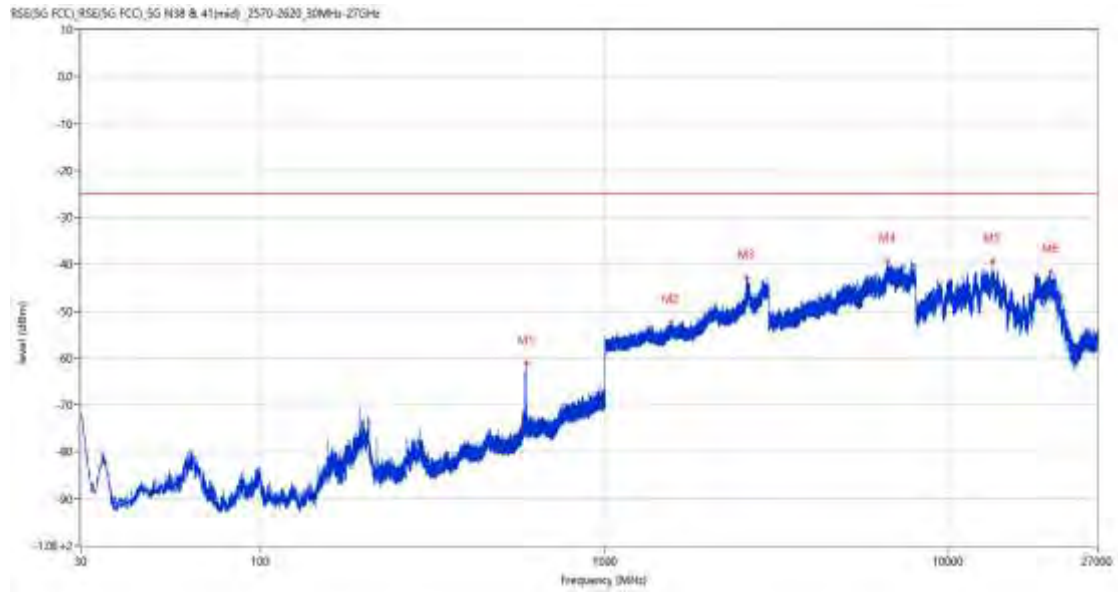
24.1 n38 BW20, Middle Channel

RSE-H&H n38 BW20 PI/2 BPSK CH519000



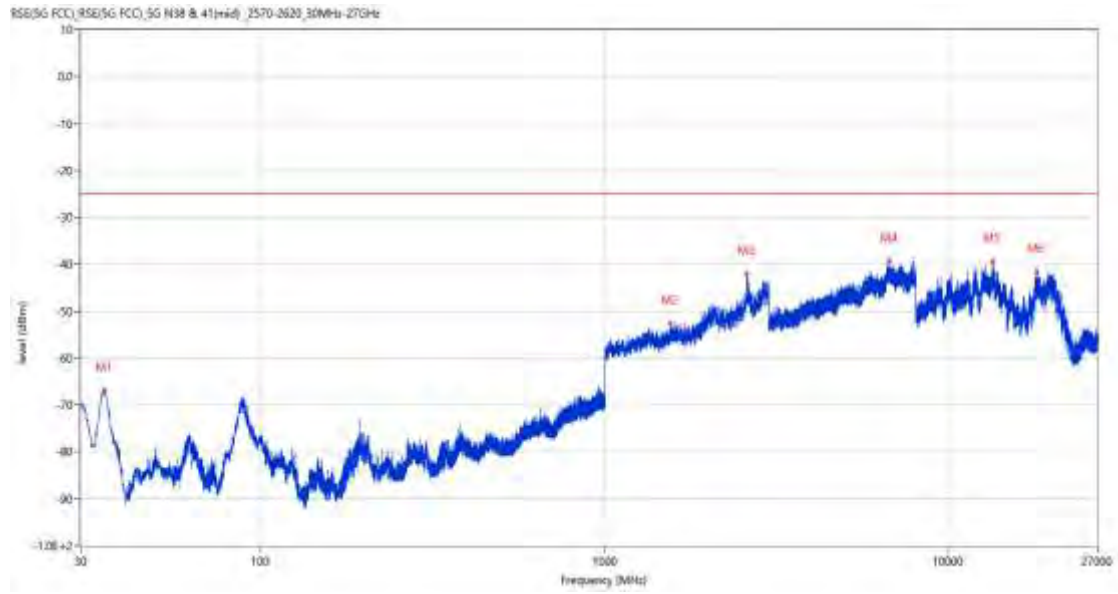
Frequency (MHz)	Result (dBm)	Factor (dB)	PK Limit (dBm)	Over Limit (dB)	Table (o)	ANT	EUT	Verdict
590.708	-65.38	-5.19	-25.0	-40.38	6.00	Horizontal	Horizontal	Pass
1567.000	-52.30	0.45	-25.0	-27.30	96.00	Horizontal	Horizontal	Pass
2591.400	-41.40	9.55	-25.0	-16.40	142.00	Horizontal	Horizontal	N/A
7352.250	-38.86	14.93	-25.0	-13.86	21.00	Horizontal	Horizontal	Pass
13389.975	-39.93	16.92	-25.0	-14.93	334.00	Horizontal	Horizontal	Pass
19744.651	-41.19	12.94	-25.0	-16.19	179.00	Horizontal	Horizontal	Pass

RSE-H&V n38 BW20 PI/2 BPSK CH519000



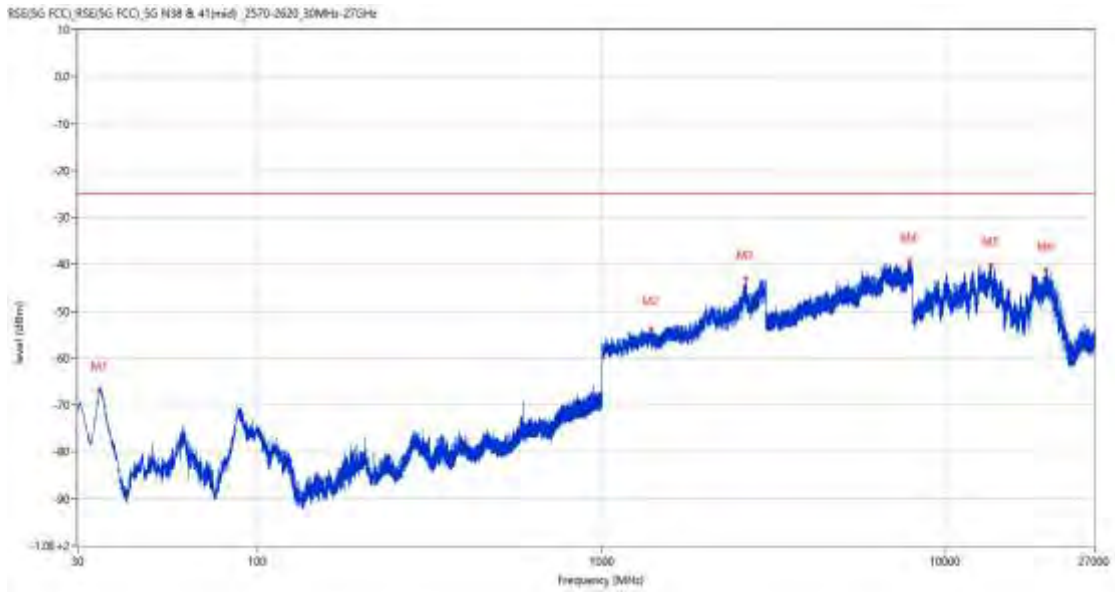
Frequency (MHz)	Result (dBm)	Factor (dB)	PK Limit (dBm)	Over Limit (dB)	Table (o)	ANT	EUT	Verdict
590.757	-61.03	-5.19	-25.0	-36.03	235.00	Horizontal	Vertical	Pass
1557.000	-52.36	0.31	-25.0	-27.36	312.00	Horizontal	Vertical	Pass
2591.600	-42.77	9.55	-25.0	-17.77	203.00	Horizontal	Vertical	Pass
6633.500	-39.26	14.92	-25.0	-14.26	213.00	Horizontal	Vertical	Pass
13385.250	-39.29	16.87	-25.0	-14.29	178.00	Horizontal	Vertical	Pass
19755.901	-41.66	12.94	-25.0	-16.66	43.00	Horizontal	Vertical	Pass

RSE-V&V n38 BW20 PI/2 BPSK CH519000



Frequency (MHz)	Result (dBm)	Factor (dB)	PK Limit (dBm)	Over Limit (dB)	Table (o)	ANT	EUT	Verdict
35.190	-66.84	-22.86	-25.0	-41.84	314.00	Vertical	Vertical	Pass
1548.900	-52.61	0.11	-25.0	-27.61	361.00	Vertical	Vertical	Pass
2591.800	-42.06	9.56	-25.0	-17.06	349.00	Vertical	Vertical	N/A
6718.750	-39.35	15.67	-25.0	-14.35	9.00	Vertical	Vertical	Pass
13423.575	-39.29	16.49	-25.0	-14.29	87.00	Vertical	Vertical	Pass
17949.864	-41.50	14.09	-25.0	-16.50	324.00	Vertical	Vertical	Pass

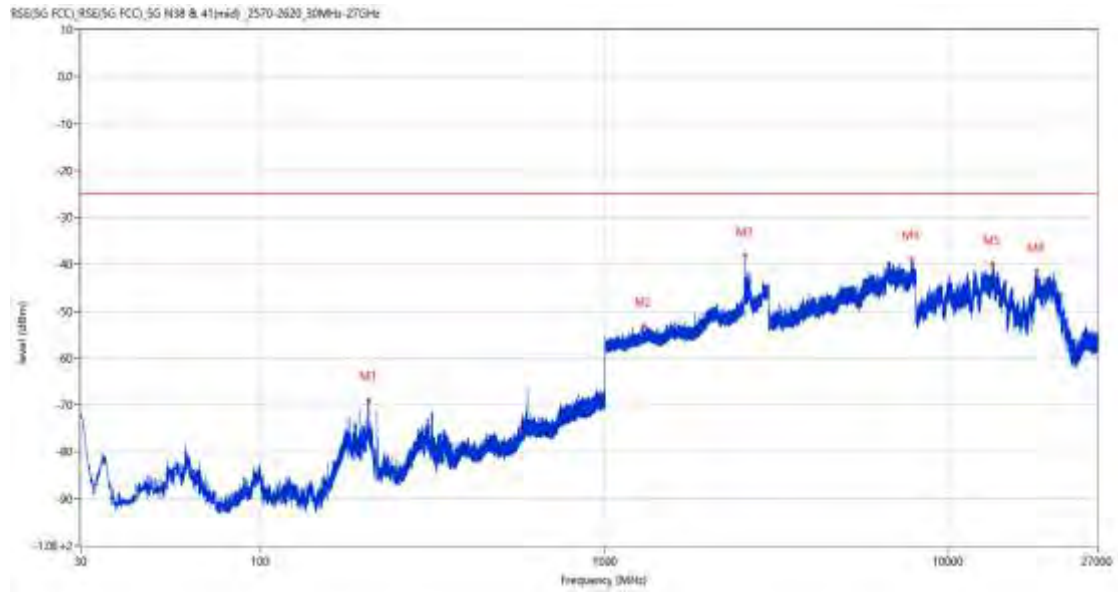
RSE-V&H n38 BW20 PI/2 BPSK CH519000



Frequency (MHz)	Result (dBm)	Factor (dB)	PK Limit (dBm)	Over Limit (dB)	Table (o)	ANT	EUT	Verdict
34.801	-66.69	-23.00	-25.0	-41.69	281.00	Vertical	Horizontal	Pass
1391.500	-53.79	-0.64	-25.0	-28.79	178.00	Vertical	Horizontal	Pass
2621.000	-43.04	10.04	-25.0	-18.04	98.00	Vertical	Horizontal	N/A
7813.250	-39.25	16.25	-25.0	-14.25	200.00	Vertical	Horizontal	Pass
13524.112	-40.21	15.59	-25.0	-15.21	63.00	Vertical	Horizontal	Pass
19553.849	-41.16	12.93	-25.0	-16.16	262.00	Vertical	Horizontal	Pass

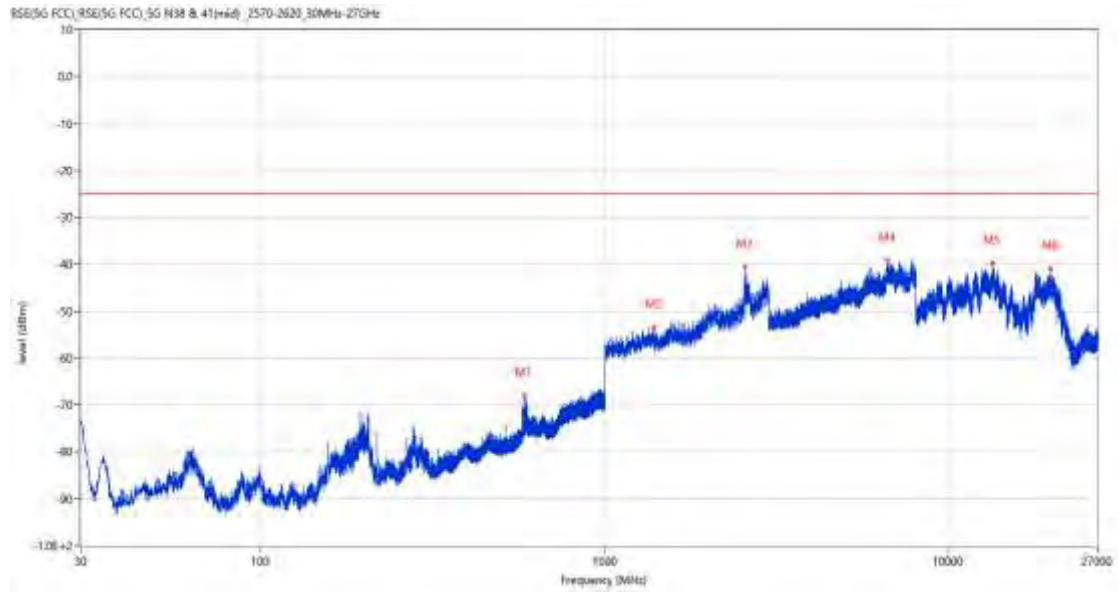
24.2 n38 BW30, Middle Channel

RSE-H&H n38 BW30 PI/2 BPSK CH519000



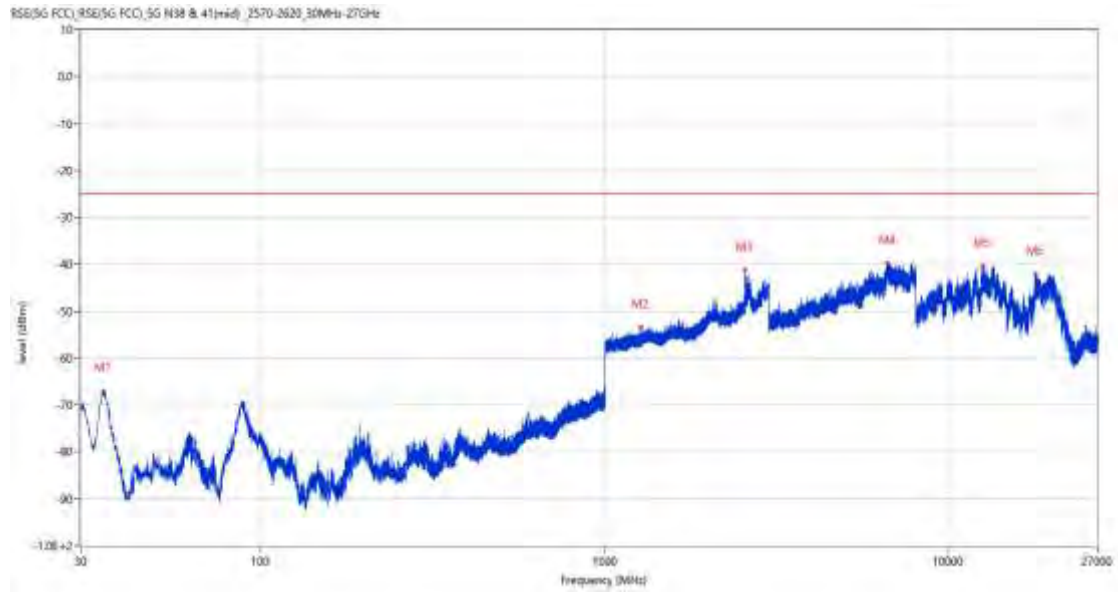
Frequency (MHz)	Result (dBm)	Factor (dB)	PK Limit (dBm)	Over Limit (dB)	Table (o)	ANT	EUT	Verdict
205.618	-68.84	-16.19	-25.0	-43.84	71.00	Horizontal	Horizontal	Pass
1298.800	-53.25	-0.65	-25.0	-28.25	238.00	Horizontal	Horizontal	Pass
2559.800	-38.10	8.58	-25.0	-13.10	323.00	Horizontal	Horizontal	N/A
7803.000	-38.93	16.00	-25.0	-13.93	193.00	Horizontal	Horizontal	Pass
13381.838	-39.86	16.84	-25.0	-14.86	281.00	Horizontal	Horizontal	Pass
17927.025	-41.47	13.54	-25.0	-16.47	219.00	Horizontal	Horizontal	Pass

RSE-H&V n38 BW30 PI/2 BPSK CH519000



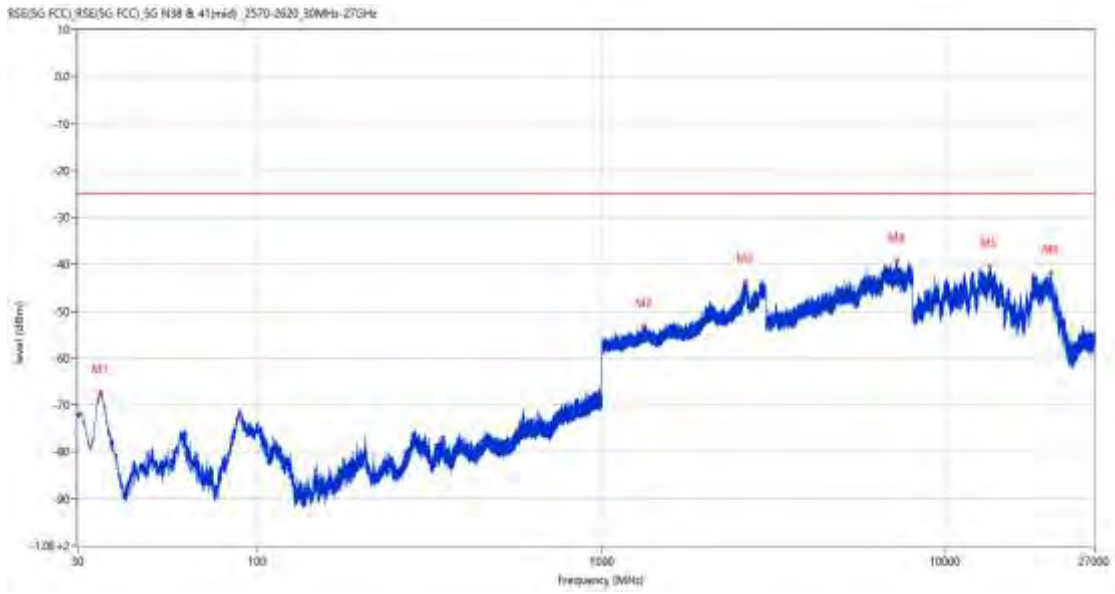
Frequency (MHz)	Result (dBm)	Factor (dB)	PK Limit (dBm)	Over Limit (dB)	Table (o)	ANT	EUT	Verdict
581.009	-67.89	-5.81	-25.0	-42.89	245.00	Horizontal	Vertical	Pass
1388.500	-53.37	-0.71	-25.0	-28.37	131.00	Horizontal	Vertical	Pass
2553.300	-40.50	7.29	-25.0	-15.50	148.00	Horizontal	Vertical	N/A
6629.500	-39.12	14.71	-25.0	-14.12	73.00	Horizontal	Vertical	Pass
13402.575	-39.66	16.95	-25.0	-14.66	240.00	Horizontal	Vertical	Pass
19768.052	-40.99	12.94	-25.0	-15.99	326.00	Horizontal	Vertical	Pass

RSE-V&V n38 BW30 PI/2 BPSK CH519000



Frequency (MHz)	Result (dBm)	Factor (dB)	PK Limit (dBm)	Over Limit (dB)	Table (o)	ANT	EUT	Verdict
34.898	-66.98	-22.98	-25.0	-41.98	292.00	Vertical	Vertical	Pass
1276.400	-53.34	-0.78	-25.0	-28.34	11.00	Vertical	Vertical	Pass
2560.500	-41.26	8.69	-25.0	-16.26	94.00	Vertical	Vertical	N/A
6628.500	-39.73	14.83	-25.0	-14.73	71.00	Vertical	Vertical	Pass
12579.951	-40.34	14.08	-25.0	-15.34	70.00	Vertical	Vertical	Pass
17913.901	-42.04	13.22	-25.0	-17.04	121.00	Vertical	Vertical	Pass

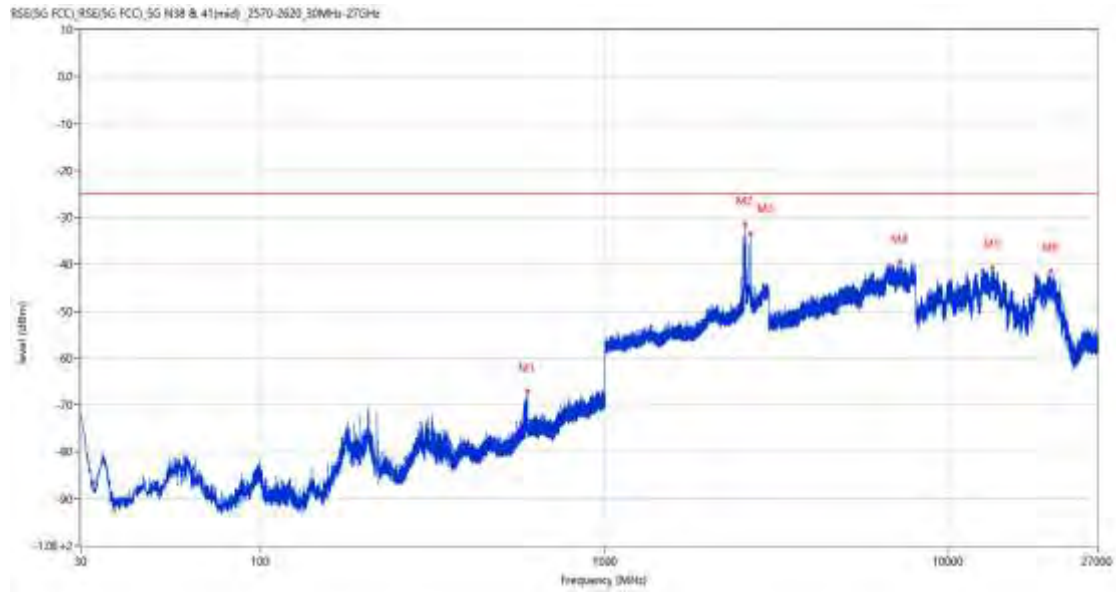
RSE-V&H n38 BW30 PI/2 BPSK CH519000



Frequency (MHz)	Result (dBm)	Factor (dB)	PK Limit (dBm)	Over Limit (dB)	Table (o)	ANT	EUT	Verdict
35.044	-67.22	-22.93	-25.0	-42.22	267.00	Vertical	Horizontal	Pass
1324.400	-53.12	-0.32	-25.0	-28.12	44.00	Vertical	Horizontal	Pass
2613.200	-43.75	9.94	-25.0	-18.75	95.00	Vertical	Horizontal	Pass
7190.250	-39.30	14.57	-25.0	-14.30	74.00	Vertical	Horizontal	Pass
13393.125	-40.44	16.95	-25.0	-15.44	332.00	Vertical	Horizontal	Pass
20207.249	-41.89	12.96	-25.0	-16.89	26.00	Vertical	Horizontal	Pass

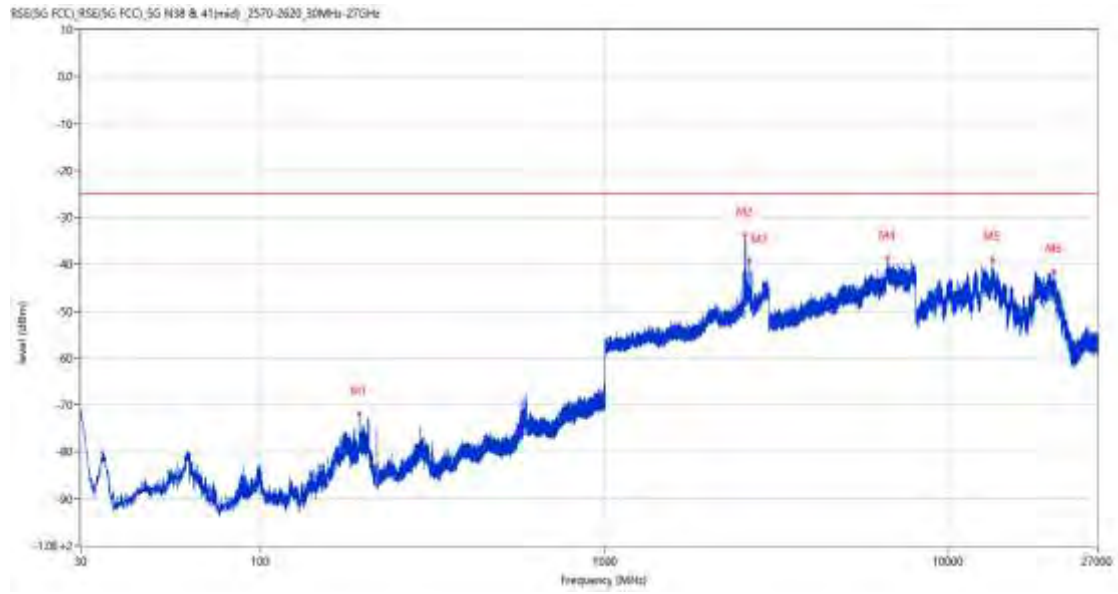
24.3 n38 BW40, Middle Channel

RSE-H&H n38 BW40 PI/2 BPSK CH519000



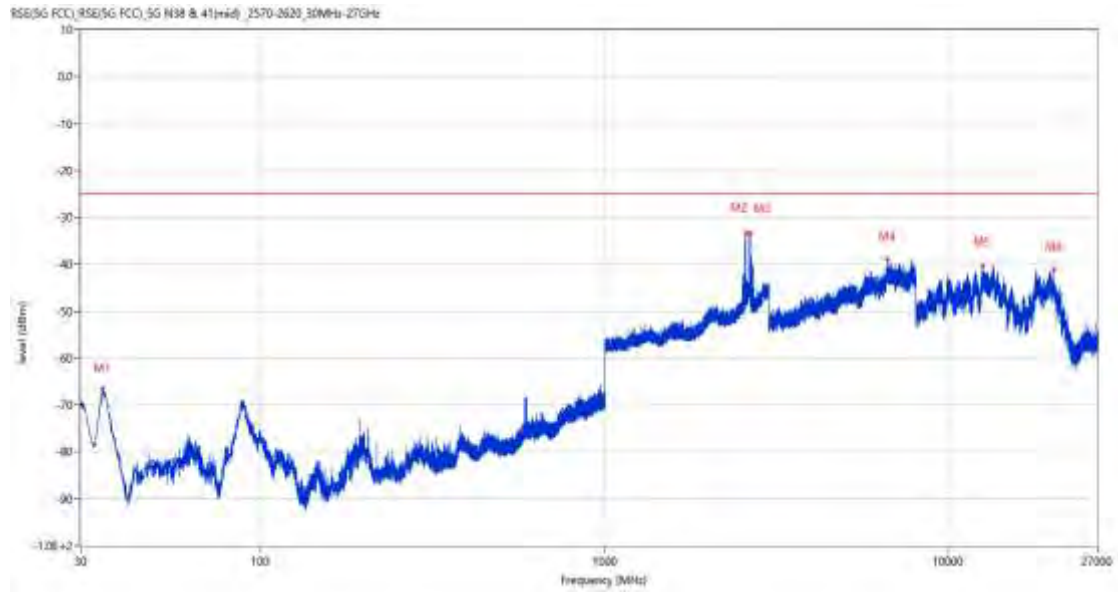
Frequency (MHz)	Result (dBm)	Factor (dB)	PK Limit (dBm)	Over Limit (dB)	Table (o)	ANT	EUT	Verdict
594.637	-67.02	-4.98	-25.0	-42.02	66.00	Horizontal	Horizontal	Pass
2551.600	-31.42	6.94	-25.0	-6.42	122.00	Horizontal	Horizontal	N/A
2640.500	-33.54	8.43	-25.0	-8.54	348.00	Horizontal	Horizontal	N/A
7201.750	-39.56	14.62	-25.0	-14.56	295.00	Horizontal	Horizontal	Pass
13379.738	-40.74	16.82	-25.0	-15.74	283.00	Horizontal	Horizontal	Pass
19786.949	-41.43	12.94	-25.0	-16.43	326.00	Horizontal	Horizontal	Pass

RSE-H&V n38 BW40 PI/2 BPSK CH519000



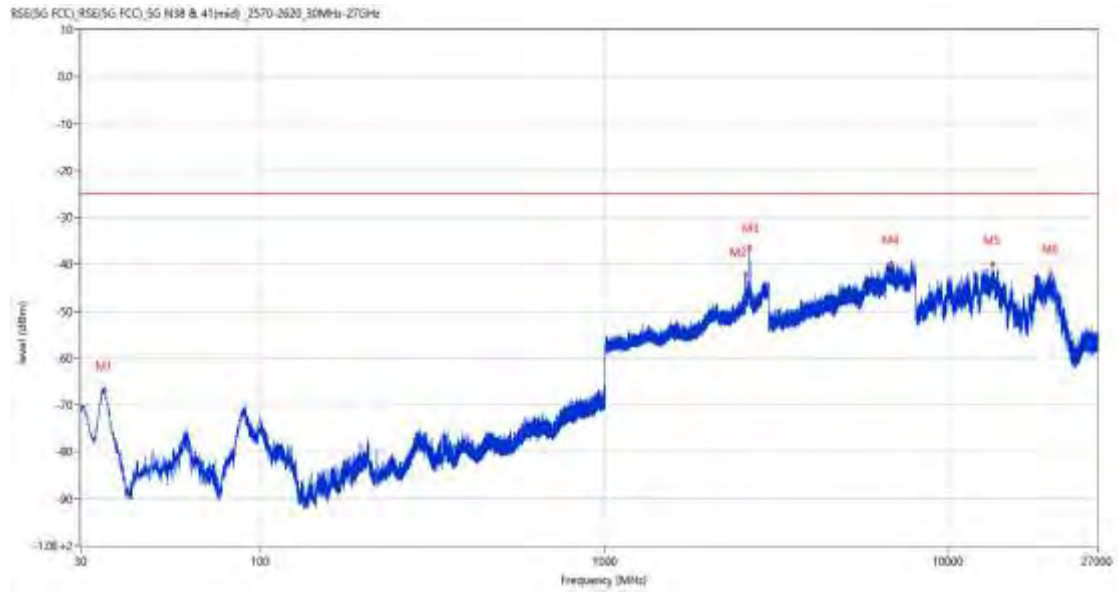
Frequency (MHz)	Result (dBm)	Factor (dB)	PK Limit (dBm)	Over Limit (dB)	Table (o)	ANT	EUT	Verdict
193.445	-71.82	-16.06	-25.0	-46.82	58.00	Horizontal	Vertical	Pass
2549.300	-33.70	6.58	-25.0	-8.70	162.00	Horizontal	Vertical	N/A
2628.400	-39.15	8.57	-25.0	-14.15	154.00	Horizontal	Vertical	N/A
6639.750	-38.67	15.07	-25.0	-13.67	246.00	Horizontal	Vertical	Pass
13387.875	-38.86	16.90	-25.0	-13.86	237.00	Horizontal	Vertical	Pass
20223.001	-41.64	12.96	-25.0	-16.64	347.00	Horizontal	Vertical	Pass

RSE-V&V n38 BW40 PI/2 BPSK CH519000



Frequency (MHz)	Result (dBm)	Factor (dB)	PK Limit (dBm)	Over Limit (dB)	Table (o)	ANT	EUT	Verdict
34.705	-66.53	-23.02	-25.0	-41.53	229.00	Vertical	Vertical	Pass
2564.000	-33.39	8.89	-25.0	-8.39	163.00	Vertical	Vertical	N/A
2641.200	-33.28	8.53	-25.0	-8.28	339.00	Vertical	Vertical	N/A
6646.000	-38.86	15.23	-25.0	-13.86	360.00	Vertical	Vertical	Pass
12554.299	-40.33	13.94	-25.0	-15.33	243.00	Vertical	Vertical	Pass
20194.200	-41.15	12.96	-25.0	-16.15	160.00	Vertical	Vertical	Pass

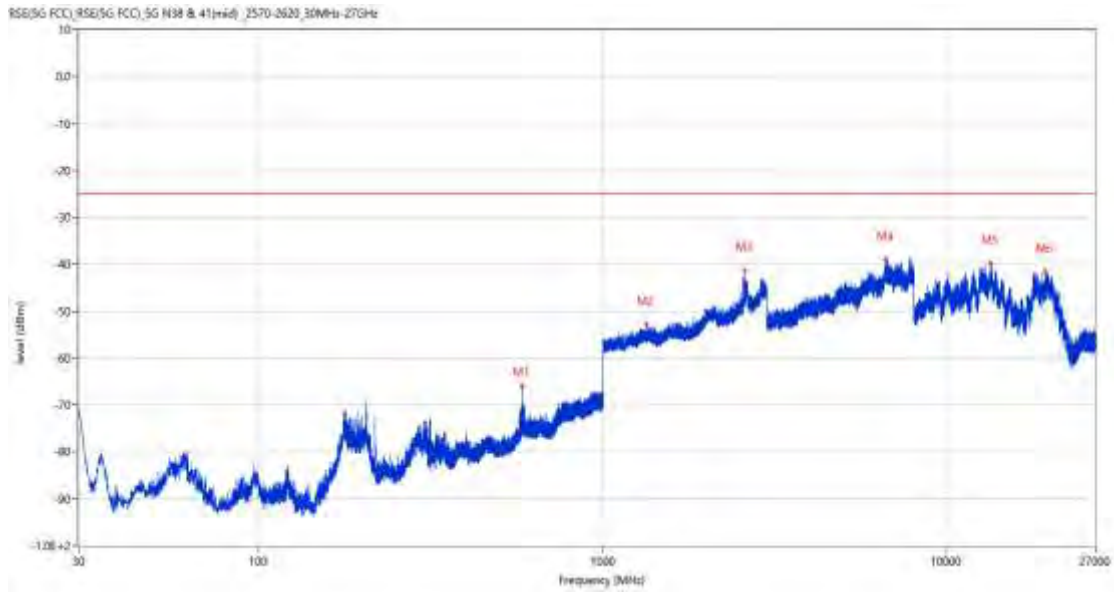
RSE-V&H n38 BW40 PI/2 BPSK CH519000



Frequency (MHz)	Result (dBm)	Factor (dB)	PK Limit (dBm)	Over Limit (dB)	Table (o)	ANT	EUT	Verdict
35.238	-66.60	-22.84	-25.0	-41.60	252.00	Vertical	Horizontal	Pass
2563.000	-42.26	8.87	-25.0	-17.26	15.00	Vertical	Horizontal	N/A
2633.500	-36.38	8.15	-25.0	-11.38	183.00	Vertical	Horizontal	N/A
6804.250	-39.72	14.45	-25.0	-14.72	220.00	Vertical	Horizontal	Pass
13389.712	-39.85	16.91	-25.0	-14.85	101.00	Vertical	Horizontal	Pass
19772.101	-41.74	12.94	-25.0	-16.74	138.00	Vertical	Horizontal	Pass

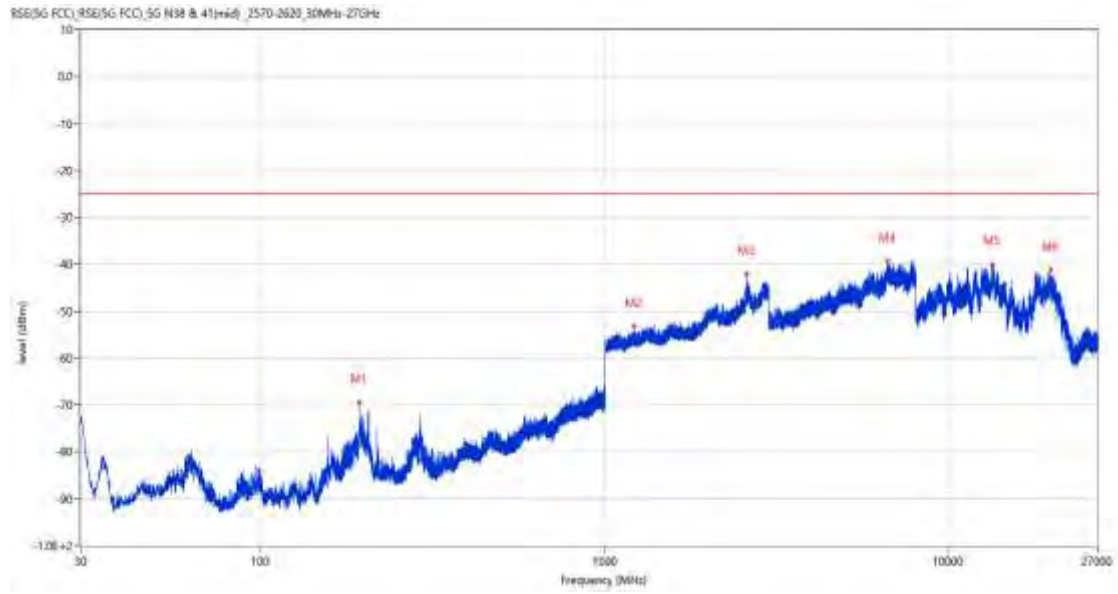
24.4 n38 BW20, Middle Channel

RSE-H&H n38 BW20 QPSK CH519000



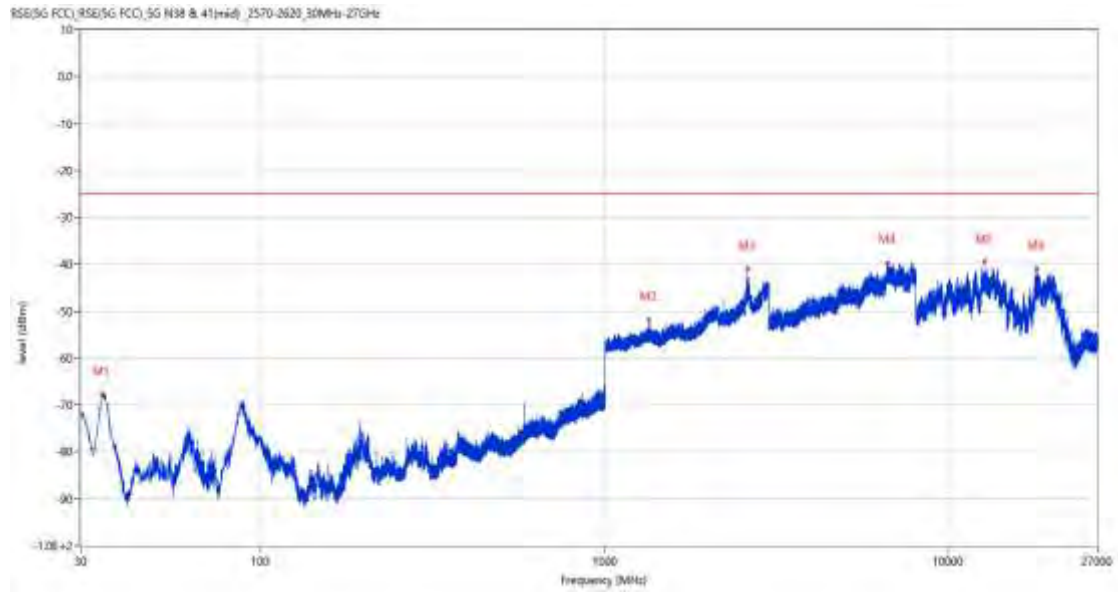
Frequency (MHz)	Result (dBm)	Factor (dB)	PK Limit (dBm)	Over Limit (dB)	Table (o)	ANT	EUT	Verdict
582.269	-66.01	-5.70	-25.0	-41.01	94.00	Horizontal	Horizontal	Pass
1336.900	-52.84	-0.34	-25.0	-27.84	298.00	Horizontal	Horizontal	Pass
2591.700	-41.27	9.56	-25.0	-16.27	342.00	Horizontal	Horizontal	N/A
6658.000	-38.90	14.89	-25.0	-13.90	-1.00	Horizontal	Horizontal	Pass
13376.588	-39.76	16.79	-25.0	-14.76	34.00	Horizontal	Horizontal	Pass
19331.099	-41.65	12.92	-25.0	-16.65	-2.00	Horizontal	Horizontal	Pass

RSE-H&V n38 BW20 QPSK CH519000



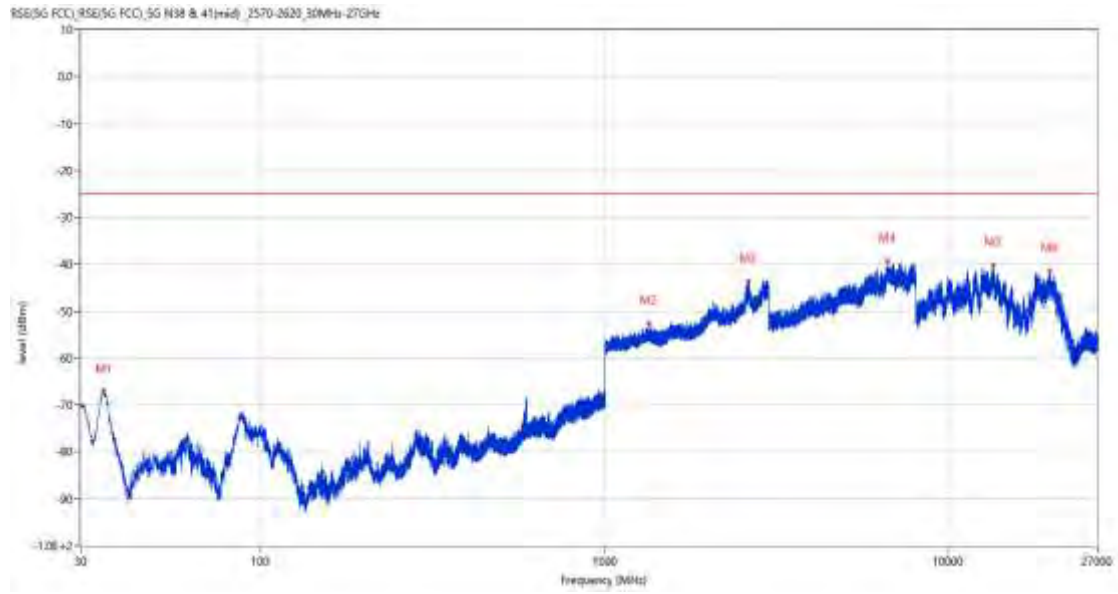
Frequency (MHz)	Result (dBm)	Factor (dB)	PK Limit (dBm)	Over Limit (dB)	Table (o)	ANT	EUT	Verdict
193.494	-69.30	-16.06	-25.0	-44.30	56.00	Horizontal	Vertical	Pass
1212.600	-53.22	-1.02	-25.0	-28.22	7.00	Horizontal	Vertical	Pass
2590.900	-42.01	9.54	-25.0	-17.01	176.00	Horizontal	Vertical	N/A
6642.500	-39.30	15.11	-25.0	-14.30	317.00	Horizontal	Vertical	Pass
13384.200	-40.17	16.86	-25.0	-15.17	132.00	Horizontal	Vertical	Pass
19723.500	-41.17	12.94	-25.0	-16.17	201.00	Horizontal	Vertical	Pass

RSE-V&V n38 BW20 QPSK CH519000



Frequency (MHz)	Result (dBm)	Factor (dB)	PK Limit (dBm)	Over Limit (dB)	Table (o)	ANT	EUT	Verdict
34.656	-67.64	-23.03	-25.0	-42.64	272.00	Vertical	Vertical	Pass
1347.600	-51.77	-0.21	-25.0	-26.77	-2.00	Vertical	Vertical	Pass
2596.300	-41.00	9.67	-25.0	-16.00	341.00	Vertical	Vertical	N/A
6646.750	-39.71	15.26	-25.0	-14.71	173.00	Vertical	Vertical	Pass
12678.750	-39.55	14.57	-25.0	-14.55	214.00	Vertical	Vertical	Pass
17929.912	-41.01	13.61	-25.0	-16.01	213.00	Vertical	Vertical	Pass

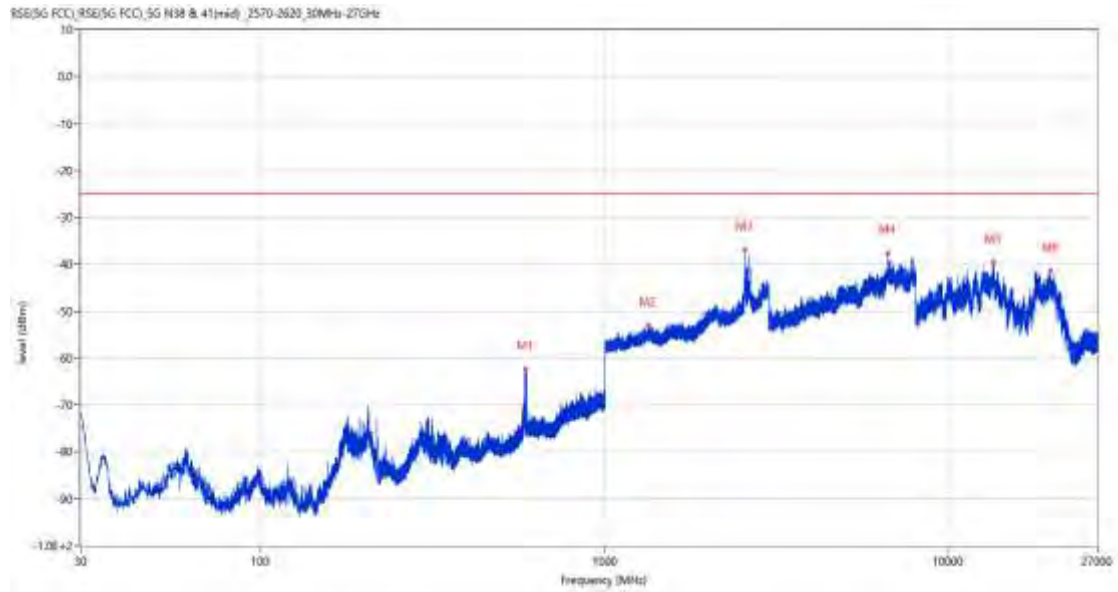
RSE-V&H n38 BW20 QPSK CH519000



Frequency (MHz)	Result (dBm)	Factor (dB)	PK Limit (dBm)	Over Limit (dB)	Table (o)	ANT	EUT	Verdict
34.898	-66.82	-22.98	-25.0	-41.82	237.00	Vertical	Horizontal	Pass
1345.700	-52.63	-0.33	-25.0	-27.63	293.00	Vertical	Horizontal	Pass
2611.300	-43.63	9.91	-25.0	-18.63	6.00	Vertical	Horizontal	Pass
6646.250	-39.40	15.25	-25.0	-14.40	246.00	Vertical	Horizontal	Pass
13455.863	-40.07	15.85	-25.0	-15.07	185.00	Vertical	Horizontal	Pass
19650.599	-41.29	12.93	-25.0	-16.29	14.00	Vertical	Horizontal	Pass

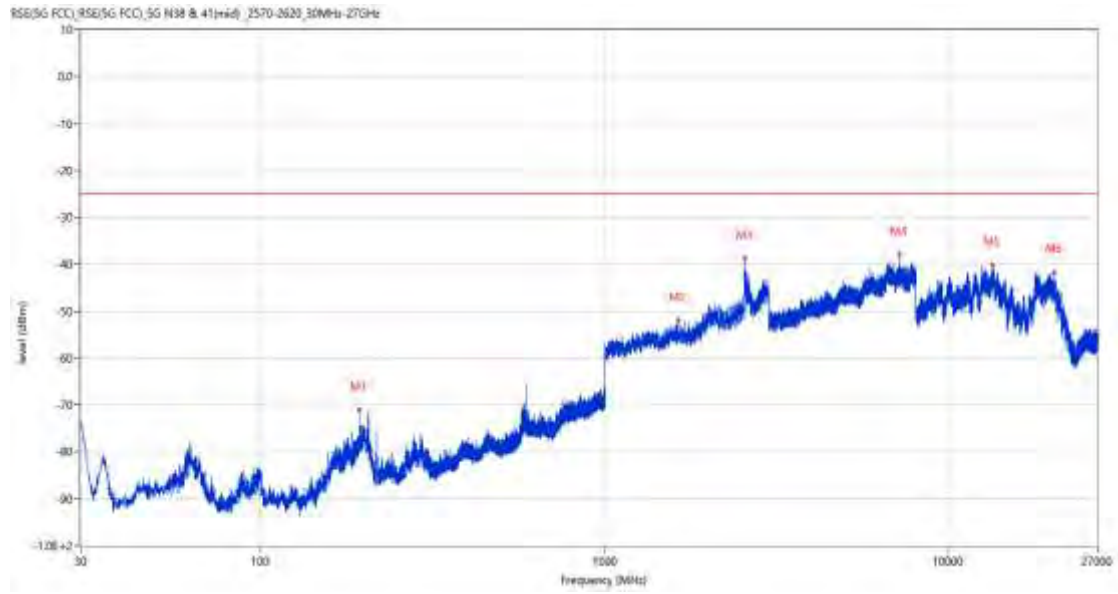
24.5 n38 BW30, Middle Channel

RSE-H&H n38 BW30 QPSK CH519000



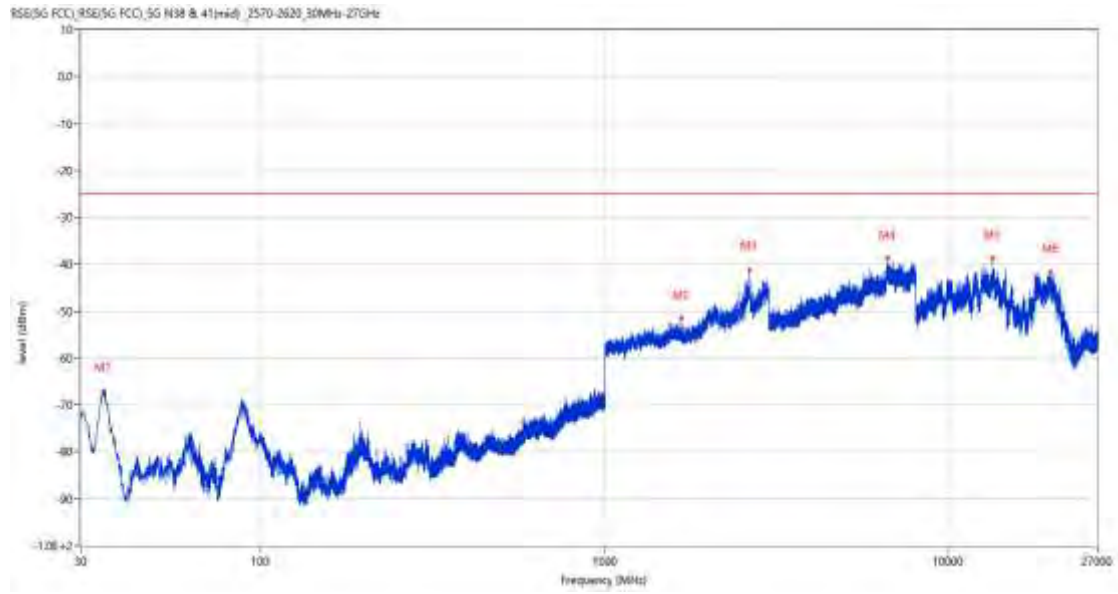
Frequency (MHz)	Result (dBm)	Factor (dB)	PK Limit (dBm)	Over Limit (dB)	Table (o)	ANT	EUT	Verdict
590.417	-62.36	-5.18	-25.0	-37.36	140.00	Horizontal	Horizontal	Pass
1337.400	-53.06	-0.28	-25.0	-28.06	43.00	Horizontal	Horizontal	Pass
2556.800	-36.85	7.36	-25.0	-11.85	137.00	Horizontal	Horizontal	N/A
6655.250	-37.70	15.01	-25.0	-12.70	128.00	Horizontal	Horizontal	Pass
13470.037	-39.61	15.70	-25.0	-14.61	0.00	Horizontal	Horizontal	Pass
19760.400	-41.44	12.94	-25.0	-16.44	306.00	Horizontal	Horizontal	Pass

RSE-H&V n38 BW30 QPSK CH519000



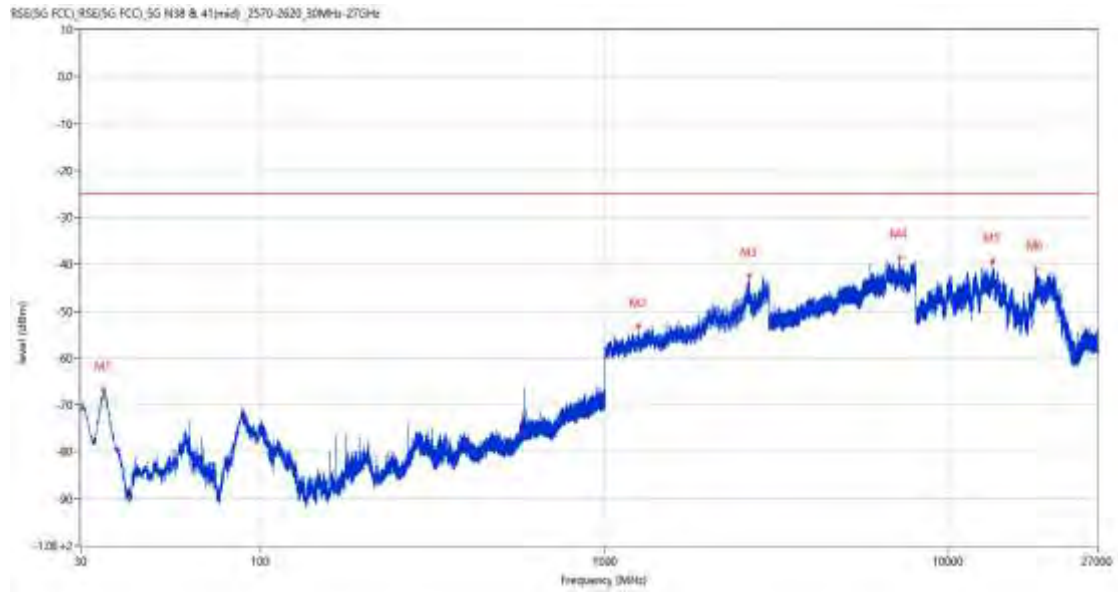
Frequency (MHz)	Result (dBm)	Factor (dB)	PK Limit (dBm)	Over Limit (dB)	Table (o)	ANT	EUT	Verdict
193.445	-71.03	-16.06	-25.0	-46.03	40.00	Horizontal	Vertical	Pass
1633.600	-51.96	0.48	-25.0	-26.96	79.00	Horizontal	Vertical	Pass
2558.300	-38.71	8.15	-25.0	-13.71	171.00	Horizontal	Vertical	N/A
7186.750	-37.84	14.63	-25.0	-12.84	298.00	Horizontal	Vertical	Pass
13378.162	-40.06	16.80	-25.0	-15.06	0.00	Horizontal	Vertical	Pass
20231.999	-41.84	12.96	-25.0	-16.84	224.00	Horizontal	Vertical	Pass

RSE-V&V n38 BW30 QPSK CH519000



Frequency (MHz)	Result (dBm)	Factor (dB)	PK Limit (dBm)	Over Limit (dB)	Table (o)	ANT	EUT	Verdict
34.995	-66.98	-22.95	-25.0	-41.98	72.00	Vertical	Vertical	Pass
1669.400	-51.54	0.13	-25.0	-26.54	248.00	Vertical	Vertical	Pass
2631.200	-41.07	8.18	-25.0	-16.07	164.00	Vertical	Vertical	N/A
6645.500	-38.63	15.17	-25.0	-13.63	203.00	Vertical	Vertical	Pass
13383.151	-38.77	16.85	-25.0	-13.77	360.00	Vertical	Vertical	Pass
19759.950	-41.63	12.94	-25.0	-16.63	347.00	Vertical	Vertical	Pass

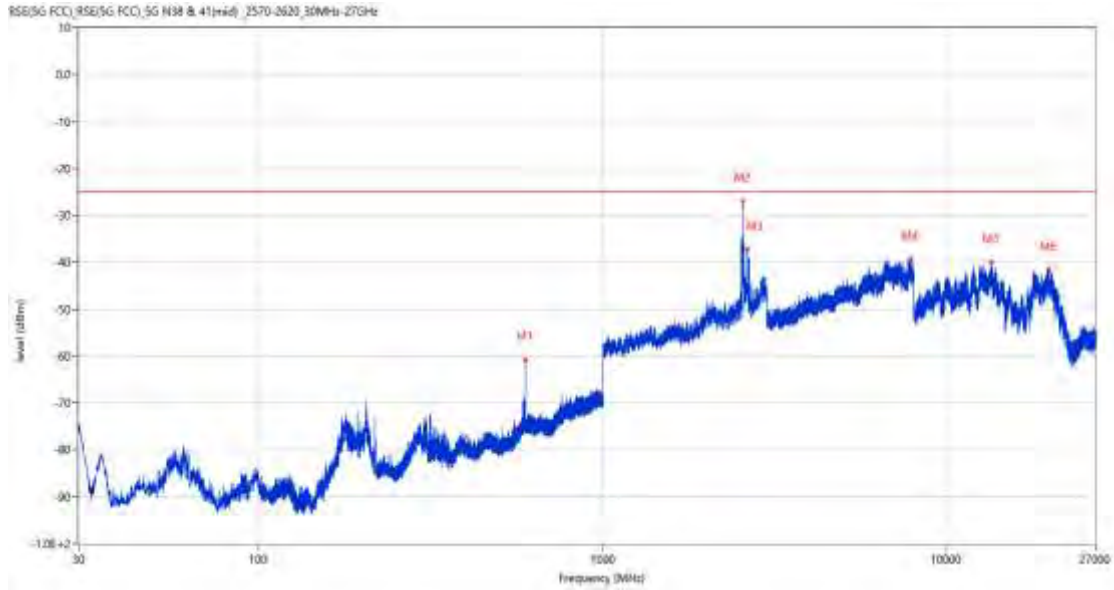
RSE-V&H n38 BW30 QPSK CH519000



Frequency (MHz)	Result (dBm)	Factor (dB)	PK Limit (dBm)	Over Limit (dB)	Table (o)	ANT	EUT	Verdict
34.898	-66.70	-22.98	-25.0	-41.70	233.00	Vertical	Horizontal	Pass
1250.200	-53.17	-1.25	-25.0	-28.17	-2.00	Vertical	Horizontal	Pass
2628.900	-42.36	8.49	-25.0	-17.36	238.00	Vertical	Horizontal	N/A
7174.500	-38.51	14.45	-25.0	-13.51	231.00	Vertical	Horizontal	Pass
13389.712	-39.36	16.91	-25.0	-14.36	137.00	Vertical	Horizontal	Pass
17921.249	-40.90	13.40	-25.0	-15.90	178.00	Vertical	Horizontal	Pass

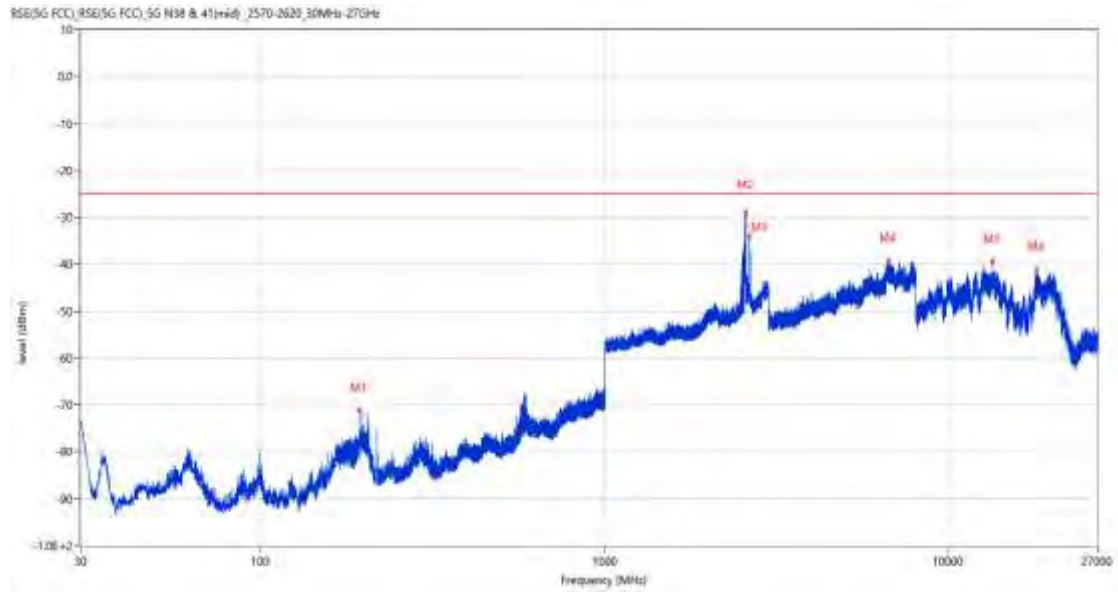
24.6 n38 BW40, Middle Channel

RSE-H&H n38 BW40 QPSK CH519000



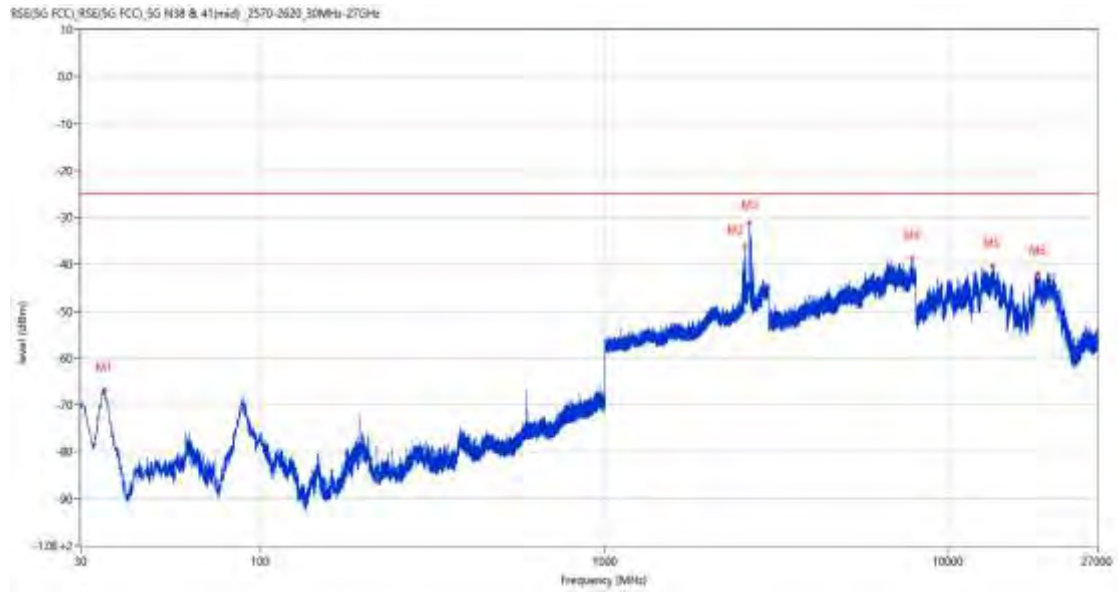
Frequency (MHz)	Result (dBm)	Factor (dB)	PK Limit (dBm)	Over Limit (dB)	Table (o)	ANT	EUT	Verdict
595.510	-60.76	-5.02	-25.0	-35.76	322.00	Horizontal	Horizontal	Pass
2557.600	-26.89	7.88	-25.0	-1.89	131.00	Horizontal	Horizontal	N/A
2626.000	-37.23	9.79	-25.0	-12.23	146.00	Horizontal	Horizontal	N/A
7809.750	-39.38	16.25	-25.0	-14.38	20.00	Horizontal	Horizontal	Pass
13432.237	-39.96	16.30	-25.0	-14.96	219.00	Horizontal	Horizontal	Pass
19717.650	-41.64	12.94	-25.0	-16.64	-2.00	Horizontal	Horizontal	Pass

RSE-H&V n38 BW40 QPSK CH519000



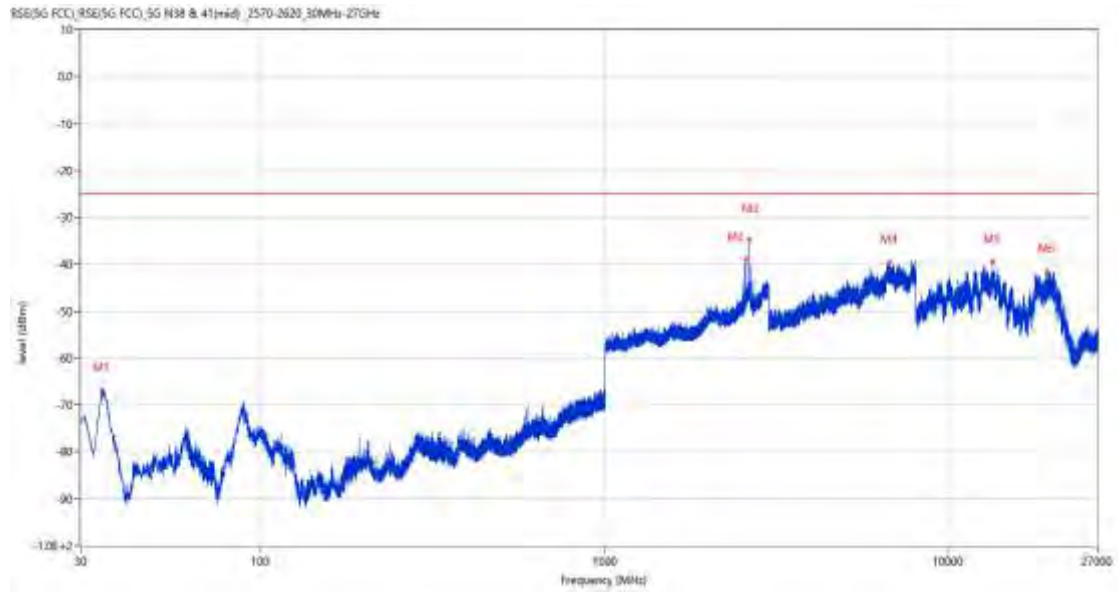
Frequency (MHz)	Result (dBm)	Factor (dB)	PK Limit (dBm)	Over Limit (dB)	Table (o)	ANT	EUT	Verdict
193.396	-71.19	-16.07	-25.0	-46.19	74.00	Horizontal	Vertical	Pass
2564.100	-28.85	8.90	-25.0	-3.85	205.00	Horizontal	Vertical	N/A
2637.100	-33.83	8.30	-25.0	-8.83	162.00	Horizontal	Vertical	N/A
6661.750	-39.23	14.78	-25.0	-14.23	129.00	Horizontal	Vertical	Pass
13384.463	-39.60	16.86	-25.0	-14.60	362.00	Horizontal	Vertical	Pass
17935.426	-41.10	13.74	-25.0	-16.10	281.00	Horizontal	Vertical	Pass

RSE-V&V n38 BW40 QPSK CH519000



Frequency (MHz)	Result (dBm)	Factor (dB)	PK Limit (dBm)	Over Limit (dB)	Table (o)	ANT	EUT	Verdict
35.141	-66.81	-22.88	-25.0	-41.81	285.00	Vertical	Vertical	Pass
2559.400	-36.28	8.52	-25.0	-11.28	149.00	Vertical	Vertical	N/A
2627.700	-31.14	8.67	-25.0	-6.14	328.00	Vertical	Vertical	N/A
7813.250	-38.62	16.25	-25.0	-13.62	-1.00	Vertical	Vertical	Pass
13374.488	-40.38	16.77	-25.0	-15.38	321.00	Vertical	Vertical	Pass
18193.052	-41.89	12.86	-25.0	-16.89	283.00	Vertical	Vertical	Pass

RSE-V&H n38 BW40 QPSK CH519000

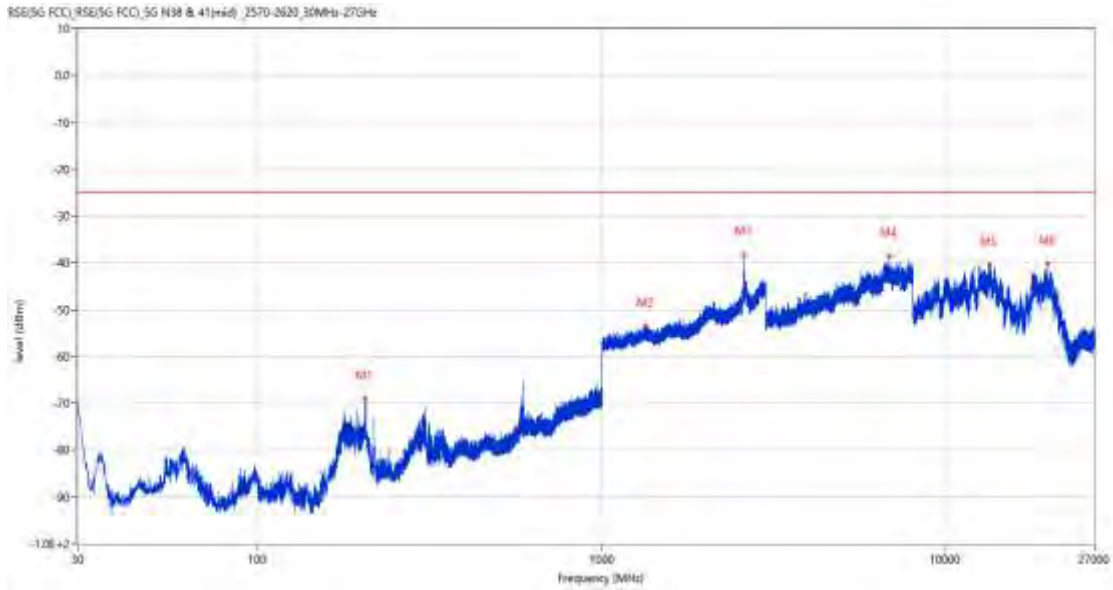


Frequency (MHz)	Result (dBm)	Factor (dB)	PK Limit (dBm)	Over Limit (dB)	Table (o)	ANT	EUT	Verdict
34.656	-66.87	-23.03	-25.0	-41.87	327.00	Vertical	Horizontal	Pass
2562.900	-38.98	8.87	-25.0	-13.98	236.00	Vertical	Horizontal	N/A
2630.000	-34.84	8.26	-25.0	-9.84	236.00	Vertical	Horizontal	N/A
6714.500	-39.52	15.70	-25.0	-14.52	172.00	Vertical	Horizontal	Pass
13388.137	-39.60	16.90	-25.0	-14.60	54.00	Vertical	Horizontal	Pass
19329.749	-41.68	12.92	-25.0	-16.68	-2.00	Vertical	Horizontal	Pass

25 n41

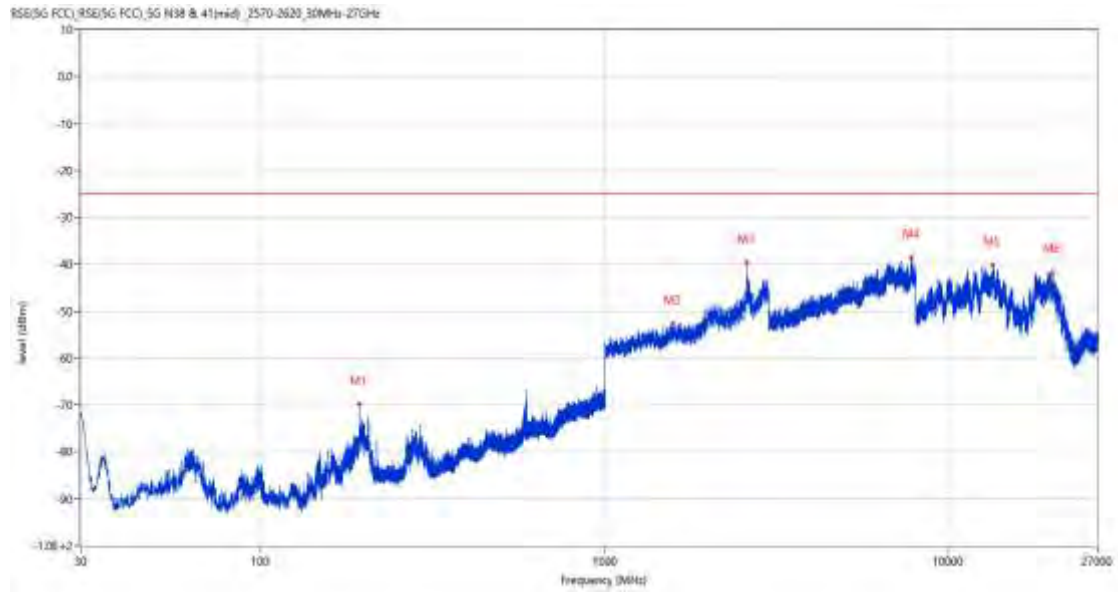
25.1 n41 BW20, Middle Channel

RSE-H&H n41 BW20 PI/2 BPSK CH518598



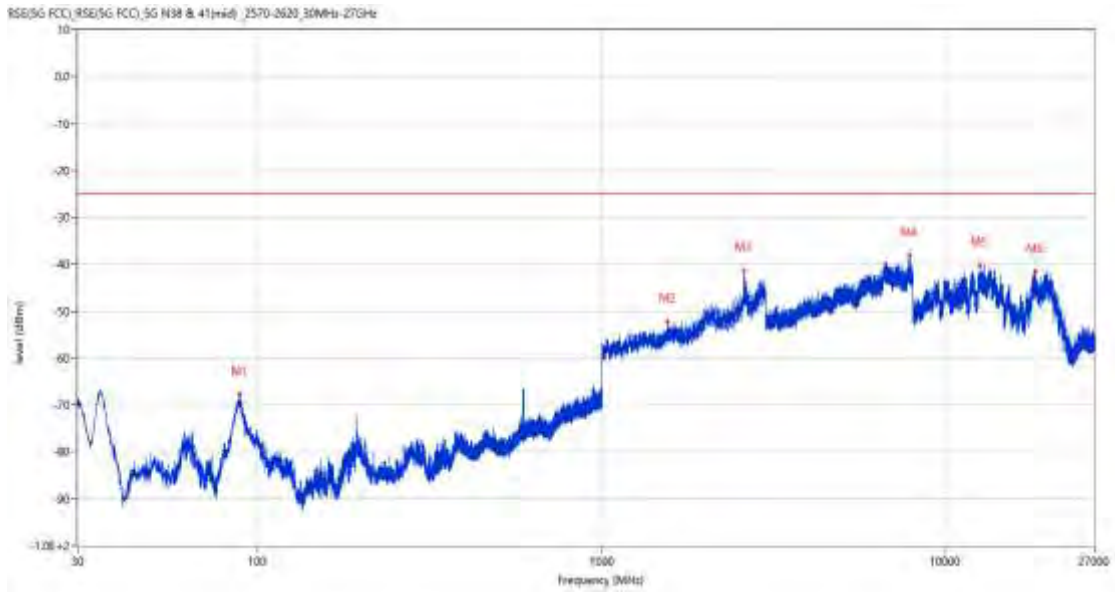
Frequency (MHz)	Result (dBm)	Factor (dB)	PK Limit (dBm)	Over Limit (dB)	Table (o)	ANT	EUT	Verdict
205.570	-68.87	-16.18	-25.0	-43.87	67.00	Horizontal	Horizontal	Pass
1347.400	-53.49	-0.19	-25.0	-28.49	159.00	Horizontal	Horizontal	Pass
2591.200	-38.35	9.54	-25.0	-13.35	322.00	Horizontal	Horizontal	N/A
6844.500	-38.46	14.08	-25.0	-13.46	353.00	Horizontal	Horizontal	Pass
13398.901	-40.35	17.00	-25.0	-15.35	96.00	Horizontal	Horizontal	Pass
19783.801	-40.22	12.94	-25.0	-15.22	186.00	Horizontal	Horizontal	Pass

RSE-H&V n41 BW20 PI/2 BPSK CH518598



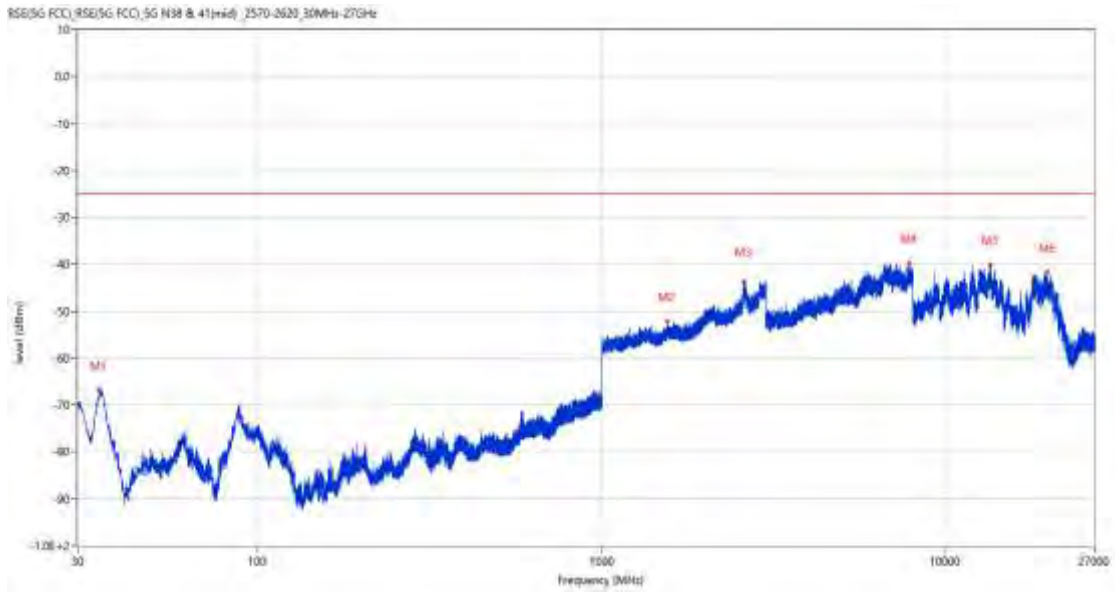
Frequency (MHz)	Result (dBm)	Factor (dB)	PK Limit (dBm)	Over Limit (dB)	Table (o)	ANT	EUT	Verdict
193.396	-69.75	-16.07	-25.0	-44.75	51.00	Horizontal	Vertical	Pass
1578.400	-52.64	0.35	-25.0	-27.64	20.00	Horizontal	Vertical	Pass
2590.500	-39.54	9.53	-25.0	-14.54	188.00	Horizontal	Vertical	N/A
7806.750	-38.50	16.09	-25.0	-13.50	188.00	Horizontal	Vertical	Pass
13370.550	-40.15	16.73	-25.0	-15.15	64.00	Horizontal	Vertical	Pass
20045.699	-41.84	12.95	-25.0	-16.84	-1.00	Horizontal	Vertical	Pass

RSE-V&V n41 BW20 PI/2 BPSK CH518598



Frequency (MHz)	Result (dBm)	Factor (dB)	PK Limit (dBm)	Over Limit (dB)	Table (o)	ANT	EUT	Verdict
88.733	-67.73	-20.12	-25.0	-42.73	51.00	Vertical	Vertical	Pass
1553.600	-52.14	0.32	-25.0	-27.14	136.00	Vertical	Vertical	Pass
2591.700	-41.28	9.56	-25.0	-16.28	362.00	Vertical	Vertical	N/A
7818.500	-38.09	16.31	-25.0	-13.09	0.00	Vertical	Vertical	Pass
12563.562	-40.04	13.99	-25.0	-15.04	343.00	Vertical	Vertical	Pass
18183.600	-41.56	12.86	-25.0	-16.56	362.00	Vertical	Vertical	Pass

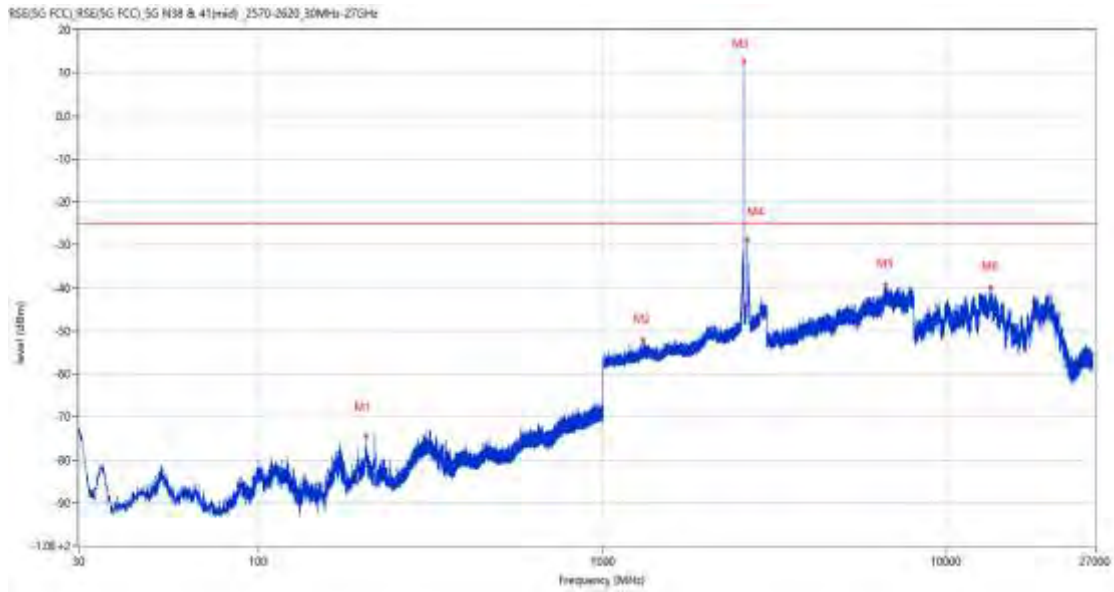
RSE-V&H n41 BW20 PI/2 BPSK CH518598



Frequency (MHz)	Result (dBm)	Factor (dB)	PK Limit (dBm)	Over Limit (dB)	Table (o)	ANT	EUT	Verdict
34.656	-66.74	-23.03	-25.0	-41.74	250.00	Vertical	Horizontal	Pass
1551.200	-52.12	0.25	-25.0	-27.12	141.00	Vertical	Horizontal	Pass
2581.300	-43.60	9.31	-25.0	-18.60	-1.00	Vertical	Horizontal	Pass
7807.000	-39.79	16.15	-25.0	-14.79	244.00	Vertical	Horizontal	Pass
13466.888	-40.21	15.73	-25.0	-15.21	212.00	Vertical	Horizontal	Pass
19786.500	-41.60	12.94	-25.0	-16.60	151.00	Vertical	Horizontal	Pass

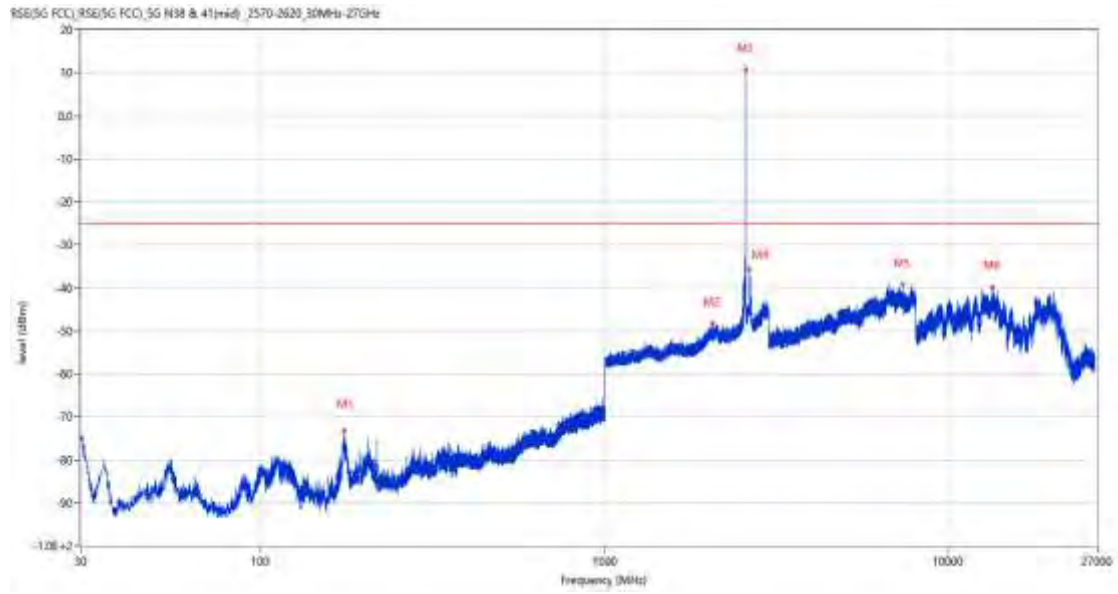
25.2 n41 BW60, Middle Channel

RSE-H&H n41 BW60 PI/2 BPSK CH518598



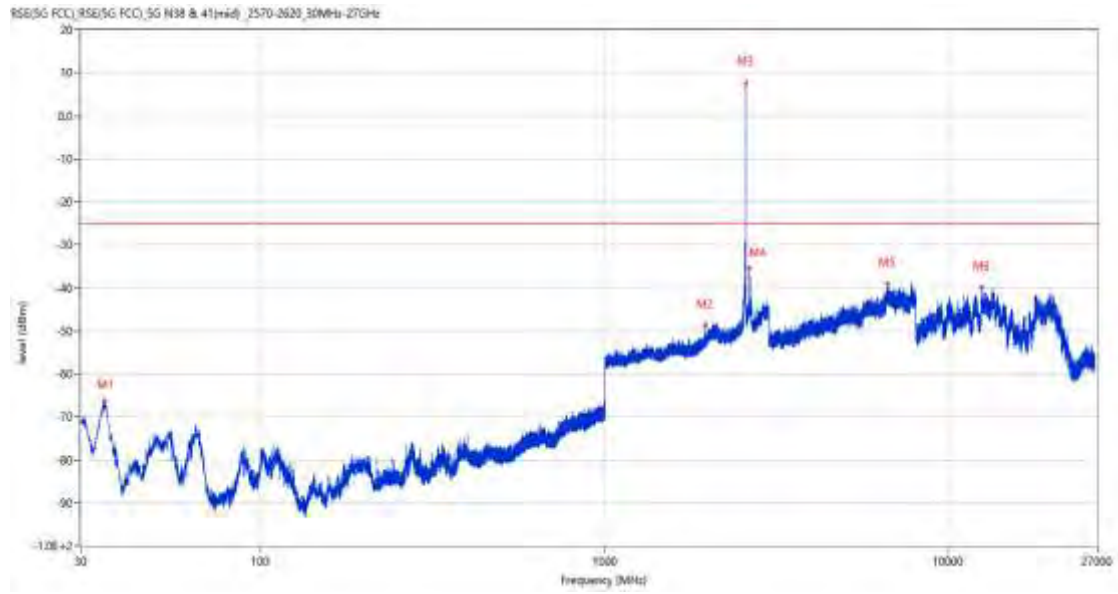
Frequency (MHz)	Result (dBm)	Factor (dB)	PK Limit (dBm)	Over Limit (dB)	Table (o)	ANT	EUT	Verdict
205.279	-74.45	-16.11	-25.0	-49.45	73.00	Horizontal	Horizontal	Pass
1305.000	-52.10	-0.30	-25.0	-27.10	341.00	Horizontal	Horizontal	Pass
2564.700	12.45	8.91	-25.0	37.45	193.00	Horizontal	Horizontal	N/A
2625.300	-28.79	10.10	-25.0	-3.79	149.00	Horizontal	Horizontal	N/A
6635.250	-39.32	14.96	-25.0	-14.32	10.00	Horizontal	Horizontal	Pass
13391.549	-39.97	16.93	-25.0	-14.97	255.00	Horizontal	Horizontal	Pass

RSE-H&V n41 BW60 PI/2 BPSK CH518598



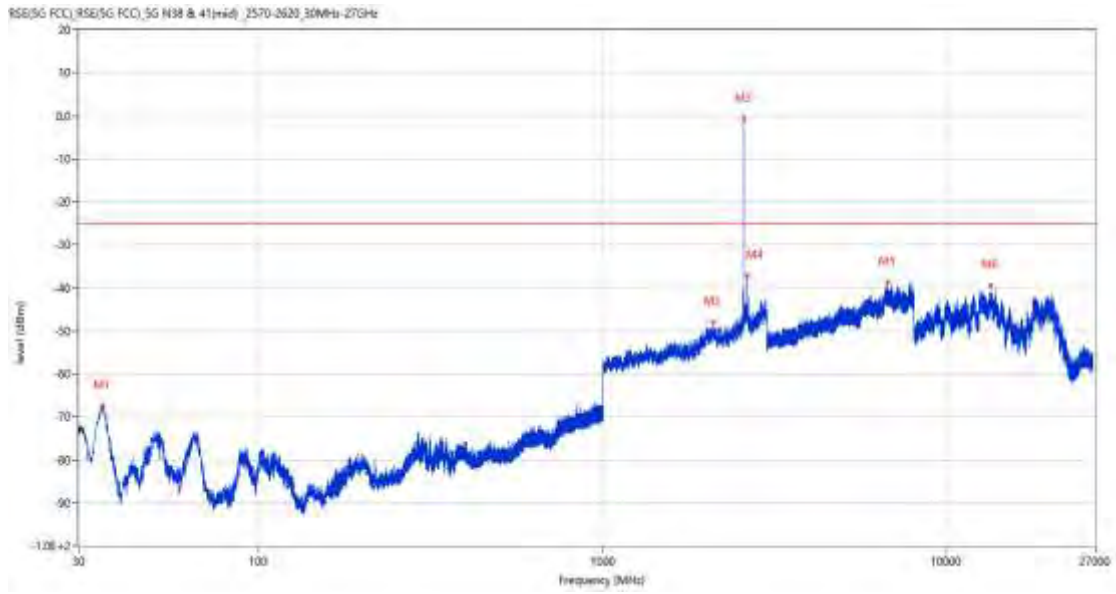
Frequency (MHz)	Result (dBm)	Factor (dB)	PK Limit (dBm)	Over Limit (dB)	Table (o)	ANT	EUT	Verdict
174.627	-73.45	-19.30	-25.0	-48.45	-3.00	Horizontal	Vertical	Pass
2053.100	-48.30	4.26	-25.0	-23.30	354.00	Horizontal	Vertical	Pass
2564.700	10.76	8.91	-25.0	35.76	214.00	Horizontal	Vertical	N/A
2636.000	-35.53	8.19	-25.0	-10.53	178.00	Horizontal	Vertical	N/A
7326.750	-39.32	13.94	-25.0	-14.32	15.00	Horizontal	Vertical	Pass
13400.475	-39.98	17.00	-25.0	-14.98	299.00	Horizontal	Vertical	Pass

RSE-V&V n41 BW60 PI/2 BPSK CH518598



Frequency (MHz)	Result (dBm)	Factor (dB)	PK Limit (dBm)	Over Limit (dB)	Table (o)	ANT	EUT	Verdict
35.190	-66.34	-22.86	-25.0	-41.34	335.00	Vertical	Vertical	Pass
1961.200	-48.72	2.70	-25.0	-23.72	-1.00	Vertical	Vertical	Pass
2565.000	7.68	8.92	-25.0	32.68	37.00	Vertical	Vertical	N/A
2625.500	-35.48	10.10	-25.0	-10.48	348.00	Vertical	Vertical	N/A
6656.750	-39.07	15.00	-25.0	-14.07	194.00	Vertical	Vertical	Pass
12494.687	-39.86	14.67	-25.0	-14.86	74.00	Vertical	Vertical	Pass

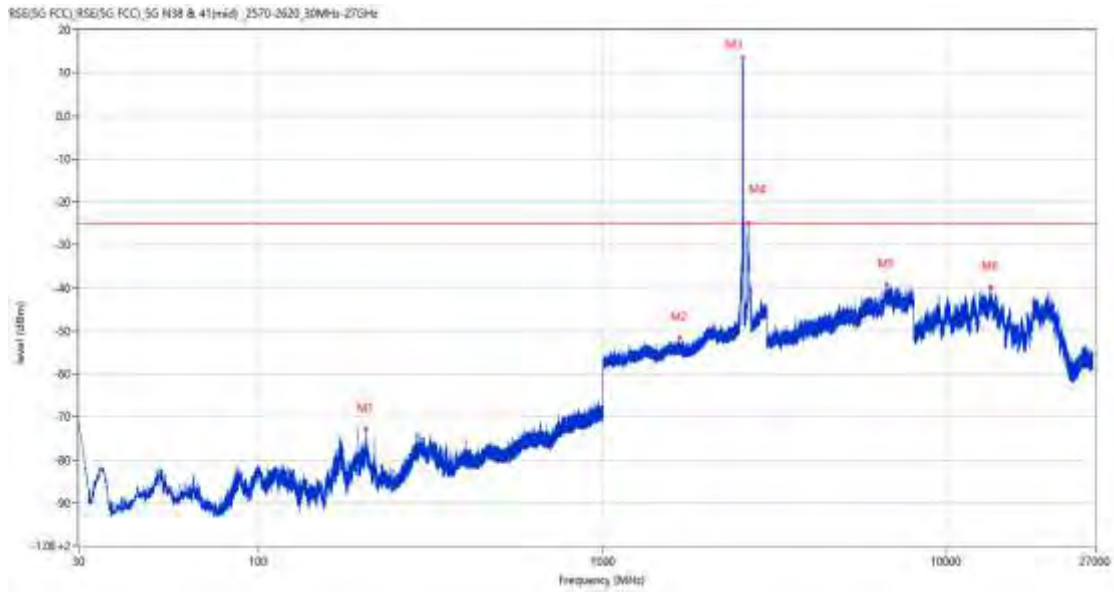
RSE-V&H n41 BW60 PI/2 BPSK CH518598



Frequency (MHz)	Result (dBm)	Factor (dB)	PK Limit (dBm)	Over Limit (dB)	Table (o)	ANT	EUT	Verdict
35.093	-67.41	-22.90	-25.0	-42.41	-3.00	Vertical	Horizontal	Pass
2092.000	-48.12	4.49	-25.0	-23.12	143.00	Vertical	Horizontal	Pass
2564.600	-0.84	8.91	-25.0	24.16	-1.00	Vertical	Horizontal	N/A
2627.600	-37.27	8.69	-25.0	-12.27	20.00	Vertical	Horizontal	N/A
6708.250	-38.84	15.73	-25.0	-13.84	29.00	Vertical	Horizontal	Pass
13401.000	-39.53	16.99	-25.0	-14.53	271.00	Vertical	Horizontal	Pass

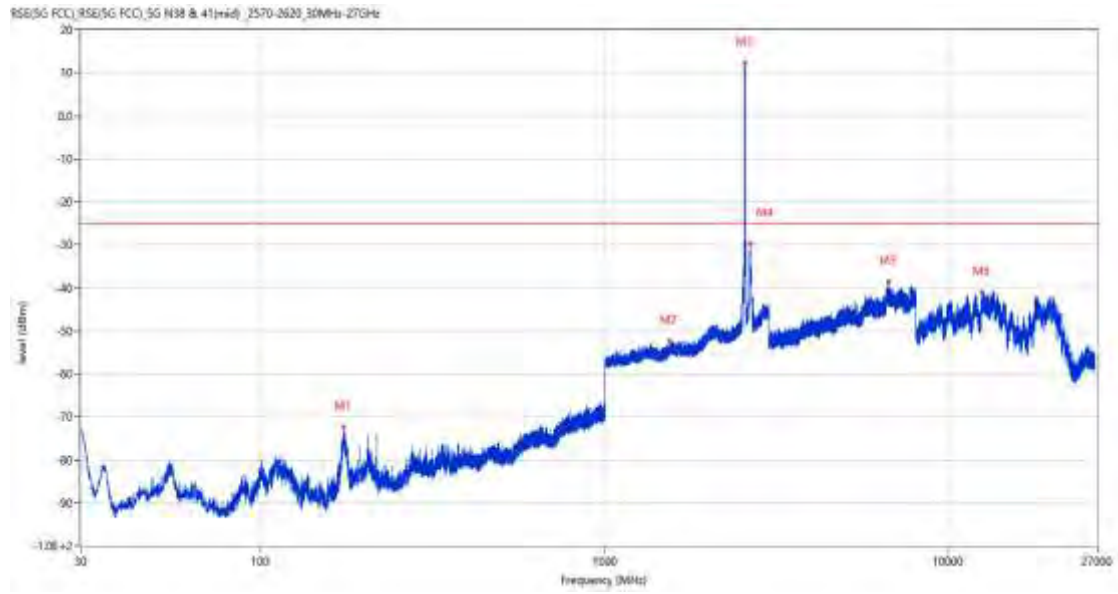
25.3 n41 BW100, Middle Channel

RSE-H&H n41 BW100 PI/2 BPSK CH518598



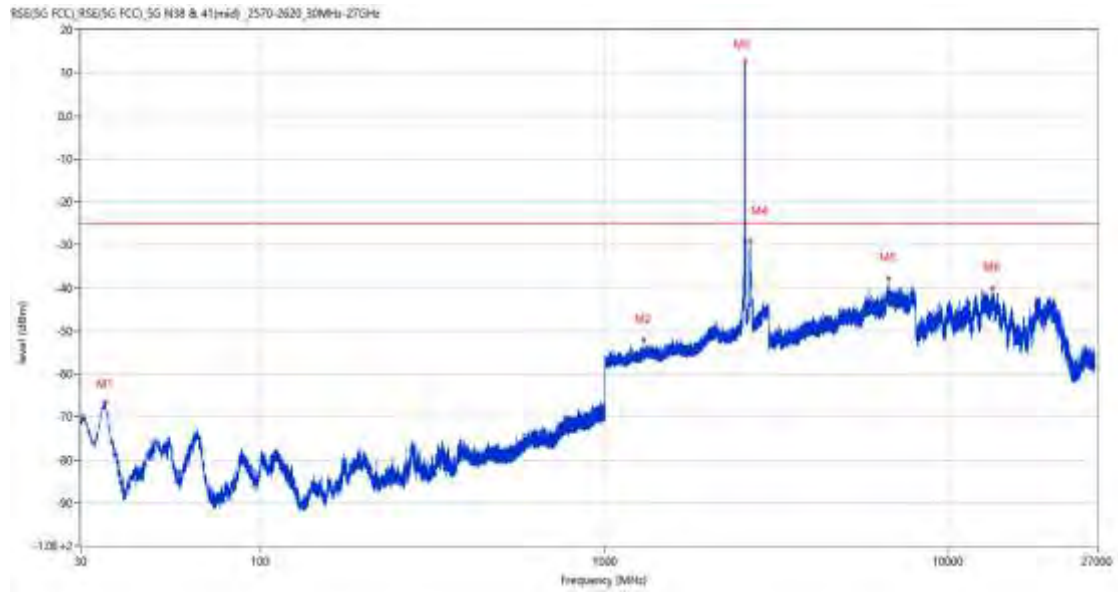
Frequency (MHz)	Result (dBm)	Factor (dB)	PK Limit (dBm)	Over Limit (dB)	Table (o)	ANT	EUT	Verdict
205.085	-72.80	-16.07	-25.0	-47.80	101.00	Horizontal	Horizontal	Pass
1669.900	-51.61	0.10	-25.0	-26.61	131.00	Horizontal	Horizontal	Pass
2553.100	13.39	7.25	-25.0	38.39	150.00	Horizontal	Horizontal	N/A
2646.100	-24.97	9.62	-25.0	0.03	125.00	Horizontal	Horizontal	N/A
6662.000	-39.29	14.81	-25.0	-14.29	235.00	Horizontal	Horizontal	Pass
13400.212	-39.86	17.01	-25.0	-14.86	139.00	Horizontal	Horizontal	Pass

RSE-H&V n41 BW100 PI/2 BPSK CH518598



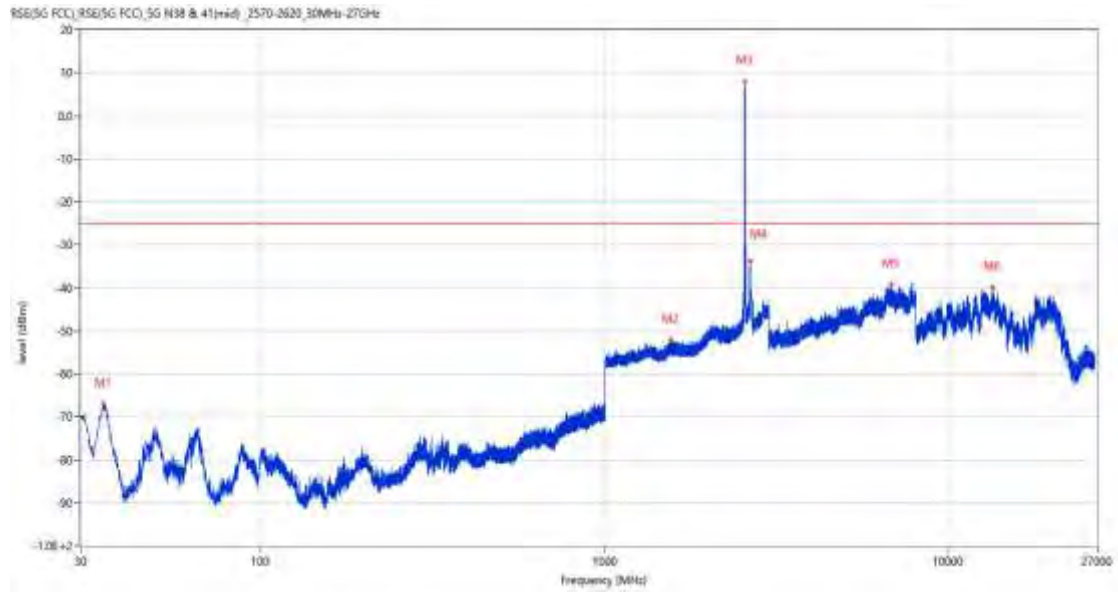
Frequency (MHz)	Result (dBm)	Factor (dB)	PK Limit (dBm)	Over Limit (dB)	Table (o)	ANT	EUT	Verdict
173.948	-72.48	-19.26	-25.0	-47.48	-3.00	Horizontal	Vertical	Pass
1543.000	-52.34	0.14	-25.0	-27.34	-2.00	Horizontal	Vertical	Pass
2553.300	12.30	7.29	-25.0	37.30	207.00	Horizontal	Vertical	N/A
2641.100	-29.63	8.53	-25.0	-4.63	183.00	Horizontal	Vertical	N/A
6667.500	-38.63	14.55	-25.0	-13.63	0.00	Horizontal	Vertical	Pass
12504.188	-40.98	14.65	-25.0	-15.98	251.00	Horizontal	Vertical	Pass

RSE-V&V n41 BW100 PI/2 BPSK CH518598



Frequency (MHz)	Result (dBm)	Factor (dB)	PK Limit (dBm)	Over Limit (dB)	Table (o)	ANT	EUT	Verdict
35.286	-66.63	-22.82	-25.0	-41.63	337.00	Vertical	Vertical	Pass
1295.200	-52.11	-0.60	-25.0	-27.11	311.00	Vertical	Vertical	Pass
2553.100	12.52	7.25	-25.0	37.52	311.00	Vertical	Vertical	N/A
2639.400	-29.10	8.20	-25.0	-4.10	335.00	Vertical	Vertical	N/A
6666.500	-37.92	14.70	-25.0	-12.92	248.00	Vertical	Vertical	Pass
13382.100	-40.18	16.84	-25.0	-15.18	302.00	Vertical	Vertical	Pass

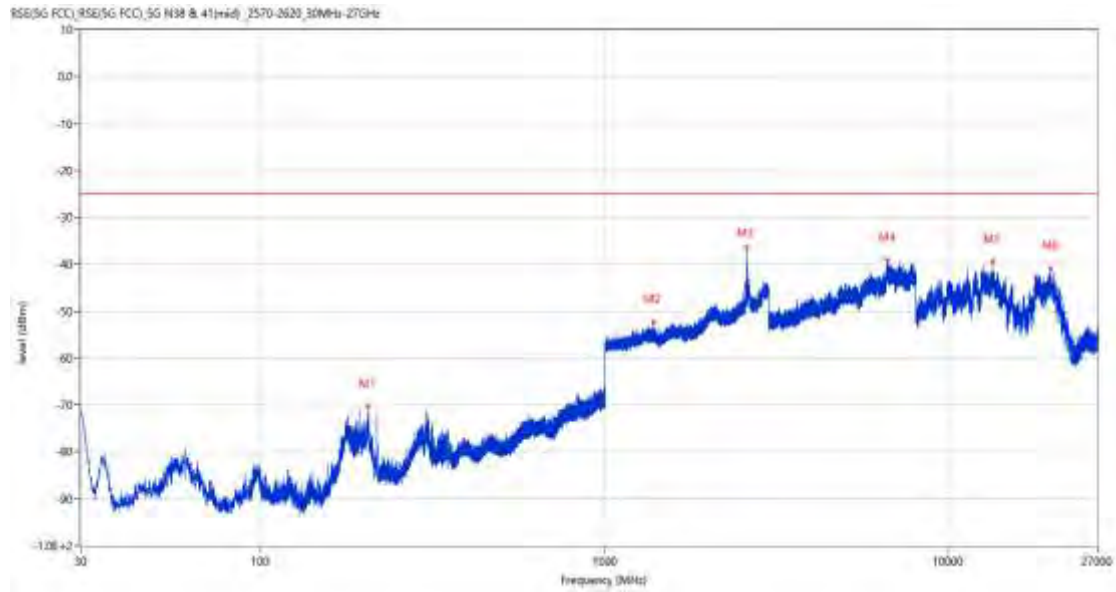
RSE-V&H n41 BW100 PI/2 BPSK CH518598



Frequency (MHz)	Result (dBm)	Factor (dB)	PK Limit (dBm)	Over Limit (dB)	Table (o)	ANT	EUT	Verdict
34.947	-67.07	-22.97	-25.0	-42.07	215.00	Vertical	Horizontal	Pass
1559.300	-52.02	0.28	-25.0	-27.02	154.00	Vertical	Horizontal	Pass
2553.000	7.76	7.23	-25.0	32.76	92.00	Vertical	Horizontal	N/A
2641.300	-33.68	8.53	-25.0	-8.68	43.00	Vertical	Horizontal	N/A
6789.750	-39.27	14.39	-25.0	-14.27	100.00	Vertical	Horizontal	Pass
13389.975	-39.85	16.92	-25.0	-14.85	96.00	Vertical	Horizontal	Pass

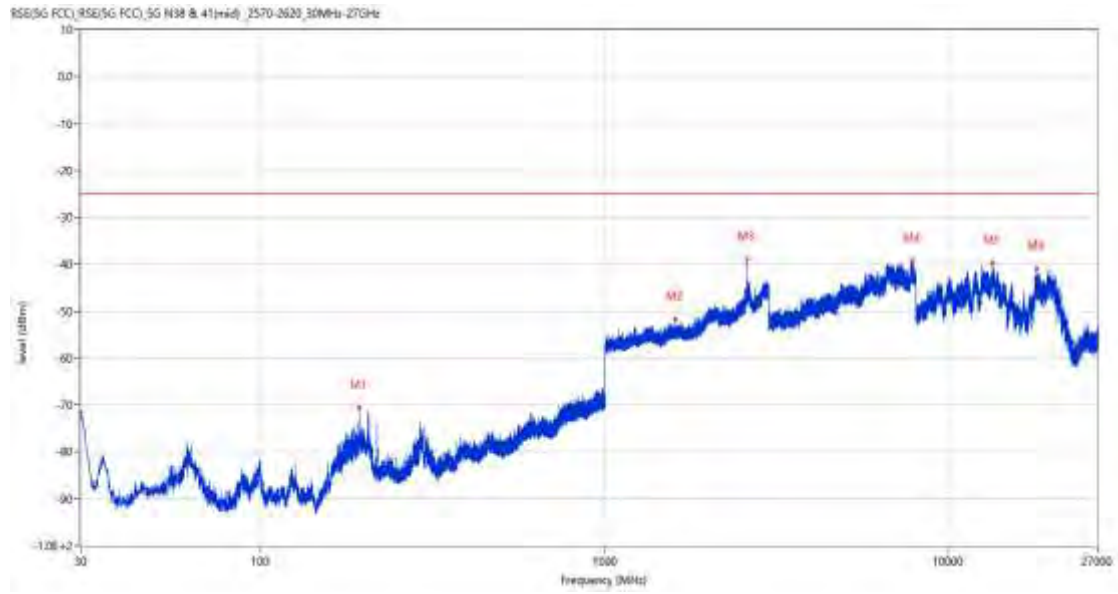
25.4 n41 BW20, Middle Channel

RSE-H&H n41 BW20 QPSK CH518598



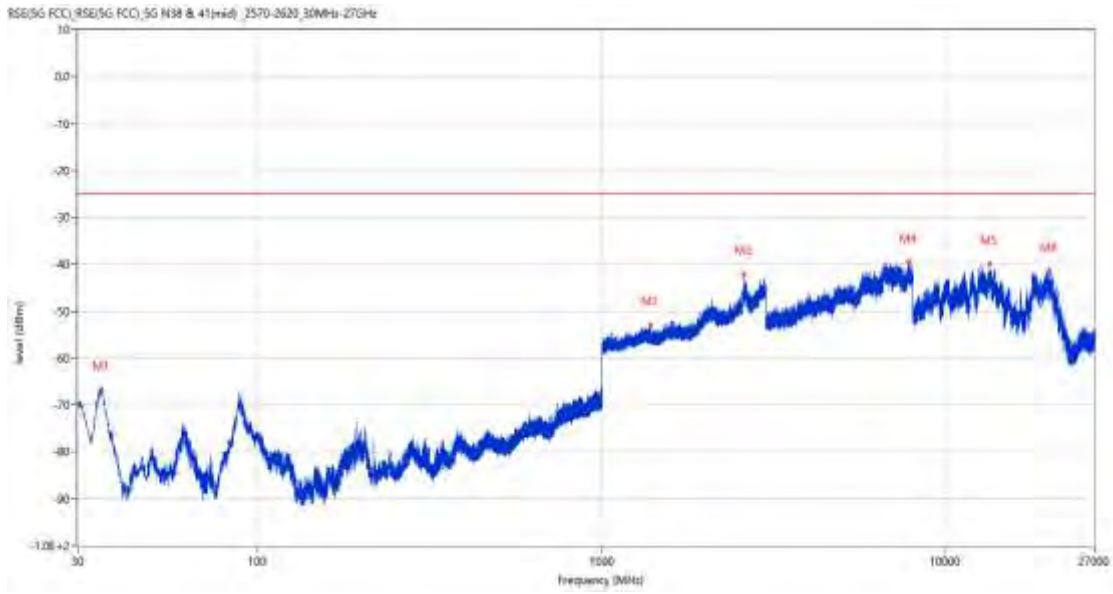
Frequency (MHz)	Result (dBm)	Factor (dB)	PK Limit (dBm)	Over Limit (dB)	Table (o)	ANT	EUT	Verdict
205.473	-70.43	-16.16	-25.0	-45.43	32.00	Horizontal	Horizontal	Pass
1382.200	-52.43	-0.46	-25.0	-27.43	327.00	Horizontal	Horizontal	Pass
2591.300	-36.33	9.55	-25.0	-11.33	135.00	Horizontal	Horizontal	N/A
6651.750	-39.20	15.07	-25.0	-14.20	139.00	Horizontal	Horizontal	Pass
13404.412	-39.56	16.91	-25.0	-14.56	284.00	Horizontal	Horizontal	Pass
19782.001	-40.90	12.94	-25.0	-15.90	304.00	Horizontal	Horizontal	Pass

RSE-H&V n41 BW20 QPSK CH518598



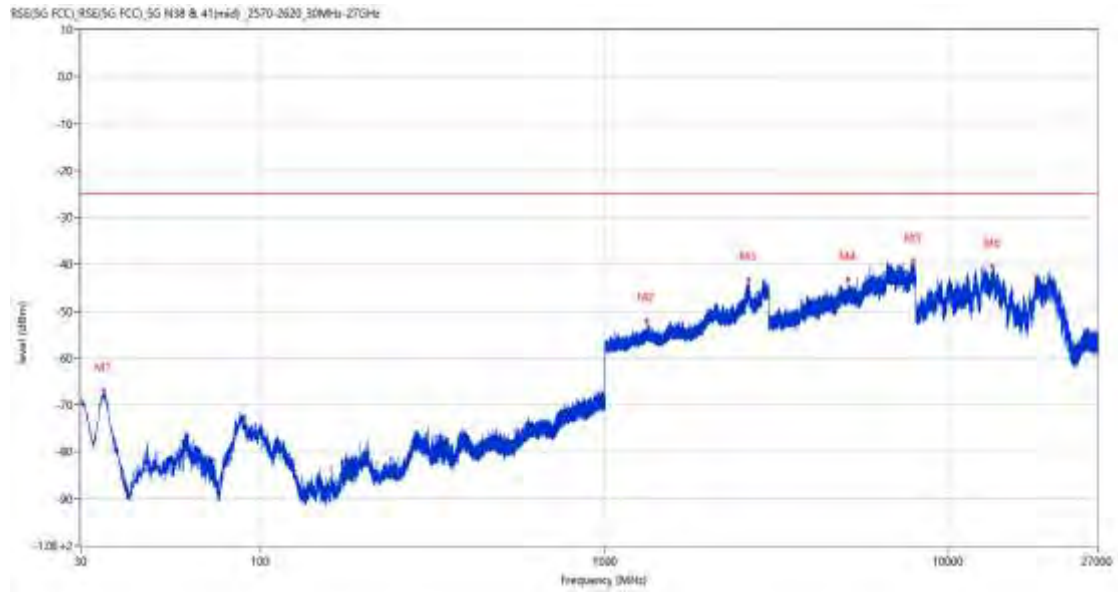
Frequency (MHz)	Result (dBm)	Factor (dB)	PK Limit (dBm)	Over Limit (dB)	Table (o)	ANT	EUT	Verdict
193.348	-70.65	-16.07	-25.0	-45.65	66.00	Horizontal	Vertical	Pass
1600.400	-51.67	0.05	-25.0	-26.67	18.00	Horizontal	Vertical	Pass
2590.900	-38.83	9.54	-25.0	-13.83	176.00	Horizontal	Vertical	N/A
7816.000	-39.31	16.29	-25.0	-14.31	172.00	Horizontal	Vertical	Pass
13381.576	-39.75	16.84	-25.0	-14.75	304.00	Horizontal	Vertical	Pass
17945.137	-41.00	13.97	-25.0	-16.00	221.00	Horizontal	Vertical	Pass

RSE-V&V n41 BW20 QPSK CH518598



Frequency (MHz)	Result (dBm)	Factor (dB)	PK Limit (dBm)	Over Limit (dB)	Table (o)	ANT	EUT	Verdict
35.141	-66.55	-22.88	-25.0	-41.55	301.00	Vertical	Vertical	Pass
1381.000	-52.99	-0.46	-25.0	-27.99	274.00	Vertical	Vertical	Pass
2591.400	-42.13	9.55	-25.0	-17.13	169.00	Vertical	Vertical	N/A
7799.750	-39.53	15.90	-25.0	-14.53	218.00	Vertical	Vertical	Pass
13381.049	-40.00	16.83	-25.0	-15.00	277.00	Vertical	Vertical	Pass
20020.050	-41.38	12.95	-25.0	-16.38	253.00	Vertical	Vertical	Pass

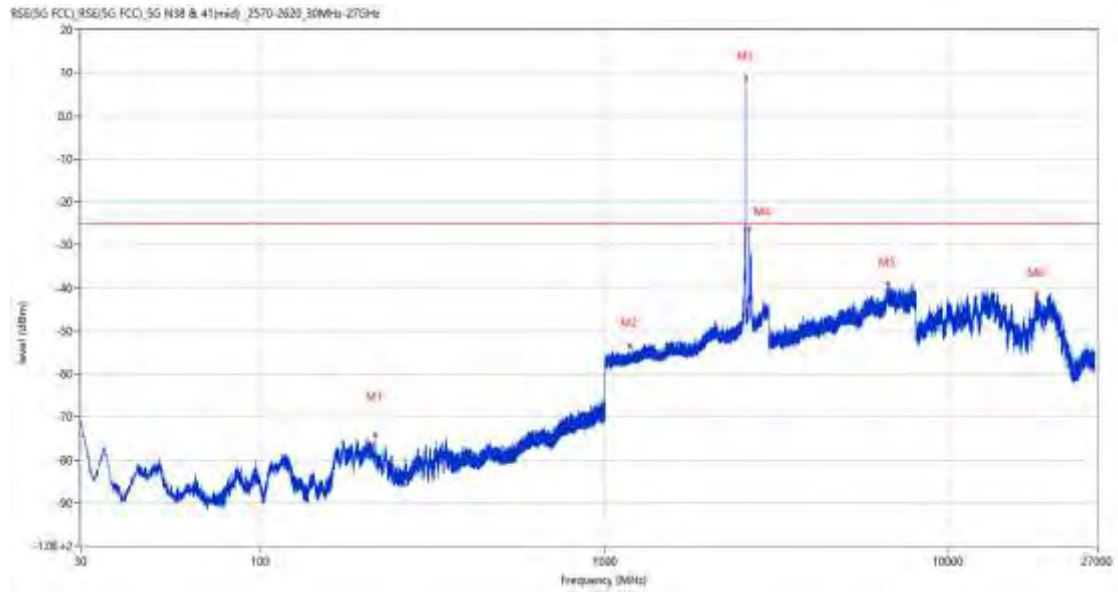
RSE-V&H n41 BW20 QPSK CH518598



Frequency (MHz)	Result (dBm)	Factor (dB)	PK Limit (dBm)	Over Limit (dB)	Table (o)	ANT	EUT	Verdict
34.898	-66.79	-22.98	-25.0	-41.79	232.00	Vertical	Horizontal	Pass
1321.500	-52.02	-0.22	-25.0	-27.02	361.00	Vertical	Horizontal	Pass
2620.800	-43.18	10.04	-25.0	-18.18	362.00	Vertical	Horizontal	Pass
5101.000	-43.20	11.56	-25.0	-18.20	184.00	Vertical	Horizontal	Pass
7868.000	-39.39	14.74	-25.0	-14.39	147.00	Vertical	Horizontal	Pass
13386.825	-40.25	16.89	-25.0	-15.25	63.00	Vertical	Horizontal	Pass

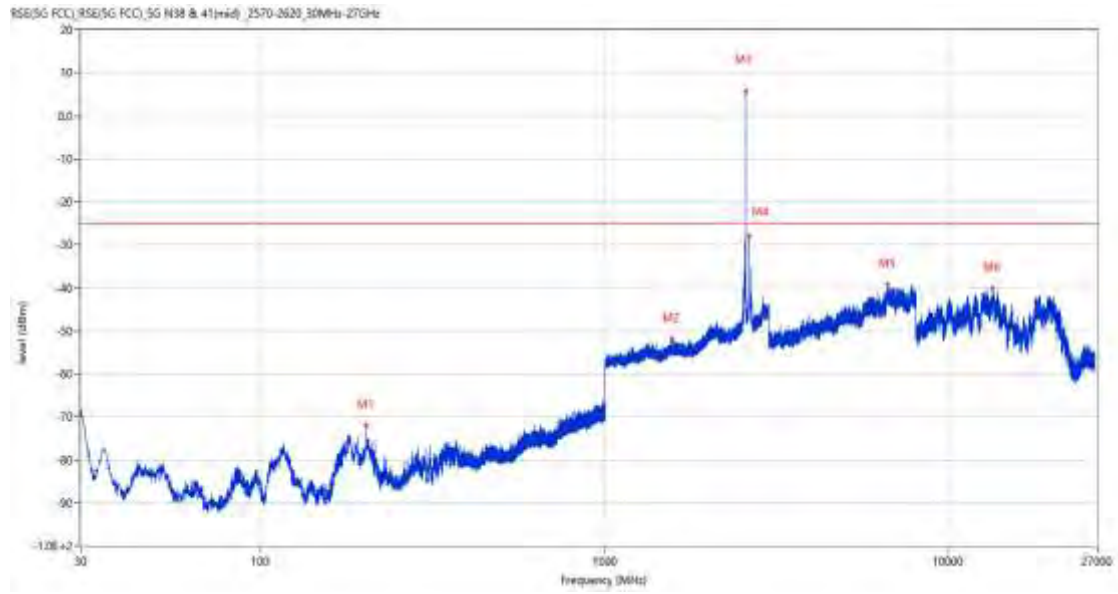
25.5 n41 BW60, Middle Channel

RSE-H&H n41 BW60 QPSK CH518598



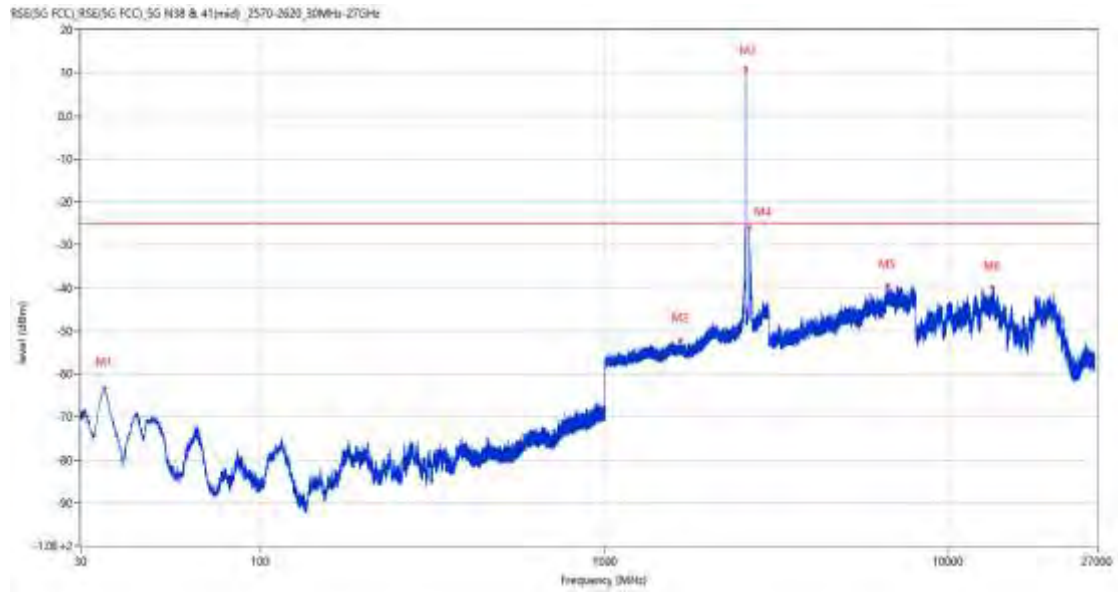
Frequency (MHz)	Result (dBm)	Factor (dB)	PK Limit (dBm)	Over Limit (dB)	Table (o)	ANT	EUT	Verdict
215.028	-74.32	-16.69	-25.0	-49.32	80.00	Horizontal	Horizontal	Pass
1179.500	-53.47	-1.24	-25.0	-28.47	261.00	Horizontal	Horizontal	Pass
2565.000	8.79	8.92	-25.0	33.79	200.00	Horizontal	Horizontal	N/A
2628.900	-26.40	8.49	-25.0	-1.40	305.00	Horizontal	Horizontal	N/A
6631.250	-39.09	14.82	-25.0	-14.09	127.00	Horizontal	Horizontal	Pass
17944.875	-41.52	13.97	-25.0	-16.52	38.00	Horizontal	Horizontal	Pass

RSE-H&V n41 BW60 QPSK CH518598



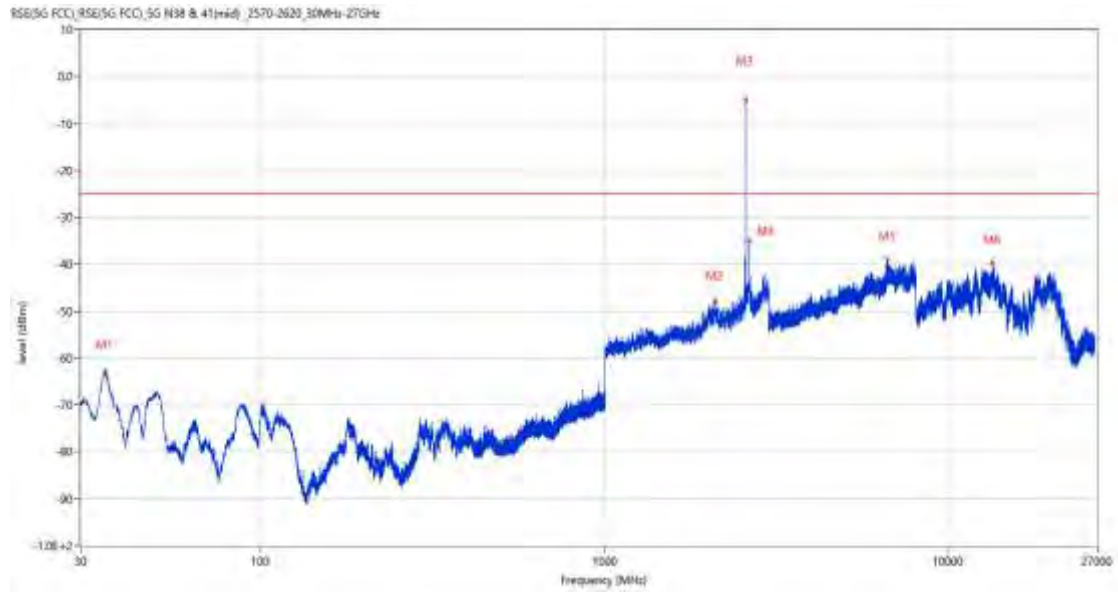
Frequency (MHz)	Result (dBm)	Factor (dB)	PK Limit (dBm)	Over Limit (dB)	Table (o)	ANT	EUT	Verdict
203.048	-72.00	-15.61	-25.0	-47.00	101.00	Horizontal	Vertical	Pass
1566.100	-51.80	0.38	-25.0	-26.80	42.00	Horizontal	Vertical	Pass
2564.800	5.73	8.91	-25.0	30.73	0.00	Horizontal	Vertical	N/A
2629.000	-27.96	8.47	-25.0	-2.96	200.00	Horizontal	Vertical	N/A
6654.500	-39.27	14.94	-25.0	-14.27	211.00	Horizontal	Vertical	Pass
13369.500	-40.19	16.72	-25.0	-15.19	81.00	Horizontal	Vertical	Pass

RSE-V&V n41 BW60 QPSK CH518598



Frequency (MHz)	Result (dBm)	Factor (dB)	PK Limit (dBm)	Over Limit (dB)	Table (o)	ANT	EUT	Verdict
35.093	-63.47	-22.90	-25.0	-38.47	345.00	Vertical	Vertical	Pass
1662.900	-52.07	0.01	-25.0	-27.07	96.00	Vertical	Vertical	Pass
2564.800	10.85	8.91	-25.0	35.85	316.00	Vertical	Vertical	N/A
2626.400	-26.16	9.35	-25.0	-1.16	322.00	Vertical	Vertical	N/A
6654.750	-39.50	14.93	-25.0	-14.50	147.00	Vertical	Vertical	Pass
13375.275	-39.89	16.78	-25.0	-14.89	199.00	Vertical	Vertical	Pass

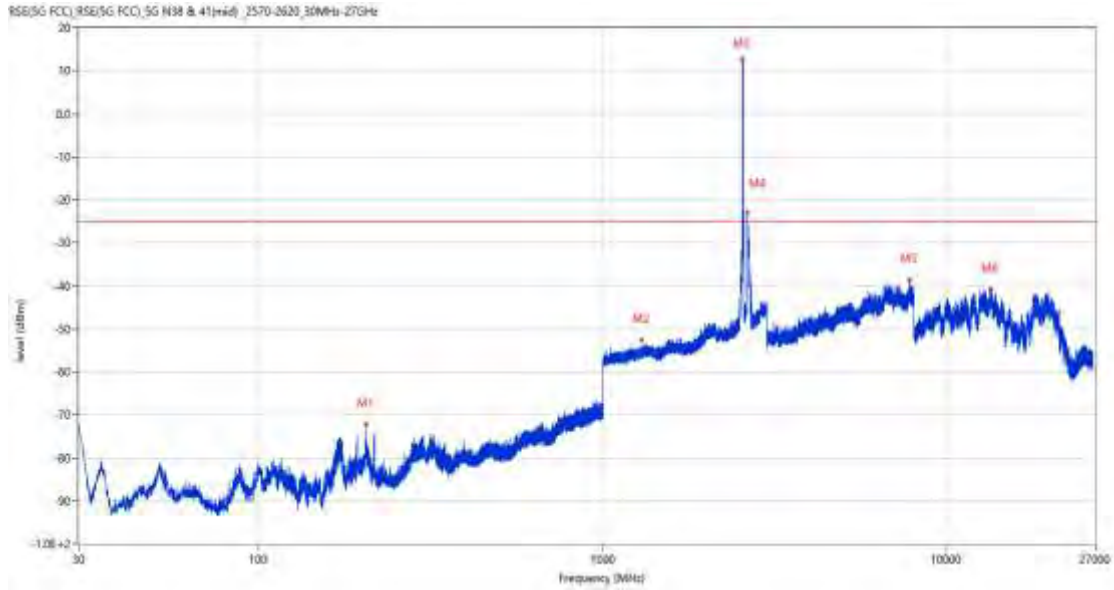
RSE-V&H n41 BW60 QPSK CH518598



Frequency (MHz)	Result (dBm)	Factor (dB)	PK Limit (dBm)	Over Limit (dB)	Table (o)	ANT	EUT	Verdict
35.383	-62.78	-22.78	-25.0	-37.78	-3.00	Vertical	Horizontal	Pass
2091.300	-47.85	4.49	-25.0	-22.85	125.00	Vertical	Horizontal	Pass
2565.000	-5.00	8.92	-25.0	20.00	193.00	Vertical	Horizontal	N/A
2625.400	-35.01	10.10	-25.0	-10.01	205.00	Vertical	Horizontal	N/A
6642.500	-38.89	15.11	-25.0	-13.89	67.00	Vertical	Horizontal	Pass
13389.187	-39.79	16.91	-25.0	-14.79	188.00	Vertical	Horizontal	Pass

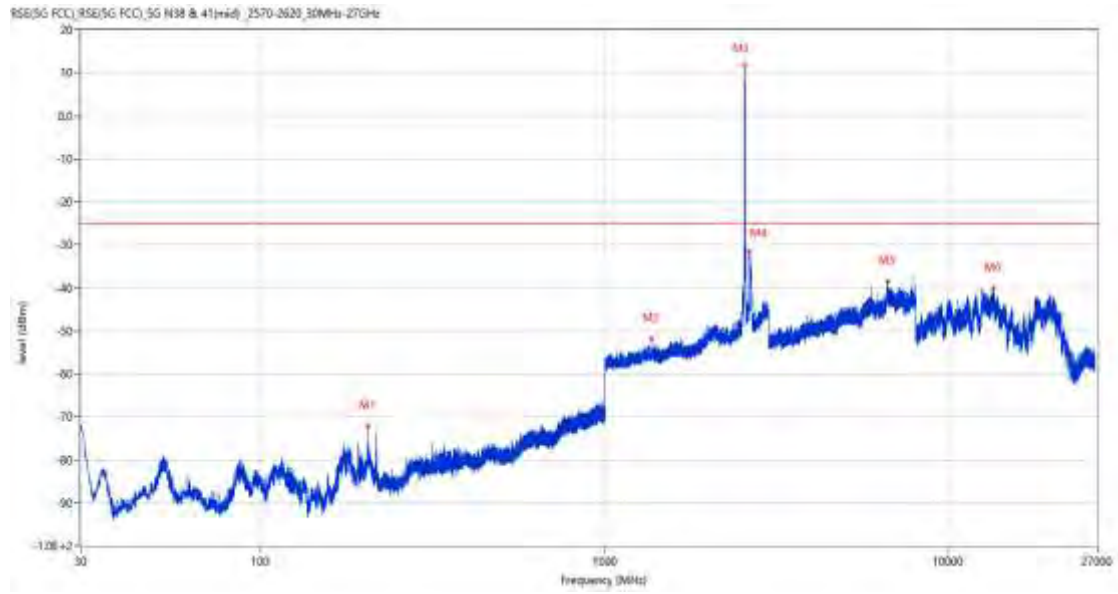
25.6 n41 BW100, Middle Channel

RSE-H&H n41 BW100 QPSK CH518598



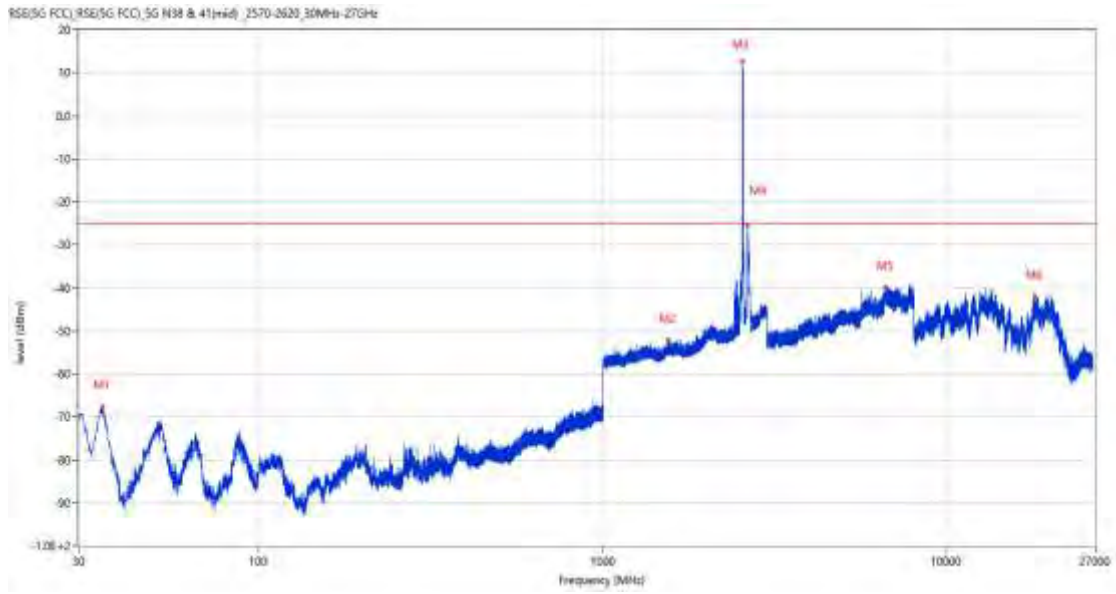
Frequency (MHz)	Result (dBm)	Factor (dB)	PK Limit (dBm)	Over Limit (dB)	Table (o)	ANT	EUT	Verdict
204.842	-72.32	-15.36	-25.0	-47.32	84.00	Horizontal	Horizontal	Pass
1297.700	-52.63	-0.67	-25.0	-27.63	198.00	Horizontal	Horizontal	Pass
2544.800	12.54	6.35	-25.0	37.54	185.00	Horizontal	Horizontal	N/A
2630.700	-22.96	8.22	-25.0	2.04	130.00	Horizontal	Horizontal	N/A
7793.750	-38.63	15.63	-25.0	-13.63	91.00	Horizontal	Horizontal	Pass
13395.225	-40.87	16.97	-25.0	-15.87	300.00	Horizontal	Horizontal	Pass

RSE-H&V n41 BW100 QPSK CH518598



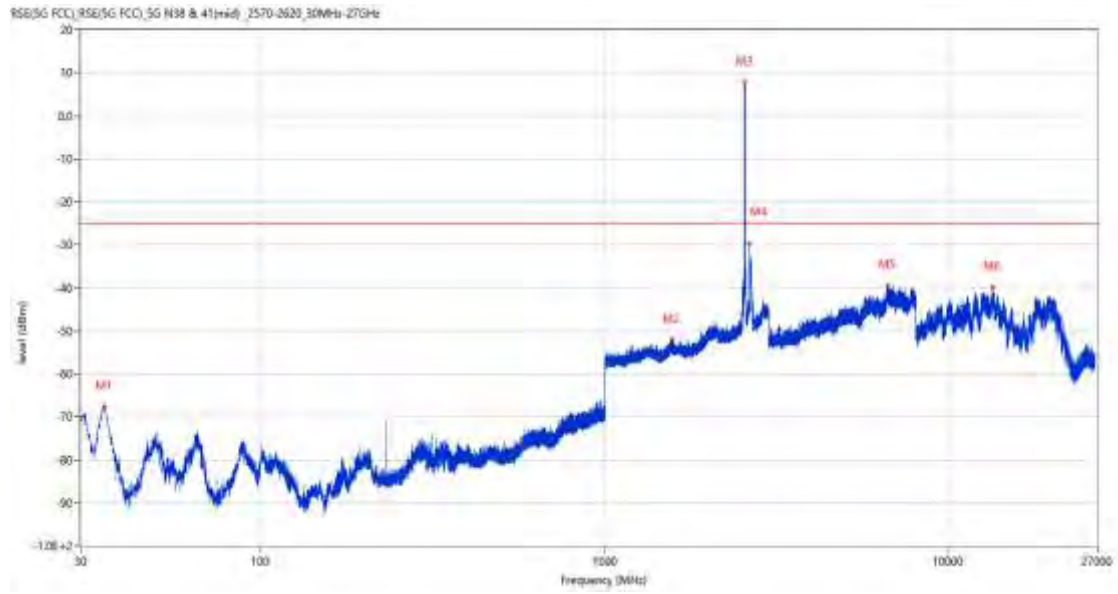
Frequency (MHz)	Result (dBm)	Factor (dB)	PK Limit (dBm)	Over Limit (dB)	Table (o)	ANT	EUT	Verdict
204.600	-72.29	-15.40	-25.0	-47.29	91.00	Horizontal	Vertical	Pass
1370.400	-51.76	-0.49	-25.0	-26.76	362.00	Horizontal	Vertical	Pass
2553.000	11.60	7.23	-25.0	36.60	353.00	Horizontal	Vertical	N/A
2637.500	-31.55	8.32	-25.0	-6.55	361.00	Horizontal	Vertical	N/A
6647.500	-38.55	15.17	-25.0	-13.55	327.00	Horizontal	Vertical	Pass
13451.138	-40.16	15.90	-25.0	-15.16	130.00	Horizontal	Vertical	Pass

RSE-V&V n41 BW100 QPSK CH518598



Frequency (MHz)	Result (dBm)	Factor (dB)	PK Limit (dBm)	Over Limit (dB)	Table (o)	ANT	EUT	Verdict
35.141	-67.61	-22.88	-25.0	-42.61	145.00	Vertical	Vertical	Pass
1547.300	-52.05	0.17	-25.0	-27.05	347.00	Vertical	Vertical	Pass
2544.700	12.51	6.37	-25.0	37.51	316.00	Vertical	Vertical	N/A
2635.200	-25.53	8.31	-25.0	-0.53	310.00	Vertical	Vertical	N/A
6638.000	-39.85	15.03	-25.0	-14.85	61.00	Vertical	Vertical	Pass
17951.699	-41.87	14.05	-25.0	-16.87	196.00	Vertical	Vertical	Pass

RSE-V&H n41 BW100 QPSK CH518598

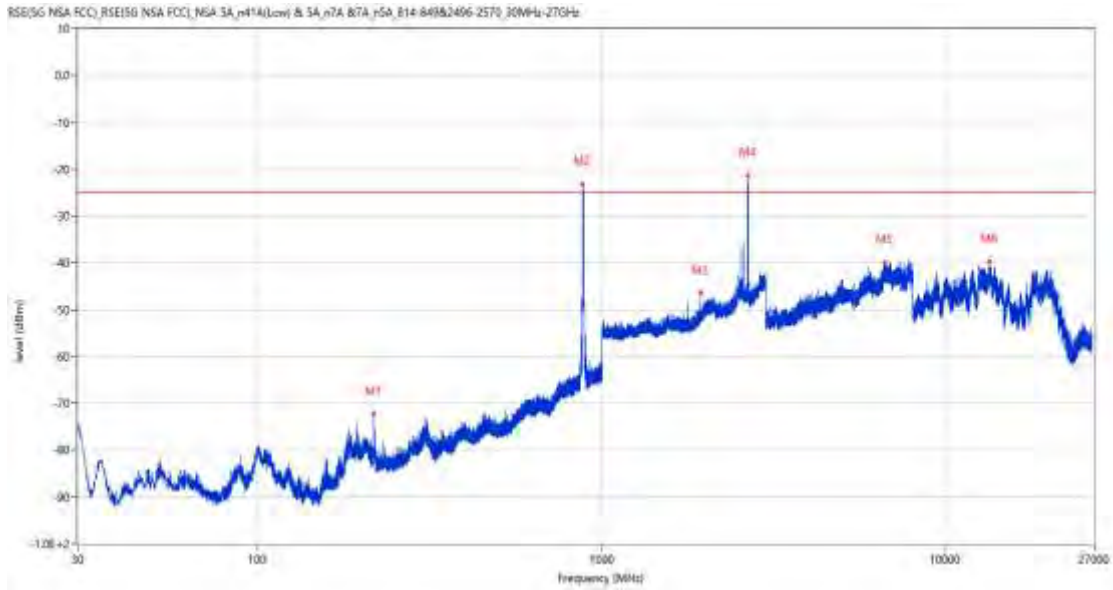


Frequency (MHz)	Result (dBm)	Factor (dB)	PK Limit (dBm)	Over Limit (dB)	Table (o)	ANT	EUT	Verdict
35.190	-67.73	-22.86	-25.0	-42.73	179.00	Vertical	Horizontal	Pass
1568.400	-52.07	0.48	-25.0	-27.07	165.00	Vertical	Horizontal	Pass
2553.200	7.79	7.27	-25.0	32.79	4.00	Vertical	Horizontal	N/A
2626.700	-29.78	9.09	-25.0	-4.78	46.00	Vertical	Horizontal	N/A
6637.750	-39.53	15.06	-25.0	-14.53	285.00	Vertical	Horizontal	Pass
13380.000	-39.96	16.82	-25.0	-14.96	338.00	Vertical	Horizontal	Pass

26 DC_5A_n7A

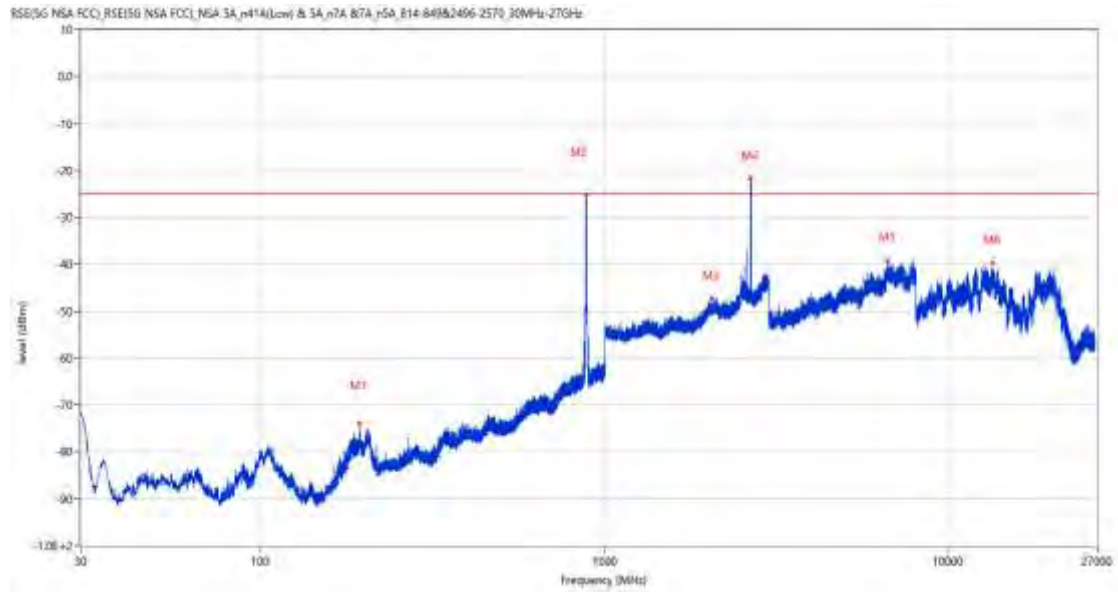
26.1 DC_5A_n7A BW10(LTE)+BW5(NR)

RSE-H&H DC_5A_n7A BW10(LTE)+BW5(NR) PI/2 BPSK



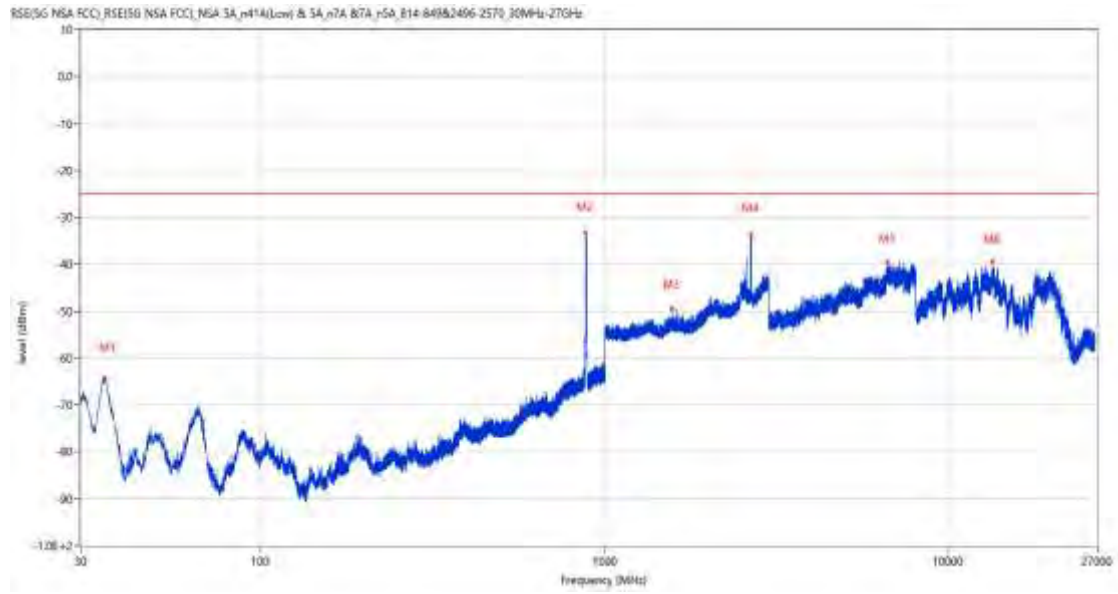
Frequency (MHz)	Result (dBm)	Factor (dB)	PK Limit (dBm)	Over Limit (dB)	Table (o)	ANT	EUT	Verdict
217.938	-72.22	-14.36	-25.0	-47.22	64.29	Horizontal	Horizontal	Pass
881.563	-23.25	4.84	-25.0	1.75	257.14	Horizontal	Horizontal	N/A
1935.000	-46.37	2.80	-25.0	-21.37	115.71	Horizontal	Horizontal	Pass
2655.500	-21.37	9.56	-25.0	3.63	77.14	Horizontal	Horizontal	N/A
6640.500	-39.82	15.03	-25.0	-14.82	360.00	Horizontal	Horizontal	Pass
13400.212	-39.69	17.01	-25.0	-14.69	51.43	Horizontal	Horizontal	Pass

RSE-H&V DC_5A_n7A BW10(LTE)+BW5(NR) PI/2 BPSK



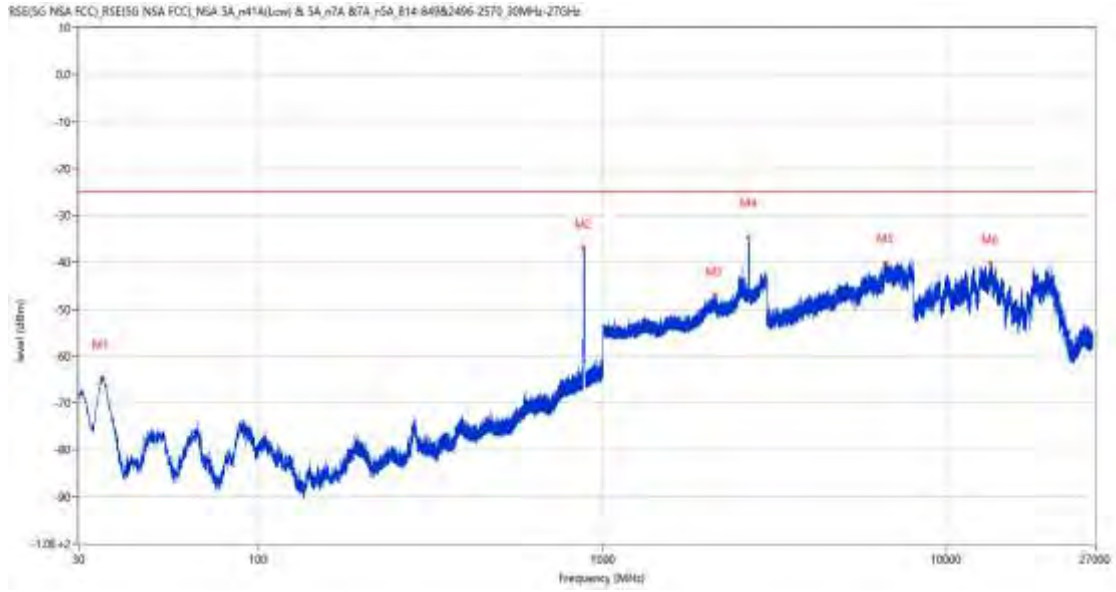
Frequency (MHz)	Result (dBm)	Factor (dB)	PK Limit (dBm)	Over Limit (dB)	Table (o)	ANT	EUT	Verdict
193.494	-73.92	-14.05	-25.0	-48.92	231.43	Horizontal	Vertical	Pass
884.521	-25.15	4.93	-25.0	-0.15	244.29	Horizontal	Vertical	N/A
2046.000	-47.48	5.00	-25.0	-22.48	347.14	Horizontal	Vertical	Pass
2654.500	-21.72	9.75	-25.0	3.28	295.71	Horizontal	Vertical	N/A
6646.250	-39.21	15.25	-25.0	-14.21	38.57	Horizontal	Vertical	Pass
13392.862	-39.65	16.94	-25.0	-14.65	0.00	Horizontal	Vertical	Pass

RSE-V&V DC_5A_n7A BW10(LTE)+BW5(NR) PI/2 BPSK



Frequency (MHz)	Result (dBm)	Factor (dB)	PK Limit (dBm)	Over Limit (dB)	Table (o)	ANT	EUT	Verdict
35.093	-64.38	-22.15	-25.0	-39.38	205.71	Vertical	Vertical	Pass
877.198	-33.38	4.67	-25.0	-8.38	180.00	Vertical	Vertical	N/A
1570.600	-49.53	1.96	-25.0	-24.53	128.57	Vertical	Vertical	Pass
2654.700	-33.75	9.73	-25.0	-8.75	64.29	Vertical	Vertical	N/A
6647.000	-39.56	15.27	-25.0	-14.56	141.43	Vertical	Vertical	Pass
13380.263	-39.49	16.82	-25.0	-14.49	0.00	Vertical	Vertical	Pass

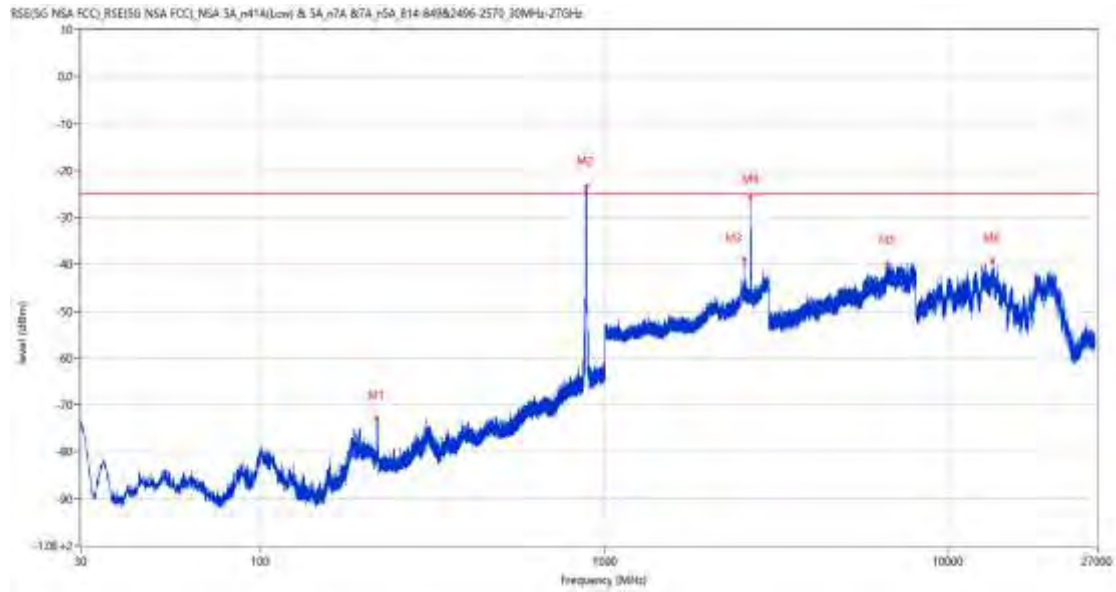
RSE-V&H DC_5A_n7A BW10(LTE)+BW5(NR) PI/2 BPSK



Frequency (MHz)	Result (dBm)	Factor (dB)	PK Limit (dBm)	Over Limit (dB)	Table (o)	ANT	EUT	Verdict
35.141	-64.56	-22.13	-25.0	-39.56	141.43	Vertical	Horizontal	Pass
880.447	-36.90	4.86	-25.0	-11.90	192.86	Vertical	Horizontal	N/A
2117.900	-47.05	5.64	-25.0	-22.05	115.71	Vertical	Horizontal	Pass
2653.900	-34.78	9.76	-25.0	-9.78	218.57	Vertical	Horizontal	N/A
6649.750	-40.18	15.14	-25.0	-15.18	0.00	Vertical	Horizontal	Pass
13402.838	-40.14	16.95	-25.0	-15.14	257.14	Vertical	Horizontal	Pass

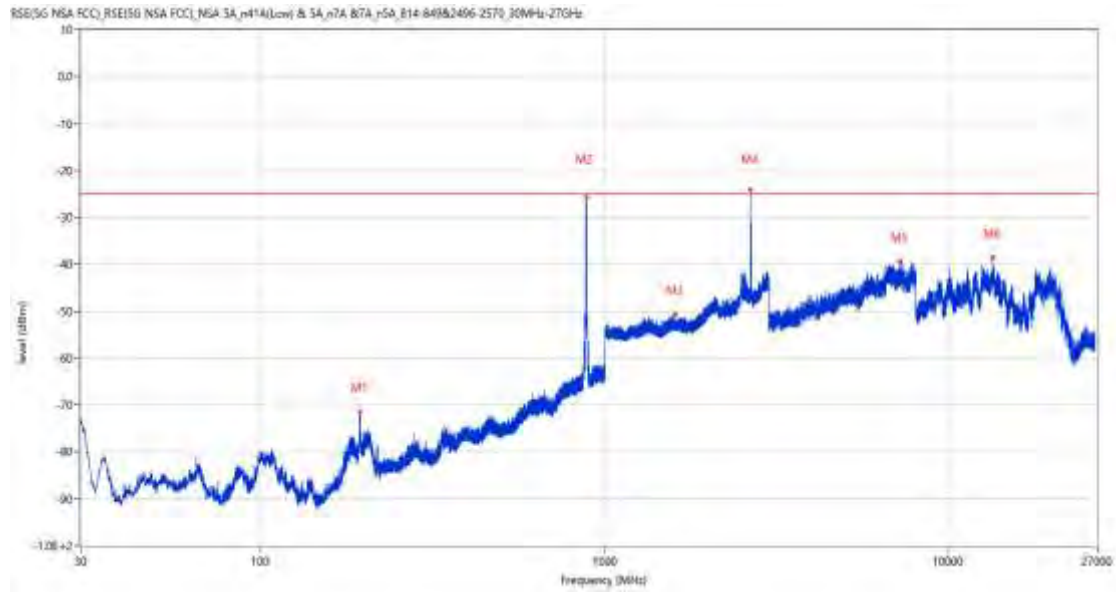
26.2 DC_5A_n7A BW10(LTE)+BW15(NR)

RSE-H&H DC_5A_n7A BW10(LTE)+BW15(NR) PI/2 BPSK



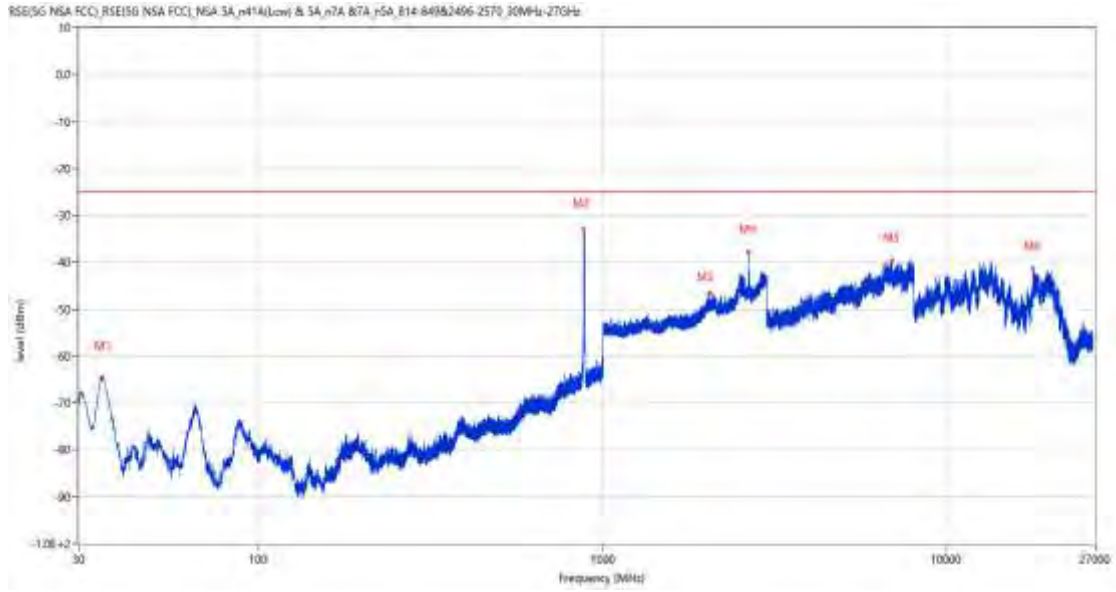
Frequency (MHz)	Result (dBm)	Factor (dB)	PK Limit (dBm)	Over Limit (dB)	Table (o)	ANT	EUT	Verdict
218.034	-72.76	-14.35	-25.0	-47.76	51.43	Horizontal	Horizontal	Pass
885.152	-23.43	4.92	-25.0	1.57	257.14	Horizontal	Horizontal	N/A
2536.900	-38.99	10.23	-25.0	-13.99	334.29	Horizontal	Horizontal	N/A
2649.500	-25.67	9.74	-25.0	-0.67	218.57	Horizontal	Horizontal	N/A
6649.750	-39.82	15.14	-25.0	-14.82	231.43	Horizontal	Horizontal	Pass
13388.401	-39.37	16.90	-25.0	-14.37	257.14	Horizontal	Horizontal	Pass

RSE-H&V DC_5A_n7A BW10(LTE)+BW15(NR) PI/2 BPSK



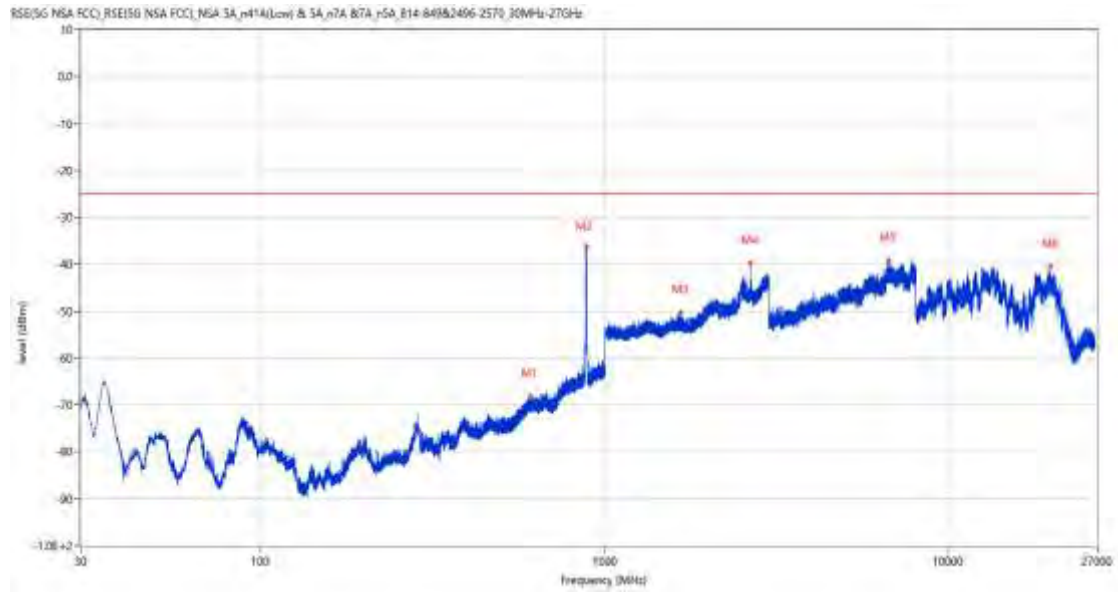
Frequency (MHz)	Result (dBm)	Factor (dB)	PK Limit (dBm)	Over Limit (dB)	Table (o)	ANT	EUT	Verdict
193.833	-71.39	-13.99	-25.0	-46.39	141.43	Horizontal	Vertical	Pass
885.879	-25.59	5.15	-25.0	-0.59	295.71	Horizontal	Vertical	N/A
1606.100	-50.78	1.53	-25.0	-25.78	205.71	Horizontal	Vertical	Pass
2649.700	-24.24	9.76	-25.0	0.76	102.86	Horizontal	Vertical	N/A
7195.750	-39.38	14.82	-25.0	-14.38	0.00	Horizontal	Vertical	Pass
13381.838	-38.52	16.84	-25.0	-13.52	257.14	Horizontal	Vertical	Pass

RSE-V&V DC_5A_n7A BW10(LTE)+BW15(NR) PI/2 BPSK



Frequency (MHz)	Result (dBm)	Factor (dB)	PK Limit (dBm)	Over Limit (dB)	Table (o)	ANT	EUT	Verdict
34.995	-64.51	-22.21	-25.0	-39.51	205.71	Vertical	Vertical	Pass
878.750	-33.16	4.82	-25.0	-8.16	360.00	Vertical	Vertical	N/A
2037.700	-46.63	4.93	-25.0	-21.63	0.00	Vertical	Vertical	Pass
2651.600	-37.90	9.88	-25.0	-12.90	12.86	Vertical	Vertical	N/A
6913.000	-39.74	13.57	-25.0	-14.74	141.43	Vertical	Vertical	Pass
17802.074	-41.27	13.14	-25.0	-16.27	231.43	Vertical	Vertical	Pass

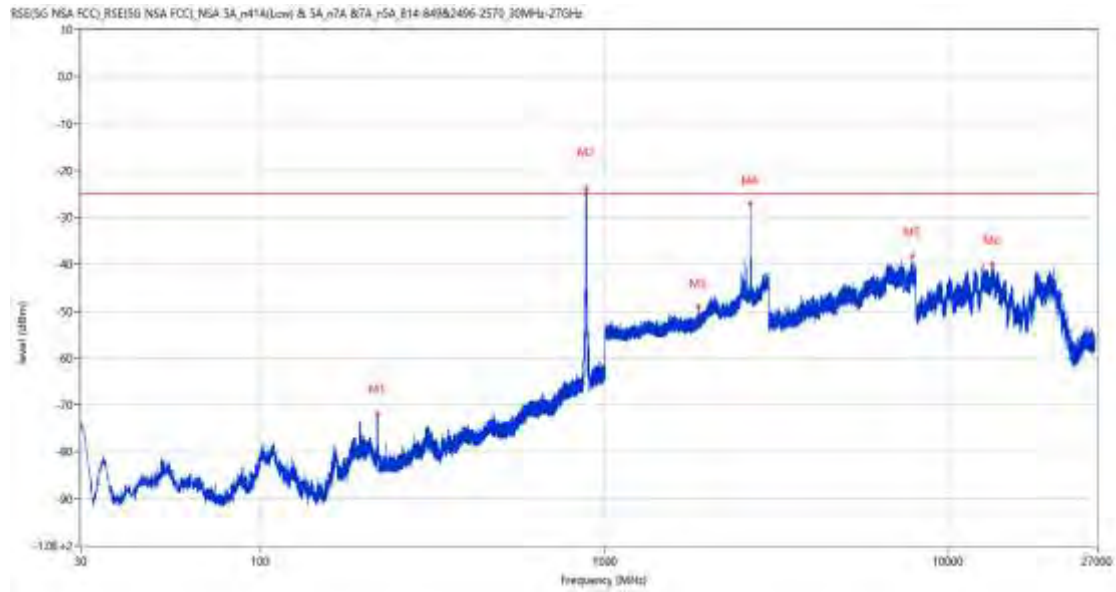
RSE-V&H DC_5A_n7A BW10(LTE)+BW15(NR) PI/2 BPSK



Frequency (MHz)	Result (dBm)	Factor (dB)	PK Limit (dBm)	Over Limit (dB)	Table (o)	ANT	EUT	Verdict
607.829	-68.03	-0.31	-25.0	-43.03	360.00	Vertical	Horizontal	Pass
884.085	-36.13	5.03	-25.0	-11.13	64.29	Vertical	Horizontal	N/A
1657.800	-50.26	1.41	-25.0	-25.26	334.29	Vertical	Horizontal	Pass
2651.600	-39.74	9.88	-25.0	-14.74	180.00	Vertical	Horizontal	N/A
6667.750	-39.07	14.57	-25.0	-14.07	360.00	Vertical	Horizontal	Pass
19767.575	-40.57	12.94	-25.0	-15.57	0.00	Vertical	Horizontal	Pass

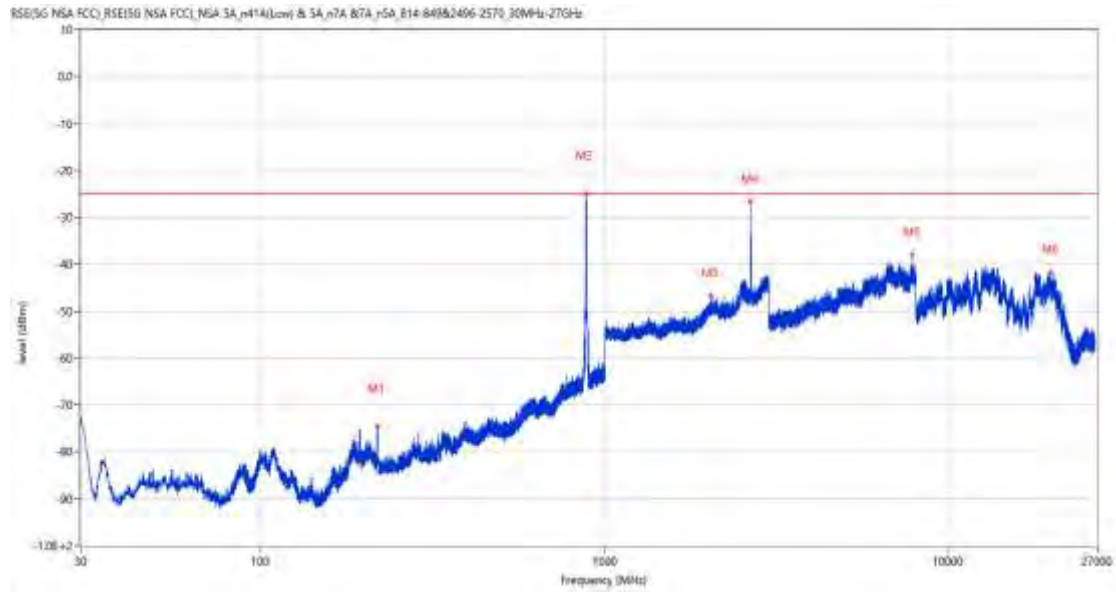
26.3 DC_5A_n7A BW10(LTE)+BW20(NR)

RSE-H&H DC_5A_n7A BW10(LTE)+BW20(NR) PI/2 BPSK



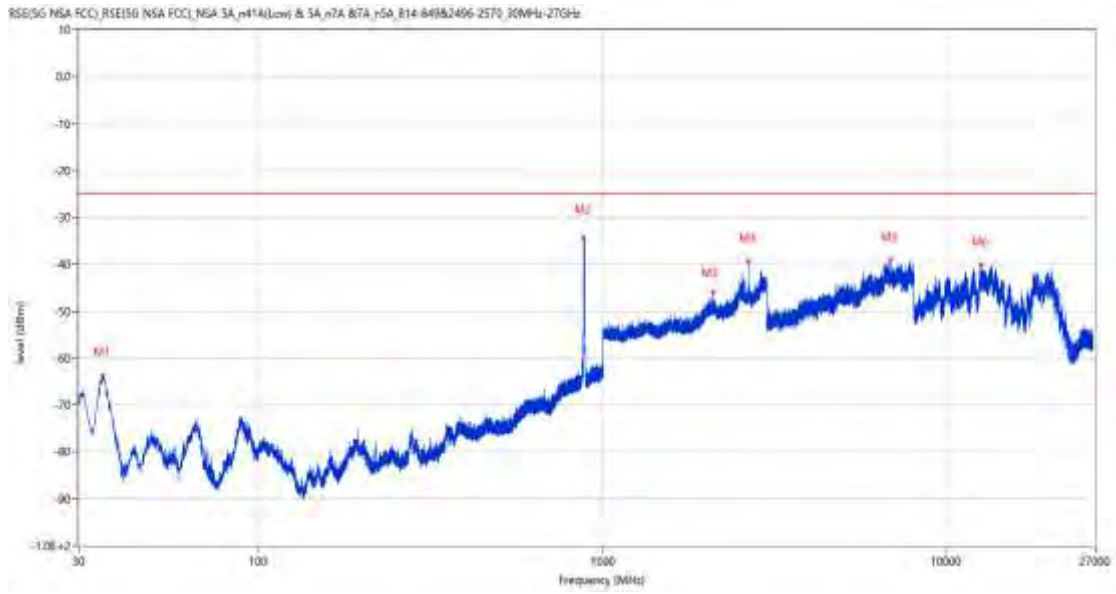
Frequency (MHz)	Result (dBm)	Factor (dB)	PK Limit (dBm)	Over Limit (dB)	Table (o)	ANT	EUT	Verdict
218.132	-71.75	-14.33	-25.0	-46.75	51.43	Horizontal	Horizontal	Pass
885.297	-23.77	4.97	-25.0	1.23	244.29	Horizontal	Horizontal	N/A
1865.100	-49.08	2.23	-25.0	-24.08	90.00	Horizontal	Horizontal	Pass
2649.400	-27.09	9.75	-25.0	-2.09	205.71	Horizontal	Horizontal	N/A
7808.750	-38.36	16.16	-25.0	-13.36	282.86	Horizontal	Horizontal	Pass
13387.875	-39.93	16.90	-25.0	-14.93	282.86	Horizontal	Horizontal	Pass

RSE-H&V DC_5A_n7A BW10(LTE)+BW20(NR) PI/2 BPSK



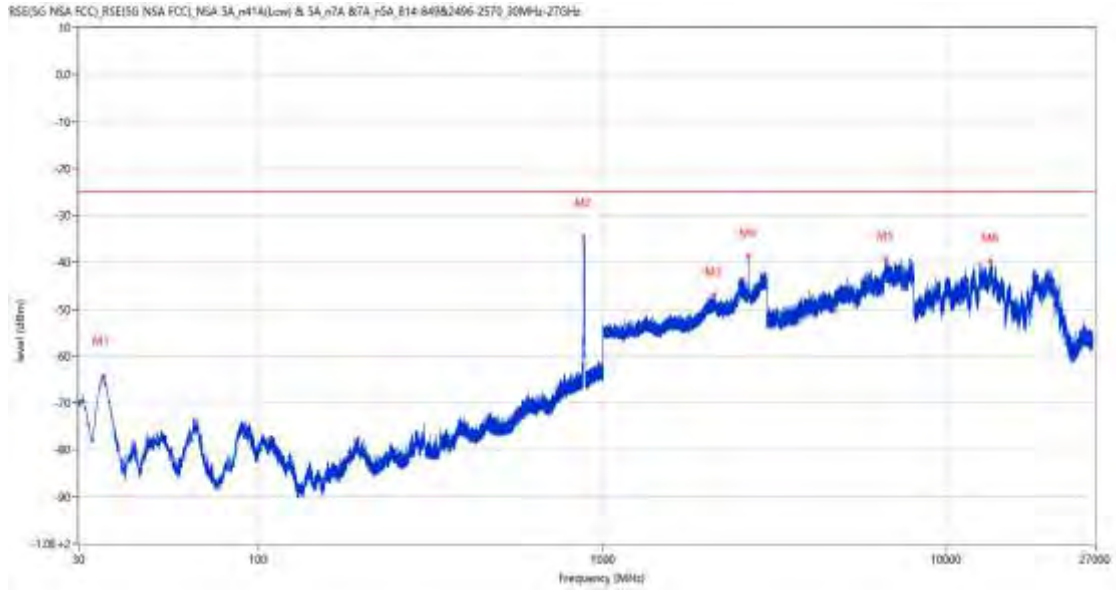
Frequency (MHz)	Result (dBm)	Factor (dB)	PK Limit (dBm)	Over Limit (dB)	Table (o)	ANT	EUT	Verdict
218.083	-74.53	-14.34	-25.0	-49.53	0.00	Horizontal	Vertical	Pass
885.201	-25.06	4.94	-25.0	-0.06	205.71	Horizontal	Vertical	N/A
2031.900	-46.86	4.88	-25.0	-21.86	360.00	Horizontal	Vertical	Pass
2648.000	-26.64	9.83	-25.0	-1.64	128.57	Horizontal	Vertical	N/A
6660.000	-39.28	14.83	-25.0	-14.28	0.00	Horizontal	Vertical	Pass
13372.650	-40.50	16.75	-25.0	-15.50	25.71	Horizontal	Vertical	Pass

RSE-V&V DC_5A_n7A BW10(LTE)+BW20(NR) PI/2 BPSK



Frequency (MHz)	Result (dBm)	Factor (dB)	PK Limit (dBm)	Over Limit (dB)	Table (o)	ANT	EUT	Verdict
35.141	-63.79	-22.13	-25.0	-38.79	102.86	Vertical	Vertical	Pass
877.586	-34.30	4.71	-25.0	-9.30	0.00	Vertical	Vertical	N/A
2091.600	-46.00	5.73	-25.0	-21.00	90.00	Vertical	Vertical	Pass
2648.000	-39.24	9.83	-25.0	-14.24	25.71	Vertical	Vertical	N/A
6854.250	-39.16	14.19	-25.0	-14.16	0.00	Vertical	Vertical	Pass
12561.901	-40.16	13.98	-25.0	-15.16	167.14	Vertical	Vertical	Pass

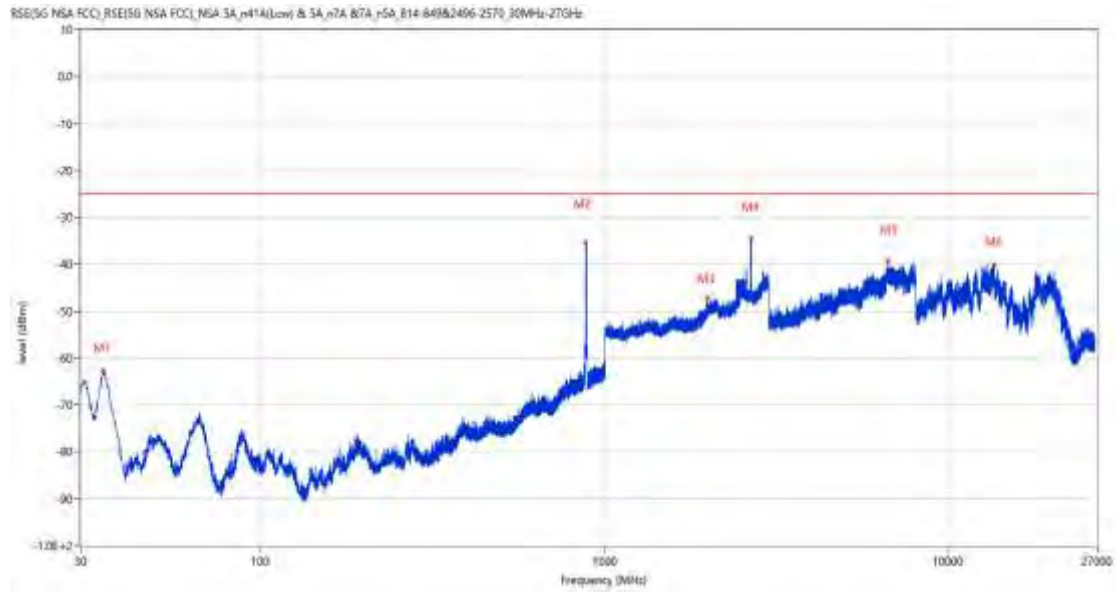
RSE-V&H DC_5A_n7A BW10(LTE)+BW20(NR) PI/2 BPSK



Frequency (MHz)	Result (dBm)	Factor (dB)	PK Limit (dBm)	Over Limit (dB)	Table (o)	ANT	EUT	Verdict
35.432	-64.47	-21.96	-25.0	-39.47	128.57	Vertical	Horizontal	Pass
878.750	-34.75	4.82	-25.0	-9.75	0.00	Vertical	Horizontal	N/A
2101.500	-46.93	5.96	-25.0	-21.93	192.86	Vertical	Horizontal	Pass
2647.400	-38.60	9.85	-25.0	-13.60	218.57	Vertical	Horizontal	N/A
6655.750	-39.28	15.05	-25.0	-14.28	360.00	Vertical	Horizontal	Pass
13396.013	-39.67	16.97	-25.0	-14.67	270.00	Vertical	Horizontal	Pass

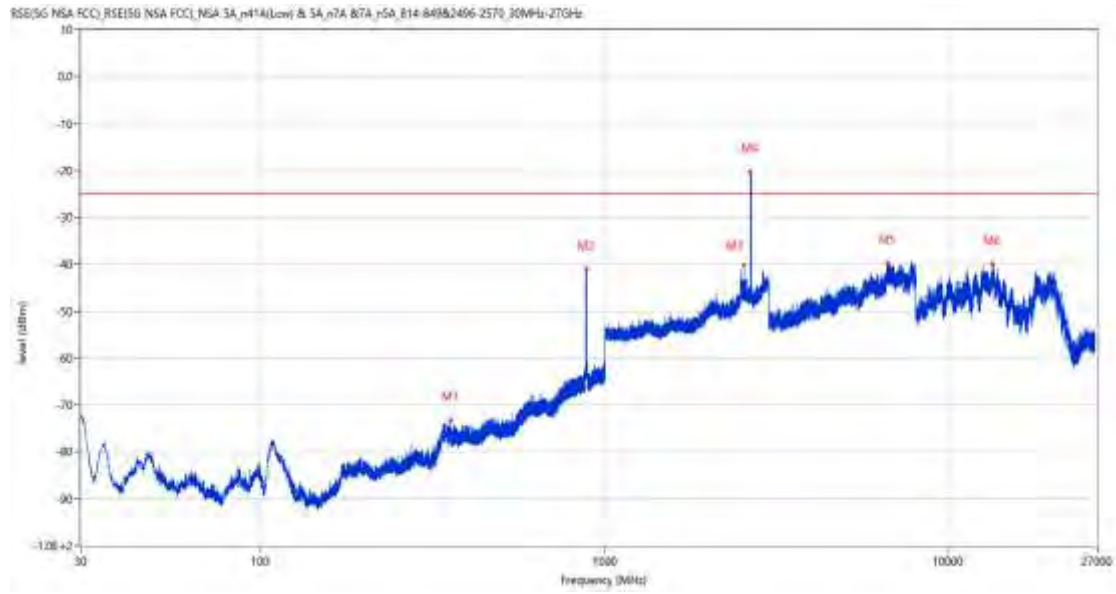
26.4 DC_5A_n7A BW10(LTE)+BW5(NR)

RSE-H&H DC_5A_n7A BW10(LTE)+BW5(NR) QPSK



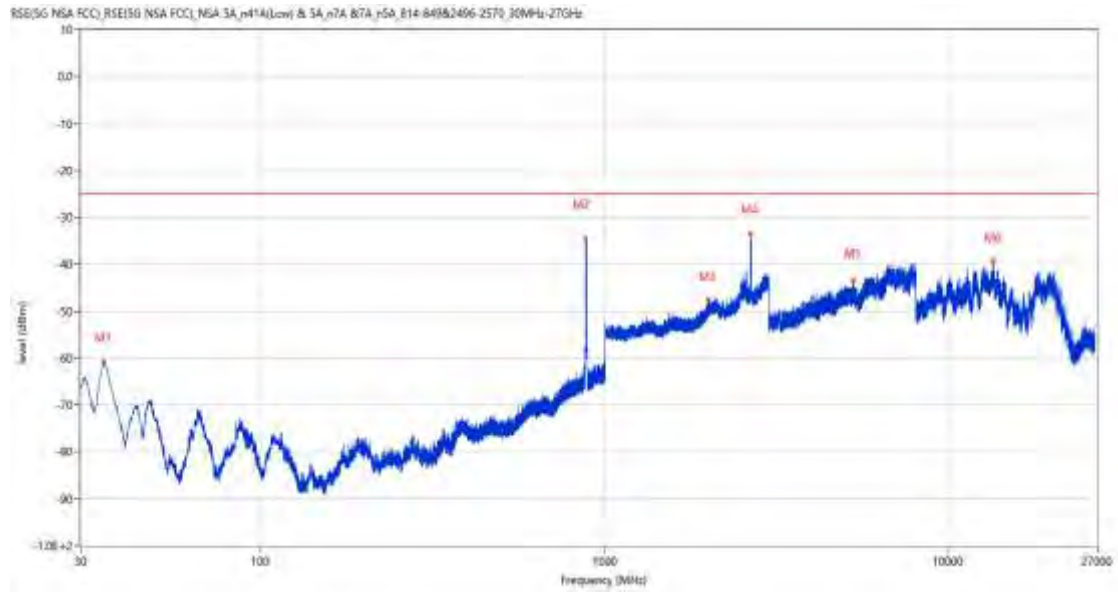
Frequency (MHz)	Result (dBm)	Factor (dB)	PK Limit (dBm)	Over Limit (dB)	Table (o)	ANT	EUT	Verdict
34.801	-62.72	-22.29	-25.0	-37.72	180.00	Horizontal	Horizontal	Pass
878.071	-35.40	4.76	-25.0	-10.40	360.00	Horizontal	Horizontal	N/A
1977.300	-47.24	4.03	-25.0	-22.24	218.57	Horizontal	Horizontal	Pass
2654.700	-34.60	9.73	-25.0	-9.60	192.86	Horizontal	Horizontal	N/A
6653.750	-39.26	15.02	-25.0	-14.26	115.71	Horizontal	Horizontal	Pass
13528.313	-40.21	15.63	-25.0	-15.21	141.43	Horizontal	Horizontal	Pass

RSE-H&V DC_5A_n7A BW10(LTE)+BW5(NR) QPSK



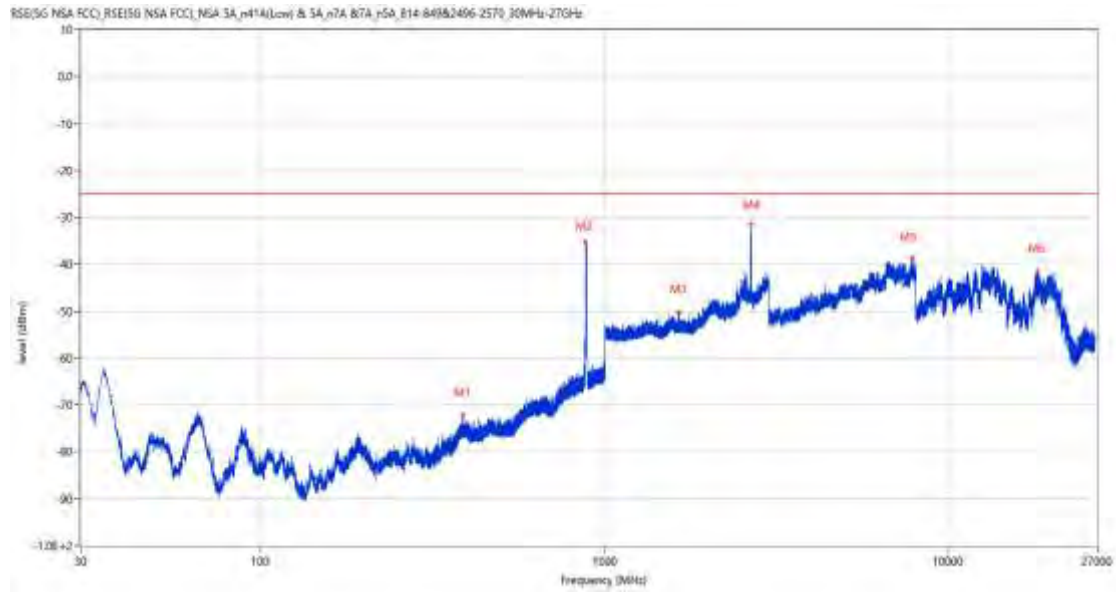
Frequency (MHz)	Result (dBm)	Factor (dB)	PK Limit (dBm)	Over Limit (dB)	Table (o)	ANT	EUT	Verdict
356.842	-73.37	-9.55	-25.0	-48.37	0.00	Horizontal	Vertical	Pass
883.309	-41.00	5.00	-25.0	-16.00	347.14	Horizontal	Vertical	N/A
2536.000	-40.06	10.24	-25.0	-15.06	25.71	Horizontal	Vertical	N/A
2654.300	-20.17	9.75	-25.0	4.83	244.29	Horizontal	Vertical	N/A
6655.750	-39.79	15.05	-25.0	-14.79	257.14	Horizontal	Vertical	Pass
13380.787	-39.87	16.83	-25.0	-14.87	38.57	Horizontal	Vertical	Pass

RSE-V&V DC_5A_n7A BW10(LTE)+BW5(NR) QPSK



Frequency (MHz)	Result (dBm)	Factor (dB)	PK Limit (dBm)	Over Limit (dB)	Table (o)	ANT	EUT	Verdict
34.995	-60.70	-22.21	-25.0	-35.70	167.14	Vertical	Vertical	Pass
878.702	-34.45	4.81	-25.0	-9.45	347.14	Vertical	Vertical	N/A
1998.800	-47.64	4.77	-25.0	-22.64	141.43	Vertical	Vertical	Pass
2653.800	-33.48	9.76	-25.0	-8.48	12.86	Vertical	Vertical	N/A
5278.500	-43.45	10.26	-25.0	-18.45	360.00	Vertical	Vertical	Pass
13455.863	-39.40	15.85	-25.0	-14.40	321.43	Vertical	Vertical	Pass

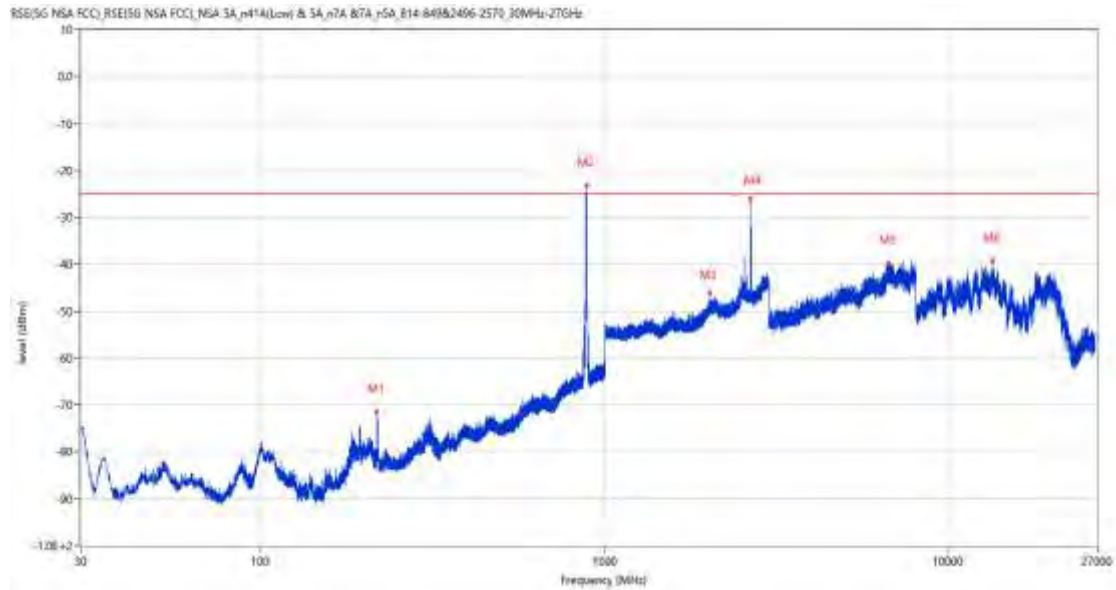
RSE-V&H DC_5A_n7A BW10(LTE)+BW5(NR) QPSK



Frequency (MHz)	Result (dBm)	Factor (dB)	PK Limit (dBm)	Over Limit (dB)	Table (o)	ANT	EUT	Verdict
386.911	-72.34	-6.68	-25.0	-47.34	180.00	Vertical	Horizontal	Pass
878.895	-35.34	4.83	-25.0	-10.34	0.00	Vertical	Horizontal	N/A
1643.200	-50.25	1.67	-25.0	-25.25	360.00	Vertical	Horizontal	Pass
2656.700	-31.52	9.48	-25.0	-6.52	167.14	Vertical	Horizontal	N/A
7813.250	-38.58	16.25	-25.0	-13.58	0.00	Vertical	Horizontal	Pass
18091.801	-41.54	12.85	-25.0	-16.54	192.86	Vertical	Horizontal	Pass

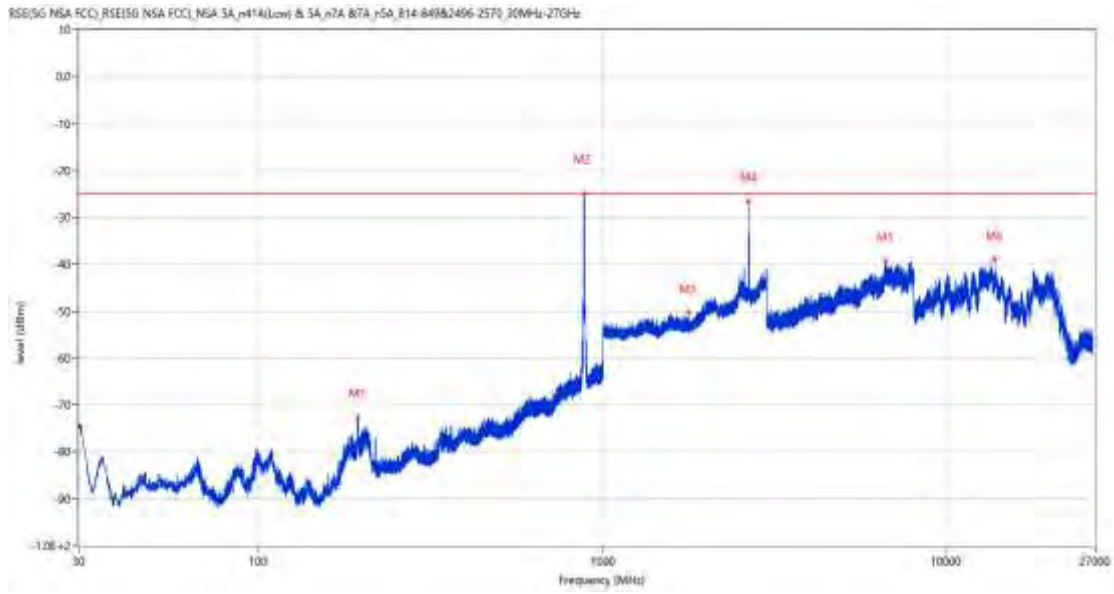
26.5 DC_5A_n7A BW10(LTE)+BW15(NR)

RSE-H&H DC_5A_n7A BW10(LTE)+BW15(NR) QPSK



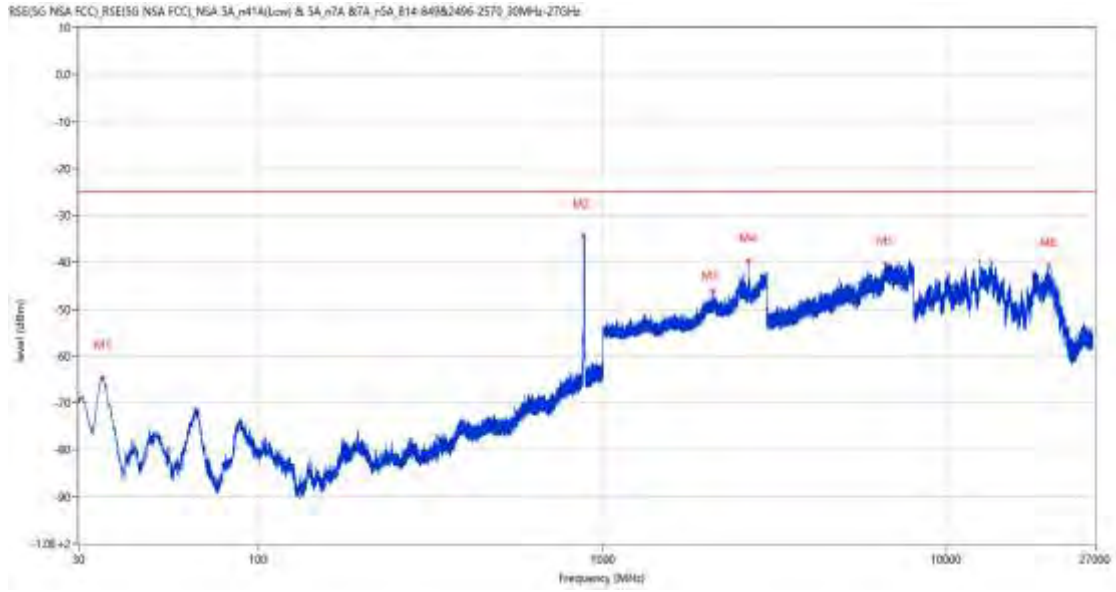
Frequency (MHz)	Result (dBm)	Factor (dB)	PK Limit (dBm)	Over Limit (dB)	Table (o)	ANT	EUT	Verdict
217.938	-71.43	-14.36	-25.0	-46.43	282.86	Horizontal	Horizontal	Pass
882.775	-23.21	4.99	-25.0	1.79	295.71	Horizontal	Horizontal	N/A
2016.200	-46.23	5.29	-25.0	-21.23	64.29	Horizontal	Horizontal	Pass
2650.500	-26.06	9.82	-25.0	-1.06	192.86	Horizontal	Horizontal	N/A
6660.250	-39.73	14.79	-25.0	-14.73	360.00	Horizontal	Horizontal	Pass
13386.563	-39.31	16.88	-25.0	-14.31	167.14	Horizontal	Horizontal	Pass

RSE-H&V DC_5A_n7A BW10(LTE)+BW15(NR) QPSK



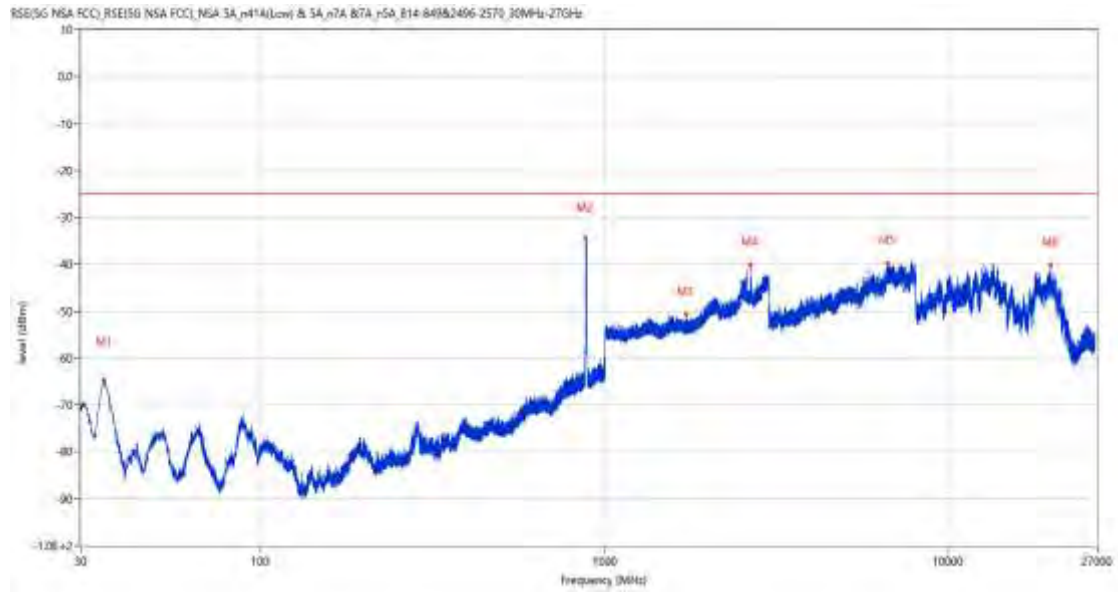
Frequency (MHz)	Result (dBm)	Factor (dB)	PK Limit (dBm)	Over Limit (dB)	Table (o)	ANT	EUT	Verdict
193.833	-72.45	-13.99	-25.0	-47.45	282.86	Horizontal	Vertical	Pass
884.570	-25.01	4.92	-25.0	-0.01	295.71	Horizontal	Vertical	N/A
1768.500	-50.25	1.15	-25.0	-25.25	90.00	Horizontal	Vertical	Pass
2651.600	-26.64	9.88	-25.0	-1.64	180.00	Horizontal	Vertical	N/A
6651.000	-39.40	15.07	-25.0	-14.40	321.43	Horizontal	Vertical	Pass
13788.188	-38.89	16.22	-25.0	-13.89	192.86	Horizontal	Vertical	Pass

RSE-V&V DC_5A_n7A BW10(LTE)+BW15(NR) QPSK



Frequency (MHz)	Result (dBm)	Factor (dB)	PK Limit (dBm)	Over Limit (dB)	Table (o)	ANT	EUT	Verdict
35.141	-64.65	-22.13	-25.0	-39.65	167.14	Vertical	Vertical	Pass
878.362	-34.43	4.79	-25.0	-9.43	334.29	Vertical	Vertical	N/A
2090.900	-46.08	5.78	-25.0	-21.08	257.14	Vertical	Vertical	Pass
2652.200	-39.73	9.93	-25.0	-14.73	0.00	Vertical	Vertical	N/A
6642.500	-40.32	15.11	-25.0	-15.32	115.71	Vertical	Vertical	Pass
19760.775	-40.80	12.94	-25.0	-15.80	25.71	Vertical	Vertical	Pass

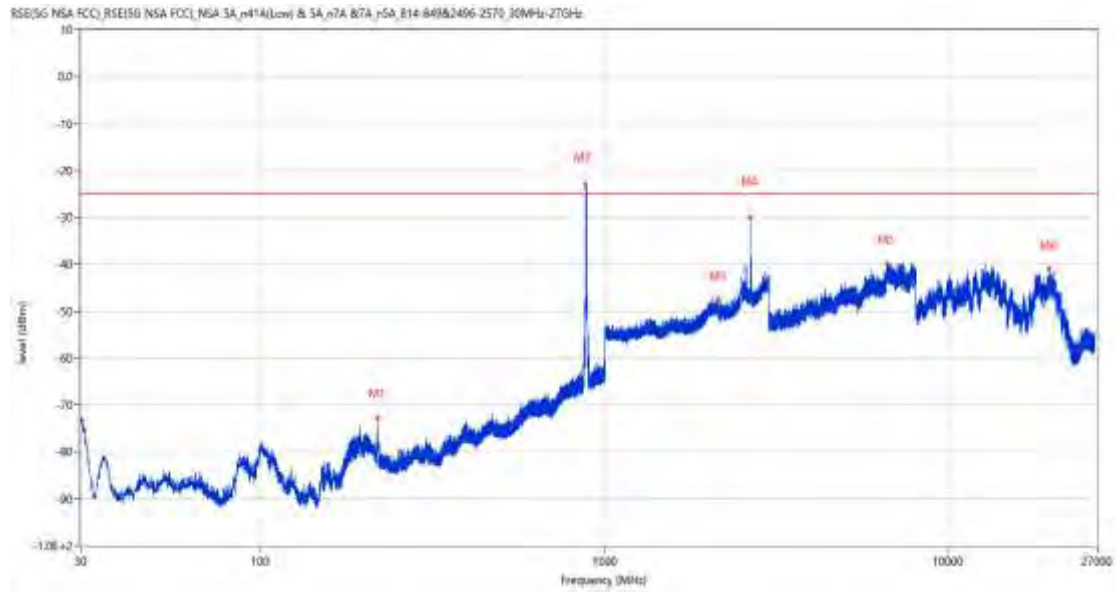
RSE-V&H DC_5A_n7A BW10(LTE)+BW15(NR) QPSK



Frequency (MHz)	Result (dBm)	Factor (dB)	PK Limit (dBm)	Over Limit (dB)	Table (o)	ANT	EUT	Verdict
34.947	-64.63	-22.24	-25.0	-39.63	154.29	Vertical	Horizontal	Pass
879.914	-34.35	4.79	-25.0	-9.35	0.00	Vertical	Horizontal	N/A
1724.000	-50.72	0.97	-25.0	-25.72	218.57	Vertical	Horizontal	Pass
2649.800	-40.23	9.77	-25.0	-15.23	167.14	Vertical	Horizontal	N/A
6633.750	-39.72	14.89	-25.0	-14.72	360.00	Vertical	Horizontal	Pass
19770.974	-40.23	12.94	-25.0	-15.23	0.00	Vertical	Horizontal	Pass

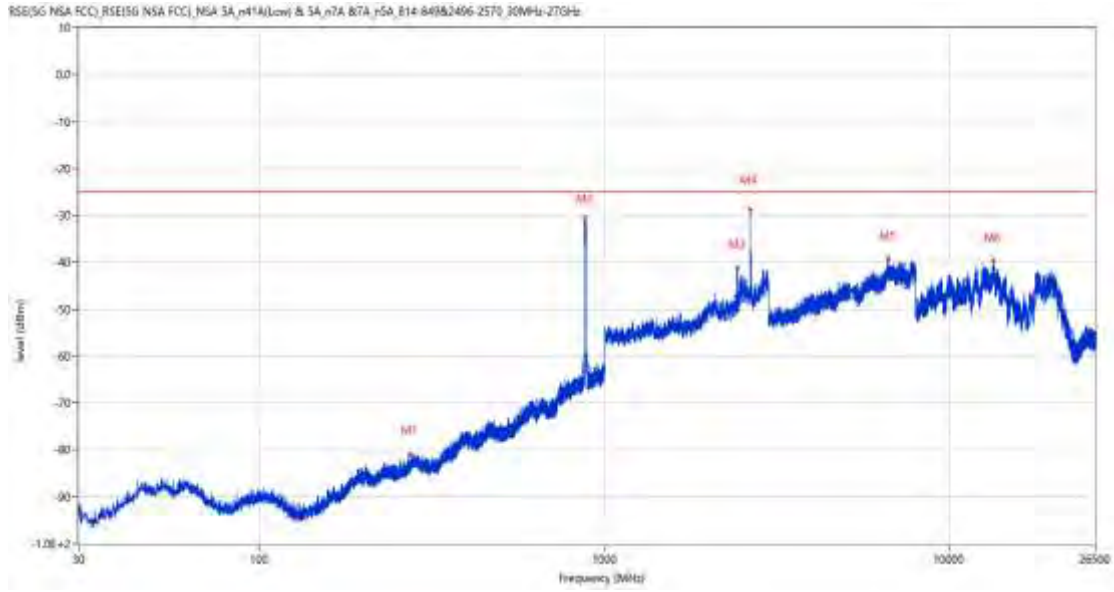
26.6 DC_5A_n7A BW10(LTE)+BW20(NR)

RSE-H&H DC_5A_n7A BW10(LTE)+BW20(NR) QPSK



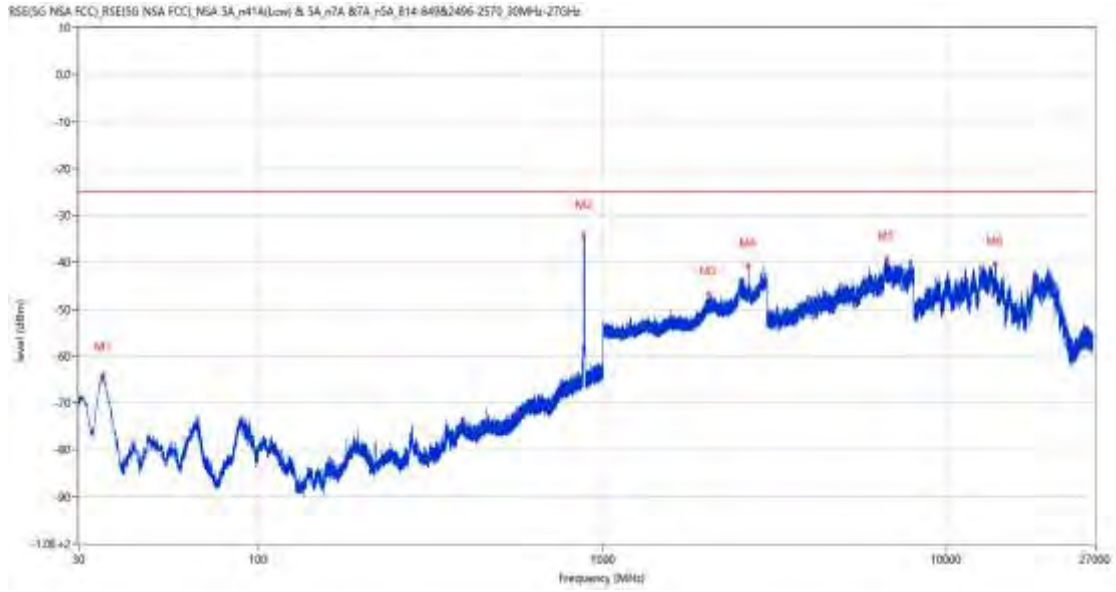
Frequency (MHz)	Result (dBm)	Factor (dB)	PK Limit (dBm)	Over Limit (dB)	Table (o)	ANT	EUT	Verdict
218.471	-72.62	-14.28	-25.0	-47.62	38.57	Horizontal	Horizontal	Pass
878.944	-22.89	4.83	-25.0	2.11	244.29	Horizontal	Horizontal	N/A
2138.200	-47.38	5.10	-25.0	-22.38	115.71	Horizontal	Horizontal	Pass
2646.800	-30.05	9.88	-25.0	-5.05	231.43	Horizontal	Horizontal	N/A
6600.000	-39.88	14.42	-25.0	-14.88	270.00	Horizontal	Horizontal	Pass
19519.375	-41.05	12.93	-25.0	-16.05	141.43	Horizontal	Horizontal	Pass

RSE-H&V DC_5A_n7A BW10(LTE)+BW20(NR) QPSK



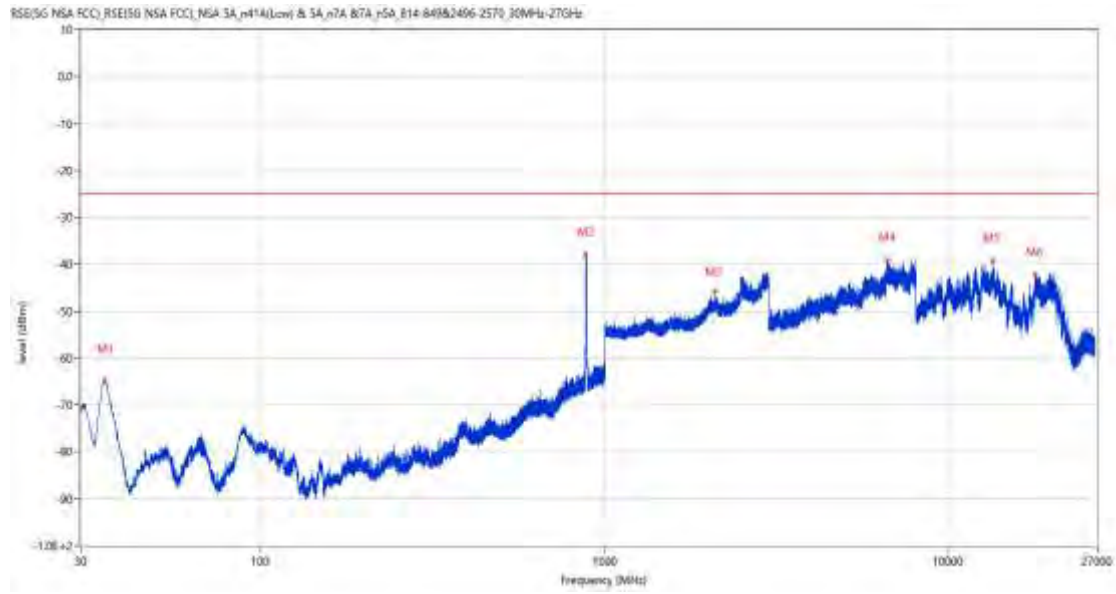
Frequency (MHz)	Result (dBm)	Factor (dB)	PK Limit (dBm)	Over Limit (dB)	Table (o)	ANT	EUT	Verdict
274.052	-80.86	-11.73	-25.0	-55.86	231.43	Horizontal	Vertical	Pass
878.993	-30.59	4.84	-25.0	-5.59	244.29	Horizontal	Vertical	N/A
2436.700	-41.23	7.75	-25.0	-16.23	282.86	Horizontal	Vertical	N/A
2646.600	-28.79	9.89	-25.0	-3.79	141.43	Horizontal	Vertical	N/A
6643.750	-39.35	15.13	-25.0	-14.35	282.86	Horizontal	Vertical	Pass
13392.862	-39.80	16.94	-25.0	-14.80	141.43	Horizontal	Vertical	Pass

RSE-V&V DC_5A_n7A BW10(LTE)+BW20(NR) QPSK



Frequency (MHz)	Result (dBm)	Factor (dB)	PK Limit (dBm)	Over Limit (dB)	Table (o)	ANT	EUT	Verdict
35.335	-63.94	-22.01	-25.0	-38.94	167.14	Vertical	Vertical	Pass
880.011	-34.14	4.80	-25.0	-9.14	308.57	Vertical	Vertical	N/A
2030.900	-46.70	4.96	-25.0	-21.70	282.86	Vertical	Vertical	Pass
2648.400	-40.82	9.81	-25.0	-15.82	205.71	Vertical	Vertical	N/A
6659.000	-39.37	14.82	-25.0	-14.37	115.71	Vertical	Vertical	Pass
13788.713	-40.44	16.26	-25.0	-15.44	12.86	Vertical	Vertical	Pass

RSE-V&H DC_5A_n7A BW10(LTE)+BW20(NR) QPSK

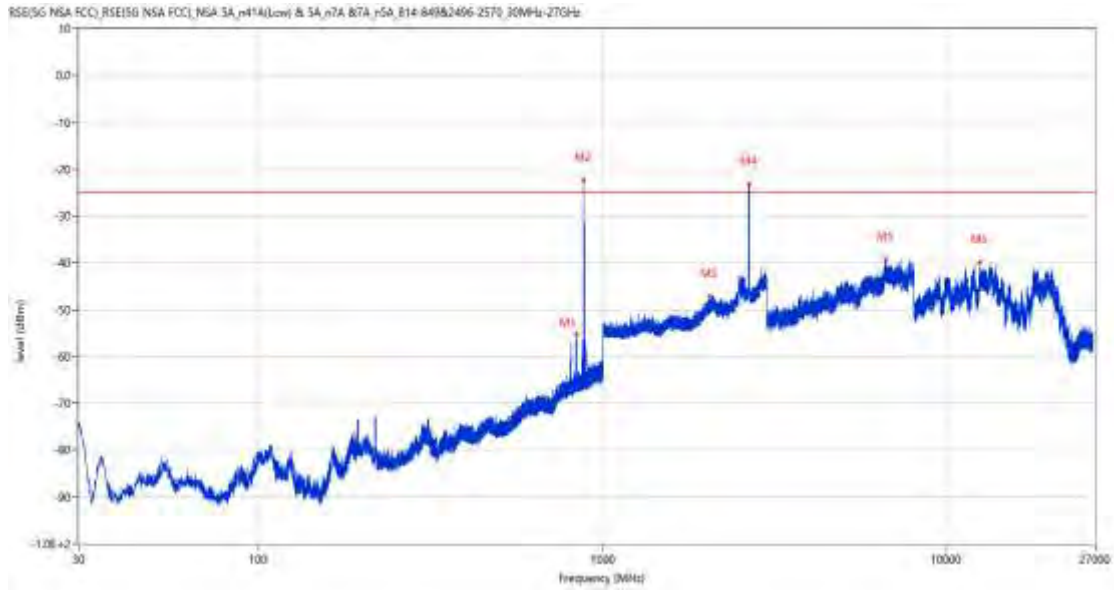


Frequency (MHz)	Result (dBm)	Factor (dB)	PK Limit (dBm)	Over Limit (dB)	Table (o)	ANT	EUT	Verdict
35.238	-64.73	-22.07	-25.0	-39.73	231.43	Vertical	Horizontal	Pass
878.895	-37.78	4.83	-25.0	-12.78	141.43	Vertical	Horizontal	N/A
2096.700	-45.77	5.79	-25.0	-20.77	360.00	Vertical	Horizontal	Pass
6633.500	-39.18	14.92	-25.0	-14.18	0.00	Vertical	Horizontal	Pass
13409.138	-39.36	16.81	-25.0	-14.36	154.29	Vertical	Horizontal	Pass
17798.662	-42.10	13.12	-25.0	-17.10	205.71	Vertical	Horizontal	Pass

27 DC_7A_n5A

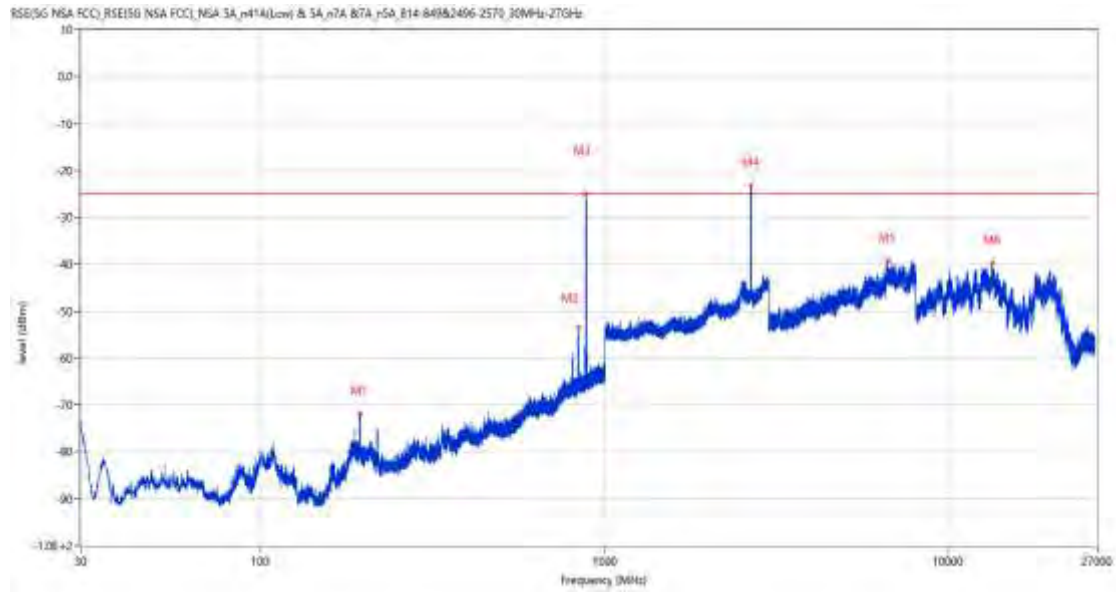
27.1 DC_7A_n5A BW20(LTE)+BW5(NR)

RSE-H&H DC_7A_n5A BW20(LTE)+BW5(NR) PI/2 BPSK



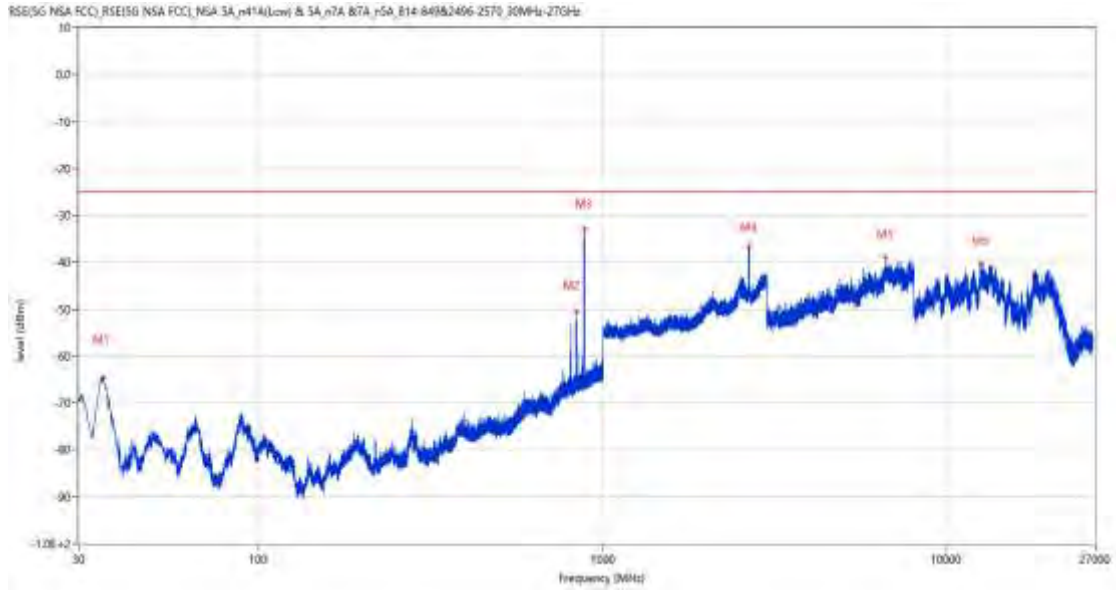
Frequency (MHz)	Result (dBm)	Factor (dB)	PK Limit (dBm)	Over Limit (dB)	Table (o)	ANT	EUT	Verdict
836.991	-55.20	4.95	-25.0	-30.20	115.71	Horizontal	Horizontal	N/A
880.011	-22.35	4.80	-25.0	2.65	257.14	Horizontal	Horizontal	N/A
2044.900	-47.19	4.96	-25.0	-22.19	51.43	Horizontal	Horizontal	Pass
2655.900	-23.11	9.52	-25.0	1.89	205.71	Horizontal	Horizontal	N/A
6653.750	-39.24	15.02	-25.0	-14.24	0.00	Horizontal	Horizontal	Pass
12507.275	-39.99	14.60	-25.0	-14.99	334.29	Horizontal	Horizontal	Pass

RSE-H&V DC_7A_n5A BW20(LTE)+BW5(NR) PI/2 BPSK



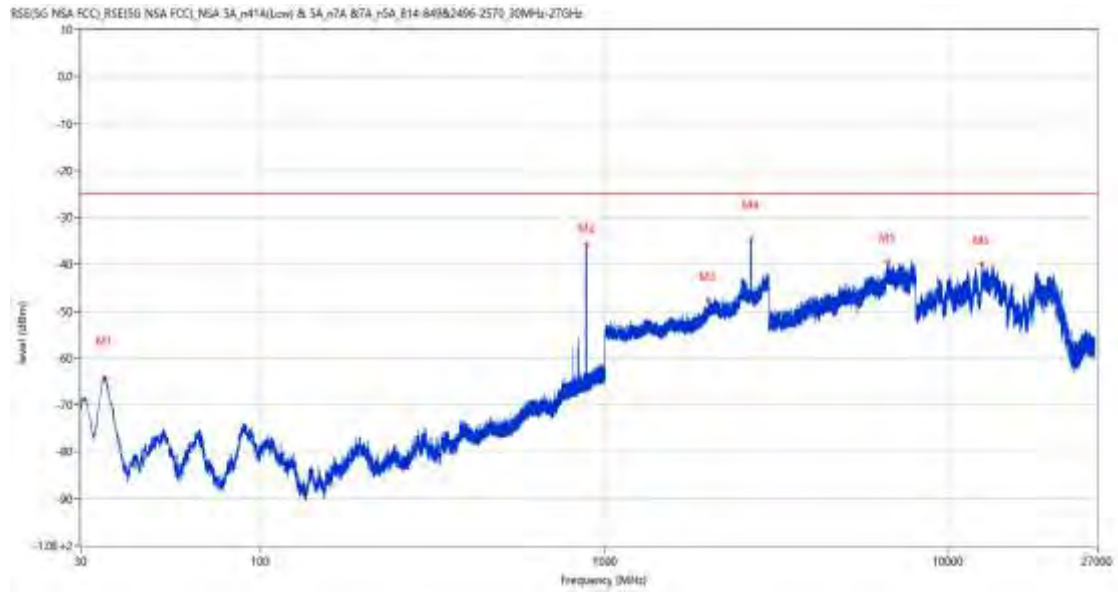
Frequency (MHz)	Result (dBm)	Factor (dB)	PK Limit (dBm)	Over Limit (dB)	Table (o)	ANT	EUT	Verdict
193.833	-71.86	-13.99	-25.0	-46.86	90.00	Horizontal	Vertical	Pass
836.894	-53.32	4.94	-25.0	-28.32	12.86	Horizontal	Vertical	N/A
881.514	-24.99	4.84	-25.0	0.01	270.00	Horizontal	Vertical	N/A
2663.600	-23.21	9.19	-25.0	1.79	231.43	Horizontal	Vertical	N/A
6656.000	-39.23	15.05	-25.0	-14.23	167.14	Horizontal	Vertical	Pass
13379.738	-39.82	16.82	-25.0	-14.82	115.71	Horizontal	Vertical	Pass

RSE-V&V DC_7A_n5A BW20(LTE)+BW5(NR) PI/2 BPSK



Frequency (MHz)	Result (dBm)	Factor (dB)	PK Limit (dBm)	Over Limit (dB)	Table (o)	ANT	EUT	Verdict
35.286	-64.49	-22.04	-25.0	-39.49	115.71	Vertical	Vertical	Pass
836.458	-50.53	4.93	-25.0	-25.53	64.29	Vertical	Vertical	N/A
882.436	-32.86	4.99	-25.0	-7.86	0.00	Vertical	Vertical	N/A
2664.500	-36.69	9.13	-25.0	-11.69	270.00	Vertical	Vertical	N/A
6647.000	-38.85	15.27	-25.0	-13.85	231.43	Vertical	Vertical	Pass
12512.975	-40.39	14.51	-25.0	-15.39	360.00	Vertical	Vertical	Pass

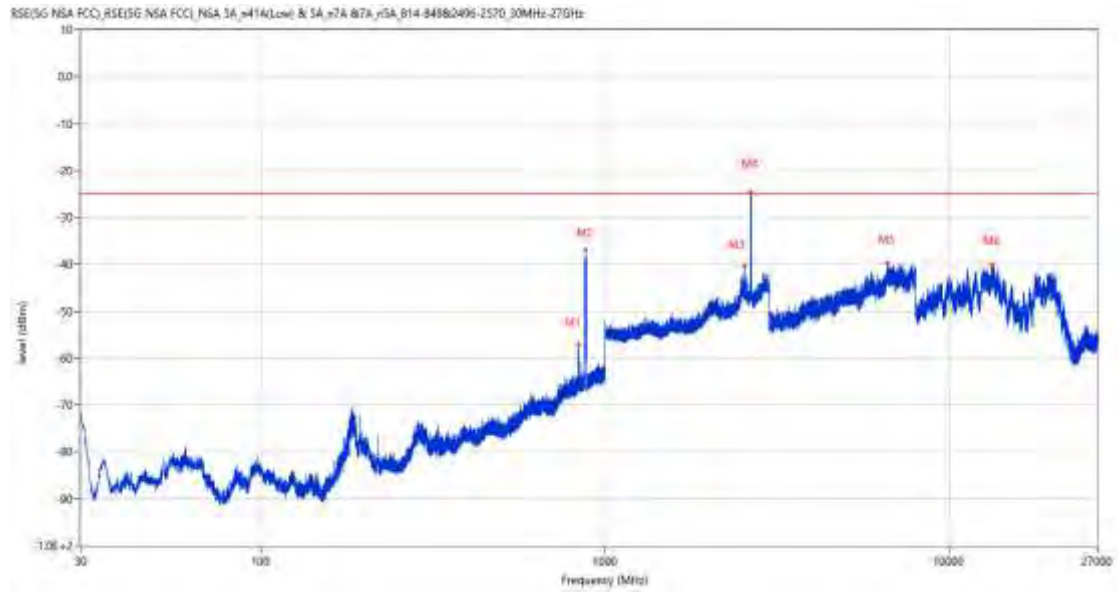
RSE-V&H DC_7A_n5A BW20(LTE)+BW5(NR) PI/2 BPSK



Frequency (MHz)	Result (dBm)	Factor (dB)	PK Limit (dBm)	Over Limit (dB)	Table (o)	ANT	EUT	Verdict
35.190	-64.22	-22.10	-25.0	-39.22	154.29	Vertical	Horizontal	Pass
881.903	-35.75	4.90	-25.0	-10.75	205.71	Vertical	Horizontal	N/A
1994.900	-47.58	4.51	-25.0	-22.58	360.00	Vertical	Horizontal	Pass
2663.600	-34.74	9.19	-25.0	-9.74	218.57	Vertical	Horizontal	N/A
6648.750	-39.45	15.20	-25.0	-14.45	205.71	Vertical	Horizontal	Pass
12503.238	-40.02	14.67	-25.0	-15.02	231.43	Vertical	Horizontal	Pass

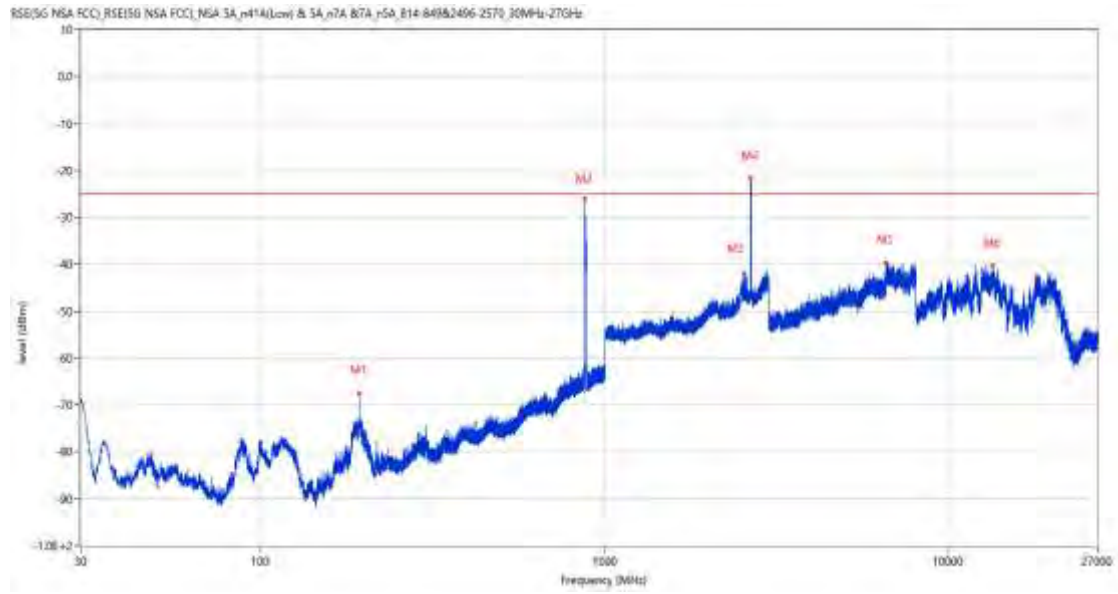
27.2 DC_7A_n5A BW20(LTE)+BW15(NR)

RSE-H&H DC_7A_n5A BW20(LTE)+BW15(NR) PI/2 BPSK



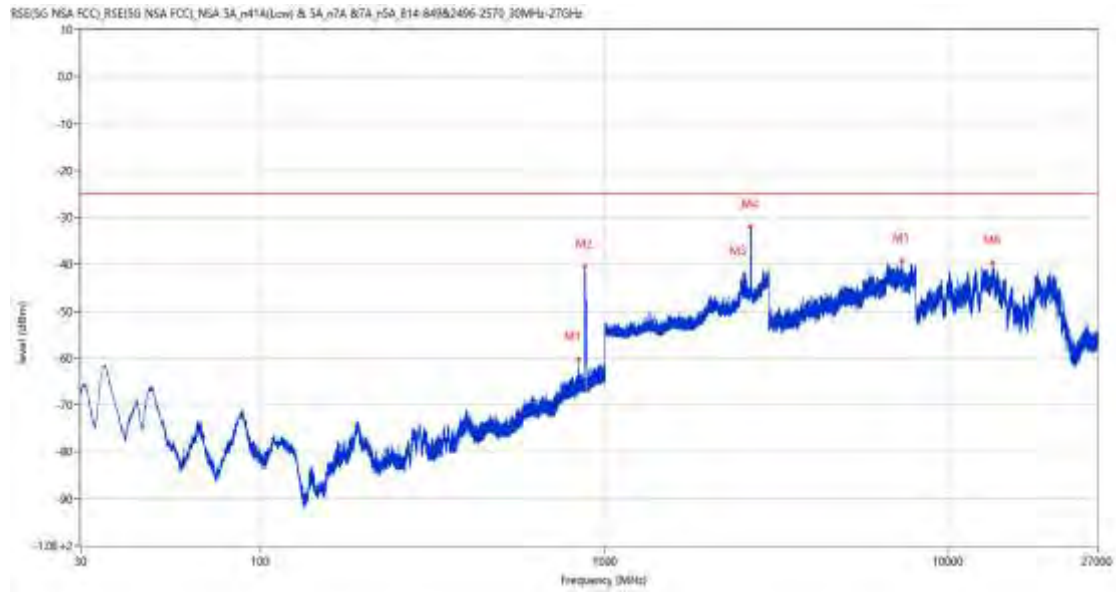
Frequency (MHz)	Result (dBm)	Factor (dB)	PK Limit (dBm)	Over Limit (dB)	Table (o)	ANT	EUT	Verdict
837.089	-57.14	4.95	-25.0	-32.14	257.14	Horizontal	Horizontal	N/A
878.459	-37.06	4.80	-25.0	-12.06	244.29	Horizontal	Horizontal	N/A
2539.100	-40.28	10.22	-25.0	-15.28	90.00	Horizontal	Horizontal	N/A
2648.500	-24.59	9.81	-25.0	0.41	192.86	Horizontal	Horizontal	N/A
6627.500	-39.78	14.78	-25.0	-14.78	0.00	Horizontal	Horizontal	Pass
13382.887	-40.15	16.85	-25.0	-15.15	12.86	Horizontal	Horizontal	Pass

RSE-H&V DC_7A_n5A BW20(LTE)+BW15(NR) PI/2 BPSK



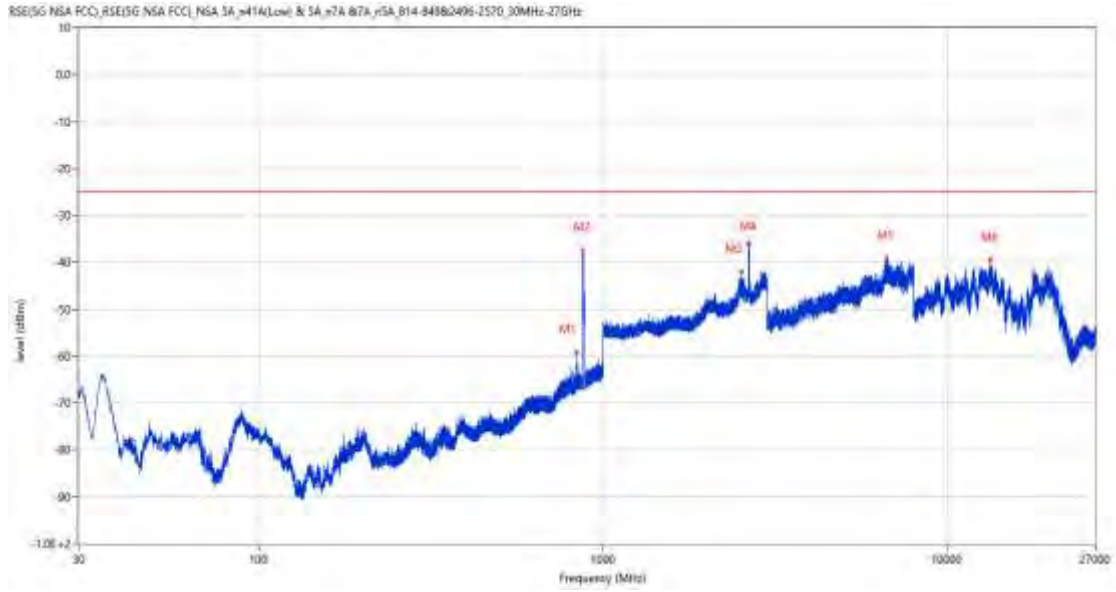
Frequency (MHz)	Result (dBm)	Factor (dB)	PK Limit (dBm)	Over Limit (dB)	Table (o)	ANT	EUT	Verdict
192.863	-67.47	-14.14	-25.0	-42.47	102.86	Horizontal	Vertical	Pass
874.919	-26.01	4.87	-25.0	-1.01	270.00	Horizontal	Vertical	N/A
2537.700	-41.95	10.23	-25.0	-16.95	128.57	Horizontal	Vertical	N/A
2648.400	-21.72	9.81	-25.0	3.28	115.71	Horizontal	Vertical	N/A
6572.250	-39.77	14.18	-25.0	-14.77	141.43	Horizontal	Vertical	Pass
13380.263	-40.35	16.82	-25.0	-15.35	115.71	Horizontal	Vertical	Pass

RSE-V&V DC_7A_n5A BW20(LTE)+BW15(NR) PI/2 BPSK



Frequency (MHz)	Result (dBm)	Factor (dB)	PK Limit (dBm)	Over Limit (dB)	Table (o)	ANT	EUT	Verdict
838.010	-60.30	4.99	-25.0	-35.30	51.43	Vertical	Vertical	N/A
875.015	-40.57	4.86	-25.0	-15.57	321.43	Vertical	Vertical	N/A
2538.000	-42.30	10.23	-25.0	-17.30	360.00	Vertical	Vertical	N/A
2652.400	-32.07	9.88	-25.0	-7.07	231.43	Vertical	Vertical	N/A
7315.750	-39.32	14.06	-25.0	-14.32	128.57	Vertical	Vertical	Pass
13365.037	-39.80	16.68	-25.0	-14.80	0.00	Vertical	Vertical	Pass

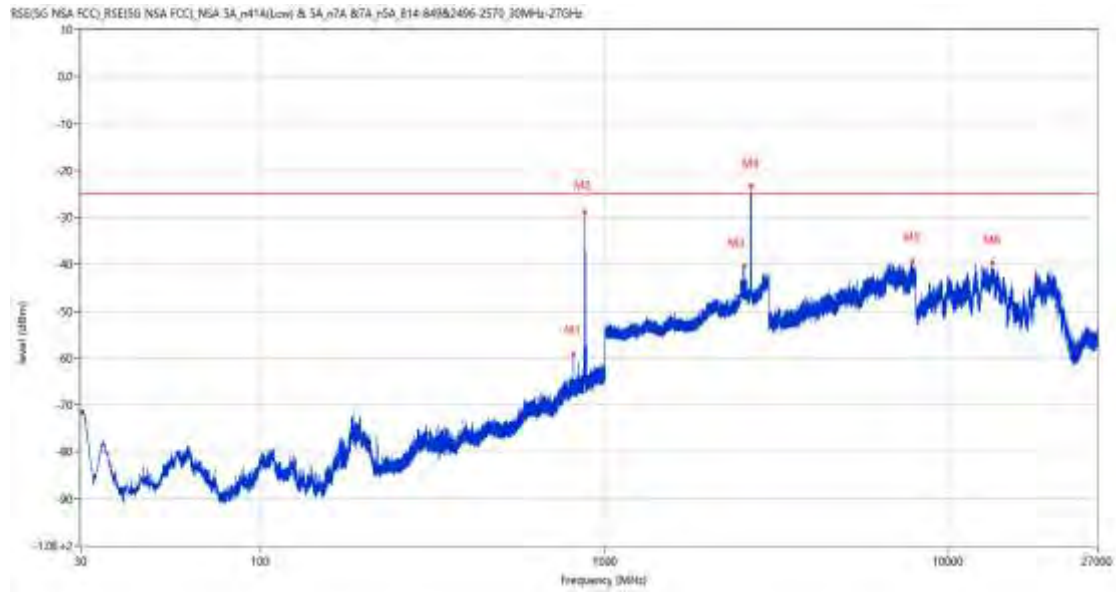
RSE-V&H DC_7A_n5A BW20(LTE)+BW15(NR) PI/2 BPSK



Frequency (MHz)	Result (dBm)	Factor (dB)	PK Limit (dBm)	Over Limit (dB)	Table (o)	ANT	EUT	Verdict
836.798	-59.17	4.94	-25.0	-34.17	0.00	Vertical	Horizontal	N/A
875.549	-37.52	4.82	-25.0	-12.52	167.14	Vertical	Horizontal	N/A
2536.300	-42.10	10.24	-25.0	-17.10	64.29	Vertical	Horizontal	N/A
2647.600	-36.02	9.84	-25.0	-11.02	308.57	Vertical	Horizontal	N/A
6654.000	-39.19	15.00	-25.0	-14.19	192.86	Vertical	Horizontal	Pass
13388.662	-39.60	16.90	-25.0	-14.60	102.86	Vertical	Horizontal	Pass

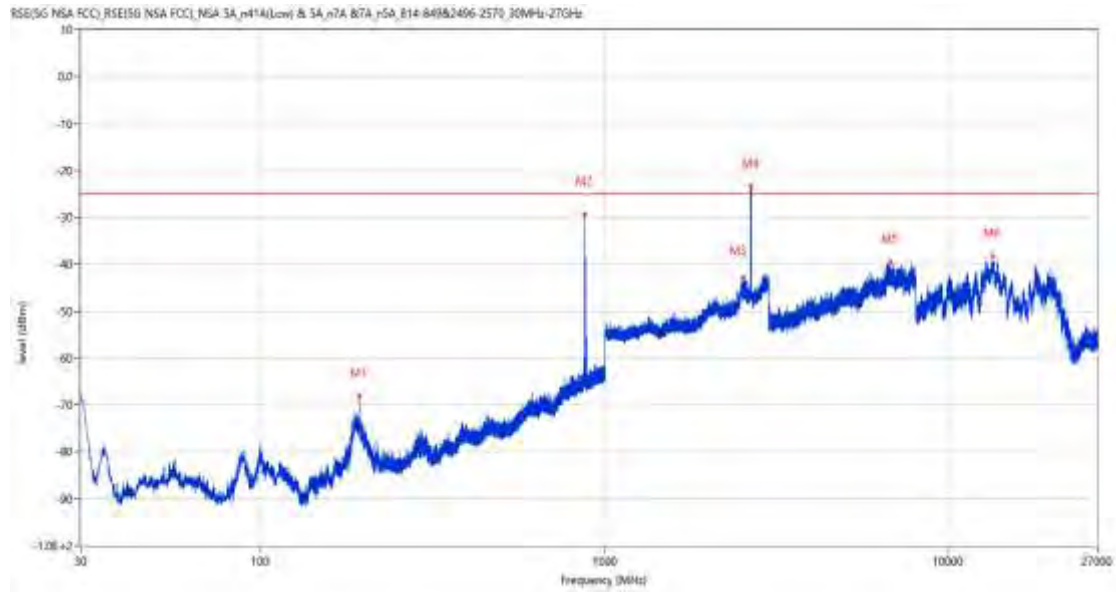
27.3 DC_7A_n5A BW20(LTE)+BW20(NR)

RSE-H&H DC_7A_n5A BW20(LTE)+BW20(NR) PI/2 BPSK



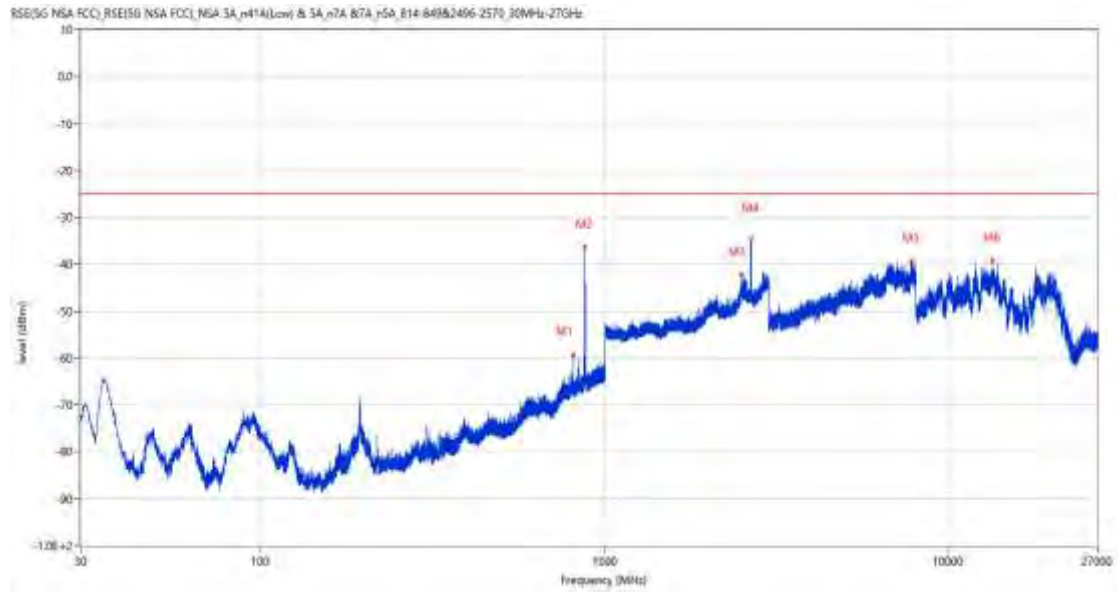
Frequency (MHz)	Result (dBm)	Factor (dB)	PK Limit (dBm)	Over Limit (dB)	Table (o)	ANT	EUT	Verdict
810.511	-59.09	4.36	-25.0	-34.09	115.71	Horizontal	Horizontal	N/A
875.355	-28.89	4.84	-25.0	-3.89	270.00	Horizontal	Horizontal	N/A
2537.800	-40.26	10.23	-25.0	-15.26	308.57	Horizontal	Horizontal	N/A
2658.000	-23.40	9.27	-25.0	1.60	218.57	Horizontal	Horizontal	N/A
7810.500	-39.34	16.28	-25.0	-14.34	205.71	Horizontal	Horizontal	Pass
13397.850	-39.77	16.99	-25.0	-14.77	347.14	Horizontal	Horizontal	Pass

RSE-H&V DC_7A_n5A BW20(LTE)+BW20(NR) PI/2 BPSK



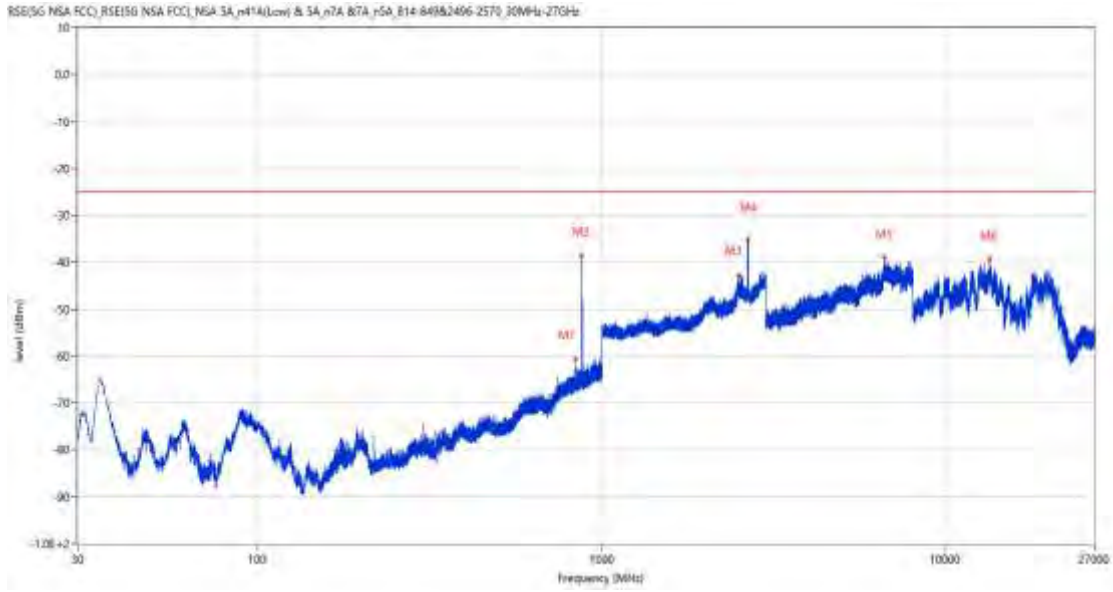
Frequency (MHz)	Result (dBm)	Factor (dB)	PK Limit (dBm)	Over Limit (dB)	Table (o)	ANT	EUT	Verdict
193.154	-68.13	-14.10	-25.0	-43.13	102.86	Horizontal	Vertical	Pass
873.997	-29.35	4.80	-25.0	-4.35	270.00	Horizontal	Vertical	N/A
2530.000	-42.74	10.27	-25.0	-17.74	360.00	Horizontal	Vertical	N/A
2656.200	-23.33	9.50	-25.0	1.67	115.71	Horizontal	Vertical	N/A
6749.250	-39.50	14.47	-25.0	-14.50	334.29	Horizontal	Vertical	Pass
13396.537	-38.29	16.98	-25.0	-13.29	0.00	Horizontal	Vertical	Pass

RSE-V&V DC_7A_n5A BW20(LTE)+BW20(NR) PI/2 BPSK



Frequency (MHz)	Result (dBm)	Factor (dB)	PK Limit (dBm)	Over Limit (dB)	Table (o)	ANT	EUT	Verdict
809.686	-59.39	4.37	-25.0	-34.39	282.86	Vertical	Vertical	N/A
873.561	-36.39	4.79	-25.0	-11.39	244.29	Vertical	Vertical	N/A
2495.400	-42.17	10.39	-25.0	-17.17	12.86	Vertical	Vertical	N/A
2655.200	-34.66	9.62	-25.0	-9.66	192.86	Vertical	Vertical	N/A
7795.500	-39.40	15.72	-25.0	-14.40	64.29	Vertical	Vertical	Pass
13375.799	-39.08	16.78	-25.0	-14.08	192.86	Vertical	Vertical	Pass

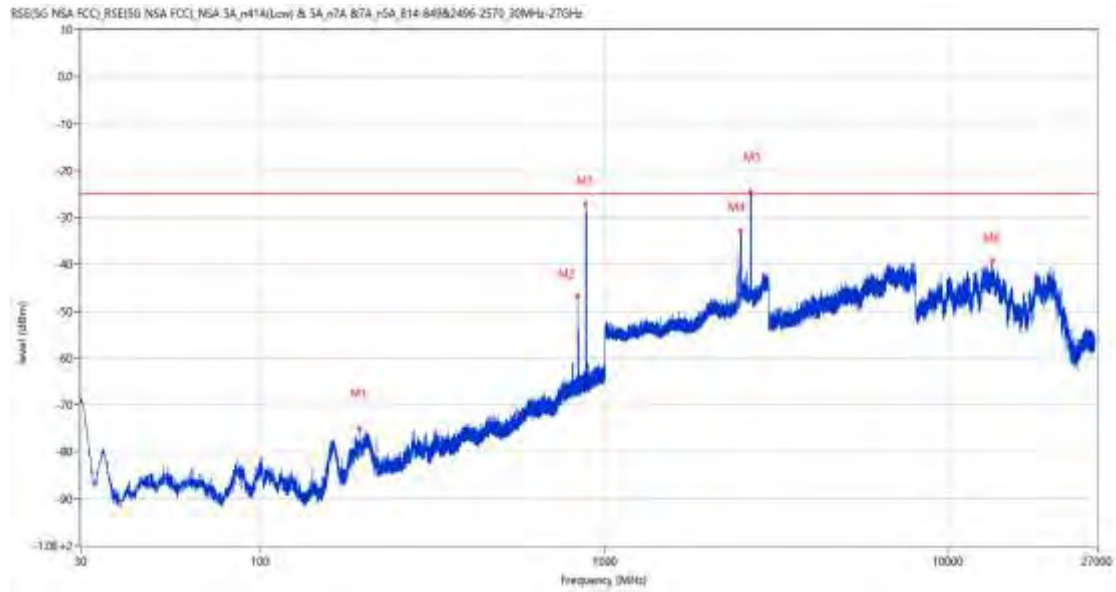
RSE-V&H DC_7A_n5A BW20(LTE)+BW20(NR) PI/2 BPSK



Frequency (MHz)	Result (dBm)	Factor (dB)	PK Limit (dBm)	Over Limit (dB)	Table (o)	ANT	EUT	Verdict
840.241	-60.61	5.07	-25.0	-35.61	64.29	Vertical	Horizontal	N/A
873.609	-38.52	4.79	-25.0	-13.52	244.29	Vertical	Horizontal	N/A
2490.500	-42.86	10.35	-25.0	-17.86	334.29	Vertical	Horizontal	N/A
2660.900	-34.95	9.11	-25.0	-9.95	205.71	Vertical	Horizontal	N/A
6643.250	-38.86	15.14	-25.0	-13.86	77.14	Vertical	Horizontal	Pass
13412.287	-39.40	16.74	-25.0	-14.40	180.00	Vertical	Horizontal	Pass

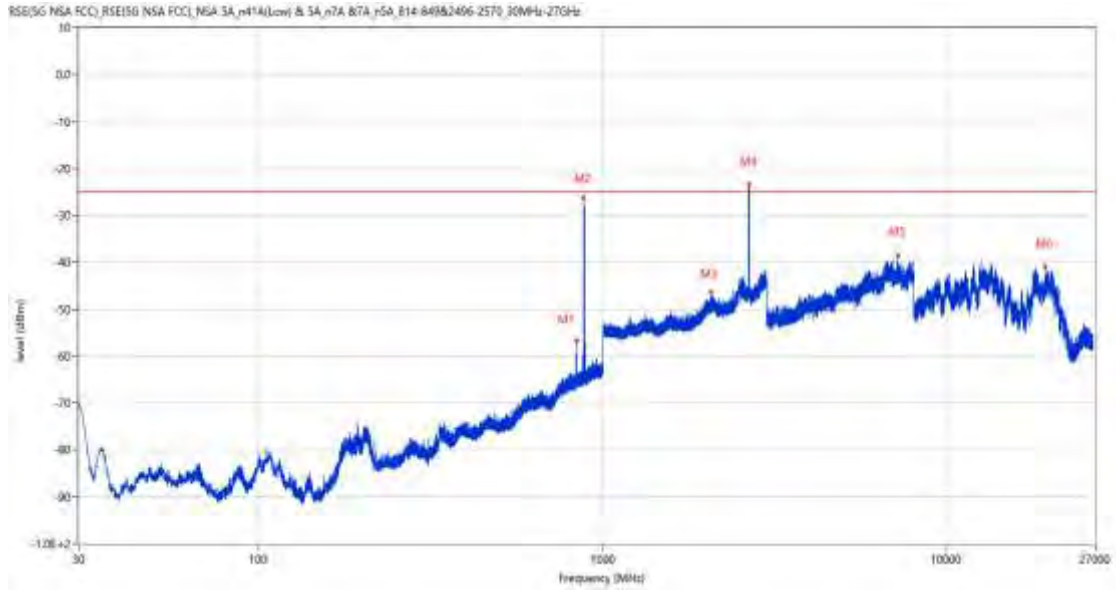
27.4 DC_7A_n5A BW20(LTE)+BW5(NR)

RSE-H&H DC_7A_n5A BW20(LTE)+BW5(NR) QPSK



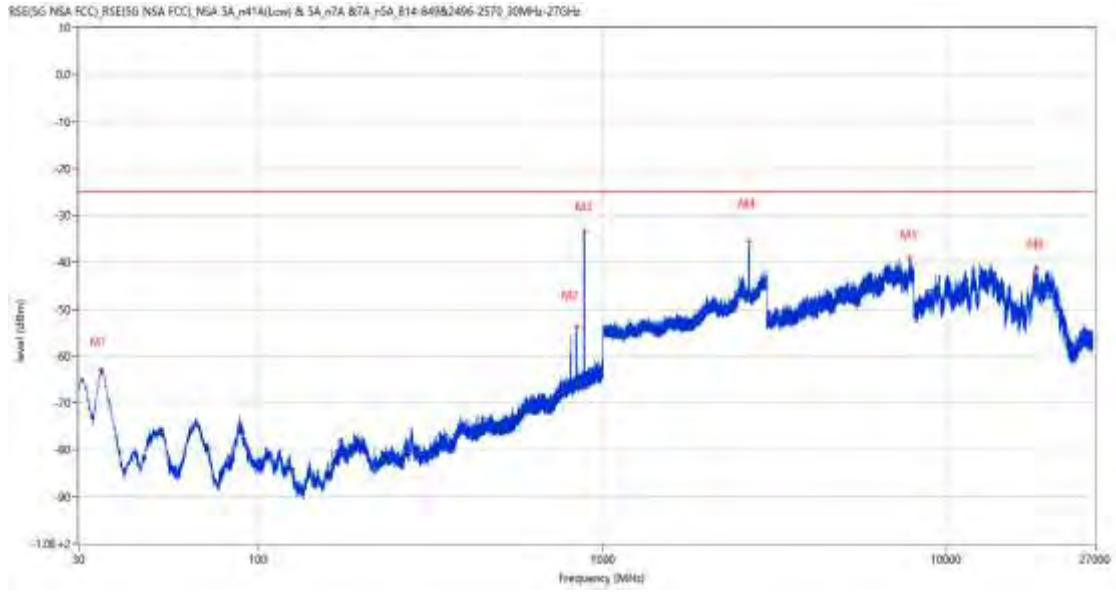
Frequency (MHz)	Result (dBm)	Factor (dB)	PK Limit (dBm)	Over Limit (dB)	Table (o)	ANT	EUT	Verdict
193.348	-74.88	-14.07	-25.0	-49.88	102.86	Horizontal	Horizontal	Pass
834.033	-46.67	4.83	-25.0	-21.67	167.14	Horizontal	Horizontal	N/A
881.175	-27.13	4.86	-25.0	-2.13	257.14	Horizontal	Horizontal	N/A
2487.900	-32.79	10.33	-25.0	-7.79	308.57	Horizontal	Horizontal	N/A
2650.800	-24.68	9.82	-25.0	0.32	180.00	Horizontal	Horizontal	N/A
13392.600	-39.38	16.94	-25.0	-14.38	360.00	Horizontal	Horizontal	Pass

RSE-H&V DC_7A_n5A BW20(LTE)+BW5(NR) QPSK



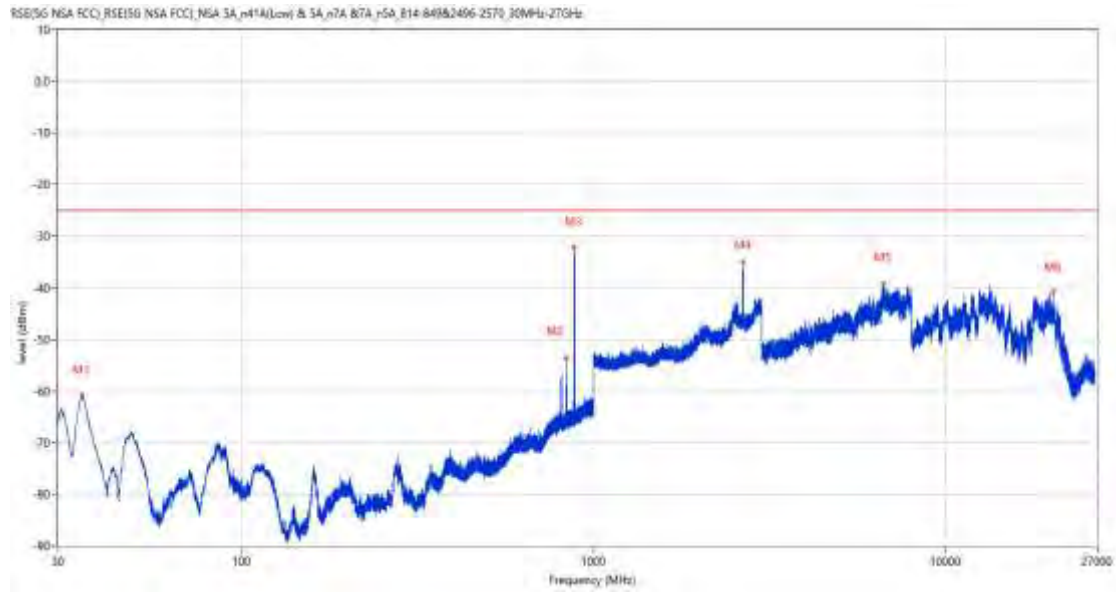
Frequency (MHz)	Result (dBm)	Factor (dB)	PK Limit (dBm)	Over Limit (dB)	Table (o)	ANT	EUT	Verdict
836.991	-56.67	4.95	-25.0	-31.67	90.00	Horizontal	Vertical	N/A
879.380	-26.22	4.81	-25.0	-1.22	334.29	Horizontal	Vertical	N/A
2069.900	-46.35	5.43	-25.0	-21.35	0.00	Horizontal	Vertical	Pass
2663.300	-23.44	9.22	-25.0	1.56	218.57	Horizontal	Vertical	N/A
7200.500	-38.51	14.84	-25.0	-13.51	360.00	Horizontal	Vertical	Pass
19298.376	-40.98	12.92	-25.0	-15.98	308.57	Horizontal	Vertical	Pass

RSE-V&V DC_7A_n5A BW20(LTE)+BW5(NR) QPSK



Frequency (MHz)	Result (dBm)	Factor (dB)	PK Limit (dBm)	Over Limit (dB)	Table (o)	ANT	EUT	Verdict
34.753	-63.01	-22.31	-25.0	-38.01	141.43	Vertical	Vertical	Pass
837.234	-53.77	4.96	-25.0	-28.77	38.57	Vertical	Vertical	N/A
881.999	-33.41	4.92	-25.0	-8.41	321.43	Vertical	Vertical	N/A
2664.000	-35.63	9.15	-25.0	-10.63	25.71	Vertical	Vertical	N/A
7797.000	-39.15	15.83	-25.0	-14.15	360.00	Vertical	Vertical	Pass
18158.524	-41.22	12.86	-25.0	-16.22	154.29	Vertical	Vertical	Pass

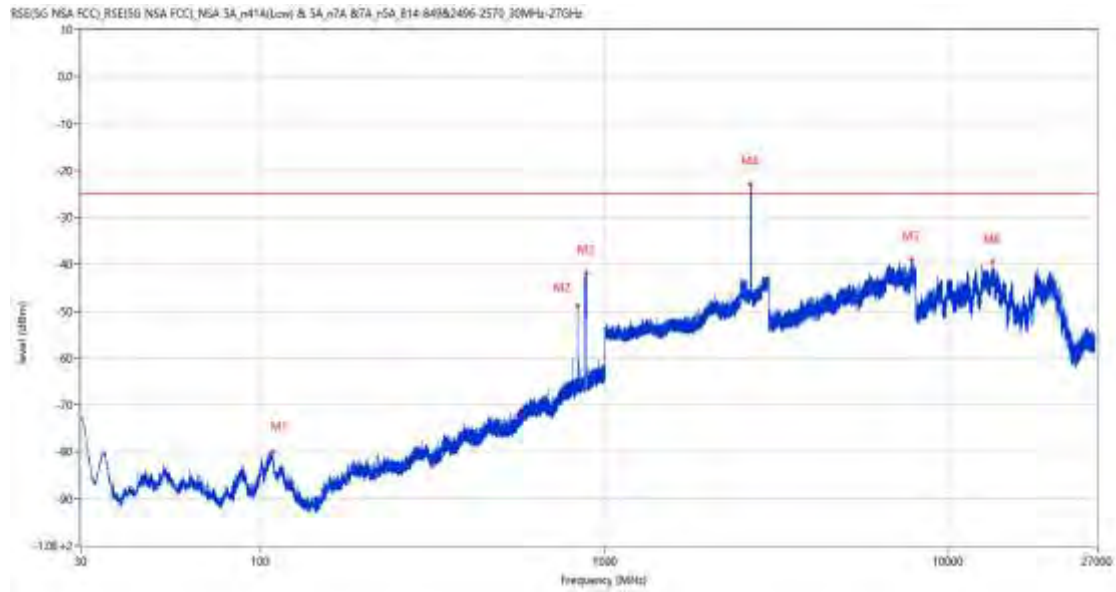
RSE-V&H DC_7A_n5A BW20(LTE)+BW5(NR) QPSK



Frequency (MHz)	Result (dBm)	Factor (dB)	PK Limit (dBm)	Over Limit (dB)	Table (o)	ANT	EUT	Verdict
35.093	-60.87	-22.15	-25.0	-35.87	90.00	Vertical	Horizontal	Pass
837.282	-53.62	4.96	-25.0	-28.62	90.00	Vertical	Horizontal	N/A
879.769	-32.15	4.79	-25.0	-7.15	115.71	Vertical	Horizontal	N/A
2653.400	-35.02	9.76	-25.0	-10.02	25.71	Vertical	Horizontal	N/A
6655.000	-39.17	14.97	-25.0	-14.17	295.71	Vertical	Horizontal	Pass
20235.074	-40.81	12.96	-25.0	-15.81	102.86	Vertical	Horizontal	Pass

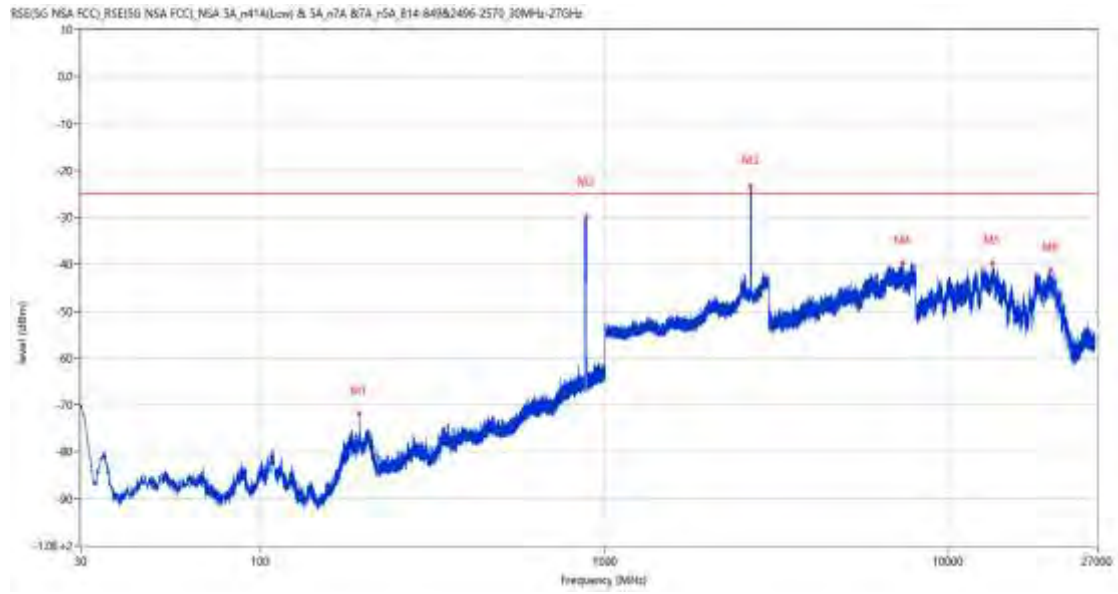
27.5 DC_7A_n5A BW20(LTE)+BW15(NR)

RSE-H&H DC_7A_n5A BW20(LTE)+BW15(NR) QPSK



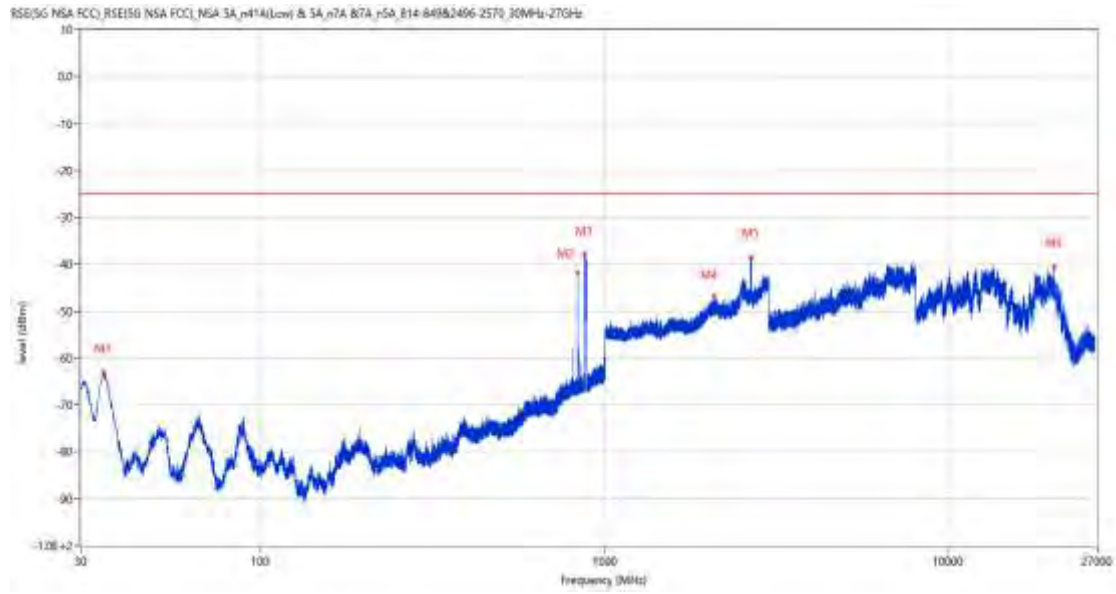
Frequency (MHz)	Result (dBm)	Factor (dB)	PK Limit (dBm)	Over Limit (dB)	Table (o)	ANT	EUT	Verdict
108.133	-79.92	-18.11	-25.0	-54.92	231.43	Horizontal	Horizontal	Pass
833.111	-48.74	4.79	-25.0	-23.74	360.00	Horizontal	Horizontal	N/A
884.231	-41.79	5.00	-25.0	-16.79	77.14	Horizontal	Horizontal	N/A
2648.700	-22.96	9.80	-25.0	2.04	180.00	Horizontal	Horizontal	N/A
7786.000	-38.98	15.52	-25.0	-13.98	244.29	Horizontal	Horizontal	Pass
13409.662	-39.54	16.80	-25.0	-14.54	308.57	Horizontal	Horizontal	Pass

RSE-H&V DC_7A_n5A BW20(LTE)+BW15(NR) QPSK



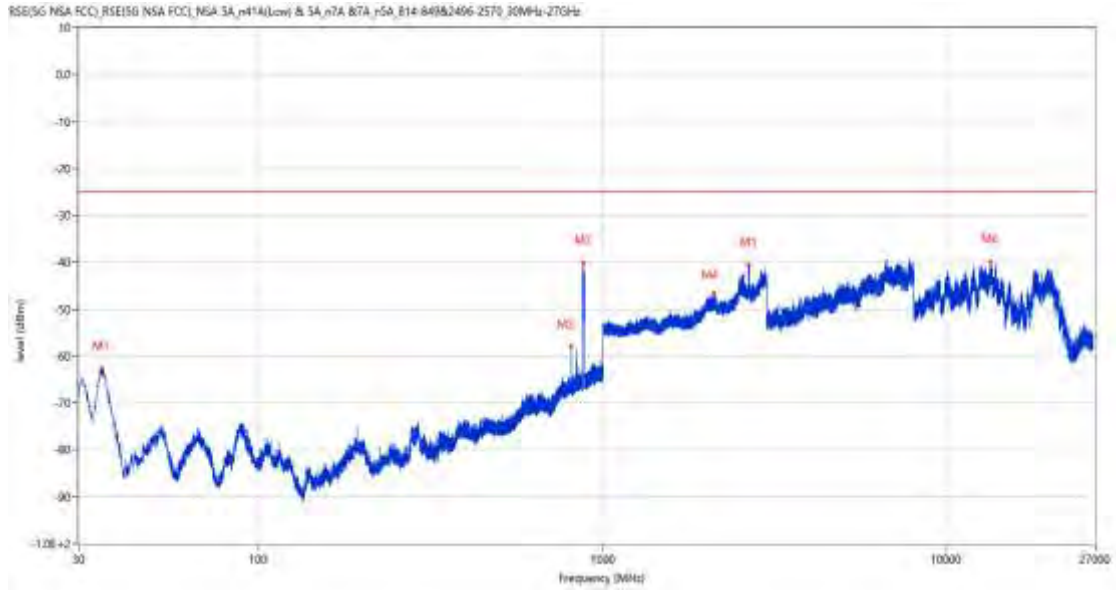
Frequency (MHz)	Result (dBm)	Factor (dB)	PK Limit (dBm)	Over Limit (dB)	Table (o)	ANT	EUT	Verdict
193.396	-71.77	-14.06	-25.0	-46.77	102.86	Horizontal	Vertical	Pass
882.582	-29.74	4.99	-25.0	-4.74	270.00	Horizontal	Vertical	N/A
2649.200	-23.34	9.76	-25.0	1.66	231.43	Horizontal	Vertical	N/A
7352.000	-39.79	14.87	-25.0	-14.79	25.71	Horizontal	Vertical	Pass
13392.075	-39.78	16.94	-25.0	-14.78	244.29	Horizontal	Vertical	Pass
19716.151	-41.20	12.94	-25.0	-16.20	231.43	Horizontal	Vertical	Pass

RSE-V&V DC_7A_n5A BW20(LTE)+BW15(NR) QPSK



Frequency (MHz)	Result (dBm)	Factor (dB)	PK Limit (dBm)	Over Limit (dB)	Table (o)	ANT	EUT	Verdict
34.947	-63.01	-22.24	-25.0	-38.01	90.00	Vertical	Vertical	Pass
833.451	-41.76	4.81	-25.0	-16.76	128.57	Vertical	Vertical	N/A
876.276	-37.82	4.67	-25.0	-12.82	321.43	Vertical	Vertical	N/A
2077.700	-46.85	5.32	-25.0	-21.85	90.00	Vertical	Vertical	Pass
2656.800	-38.41	9.48	-25.0	-13.41	12.86	Vertical	Vertical	N/A
20222.751	-40.55	12.96	-25.0	-15.55	180.00	Vertical	Vertical	Pass

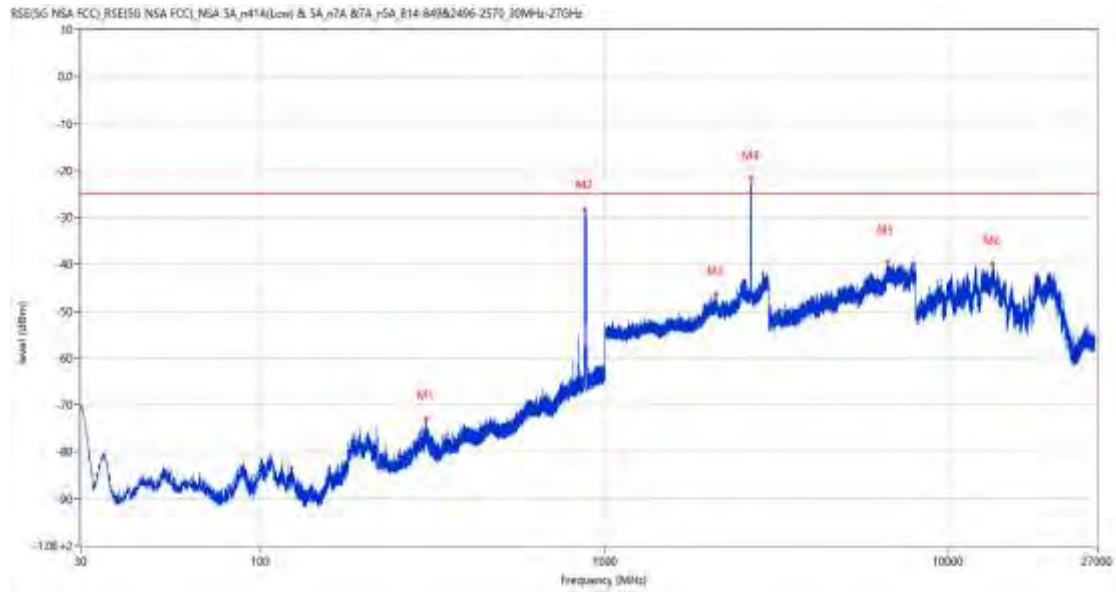
RSE-V&H DC_7A_n5A BW20(LTE)+BW15(NR) QPSK



Frequency (MHz)	Result (dBm)	Factor (dB)	PK Limit (dBm)	Over Limit (dB)	Table (o)	ANT	EUT	Verdict
34.995	-62.77	-22.21	-25.0	-37.77	205.71	Vertical	Horizontal	Pass
807.746	-58.02	4.39	-25.0	-33.02	77.14	Vertical	Horizontal	N/A
878.119	-40.07	4.77	-25.0	-15.07	347.14	Vertical	Horizontal	N/A
2101.600	-46.62	5.97	-25.0	-21.62	270.00	Vertical	Horizontal	Pass
2659.100	-40.59	9.25	-25.0	-15.59	360.00	Vertical	Horizontal	N/A
13387.350	-40.00	16.89	-25.0	-15.00	205.71	Vertical	Horizontal	Pass

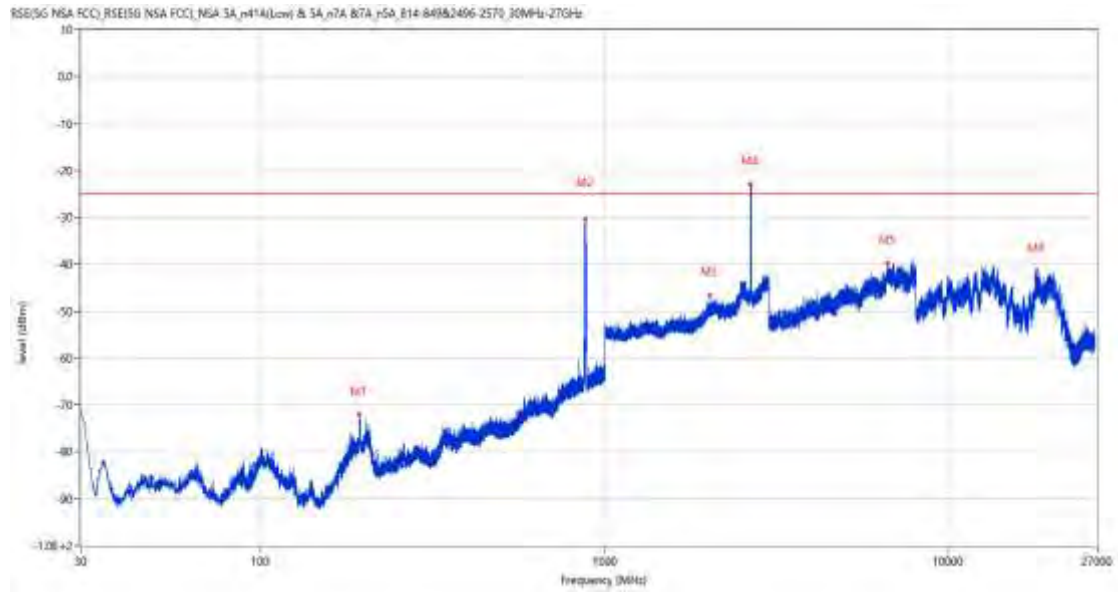
27.6 DC_7A_n5A BW20(LTE)+BW20(NR)

RSE-H&H DC_7A_n5A BW20(LTE)+BW20(NR) QPSK



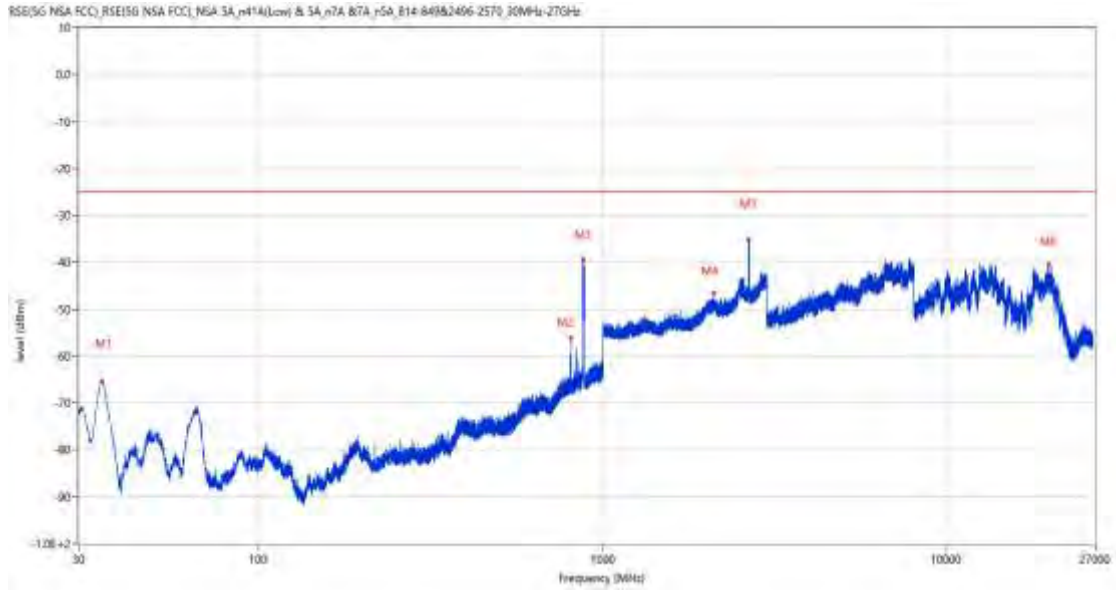
Frequency (MHz)	Result (dBm)	Factor (dB)	PK Limit (dBm)	Over Limit (dB)	Table (o)	ANT	EUT	Verdict
301.600	-72.79	-12.03	-25.0	-47.79	295.71	Horizontal	Horizontal	Pass
875.258	-28.36	4.84	-25.0	-3.36	270.00	Horizontal	Horizontal	N/A
2097.200	-46.40	5.80	-25.0	-21.40	360.00	Horizontal	Horizontal	Pass
2663.700	-21.77	9.18	-25.0	3.23	218.57	Horizontal	Horizontal	N/A
6643.000	-39.57	15.15	-25.0	-14.57	0.00	Horizontal	Horizontal	Pass
13401.787	-40.00	16.97	-25.0	-15.00	360.00	Horizontal	Horizontal	Pass

RSE-H&V DC_7A_n5A BW20(LTE)+BW20(NR) QPSK



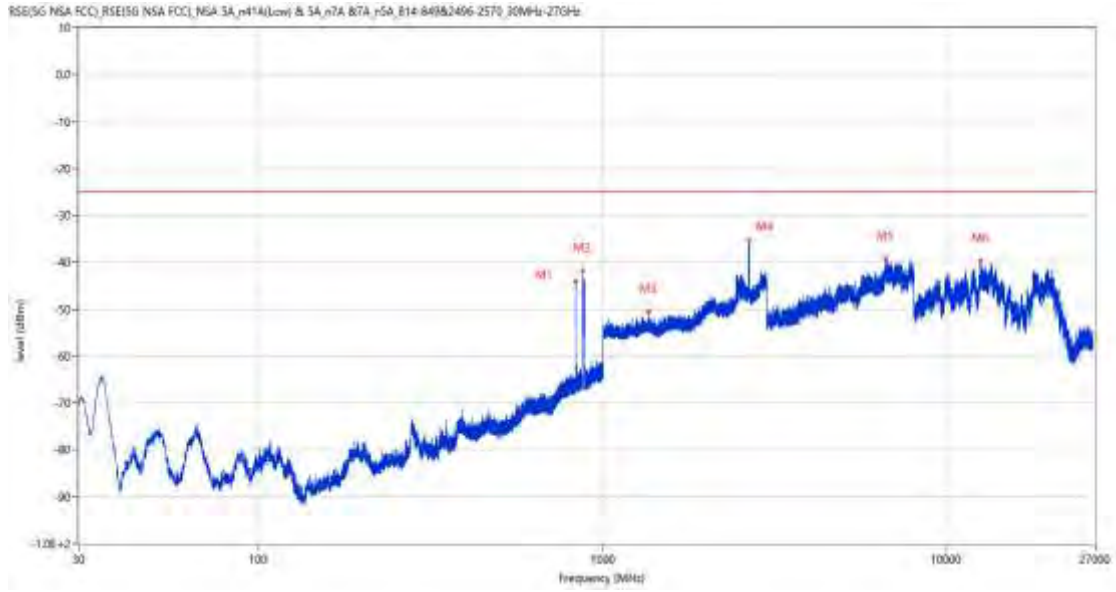
Frequency (MHz)	Result (dBm)	Factor (dB)	PK Limit (dBm)	Over Limit (dB)	Table (o)	ANT	EUT	Verdict
193.542	-72.03	-14.04	-25.0	-47.03	231.43	Horizontal	Vertical	Pass
879.284	-30.44	4.82	-25.0	-5.44	90.00	Horizontal	Vertical	N/A
2023.100	-46.49	5.78	-25.0	-21.49	257.14	Horizontal	Vertical	Pass
2653.200	-22.98	9.76	-25.0	2.02	231.43	Horizontal	Vertical	N/A
6629.000	-39.64	14.73	-25.0	-14.64	257.14	Horizontal	Vertical	Pass
17943.562	-41.43	13.94	-25.0	-16.43	282.86	Horizontal	Vertical	Pass

RSE-V&V DC_7A_n5A BW20(LTE)+BW20(NR) QPSK



Frequency (MHz)	Result (dBm)	Factor (dB)	PK Limit (dBm)	Over Limit (dB)	Table (o)	ANT	EUT	Verdict
34.995	-65.32	-22.21	-25.0	-40.32	334.29	Vertical	Vertical	Pass
809.929	-56.16	4.36	-25.0	-31.16	90.00	Vertical	Vertical	N/A
879.235	-39.21	4.82	-25.0	-14.21	192.86	Vertical	Vertical	N/A
2099.700	-46.59	6.02	-25.0	-21.59	38.57	Vertical	Vertical	Pass
2648.200	-35.10	9.82	-25.0	-10.10	218.57	Vertical	Vertical	N/A
19773.100	-40.59	12.94	-25.0	-15.59	360.00	Vertical	Vertical	Pass

RSE-V&H DC_7A_n5A BW20(LTE)+BW20(NR) QPSK

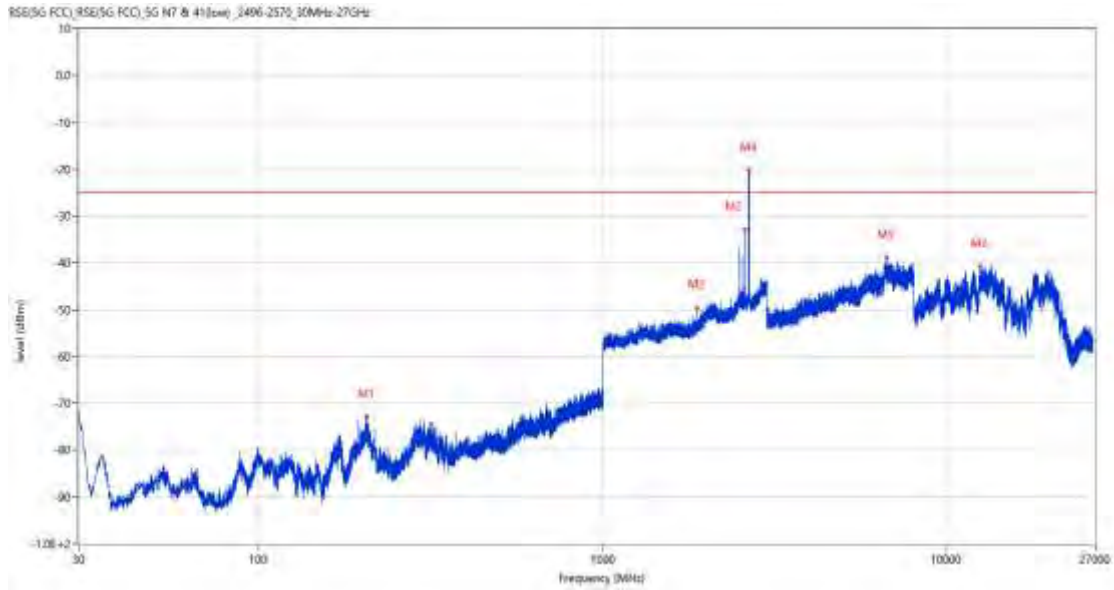


Frequency (MHz)	Result (dBm)	Factor (dB)	PK Limit (dBm)	Over Limit (dB)	Table (o)	ANT	EUT	Verdict
833.209	-44.12	4.80	-25.0	-19.12	0.00	Vertical	Horizontal	N/A
875.598	-41.79	4.82	-25.0	-16.79	334.29	Vertical	Horizontal	N/A
1362.100	-50.57	1.08	-25.0	-25.57	295.71	Vertical	Horizontal	Pass
2663.300	-35.37	9.22	-25.0	-10.37	154.29	Vertical	Horizontal	N/A
6652.250	-39.35	15.07	-25.0	-14.35	25.71	Vertical	Horizontal	Pass
12537.437	-39.71	14.12	-25.0	-14.71	205.71	Vertical	Horizontal	Pass

28 DC_7A_n7A

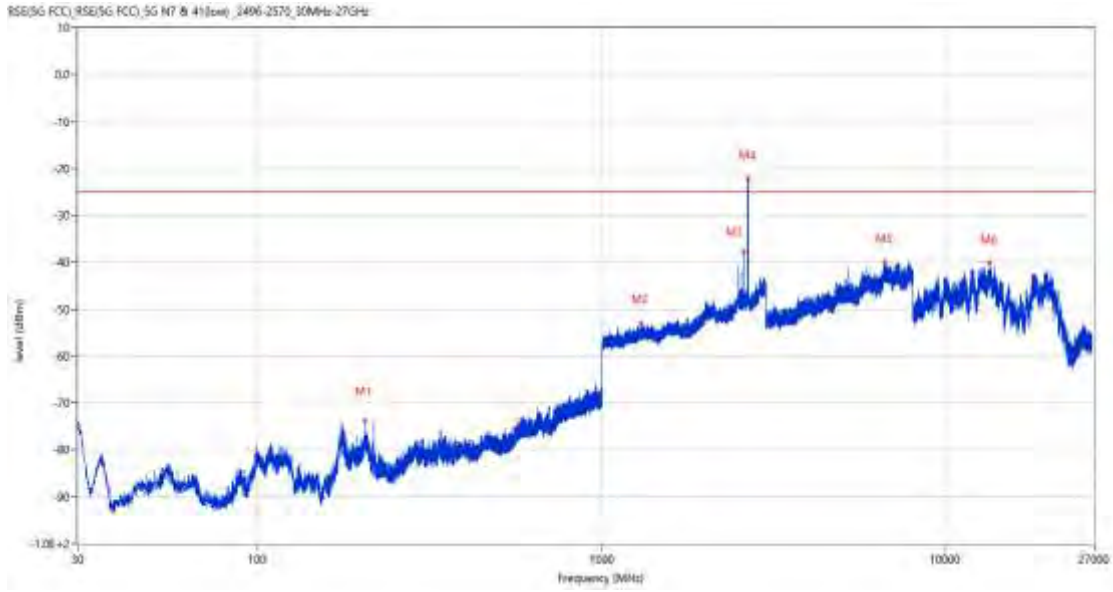
28.1 DC_7A_n7A BW20(LTE)+BW5(NR)

RSE-H&H DC_7A_n7A BW20(LTE)+BW5(NR) PI/2 BPSK



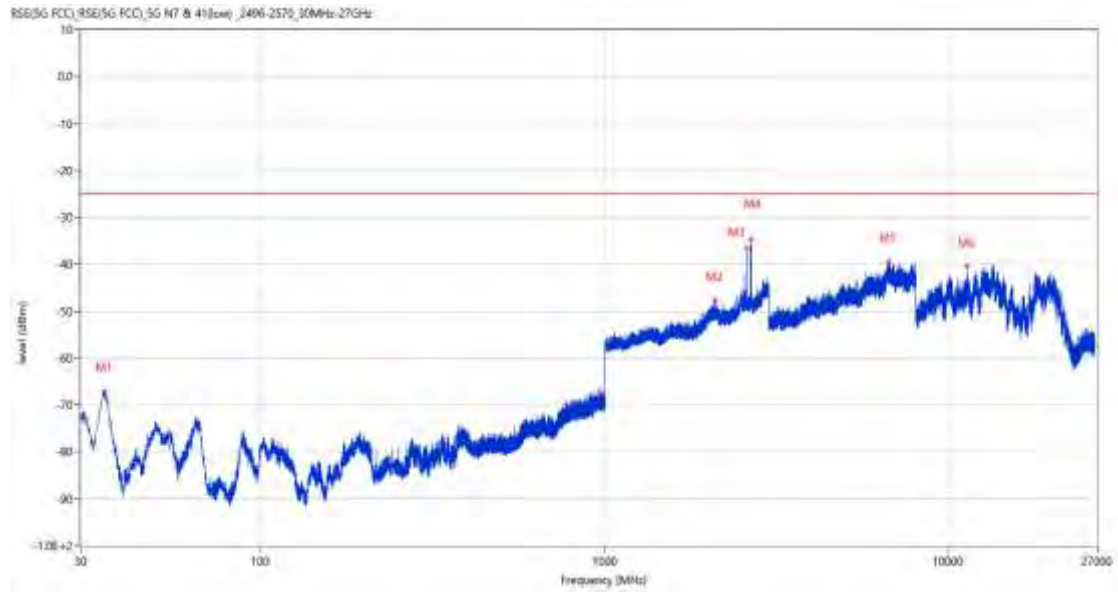
Frequency (MHz)	Result (dBm)	Factor (dB)	PK Limit (dBm)	Over Limit (dB)	Table (o)	ANT	EUT	Verdict
206.055	-72.76	-16.26	-25.0	-47.76	83.00	Horizontal	Horizontal	Pass
1883.300	-49.74	1.20	-25.0	-24.74	333.00	Horizontal	Horizontal	Pass
2581.200	-32.84	8.49	-25.0	-7.84	333.00	Horizontal	Horizontal	N/A
2654.700	-20.23	8.30	-25.0	4.77	179.00	Horizontal	Horizontal	N/A
6669.500	-38.81	14.64	-25.0	-13.81	360.00	Horizontal	Horizontal	Pass
12501.100	-40.74	14.70	-25.0	-15.74	354.00	Horizontal	Horizontal	Pass

RSE-H&V DC_7A_n7A BW20(LTE)+BW5(NR) PI/2 BPSK



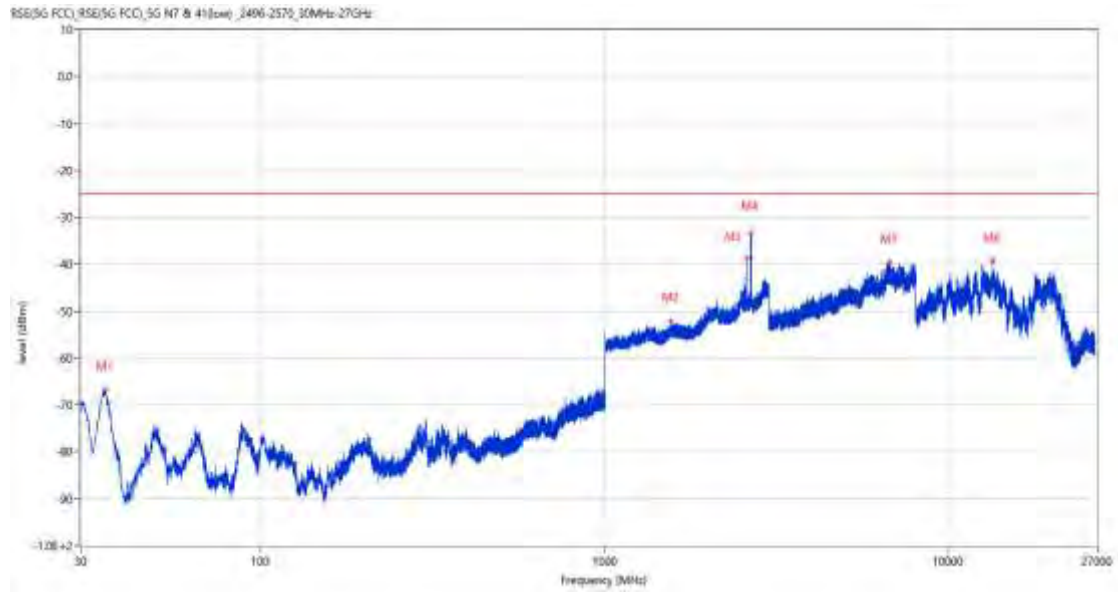
Frequency (MHz)	Result (dBm)	Factor (dB)	PK Limit (dBm)	Over Limit (dB)	Table (o)	ANT	EUT	Verdict
205.134	-73.70	-16.08	-25.0	-48.70	98.00	Horizontal	Vertical	Pass
1295.000	-53.06	-0.76	-25.0	-28.06	245.00	Horizontal	Vertical	Pass
2583.700	-37.70	8.11	-25.0	-12.70	337.00	Horizontal	Vertical	N/A
2657.000	-22.20	8.07	-25.0	2.80	112.00	Horizontal	Vertical	N/A
6644.750	-40.01	15.12	-25.0	-15.01	312.00	Horizontal	Vertical	Pass
13401.000	-40.20	16.99	-25.0	-15.20	345.00	Horizontal	Vertical	Pass

RSE-V&V DC_7A_n7A BW20(LTE)+BW5(NR) PI/2 BPSK



Frequency (MHz)	Result (dBm)	Factor (dB)	PK Limit (dBm)	Over Limit (dB)	Table (o)	ANT	EUT	Verdict
35.190	-67.15	-22.86	-25.0	-42.15	315.00	Vertical	Vertical	Pass
2088.400	-47.57	4.34	-25.0	-22.57	122.00	Vertical	Vertical	Pass
2579.100	-36.64	8.57	-25.0	-11.64	165.00	Vertical	Vertical	N/A
2657.300	-34.70	8.05	-25.0	-9.70	333.00	Vertical	Vertical	N/A
6661.250	-39.50	14.75	-25.0	-14.50	309.00	Vertical	Vertical	Pass
11295.075	-40.44	13.42	-25.0	-15.44	15.00	Vertical	Vertical	Pass

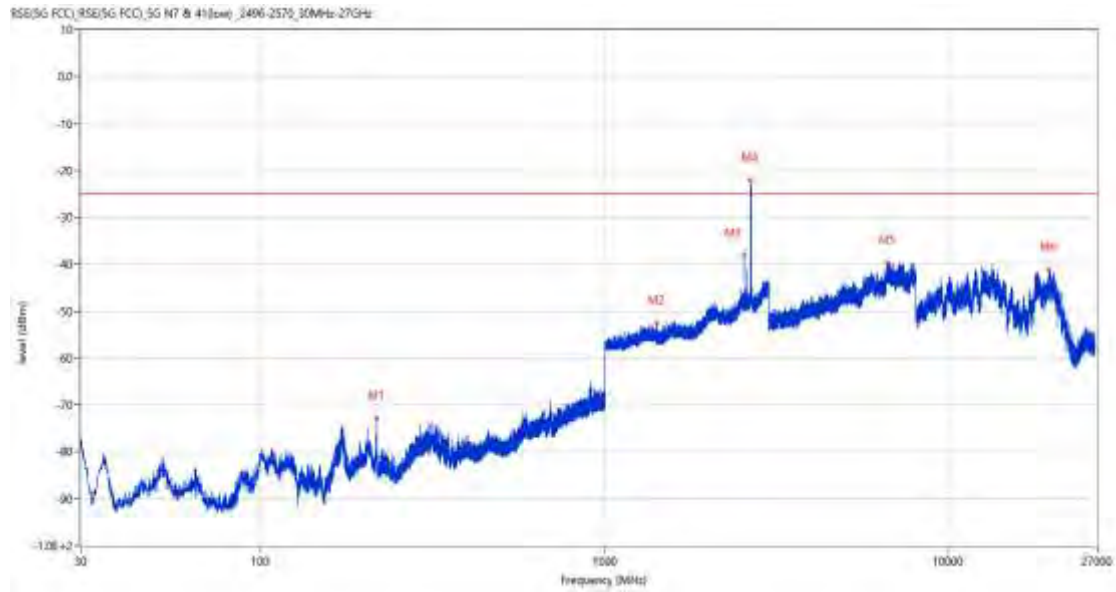
RSE-V&H DC_7A_n7A BW20(LTE)+BW5(NR) PI/2 BPSK



Frequency (MHz)	Result (dBm)	Factor (dB)	PK Limit (dBm)	Over Limit (dB)	Table (o)	ANT	EUT	Verdict
35.286	-66.62	-22.82	-25.0	-41.62	81.00	Vertical	Horizontal	Pass
1557.600	-52.17	0.35	-25.0	-27.17	93.00	Vertical	Horizontal	Pass
2581.300	-38.68	8.47	-25.0	-13.68	6.00	Vertical	Horizontal	N/A
2655.900	-33.25	8.19	-25.0	-8.25	43.00	Vertical	Horizontal	N/A
6711.750	-39.61	15.57	-25.0	-14.61	214.00	Vertical	Horizontal	Pass
13385.513	-39.34	16.87	-25.0	-14.34	-3.00	Vertical	Horizontal	Pass

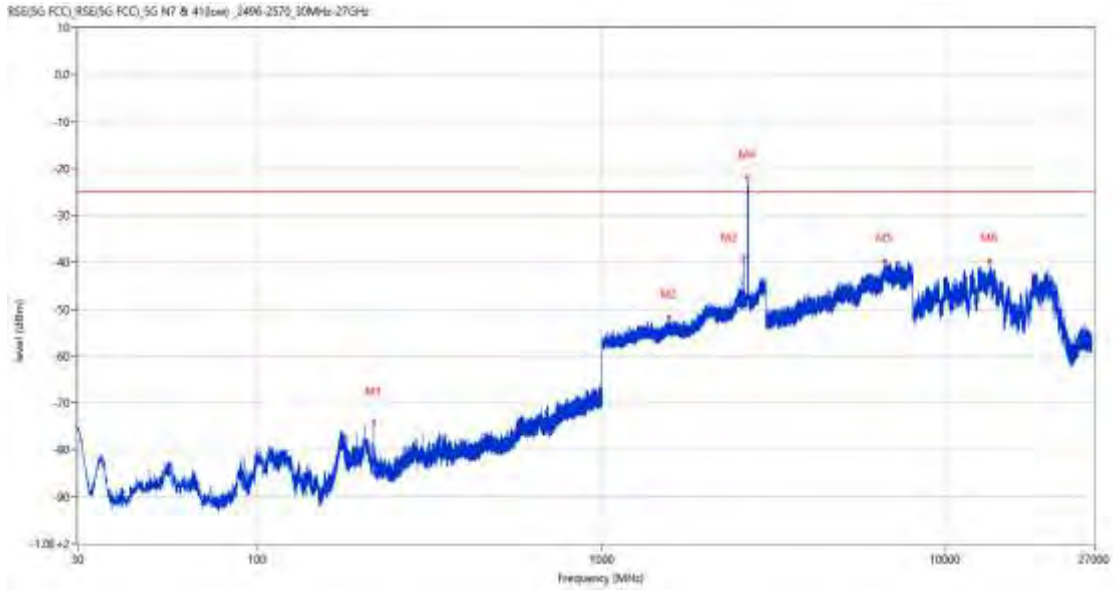
28.2 DC_7A_n7A BW20(LTE)+BW15(NR)

RSE-H&H DC_7A_n7A BW20(LTE)+BW15(NR) PI/2 BPSK



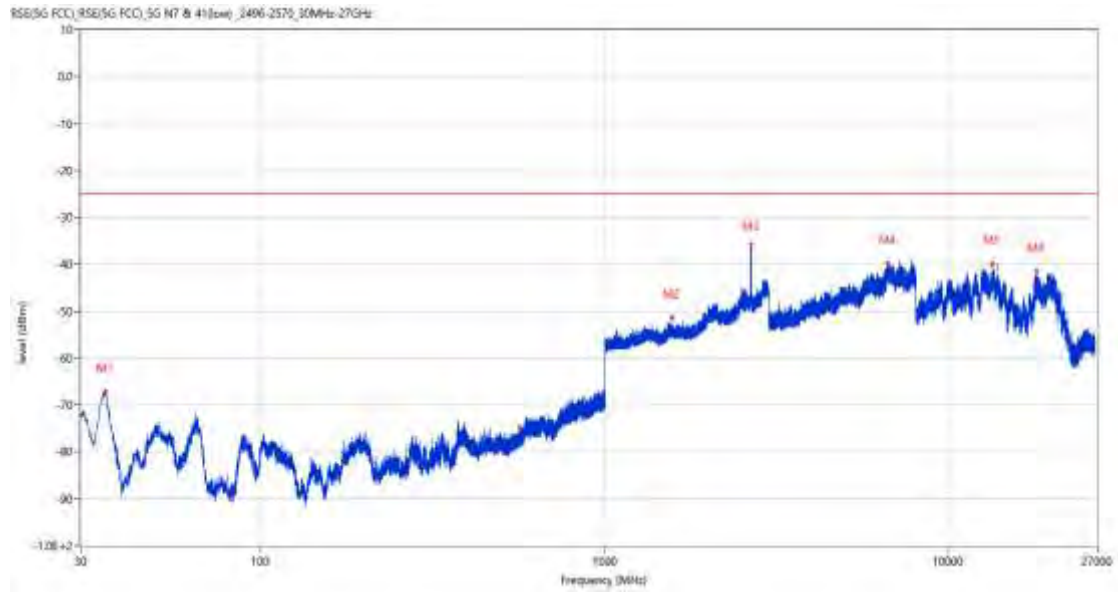
Frequency (MHz)	Result (dBm)	Factor (dB)	PK Limit (dBm)	Over Limit (dB)	Table (o)	ANT	EUT	Verdict
217.064	-72.86	-16.62	-25.0	-47.86	86.00	Horizontal	Horizontal	Pass
1416.600	-52.47	-1.05	-25.0	-27.47	142.00	Horizontal	Horizontal	Pass
2537.000	-38.14	8.16	-25.0	-13.14	334.00	Horizontal	Horizontal	N/A
2650.400	-22.17	8.57	-25.0	2.83	192.00	Horizontal	Horizontal	N/A
6645.500	-39.79	15.17	-25.0	-14.79	32.00	Horizontal	Horizontal	Pass
19504.075	-41.15	12.93	-25.0	-16.15	-1.00	Horizontal	Horizontal	Pass

RSE-H&V DC_7A_n7A BW20(LTE)+BW15(NR) PI/2 BPSK



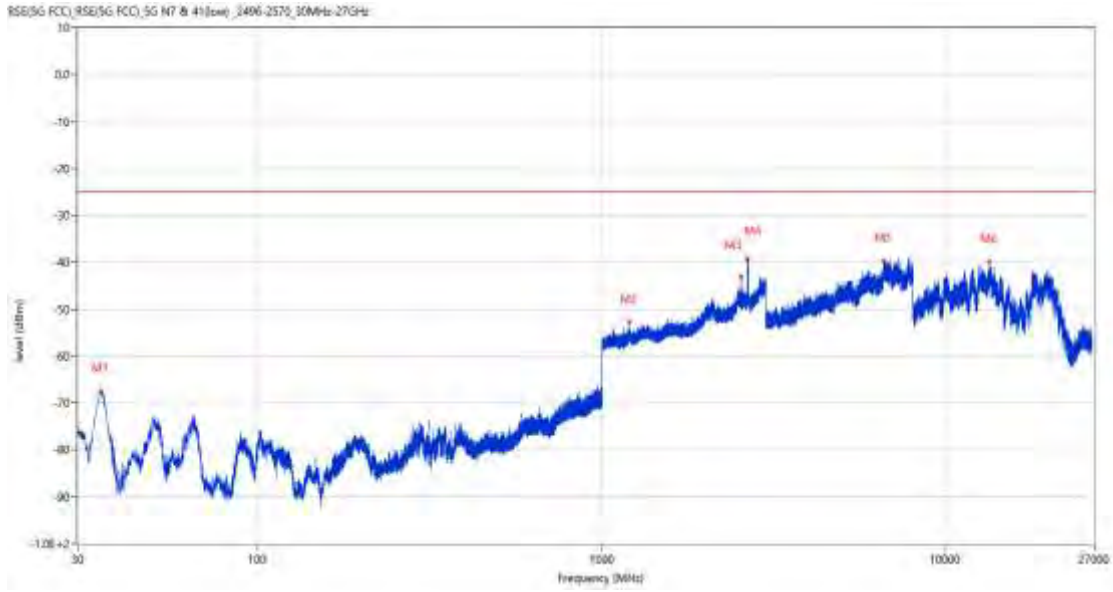
Frequency (MHz)	Result (dBm)	Factor (dB)	PK Limit (dBm)	Over Limit (dB)	Table (o)	ANT	EUT	Verdict
217.113	-74.20	-16.61	-25.0	-49.20	81.00	Horizontal	Vertical	Pass
1569.300	-51.67	0.69	-25.0	-26.67	100.00	Horizontal	Vertical	Pass
2588.400	-38.98	7.68	-25.0	-13.98	280.00	Horizontal	Vertical	N/A
2647.700	-21.95	8.48	-25.0	3.05	113.00	Horizontal	Vertical	N/A
6641.750	-39.70	15.02	-25.0	-14.70	128.00	Horizontal	Vertical	Pass
13372.650	-39.80	16.75	-25.0	-14.80	163.00	Horizontal	Vertical	Pass

RSE-V&V DC_7A_n7A BW20(LTE)+BW15(NR) PI/2 BPSK



Frequency (MHz)	Result (dBm)	Factor (dB)	PK Limit (dBm)	Over Limit (dB)	Table (o)	ANT	EUT	Verdict
35.383	-67.12	-22.78	-25.0	-42.12	333.00	Vertical	Vertical	Pass
1564.700	-51.26	0.35	-25.0	-26.26	-2.00	Vertical	Vertical	Pass
2655.200	-35.85	8.24	-25.0	-10.85	98.00	Vertical	Vertical	N/A
6643.500	-39.74	15.14	-25.0	-14.74	320.00	Vertical	Vertical	Pass
13397.588	-39.96	16.99	-25.0	-14.96	20.00	Vertical	Vertical	Pass
17951.437	-41.42	14.05	-25.0	-16.42	275.00	Vertical	Vertical	Pass

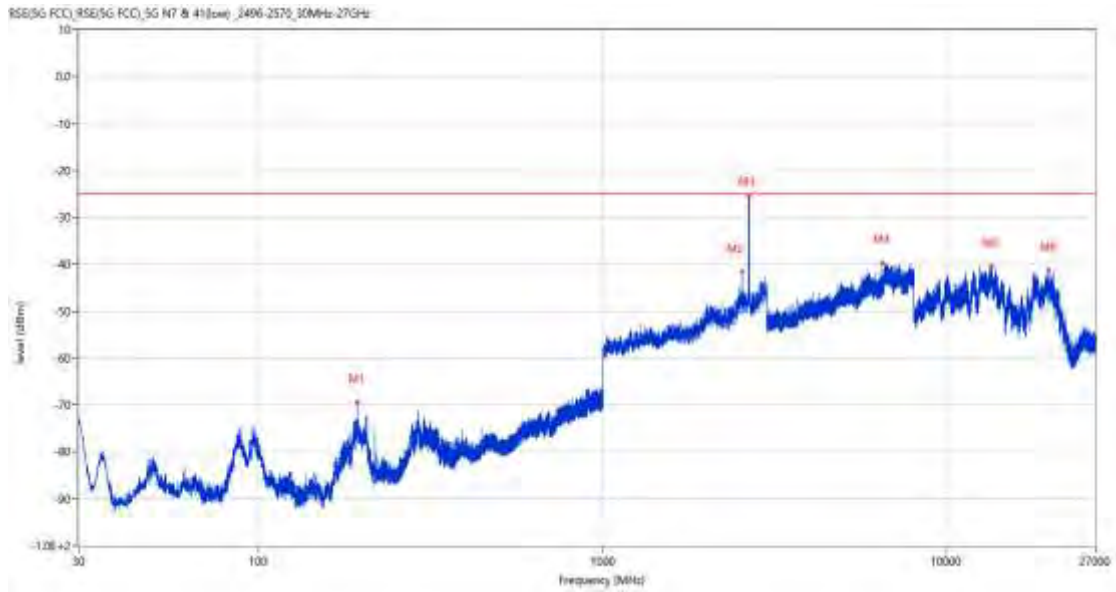
RSE-V&H DC_7A_n7A BW20(LTE)+BW15(NR) PI/2 BPSK



Frequency (MHz)	Result (dBm)	Factor (dB)	PK Limit (dBm)	Over Limit (dB)	Table (o)	ANT	EUT	Verdict
34.995	-67.51	-22.95	-25.0	-42.51	328.00	Vertical	Horizontal	Pass
1204.000	-52.75	-0.70	-25.0	-27.75	360.00	Vertical	Horizontal	Pass
2537.600	-43.12	8.16	-25.0	-18.12	32.00	Vertical	Horizontal	N/A
2647.900	-39.22	8.48	-25.0	-14.22	7.00	Vertical	Horizontal	N/A
6615.500	-39.73	14.50	-25.0	-14.73	299.00	Vertical	Horizontal	Pass
13386.563	-39.90	16.88	-25.0	-14.90	163.00	Vertical	Horizontal	Pass

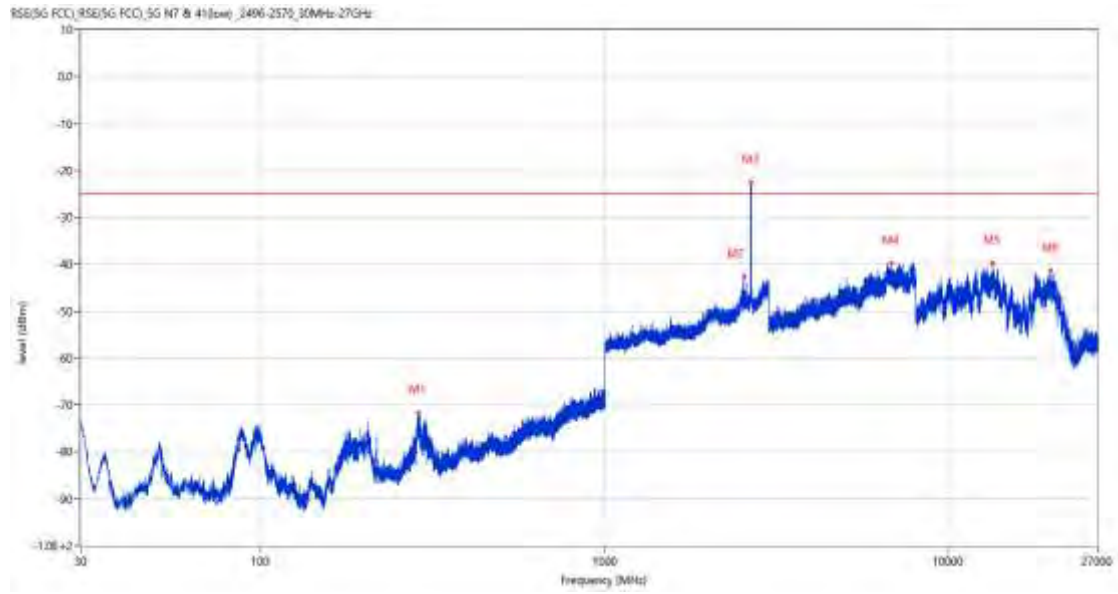
28.3 DC_7A_n7A BW20(LTE)+BW20(NR)

RSE-H&H DC_7A_n7A BW20(LTE)+BW20(NR) PI/2 BPSK



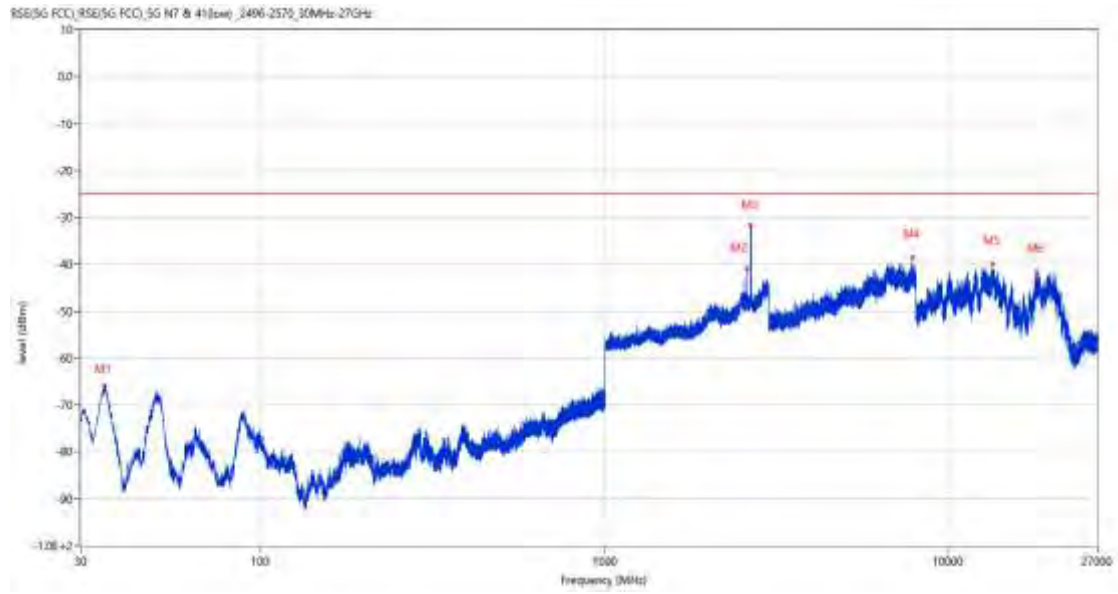
Frequency (MHz)	Result (dBm)	Factor (dB)	PK Limit (dBm)	Over Limit (dB)	Table (o)	ANT	EUT	Verdict
193.542	-69.34	-16.05	-25.0	-44.34	50.00	Horizontal	Horizontal	Pass
2538.200	-41.63	8.16	-25.0	-16.63	319.00	Horizontal	Horizontal	N/A
2662.600	-25.49	7.85	-25.0	-0.49	218.00	Horizontal	Horizontal	N/A
6500.750	-39.77	12.87	-25.0	-14.77	69.00	Horizontal	Horizontal	Pass
13506.263	-40.27	15.44	-25.0	-15.27	102.00	Horizontal	Horizontal	Pass
19779.750	-41.28	12.94	-25.0	-16.28	309.00	Horizontal	Horizontal	Pass

RSE-H&V DC_7A_n7A BW20(LTE)+BW20(NR) PI/2 BPSK



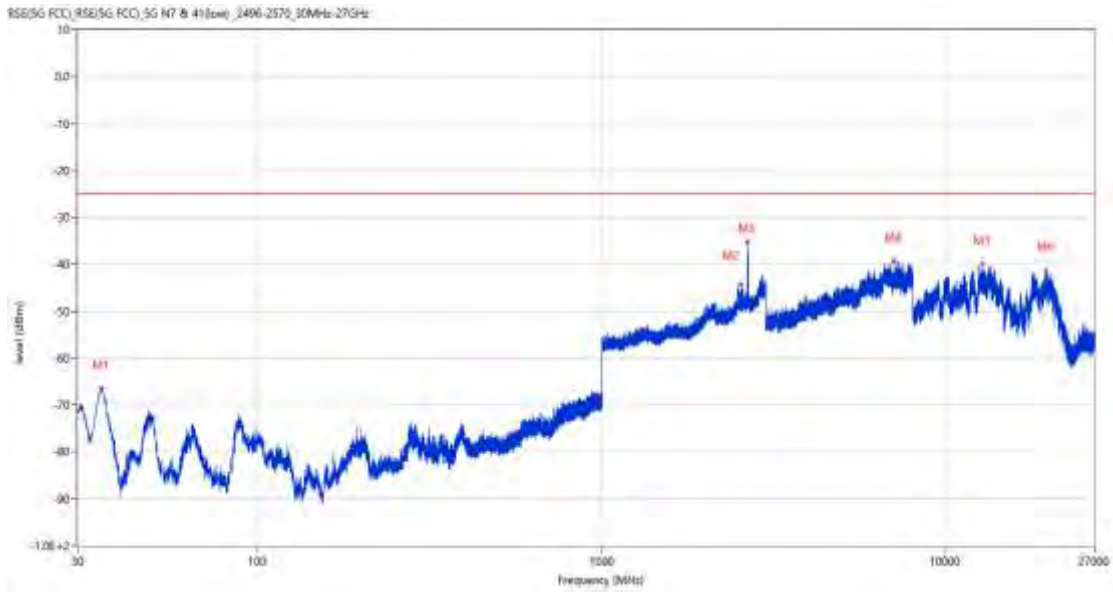
Frequency (MHz)	Result (dBm)	Factor (dB)	PK Limit (dBm)	Over Limit (dB)	Table (o)	ANT	EUT	Verdict
286.371	-71.69	-13.58	-25.0	-46.69	294.00	Horizontal	Vertical	Pass
2537.500	-42.62	8.16	-25.0	-17.62	184.00	Horizontal	Vertical	N/A
2659.000	-22.56	8.01	-25.0	2.44	112.00	Horizontal	Vertical	N/A
6795.500	-39.71	14.48	-25.0	-14.71	94.00	Horizontal	Vertical	Pass
13392.862	-39.62	16.94	-25.0	-14.62	287.00	Horizontal	Vertical	Pass
19727.999	-41.46	12.94	-25.0	-16.46	325.00	Horizontal	Vertical	Pass

RSE-V&V DC_7A_n7A BW20(LTE)+BW20(NR) PI/2 BPSK



Frequency (MHz)	Result (dBm)	Factor (dB)	PK Limit (dBm)	Over Limit (dB)	Table (o)	ANT	EUT	Verdict
35.190	-65.89	-22.86	-25.0	-40.89	349.00	Vertical	Vertical	Pass
2580.400	-40.99	8.60	-25.0	-15.99	163.00	Vertical	Vertical	N/A
2652.100	-31.73	8.44	-25.0	-6.73	332.00	Vertical	Vertical	N/A
7822.750	-38.53	16.09	-25.0	-13.53	134.00	Vertical	Vertical	Pass
13399.162	-40.01	17.00	-25.0	-15.01	328.00	Vertical	Vertical	Pass
17949.600	-41.64	14.08	-25.0	-16.64	207.00	Vertical	Vertical	Pass

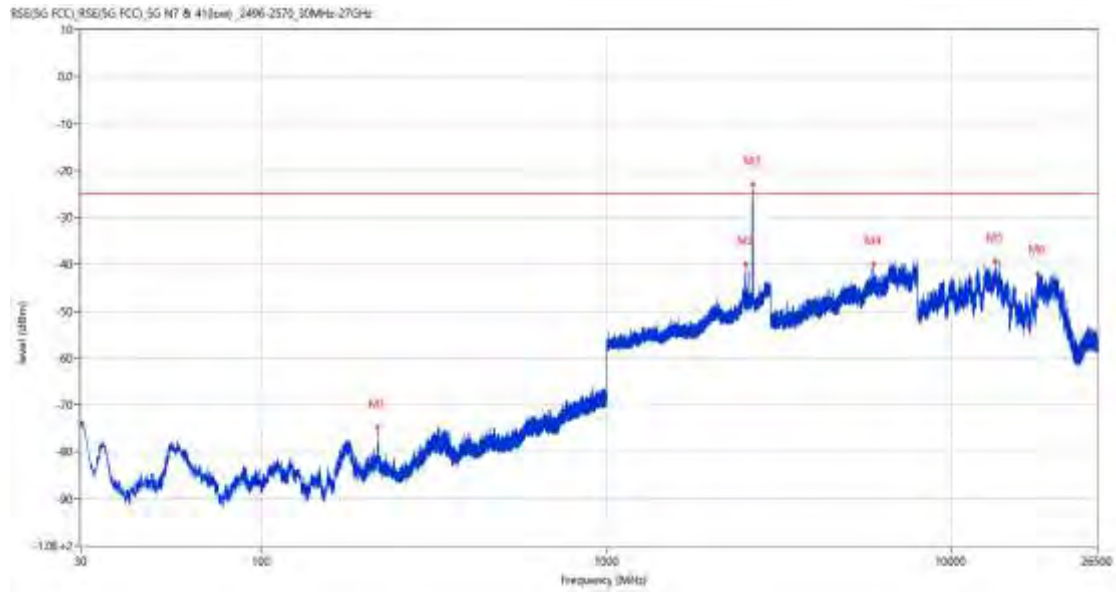
RSE-V&H DC_7A_n7A BW20(LTE)+BW20(NR) PI/2 BPSK



Frequency (MHz)	Result (dBm)	Factor (dB)	PK Limit (dBm)	Over Limit (dB)	Table (o)	ANT	EUT	Verdict
35.190	-66.45	-22.86	-25.0	-41.45	360.00	Vertical	Horizontal	Pass
2539.500	-44.20	8.15	-25.0	-19.20	20.00	Vertical	Horizontal	N/A
2650.300	-35.47	8.57	-25.0	-10.47	343.00	Vertical	Horizontal	N/A
7059.250	-39.31	14.17	-25.0	-14.31	171.00	Vertical	Horizontal	Pass
12741.213	-39.89	14.72	-25.0	-14.89	294.00	Vertical	Horizontal	Pass
19523.250	-41.44	12.93	-25.0	-16.44	247.00	Vertical	Horizontal	Pass

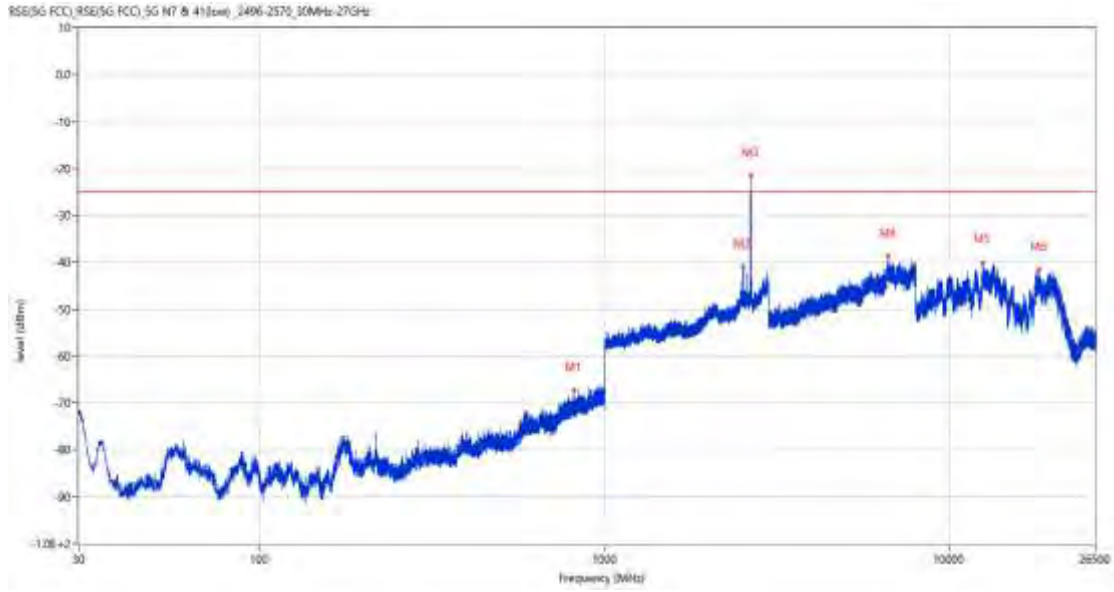
28.4 DC_7A_n7A BW20(LTE)+BW5(NR)

RSE-H&H DC_7A_n7A BW20(LTE)+BW5(NR) QPSK



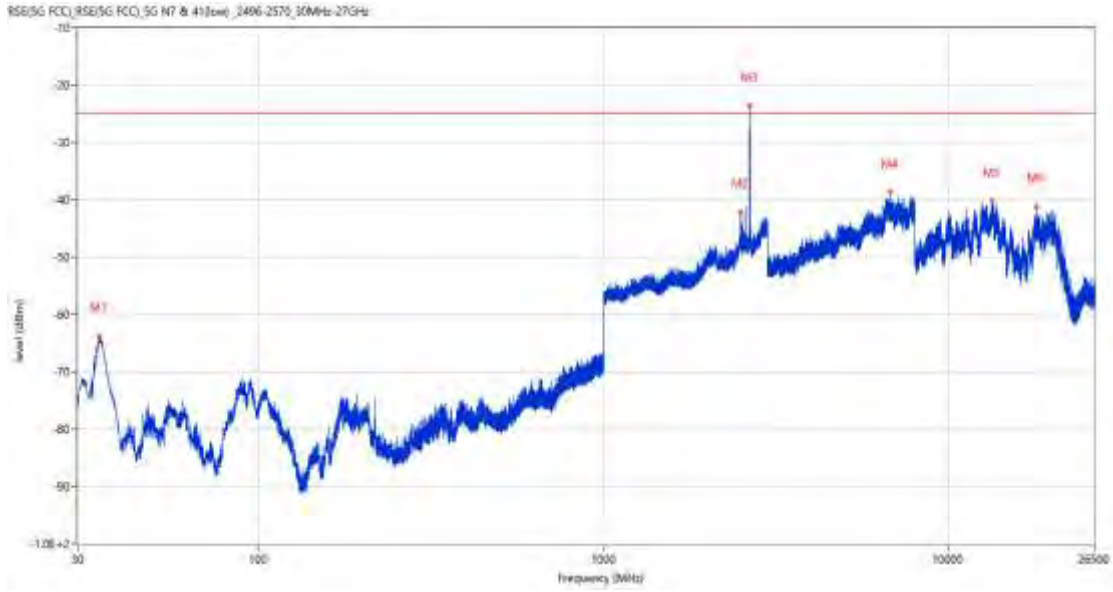
Frequency (MHz)	Result (dBm)	Factor (dB)	PK Limit (dBm)	Over Limit (dB)	Table (o)	ANT	EUT	Verdict
217.598	-74.63	-16.58	-25.0	-49.63	308.57	Horizontal	Horizontal	Pass
2536.300	-39.91	8.16	-25.0	-14.91	308.57	Horizontal	Horizontal	N/A
2654.500	-22.95	8.31	-25.0	2.05	205.71	Horizontal	Horizontal	N/A
5966.500	-40.00	13.58	-25.0	-15.00	0.00	Horizontal	Horizontal	Pass
13391.025	-39.39	16.93	-25.0	-14.39	77.14	Horizontal	Horizontal	Pass
17803.911	-41.91	13.09	-25.0	-16.91	308.57	Horizontal	Horizontal	Pass

RSE-H&V DC_7A_n7A BW20(LTE)+BW5(NR) QPSK



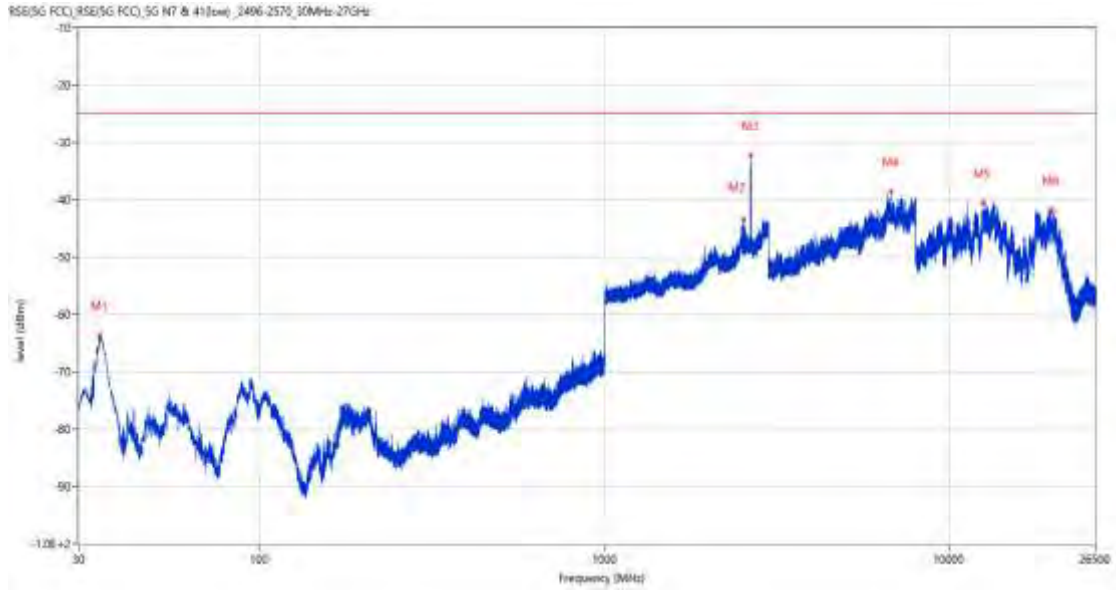
Frequency (MHz)	Result (dBm)	Factor (dB)	PK Limit (dBm)	Over Limit (dB)	Table (o)	ANT	EUT	Verdict
814.876	-67.28	-1.28	-25.0	-42.28	270.00	Horizontal	Vertical	Pass
2529.800	-41.01	8.19	-25.0	-16.01	167.14	Horizontal	Vertical	N/A
2654.300	-21.42	8.31	-25.0	3.58	257.14	Horizontal	Vertical	N/A
6650.500	-38.59	15.10	-25.0	-13.59	347.14	Horizontal	Vertical	Pass
12502.762	-40.03	14.68	-25.0	-15.03	360.00	Horizontal	Vertical	Pass
18188.276	-41.57	12.86	-25.0	-16.57	102.86	Horizontal	Vertical	Pass

RSE-V&V DC_7A_n7A BW20(LTE)+BW5(NR) QPSK



Frequency (MHz)	Result (dBm)	Factor (dB)	PK Limit (dBm)	Over Limit (dB)	Table (o)	ANT	EUT	Verdict
34.608	-63.87	-23.04	-25.0	-38.87	347.14	Vertical	Vertical	Pass
2487.400	-42.14	8.17	-25.0	-17.14	51.43	Vertical	Vertical	N/A
2655.300	-23.59	8.22	-25.0	1.41	192.86	Vertical	Vertical	N/A
6785.250	-38.61	14.42	-25.0	-13.61	154.29	Vertical	Vertical	Pass
13381.049	-40.20	16.83	-25.0	-15.20	321.43	Vertical	Vertical	Pass
17931.489	-41.17	13.65	-25.0	-16.17	90.00	Vertical	Vertical	Pass

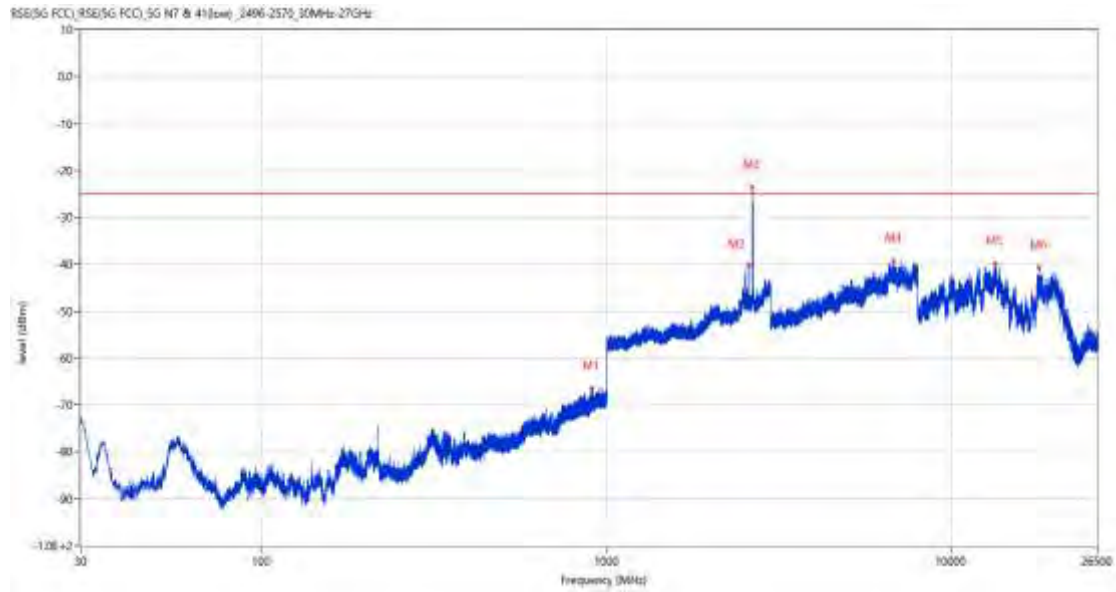
RSE-V&H DC_7A_n7A BW20(LTE)+BW5(NR) QPSK



Frequency (MHz)	Result (dBm)	Factor (dB)	PK Limit (dBm)	Over Limit (dB)	Table (o)	ANT	EUT	Verdict
34.511	-63.55	-23.06	-25.0	-38.55	321.43	Vertical	Horizontal	Pass
2536.700	-43.39	8.16	-25.0	-18.39	321.43	Vertical	Horizontal	N/A
2656.700	-32.15	8.12	-25.0	-7.15	244.29	Vertical	Horizontal	N/A
6760.250	-38.45	14.33	-25.0	-13.45	64.29	Vertical	Horizontal	Pass
12492.550	-40.45	14.65	-25.0	-15.45	295.71	Vertical	Horizontal	Pass
19746.324	-41.65	12.94	-25.0	-16.65	180.00	Vertical	Horizontal	Pass

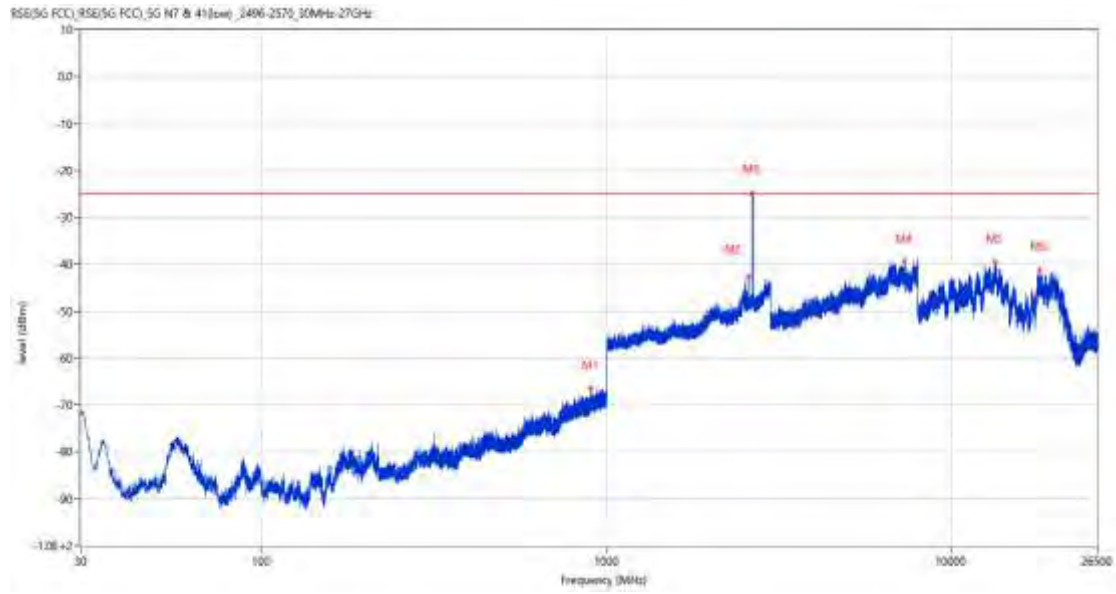
28.5 DC_7A_n7A BW20(LTE)+BW15(NR)

RSE-H&H DC_7A_n7A BW20(LTE)+BW15(NR) QPSK



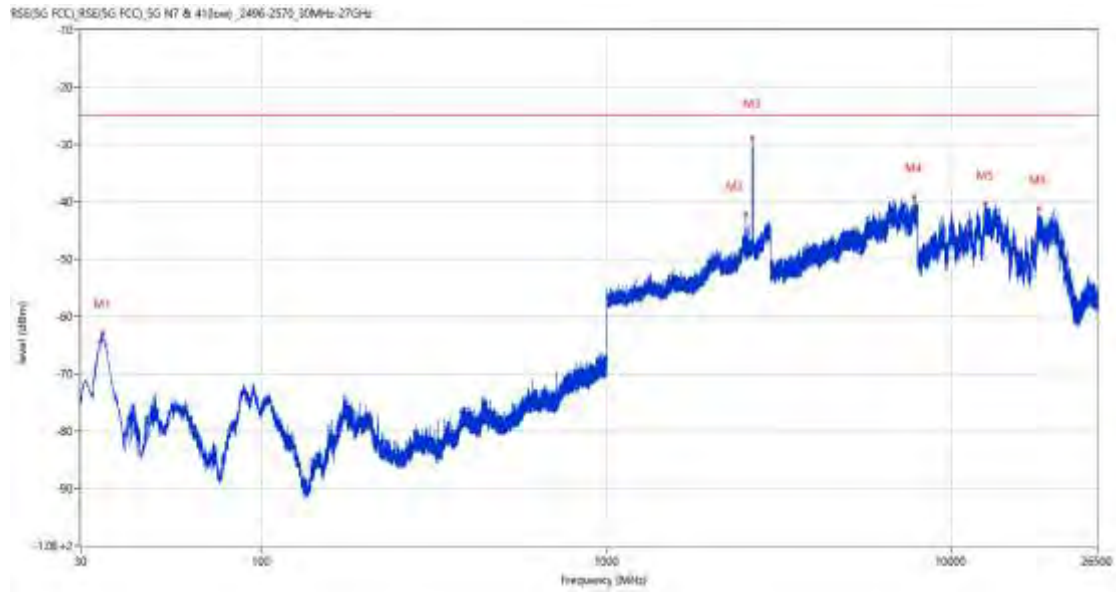
Frequency (MHz)	Result (dBm)	Factor (dB)	PK Limit (dBm)	Over Limit (dB)	Table (o)	ANT	EUT	Verdict
905.086	-66.39	0.33	-25.0	-41.39	154.29	Horizontal	Horizontal	Pass
2581.900	-40.21	8.37	-25.0	-15.21	167.14	Horizontal	Horizontal	N/A
2647.900	-23.52	8.48	-25.0	1.48	180.00	Horizontal	Horizontal	N/A
6828.000	-39.30	14.32	-25.0	-14.30	257.14	Horizontal	Horizontal	Pass
13392.338	-39.87	16.94	-25.0	-14.87	12.86	Horizontal	Horizontal	Pass
17952.225	-40.78	14.03	-25.0	-15.78	218.57	Horizontal	Horizontal	Pass

RSE-H&V DC_7A_n7A BW20(LTE)+BW15(NR) QPSK



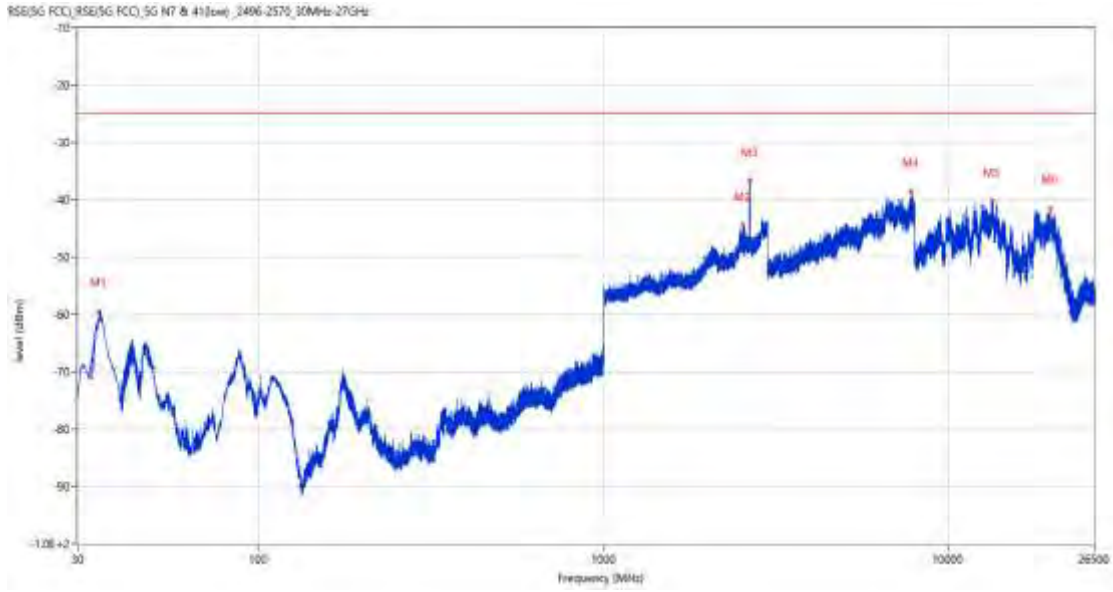
Frequency (MHz)	Result (dBm)	Factor (dB)	PK Limit (dBm)	Over Limit (dB)	Table (o)	ANT	EUT	Verdict
901.787	-66.44	0.14	-25.0	-41.44	295.71	Horizontal	Vertical	Pass
2580.600	-42.61	8.60	-25.0	-17.61	12.86	Horizontal	Vertical	N/A
2651.200	-24.71	8.56	-25.0	0.29	218.57	Horizontal	Vertical	N/A
7295.250	-39.58	14.45	-25.0	-14.58	51.43	Horizontal	Vertical	Pass
13403.099	-39.61	16.94	-25.0	-14.61	167.14	Horizontal	Vertical	Pass
17950.650	-41.19	14.07	-25.0	-16.19	0.00	Horizontal	Vertical	Pass

RSE-V&V DC_7A_n7A BW20(LTE)+BW15(NR) QPSK



Frequency (MHz)	Result (dBm)	Factor (dB)	PK Limit (dBm)	Over Limit (dB)	Table (o)	ANT	EUT	Verdict
34.705	-62.80	-23.02	-25.0	-37.80	360.00	Vertical	Vertical	Pass
2537.000	-42.27	8.16	-25.0	-17.27	167.14	Vertical	Vertical	N/A
2648.000	-28.93	8.49	-25.0	-3.93	154.29	Vertical	Vertical	N/A
7821.500	-39.11	16.17	-25.0	-14.11	102.86	Vertical	Vertical	Pass
12531.974	-40.42	14.21	-25.0	-15.42	64.29	Vertical	Vertical	Pass
17923.613	-41.17	13.46	-25.0	-16.17	0.00	Vertical	Vertical	Pass

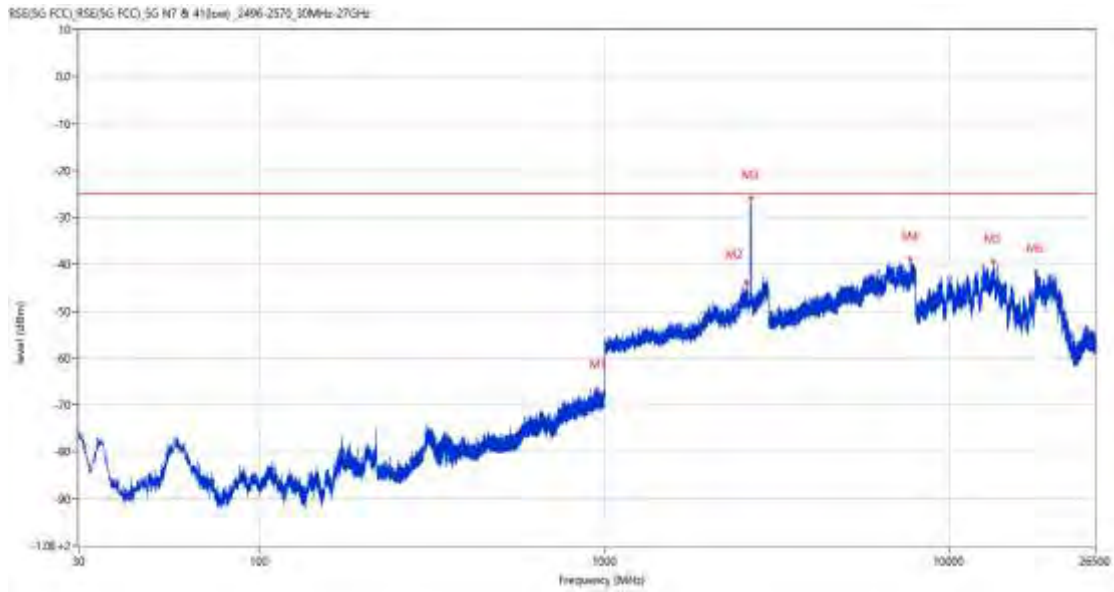
RSE-V&H DC_7A_n7A BW20(LTE)+BW15(NR) QPSK



Frequency (MHz)	Result (dBm)	Factor (dB)	PK Limit (dBm)	Over Limit (dB)	Table (o)	ANT	EUT	Verdict
34.511	-59.48	-23.06	-25.0	-34.48	38.57	Vertical	Horizontal	Pass
2535.700	-44.40	8.16	-25.0	-19.40	51.43	Vertical	Horizontal	N/A
2659.400	-36.63	7.97	-25.0	-11.63	192.86	Vertical	Horizontal	N/A
7801.250	-38.53	15.86	-25.0	-13.53	0.00	Vertical	Horizontal	Pass
13395.225	-40.12	16.97	-25.0	-15.12	308.57	Vertical	Horizontal	Pass
19765.449	-41.59	12.94	-25.0	-16.59	360.00	Vertical	Horizontal	Pass

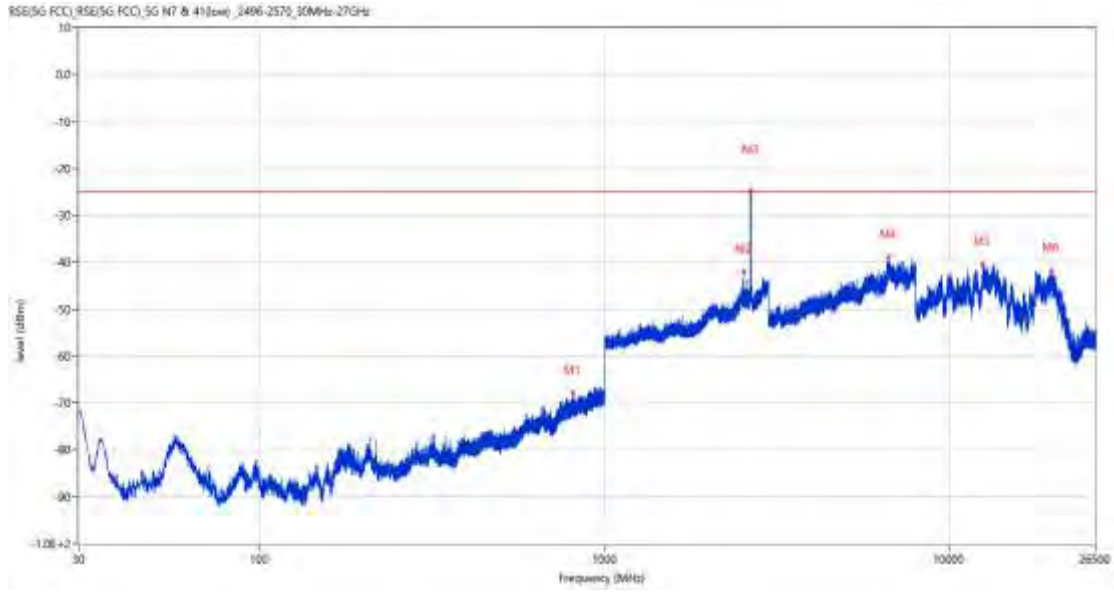
28.6 DC_7A_n7A BW20(LTE)+BW20(NR)

RSE-H&H DC_7A_n7A BW20(LTE)+BW20(NR) QPSK



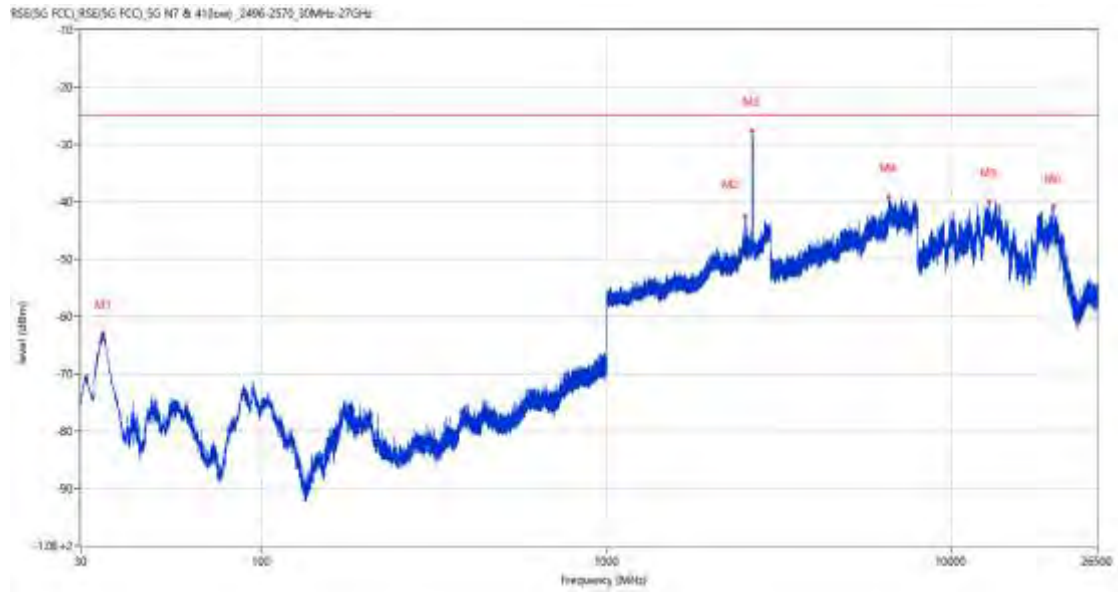
Frequency (MHz)	Result (dBm)	Factor (dB)	PK Limit (dBm)	Over Limit (dB)	Table (o)	ANT	EUT	Verdict
952.955	-66.68	1.66	-25.0	-41.68	347.14	Horizontal	Horizontal	Pass
2581.500	-43.95	8.44	-25.0	-18.95	308.57	Horizontal	Horizontal	N/A
2661.100	-25.90	7.91	-25.0	-0.90	205.71	Horizontal	Horizontal	N/A
7725.750	-38.95	14.16	-25.0	-13.95	0.00	Horizontal	Horizontal	Pass
13368.450	-39.44	16.71	-25.0	-14.44	25.71	Horizontal	Horizontal	Pass
17796.563	-41.59	12.99	-25.0	-16.59	205.71	Horizontal	Horizontal	Pass

RSE-H&V DC_7A_n7A BW20(LTE)+BW20(NR) QPSK



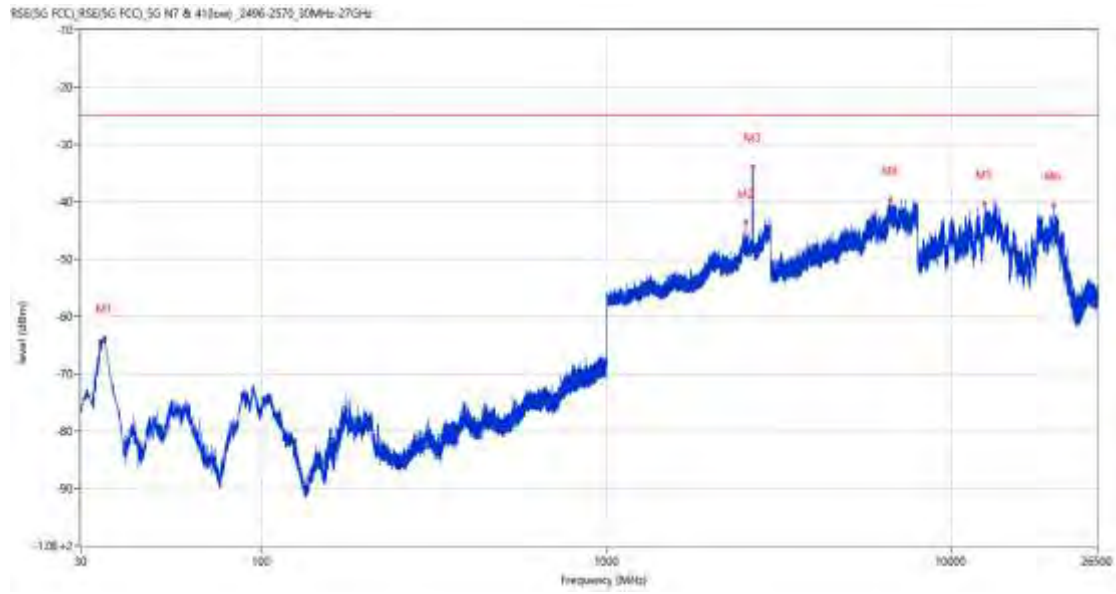
Frequency (MHz)	Result (dBm)	Factor (dB)	PK Limit (dBm)	Over Limit (dB)	Table (o)	ANT	EUT	Verdict
811.190	-67.85	-1.15	-25.0	-42.85	128.57	Horizontal	Vertical	Pass
2536.600	-42.07	8.16	-25.0	-17.07	154.29	Horizontal	Vertical	N/A
2660.900	-24.90	7.92	-25.0	0.10	205.71	Horizontal	Vertical	N/A
6648.500	-38.96	15.17	-25.0	-13.96	218.57	Horizontal	Vertical	Pass
12490.888	-40.55	14.64	-25.0	-15.55	270.00	Horizontal	Vertical	Pass
19795.200	-41.76	12.94	-25.0	-16.76	308.57	Horizontal	Vertical	Pass

RSE-V&V DC_7A_n7A BW20(LTE)+BW20(NR) QPSK



Frequency (MHz)	Result (dBm)	Factor (dB)	PK Limit (dBm)	Over Limit (dB)	Table (o)	ANT	EUT	Verdict
34.995	-62.88	-22.95	-25.0	-37.88	347.14	Vertical	Vertical	Pass
2529.300	-42.53	8.19	-25.0	-17.53	192.86	Vertical	Vertical	N/A
2647.300	-27.60	8.49	-25.0	-2.60	141.43	Vertical	Vertical	N/A
6597.750	-39.10	14.45	-25.0	-14.10	0.00	Vertical	Vertical	Pass
12893.062	-39.95	15.33	-25.0	-14.95	0.00	Vertical	Vertical	Pass
19773.526	-40.88	12.94	-25.0	-15.88	154.29	Vertical	Vertical	Pass

RSE-V&H DC_7A_n7A BW20(LTE)+BW20(NR) QPSK

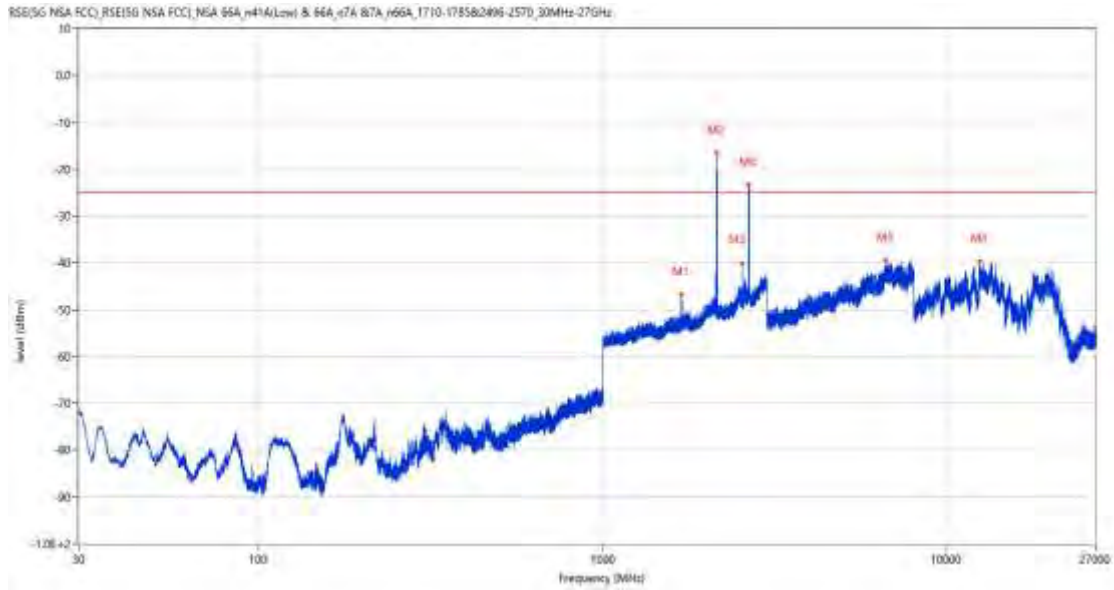


Frequency (MHz)	Result (dBm)	Factor (dB)	PK Limit (dBm)	Over Limit (dB)	Table (o)	ANT	EUT	Verdict
35.141	-63.74	-22.88	-25.0	-38.74	347.14	Vertical	Horizontal	Pass
2538.500	-43.61	8.15	-25.0	-18.61	51.43	Vertical	Horizontal	N/A
2659.200	-33.84	7.99	-25.0	-8.84	192.86	Vertical	Horizontal	N/A
6643.000	-39.65	15.15	-25.0	-14.65	0.00	Vertical	Horizontal	Pass
12514.638	-40.32	14.49	-25.0	-15.32	180.00	Vertical	Horizontal	Pass
19761.625	-40.62	12.94	-25.0	-15.62	205.71	Vertical	Horizontal	Pass

29 DC_7A_n66A

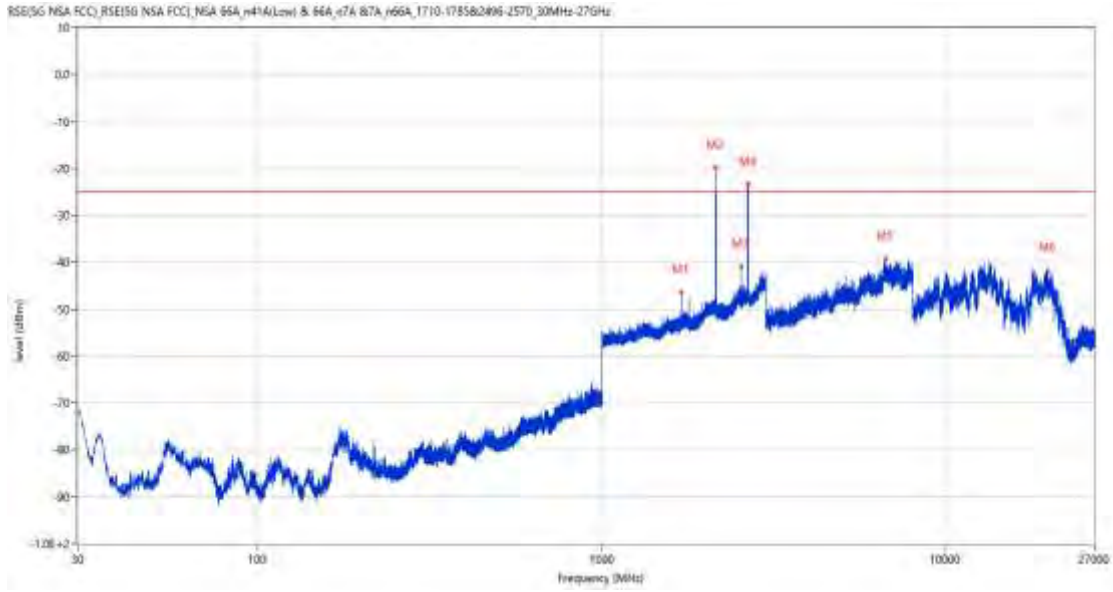
29.1 DC_7A_n66A BW20(LTE)+BW5(NR)

RSE-H&H DC_7A_n66A BW20(LTE)+BW5(NR) PI/2 BPSK



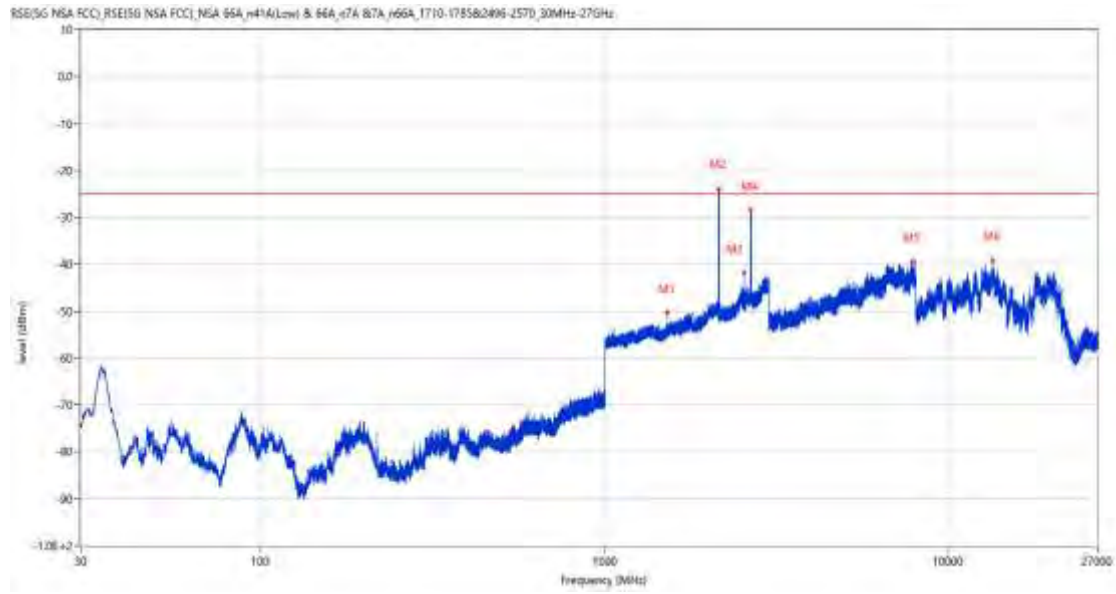
Frequency (MHz)	Result (dBm)	Factor (dB)	PK Limit (dBm)	Over Limit (dB)	Table (o)	ANT	EUT	Verdict
1694.200	-46.83	1.34	-25.0	-21.83	180.00	Horizontal	Horizontal	Pass
2145.500	-16.54	4.39	-25.0	8.46	218.57	Horizontal	Horizontal	N/A
2538.000	-40.12	8.30	-25.0	-15.12	154.29	Horizontal	Horizontal	N/A
2648.600	-23.31	9.26	-25.0	1.69	231.43	Horizontal	Horizontal	N/A
6650.750	-39.51	15.09	-25.0	-14.51	282.86	Horizontal	Horizontal	Pass
12496.588	-39.79	14.69	-25.0	-14.79	334.29	Horizontal	Horizontal	Pass

RSE-H&V DC_7A_n66A BW20(LTE)+BW5(NR) PI/2 BPSK



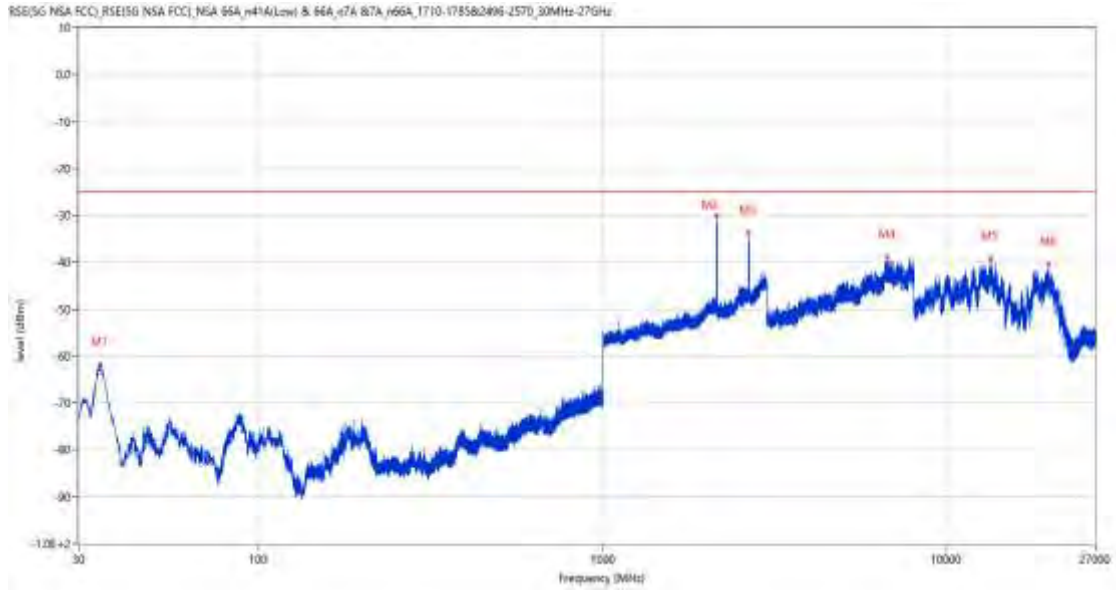
Frequency (MHz)	Result (dBm)	Factor (dB)	PK Limit (dBm)	Over Limit (dB)	Table (o)	ANT	EUT	Verdict
1698.900	-46.29	1.82	-25.0	-21.29	360.00	Horizontal	Vertical	Pass
2144.400	-19.76	4.51	-25.0	5.24	154.29	Horizontal	Vertical	N/A
2538.200	-40.96	8.30	-25.0	-15.96	205.71	Horizontal	Vertical	N/A
2663.400	-23.41	8.77	-25.0	1.59	180.00	Horizontal	Vertical	N/A
6673.750	-39.40	14.56	-25.0	-14.40	38.57	Horizontal	Vertical	Pass
19764.001	-41.83	12.94	-25.0	-16.83	25.71	Horizontal	Vertical	Pass

RSE-V&V DC_7A_n66A BW20(LTE)+BW5(NR) PI/2 BPSK



Frequency (MHz)	Result (dBm)	Factor (dB)	PK Limit (dBm)	Over Limit (dB)	Table (o)	ANT	EUT	Verdict
1524.300	-50.34	0.32	-25.0	-25.34	308.57	Vertical	Vertical	Pass
2144.500	-23.95	4.52	-25.0	1.05	167.14	Vertical	Vertical	N/A
2536.600	-41.84	8.31	-25.0	-16.84	347.14	Vertical	Vertical	N/A
2651.300	-28.36	9.36	-25.0	-3.36	154.29	Vertical	Vertical	N/A
7817.750	-39.29	16.31	-25.0	-14.29	205.71	Vertical	Vertical	Pass
13397.588	-39.00	16.99	-25.0	-14.00	0.00	Vertical	Vertical	Pass

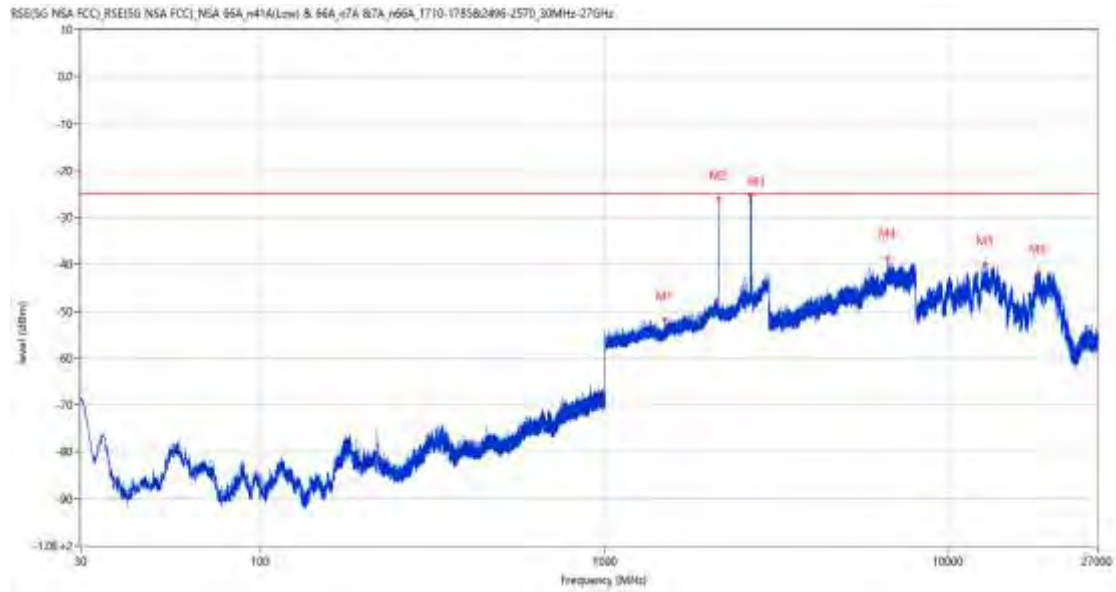
RSE-V&H DC_7A_n66A BW20(LTE)+BW5(NR) PI/2 BPSK



Frequency (MHz)	Result (dBm)	Factor (dB)	PK Limit (dBm)	Over Limit (dB)	Table (o)	ANT	EUT	Verdict
34.608	-61.81	-23.04	-25.0	-36.81	360.00	Vertical	Horizontal	Pass
2144.100	-30.00	4.50	-25.0	-5.00	154.29	Vertical	Horizontal	N/A
2647.700	-33.77	9.36	-25.0	-8.77	231.43	Vertical	Horizontal	N/A
6731.750	-38.97	15.31	-25.0	-13.97	0.00	Vertical	Horizontal	Pass
13386.563	-39.39	16.88	-25.0	-14.39	360.00	Vertical	Horizontal	Pass
19776.150	-40.53	12.94	-25.0	-15.53	25.71	Vertical	Horizontal	Pass

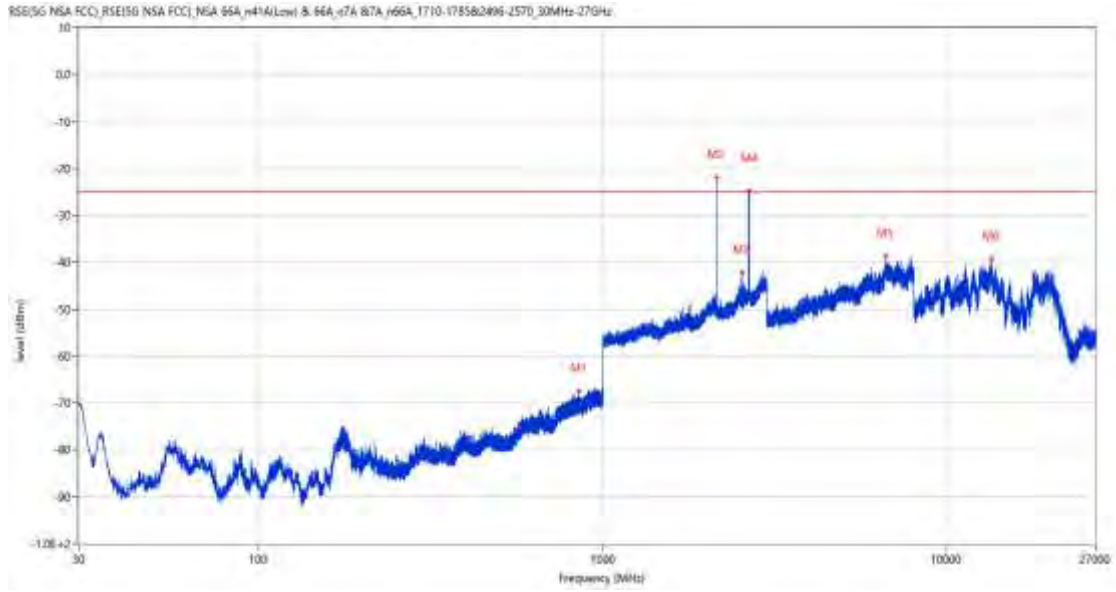
29.2 DC_7A_n66A BW20(LTE)+BW15(NR)

RSE-H&H DC_7A_n66A BW20(LTE)+BW15(NR) PI/2 BPSK



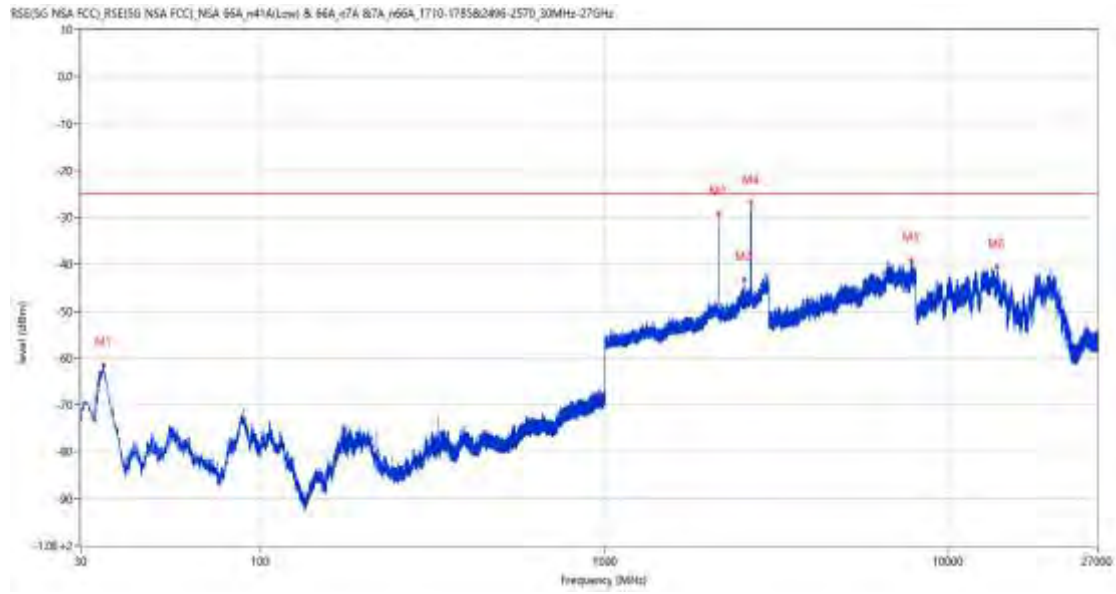
Frequency (MHz)	Result (dBm)	Factor (dB)	PK Limit (dBm)	Over Limit (dB)	Table (o)	ANT	EUT	Verdict
1495.600	-51.81	-0.26	-25.0	-26.81	282.86	Horizontal	Horizontal	Pass
2136.800	-26.01	4.53	-25.0	-1.01	141.43	Horizontal	Horizontal	N/A
2648.000	-25.23	9.35	-25.0	-0.23	244.29	Horizontal	Horizontal	N/A
6656.000	-38.65	15.05	-25.0	-13.65	180.00	Horizontal	Horizontal	Pass
12752.625	-39.99	14.67	-25.0	-14.99	0.00	Horizontal	Horizontal	Pass
18176.850	-41.75	12.86	-25.0	-16.75	102.86	Horizontal	Horizontal	Pass

RSE-H&V DC_7A_n66A BW20(LTE)+BW15(NR) PI/2 BPSK



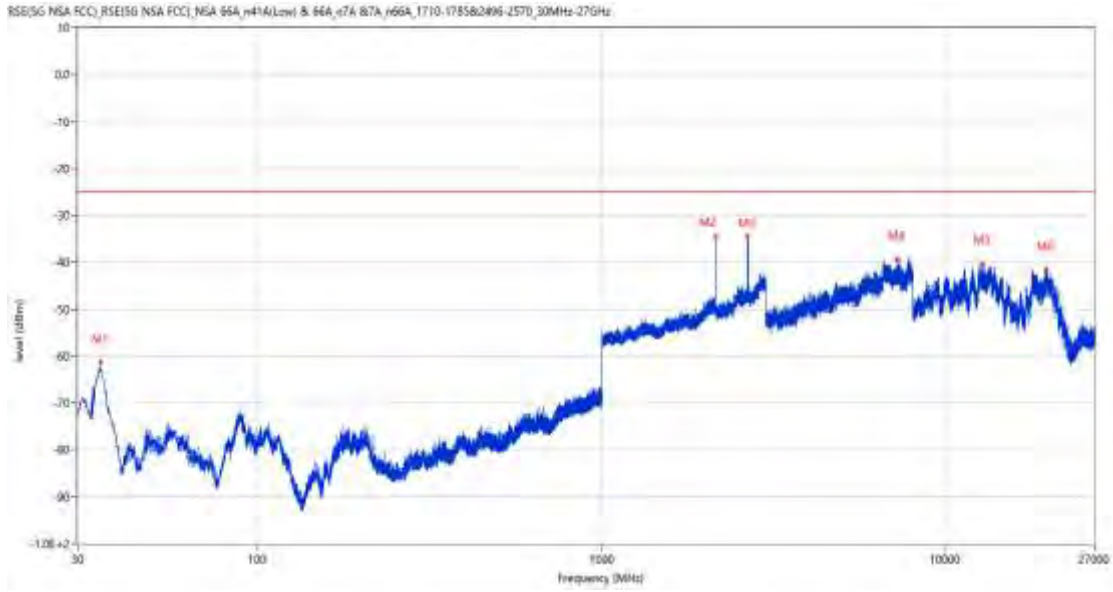
Frequency (MHz)	Result (dBm)	Factor (dB)	PK Limit (dBm)	Over Limit (dB)	Table (o)	ANT	EUT	Verdict
851.105	-67.57	-0.20	-25.0	-42.57	231.43	Horizontal	Vertical	Pass
2138.100	-22.00	4.50	-25.0	3.00	154.29	Horizontal	Vertical	N/A
2544.100	-42.19	8.26	-25.0	-17.19	167.14	Horizontal	Vertical	N/A
2656.700	-24.78	8.84	-25.0	0.22	180.00	Horizontal	Vertical	N/A
6642.250	-38.65	15.08	-25.0	-13.65	141.43	Horizontal	Vertical	Pass
13477.387	-39.26	15.62	-25.0	-14.26	321.43	Horizontal	Vertical	Pass

RSE-V&V DC_7A_n66A BW20(LTE)+BW15(NR) PI/2 BPSK



Frequency (MHz)	Result (dBm)	Factor (dB)	PK Limit (dBm)	Over Limit (dB)	Table (o)	ANT	EUT	Verdict
34.898	-61.42	-22.98	-25.0	-36.42	321.43	Vertical	Vertical	Pass
2137.300	-29.14	4.53	-25.0	-4.14	282.86	Vertical	Vertical	N/A
2538.700	-43.28	8.29	-25.0	-18.28	360.00	Vertical	Vertical	N/A
2660.000	-26.84	8.61	-25.0	-1.84	154.29	Vertical	Vertical	N/A
7795.500	-39.12	15.72	-25.0	-14.12	115.71	Vertical	Vertical	Pass
13802.362	-40.56	16.95	-25.0	-15.56	0.00	Vertical	Vertical	Pass

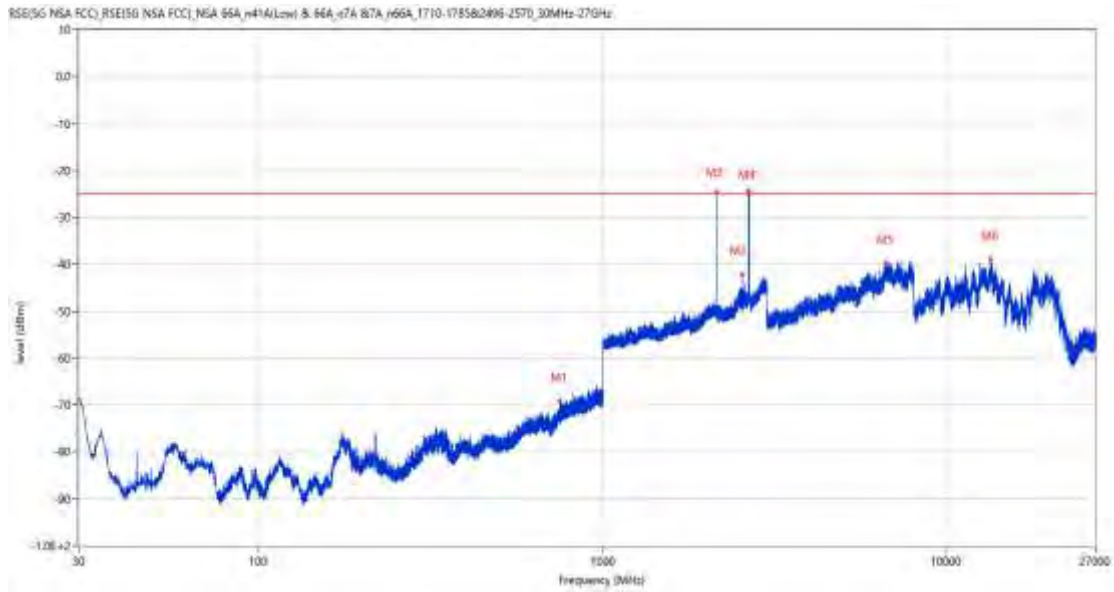
RSE-V&H DC_7A_n66A BW20(LTE)+BW15(NR) PI/2 BPSK



Frequency (MHz)	Result (dBm)	Factor (dB)	PK Limit (dBm)	Over Limit (dB)	Table (o)	ANT	EUT	Verdict
34.995	-61.32	-22.95	-25.0	-36.32	347.14	Vertical	Horizontal	Pass
2137.500	-34.57	4.54	-25.0	-9.57	231.43	Vertical	Horizontal	N/A
2650.800	-34.49	9.41	-25.0	-9.49	218.57	Vertical	Horizontal	N/A
7194.000	-39.36	14.71	-25.0	-14.36	0.00	Vertical	Horizontal	Pass
12761.287	-40.38	14.55	-25.0	-15.38	0.00	Vertical	Horizontal	Pass
19506.149	-41.63	12.93	-25.0	-16.63	308.57	Vertical	Horizontal	Pass

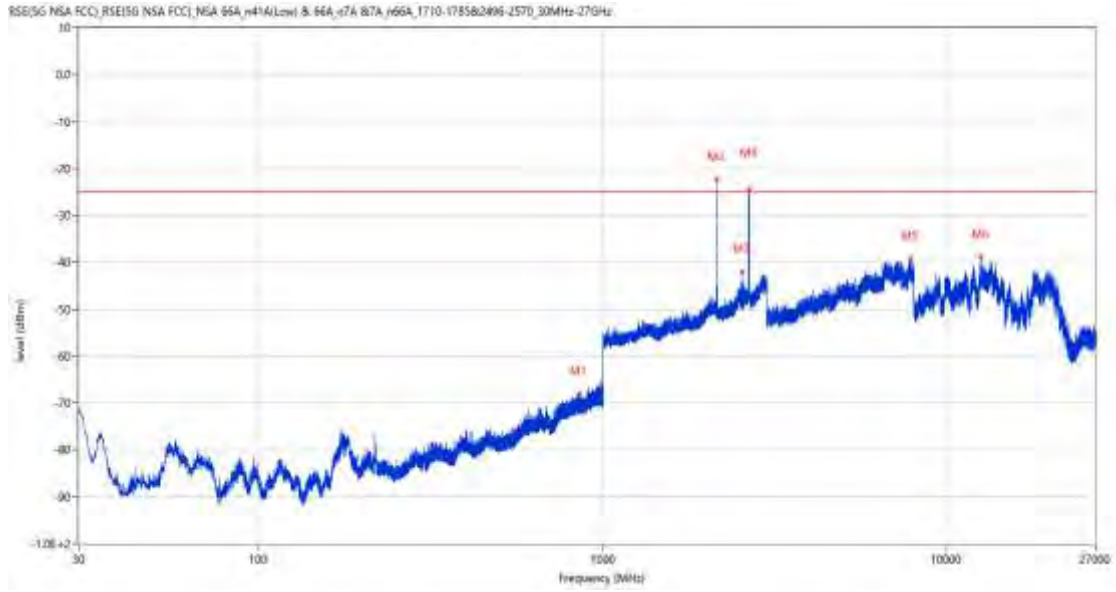
29.3 DC_7A_n66A BW20(LTE)+BW20(NR)

RSE-H&H DC_7A_n66A BW20(LTE)+BW20(NR) PI/2 BPSK



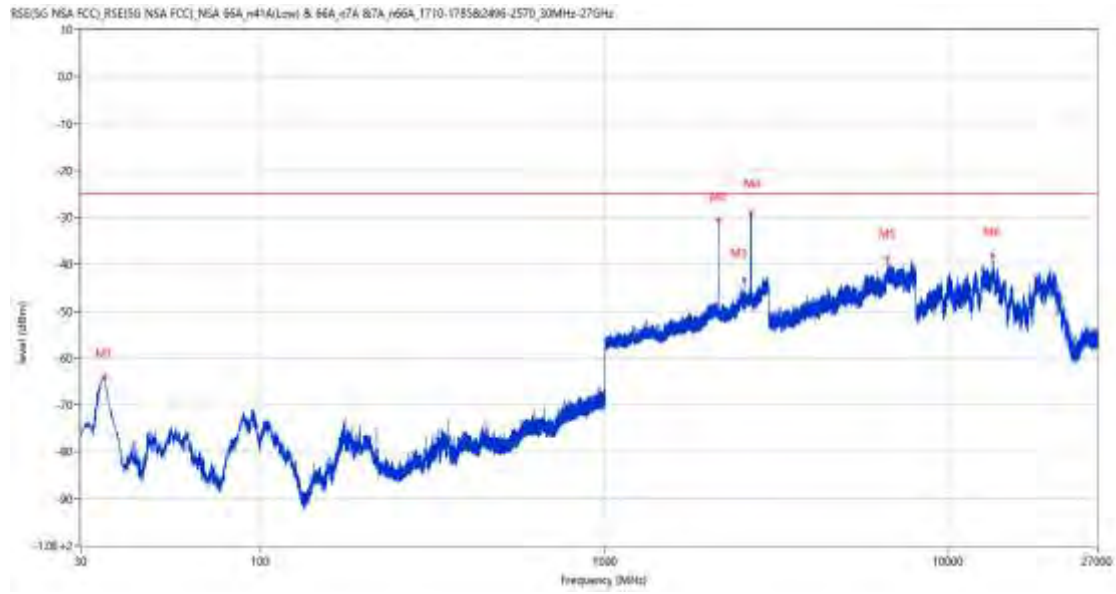
Frequency (MHz)	Result (dBm)	Factor (dB)	PK Limit (dBm)	Over Limit (dB)	Table (o)	ANT	EUT	Verdict
749.013	-69.23	-2.20	-25.0	-44.23	295.71	Horizontal	Horizontal	Pass
2139.100	-24.58	4.44	-25.0	0.42	218.57	Horizontal	Horizontal	N/A
2537.400	-42.25	8.30	-25.0	-17.25	141.43	Horizontal	Horizontal	N/A
2650.600	-24.47	9.43	-25.0	0.53	218.57	Horizontal	Horizontal	N/A
6640.750	-39.67	15.00	-25.0	-14.67	64.29	Horizontal	Horizontal	Pass
13384.200	-38.99	16.86	-25.0	-13.99	0.00	Horizontal	Horizontal	Pass

RSE-H&V DC_7A_n66A BW20(LTE)+BW20(NR) PI/2 BPSK



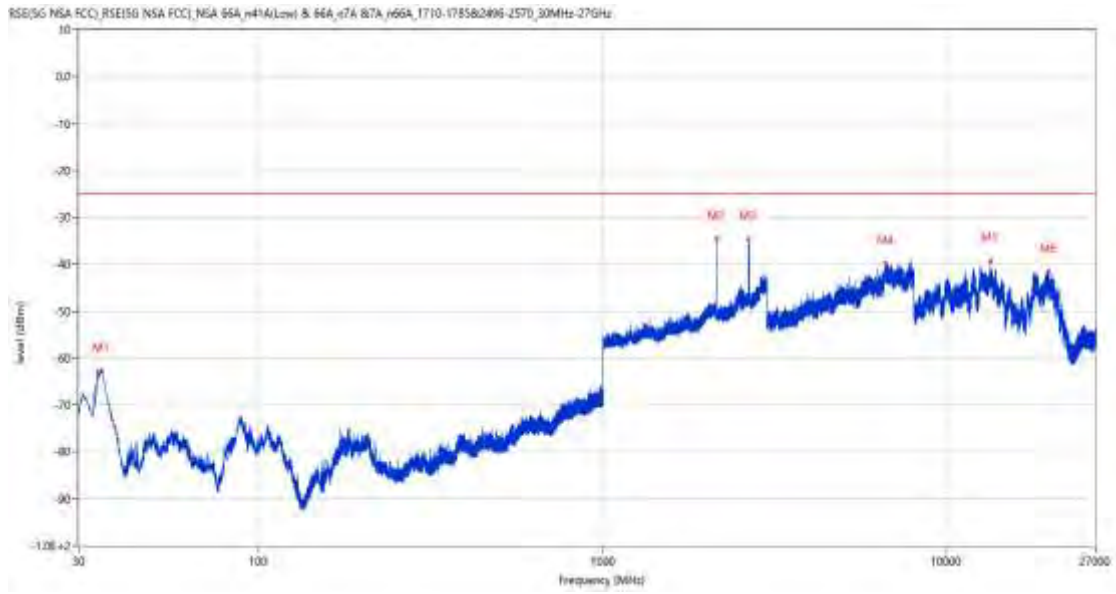
Frequency (MHz)	Result (dBm)	Factor (dB)	PK Limit (dBm)	Over Limit (dB)	Table (o)	ANT	EUT	Verdict
854.888	-68.14	-0.17	-25.0	-43.14	205.71	Horizontal	Vertical	Pass
2137.600	-22.35	4.54	-25.0	2.65	115.71	Horizontal	Vertical	N/A
2538.800	-42.07	8.29	-25.0	-17.07	180.00	Horizontal	Vertical	N/A
2658.000	-24.30	8.75	-25.0	0.70	115.71	Horizontal	Vertical	N/A
7808.750	-39.33	16.16	-25.0	-14.33	0.00	Horizontal	Vertical	Pass
12518.912	-38.93	14.42	-25.0	-13.93	360.00	Horizontal	Vertical	Pass

RSE-V&V DC_7A_n66A BW20(LTE)+BW20(NR) PI/2 BPSK



Frequency (MHz)	Result (dBm)	Factor (dB)	PK Limit (dBm)	Over Limit (dB)	Table (o)	ANT	EUT	Verdict
35.093	-63.94	-22.90	-25.0	-38.94	321.43	Vertical	Vertical	Pass
2137.400	-30.60	4.53	-25.0	-5.60	218.57	Vertical	Vertical	N/A
2538.500	-43.25	8.29	-25.0	-18.25	167.14	Vertical	Vertical	N/A
2658.600	-28.95	8.79	-25.0	-3.95	128.57	Vertical	Vertical	N/A
6652.250	-38.62	15.07	-25.0	-13.62	115.71	Vertical	Vertical	Pass
13386.299	-38.01	16.88	-25.0	-13.01	0.00	Vertical	Vertical	Pass

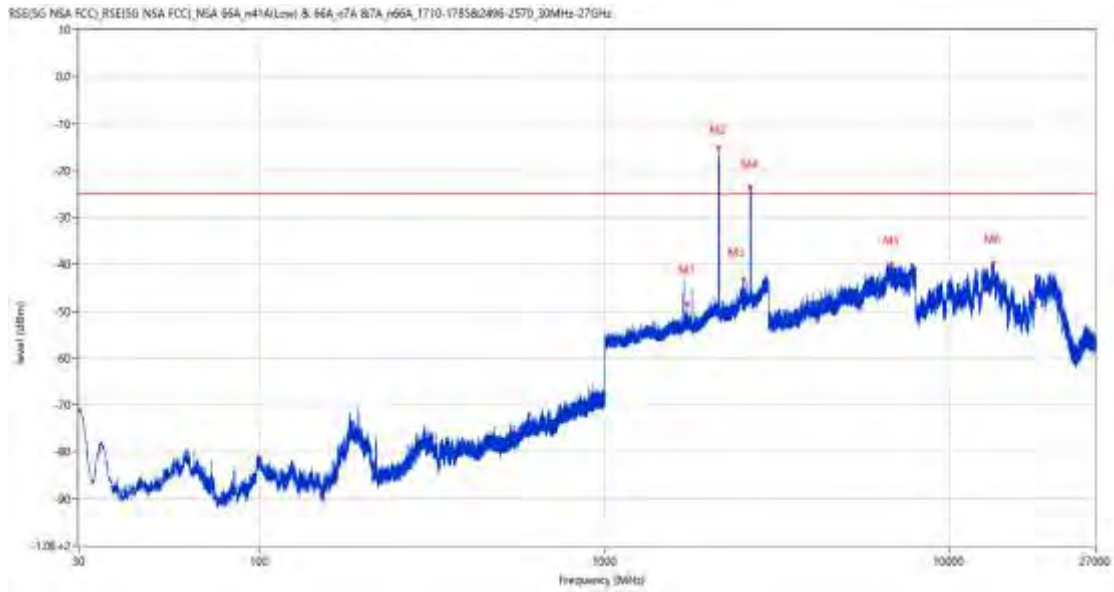
RSE-V&H DC_7A_n66A BW20(LTE)+BW20(NR) PI/2 BPSK



Frequency (MHz)	Result (dBm)	Factor (dB)	PK Limit (dBm)	Over Limit (dB)	Table (o)	ANT	EUT	Verdict
35.044	-62.78	-22.93	-25.0	-37.78	0.00	Vertical	Horizontal	Pass
2137.200	-34.60	4.52	-25.0	-9.60	218.57	Vertical	Horizontal	N/A
2648.800	-34.65	9.27	-25.0	-9.65	231.43	Vertical	Horizontal	N/A
6643.500	-39.69	15.14	-25.0	-14.69	90.00	Vertical	Horizontal	Pass
13389.187	-39.21	16.91	-25.0	-14.21	25.71	Vertical	Horizontal	Pass
19761.302	-41.67	12.94	-25.0	-16.67	25.71	Vertical	Horizontal	Pass

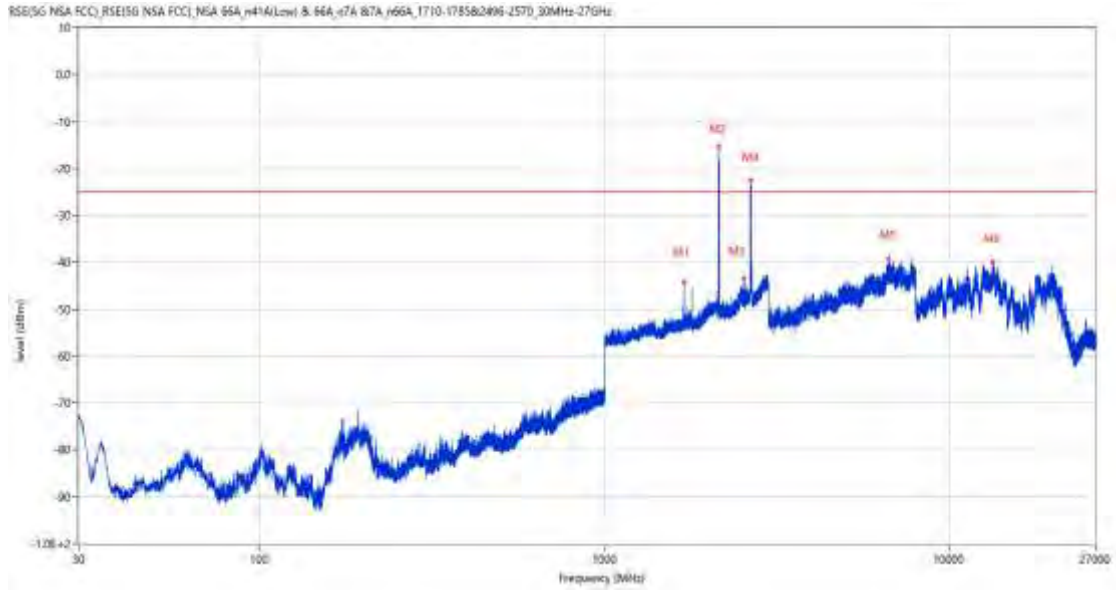
29.4 DC_7A_n66A BW20(LTE)+BW5(NR)

RSE-H&H DC_7A_n66A BW20(LTE)+BW5(NR) QPSK



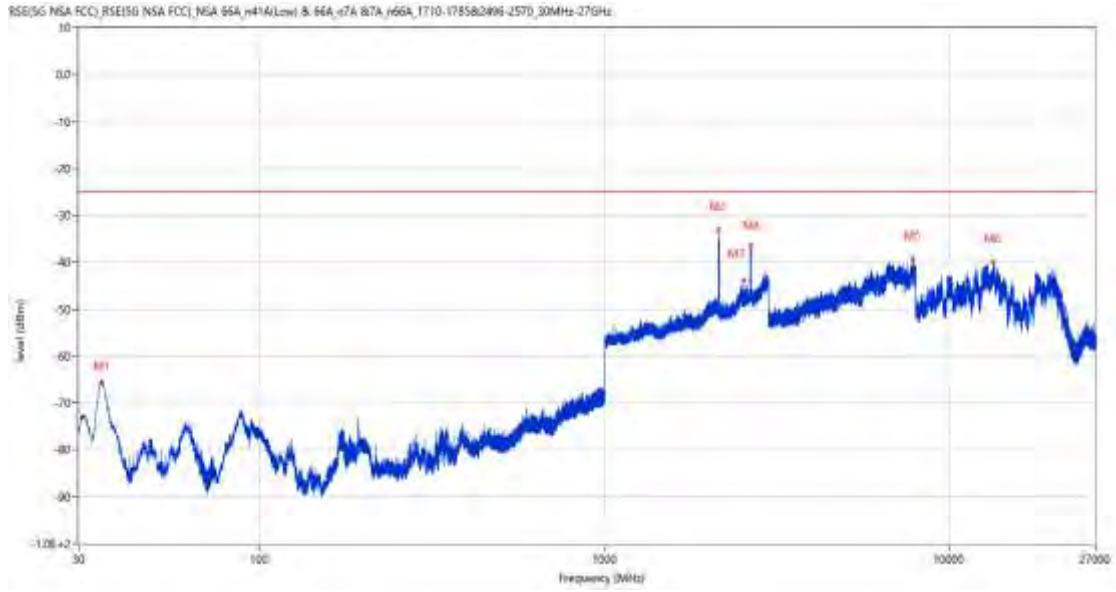
Frequency (MHz)	Result (dBm)	Factor (dB)	PK Limit (dBm)	Over Limit (dB)	Table (o)	ANT	EUT	Verdict
1745.900	-48.39	2.10	-25.0	-23.39	360.00	Horizontal	Horizontal	N/A
2143.800	-15.12	4.48	-25.0	9.88	192.86	Horizontal	Horizontal	N/A
2539.100	-43.25	8.29	-25.0	-18.25	128.57	Horizontal	Horizontal	N/A
2651.700	-23.61	9.35	-25.0	1.39	218.57	Horizontal	Horizontal	N/A
6824.250	-39.99	14.22	-25.0	-14.99	360.00	Horizontal	Horizontal	Pass
13396.013	-39.80	16.97	-25.0	-14.80	218.57	Horizontal	Horizontal	Pass

RSE-H&V DC_7A_n66A BW20(LTE)+BW5(NR) QPSK



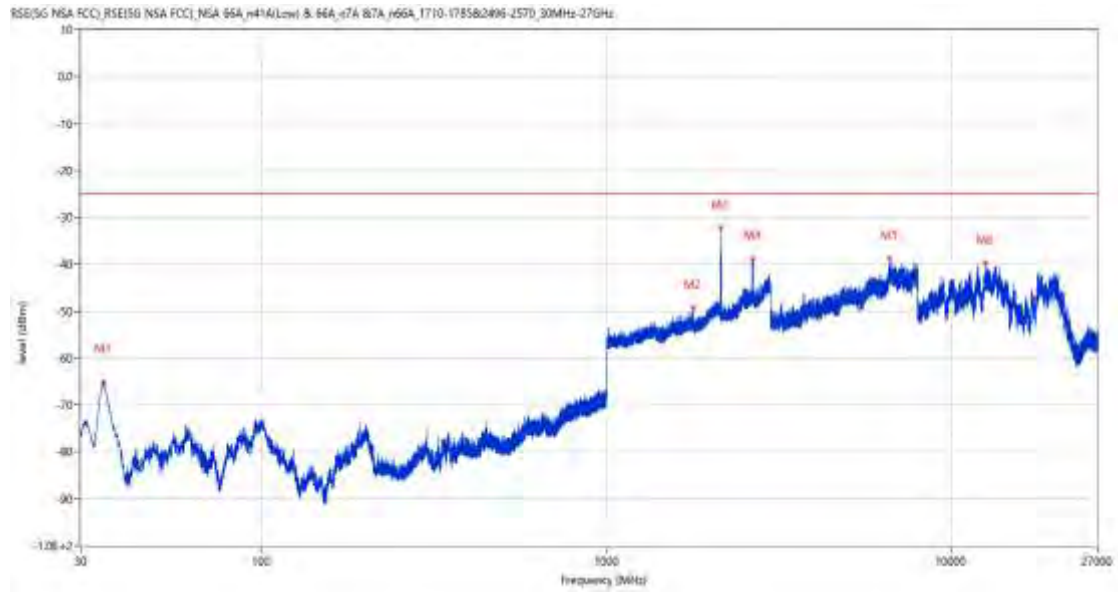
Frequency (MHz)	Result (dBm)	Factor (dB)	PK Limit (dBm)	Over Limit (dB)	Table (o)	ANT	EUT	Verdict
1698.000	-44.35	1.76	-25.0	-19.35	360.00	Horizontal	Vertical	Pass
2144.200	-15.37	4.50	-25.0	9.63	205.71	Horizontal	Vertical	N/A
2536.700	-43.39	8.31	-25.0	-18.39	180.00	Horizontal	Vertical	N/A
2660.200	-22.52	8.60	-25.0	2.48	218.57	Horizontal	Vertical	N/A
6642.250	-39.02	15.08	-25.0	-14.02	321.43	Horizontal	Vertical	Pass
13357.950	-39.95	16.61	-25.0	-14.95	102.86	Horizontal	Vertical	Pass

RSE-V&V DC_7A_n66A BW20(LTE)+BW5(NR) QPSK



Frequency (MHz)	Result (dBm)	Factor (dB)	PK Limit (dBm)	Over Limit (dB)	Table (o)	ANT	EUT	Verdict
34.995	-65.57	-22.95	-25.0	-40.57	347.14	Vertical	Vertical	Pass
2144.500	-33.09	4.52	-25.0	-8.09	128.57	Vertical	Vertical	Pass
2536.300	-43.77	8.31	-25.0	-18.77	180.00	Vertical	Vertical	Pass
2654.800	-36.47	9.08	-25.0	-11.47	192.86	Vertical	Vertical	Pass
7853.750	-39.36	14.48	-25.0	-14.36	308.57	Vertical	Vertical	Pass
13377.637	-39.91	16.80	-25.0	-14.91	0.00	Vertical	Vertical	Pass

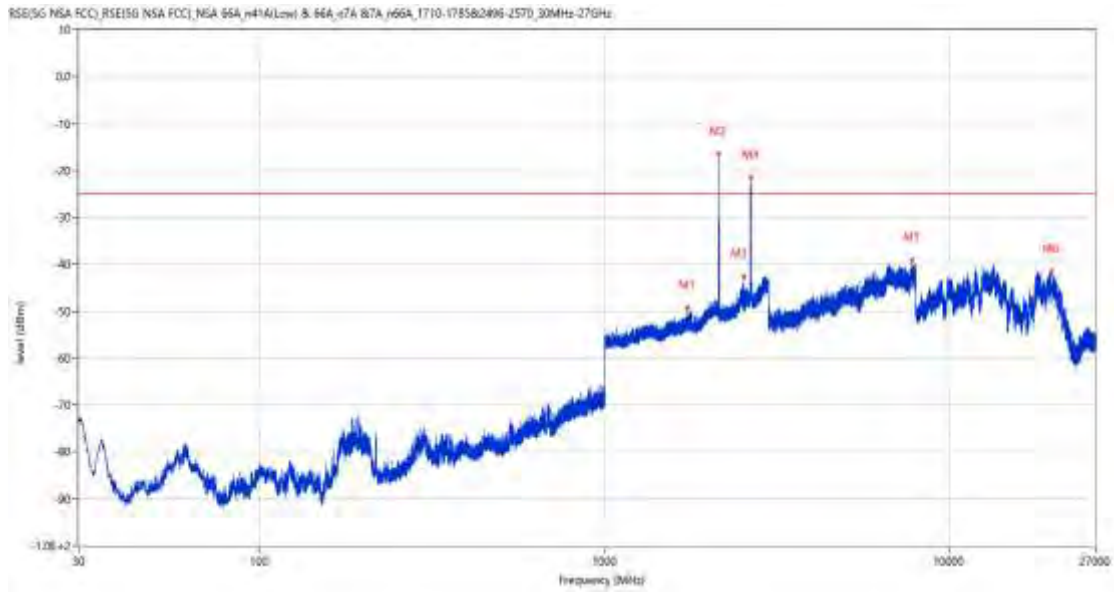
RSE-V&H DC_7A_n66A BW20(LTE)+BW5(NR) QPSK



Frequency (MHz)	Result (dBm)	Factor (dB)	PK Limit (dBm)	Over Limit (dB)	Table (o)	ANT	EUT	Verdict
34.947	-65.12	-22.97	-25.0	-40.12	257.14	Vertical	Horizontal	Pass
1783.100	-49.25	2.01	-25.0	-24.25	128.57	Vertical	Horizontal	Pass
2145.100	-32.20	4.45	-25.0	-7.20	205.71	Vertical	Horizontal	N/A
2656.700	-38.92	8.84	-25.0	-13.92	192.86	Vertical	Horizontal	N/A
6637.500	-38.75	15.03	-25.0	-13.75	77.14	Vertical	Horizontal	Pass
12530.550	-39.78	14.23	-25.0	-14.78	360.00	Vertical	Horizontal	Pass

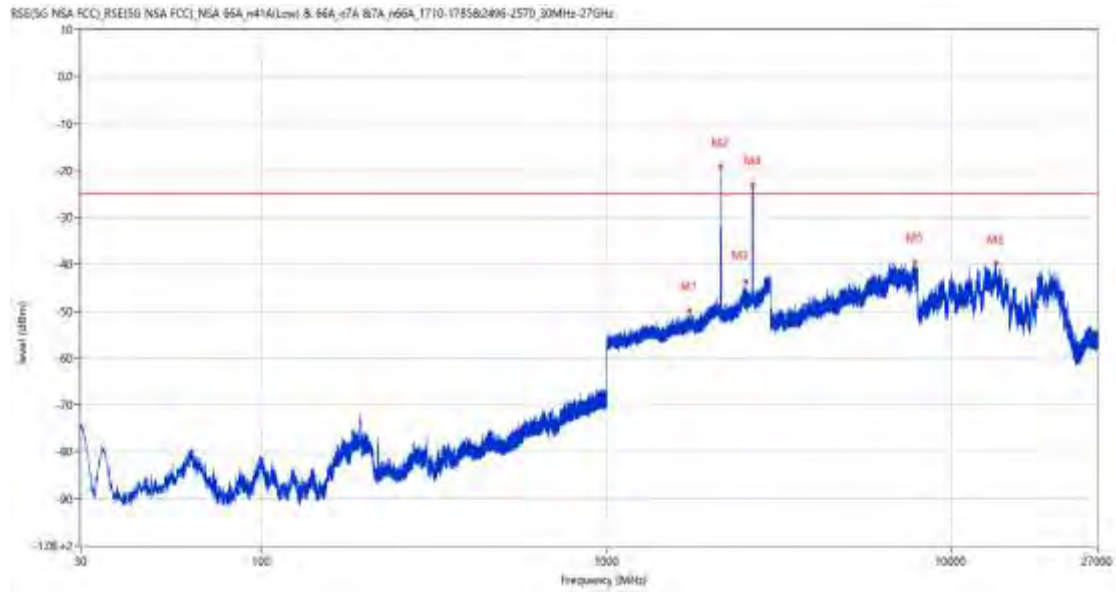
29.5 DC_7A_n66A BW20(LTE)+BW15(NR)

RSE-H&H DC_7A_n66A BW20(LTE)+BW15(NR) QPSK



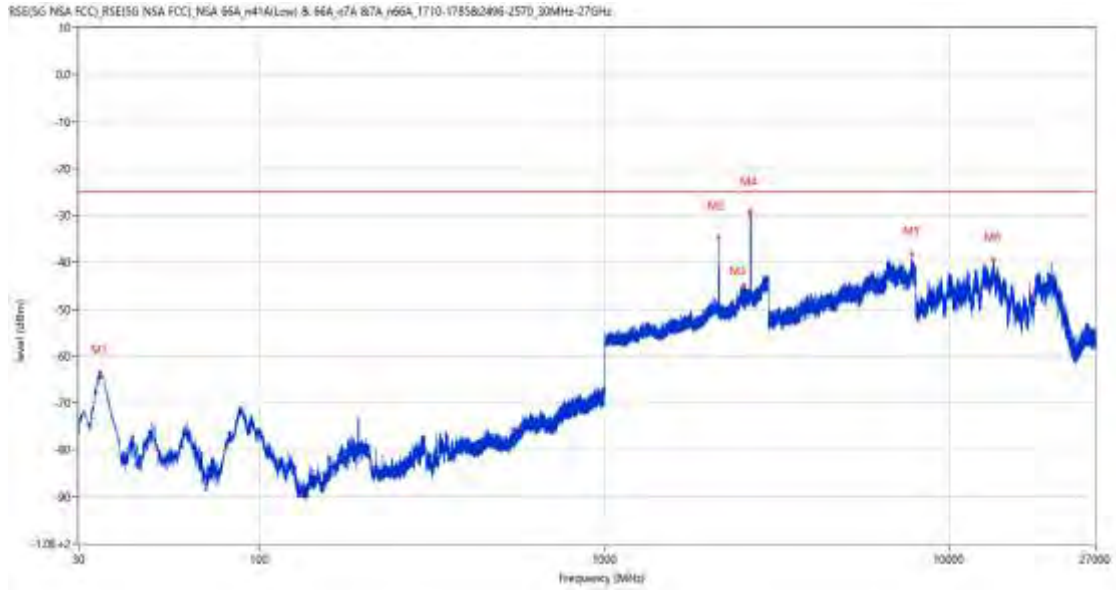
Frequency (MHz)	Result (dBm)	Factor (dB)	PK Limit (dBm)	Over Limit (dB)	Table (o)	ANT	EUT	Verdict
1744.900	-49.18	2.10	-25.0	-24.18	141.43	Horizontal	Horizontal	N/A
2139.700	-16.46	4.45	-25.0	8.54	205.71	Horizontal	Horizontal	N/A
2538.200	-42.69	8.30	-25.0	-17.69	141.43	Horizontal	Horizontal	N/A
2660.600	-21.47	8.58	-25.0	3.53	218.57	Horizontal	Horizontal	N/A
7802.500	-39.07	15.88	-25.0	-14.07	102.86	Horizontal	Horizontal	Pass
19756.950	-41.52	12.94	-25.0	-16.52	77.14	Horizontal	Horizontal	Pass

RSE-H&V DC_7A_n66A BW20(LTE)+BW15(NR) QPSK



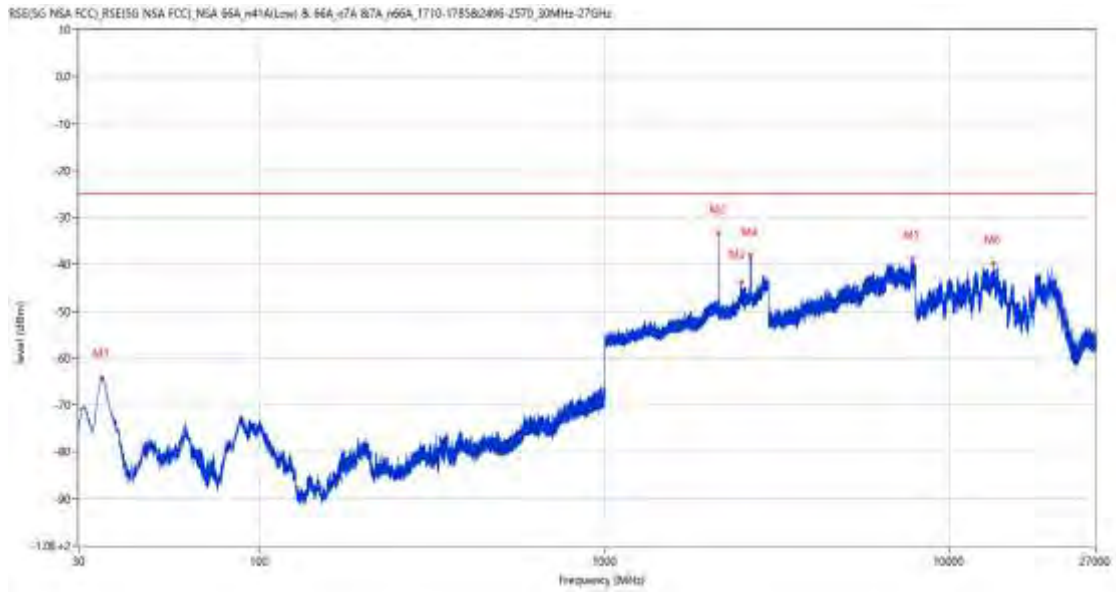
Frequency (MHz)	Result (dBm)	Factor (dB)	PK Limit (dBm)	Over Limit (dB)	Table (o)	ANT	EUT	Verdict
1746.200	-49.79	2.10	-25.0	-24.79	360.00	Horizontal	Vertical	N/A
2139.700	-19.06	4.45	-25.0	5.94	128.57	Horizontal	Vertical	N/A
2536.500	-43.65	8.31	-25.0	-18.65	167.14	Horizontal	Vertical	N/A
2663.600	-22.89	8.76	-25.0	2.11	115.71	Horizontal	Vertical	N/A
7837.750	-39.43	15.14	-25.0	-14.43	180.00	Horizontal	Vertical	Pass
13473.188	-39.81	15.66	-25.0	-14.81	321.43	Horizontal	Vertical	Pass

RSE-V&V DC_7A_n66A BW20(LTE)+BW15(NR) QPSK



Frequency (MHz)	Result (dBm)	Factor (dB)	PK Limit (dBm)	Over Limit (dB)	Table (o)	ANT	EUT	Verdict
34.462	-63.58	-23.08	-25.0	-38.58	360.00	Vertical	Vertical	Pass
2138.700	-34.76	4.41	-25.0	-9.76	38.57	Vertical	Vertical	N/A
2535.500	-44.84	8.32	-25.0	-19.84	12.86	Vertical	Vertical	Pass
2648.600	-29.18	9.26	-25.0	-4.18	77.14	Vertical	Vertical	N/A
7801.250	-38.27	15.86	-25.0	-13.27	295.71	Vertical	Vertical	Pass
13384.724	-39.55	16.87	-25.0	-14.55	360.00	Vertical	Vertical	Pass

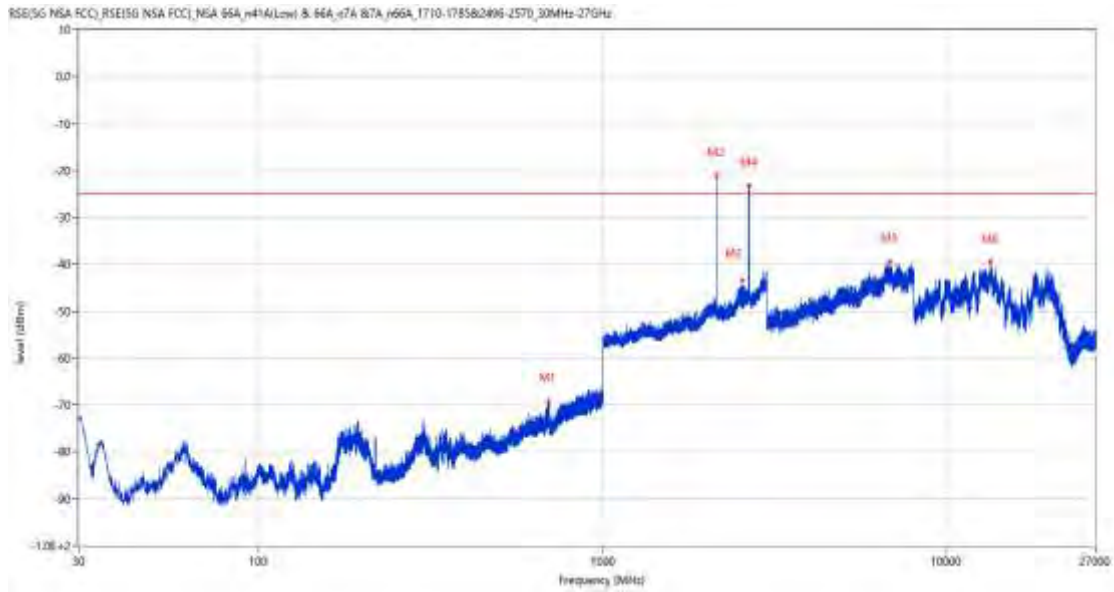
RSE-V&H DC_7A_n66A BW20(LTE)+BW15(NR) QPSK



Frequency (MHz)	Result (dBm)	Factor (dB)	PK Limit (dBm)	Over Limit (dB)	Table (o)	ANT	EUT	Verdict
35.044	-64.07	-22.93	-25.0	-39.07	38.57	Vertical	Horizontal	Pass
2141.600	-33.33	4.45	-25.0	-8.33	102.86	Vertical	Horizontal	N/A
2498.500	-43.96	8.55	-25.0	-18.96	360.00	Vertical	Horizontal	Pass
2653.000	-38.00	9.16	-25.0	-13.00	192.86	Vertical	Horizontal	N/A
7803.000	-38.74	16.00	-25.0	-13.74	282.86	Vertical	Horizontal	Pass
13383.937	-39.82	16.86	-25.0	-14.82	347.14	Vertical	Horizontal	Pass

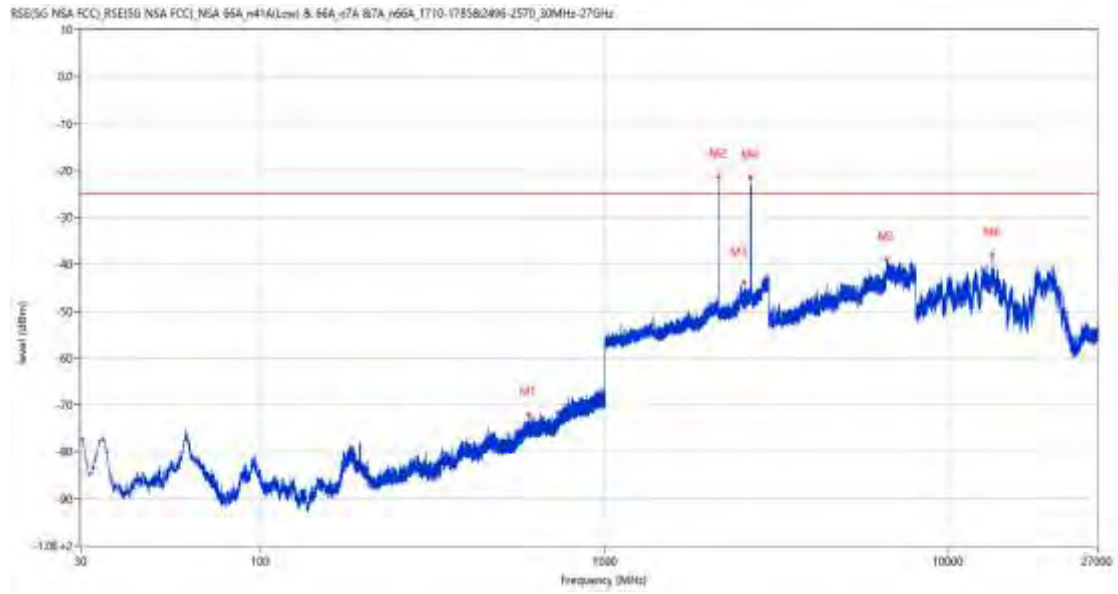
29.6 DC_7A_n66A BW20(LTE)+BW20(NR)

RSE-H&H DC_7A_n66A BW20(LTE)+BW20(NR) QPSK



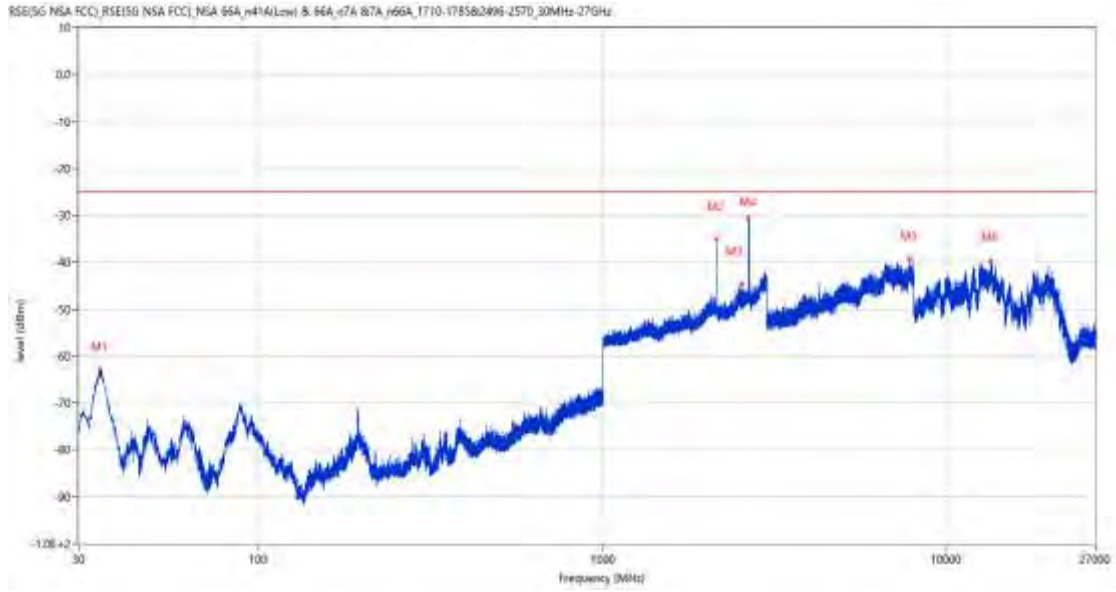
Frequency (MHz)	Result (dBm)	Factor (dB)	PK Limit (dBm)	Over Limit (dB)	Table (o)	ANT	EUT	Verdict
696.390	-69.05	-4.64	-25.0	-44.05	102.86	Horizontal	Horizontal	Pass
2137.700	-21.15	4.55	-25.0	3.85	205.71	Horizontal	Horizontal	N/A
2535.900	-43.43	8.31	-25.0	-18.43	141.43	Horizontal	Horizontal	N/A
2663.600	-23.10	8.76	-25.0	1.90	205.71	Horizontal	Horizontal	N/A
6849.750	-39.43	14.21	-25.0	-14.43	38.57	Horizontal	Horizontal	Pass
13390.763	-39.60	16.92	-25.0	-14.60	360.00	Horizontal	Horizontal	Pass

RSE-H&V DC_7A_n66A BW20(LTE)+BW20(NR) QPSK



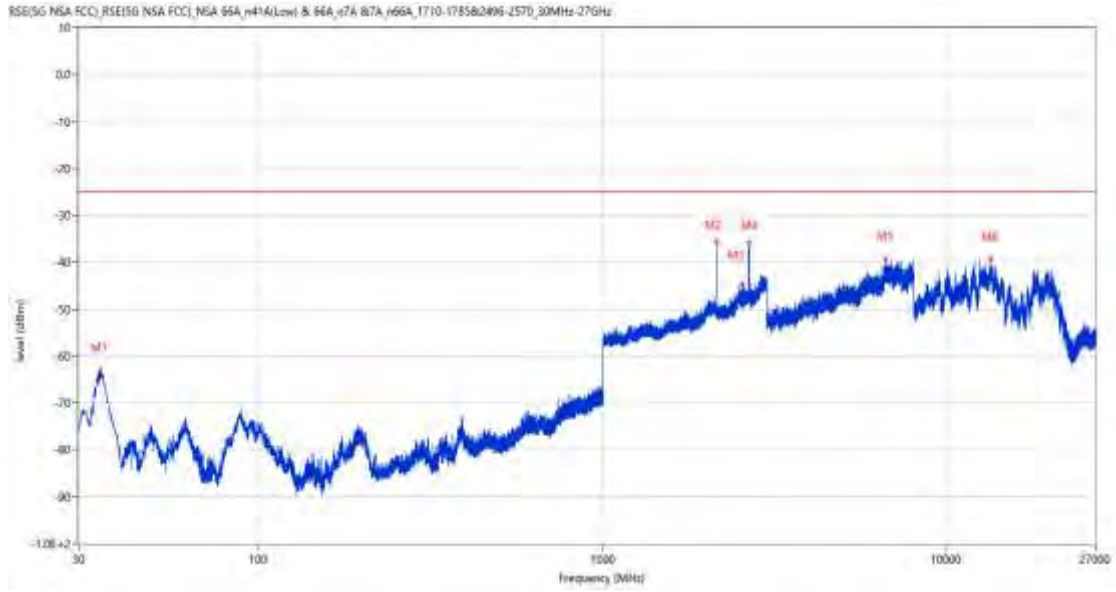
Frequency (MHz)	Result (dBm)	Factor (dB)	PK Limit (dBm)	Over Limit (dB)	Table (o)	ANT	EUT	Verdict
598.323	-72.12	-5.00	-25.0	-47.12	154.29	Horizontal	Vertical	Pass
2139.900	-21.29	4.43	-25.0	3.71	205.71	Horizontal	Vertical	N/A
2536.900	-43.91	8.31	-25.0	-18.91	180.00	Horizontal	Vertical	N/A
2648.200	-21.45	9.32	-25.0	3.55	218.57	Horizontal	Vertical	N/A
6589.250	-38.99	14.20	-25.0	-13.99	0.00	Horizontal	Vertical	Pass
13388.137	-38.14	16.90	-25.0	-13.14	0.00	Horizontal	Vertical	Pass

RSE-V&V DC_7A_n66A BW20(LTE)+BW20(NR) QPSK



Frequency (MHz)	Result (dBm)	Factor (dB)	PK Limit (dBm)	Over Limit (dB)	Table (o)	ANT	EUT	Verdict
34.559	-62.98	-23.05	-25.0	-37.98	360.00	Vertical	Vertical	Pass
2139.100	-34.92	4.44	-25.0	-9.92	25.71	Vertical	Vertical	N/A
2536.800	-44.68	8.31	-25.0	-19.68	321.43	Vertical	Vertical	N/A
2650.200	-30.65	9.45	-25.0	-5.65	77.14	Vertical	Vertical	N/A
7802.000	-39.30	15.82	-25.0	-14.30	102.86	Vertical	Vertical	Pass
13386.825	-39.62	16.89	-25.0	-14.62	308.57	Vertical	Vertical	Pass

RSE-V&H DC_7A_n66A BW20(LTE)+BW20(NR) QPSK

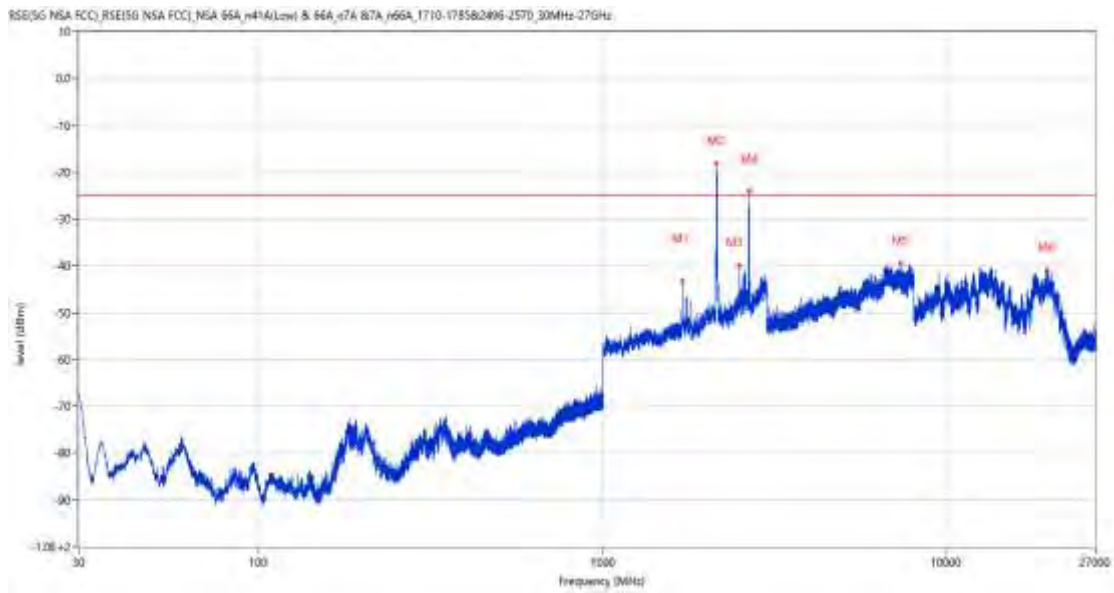


Frequency (MHz)	Result (dBm)	Factor (dB)	PK Limit (dBm)	Over Limit (dB)	Table (o)	ANT	EUT	Verdict
34.462	-63.06	-23.08	-25.0	-38.06	334.29	Vertical	Horizontal	Pass
2139.600	-35.68	4.46	-25.0	-10.68	115.71	Vertical	Horizontal	N/A
2536.900	-44.70	8.31	-25.0	-19.70	244.29	Vertical	Horizontal	N/A
2663.900	-35.83	8.75	-25.0	-10.83	115.71	Vertical	Horizontal	N/A
6657.500	-39.36	14.92	-25.0	-14.36	0.00	Vertical	Horizontal	Pass
13384.724	-39.56	16.87	-25.0	-14.56	180.00	Vertical	Horizontal	Pass

30 DC_66A_n7A

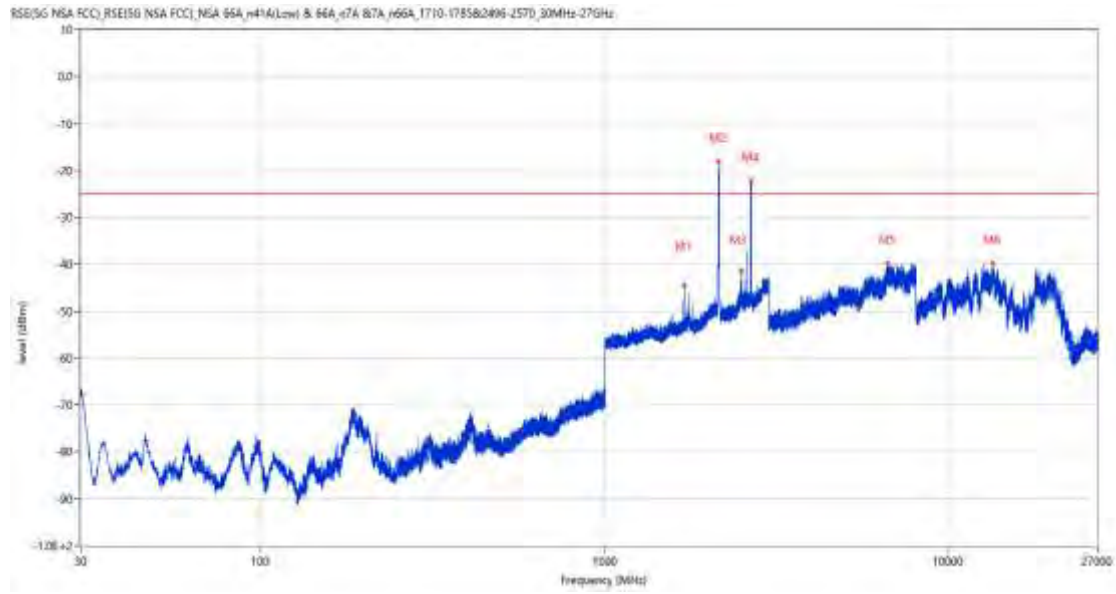
30.1 DC_66A_n7A BW20(LTE)+BW5(NR)

RSE-H&H DC_66A_n7A BW20(LTE)+BW5(NR) PI/2 BPSK



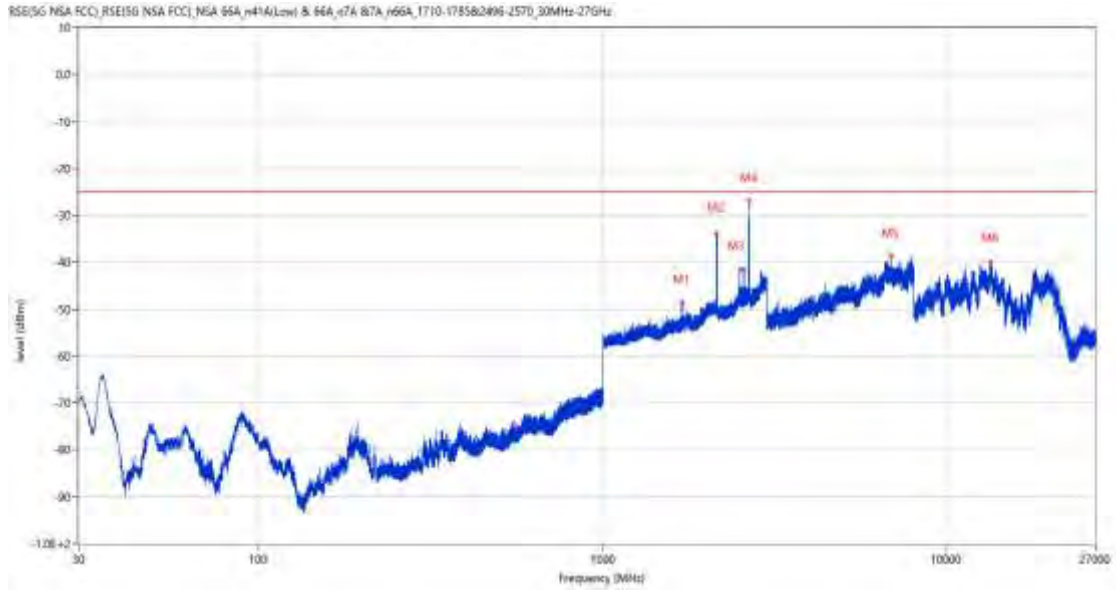
Frequency (MHz)	Result (dBm)	Factor (dB)	PK Limit (dBm)	Over Limit (dB)	Table (o)	ANT	EUT	Verdict
1702.400	-43.25	1.82	-25.0	-18.25	295.71	Horizontal	Horizontal	N/A
2143.300	-18.23	4.38	-25.0	6.77	192.86	Horizontal	Horizontal	N/A
2489.000	-39.85	8.48	-25.0	-14.85	115.71	Horizontal	Horizontal	N/A
2655.200	-24.06	9.03	-25.0	0.94	205.71	Horizontal	Horizontal	N/A
7346.500	-39.59	14.67	-25.0	-14.59	0.00	Horizontal	Horizontal	Pass
19517.401	-40.96	12.93	-25.0	-15.96	360.00	Horizontal	Horizontal	Pass

RSE-H&V DC_66A_n7A BW20(LTE)+BW5(NR) PI/2 BPSK



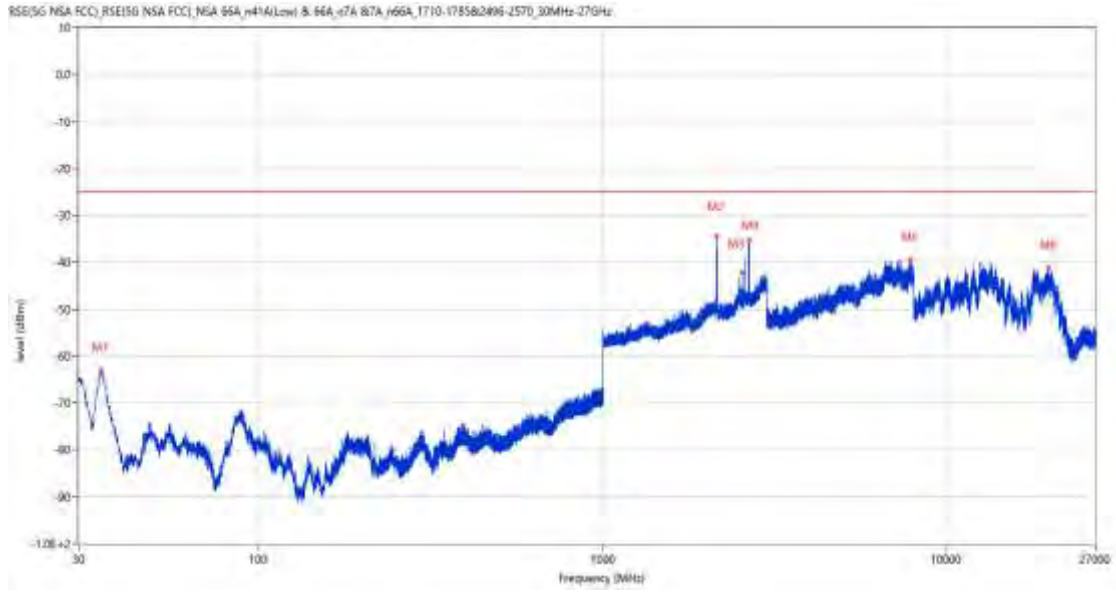
Frequency (MHz)	Result (dBm)	Factor (dB)	PK Limit (dBm)	Over Limit (dB)	Table (o)	ANT	EUT	Verdict
1702.700	-44.54	1.82	-25.0	-19.54	128.57	Horizontal	Vertical	N/A
2141.600	-18.08	4.45	-25.0	6.92	128.57	Horizontal	Vertical	N/A
2490.200	-41.40	8.49	-25.0	-16.40	334.29	Horizontal	Vertical	N/A
2655.500	-22.13	8.99	-25.0	2.87	51.43	Horizontal	Vertical	N/A
6642.750	-39.77	15.15	-25.0	-14.77	0.00	Horizontal	Vertical	Pass
13377.375	-39.61	16.80	-25.0	-14.61	25.71	Horizontal	Vertical	Pass

RSE-V&V DC_66A_n7A BW20(LTE)+BW5(NR) PI/2 BPSK



Frequency (MHz)	Result (dBm)	Factor (dB)	PK Limit (dBm)	Over Limit (dB)	Table (o)	ANT	EUT	Verdict
1702.100	-48.65	1.82	-25.0	-23.65	360.00	Vertical	Vertical	N/A
2138.300	-34.00	4.47	-25.0	-9.00	38.57	Vertical	Vertical	N/A
2536.200	-41.60	8.31	-25.0	-16.60	334.29	Vertical	Vertical	N/A
2655.700	-26.92	8.96	-25.0	-1.92	244.29	Vertical	Vertical	N/A
6874.000	-38.78	14.03	-25.0	-13.78	141.43	Vertical	Vertical	Pass
13382.887	-39.89	16.85	-25.0	-14.89	38.57	Vertical	Vertical	Pass

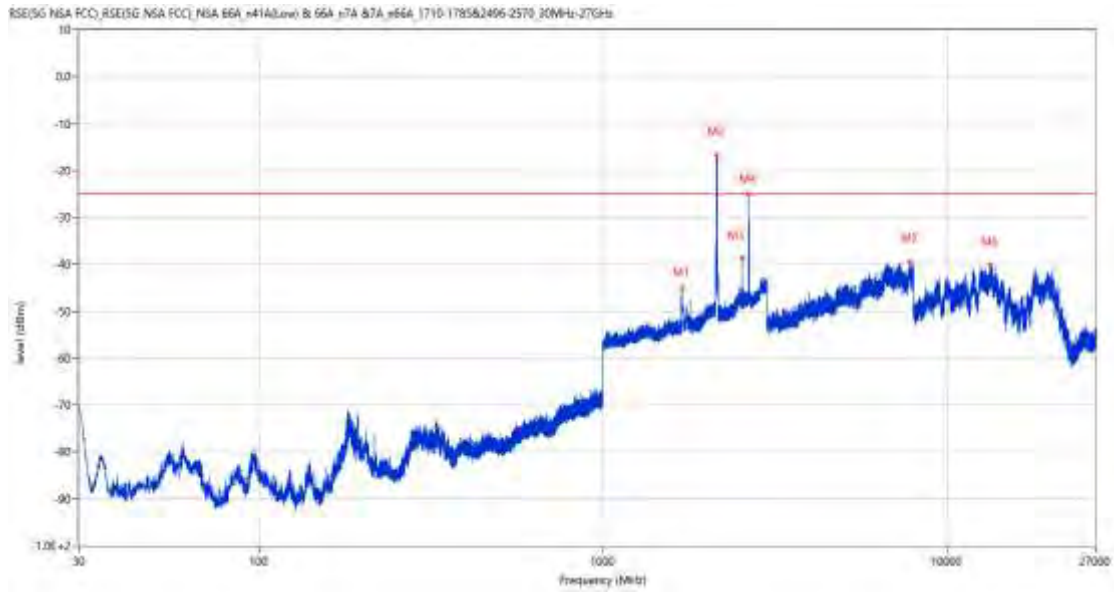
RSE-V&H DC_66A_n7A BW20(LTE)+BW5(NR) PI/2 BPSK



Frequency (MHz)	Result (dBm)	Factor (dB)	PK Limit (dBm)	Over Limit (dB)	Table (o)	ANT	EUT	Verdict
34.705	-63.14	-23.02	-25.0	-38.14	205.71	Vertical	Horizontal	Pass
2139.600	-34.56	4.46	-25.0	-9.56	192.86	Vertical	Horizontal	N/A
2536.200	-42.17	8.31	-25.0	-17.17	38.57	Vertical	Horizontal	N/A
2657.700	-35.39	8.77	-25.0	-10.39	180.00	Vertical	Horizontal	N/A
7811.250	-39.42	16.33	-25.0	-14.42	167.14	Vertical	Horizontal	Pass
19772.101	-41.24	12.94	-25.0	-16.24	360.00	Vertical	Horizontal	Pass

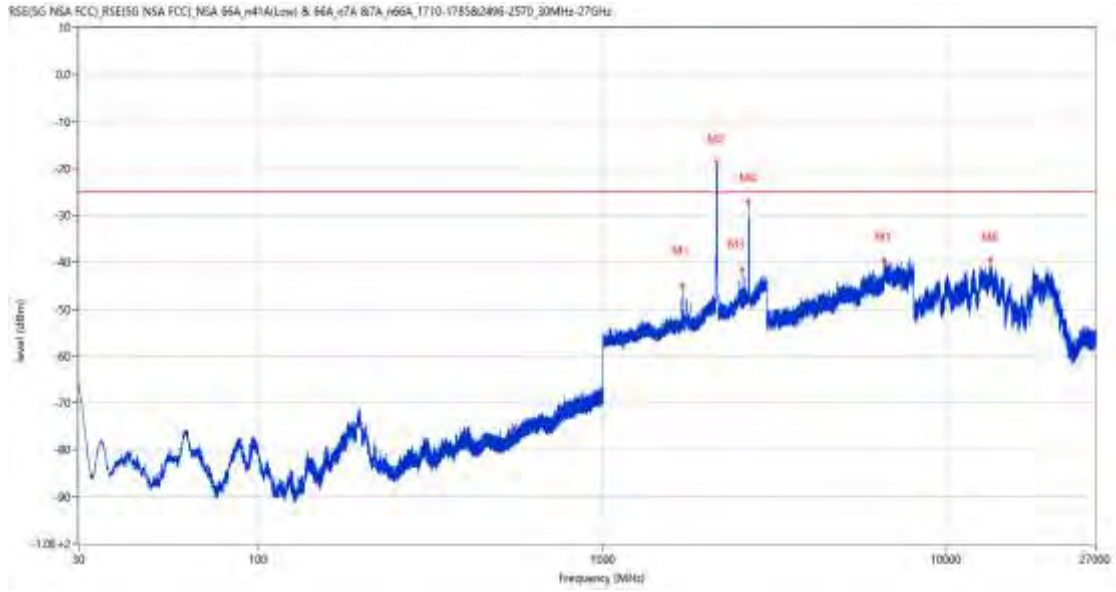
30.2 DC_66A_n7A BW20(LTE)+BW15(NR)

RSE-H&H DC_66A_n7A BW20(LTE)+BW15(NR) PI/2 BPSK



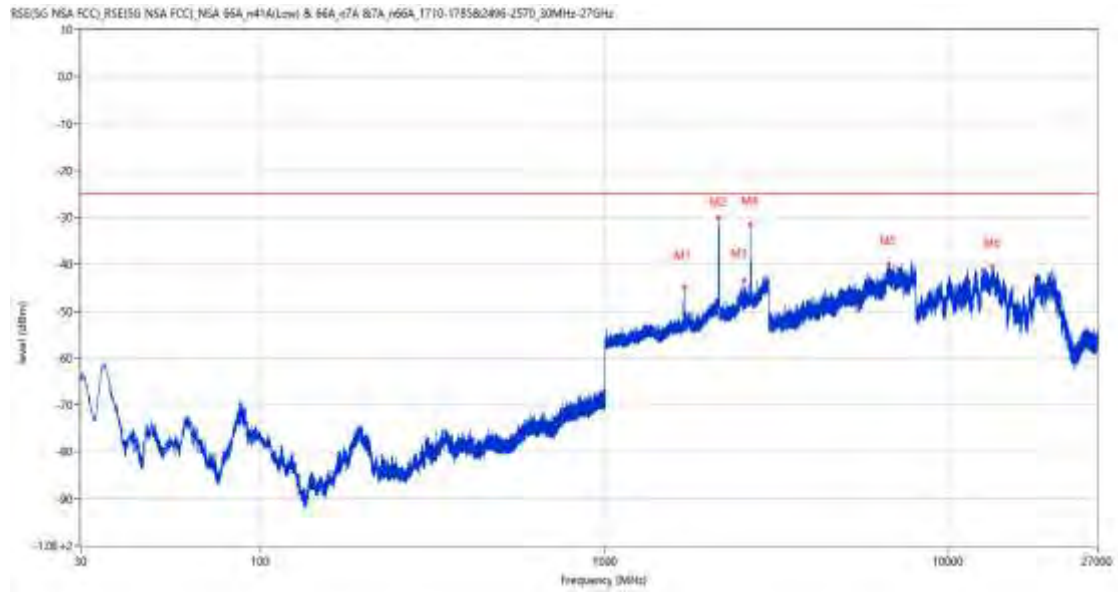
Frequency (MHz)	Result (dBm)	Factor (dB)	PK Limit (dBm)	Over Limit (dB)	Table (o)	ANT	EUT	Verdict
1702.600	-45.19	1.82	-25.0	-20.19	360.00	Horizontal	Horizontal	N/A
2138.900	-16.63	4.43	-25.0	8.37	205.71	Horizontal	Horizontal	N/A
2536.700	-38.67	8.31	-25.0	-13.67	308.57	Horizontal	Horizontal	N/A
2649.500	-24.96	9.41	-25.0	0.04	218.57	Horizontal	Horizontal	N/A
7817.750	-39.43	16.31	-25.0	-14.43	231.43	Horizontal	Horizontal	Pass
13370.025	-40.14	16.73	-25.0	-15.14	218.57	Horizontal	Horizontal	Pass

RSE-H&V DC_66A_n7A BW20(LTE)+BW15(NR) PI/2 BPSK



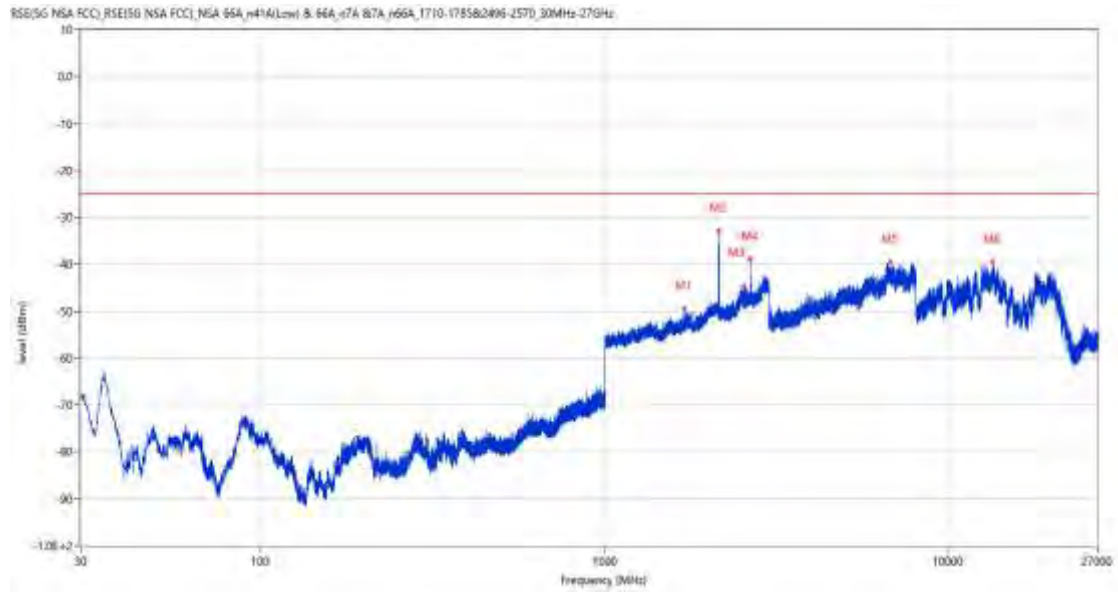
Frequency (MHz)	Result (dBm)	Factor (dB)	PK Limit (dBm)	Over Limit (dB)	Table (o)	ANT	EUT	Verdict
1701.600	-44.95	1.81	-25.0	-19.95	167.14	Horizontal	Vertical	N/A
2138.500	-18.56	4.44	-25.0	6.44	115.71	Horizontal	Vertical	N/A
2537.500	-41.55	8.30	-25.0	-16.55	115.71	Horizontal	Vertical	N/A
2652.400	-26.99	9.28	-25.0	-1.99	38.57	Horizontal	Vertical	N/A
6575.500	-39.50	14.40	-25.0	-14.50	64.29	Horizontal	Vertical	Pass
13402.575	-39.45	16.95	-25.0	-14.45	154.29	Horizontal	Vertical	Pass

RSE-V&V DC_66A_n7A BW20(LTE)+BW15(NR) PI/2 BPSK



Frequency (MHz)	Result (dBm)	Factor (dB)	PK Limit (dBm)	Over Limit (dB)	Table (o)	ANT	EUT	Verdict
1703.000	-44.99	1.82	-25.0	-19.99	360.00	Vertical	Vertical	N/A
2137.500	-30.25	4.54	-25.0	-5.25	360.00	Vertical	Vertical	N/A
2536.800	-43.43	8.31	-25.0	-18.43	51.43	Vertical	Vertical	N/A
2652.000	-31.40	9.35	-25.0	-6.40	244.29	Vertical	Vertical	N/A
6674.500	-40.01	14.53	-25.0	-15.01	180.00	Vertical	Vertical	Pass
13381.313	-40.48	16.83	-25.0	-15.48	0.00	Vertical	Vertical	Pass

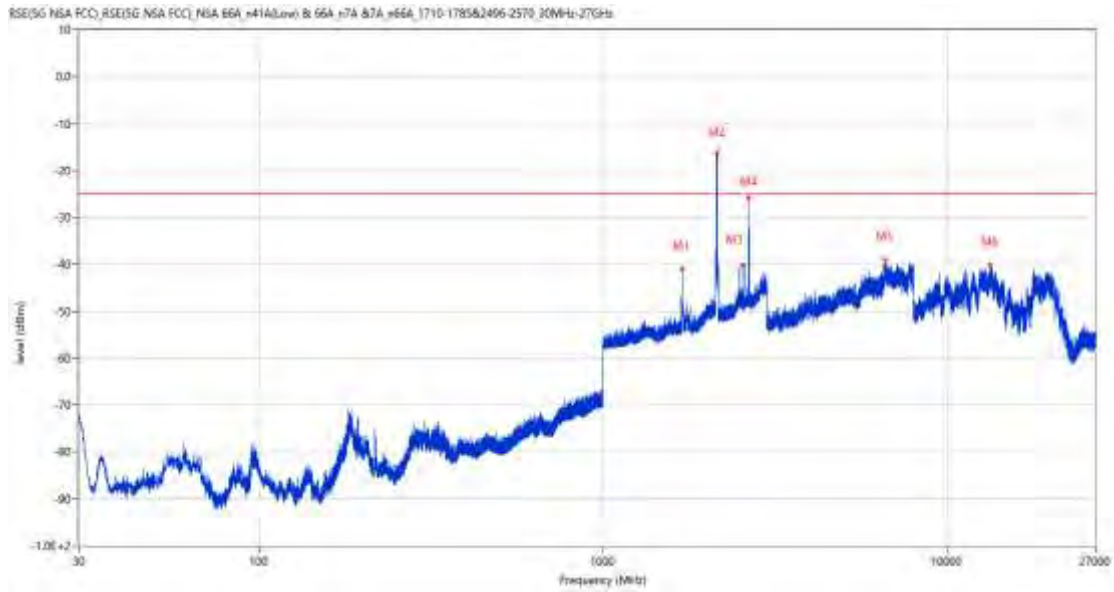
RSE-V&H DC_66A_n7A BW20(LTE)+BW15(NR) PI/2 BPSK



Frequency (MHz)	Result (dBm)	Factor (dB)	PK Limit (dBm)	Over Limit (dB)	Table (o)	ANT	EUT	Verdict
1703.600	-49.47	1.83	-25.0	-24.47	244.29	Vertical	Horizontal	N/A
2140.300	-32.96	4.37	-25.0	-7.96	115.71	Vertical	Horizontal	N/A
2536.000	-44.63	8.31	-25.0	-19.63	360.00	Vertical	Horizontal	N/A
2652.100	-38.83	9.34	-25.0	-13.83	360.00	Vertical	Horizontal	N/A
6753.250	-39.54	14.48	-25.0	-14.54	102.86	Vertical	Horizontal	Pass
13380.525	-39.60	16.83	-25.0	-14.60	115.71	Vertical	Horizontal	Pass

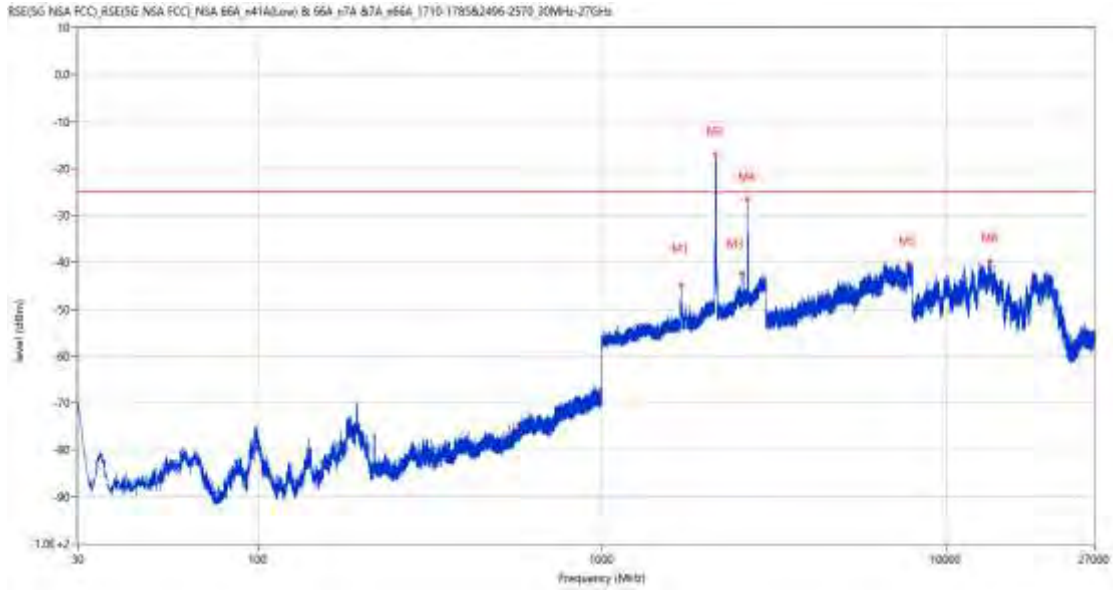
30.3 DC_66A_n7A BW20(LTE)+BW20(NR)

RSE-H&H DC_66A_n7A BW20(LTE)+BW20(NR) PI/2 BPSK



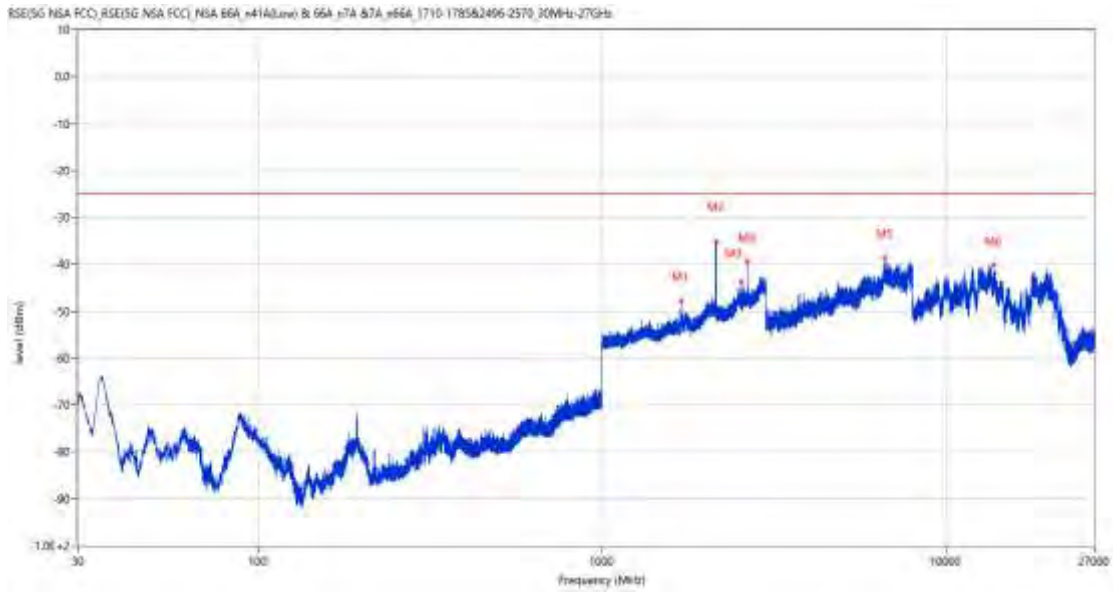
Frequency (MHz)	Result (dBm)	Factor (dB)	PK Limit (dBm)	Over Limit (dB)	Table (o)	ANT	EUT	Verdict
1702.400	-41.00	1.82	-25.0	-16.00	295.71	Horizontal	Horizontal	N/A
2150.400	-16.08	4.02	-25.0	8.92	205.71	Horizontal	Horizontal	N/A
2538.700	-40.20	8.29	-25.0	-15.20	295.71	Horizontal	Horizontal	N/A
2647.600	-25.80	9.34	-25.0	-0.80	205.71	Horizontal	Horizontal	N/A
6612.000	-39.01	14.42	-25.0	-14.01	308.57	Horizontal	Horizontal	Pass
13394.962	-40.20	16.96	-25.0	-15.20	141.43	Horizontal	Horizontal	Pass

RSE-H&V DC_66A_n7A BW20(LTE)+BW20(NR) PI/2 BPSK



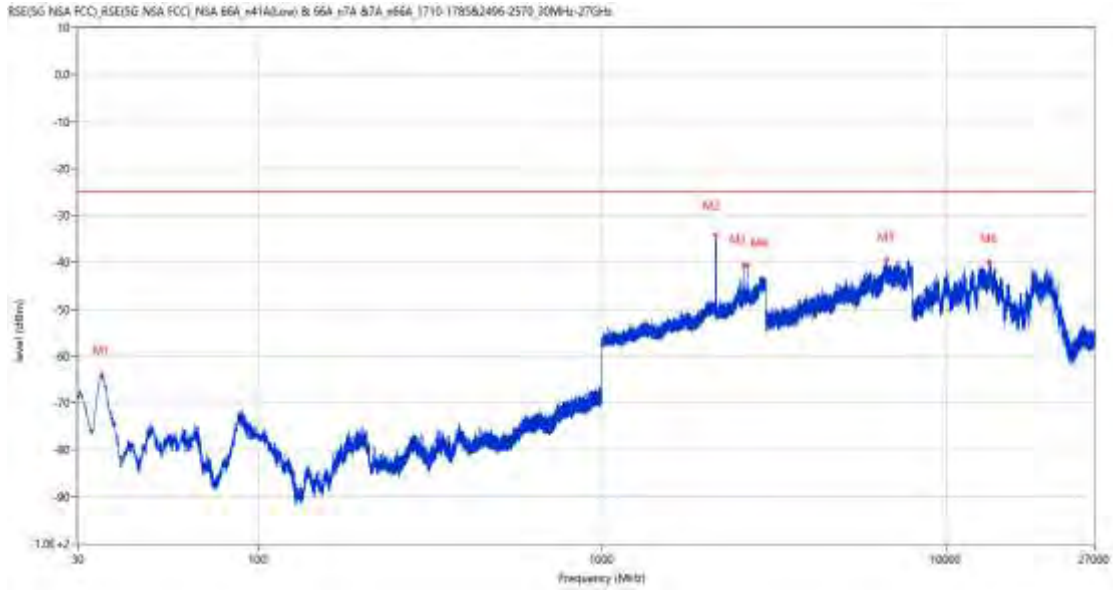
Frequency (MHz)	Result (dBm)	Factor (dB)	PK Limit (dBm)	Over Limit (dB)	Table (o)	ANT	EUT	Verdict
1702.500	-44.91	1.82	-25.0	-19.91	154.29	Horizontal	Vertical	N/A
2143.500	-16.98	4.42	-25.0	8.02	205.71	Horizontal	Vertical	N/A
2538.200	-42.34	8.30	-25.0	-17.34	115.71	Horizontal	Vertical	N/A
2646.900	-26.60	9.23	-25.0	-1.60	180.00	Horizontal	Vertical	N/A
7753.000	-40.34	14.31	-25.0	-15.34	295.71	Horizontal	Vertical	Pass
13405.987	-39.75	16.88	-25.0	-14.75	180.00	Horizontal	Vertical	Pass

RSE-V&V DC_66A_n7A BW20(LTE)+BW20(NR) PI/2 BPSK



Frequency (MHz)	Result (dBm)	Factor (dB)	PK Limit (dBm)	Over Limit (dB)	Table (o)	ANT	EUT	Verdict
1703.600	-47.71	1.83	-25.0	-22.71	38.57	Vertical	Vertical	N/A
2152.900	-35.10	3.89	-25.0	-10.10	141.43	Vertical	Vertical	N/A
2539.200	-43.65	8.29	-25.0	-18.65	167.14	Vertical	Vertical	N/A
2647.700	-39.31	9.36	-25.0	-14.31	218.57	Vertical	Vertical	N/A
6638.000	-38.62	15.03	-25.0	-13.62	115.71	Vertical	Vertical	Pass
13786.875	-40.17	16.13	-25.0	-15.17	0.00	Vertical	Vertical	Pass

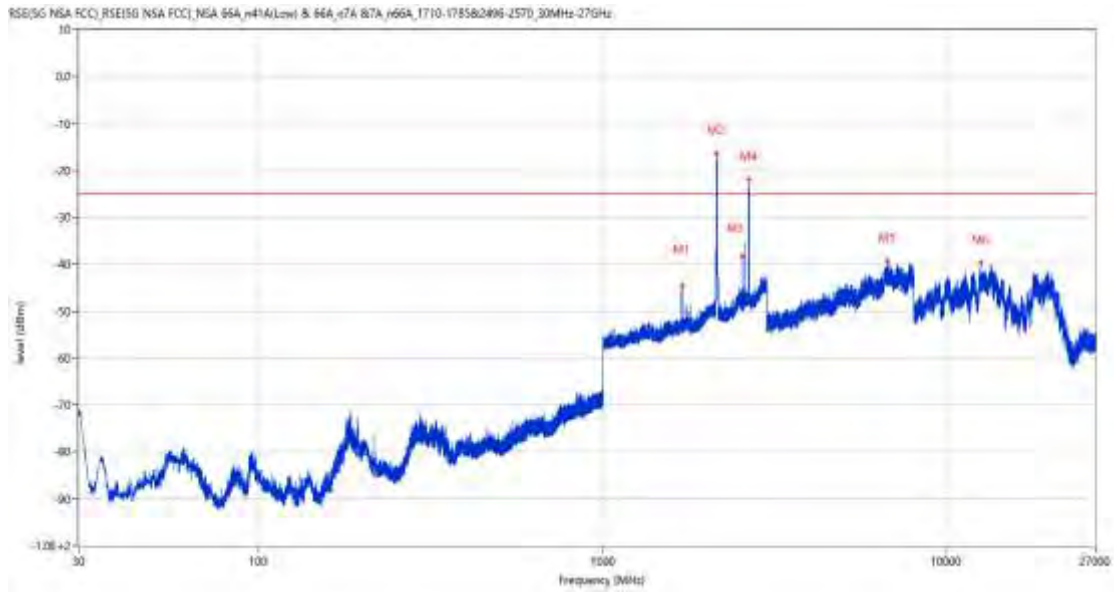
RSE-V&H DC_66A_n7A BW20(LTE)+BW20(NR) PI/2 BPSK



Frequency (MHz)	Result (dBm)	Factor (dB)	PK Limit (dBm)	Over Limit (dB)	Table (o)	ANT	EUT	Verdict
35.238	-63.98	-22.84	-25.0	-38.98	205.71	Vertical	Horizontal	Pass
2138.400	-34.16	4.45	-25.0	-9.16	115.71	Vertical	Horizontal	N/A
2589.100	-40.61	8.70	-25.0	-15.61	295.71	Vertical	Horizontal	N/A
2647.400	-40.78	9.30	-25.0	-15.78	102.86	Vertical	Horizontal	N/A
6724.750	-39.46	15.58	-25.0	-14.46	0.00	Vertical	Horizontal	Pass
13385.250	-40.00	16.87	-25.0	-15.00	321.43	Vertical	Horizontal	Pass

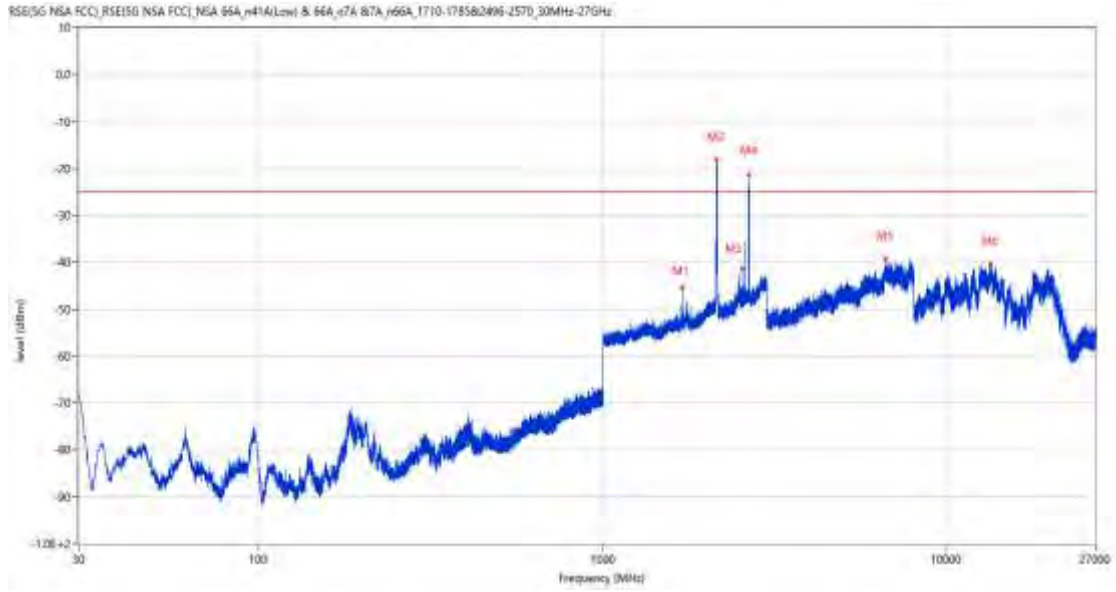
30.4 DC_66A_n7A BW20(LTE)+BW5(NR)

RSE-H&H DC_66A_n7A BW20(LTE)+BW5(NR) QPSK



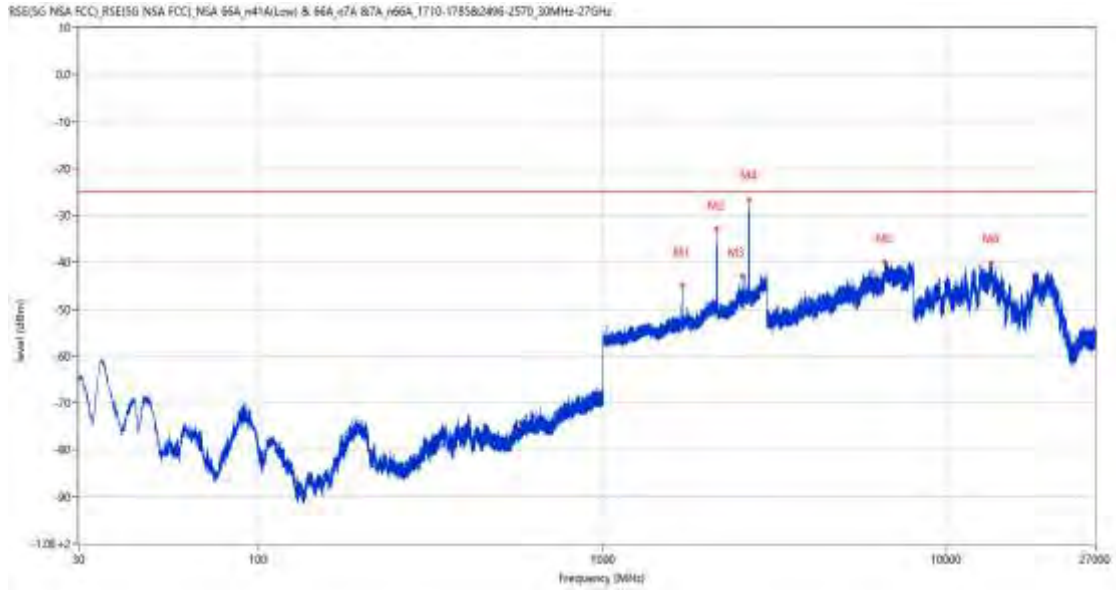
Frequency (MHz)	Result (dBm)	Factor (dB)	PK Limit (dBm)	Over Limit (dB)	Table (o)	ANT	EUT	Verdict
1701.700	-44.45	1.81	-25.0	-19.45	308.57	Horizontal	Horizontal	N/A
2139.200	-16.34	4.45	-25.0	8.66	192.86	Horizontal	Horizontal	N/A
2536.400	-38.26	8.31	-25.0	-13.26	308.57	Horizontal	Horizontal	N/A
2657.800	-21.94	8.76	-25.0	3.06	205.71	Horizontal	Horizontal	N/A
6721.250	-39.34	15.72	-25.0	-14.34	192.86	Horizontal	Horizontal	Pass
12517.963	-39.68	14.43	-25.0	-14.68	141.43	Horizontal	Horizontal	Pass

RSE-H&V DC_66A_n7A BW20(LTE)+BW5(NR) QPSK



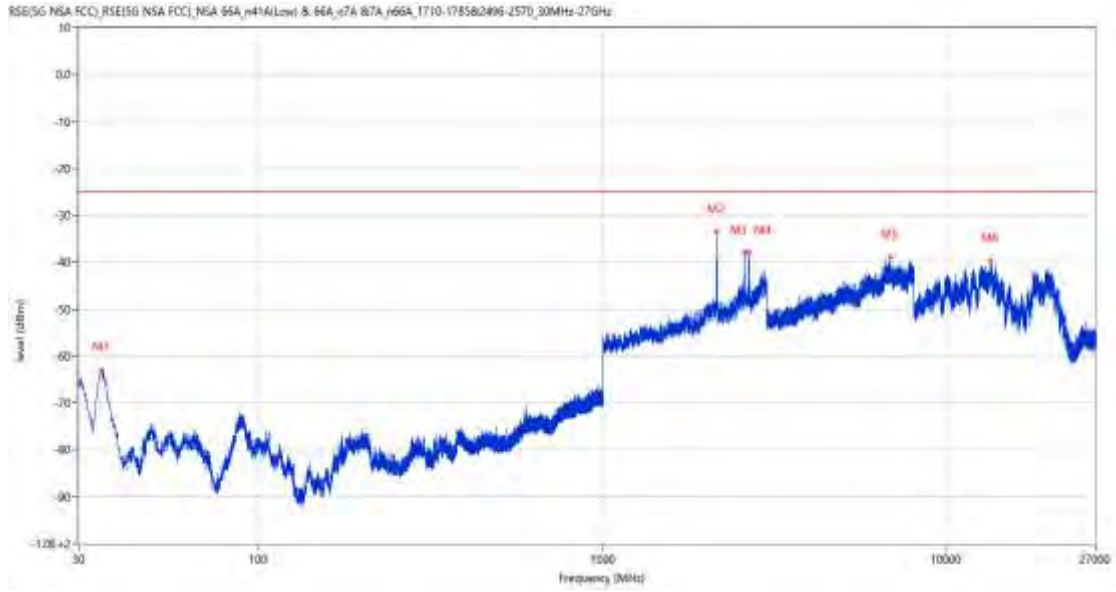
Frequency (MHz)	Result (dBm)	Factor (dB)	PK Limit (dBm)	Over Limit (dB)	Table (o)	ANT	EUT	Verdict
1702.600	-45.29	1.82	-25.0	-20.29	167.14	Horizontal	Vertical	N/A
2142.300	-18.12	4.38	-25.0	6.88	128.57	Horizontal	Vertical	N/A
2536.100	-41.31	8.31	-25.0	-16.31	128.57	Horizontal	Vertical	N/A
2656.300	-21.20	8.89	-25.0	3.80	115.71	Horizontal	Vertical	N/A
6637.750	-39.29	15.06	-25.0	-14.29	90.00	Horizontal	Vertical	Pass
13386.825	-40.34	16.89	-25.0	-15.34	218.57	Horizontal	Vertical	Pass

RSE-V&V DC_66A_n7A BW20(LTE)+BW5(NR) QPSK



Frequency (MHz)	Result (dBm)	Factor (dB)	PK Limit (dBm)	Over Limit (dB)	Table (o)	ANT	EUT	Verdict
1702.700	-44.97	1.82	-25.0	-19.97	360.00	Vertical	Vertical	N/A
2139.900	-32.86	4.43	-25.0	-7.86	38.57	Vertical	Vertical	N/A
2536.300	-42.90	8.31	-25.0	-17.90	154.29	Vertical	Vertical	N/A
2657.300	-26.58	8.79	-25.0	-1.58	244.29	Vertical	Vertical	N/A
6596.250	-40.00	14.39	-25.0	-15.00	257.14	Vertical	Vertical	Pass
13506.787	-40.15	15.44	-25.0	-15.15	154.29	Vertical	Vertical	Pass

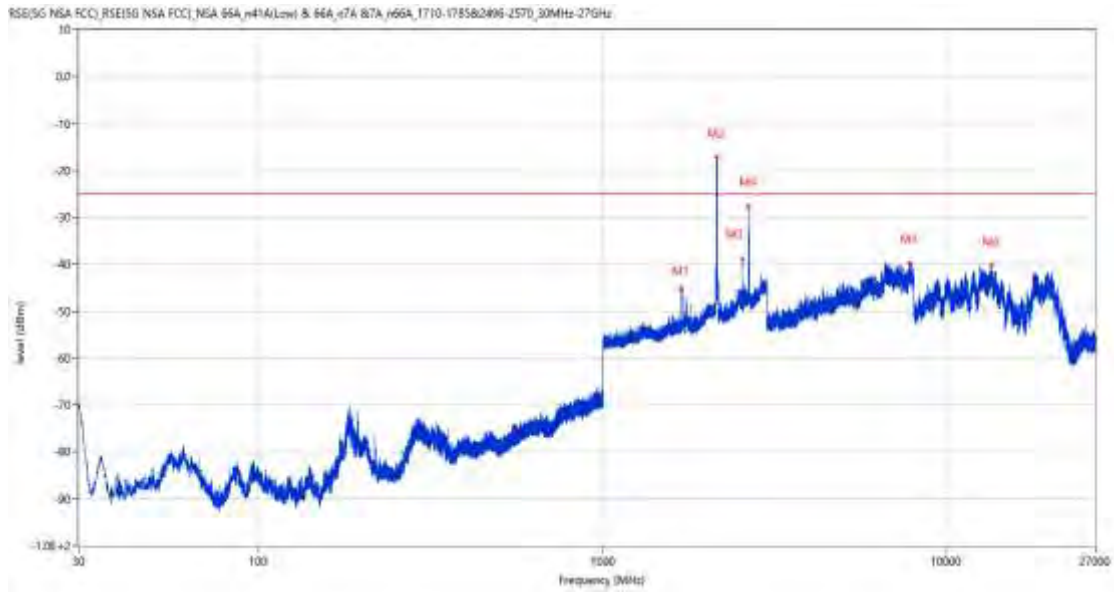
RSE-V&H DC_66A_n7A BW20(LTE)+BW5(NR) QPSK



Frequency (MHz)	Result (dBm)	Factor (dB)	PK Limit (dBm)	Over Limit (dB)	Table (o)	ANT	EUT	Verdict
34.947	-62.88	-22.97	-25.0	-37.88	257.14	Vertical	Horizontal	N/A
2138.100	-33.47	4.50	-25.0	-8.47	115.71	Vertical	Horizontal	N/A
2586.700	-37.64	8.75	-25.0	-12.64	231.43	Vertical	Horizontal	N/A
2657.600	-38.05	8.77	-25.0	-13.05	308.57	Vertical	Horizontal	N/A
6838.500	-38.88	14.05	-25.0	-13.88	321.43	Vertical	Horizontal	Pass
13377.901	-39.70	16.80	-25.0	-14.70	0.00	Vertical	Horizontal	Pass

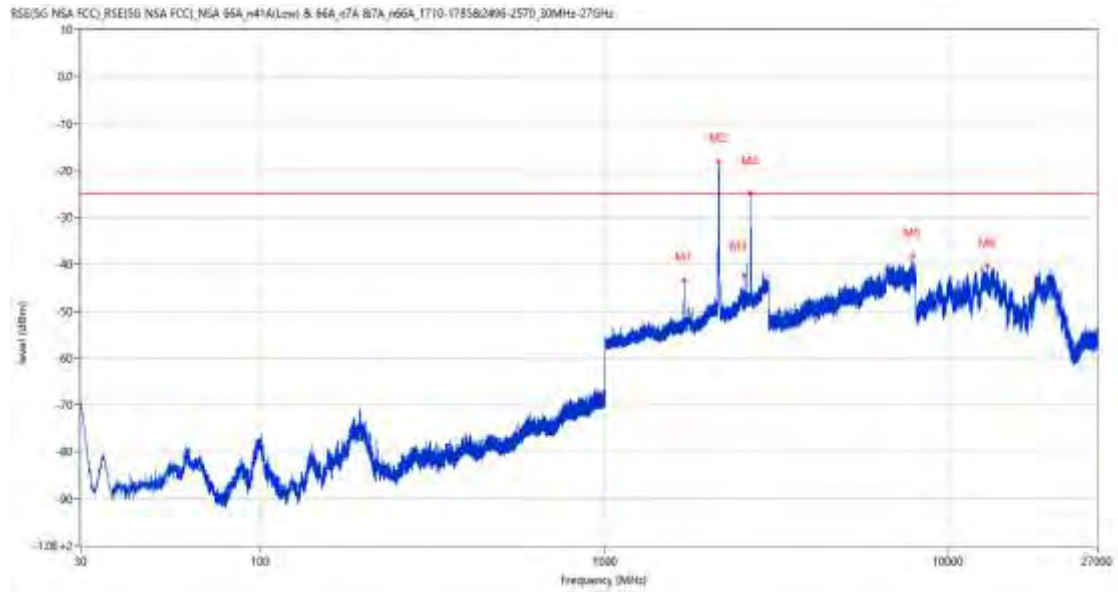
30.5 DC_66A_n7A BW20(LTE)+BW15(NR)

RSE-H&H DC_66A_n7A BW20(LTE)+BW15(NR) QPSK



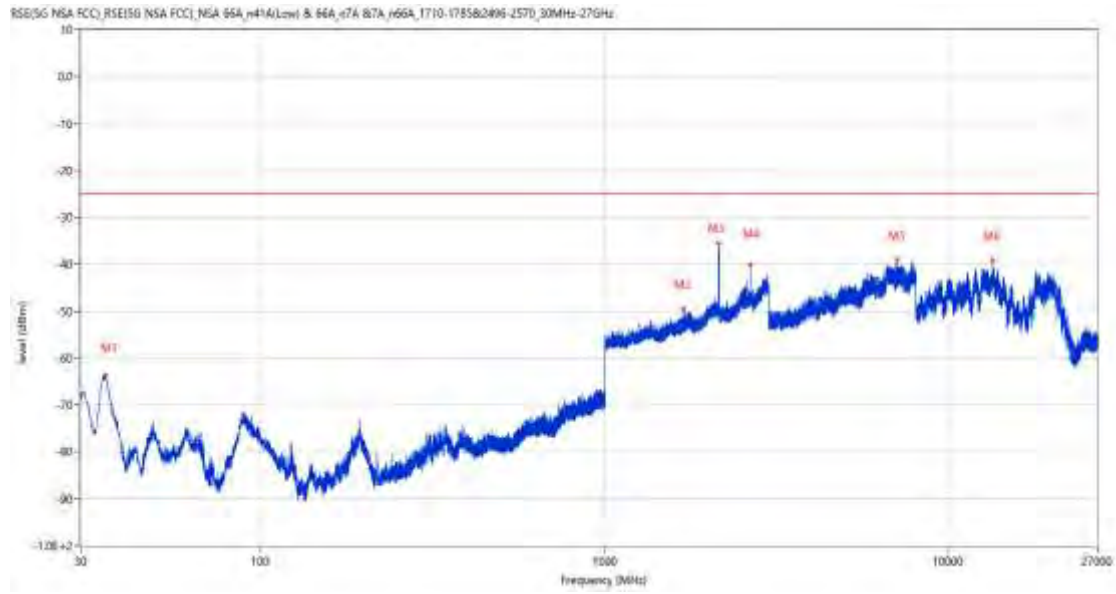
Frequency (MHz)	Result (dBm)	Factor (dB)	PK Limit (dBm)	Over Limit (dB)	Table (o)	ANT	EUT	Verdict
1689.500	-45.19	1.47	-25.0	-20.19	321.43	Horizontal	Horizontal	N/A
2141.400	-17.23	4.46	-25.0	7.77	192.86	Horizontal	Horizontal	N/A
2536.800	-38.80	8.31	-25.0	-13.80	308.57	Horizontal	Horizontal	N/A
2651.500	-27.60	9.36	-25.0	-2.60	244.29	Horizontal	Horizontal	N/A
7784.250	-39.79	15.62	-25.0	-14.79	334.29	Horizontal	Horizontal	Pass
13449.562	-40.11	15.92	-25.0	-15.11	192.86	Horizontal	Horizontal	Pass

RSE-H&V DC_66A_n7A BW20(LTE)+BW15(NR) QPSK



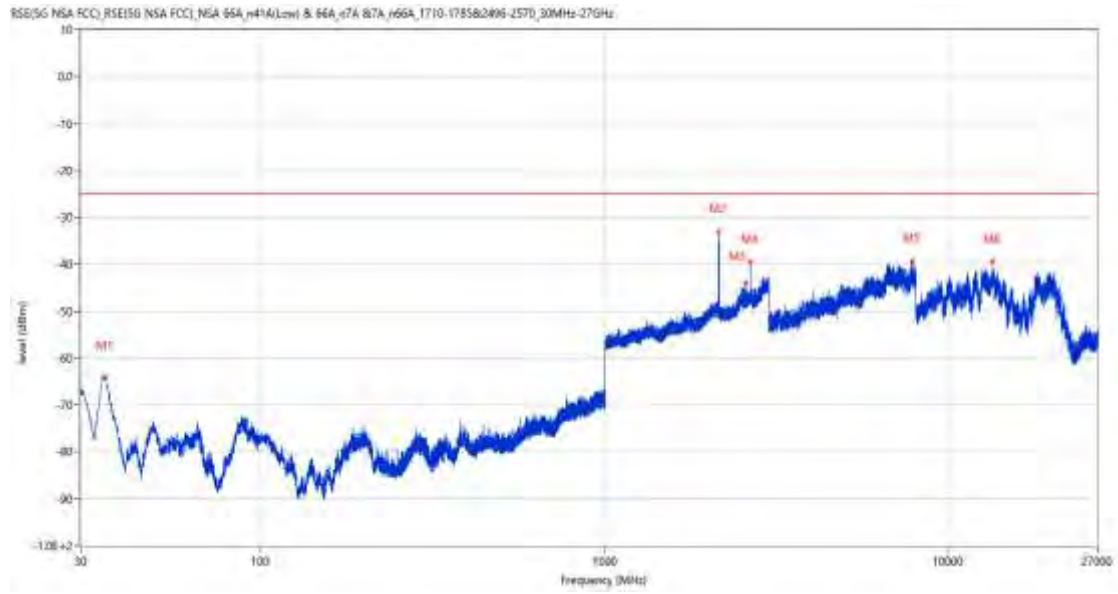
Frequency (MHz)	Result (dBm)	Factor (dB)	PK Limit (dBm)	Over Limit (dB)	Table (o)	ANT	EUT	Verdict
1703.300	-43.42	1.82	-25.0	-18.42	180.00	Horizontal	Vertical	N/A
2142.500	-18.07	4.35	-25.0	6.93	141.43	Horizontal	Vertical	N/A
2537.800	-42.45	8.30	-25.0	-17.45	0.00	Horizontal	Vertical	N/A
2650.200	-24.82	9.45	-25.0	0.18	141.43	Horizontal	Vertical	N/A
7826.250	-38.36	15.92	-25.0	-13.36	0.00	Horizontal	Vertical	Pass
12910.387	-40.41	15.31	-25.0	-15.41	167.14	Horizontal	Vertical	Pass

RSE-V&V DC_66A_n7A BW20(LTE)+BW15(NR) QPSK



Frequency (MHz)	Result (dBm)	Factor (dB)	PK Limit (dBm)	Over Limit (dB)	Table (o)	ANT	EUT	Verdict
35.286	-63.74	-22.82	-25.0	-38.74	180.00	Vertical	Vertical	Pass
1693.700	-49.36	1.33	-25.0	-24.36	102.86	Vertical	Vertical	N/A
2140.100	-35.62	4.40	-25.0	-10.62	205.71	Vertical	Vertical	N/A
2652.000	-40.20	9.35	-25.0	-15.20	205.71	Vertical	Vertical	N/A
7068.500	-38.85	13.52	-25.0	-13.85	360.00	Vertical	Vertical	Pass
13400.738	-38.99	16.99	-25.0	-13.99	244.29	Vertical	Vertical	Pass

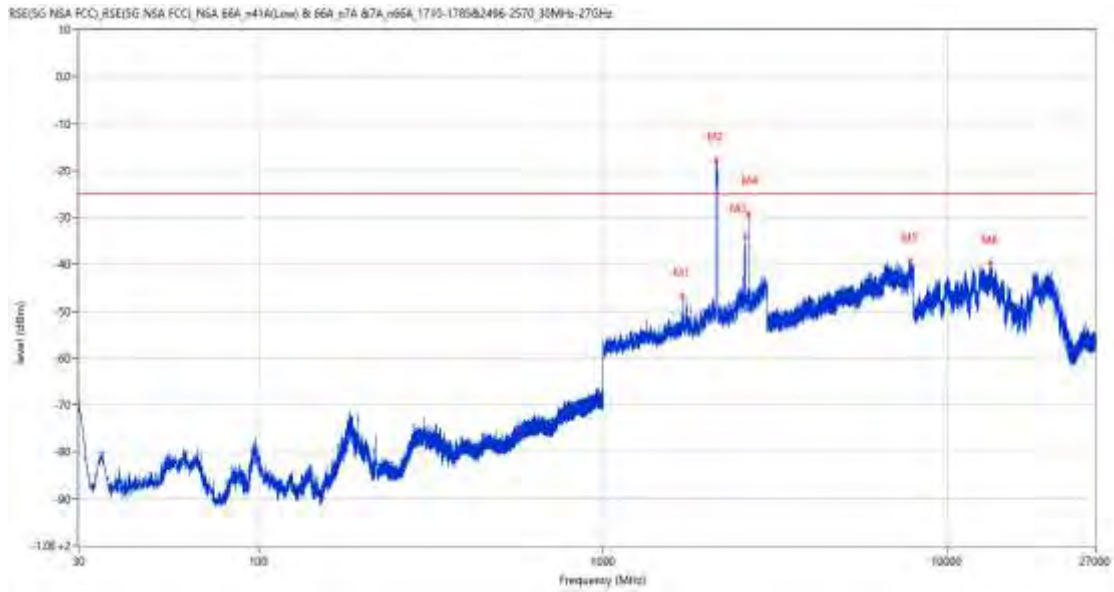
RSE-V&H DC_66A_n7A BW20(LTE)+BW15(NR) QPSK



Frequency (MHz)	Result (dBm)	Factor (dB)	PK Limit (dBm)	Over Limit (dB)	Table (o)	ANT	EUT	Verdict
35.286	-64.05	-22.82	-25.0	-39.05	180.00	Vertical	Horizontal	Pass
2138.700	-33.19	4.41	-25.0	-8.19	192.86	Vertical	Horizontal	N/A
2573.900	-44.03	8.52	-25.0	-19.03	360.00	Vertical	Horizontal	N/A
2650.500	-39.49	9.44	-25.0	-14.49	282.86	Vertical	Horizontal	N/A
7827.250	-39.24	15.81	-25.0	-14.24	321.43	Vertical	Horizontal	Pass
13392.075	-39.61	16.94	-25.0	-14.61	270.00	Vertical	Horizontal	Pass

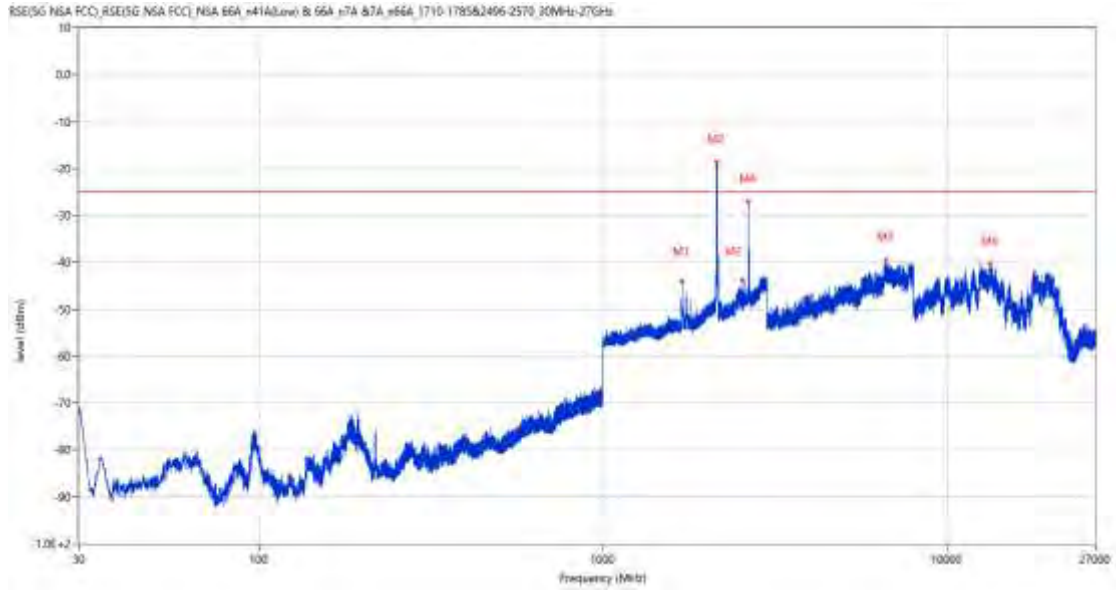
30.6 DC_66A_n7A BW20(LTE)+BW20(NR)

RSE-H&H DC_66A_n7A BW20(LTE)+BW20(NR) QPSK



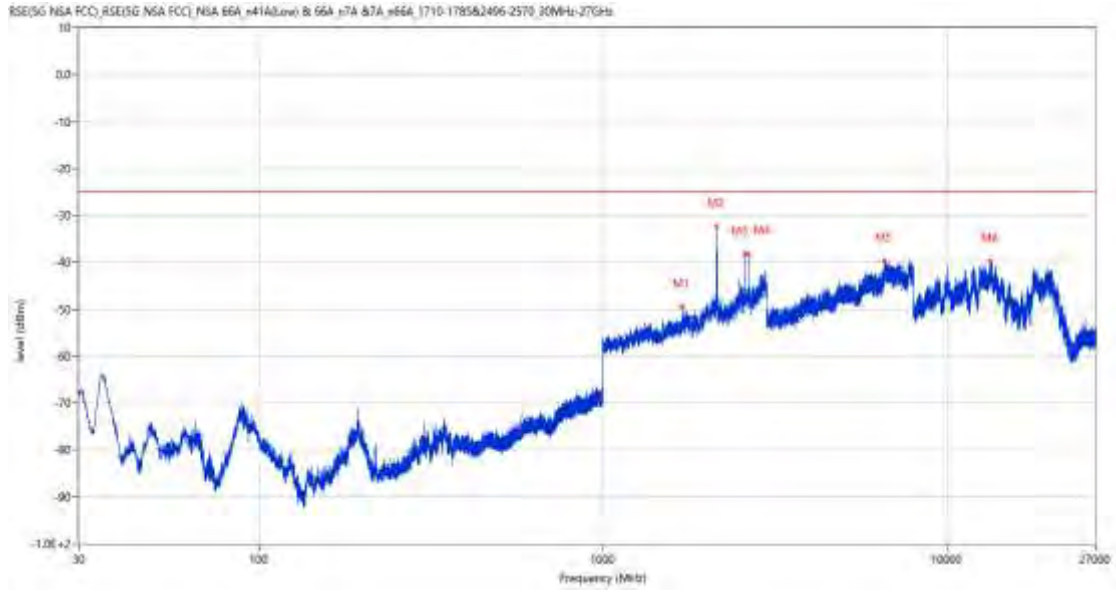
Frequency (MHz)	Result (dBm)	Factor (dB)	PK Limit (dBm)	Over Limit (dB)	Table (o)	ANT	EUT	Verdict
1702.100	-46.82	1.82	-25.0	-21.82	308.57	Horizontal	Horizontal	N/A
2137.500	-17.69	4.54	-25.0	7.31	205.71	Horizontal	Horizontal	N/A
2582.700	-33.94	8.63	-25.0	-8.94	295.71	Horizontal	Horizontal	N/A
2646.900	-29.33	9.23	-25.0	-4.33	218.57	Horizontal	Horizontal	N/A
7797.500	-39.39	15.81	-25.0	-14.39	321.43	Horizontal	Horizontal	Pass
13388.137	-39.79	16.90	-25.0	-14.79	257.14	Horizontal	Horizontal	Pass

RSE-H&V DC_66A_n7A BW20(LTE)+BW20(NR) QPSK



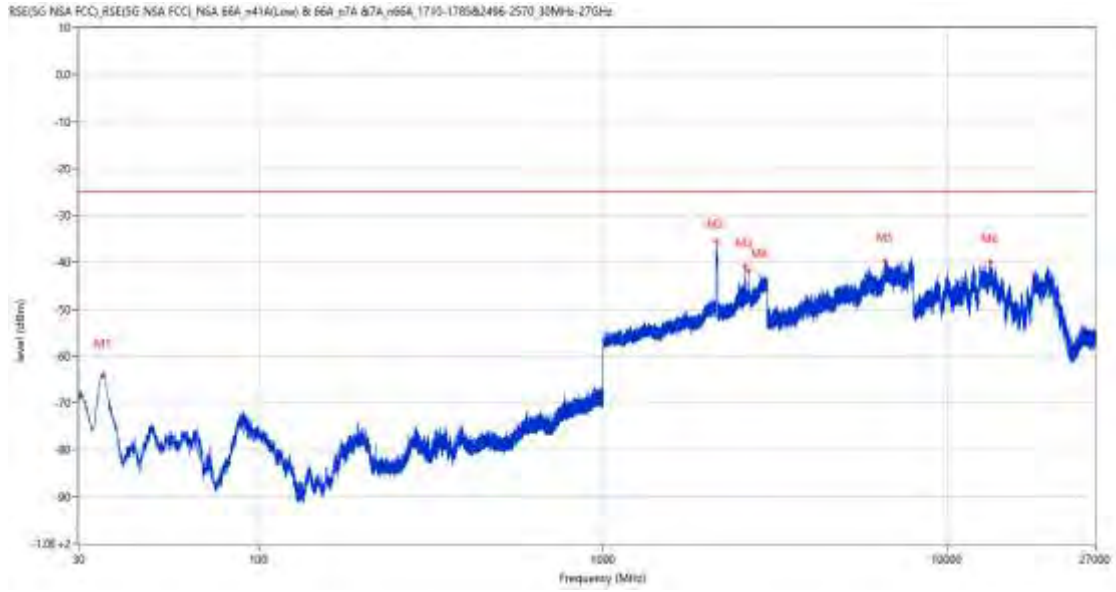
Frequency (MHz)	Result (dBm)	Factor (dB)	PK Limit (dBm)	Over Limit (dB)	Table (o)	ANT	EUT	Verdict
1702.800	-44.06	1.82	-25.0	-19.06	167.14	Horizontal	Vertical	N/A
2141.400	-18.56	4.46	-25.0	6.44	128.57	Horizontal	Vertical	N/A
2536.800	-43.91	8.31	-25.0	-18.91	128.57	Horizontal	Vertical	N/A
2649.500	-27.17	9.41	-25.0	-2.17	115.71	Horizontal	Vertical	N/A
6645.000	-39.50	15.13	-25.0	-14.50	334.29	Horizontal	Vertical	Pass
13363.987	-40.37	16.67	-25.0	-15.37	0.00	Horizontal	Vertical	Pass

RSE-V&V DC_66A_n7A BW20(LTE)+BW20(NR) QPSK



Frequency (MHz)	Result (dBm)	Factor (dB)	PK Limit (dBm)	Over Limit (dB)	Table (o)	ANT	EUT	Verdict
1703.300	-49.41	1.82	-25.0	-24.41	0.00	Vertical	Vertical	N/A
2139.100	-32.20	4.44	-25.0	-7.20	360.00	Vertical	Vertical	N/A
2582.100	-38.36	8.62	-25.0	-13.36	154.29	Vertical	Vertical	N/A
2649.400	-38.35	9.39	-25.0	-13.35	141.43	Vertical	Vertical	N/A
6579.500	-39.78	14.27	-25.0	-14.78	64.29	Vertical	Vertical	Pass
13385.513	-39.80	16.87	-25.0	-14.80	0.00	Vertical	Vertical	Pass

RSE-V&H DC_66A_n7A BW20(LTE)+BW20(NR) QPSK

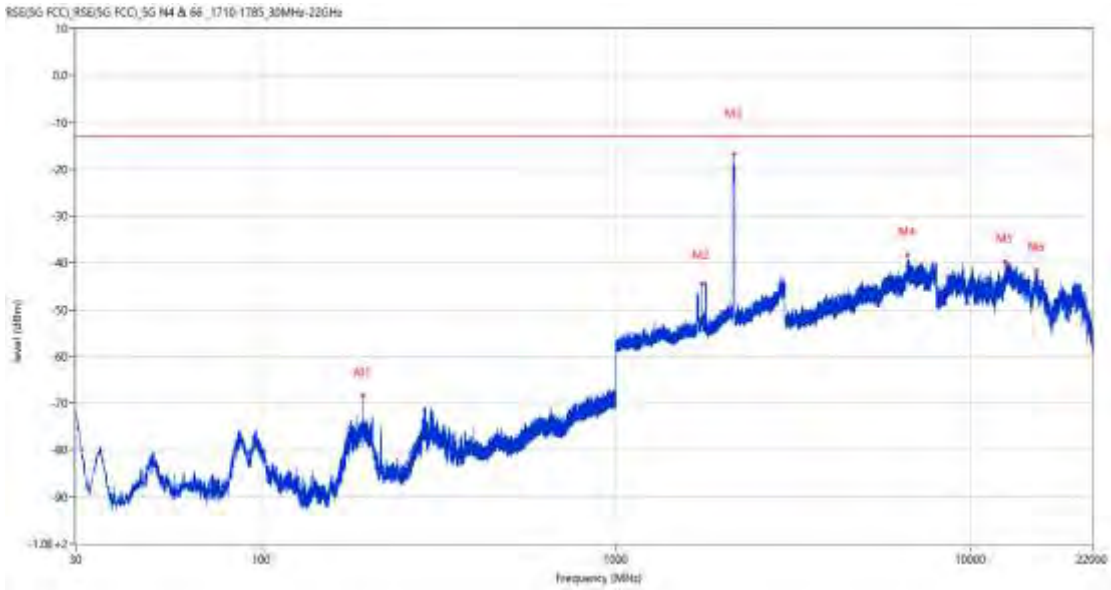


Frequency (MHz)	Result (dBm)	Factor (dB)	PK Limit (dBm)	Over Limit (dB)	Table (o)	ANT	EUT	Verdict
35.383	-64.04	-22.78	-25.0	-39.04	270.00	Vertical	Horizontal	Pass
2143.100	-35.49	4.34	-25.0	-10.49	205.71	Vertical	Horizontal	N/A
2589.400	-40.78	8.65	-25.0	-15.78	282.86	Vertical	Horizontal	N/A
2647.700	-41.76	9.36	-25.0	-16.76	192.86	Vertical	Horizontal	N/A
6640.500	-39.69	15.03	-25.0	-14.69	154.29	Vertical	Horizontal	Pass
13383.412	-39.90	16.85	-25.0	-14.90	360.00	Vertical	Horizontal	Pass

31 DC_66A_n66A

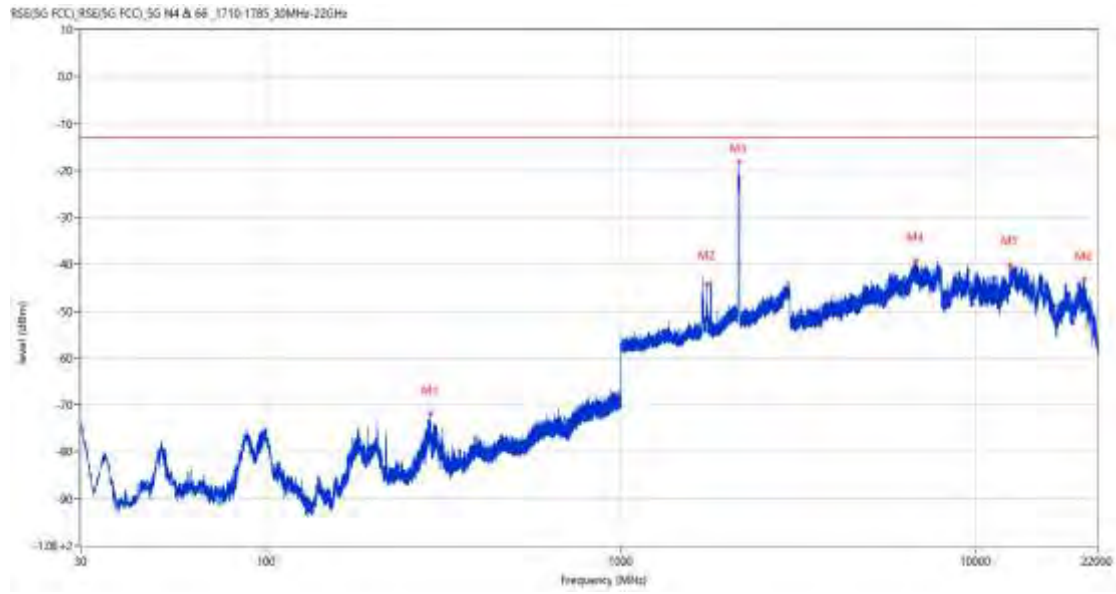
31.1 DC_66A_n66A BW20(LTE)+BW5(NR)

RSE-H&H DC_66A_n66A BW20(LTE)+BW5(NR) PI/2 BPSK



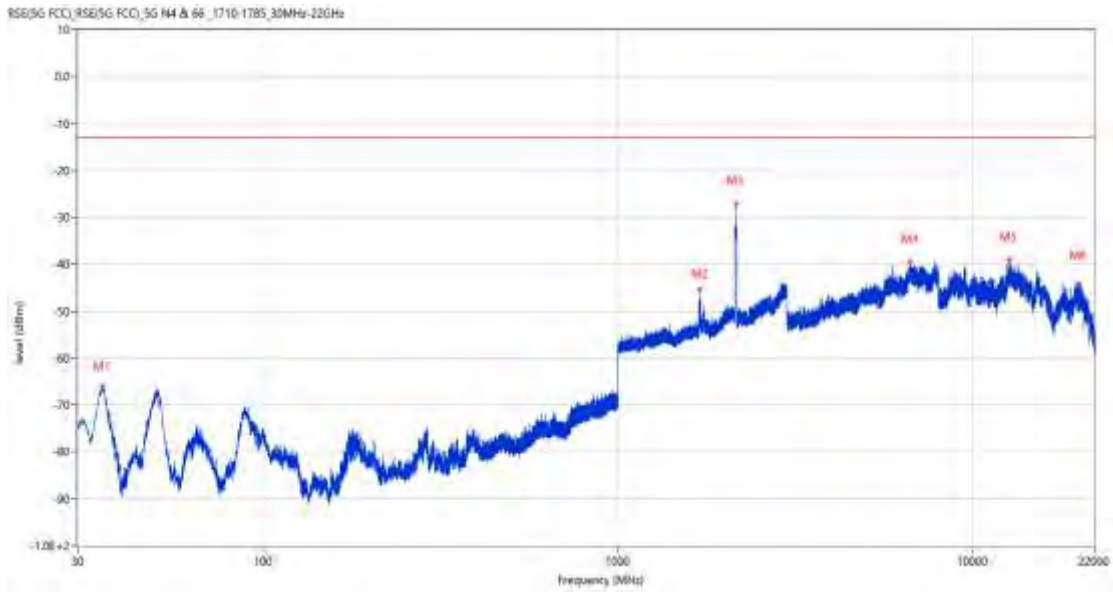
Frequency (MHz)	Result (dBm)	Factor (dB)	PK Limit (dBm)	Over Limit (dB)	Table (o)	ANT	EUT	Verdict
193.202	-68.26	-16.08	-13.0	-55.26	40.00	Horizontal	Horizontal	Pass
1746.100	-44.51	2.05	-13.0	-31.51	145.00	Horizontal	Horizontal	N/A
2144.400	-16.78	3.61	-13.0	-3.78	206.00	Horizontal	Horizontal	N/A
6639.250	-38.23	15.07	-13.0	-25.23	277.00	Horizontal	Horizontal	Pass
12507.987	-39.62	15.50	-13.0	-26.62	115.00	Horizontal	Horizontal	Pass
15303.000	-41.60	14.07	-13.0	-28.60	361.00	Horizontal	Horizontal	Pass

RSE-H&V DC_66A_n66A BW20(LTE)+BW5(NR) PI/2 BPSK



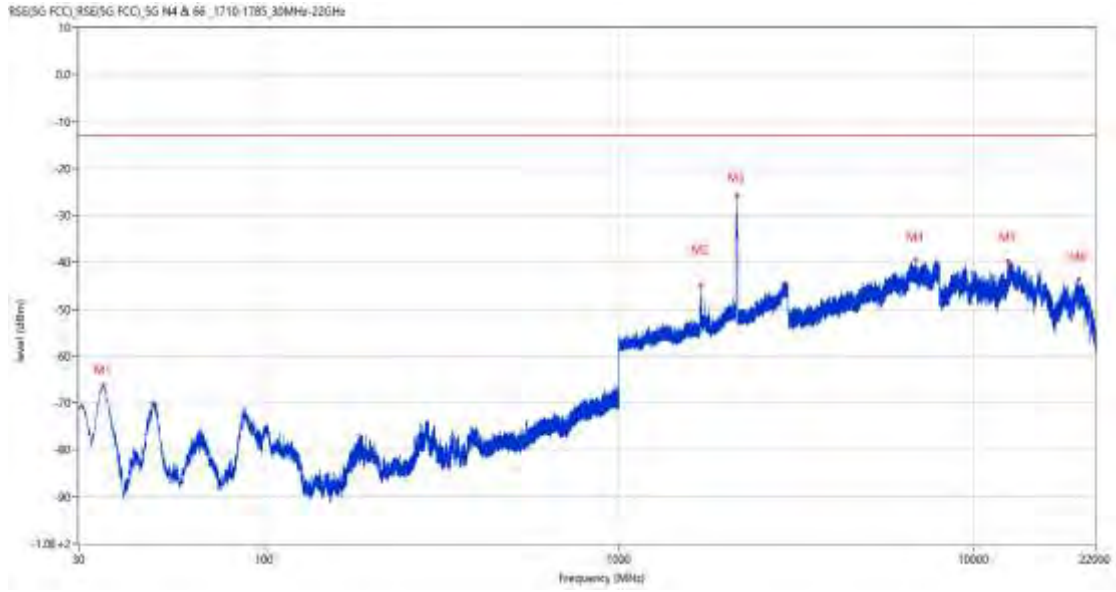
Frequency (MHz)	Result (dBm)	Factor (dB)	PK Limit (dBm)	Over Limit (dB)	Table (o)	ANT	EUT	Verdict
289.766	-71.82	-13.99	-13.0	-58.82	297.00	Horizontal	Vertical	Pass
1745.400	-44.21	2.05	-13.0	-31.21	351.00	Horizontal	Vertical	N/A
2143.800	-18.13	3.68	-13.0	-5.13	190.00	Horizontal	Vertical	N/A
6762.000	-39.33	14.38	-13.0	-26.33	49.00	Horizontal	Vertical	Pass
12485.425	-40.23	15.17	-13.0	-27.23	75.00	Horizontal	Vertical	Pass
20212.900	-43.19	11.09	-13.0	-30.19	198.00	Horizontal	Vertical	Pass

RSE-V&V DC_66A_n66A BW20(LTE)+BW5(NR) PI/2 BPSK



Frequency (MHz)	Result (dBm)	Factor (dB)	PK Limit (dBm)	Over Limit (dB)	Table (o)	ANT	EUT	Verdict
35.190	-66.03	-22.86	-13.0	-53.03	360.00	Vertical	Vertical	Pass
1701.900	-45.41	1.96	-13.0	-32.41	93.00	Vertical	Vertical	Pass
2146.600	-27.05	3.34	-13.0	-14.05	156.00	Vertical	Vertical	N/A
6642.500	-39.58	15.11	-13.0	-26.58	75.00	Vertical	Vertical	Pass
12634.812	-39.07	15.53	-13.0	-26.07	154.00	Vertical	Vertical	Pass
19805.438	-44.05	10.87	-13.0	-31.05	265.00	Vertical	Vertical	Pass

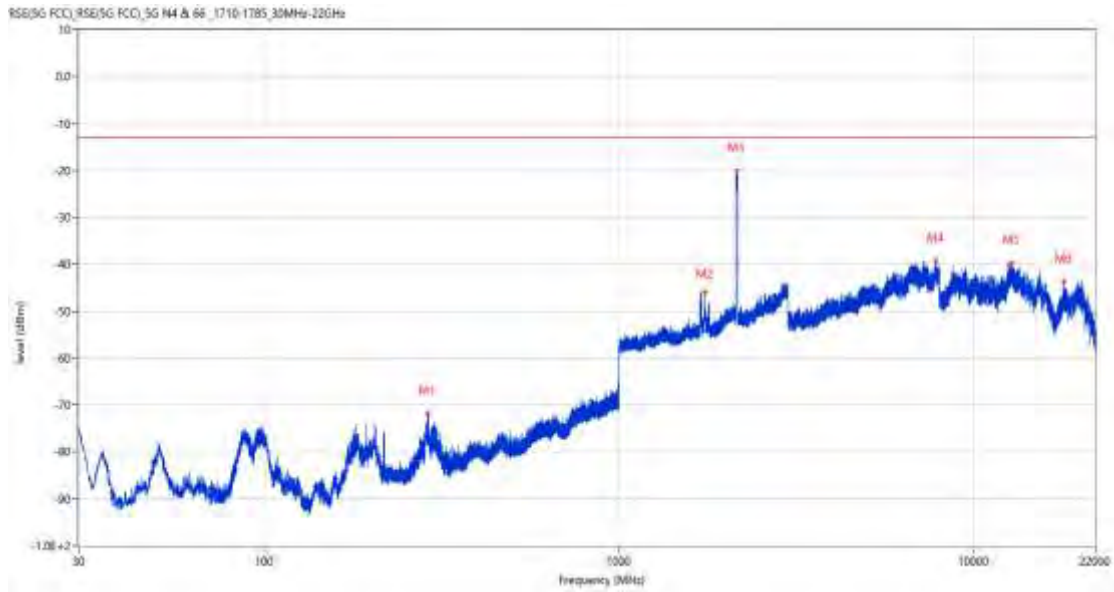
RSE-V&H DC_66A_n66A BW20(LTE)+BW5(NR) PI/2 BPSK



Frequency (MHz)	Result (dBm)	Factor (dB)	PK Limit (dBm)	Over Limit (dB)	Table (o)	ANT	EUT	Verdict
35.238	-66.24	-22.84	-13.0	-53.24	48.00	Vertical	Horizontal	Pass
1701.300	-44.95	1.96	-13.0	-31.95	25.00	Vertical	Horizontal	Pass
2145.300	-25.60	3.44	-13.0	-12.60	142.00	Vertical	Horizontal	N/A
6868.250	-39.59	14.12	-13.0	-26.59	155.00	Vertical	Horizontal	Pass
12501.338	-39.62	15.63	-13.0	-26.62	167.00	Vertical	Horizontal	Pass
19732.363	-43.73	10.83	-13.0	-30.73	221.00	Vertical	Horizontal	Pass

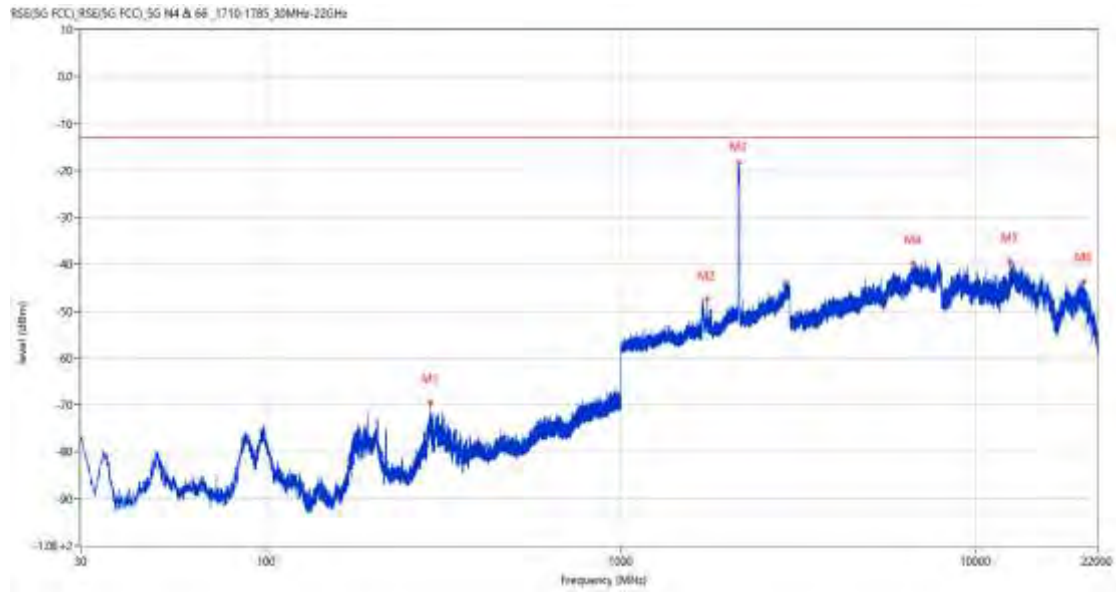
31.2 DC_66A_n66A BW20(LTE)+BW15(NR)

RSE-H&H DC_66A_n66A BW20(LTE)+BW15(NR) PI/2 BPSK



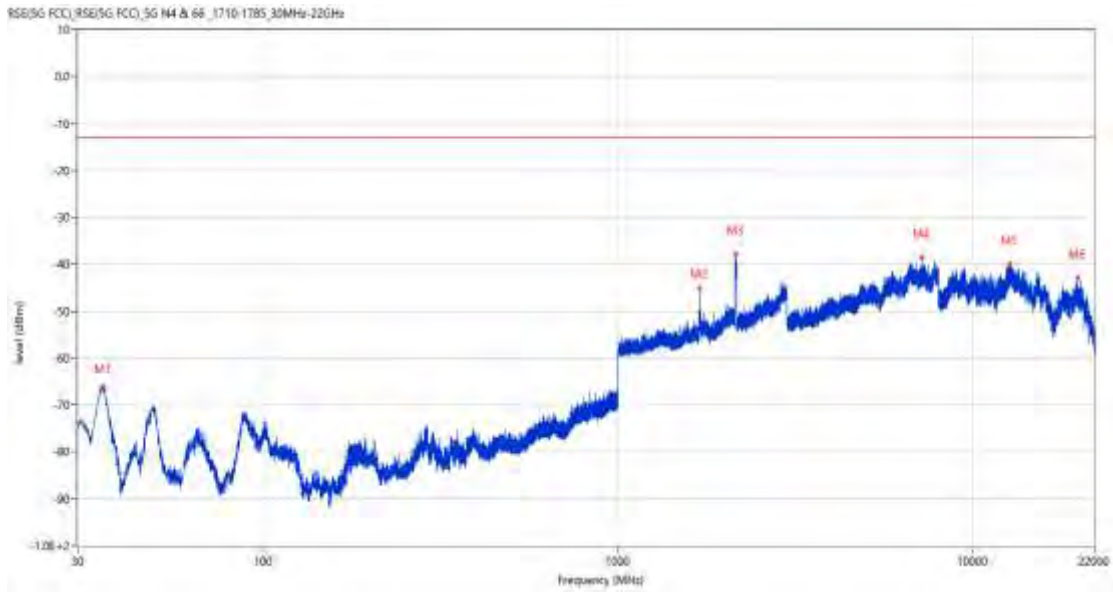
Frequency (MHz)	Result (dBm)	Factor (dB)	PK Limit (dBm)	Over Limit (dB)	Table (o)	ANT	EUT	Verdict
288.505	-71.82	-13.98	-13.0	-58.82	284.00	Horizontal	Horizontal	Pass
1744.600	-45.93	2.05	-13.0	-32.93	177.00	Horizontal	Horizontal	N/A
2145.400	-20.07	3.42	-13.0	-7.07	212.00	Horizontal	Horizontal	N/A
7816.750	-39.34	16.35	-13.0	-26.34	88.00	Horizontal	Horizontal	Pass
12746.438	-39.79	16.04	-13.0	-26.79	0.00	Horizontal	Horizontal	Pass
17877.275	-43.74	10.20	-13.0	-30.74	18.00	Horizontal	Horizontal	Pass

RSE-H&V DC_66A_n66A BW20(LTE)+BW15(NR) PI/2 BPSK



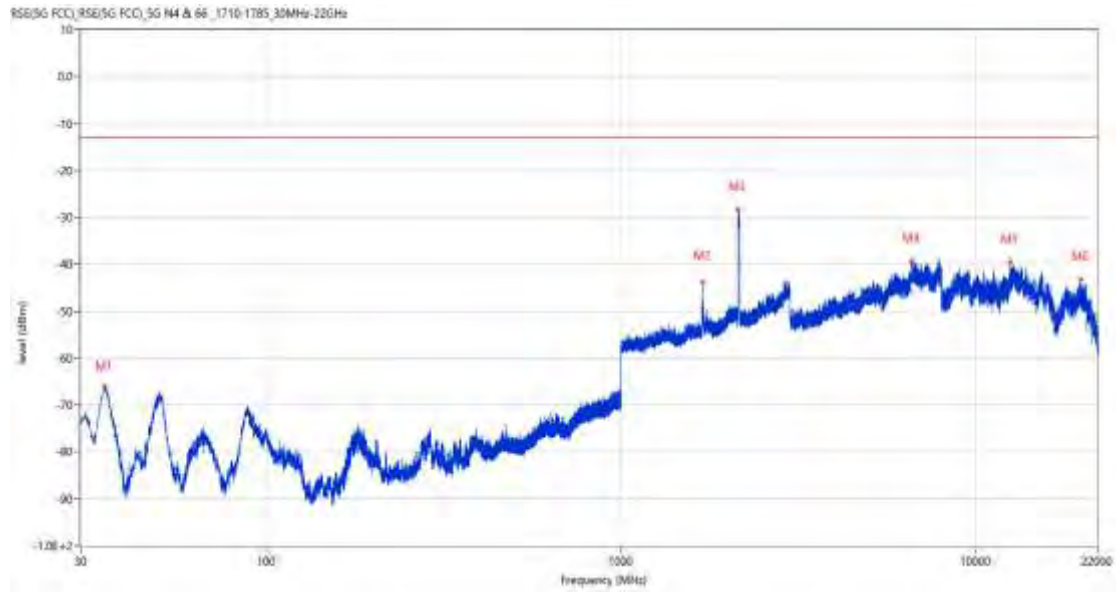
Frequency (MHz)	Result (dBm)	Factor (dB)	PK Limit (dBm)	Over Limit (dB)	Table (o)	ANT	EUT	Verdict
290.057	-69.29	-14.03	-13.0	-56.29	308.00	Horizontal	Vertical	Pass
1746.600	-47.47	2.05	-13.0	-34.47	157.00	Horizontal	Vertical	N/A
2146.900	-18.34	3.23	-13.0	-5.34	201.00	Horizontal	Vertical	N/A
6647.250	-39.75	15.22	-13.0	-26.75	125.00	Horizontal	Vertical	Pass
12503.474	-39.39	15.59	-13.0	-26.39	152.00	Horizontal	Vertical	Pass
20236.950	-43.64	11.10	-13.0	-30.64	259.00	Horizontal	Vertical	Pass

RSE-V&V DC_66A_n66A BW20(LTE)+BW15(NR) PI/2 BPSK



Frequency (MHz)	Result (dBm)	Factor (dB)	PK Limit (dBm)	Over Limit (dB)	Table (o)	ANT	EUT	Verdict
35.480	-65.96	-22.74	-13.0	-52.96	360.00	Vertical	Vertical	Pass
1702.800	-45.08	1.97	-13.0	-32.08	359.00	Vertical	Vertical	N/A
2146.500	-37.84	3.38	-13.0	-24.84	326.00	Vertical	Vertical	N/A
7185.250	-38.54	14.52	-13.0	-25.54	124.00	Vertical	Vertical	Pass
12681.838	-40.02	16.22	-13.0	-27.02	352.00	Vertical	Vertical	Pass
19764.275	-42.76	10.85	-13.0	-29.76	28.00	Vertical	Vertical	Pass

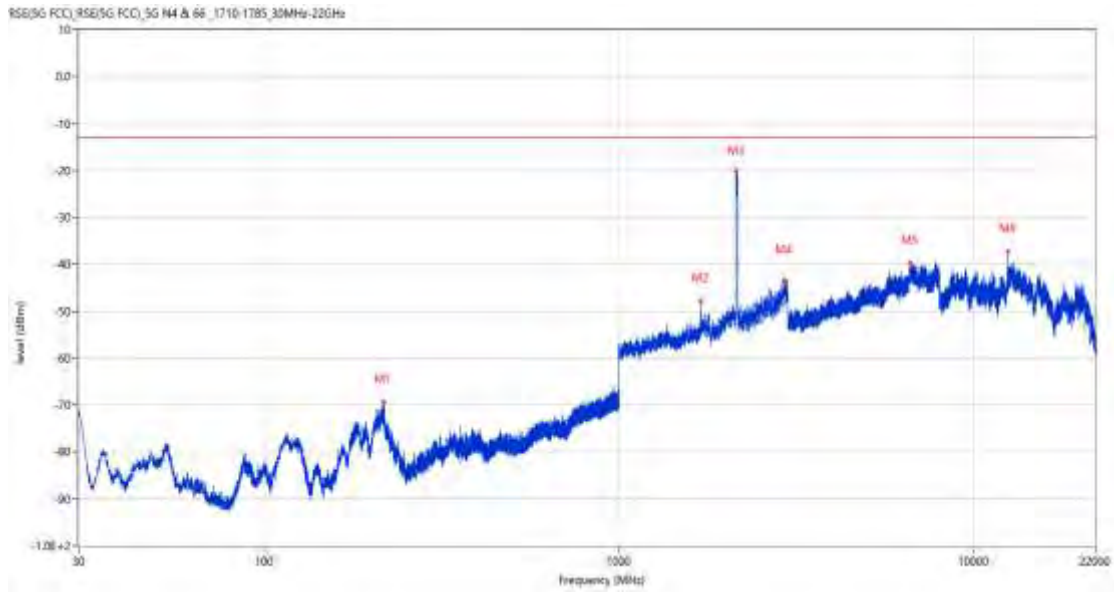
RSE-V&H DC_66A_n66A BW20(LTE)+BW15(NR) PI/2 BPSK



Frequency (MHz)	Result (dBm)	Factor (dB)	PK Limit (dBm)	Over Limit (dB)	Table (o)	ANT	EUT	Verdict
35.044	-65.94	-22.93	-13.0	-52.94	362.00	Vertical	Horizontal	Pass
1702.600	-43.96	1.97	-13.0	-30.96	79.00	Vertical	Horizontal	N/A
2139.800	-28.38	3.78	-13.0	-15.38	37.00	Vertical	Horizontal	N/A
6584.500	-39.31	14.29	-13.0	-26.31	178.00	Vertical	Horizontal	Pass
12489.938	-39.53	15.32	-13.0	-26.53	105.00	Vertical	Horizontal	Pass
19755.024	-43.18	10.85	-13.0	-30.18	139.00	Vertical	Horizontal	Pass

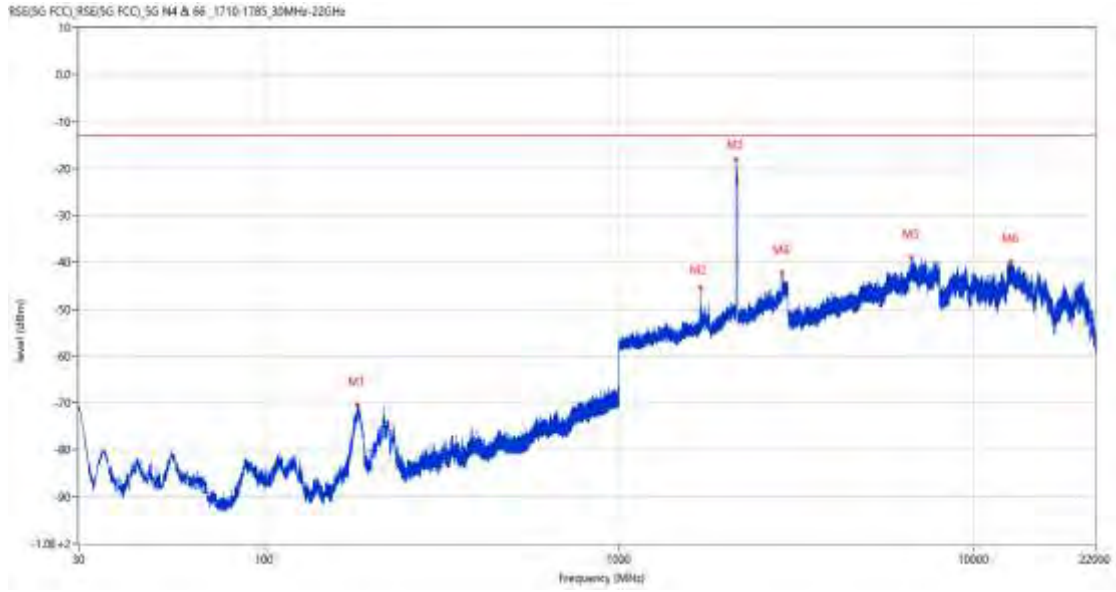
31.3 DC_66A_n66A BW20(LTE)+BW20(NR)

RSE-H&H DC_66A_n66A BW20(LTE)+BW20(NR) PI/2 BPSK



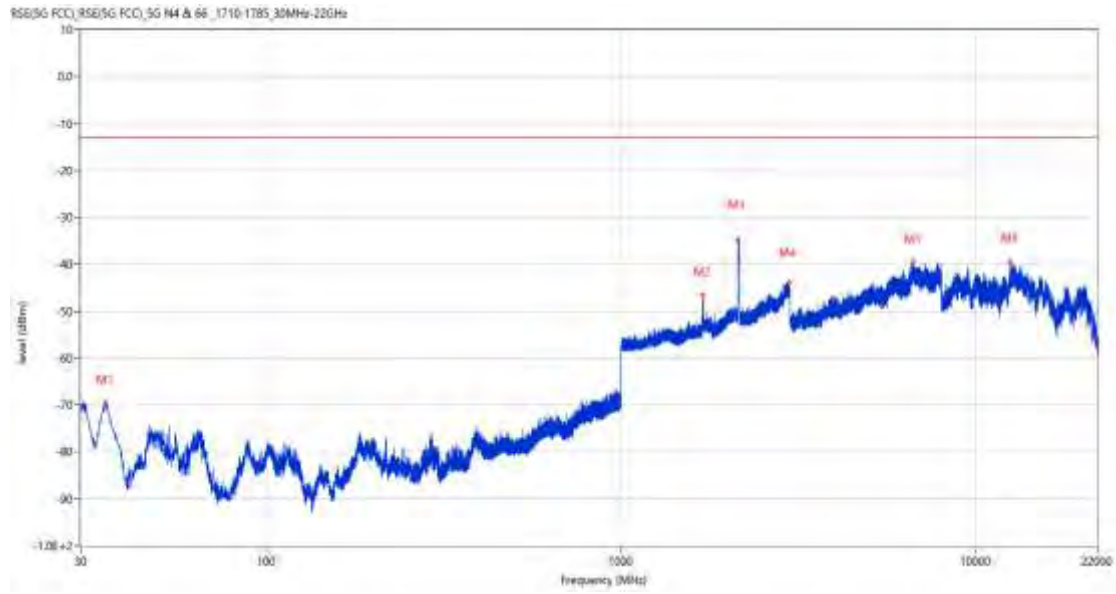
Frequency (MHz)	Result (dBm)	Factor (dB)	PK Limit (dBm)	Over Limit (dB)	Table (o)	ANT	EUT	Verdict
217.452	-69.29	-16.59	-13.0	-56.29	118.00	Horizontal	Horizontal	Pass
1699.900	-47.76	1.88	-13.0	-34.76	347.00	Horizontal	Horizontal	N/A
2137.900	-20.14	3.81	-13.0	-7.14	207.00	Horizontal	Horizontal	N/A
2917.300	-43.48	11.50	-13.0	-30.48	360.00	Horizontal	Horizontal	Pass
6640.500	-39.67	15.03	-13.0	-26.67	37.00	Horizontal	Horizontal	Pass
12520.813	-37.32	15.24	-13.0	-24.32	-1.00	Horizontal	Horizontal	Pass

RSE-H&V DC_66A_n66A BW20(LTE)+BW20(NR) PI/2 BPSK



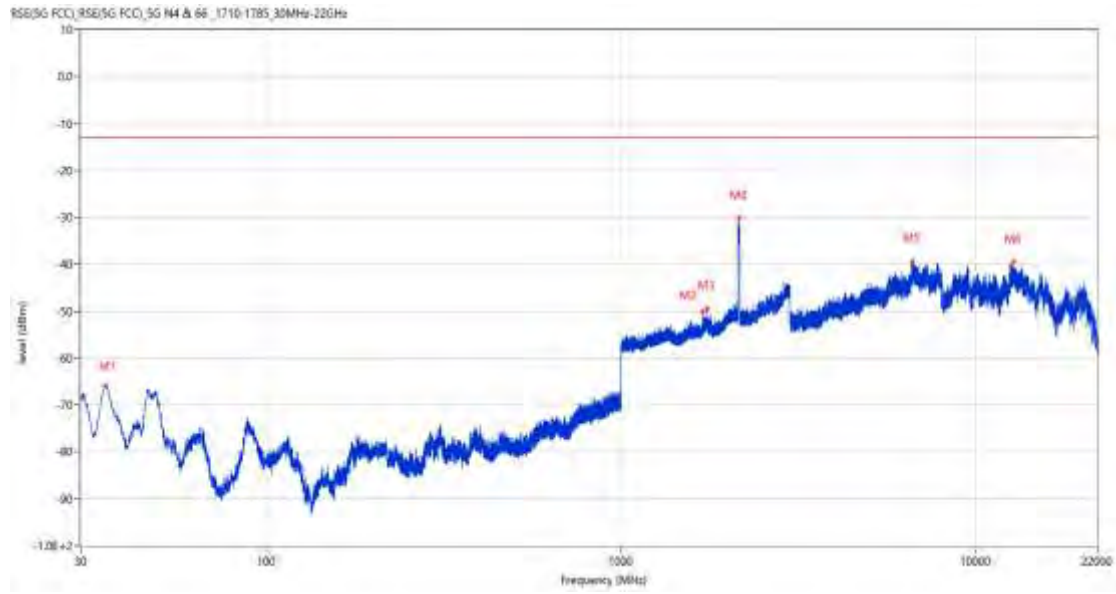
Frequency (MHz)	Result (dBm)	Factor (dB)	PK Limit (dBm)	Over Limit (dB)	Table (o)	ANT	EUT	Verdict
183.018	-70.39	-17.41	-13.0	-57.39	345.00	Horizontal	Vertical	Pass
1702.300	-45.33	1.96	-13.0	-32.33	160.00	Horizontal	Vertical	N/A
2137.400	-18.24	3.84	-13.0	-5.24	117.00	Horizontal	Vertical	N/A
2881.100	-42.28	10.43	-13.0	-29.28	361.00	Horizontal	Vertical	Pass
6656.250	-38.80	15.05	-13.0	-25.80	347.00	Horizontal	Vertical	Pass
12726.725	-39.99	16.25	-13.0	-26.99	130.00	Horizontal	Vertical	Pass

RSE-V&V DC_66A_n66A BW20(LTE)+BW20(NR) PI/2 BPSK



Frequency (MHz)	Result (dBm)	Factor (dB)	PK Limit (dBm)	Over Limit (dB)	Table (o)	ANT	EUT	Verdict
35.141	-69.49	-22.88	-13.0	-56.49	291.00	Vertical	Vertical	Pass
1703.200	-46.48	1.97	-13.0	-33.48	187.00	Vertical	Vertical	N/A
2137.800	-34.85	3.81	-13.0	-21.85	170.00	Vertical	Vertical	N/A
2978.600	-43.93	11.07	-13.0	-30.93	145.00	Vertical	Vertical	Pass
6647.500	-39.48	15.17	-13.0	-26.48	0.00	Vertical	Vertical	Pass
12520.337	-39.54	15.25	-13.0	-26.54	112.00	Vertical	Vertical	Pass

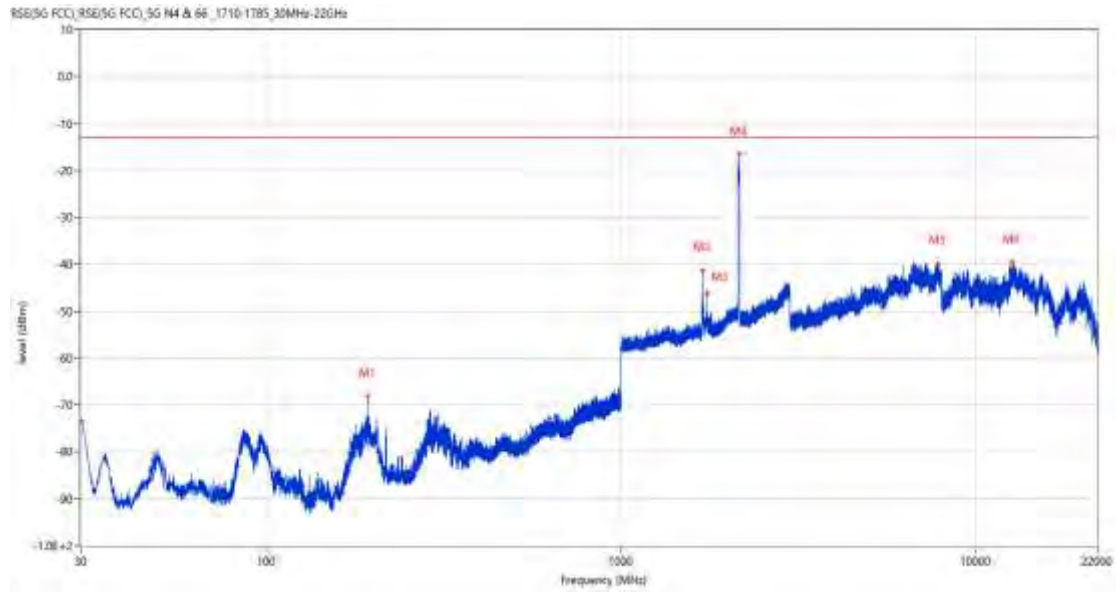
RSE-V&H DC_66A_n66A BW20(LTE)+BW20(NR) PI/2 BPSK



Frequency (MHz)	Result (dBm)	Factor (dB)	PK Limit (dBm)	Over Limit (dB)	Table (o)	ANT	EUT	Verdict
35.190	-65.91	-22.86	-13.0	-52.91	243.00	Vertical	Horizontal	Pass
1702.100	-50.16	1.96	-13.0	-37.16	196.00	Vertical	Horizontal	N/A
1745.800	-49.42	2.05	-13.0	-36.42	45.00	Vertical	Horizontal	N/A
2141.600	-30.23	3.76	-13.0	-17.23	99.00	Vertical	Horizontal	N/A
6635.000	-39.60	14.97	-13.0	-26.60	152.00	Vertical	Horizontal	Pass
12780.526	-39.51	15.89	-13.0	-26.51	201.00	Vertical	Horizontal	Pass

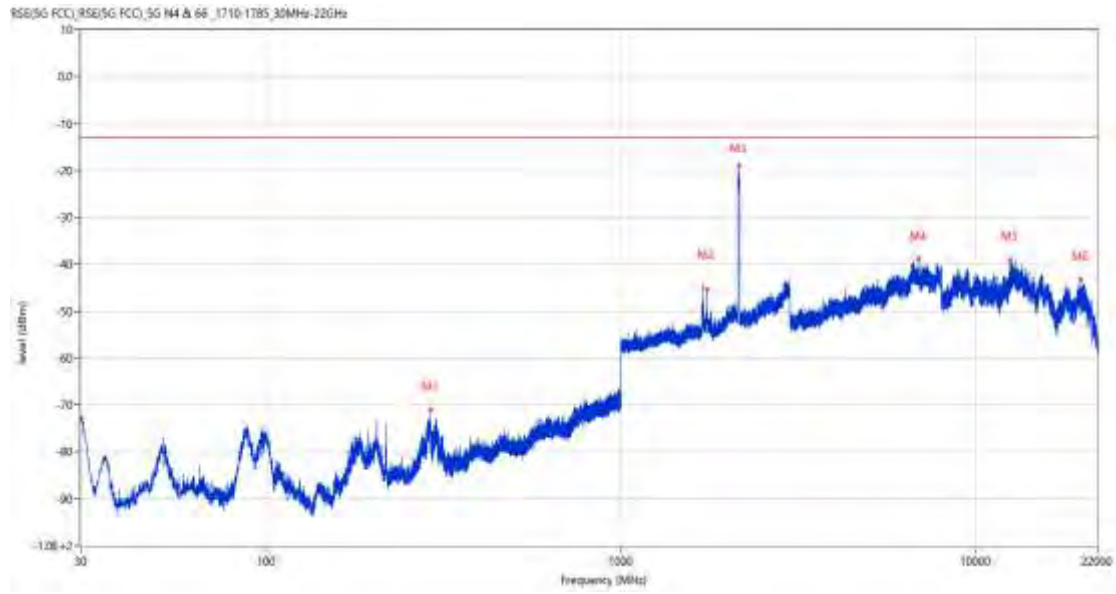
31.4 DC_66A_n66A BW20(LTE)+BW5(NR)

RSE-H&H DC_66A_n66A BW20(LTE)+BW5(NR) QPSK



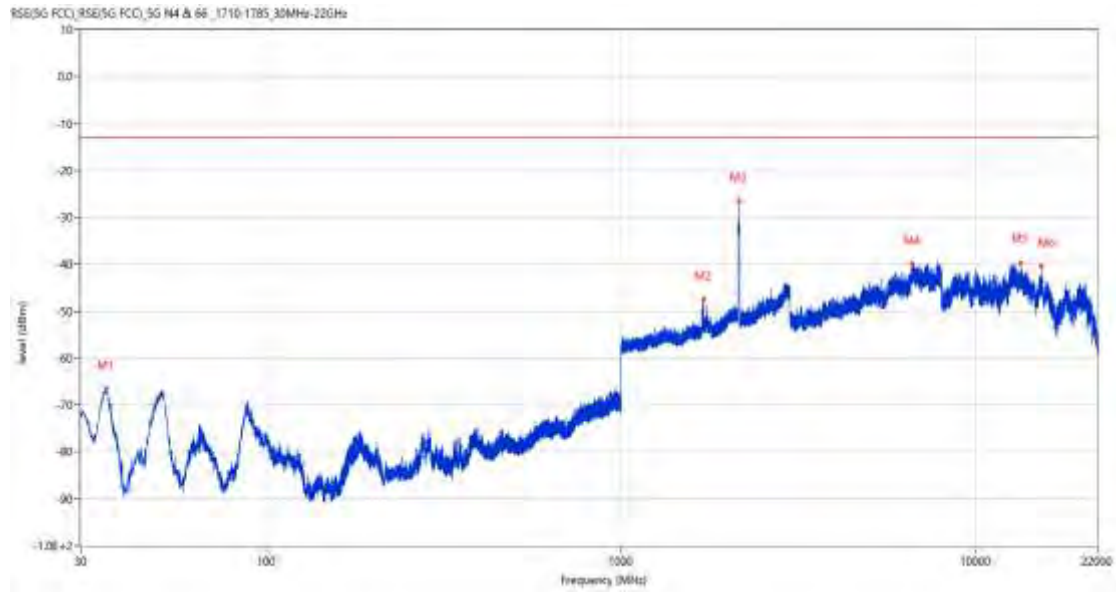
Frequency (MHz)	Result (dBm)	Factor (dB)	PK Limit (dBm)	Over Limit (dB)	Table (o)	ANT	EUT	Verdict
193.106	-68.14	-16.09	-13.0	-55.14	53.00	Horizontal	Horizontal	Pass
1699.400	-41.44	1.65	-13.0	-28.44	151.00	Horizontal	Horizontal	Pass
1745.300	-46.22	2.05	-13.0	-33.22	142.00	Horizontal	Horizontal	N/A
2145.000	-16.53	3.51	-13.0	-3.53	202.00	Horizontal	Horizontal	N/A
7804.000	-39.96	15.95	-13.0	-26.96	117.00	Horizontal	Horizontal	Pass
12656.663	-39.58	15.79	-13.0	-26.58	223.00	Horizontal	Horizontal	Pass

RSE-H&V DC_66A_n66A BW20(LTE)+BW5(NR) QPSK



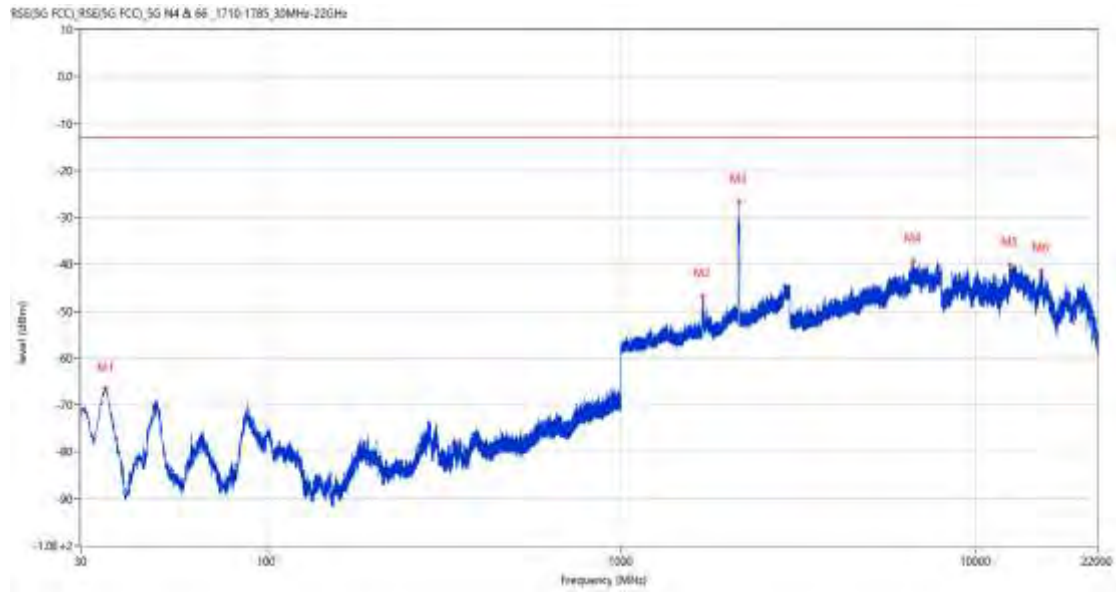
Frequency (MHz)	Result (dBm)	Factor (dB)	PK Limit (dBm)	Over Limit (dB)	Table (o)	ANT	EUT	Verdict
289.815	-70.98	-13.99	-13.0	-57.98	290.00	Horizontal	Vertical	Pass
1745.800	-45.35	2.05	-13.0	-32.35	175.00	Horizontal	Vertical	Pass
2144.900	-18.96	3.53	-13.0	-5.96	123.00	Horizontal	Vertical	N/A
6878.250	-38.96	14.19	-13.0	-25.96	126.00	Horizontal	Vertical	N/A
12494.687	-39.11	15.48	-13.0	-26.11	185.00	Horizontal	Vertical	Pass
19774.450	-43.27	10.86	-13.0	-30.27	304.00	Horizontal	Vertical	Pass

RSE-V&V DC_66A_n66A BW20(LTE)+BW5(NR) QPSK



Frequency (MHz)	Result (dBm)	Factor (dB)	PK Limit (dBm)	Over Limit (dB)	Table (o)	ANT	EUT	Verdict
35.383	-66.45	-22.78	-13.0	-53.45	360.00	Vertical	Vertical	Pass
1703.700	-47.45	1.97	-13.0	-34.45	93.00	Vertical	Vertical	Pass
2144.300	-26.53	3.62	-13.0	-13.53	129.00	Vertical	Vertical	N/A
6623.750	-39.87	14.62	-13.0	-26.87	176.00	Vertical	Vertical	Pass
13402.125	-39.77	16.34	-13.0	-26.77	200.00	Vertical	Vertical	Pass
15273.862	-40.31	14.08	-13.0	-27.31	324.00	Vertical	Vertical	Pass

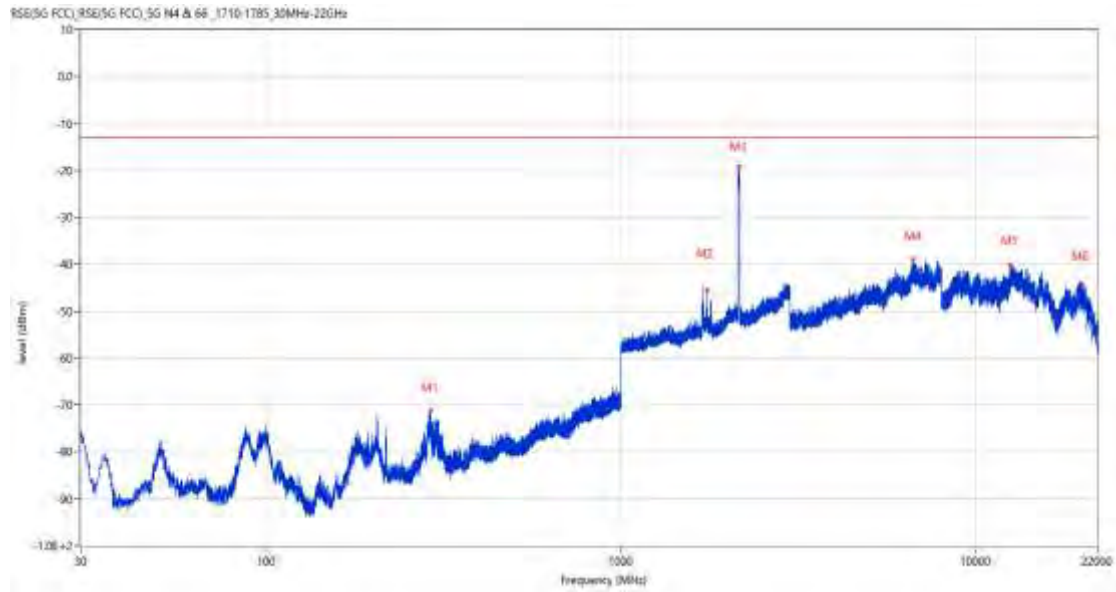
RSE-V&H DC_66A_n66A BW20(LTE)+BW5(NR) QPSK



Frequency (MHz)	Result (dBm)	Factor (dB)	PK Limit (dBm)	Over Limit (dB)	Table (o)	ANT	EUT	Verdict
35.238	-66.41	-22.84	-13.0	-53.41	347.00	Vertical	Horizontal	Pass
1703.200	-46.71	1.97	-13.0	-33.71	209.00	Vertical	Horizontal	Pass
2145.000	-26.72	3.51	-13.0	-13.72	176.00	Vertical	Horizontal	N/A
6671.000	-39.57	14.57	-13.0	-26.57	168.00	Vertical	Horizontal	Pass
12496.113	-40.17	15.53	-13.0	-27.17	128.00	Vertical	Horizontal	Pass
15289.588	-41.43	14.11	-13.0	-28.43	362.00	Vertical	Horizontal	Pass

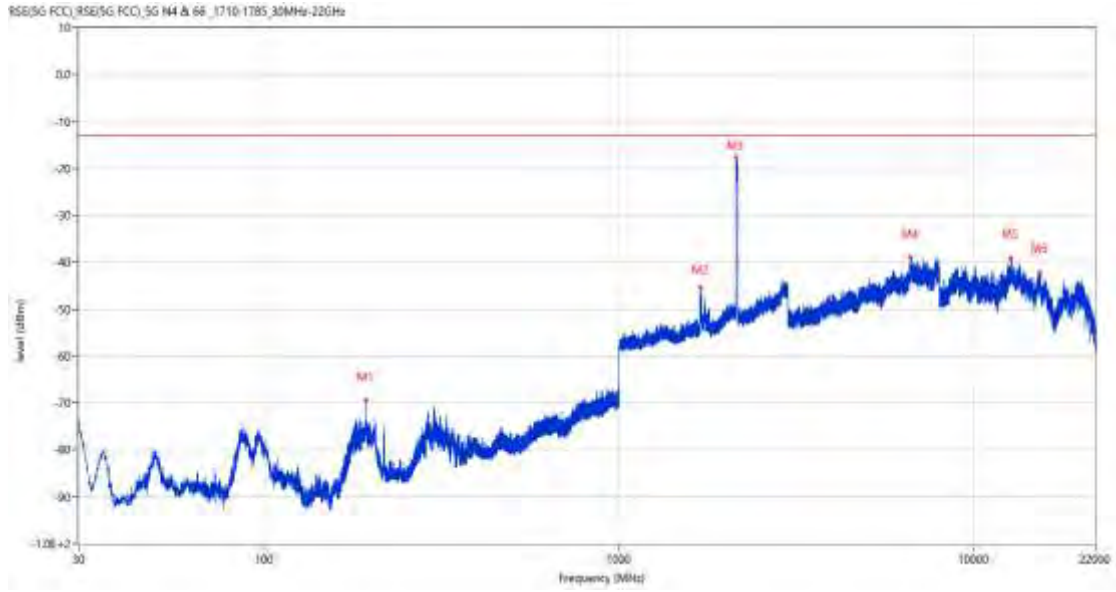
31.5 DC_66A_n66A BW20(LTE)+BW15(NR)

RSE-H&H DC_66A_n66A BW20(LTE)+BW15(NR) QPSK



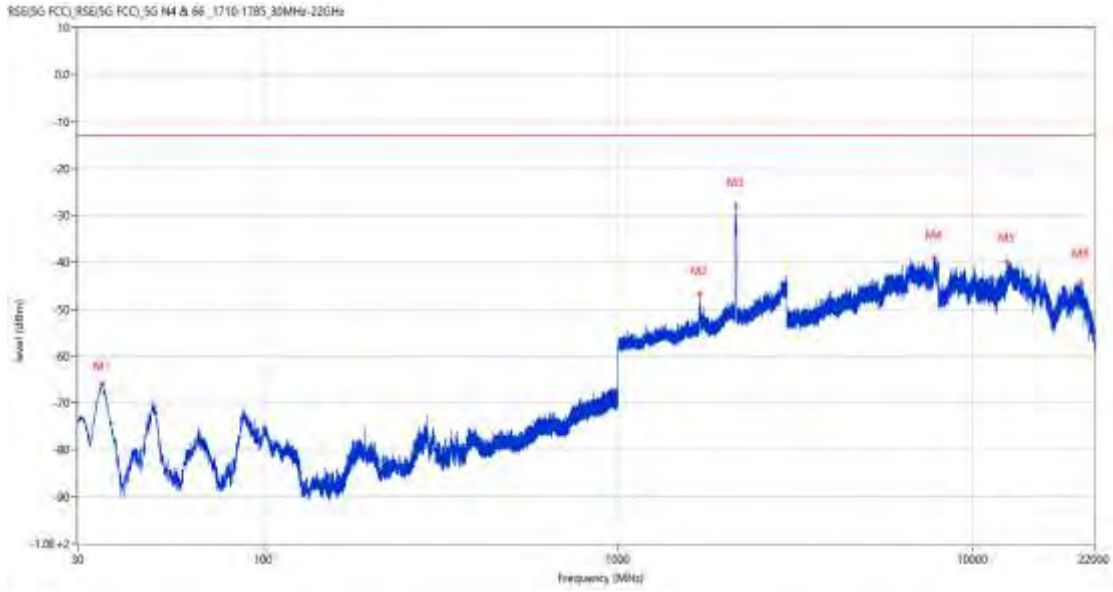
Frequency (MHz)	Result (dBm)	Factor (dB)	PK Limit (dBm)	Over Limit (dB)	Table (o)	ANT	EUT	Verdict
289.863	-71.28	-13.99	-13.0	-58.28	291.00	Horizontal	Horizontal	Pass
1747.100	-45.43	2.05	-13.0	-32.43	141.00	Horizontal	Horizontal	N/A
2141.300	-19.16	3.73	-13.0	-6.16	208.00	Horizontal	Horizontal	N/A
6650.500	-38.95	15.10	-13.0	-25.95	27.00	Horizontal	Horizontal	Pass
12508.225	-40.18	15.49	-13.0	-27.18	-2.00	Horizontal	Horizontal	Pass
19761.963	-44.03	10.85	-13.0	-31.03	361.00	Horizontal	Horizontal	Pass

RSE-H&V DC_66A_n66A BW20(LTE)+BW15(NR) QPSK



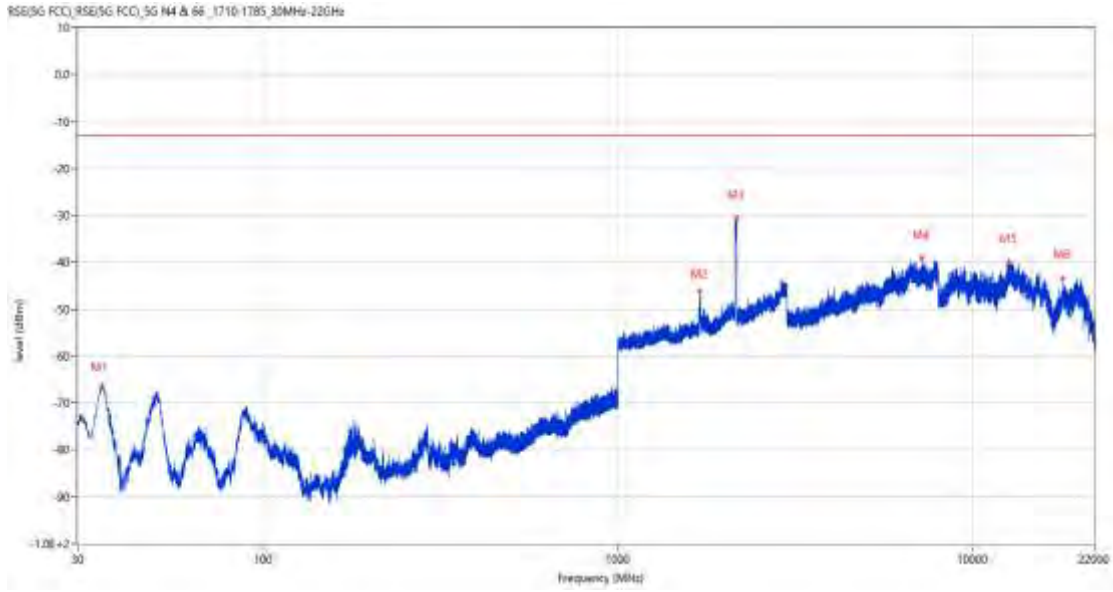
Frequency (MHz)	Result (dBm)	Factor (dB)	PK Limit (dBm)	Over Limit (dB)	Table (o)	ANT	EUT	Verdict
193.202	-69.37	-16.08	-13.0	-56.37	39.00	Horizontal	Vertical	Pass
1701.900	-45.35	1.96	-13.0	-32.35	361.00	Horizontal	Vertical	Pass
2137.600	-17.85	3.83	-13.0	-4.85	211.00	Horizontal	Vertical	N/A
6631.250	-38.84	14.82	-13.0	-25.84	189.00	Horizontal	Vertical	Pass
12737.412	-39.01	16.14	-13.0	-26.01	0.00	Horizontal	Vertical	Pass
15304.849	-42.17	14.03	-13.0	-29.17	116.00	Horizontal	Vertical	Pass

RSE-V&V DC_66A_n66A BW20(LTE)+BW15(NR) QPSK



Frequency (MHz)	Result (dBm)	Factor (dB)	PK Limit (dBm)	Over Limit (dB)	Table (o)	ANT	EUT	Verdict
35.141	-65.72	-22.88	-13.0	-52.72	362.00	Vertical	Vertical	Pass
1698.800	-46.86	1.37	-13.0	-33.86	24.00	Vertical	Vertical	Pass
2144.500	-27.91	3.60	-13.0	-14.91	164.00	Vertical	Vertical	N/A
7778.000	-39.06	15.16	-13.0	-26.06	181.00	Vertical	Vertical	Pass
12498.487	-39.87	15.61	-13.0	-26.87	323.00	Vertical	Vertical	Pass
20206.426	-44.20	11.08	-13.0	-31.20	142.00	Vertical	Vertical	Pass

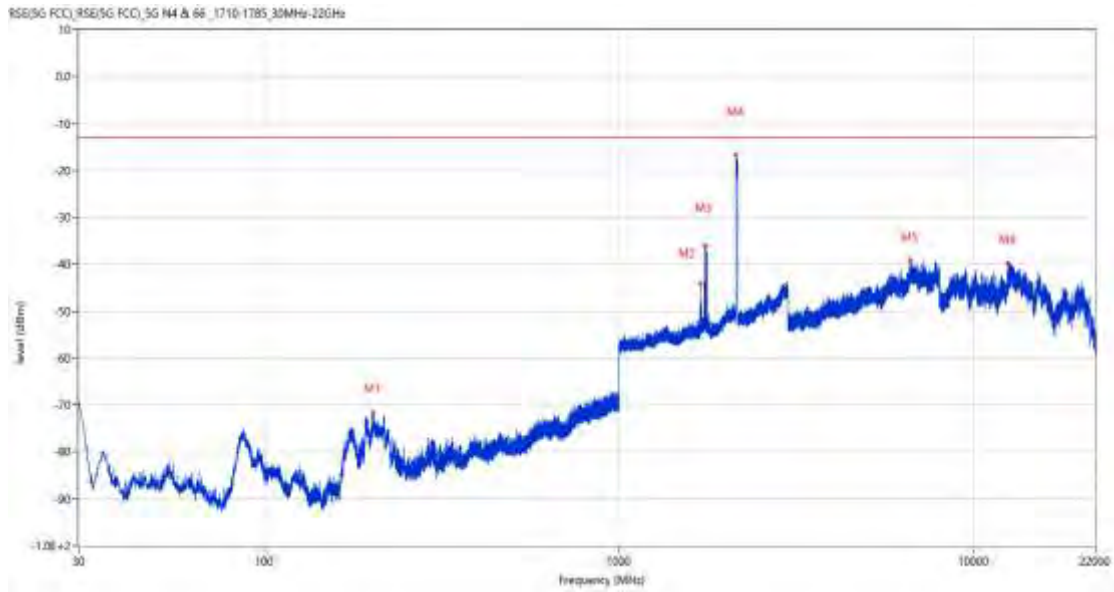
RSE-V&H DC_66A_n66A BW20(LTE)+BW15(NR) QPSK



Frequency (MHz)	Result (dBm)	Factor (dB)	PK Limit (dBm)	Over Limit (dB)	Table (o)	ANT	EUT	Verdict
35.093	-66.25	-22.90	-13.0	-53.25	359.00	Vertical	Horizontal	Pass
1701.600	-46.22	1.96	-13.0	-33.22	94.00	Vertical	Horizontal	Pass
2153.500	-30.60	3.16	-13.0	-17.60	19.00	Vertical	Horizontal	N/A
7177.500	-39.09	14.47	-13.0	-26.09	292.00	Vertical	Horizontal	Pass
12662.600	-39.90	15.89	-13.0	-26.90	234.00	Vertical	Horizontal	Pass
17901.324	-43.35	10.77	-13.0	-30.35	83.00	Vertical	Horizontal	Pass

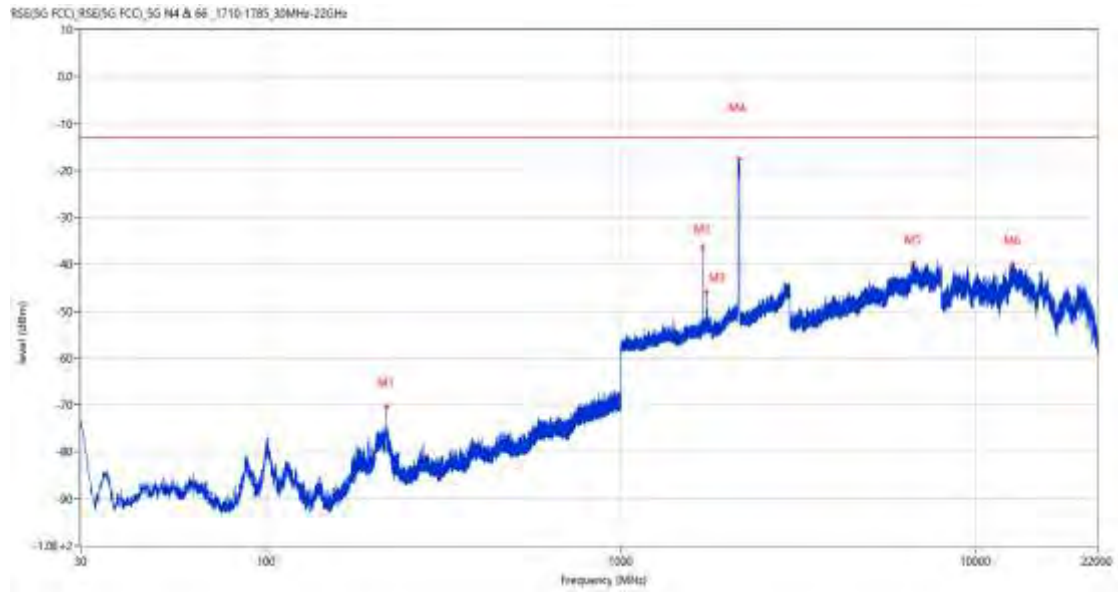
31.6 DC_66A_n66A BW20(LTE)+BW20(NR)

RSE-H&H DC_66A_n66A BW20(LTE)+BW20(NR) QPSK



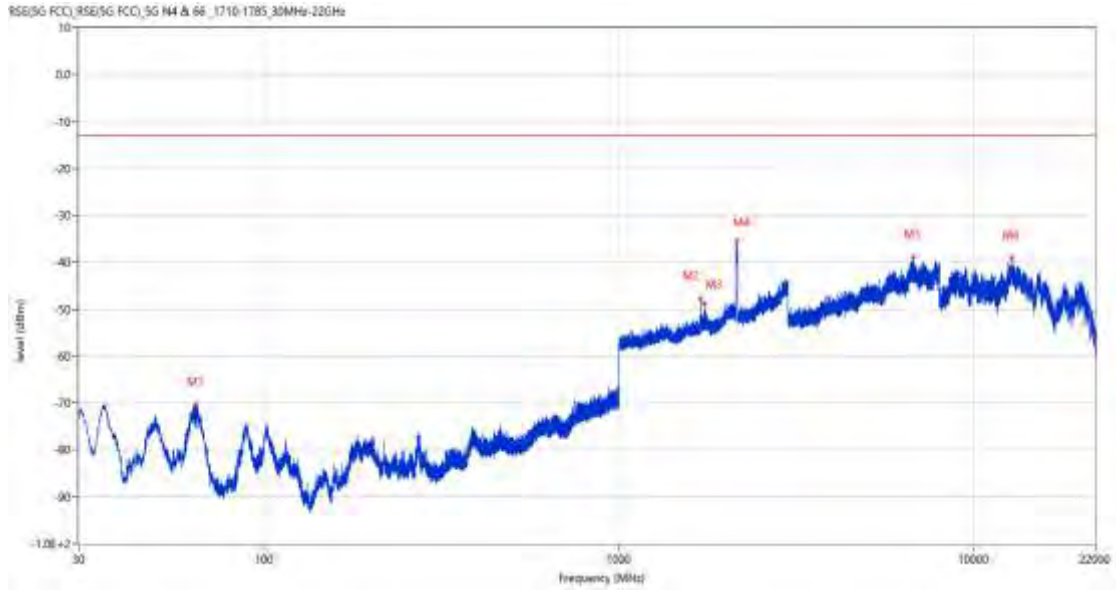
Frequency (MHz)	Result (dBm)	Factor (dB)	PK Limit (dBm)	Over Limit (dB)	Table (o)	ANT	EUT	Verdict
202.563	-71.54	-15.71	-13.0	-58.54	267.00	Horizontal	Horizontal	Pass
1697.500	-44.16	0.97	-13.0	-31.16	166.00	Horizontal	Horizontal	N/A
1747.000	-36.03	2.05	-13.0	-23.03	323.00	Horizontal	Horizontal	N/A
2139.200	-16.81	3.82	-13.0	-3.81	203.00	Horizontal	Horizontal	N/A
6633.000	-39.15	14.93	-13.0	-26.15	343.00	Horizontal	Horizontal	Pass
12502.525	-39.77	15.61	-13.0	-26.77	308.00	Horizontal	Horizontal	Pass

RSE-H&V DC_66A_n66A BW20(LTE)+BW20(NR) QPSK



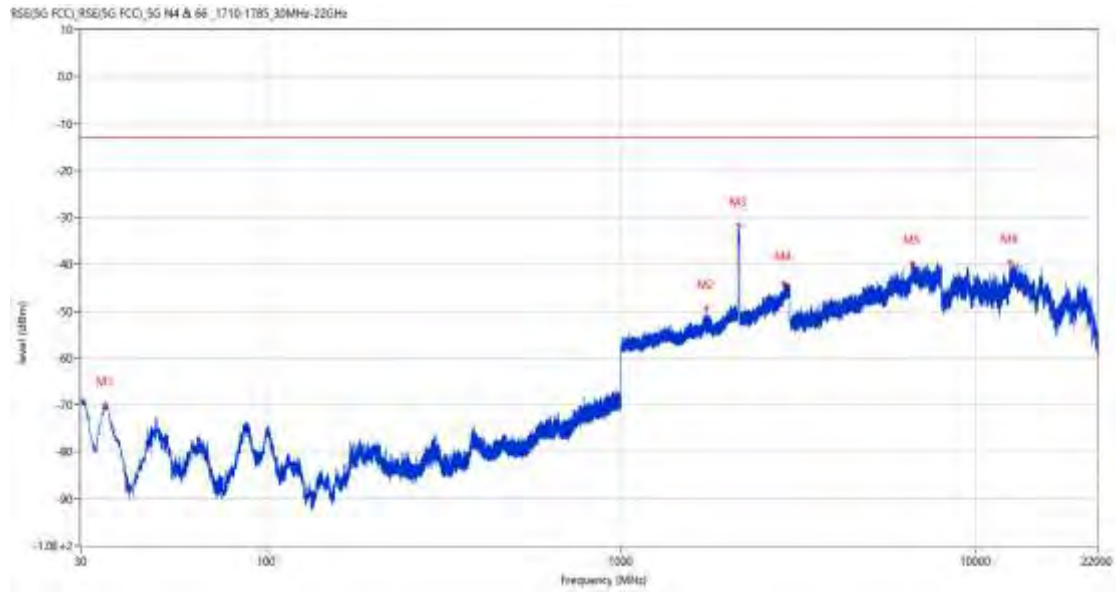
Frequency (MHz)	Result (dBm)	Factor (dB)	PK Limit (dBm)	Over Limit (dB)	Table (o)	ANT	EUT	Verdict
218.374	-70.30	-16.41	-13.0	-57.30	76.00	Horizontal	Vertical	Pass
1702.000	-36.44	1.96	-13.0	-23.44	-2.00	Horizontal	Vertical	N/A
1736.800	-45.88	2.03	-13.0	-32.88	201.00	Horizontal	Vertical	N/A
2143.000	-17.60	3.61	-13.0	-4.60	218.00	Horizontal	Vertical	N/A
6642.500	-39.68	15.11	-13.0	-26.68	61.00	Horizontal	Vertical	Pass
12680.412	-39.99	16.20	-13.0	-26.99	112.00	Horizontal	Vertical	Pass

RSE-V&V DC_66A_n66A BW20(LTE)+BW20(NR) QPSK



Frequency (MHz)	Result (dBm)	Factor (dB)	PK Limit (dBm)	Over Limit (dB)	Table (o)	ANT	EUT	Verdict
64.241	-70.43	-17.60	-13.0	-57.43	95.00	Vertical	Vertical	Pass
1701.200	-47.75	1.96	-13.0	-34.75	162.00	Vertical	Vertical	N/A
1736.800	-48.83	2.03	-13.0	-35.83	227.00	Vertical	Vertical	N/A
2143.900	-35.46	3.67	-13.0	-22.46	162.00	Vertical	Vertical	N/A
6740.000	-38.85	15.02	-13.0	-25.85	281.00	Vertical	Vertical	Pass
12766.188	-39.17	15.94	-13.0	-26.17	363.00	Vertical	Vertical	Pass

RSE-V&H DC_66A_n66A BW20(LTE)+BW20(NR) QPSK



Frequency (MHz)	Result (dBm)	Factor (dB)	PK Limit (dBm)	Over Limit (dB)	Table (o)	ANT	EUT	Verdict
35.286	-69.92	-22.82	-13.0	-56.92	197.00	Vertical	Horizontal	Pass
1736.800	-49.34	2.03	-13.0	-36.34	200.00	Vertical	Horizontal	N/A
2144.700	-31.61	3.57	-13.0	-18.61	108.00	Vertical	Horizontal	N/A
2879.100	-44.16	10.46	-13.0	-31.16	338.00	Vertical	Horizontal	Pass
6622.500	-39.73	14.70	-13.0	-26.73	0.00	Vertical	Horizontal	Pass
12505.850	-39.53	15.54	-13.0	-26.53	348.00	Vertical	Horizontal	Pass