

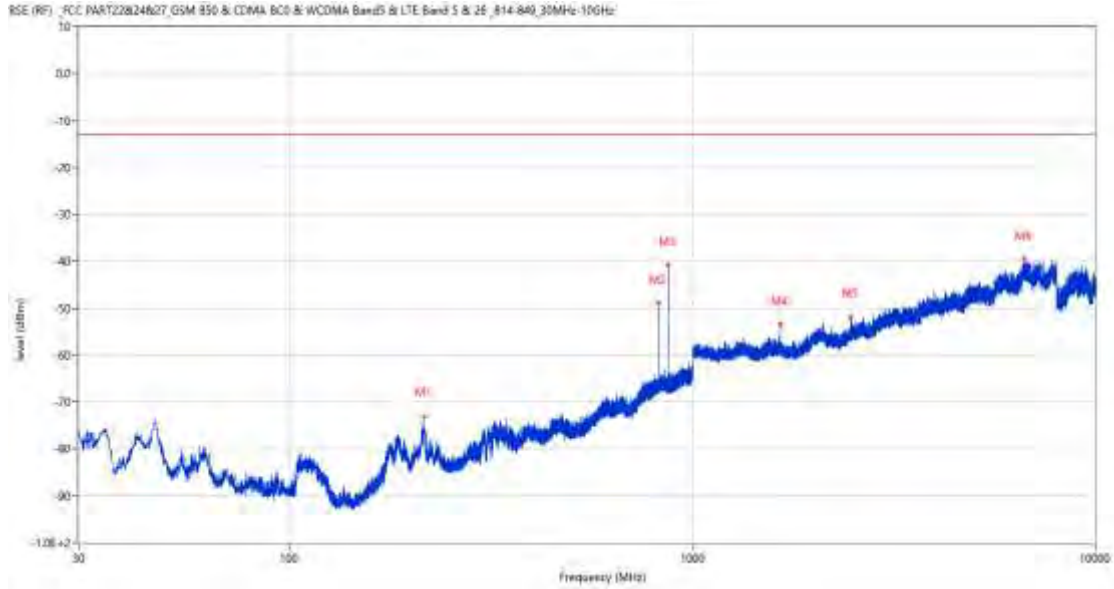
Annex A.7. Field Strength of Spurious Radiation

GSM

1 GSM 850

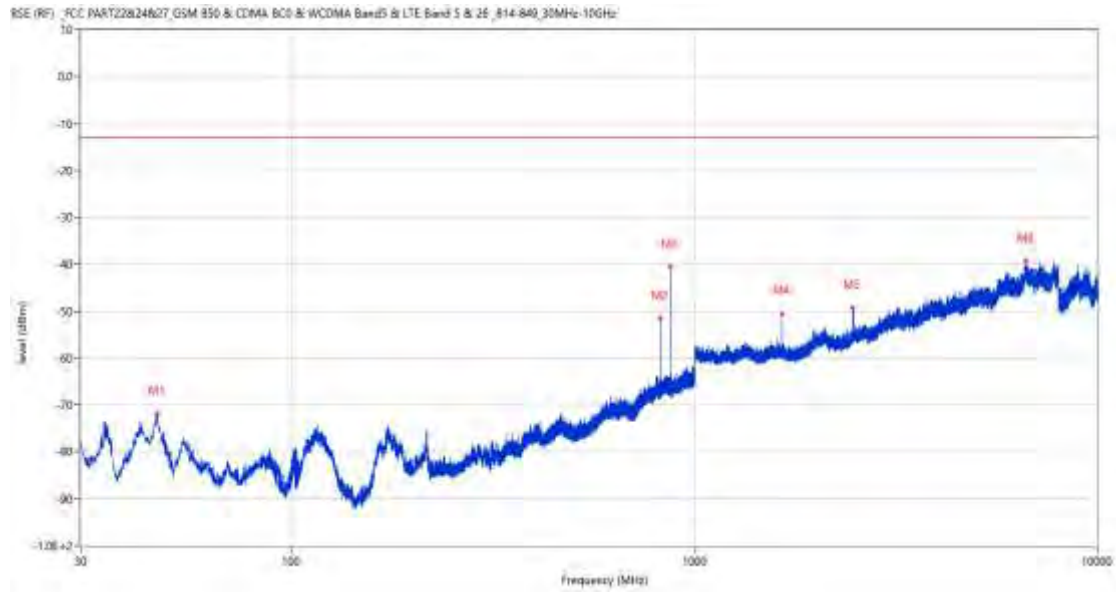
1.1 GSM 850 Low Channel

RSE-H&H GSM 850 CH128



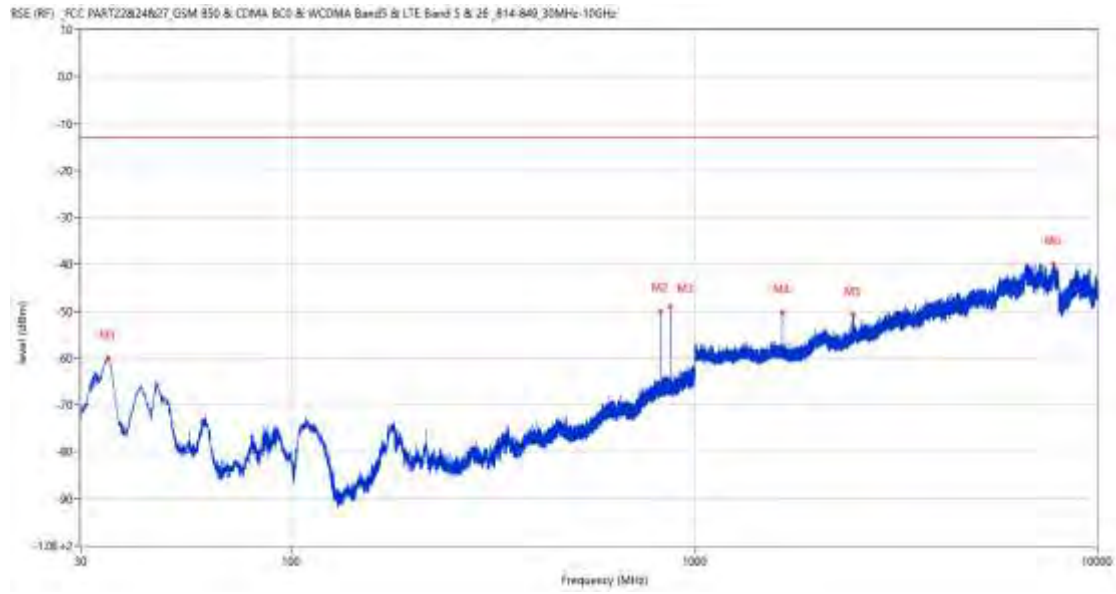
Frequency (MHz)	Result (dBm)	Factor (dB)	PK Limit (dBm)	Over Limit (dB)	Table (o)	ANT	EUT	Verdict
215.610	-72.97	-14.90	-13.0	-59.97	72.00	Horizontal	Horizontal	Pass
824.236	-48.76	4.28	-13.0	-35.76	323.00	Horizontal	Horizontal	N/A
869.292	-40.80	4.20	-13.0	-27.80	206.00	Horizontal	Horizontal	N/A
1649.100	-53.36	-4.16	-13.0	-40.36	86.00	Horizontal	Horizontal	Pass
2473.000	-51.98	-0.34	-13.0	-38.98	360.00	Horizontal	Horizontal	Pass
6638.250	-39.61	15.01	-13.0	-26.61	279.00	Horizontal	Horizontal	Pass

RSE-H&V GSM 850 CH128



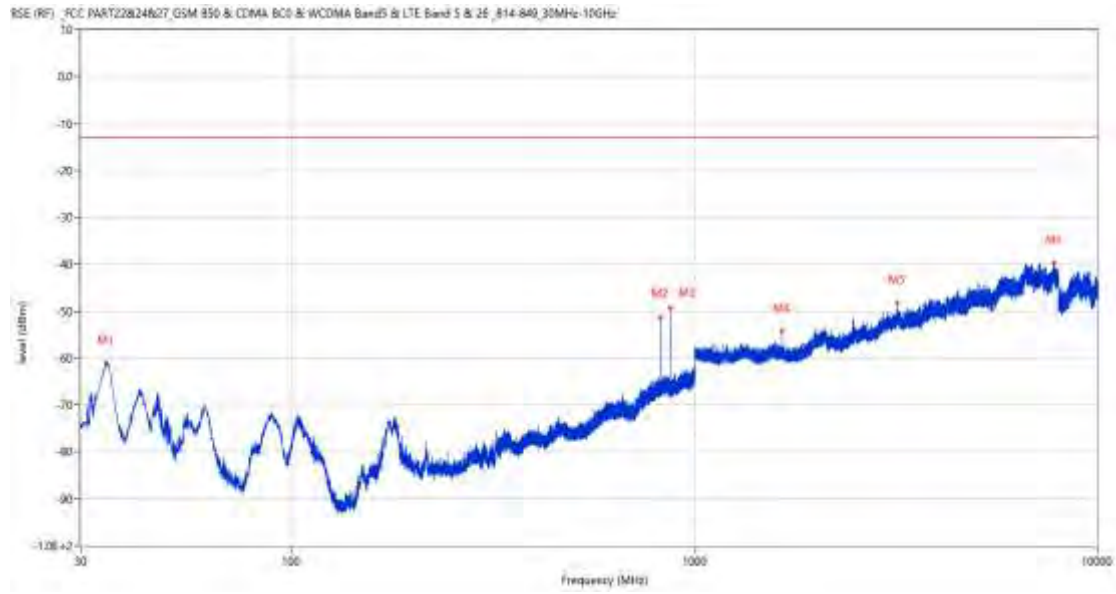
Frequency (MHz)	Result (dBm)	Factor (dB)	PK Limit (dBm)	Over Limit (dB)	Table (o)	ANT	EUT	Verdict
46.441	-71.84	-15.39	-13.0	-58.84	161.00	Horizontal	Vertical	Pass
824.236	-51.45	4.28	-13.0	-38.45	106.00	Horizontal	Vertical	N/A
869.244	-40.60	4.20	-13.0	-27.60	215.00	Horizontal	Vertical	N/A
1649.000	-50.80	-4.16	-13.0	-37.80	178.00	Horizontal	Vertical	Pass
2473.400	-49.19	-0.32	-13.0	-36.19	178.00	Horizontal	Vertical	Pass
6651.250	-39.37	15.06	-13.0	-26.37	185.00	Horizontal	Vertical	Pass

RSE-V&V GSM 850 CH128



Frequency (MHz)	Result (dBm)	Factor (dB)	PK Limit (dBm)	Over Limit (dB)	Table (o)	ANT	EUT	Verdict
34.995	-59.95	-22.39	-13.0	-46.95	130.00	Vertical	Vertical	Pass
824.284	-50.17	4.28	-13.0	-37.17	268.00	Vertical	Vertical	N/A
869.147	-49.05	4.19	-13.0	-36.05	122.00	Vertical	Vertical	N/A
1648.900	-50.33	-4.15	-13.0	-37.33	178.00	Vertical	Vertical	Pass
2473.600	-50.63	-0.31	-13.0	-37.63	184.00	Vertical	Vertical	Pass
7793.250	-39.96	15.61	-13.0	-26.96	302.00	Vertical	Vertical	Pass

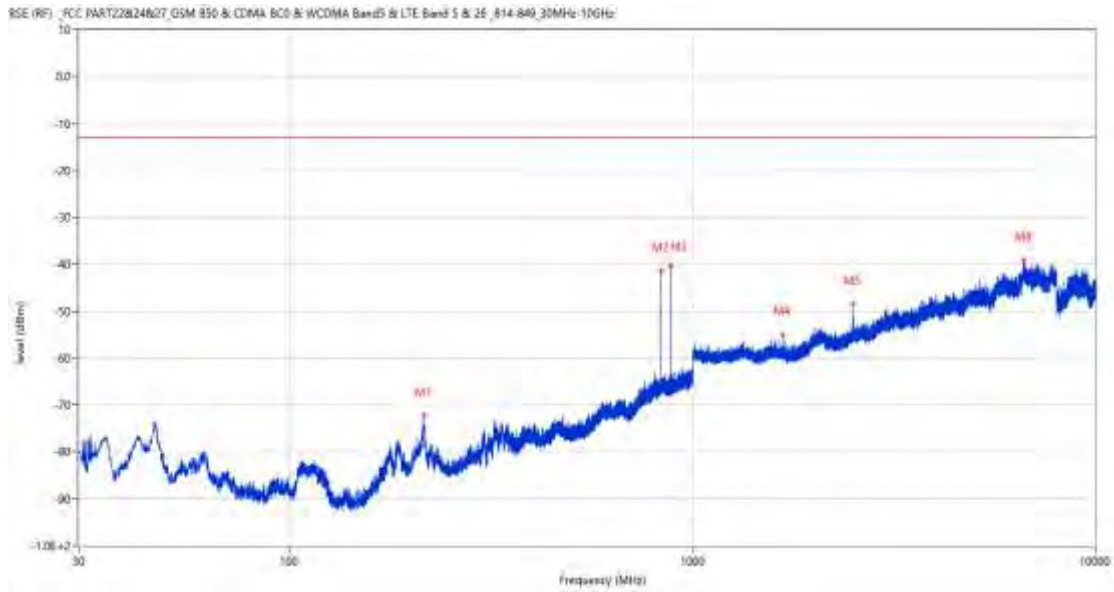
RSE-V&H GSM 850 CH128



Frequency (MHz)	Result (dBm)	Factor (dB)	PK Limit (dBm)	Over Limit (dB)	Table (o)	ANT	EUT	Verdict
34.801	-61.10	-22.46	-13.0	-48.10	39.00	Vertical	Horizontal	Pass
824.284	-51.37	4.28	-13.0	-38.37	188.00	Vertical	Horizontal	N/A
869.244	-49.29	4.20	-13.0	-36.29	176.00	Vertical	Horizontal	N/A
1648.500	-54.14	-4.13	-13.0	-41.14	81.00	Vertical	Horizontal	Pass
3194.500	-48.21	6.42	-13.0	-35.21	333.00	Vertical	Horizontal	Pass
7811.250	-39.76	16.33	-13.0	-26.76	133.00	Vertical	Horizontal	Pass

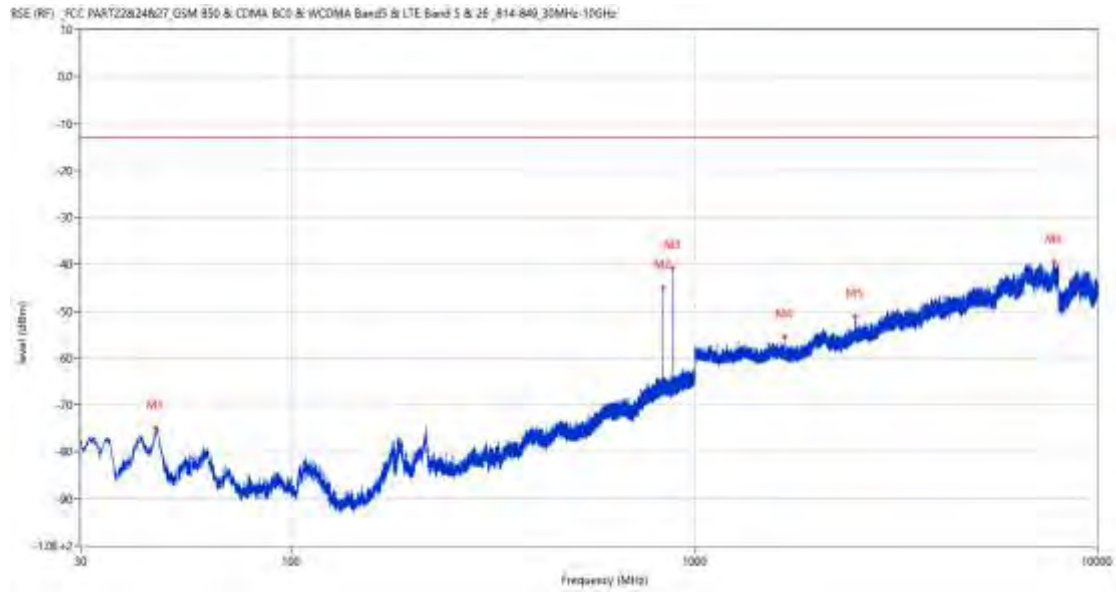
1.2 GSM 850 Middle Channel

RSE-H&H GSM 850 CH190



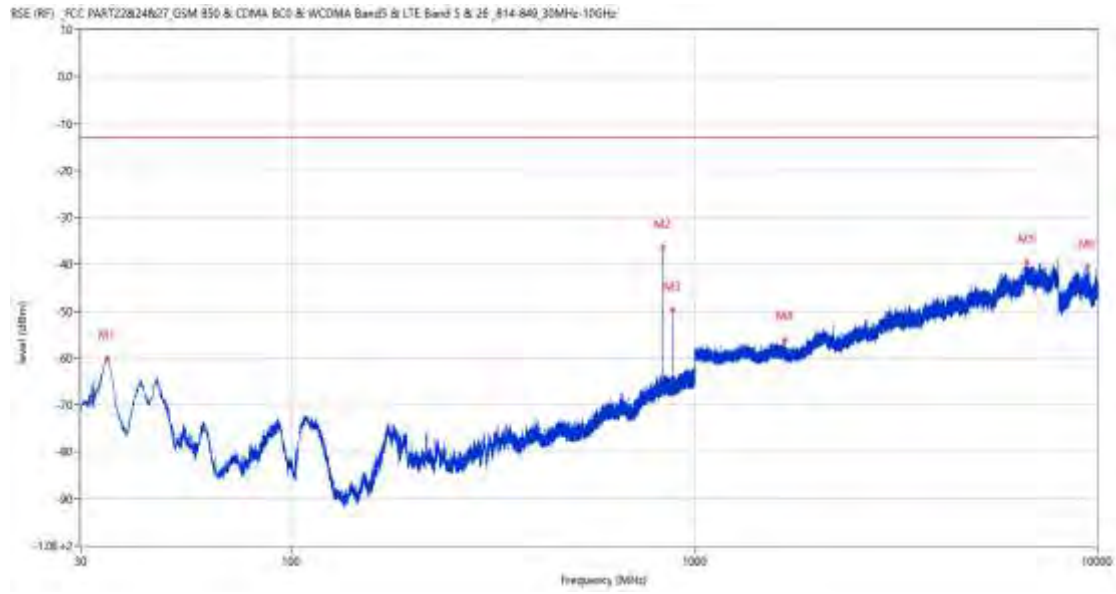
Frequency (MHz)	Result (dBm)	Factor (dB)	PK Limit (dBm)	Over Limit (dB)	Table (o)	ANT	EUT	Verdict
216.094	-72.22	-14.86	-13.0	-59.22	40.00	Horizontal	Horizontal	Pass
836.652	-41.46	4.78	-13.0	-28.46	331.00	Horizontal	Horizontal	N/A
881.660	-40.40	4.17	-13.0	-27.40	211.00	Horizontal	Horizontal	N/A
1673.600	-55.07	-4.46	-13.0	-42.07	129.00	Horizontal	Horizontal	Pass
2510.700	-48.45	0.62	-13.0	-35.45	129.00	Horizontal	Horizontal	Pass
6645.500	-39.06	15.17	-13.0	-26.06	185.00	Horizontal	Horizontal	Pass

RSE-H&V GSM 850 CH190



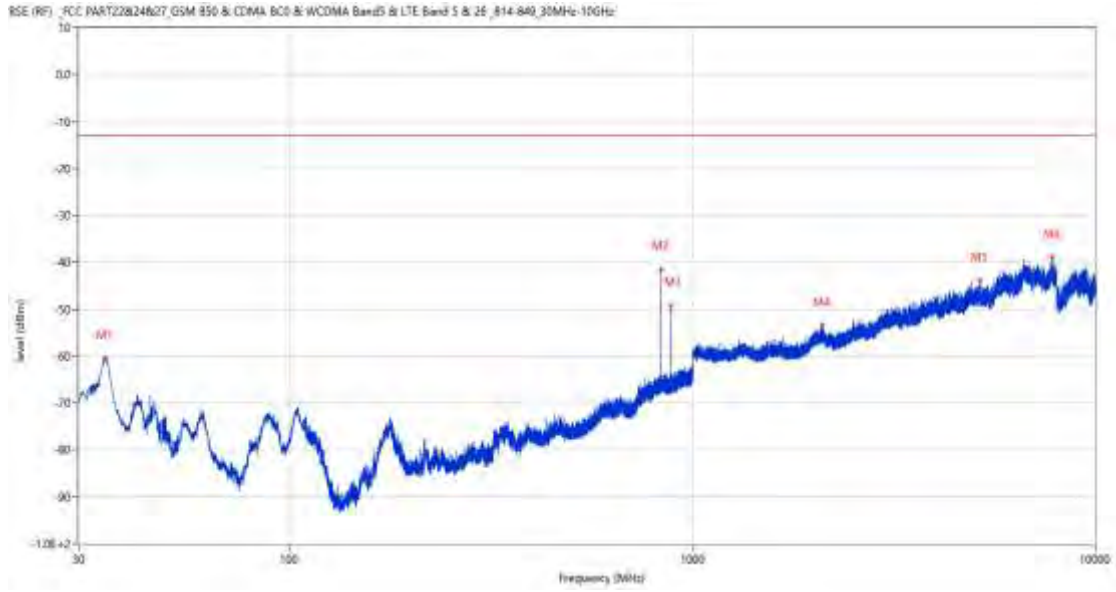
Frequency (MHz)	Result (dBm)	Factor (dB)	PK Limit (dBm)	Over Limit (dB)	Table (o)	ANT	EUT	Verdict
46.053	-75.00	-14.93	-13.0	-62.00	169.00	Horizontal	Vertical	Pass
836.652	-44.96	4.78	-13.0	-31.96	86.00	Horizontal	Vertical	N/A
881.660	-40.73	4.17	-13.0	-27.73	211.00	Horizontal	Vertical	N/A
1673.900	-55.53	-4.50	-13.0	-42.53	179.00	Horizontal	Vertical	Pass
2510.200	-51.13	0.54	-13.0	-38.13	185.00	Horizontal	Vertical	Pass
7817.000	-39.43	16.34	-13.0	-26.43	360.00	Horizontal	Vertical	Pass

RSE-V&V GSM 850 CH190



Frequency (MHz)	Result (dBm)	Factor (dB)	PK Limit (dBm)	Over Limit (dB)	Table (o)	ANT	EUT	Verdict
34.850	-60.04	-22.45	-13.0	-47.04	5.00	Vertical	Vertical	Pass
836.555	-36.47	4.77	-13.0	-23.47	152.00	Vertical	Vertical	N/A
881.612	-49.74	4.17	-13.0	-36.74	253.00	Vertical	Vertical	N/A
1673.900	-56.16	-4.50	-13.0	-43.16	28.00	Vertical	Vertical	Pass
6690.750	-39.53	14.82	-13.0	-26.53	259.00	Vertical	Vertical	Pass
9454.000	-40.64	14.10	-13.0	-27.64	78.00	Vertical	Vertical	Pass

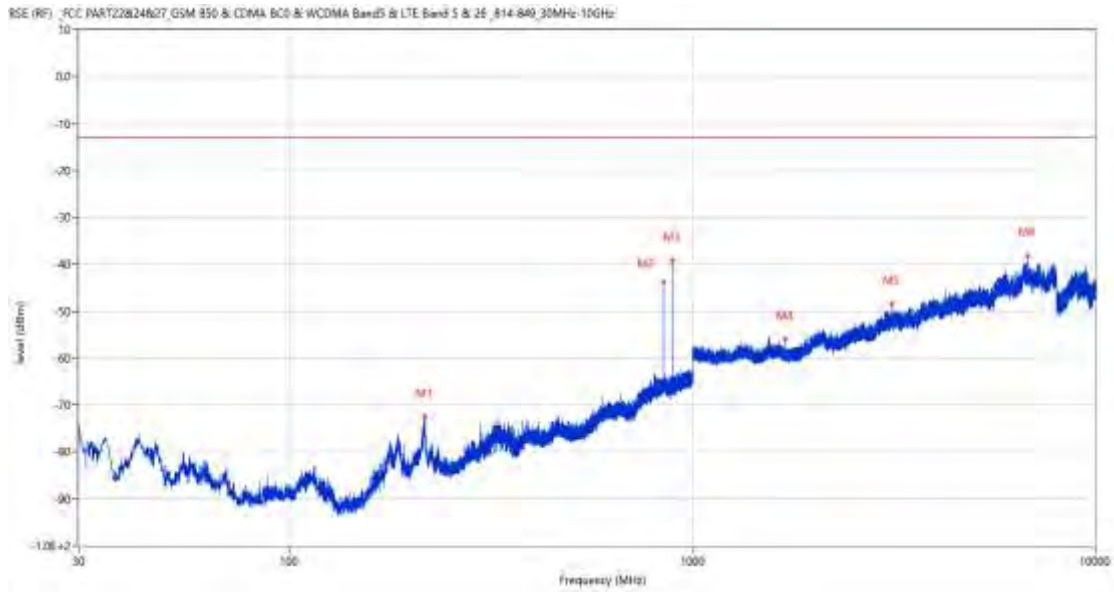
RSE-V&H GSM 850 CH190



Frequency (MHz)	Result (dBm)	Factor (dB)	PK Limit (dBm)	Over Limit (dB)	Table (o)	ANT	EUT	Verdict
34.850	-60.53	-22.45	-13.0	-47.53	360.00	Vertical	Horizontal	Pass
836.652	-41.67	4.78	-13.0	-28.67	163.00	Vertical	Horizontal	N/A
881.563	-49.28	4.17	-13.0	-36.28	183.00	Vertical	Horizontal	N/A
2100.600	-53.35	-0.06	-13.0	-40.35	215.00	Vertical	Horizontal	Pass
5173.250	-43.94	10.79	-13.0	-30.94	310.00	Vertical	Horizontal	Pass
7805.250	-38.92	16.02	-13.0	-25.92	342.00	Vertical	Horizontal	Pass

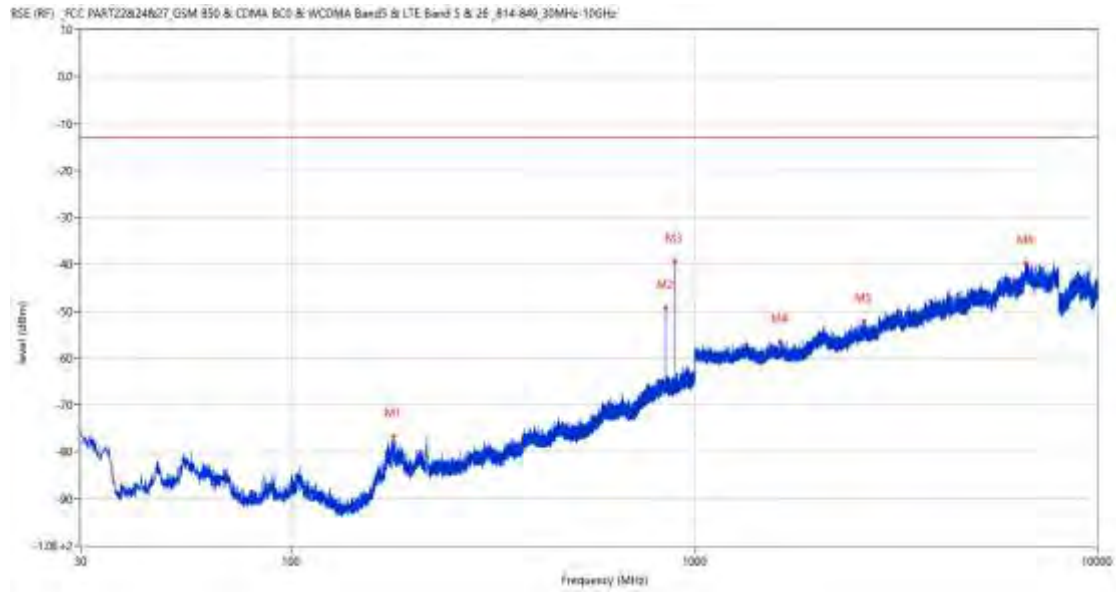
1.3 GSM 850 High Channel

RSE-H&H GSM 850 CH251



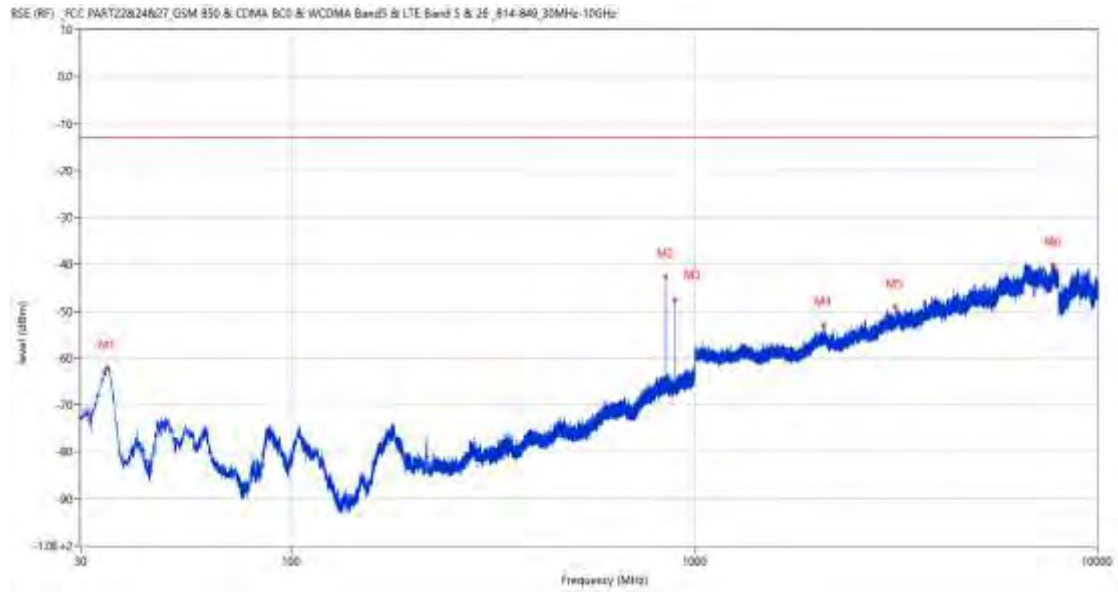
Frequency (MHz)	Result (dBm)	Factor (dB)	PK Limit (dBm)	Over Limit (dB)	Table (o)	ANT	EUT	Verdict
216.531	-72.39	-14.77	-13.0	-59.39	226.00	Horizontal	Horizontal	Pass
848.729	-43.84	4.87	-13.0	-30.84	306.00	Horizontal	Horizontal	N/A
893.833	-39.18	4.56	-13.0	-26.18	205.00	Horizontal	Horizontal	N/A
1698.600	-55.87	-4.45	-13.0	-42.87	303.00	Horizontal	Horizontal	Pass
3120.000	-48.43	5.84	-13.0	-35.43	122.00	Horizontal	Horizontal	Pass
6800.750	-38.36	14.51	-13.0	-25.36	143.00	Horizontal	Horizontal	Pass

RSE-H&V GSM 850 CH251



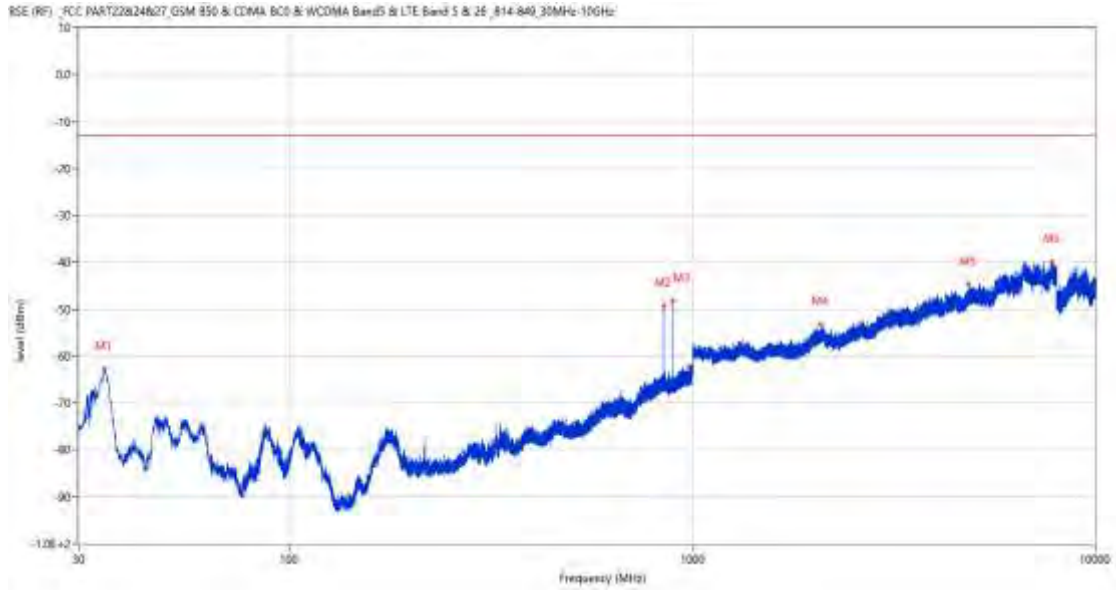
Frequency (MHz)	Result (dBm)	Factor (dB)	PK Limit (dBm)	Over Limit (dB)	Table (o)	ANT	EUT	Verdict
178.895	-76.53	-16.85	-13.0	-63.53	61.00	Horizontal	Vertical	Pass
848.777	-49.29	4.87	-13.0	-36.29	345.00	Horizontal	Vertical	N/A
893.785	-39.27	4.56	-13.0	-26.27	214.00	Horizontal	Vertical	N/A
1635.900	-56.44	-4.04	-13.0	-43.44	173.00	Horizontal	Vertical	Pass
2628.800	-52.13	1.31	-13.0	-39.13	339.00	Horizontal	Vertical	Pass
6663.750	-39.70	14.67	-13.0	-26.70	59.00	Horizontal	Vertical	Pass

RSE-V&V GSM 850 CH251



Frequency (MHz)	Result (dBm)	Factor (dB)	PK Limit (dBm)	Over Limit (dB)	Table (o)	ANT	EUT	Verdict
34.898	-62.07	-22.43	-13.0	-49.07	87.00	Vertical	Vertical	Pass
848.777	-42.68	4.87	-13.0	-29.68	304.00	Vertical	Vertical	N/A
893.737	-47.49	4.56	-13.0	-34.49	170.00	Vertical	Vertical	N/A
2089.600	-53.06	-0.85	-13.0	-40.06	97.00	Vertical	Vertical	Pass
3145.000	-49.01	5.70	-13.0	-36.01	354.00	Vertical	Vertical	Pass
7785.750	-40.07	15.50	-13.0	-27.07	91.00	Vertical	Vertical	Pass

RSE-V&H GSM 850 CH251

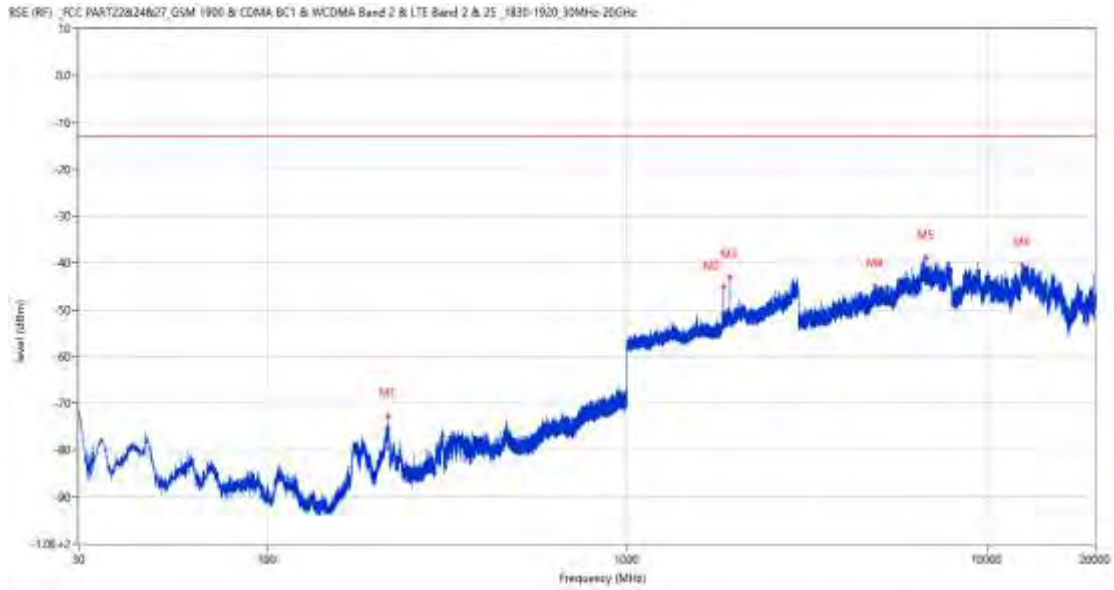


Frequency (MHz)	Result (dBm)	Factor (dB)	PK Limit (dBm)	Over Limit (dB)	Table (o)	ANT	EUT	Verdict
34.753	-62.80	-22.48	-13.0	-49.80	213.00	Vertical	Horizontal	Pass
848.874	-49.29	4.87	-13.0	-36.29	167.00	Vertical	Horizontal	N/A
893.833	-48.17	4.56	-13.0	-35.17	247.00	Vertical	Horizontal	NA
2081.900	-53.22	-0.92	-13.0	-40.22	266.00	Vertical	Horizontal	Pass
4839.500	-44.71	9.94	-13.0	-31.71	280.00	Vertical	Horizontal	Pass
7811.750	-39.92	16.35	-13.0	-26.92	196.00	Vertical	Horizontal	Pass

2 GSM 1900

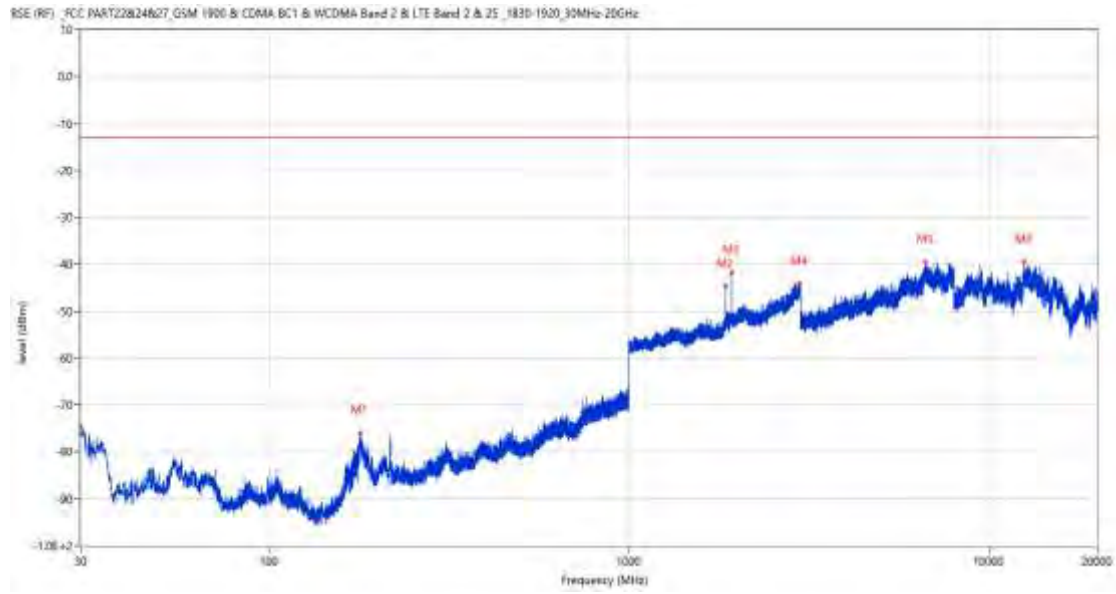
2.1 GSM 1900 Low Channel

RSE-H&H GSM 1900 CH512



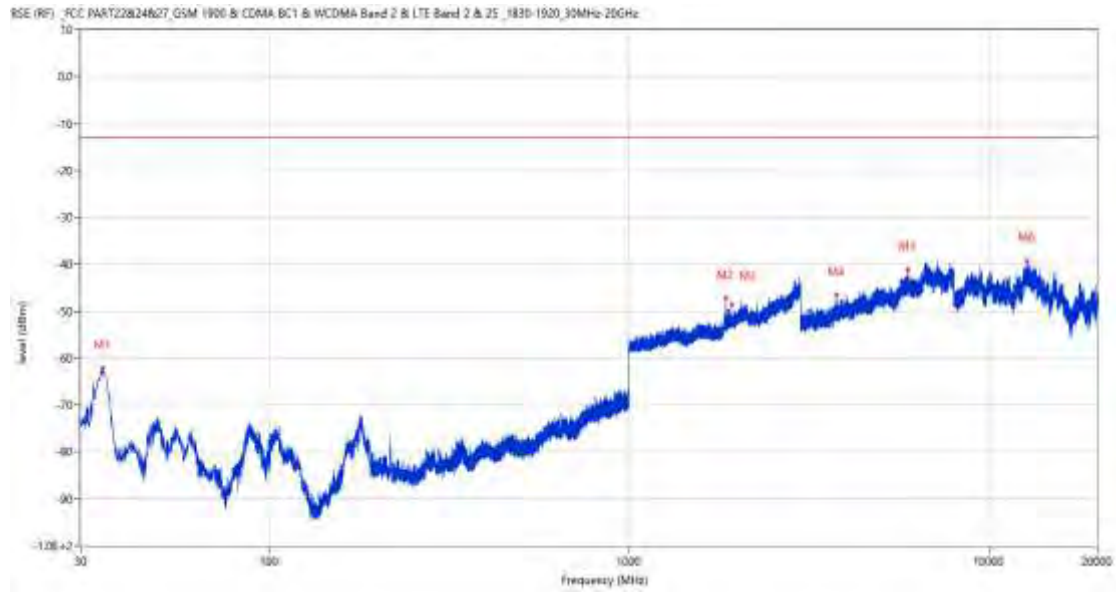
Frequency (MHz)	Result (dBm)	Factor (dB)	PK Limit (dBm)	Over Limit (dB)	Table (o)	ANT	EUT	Verdict
217.307	-72.73	-16.60	-13.0	-59.73	64.00	Horizontal	Horizontal	Pass
1850.900	-45.07	2.44	-13.0	-32.07	155.00	Horizontal	Horizontal	N/A
1930.900	-43.04	3.33	-13.0	-30.04	155.00	Horizontal	Horizontal	N/A
4894.000	-44.93	10.68	-13.0	-31.93	134.00	Horizontal	Horizontal	Pass
6797.750	-38.85	14.53	-13.0	-25.85	270.00	Horizontal	Horizontal	Pass
12526.987	-40.38	15.11	-13.0	-27.38	283.00	Horizontal	Horizontal	Pass

RSE-H&V GSM 1900 CH512



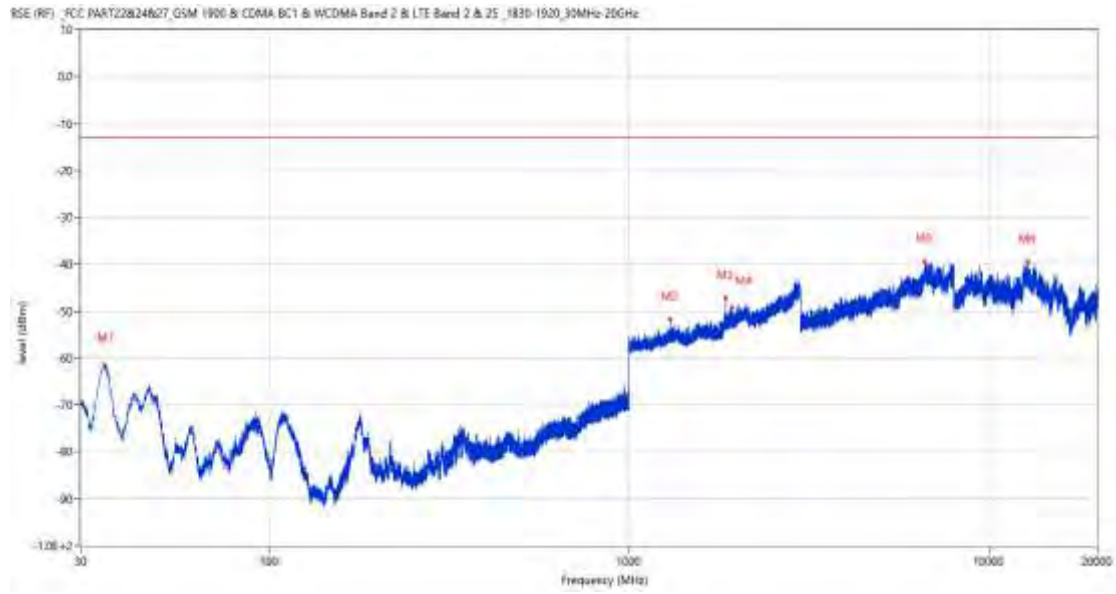
Frequency (MHz)	Result (dBm)	Factor (dB)	PK Limit (dBm)	Over Limit (dB)	Table (o)	ANT	EUT	Verdict
178.798	-75.92	-18.42	-13.0	-62.92	47.00	Horizontal	Vertical	Pass
1850.700	-44.68	2.44	-13.0	-31.68	155.00	Horizontal	Vertical	N/A
1930.900	-41.72	3.33	-13.0	-28.72	143.00	Horizontal	Vertical	N/A
2983.100	-44.16	11.03	-13.0	-31.16	130.00	Horizontal	Vertical	Pass
6675.500	-39.51	14.56	-13.0	-26.51	0.00	Horizontal	Vertical	Pass
12502.525	-39.53	15.61	-13.0	-26.53	0.00	Horizontal	Vertical	Pass

RSE-V&V GSM 1900 CH512



Frequency (MHz)	Result (dBm)	Factor (dB)	PK Limit (dBm)	Over Limit (dB)	Table (o)	ANT	EUT	Verdict
34.608	-62.17	-23.04	-13.0	-49.17	66.00	Vertical	Vertical	Pass
1851.000	-47.17	2.45	-13.0	-34.17	105.00	Vertical	Vertical	N/A
1930.900	-48.59	3.33	-13.0	-35.59	281.00	Vertical	Vertical	N/A
3763.750	-46.55	8.91	-13.0	-33.55	322.00	Vertical	Vertical	Pass
5960.500	-41.13	13.32	-13.0	-28.13	50.00	Vertical	Vertical	Pass
12761.600	-39.38	15.96	-13.0	-26.38	0.00	Vertical	Vertical	Pass

RSE-V&H GSM 1900 CH512



Frequency (MHz)	Result (dBm)	Factor (dB)	PK Limit (dBm)	Over Limit (dB)	Table (o)	ANT	EUT	Verdict
34.850	-61.56	-22.99	-13.0	-48.56	73.00	Vertical	Horizontal	Pass
1298.300	-51.68	-0.77	-13.0	-38.68	139.00	Vertical	Horizontal	Pass
1851.000	-47.25	2.45	-13.0	-34.25	249.00	Vertical	Horizontal	N/A
1931.500	-49.31	3.29	-13.0	-36.31	176.00	Vertical	Horizontal	N/A
6635.250	-39.45	14.96	-13.0	-26.45	311.00	Vertical	Horizontal	Pass
12814.888	-39.50	15.67	-13.0	-26.50	195.00	Vertical	Horizontal	Pass

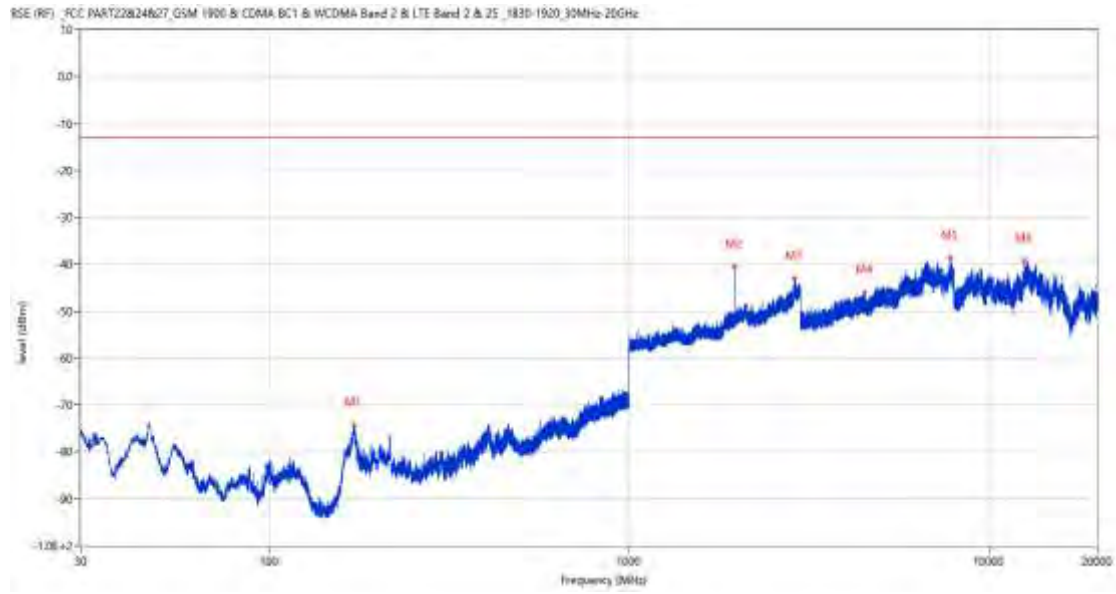
2.2 GSM 1900 Middle Channel

RSE-H&H GSM 1900 CH661



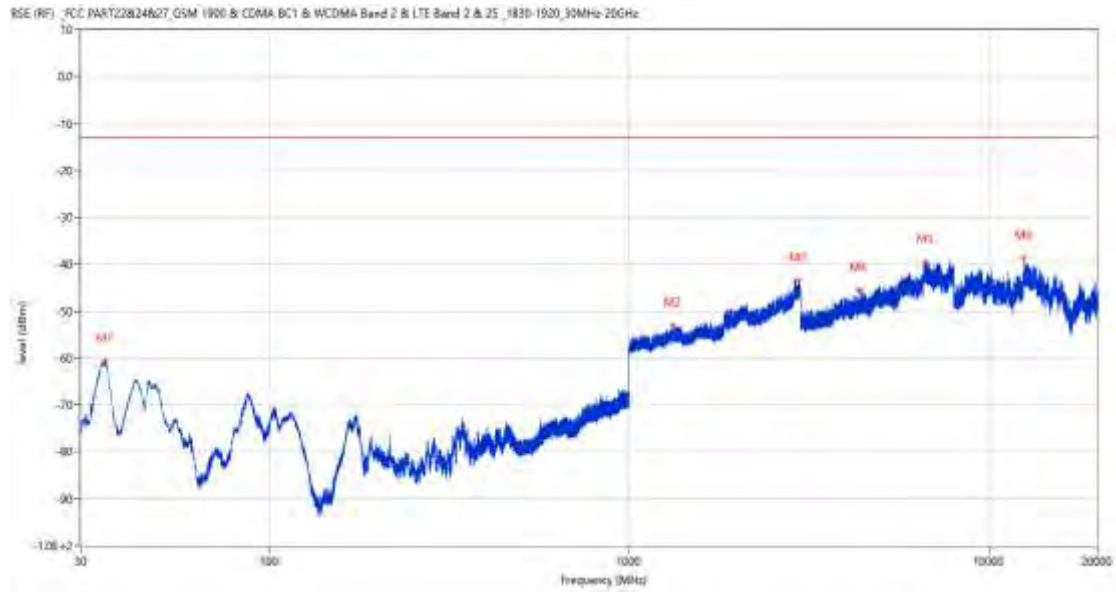
Frequency (MHz)	Result (dBm)	Factor (dB)	PK Limit (dBm)	Over Limit (dB)	Table (o)	ANT	EUT	Verdict
217.016	-74.65	-16.62	-13.0	-61.65	71.00	Horizontal	Horizontal	Pass
1303.900	-52.84	-0.36	-13.0	-39.84	290.00	Horizontal	Horizontal	Pass
1960.600	-42.28	2.80	-13.0	-29.28	150.00	Horizontal	Horizontal	N/A
2971.400	-42.82	11.65	-13.0	-29.82	101.00	Horizontal	Horizontal	Pass
7818.750	-39.07	16.27	-13.0	-26.07	216.00	Horizontal	Horizontal	Pass
12716.037	-39.73	16.37	-13.0	-26.73	292.00	Horizontal	Horizontal	Pass

RSE-H&V GSM 1900 CH661



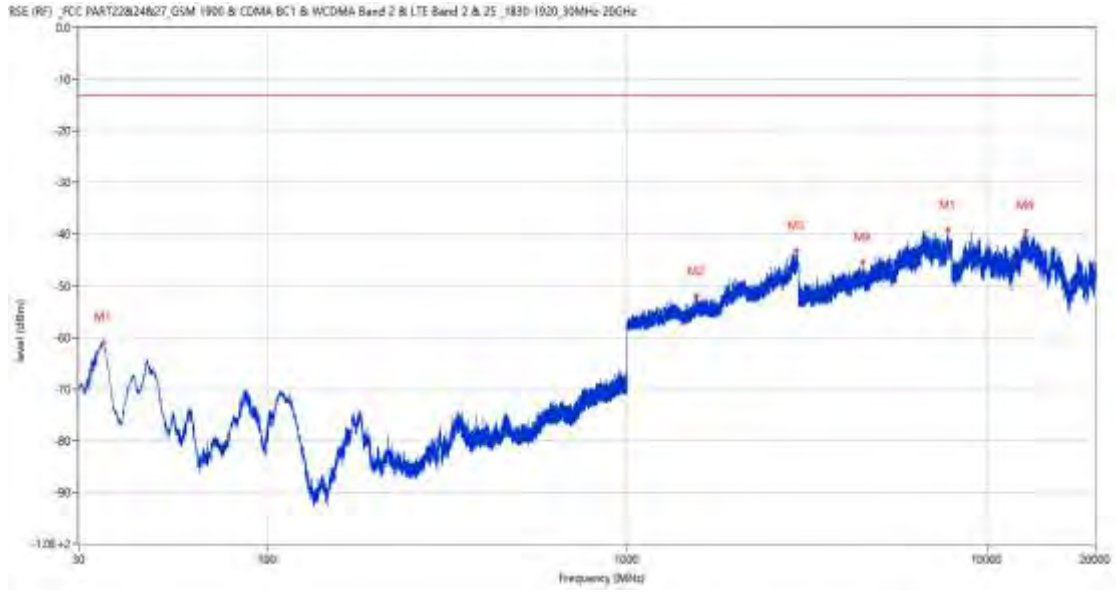
Frequency (MHz)	Result (dBm)	Factor (dB)	PK Limit (dBm)	Over Limit (dB)	Table (o)	ANT	EUT	Verdict
172.542	-74.39	-19.20	-13.0	-61.39	38.00	Horizontal	Vertical	Pass
1960.700	-40.45	2.80	-13.0	-27.45	145.00	Horizontal	Vertical	N/A
2887.100	-43.13	11.60	-13.0	-30.13	84.00	Horizontal	Vertical	Pass
4521.500	-45.86	10.43	-13.0	-32.86	81.00	Horizontal	Vertical	Pass
7826.750	-38.67	15.91	-13.0	-25.67	325.00	Horizontal	Vertical	Pass
12509.650	-39.35	15.46	-13.0	-26.35	176.00	Horizontal	Vertical	Pass

RSE-V&V GSM 1900 CH661



Frequency (MHz)	Result (dBm)	Factor (dB)	PK Limit (dBm)	Over Limit (dB)	Table (o)	ANT	EUT	Verdict
35.044	-60.65	-22.93	-13.0	-47.65	70.00	Vertical	Vertical	Pass
1326.300	-52.92	-0.21	-13.0	-39.92	337.00	Vertical	Vertical	Pass
2968.500	-43.45	11.88	-13.0	-30.45	51.00	Vertical	Vertical	Pass
4351.000	-45.47	9.30	-13.0	-32.47	14.00	Vertical	Vertical	Pass
6679.250	-39.55	14.60	-13.0	-26.55	206.00	Vertical	Vertical	Pass
12511.549	-38.78	15.42	-13.0	-25.78	96.00	Vertical	Vertical	Pass

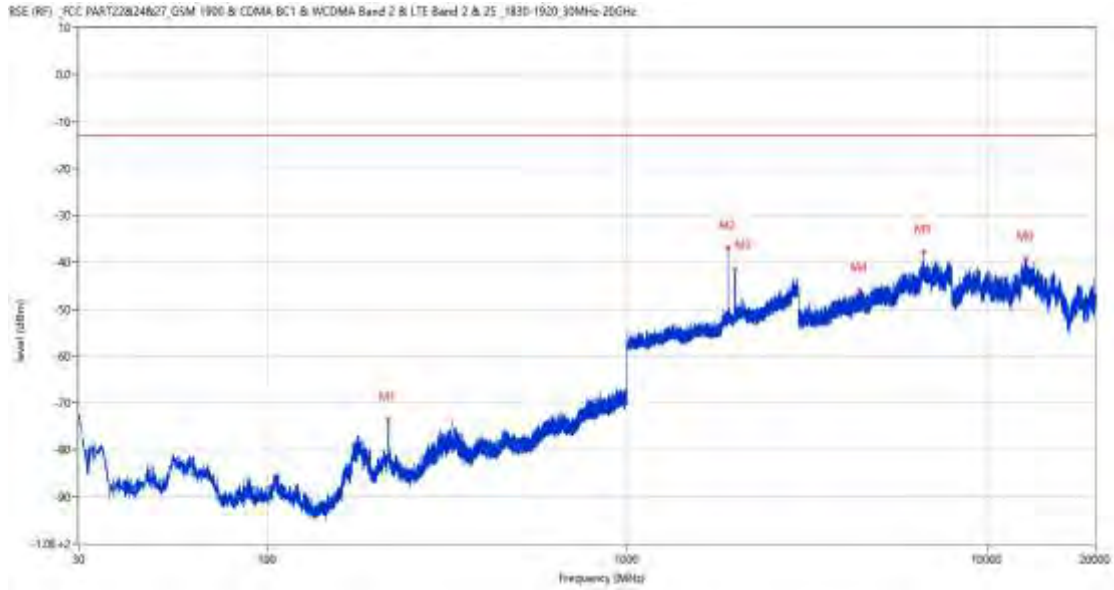
RSE-V&H GSM 1900 CH661



Frequency (MHz)	Result (dBm)	Factor (dB)	PK Limit (dBm)	Over Limit (dB)	Table (o)	ANT	EUT	Verdict
35.044	-61.00	-22.93	-13.0	-48.00	112.00	Vertical	Horizontal	Pass
1560.800	-52.06	0.27	-13.0	-39.06	278.00	Vertical	Horizontal	Pass
2960.800	-43.12	11.65	-13.0	-30.12	107.00	Vertical	Horizontal	Pass
4528.000	-45.44	10.24	-13.0	-32.44	195.00	Vertical	Horizontal	Pass
7826.000	-39.22	15.93	-13.0	-26.22	175.00	Vertical	Horizontal	Pass
12805.463	-39.31	15.77	-13.0	-26.31	26.00	Vertical	Horizontal	Pass

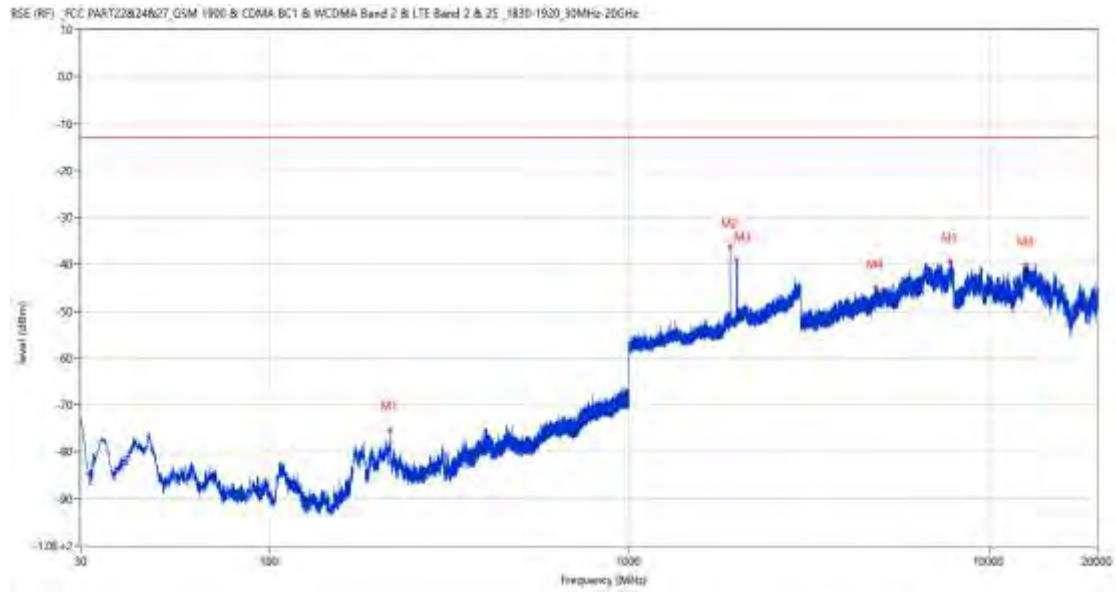
2.3 GSM 1900 High Channel

RSE-H&H GSM 1900 CH810



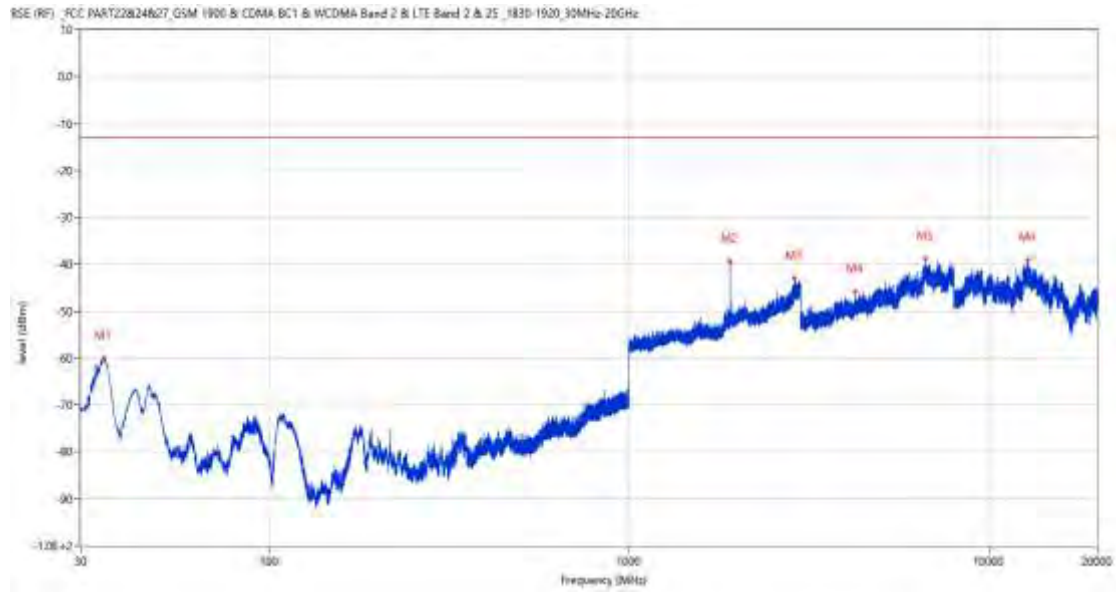
Frequency (MHz)	Result (dBm)	Factor (dB)	PK Limit (dBm)	Over Limit (dB)	Table (o)	ANT	EUT	Verdict
217.210	-73.57	-16.61	-13.0	-60.57	67.00	Horizontal	Horizontal	Pass
1910.600	-37.00	3.14	-13.0	-24.00	145.00	Horizontal	Horizontal	N/A
1990.600	-41.61	2.95	-13.0	-28.61	152.00	Horizontal	Horizontal	N/A
4416.750	-45.94	9.41	-13.0	-32.94	153.00	Horizontal	Horizontal	Pass
6653.000	-37.91	15.01	-13.0	-24.91	247.00	Horizontal	Horizontal	Pass
12821.775	-39.23	15.61	-13.0	-26.23	173.00	Horizontal	Horizontal	Pass

RSE-H&V GSM 1900 CH810



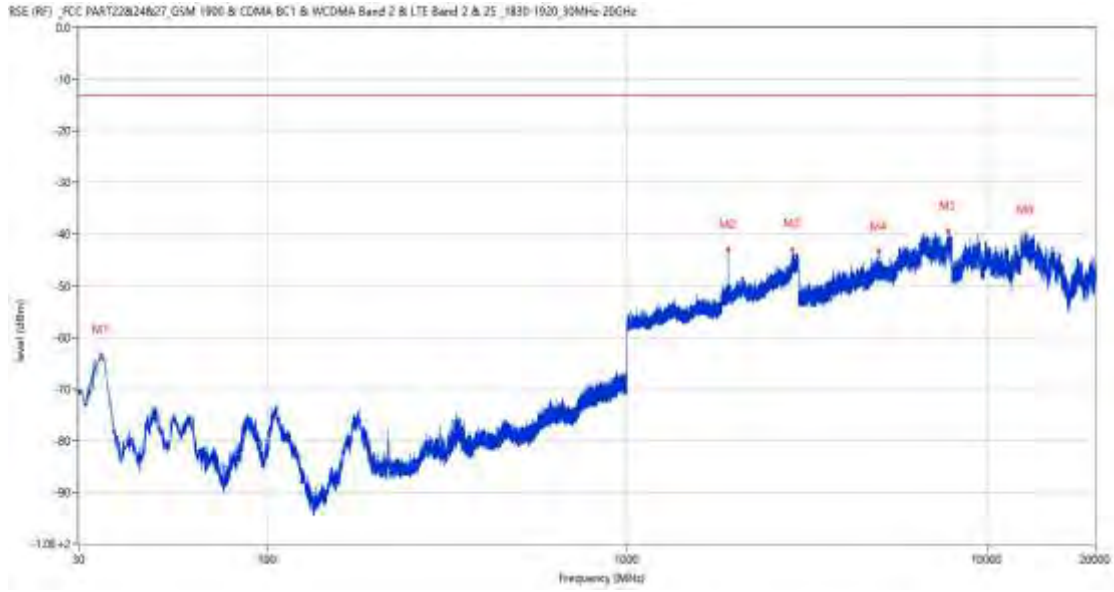
Frequency (MHz)	Result (dBm)	Factor (dB)	PK Limit (dBm)	Over Limit (dB)	Table (o)	ANT	EUT	Verdict
216.822	-75.31	-16.63	-13.0	-62.31	85.00	Horizontal	Vertical	Pass
1910.600	-36.23	3.14	-13.0	-23.23	154.00	Horizontal	Vertical	N/A
1990.400	-39.04	2.97	-13.0	-26.04	143.00	Horizontal	Vertical	N/A
4828.500	-44.96	10.11	-13.0	-31.96	185.00	Horizontal	Vertical	Pass
7817.250	-39.30	16.32	-13.0	-26.30	237.00	Horizontal	Vertical	Pass
12641.463	-40.13	15.59	-13.0	-27.13	283.00	Horizontal	Vertical	Pass

RSE-V&V GSM 1900 CH810



Frequency (MHz)	Result (dBm)	Factor (dB)	PK Limit (dBm)	Over Limit (dB)	Table (o)	ANT	EUT	Verdict
34.801	-60.05	-23.00	-13.0	-47.05	123.00	Vertical	Vertical	Pass
1910.400	-39.32	3.14	-13.0	-26.32	115.00	Vertical	Vertical	N/A
2875.900	-43.08	10.01	-13.0	-30.08	84.00	Vertical	Vertical	Pass
4237.250	-45.70	8.94	-13.0	-32.70	360.00	Vertical	Vertical	Pass
6654.750	-38.99	14.93	-13.0	-25.99	333.00	Vertical	Vertical	Pass
12788.425	-39.10	15.86	-13.0	-26.10	334.00	Vertical	Vertical	Pass

RSE-V&H GSM 1900 CH810



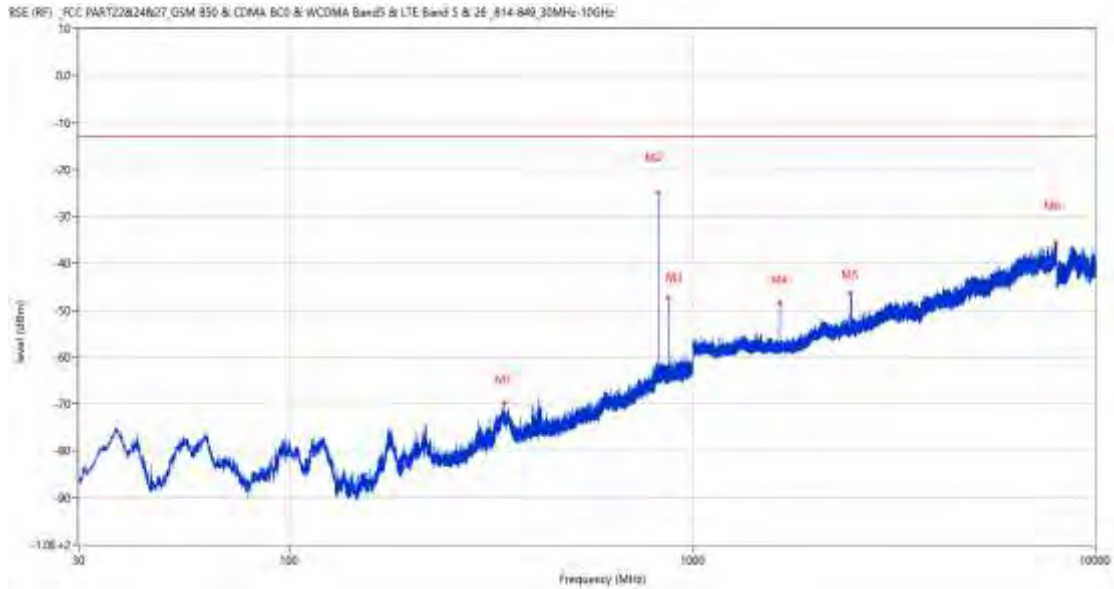
Frequency (MHz)	Result (dBm)	Factor (dB)	PK Limit (dBm)	Over Limit (dB)	Table (o)	ANT	EUT	Verdict
34.511	-63.42	-23.06	-13.0	-50.42	72.00	Vertical	Horizontal	Pass
1910.700	-42.98	3.14	-13.0	-29.98	0.00	Vertical	Horizontal	N/A
2886.000	-42.95	11.24	-13.0	-29.95	276.00	Vertical	Horizontal	Pass
4998.250	-43.39	10.79	-13.0	-30.39	343.00	Vertical	Horizontal	Pass
7807.250	-39.43	16.22	-13.0	-26.43	69.00	Vertical	Horizontal	Pass
12800.026	-40.04	15.82	-13.0	-27.04	73.00	Vertical	Horizontal	Pass

EGPRS

3 EGPRS 850

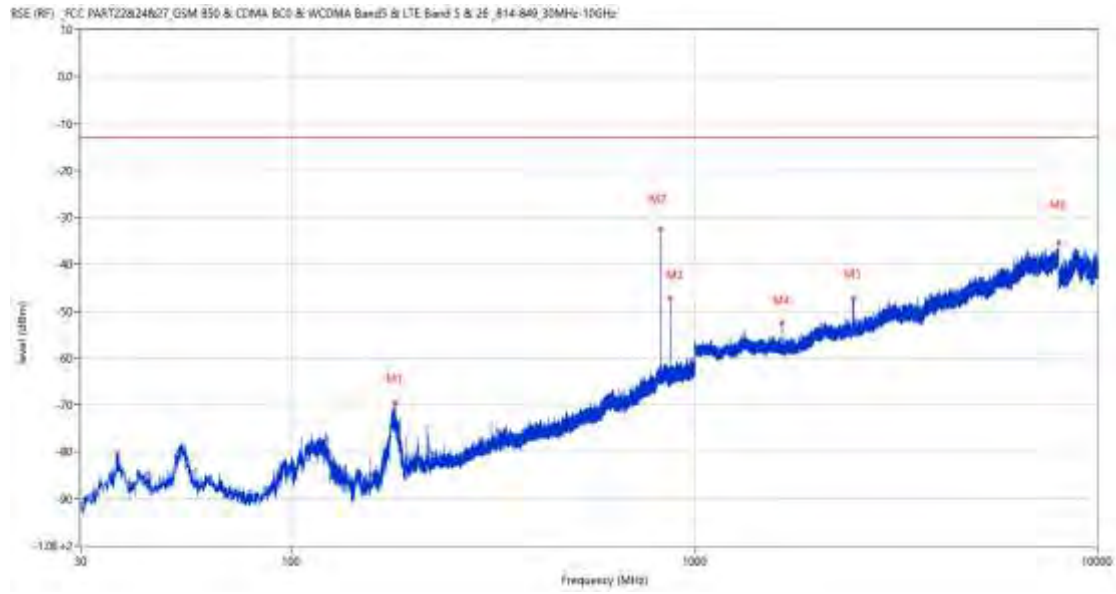
3.1 EGPRS 850 Low Channel

RSE-H&H EGPRS 850 CH128



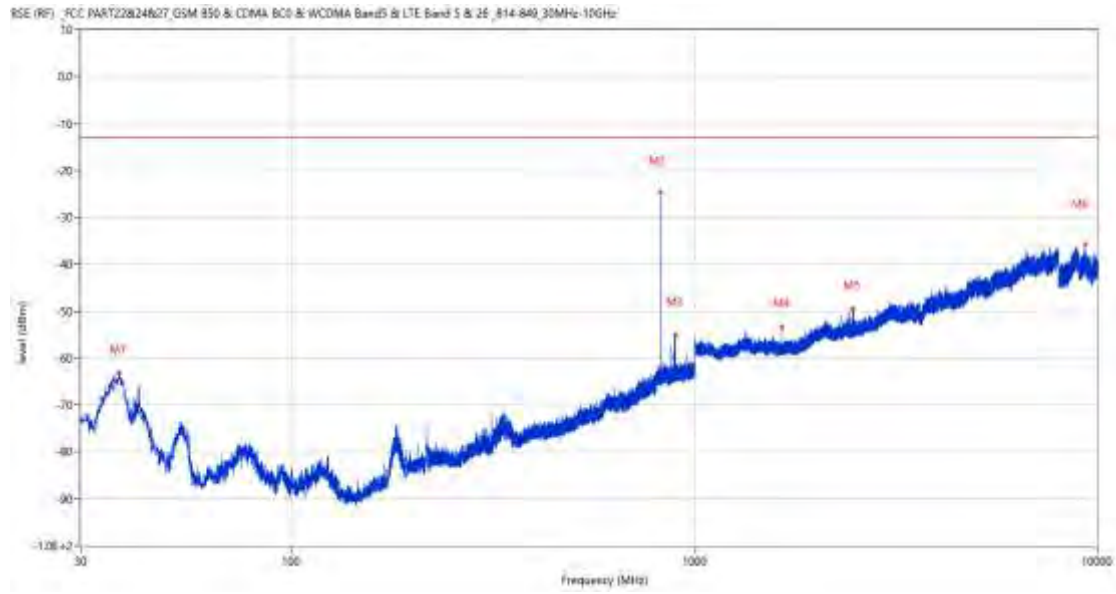
Frequency (MHz)	Result (dBm)	Factor (dB)	PK Limit (dBm)	Over Limit (dB)	Table (o)	ANT	EUT	Verdict
340.836	-69.68	-7.21	-13.0	-56.68	5.00	Horizontal	Horizontal	Pass
824.236	-24.98	6.91	-13.0	-11.98	264.00	Horizontal	Horizontal	N/A
869.196	-47.42	6.35	-13.0	-34.42	243.00	Horizontal	Horizontal	N/A
1649.400	-48.47	-3.69	-13.0	-35.47	244.00	Horizontal	Horizontal	Pass
2473.200	-46.42	0.92	-13.0	-33.42	118.00	Horizontal	Horizontal	Pass
7960.250	-35.64	18.31	-13.0	-22.64	360.00	Horizontal	Horizontal	Pass

RSE-H&V EGPRS 850 CH128



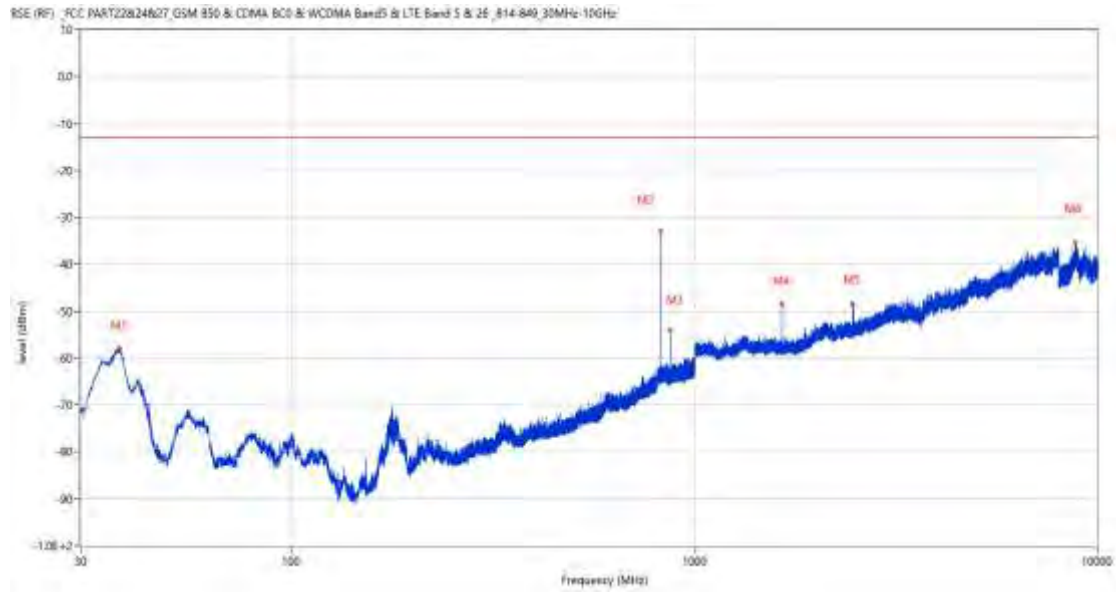
Frequency (MHz)	Result (dBm)	Factor (dB)	PK Limit (dBm)	Over Limit (dB)	Table (o)	ANT	EUT	Verdict
181.368	-69.57	-15.29	-13.0	-56.57	219.00	Horizontal	Vertical	Pass
824.236	-32.50	6.91	-13.0	-19.50	65.00	Horizontal	Vertical	N/A
869.244	-47.09	6.36	-13.0	-34.09	259.00	Horizontal	Vertical	N/A
1648.800	-52.51	-3.69	-13.0	-39.51	226.00	Horizontal	Vertical	Pass
2473.600	-47.25	0.97	-13.0	-34.25	202.00	Horizontal	Vertical	Pass
7999.750	-35.46	19.02	-13.0	-22.46	79.00	Horizontal	Vertical	Pass

RSE-V&V EGPRS 850 CH128



Frequency (MHz)	Result (dBm)	Factor (dB)	PK Limit (dBm)	Over Limit (dB)	Table (o)	ANT	EUT	Verdict
37.324	-63.22	-19.93	-13.0	-50.22	65.00	Vertical	Vertical	Pass
824.284	-24.68	6.91	-13.0	-11.68	5.00	Vertical	Vertical	N/A
898.053	-55.01	6.95	-13.0	-42.01	263.00	Vertical	Vertical	N/A
1649.300	-53.33	-3.69	-13.0	-40.33	305.00	Vertical	Vertical	Pass
2473.000	-49.46	0.90	-13.0	-36.46	263.00	Vertical	Vertical	Pass
9330.201	-35.83	19.39	-13.0	-22.83	0.00	Vertical	Vertical	Pass

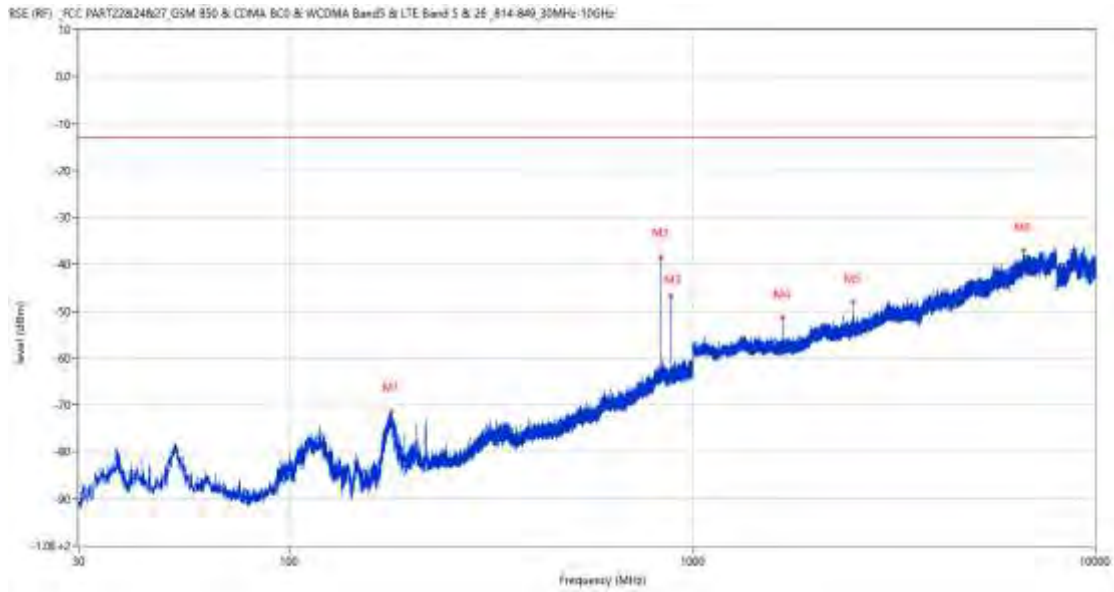
RSE-V&H EGPRS 850 CH128



Frequency (MHz)	Result (dBm)	Factor (dB)	PK Limit (dBm)	Over Limit (dB)	Table (o)	ANT	EUT	Verdict
37.372	-58.01	-19.93	-13.0	-45.01	62.00	Vertical	Horizontal	Pass
824.188	-32.94	6.91	-13.0	-19.94	131.00	Vertical	Horizontal	N/A
869.244	-53.96	6.36	-13.0	-40.96	184.00	Vertical	Horizontal	N/A
1649.300	-48.47	-3.69	-13.0	-35.47	310.00	Vertical	Horizontal	Pass
2473.500	-48.37	0.95	-13.0	-35.37	69.00	Vertical	Horizontal	Pass
8830.401	-35.45	20.04	-13.0	-22.45	-1.00	Vertical	Horizontal	Pass

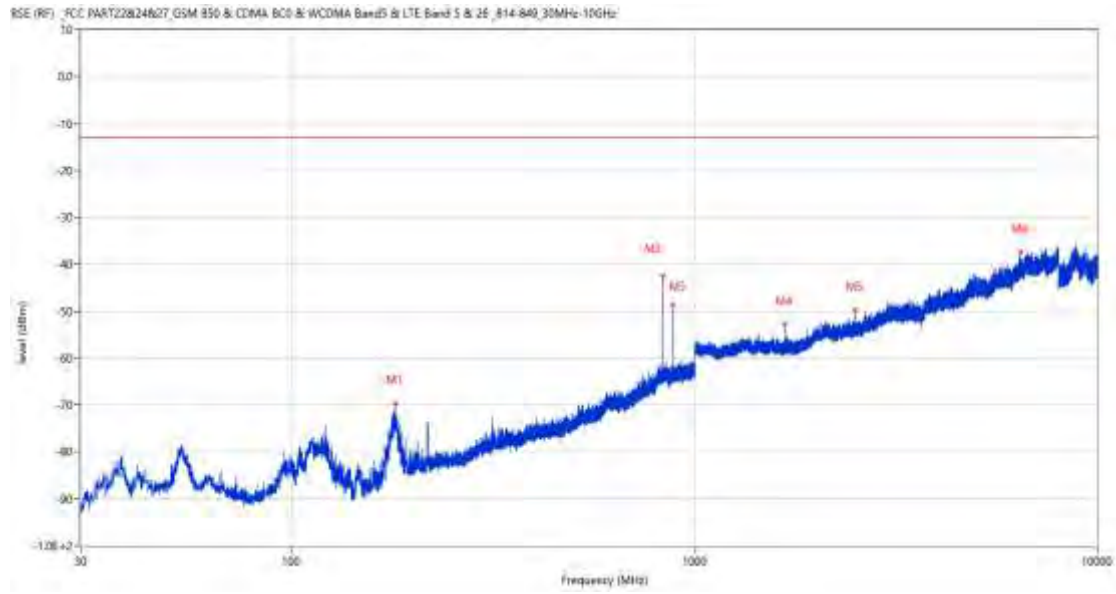
3.2 EGPRS 850 Middle Channel

RSE-H&H EGPRS 850 CH190



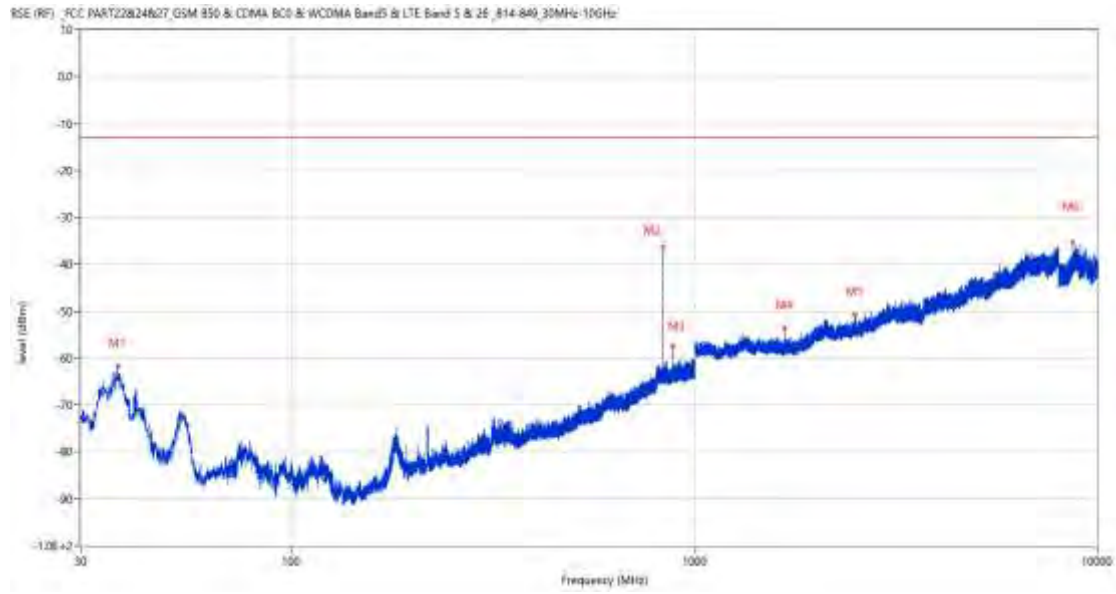
Frequency (MHz)	Result (dBm)	Factor (dB)	PK Limit (dBm)	Over Limit (dB)	Table (o)	ANT	EUT	Verdict
179.477	-71.48	-15.39	-13.0	-58.48	199.00	Horizontal	Horizontal	Pass
836.555	-38.55	7.13	-13.0	-25.55	72.00	Horizontal	Horizontal	N/A
881.563	-46.66	6.75	-13.0	-33.66	250.00	Horizontal	Horizontal	N/A
1673.600	-51.27	-3.61	-13.0	-38.27	192.00	Horizontal	Horizontal	Pass
2510.800	-47.97	1.47	-13.0	-34.97	228.00	Horizontal	Horizontal	Pass
6634.500	-37.12	16.07	-13.0	-24.12	283.00	Horizontal	Horizontal	Pass

RSE-H&V EGPRS 850 CH190



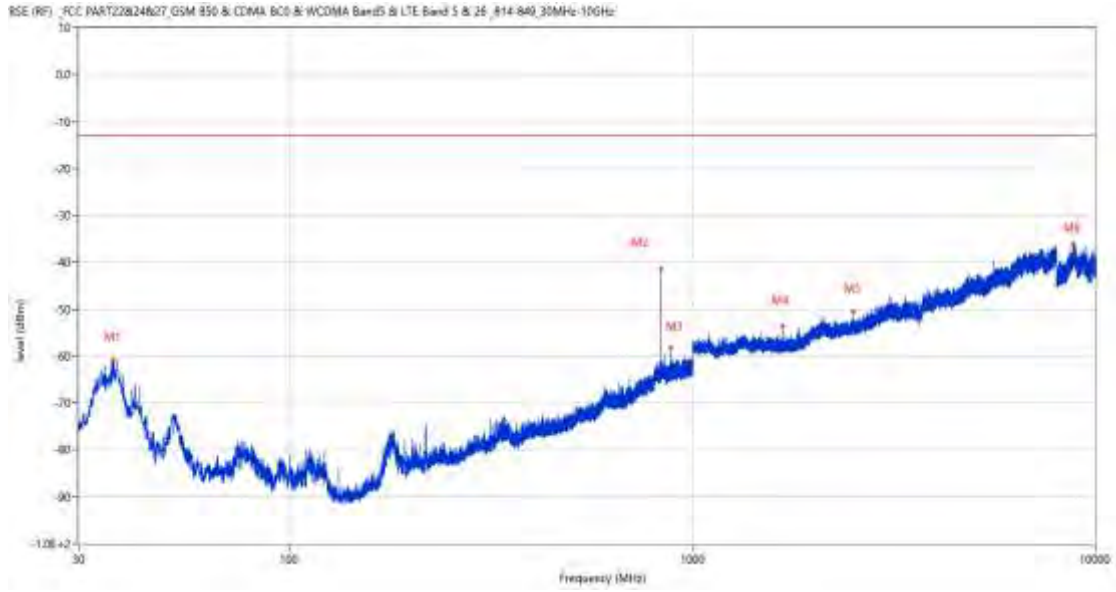
Frequency (MHz)	Result (dBm)	Factor (dB)	PK Limit (dBm)	Over Limit (dB)	Table (o)	ANT	EUT	Verdict
181.272	-69.85	-15.29	-13.0	-56.85	41.00	Horizontal	Vertical	Pass
836.604	-42.44	7.13	-13.0	-29.44	53.00	Horizontal	Vertical	N/A
881.563	-48.59	6.75	-13.0	-35.59	243.00	Horizontal	Vertical	N/A
1674.100	-52.86	-3.61	-13.0	-39.86	192.00	Horizontal	Vertical	Pass
2510.700	-49.72	1.48	-13.0	-36.72	228.00	Horizontal	Vertical	Pass
6450.500	-37.41	16.82	-13.0	-24.41	360.00	Horizontal	Vertical	Pass

RSE-V&V EGPRS 850 CH190



Frequency (MHz)	Result (dBm)	Factor (dB)	PK Limit (dBm)	Over Limit (dB)	Table (o)	ANT	EUT	Verdict
37.032	-61.76	-19.96	-13.0	-48.76	166.00	Vertical	Vertical	Pass
836.604	-36.35	7.13	-13.0	-23.35	5.00	Vertical	Vertical	N/A
881.660	-57.47	6.75	-13.0	-44.47	308.00	Vertical	Vertical	N/A
1673.800	-53.69	-3.60	-13.0	-40.69	227.00	Vertical	Vertical	Pass
2510.900	-50.60	1.47	-13.0	-37.60	233.00	Vertical	Vertical	Pass
8666.401	-35.41	18.40	-13.0	-22.41	175.00	Vertical	Vertical	Pass

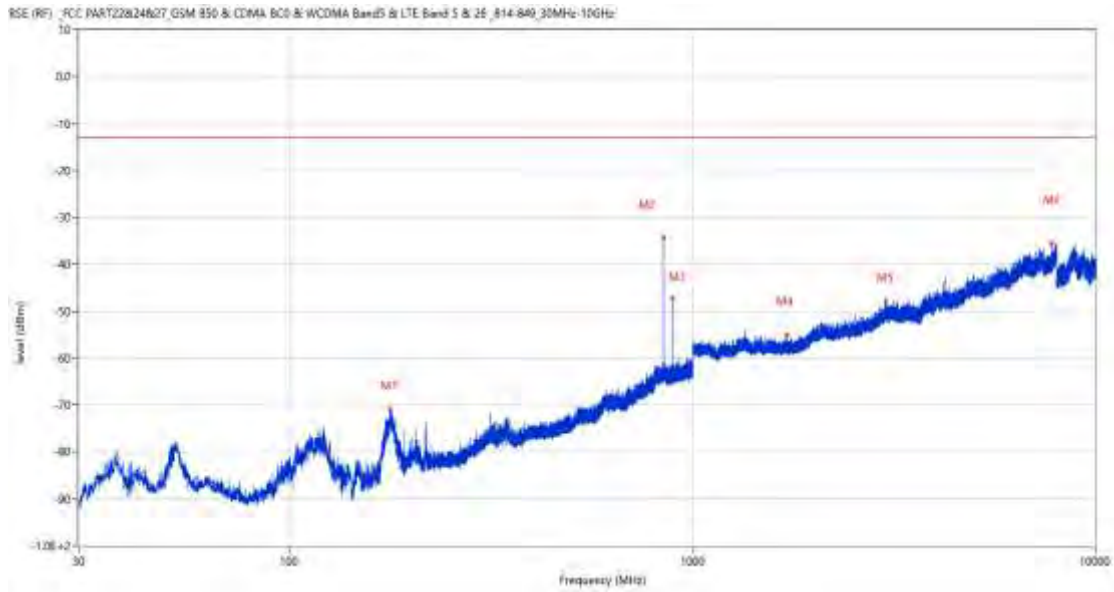
RSE-V&H EGPRS 850 CH190



Frequency (MHz)	Result (dBm)	Factor (dB)	PK Limit (dBm)	Over Limit (dB)	Table (o)	ANT	EUT	Verdict
36.450	-60.84	-20.43	-13.0	-47.84	58.00	Vertical	Horizontal	Pass
836.652	-41.37	7.13	-13.0	-28.37	199.00	Vertical	Horizontal	N/A
881.563	-58.20	6.75	-13.0	-45.20	322.00	Vertical	Horizontal	N/A
1674.200	-53.58	-3.61	-13.0	-40.58	79.00	Vertical	Horizontal	Pass
2510.700	-50.59	1.48	-13.0	-37.59	73.00	Vertical	Horizontal	Pass
8826.299	-36.10	19.97	-13.0	-23.10	169.00	Vertical	Horizontal	Pass

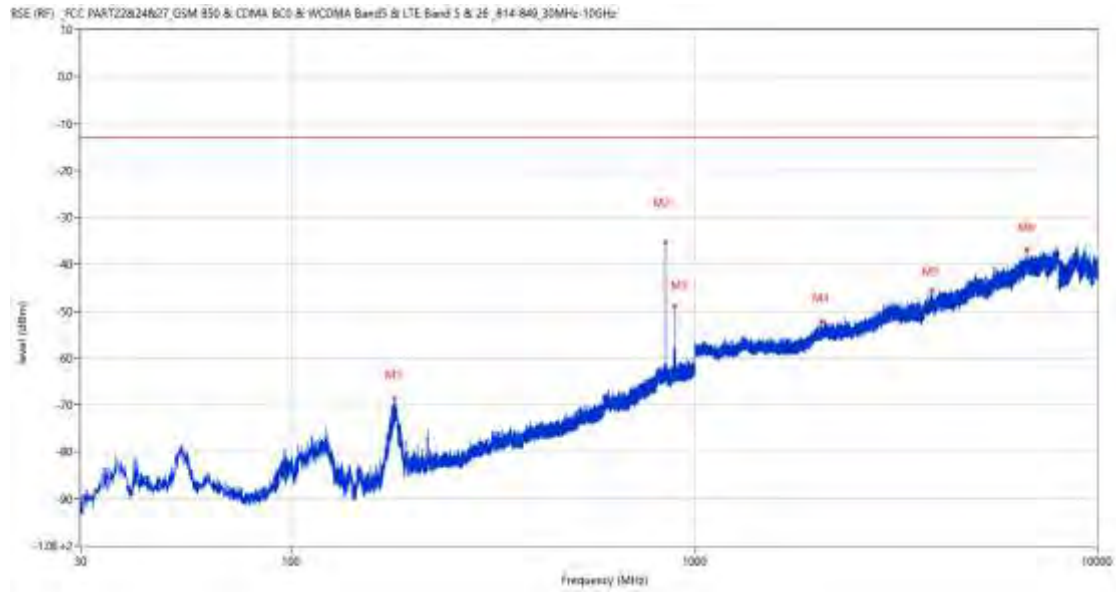
3.3 EGPRS 850 High Channel

RSE-H&H EGPRS 850 CH251



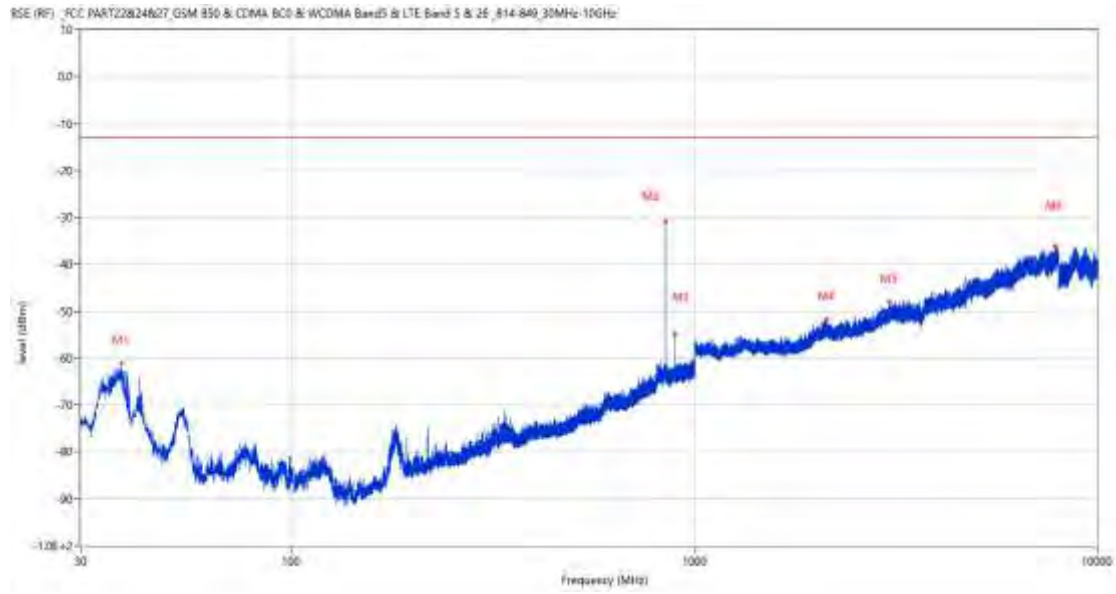
Frequency (MHz)	Result (dBm)	Factor (dB)	PK Limit (dBm)	Over Limit (dB)	Table (o)	ANT	EUT	Verdict
177.682	-70.76	-15.53	-13.0	-57.76	211.00	Horizontal	Horizontal	Pass
848.825	-34.39	7.31	-13.0	-21.39	72.00	Horizontal	Horizontal	N/A
893.785	-47.16	6.89	-13.0	-34.16	246.00	Horizontal	Horizontal	N/A
1718.400	-55.03	-3.55	-13.0	-42.03	169.00	Horizontal	Horizontal	Pass
3019.000	-47.88	5.87	-13.0	-34.88	217.00	Horizontal	Horizontal	Pass
7783.000	-35.61	18.20	-13.0	-22.61	144.00	Horizontal	Horizontal	Pass

RSE-H&V EGPRS 850 CH251



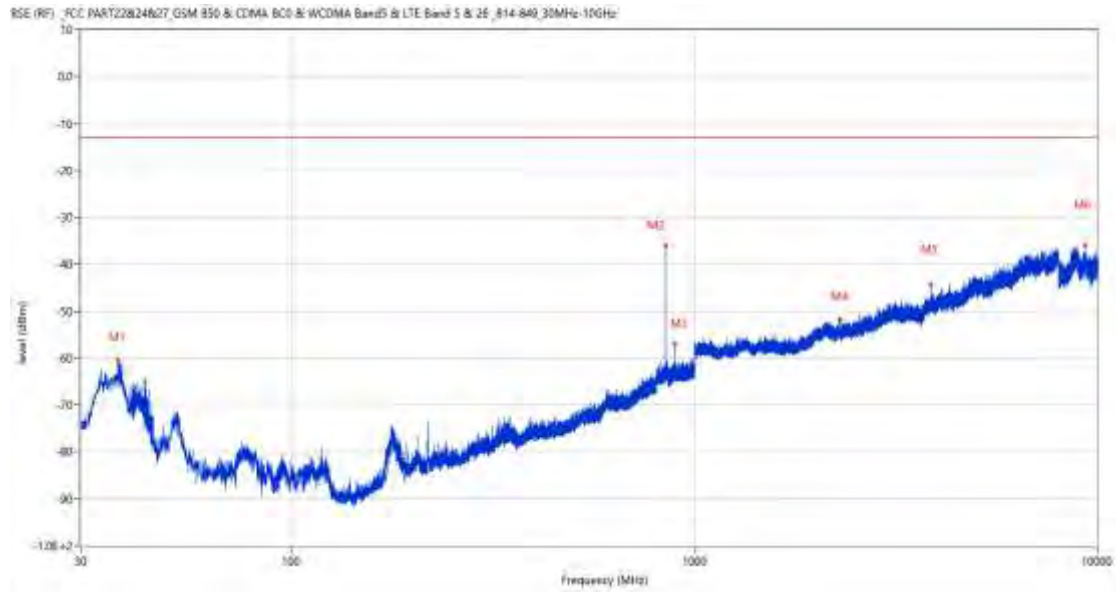
Frequency (MHz)	Result (dBm)	Factor (dB)	PK Limit (dBm)	Over Limit (dB)	Table (o)	ANT	EUT	Verdict
179.720	-68.45	-15.35	-13.0	-55.45	45.00	Horizontal	Vertical	Pass
848.874	-35.41	7.31	-13.0	-22.41	307.00	Horizontal	Vertical	N/A
893.882	-48.79	6.88	-13.0	-35.79	244.00	Horizontal	Vertical	N/A
2069.200	-52.23	-0.42	-13.0	-39.23	240.00	Horizontal	Vertical	Pass
3872.500	-45.42	9.71	-13.0	-32.42	269.00	Horizontal	Vertical	Pass
6693.750	-37.08	17.01	-13.0	-24.08	82.00	Horizontal	Vertical	Pass

RSE-V&V EGPRS 850 CH251



Frequency (MHz)	Result (dBm)	Factor (dB)	PK Limit (dBm)	Over Limit (dB)	Table (o)	ANT	EUT	Verdict
37.809	-61.08	-19.85	-13.0	-48.08	113.00	Vertical	Vertical	Pass
848.874	-30.77	7.31	-13.0	-17.77	0.00	Vertical	Vertical	N/A
893.882	-54.92	6.88	-13.0	-41.92	292.00	Vertical	Vertical	N/A
2129.300	-51.80	-0.29	-13.0	-38.80	135.00	Vertical	Vertical	Pass
3049.500	-47.99	6.85	-13.0	-34.99	297.00	Vertical	Vertical	Pass
7871.500	-36.11	17.87	-13.0	-23.11	174.00	Vertical	Vertical	Pass

RSE-V&H EGPRS 850 CH251



Frequency (MHz)	Result (dBm)	Factor (dB)	PK Limit (dBm)	Over Limit (dB)	Table (o)	ANT	EUT	Verdict
37.130	-60.40	-19.95	-13.0	-47.40	203.00	Vertical	Horizontal	Pass
848.874	-36.01	7.31	-13.0	-23.01	313.00	Vertical	Horizontal	N/A
893.785	-56.97	6.89	-13.0	-43.97	318.00	Vertical	Horizontal	N/A
2301.800	-51.81	-0.06	-13.0	-38.81	74.00	Vertical	Horizontal	Pass
3867.000	-44.32	9.84	-13.0	-31.32	272.00	Vertical	Horizontal	Pass
9314.800	-36.01	19.60	-13.0	-23.01	162.00	Vertical	Horizontal	Pass

4 EGPRS 1900

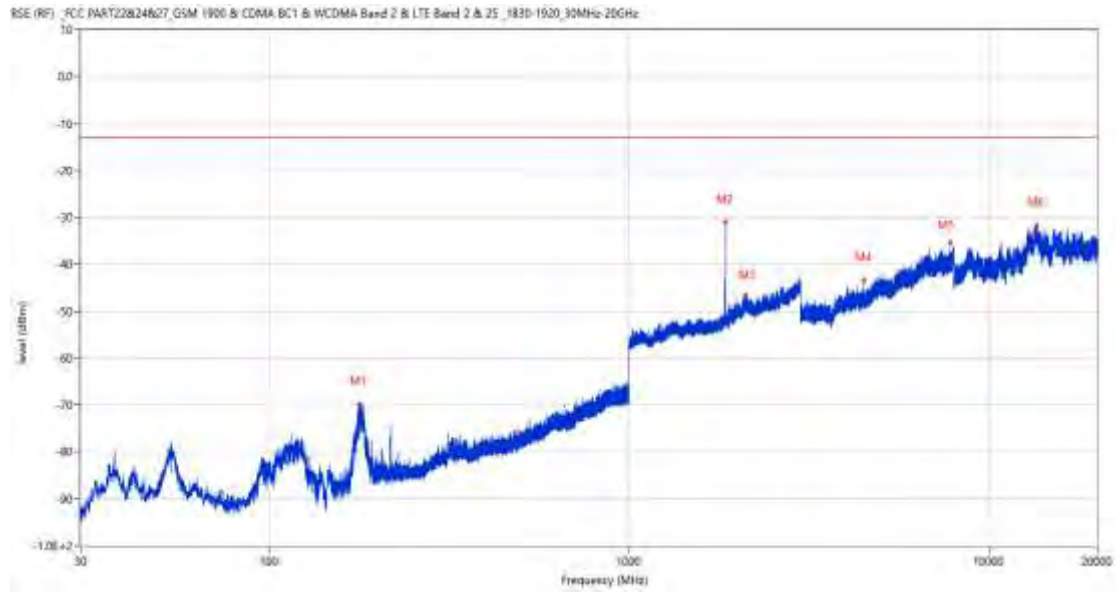
4.1 EGPRS 1900 Low Channel

RSE-H&H EGPRS 1900 CH512



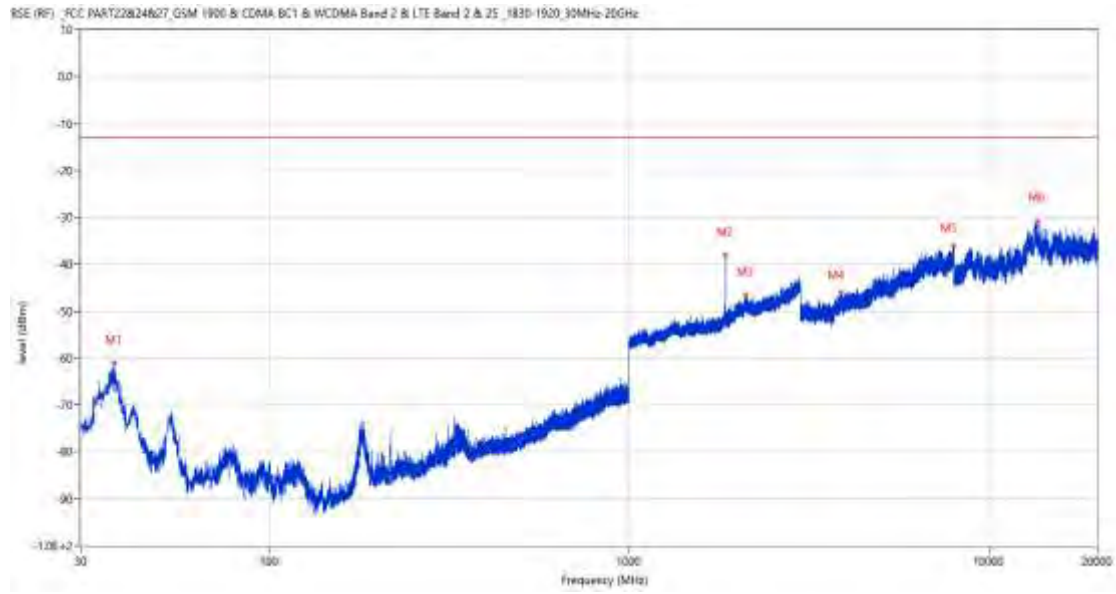
Frequency (MHz)	Result (dBm)	Factor (dB)	PK Limit (dBm)	Over Limit (dB)	Table (o)	ANT	EUT	Verdict
178.604	-69.30	-17.33	-13.0	-56.30	214.00	Horizontal	Horizontal	Pass
1850.800	-36.16	2.54	-13.0	-23.16	115.00	Horizontal	Horizontal	N/A
2663.500	-43.92	9.19	-13.0	-30.92	56.00	Horizontal	Horizontal	Pass
3990.500	-45.72	9.65	-13.0	-32.72	332.00	Horizontal	Horizontal	Pass
7781.000	-35.88	18.22	-13.0	-22.88	250.00	Horizontal	Horizontal	Pass
13571.063	-30.73	25.07	-13.0	-17.73	277.00	Horizontal	Horizontal	Pass

RSE-H&V EGPRS 1900 CH512



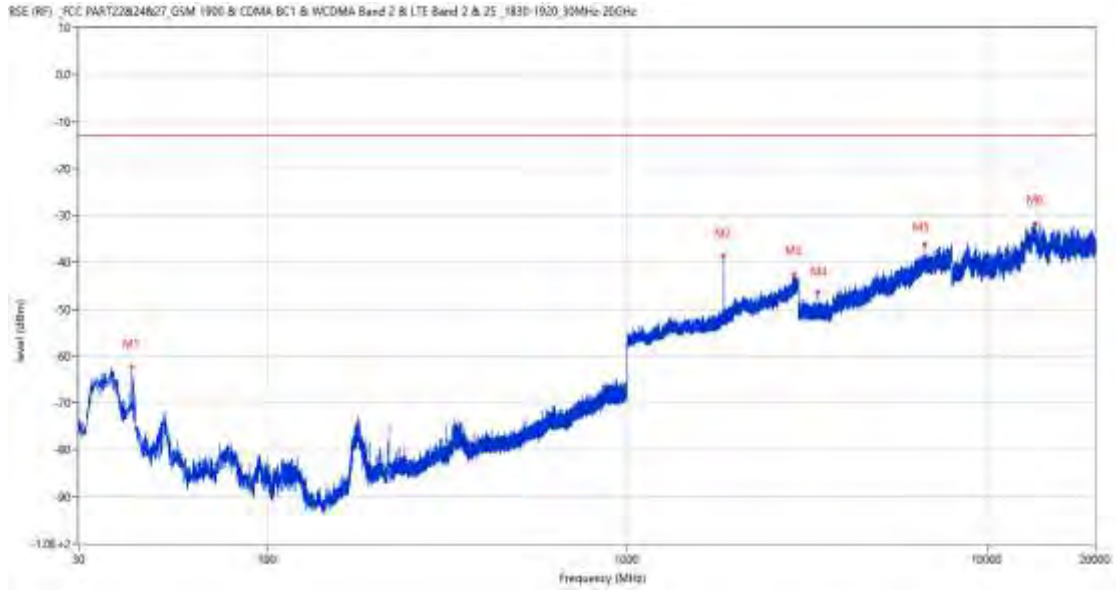
Frequency (MHz)	Result (dBm)	Factor (dB)	PK Limit (dBm)	Over Limit (dB)	Table (o)	ANT	EUT	Verdict
178.022	-69.69	-17.38	-13.0	-56.69	42.00	Horizontal	Vertical	Pass
1850.900	-31.00	2.54	-13.0	-18.00	201.00	Horizontal	Vertical	N/A
2109.700	-46.46	5.97	-13.0	-33.46	323.00	Horizontal	Vertical	Pass
4495.000	-43.43	10.76	-13.0	-30.43	124.00	Horizontal	Vertical	Pass
7792.750	-35.28	18.16	-13.0	-22.28	336.00	Horizontal	Vertical	Pass
13582.300	-31.69	24.99	-13.0	-18.69	338.00	Horizontal	Vertical	Pass

RSE-V&V EGPRS 1900 CH512



Frequency (MHz)	Result (dBm)	Factor (dB)	PK Limit (dBm)	Over Limit (dB)	Table (o)	ANT	EUT	Verdict
37.227	-60.99	-20.79	-13.0	-47.99	106.00	Vertical	Vertical	Pass
1850.800	-38.14	2.54	-13.0	-25.14	204.00	Vertical	Vertical	N/A
2113.300	-46.57	5.84	-13.0	-33.57	352.00	Vertical	Vertical	Pass
3880.750	-45.98	9.38	-13.0	-32.98	145.00	Vertical	Vertical	Pass
7988.750	-36.01	18.35	-13.0	-23.01	145.00	Vertical	Vertical	Pass
13609.487	-30.91	24.86	-13.0	-17.91	324.00	Vertical	Vertical	Pass

RSE-V&H EGPRS 1900 CH512



Frequency (MHz)	Result (dBm)	Factor (dB)	PK Limit (dBm)	Over Limit (dB)	Table (o)	ANT	EUT	Verdict
42.125	-62.35	-17.10	-13.0	-49.35	361.00	Vertical	Horizontal	Pass
1850.900	-38.77	2.54	-13.0	-25.77	72.00	Vertical	Horizontal	N/A
2905.200	-42.65	10.22	-13.0	-29.65	346.00	Vertical	Horizontal	Pass
3389.500	-46.27	6.94	-13.0	-33.27	-1.00	Vertical	Horizontal	Pass
6686.500	-36.21	17.04	-13.0	-23.21	275.00	Vertical	Horizontal	Pass
13622.537	-31.63	24.85	-13.0	-18.63	147.00	Vertical	Horizontal	Pass

4.2 EGPRS 1900 Middle Channel

RSE-H&H EGPRS 1900 CH661



Frequency (MHz)	Result (dBm)	Factor (dB)	PK Limit (dBm)	Over Limit (dB)	Table (o)	ANT	EUT	Verdict
177.100	-70.14	-17.45	-13.0	-57.14	0.00	Horizontal	Horizontal	Pass
1880.800	-34.15	2.77	-13.0	-21.15	116.00	Horizontal	Horizontal	N/A
2973.100	-42.52	11.84	-13.0	-29.52	235.00	Horizontal	Horizontal	Pass
4853.250	-42.67	12.63	-13.0	-29.67	360.00	Horizontal	Horizontal	Pass
7987.250	-36.35	18.31	-13.0	-23.35	249.00	Horizontal	Horizontal	Pass
13389.813	-31.46	24.79	-13.0	-18.46	57.00	Horizontal	Horizontal	Pass

RSE-H&V EGPRS 1900 CH661



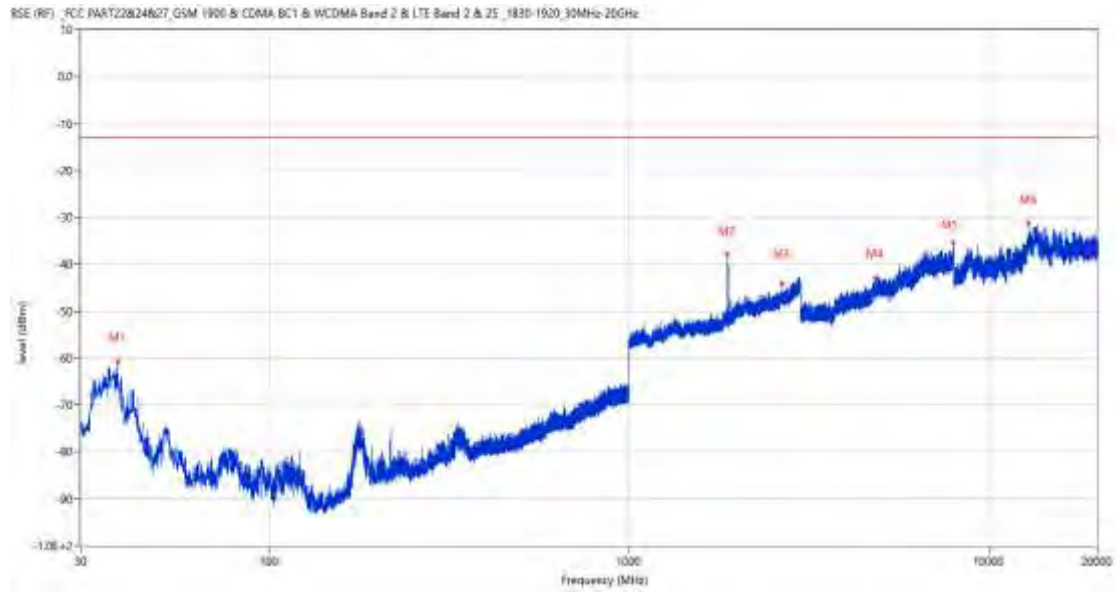
Frequency (MHz)	Result (dBm)	Factor (dB)	PK Limit (dBm)	Over Limit (dB)	Table (o)	ANT	EUT	Verdict
176.858	-69.98	-17.47	-13.0	-56.98	359.00	Horizontal	Vertical	Pass
1880.700	-30.29	2.76	-13.0	-17.29	202.00	Horizontal	Vertical	N/A
1961.100	-46.57	3.38	-13.0	-33.57	148.00	Horizontal	Vertical	N/A
4045.750	-45.28	10.53	-13.0	-32.28	289.00	Horizontal	Vertical	Pass
6443.750	-36.99	16.39	-13.0	-23.99	215.00	Horizontal	Vertical	Pass
13585.200	-31.39	24.97	-13.0	-18.39	345.00	Horizontal	Vertical	Pass

RSE-V&V EGPRS 1900 CH661



Frequency (MHz)	Result (dBm)	Factor (dB)	PK Limit (dBm)	Over Limit (dB)	Table (o)	ANT	EUT	Verdict
36.596	-61.03	-21.27	-13.0	-48.03	36.00	Vertical	Vertical	Pass
1880.800	-36.30	2.77	-13.0	-23.30	197.00	Vertical	Vertical	N/A
2116.000	-45.82	5.47	-13.0	-32.82	346.00	Vertical	Vertical	Pass
4041.000	-45.02	10.10	-13.0	-32.02	80.00	Vertical	Vertical	Pass
7860.000	-35.82	17.93	-13.0	-22.82	184.00	Vertical	Vertical	Pass
13566.349	-29.96	25.11	-13.0	-16.96	104.00	Vertical	Vertical	Pass

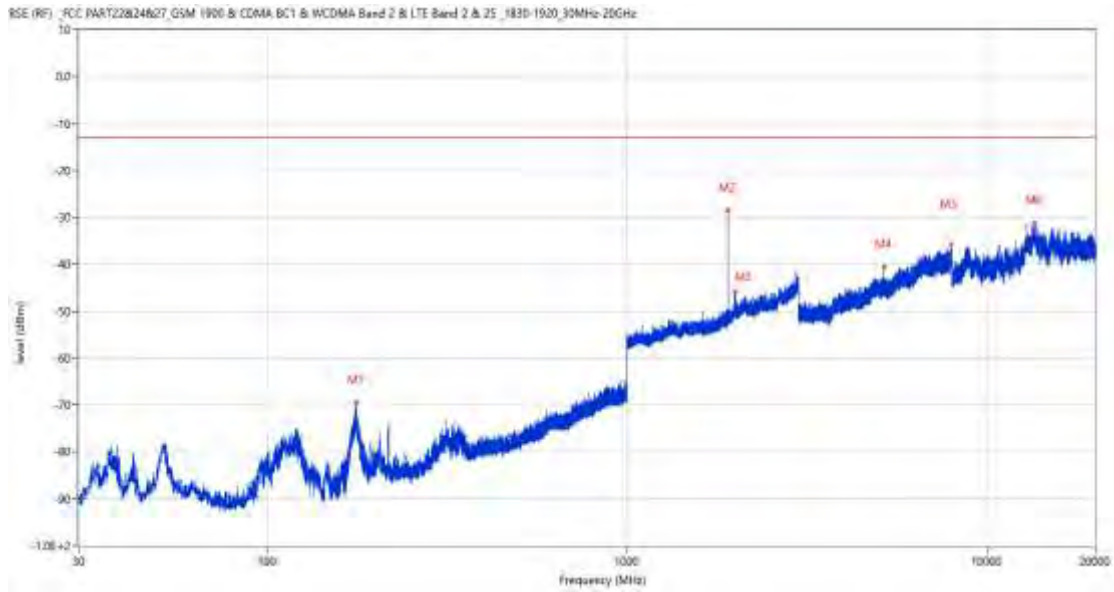
RSE-V&H EGPRS 1900 CH661



Frequency (MHz)	Result (dBm)	Factor (dB)	PK Limit (dBm)	Over Limit (dB)	Table (o)	ANT	EUT	Verdict
37.954	-60.67	-20.65	-13.0	-47.67	12.00	Vertical	Horizontal	Pass
1880.800	-37.79	2.77	-13.0	-24.79	236.00	Vertical	Horizontal	N/A
2661.600	-43.97	8.84	-13.0	-30.97	206.00	Vertical	Horizontal	Pass
4822.750	-42.87	12.77	-13.0	-29.87	103.00	Vertical	Horizontal	Pass
7932.750	-35.44	18.74	-13.0	-22.44	223.00	Vertical	Horizontal	Pass
12897.537	-31.21	23.58	-13.0	-18.21	43.00	Vertical	Horizontal	Pass

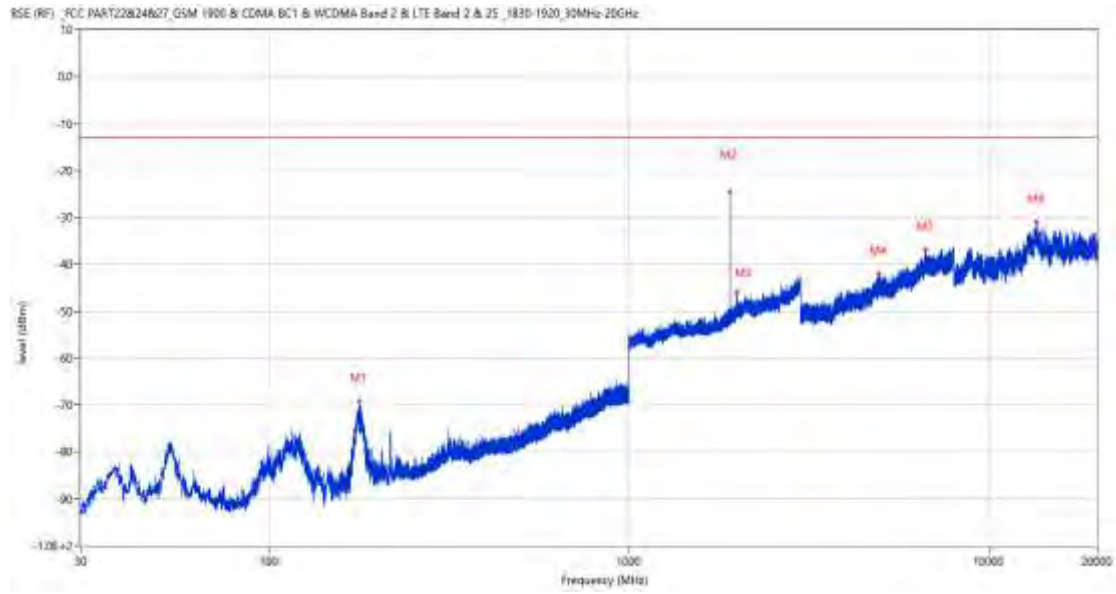
4.3 EGPRS 1900 High Channel

RSE-H&H EGPRS 1900 CH810



Frequency (MHz)	Result (dBm)	Factor (dB)	PK Limit (dBm)	Over Limit (dB)	Table (o)	ANT	EUT	Verdict
176.712	-69.53	-17.49	-13.0	-56.53	208.00	Horizontal	Horizontal	Pass
1910.500	-29.22	3.10	-13.0	-16.22	115.00	Horizontal	Horizontal	N/A
1990.900	-45.86	4.51	-13.0	-32.86	257.00	Horizontal	Horizontal	N/A
5179.000	-40.55	12.26	-13.0	-27.55	90.00	Horizontal	Horizontal	Pass
7931.750	-35.75	18.77	-13.0	-22.75	205.00	Horizontal	Horizontal	Pass
13537.713	-31.18	24.91	-13.0	-18.18	210.00	Horizontal	Horizontal	Pass

RSE-H&V EGPRS 1900 CH810



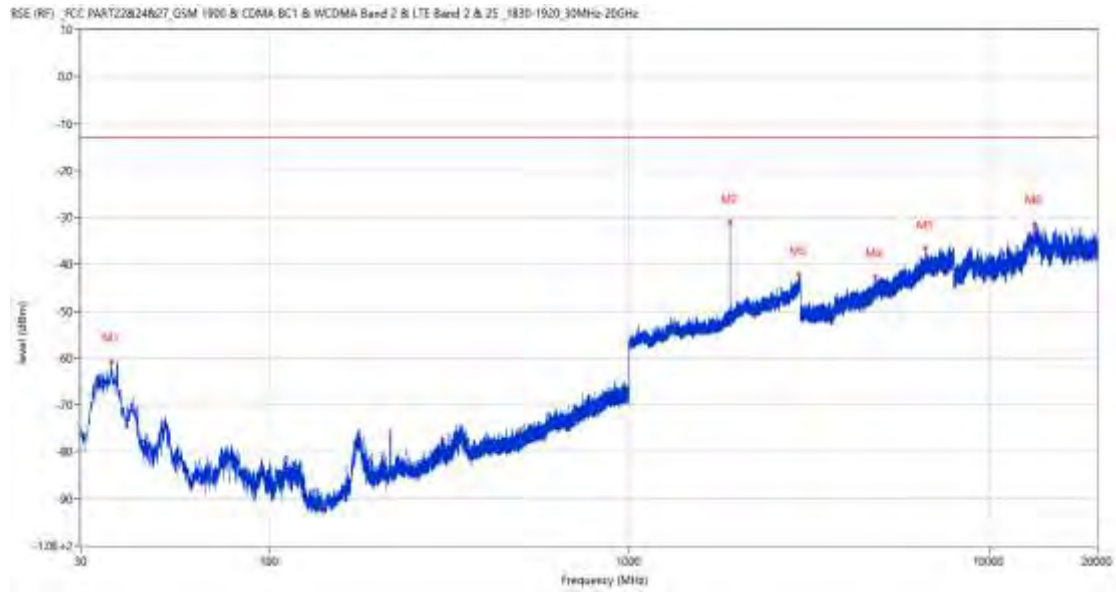
Frequency (MHz)	Result (dBm)	Factor (dB)	PK Limit (dBm)	Over Limit (dB)	Table (o)	ANT	EUT	Verdict
178.022	-69.15	-17.38	-13.0	-56.15	362.00	Horizontal	Vertical	Pass
1910.500	-24.63	3.10	-13.0	-11.63	194.00	Horizontal	Vertical	N/A
1990.600	-45.85	4.55	-13.0	-32.85	252.00	Horizontal	Vertical	N/A
4936.250	-41.99	12.72	-13.0	-28.99	90.00	Horizontal	Vertical	Pass
6680.500	-36.78	16.93	-13.0	-23.78	224.00	Horizontal	Vertical	Pass
13562.362	-30.92	25.13	-13.0	-17.92	303.00	Horizontal	Vertical	Pass

RSE-V&V EGPRS 1900 CH810



Frequency (MHz)	Result (dBm)	Factor (dB)	PK Limit (dBm)	Over Limit (dB)	Table (o)	ANT	EUT	Verdict
37.469	-62.84	-20.71	-13.0	-49.84	154.00	Vertical	Vertical	Pass
1910.400	-31.74	3.10	-13.0	-18.74	207.00	Vertical	Vertical	N/A
2159.200	-46.55	4.91	-13.0	-33.55	87.00	Vertical	Vertical	Pass
4039.500	-45.51	9.96	-13.0	-32.51	248.00	Vertical	Vertical	Pass
7168.250	-36.97	15.77	-13.0	-23.97	122.00	Vertical	Vertical	Pass
17108.699	-31.66	23.64	-13.0	-18.66	73.00	Vertical	Vertical	Pass

RSE-V&H EGPRS 1900 CH810



Frequency (MHz)	Result (dBm)	Factor (dB)	PK Limit (dBm)	Over Limit (dB)	Table (o)	ANT	EUT	Verdict
36.547	-60.83	-21.31	-13.0	-47.83	187.00	Vertical	Horizontal	Pass
1910.600	-30.94	3.10	-13.0	-17.94	52.00	Vertical	Horizontal	N/A
2962.500	-42.19	11.28	-13.0	-29.19	0.00	Vertical	Horizontal	Pass
4836.250	-42.68	12.44	-13.0	-29.68	320.00	Vertical	Horizontal	Pass
6678.500	-36.62	16.76	-13.0	-23.62	164.00	Vertical	Horizontal	Pass
13369.150	-31.35	24.66	-13.0	-18.35	237.00	Vertical	Horizontal	Pass

WCDMA

5 WCDMA Band 2

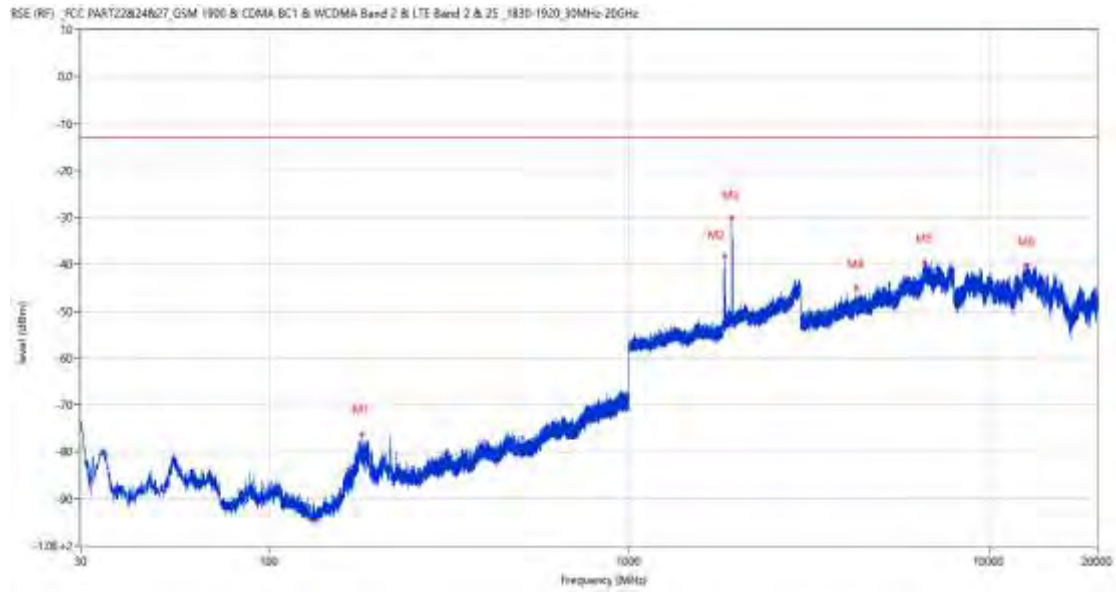
5.1 WCDMA Band 2 Low Channel

RSE-H&H WCDMA Band 2 CH9262



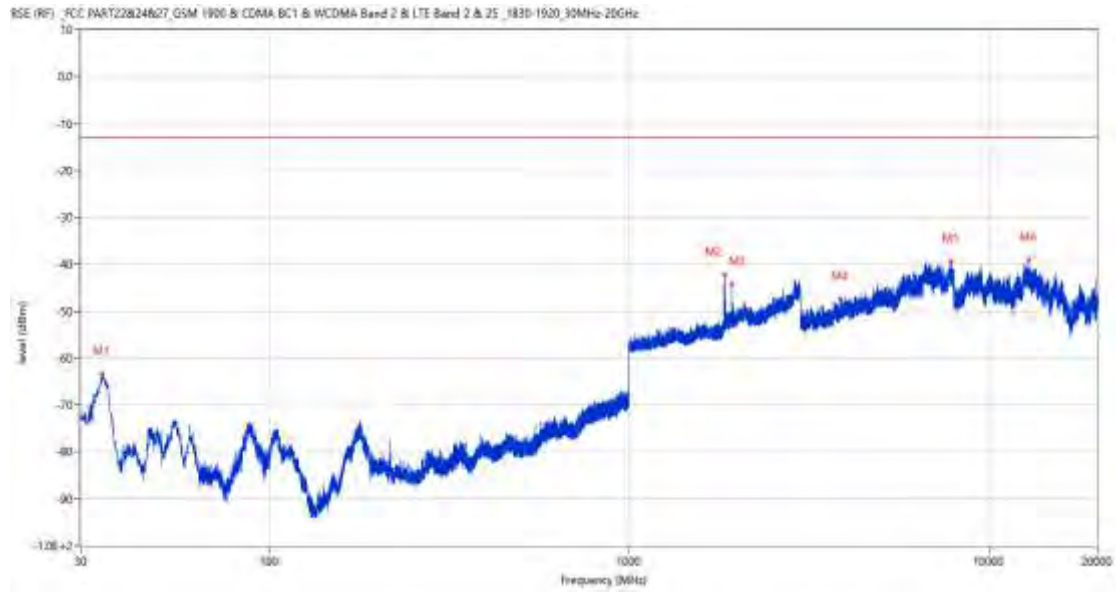
Frequency (MHz)	Result (dBm)	Factor (dB)	PK Limit (dBm)	Over Limit (dB)	Table (o)	ANT	EUT	Verdict
216.288	-73.21	-16.56	-13.0	-60.21	93.00	Horizontal	Horizontal	Pass
1091.500	-55.20	-1.46	-13.0	-42.20	131.00	Horizontal	Horizontal	Pass
1932.100	-32.05	3.18	-13.0	-19.05	142.00	Horizontal	Horizontal	N/A
4133.750	-46.73	8.44	-13.0	-33.73	0.00	Horizontal	Horizontal	Pass
6628.500	-39.56	14.83	-13.0	-26.56	360.00	Horizontal	Horizontal	Pass
12830.474	-38.81	15.52	-13.0	-25.81	247.00	Horizontal	Horizontal	Pass

RSE-H&V WCDMA Band 2 CH9262



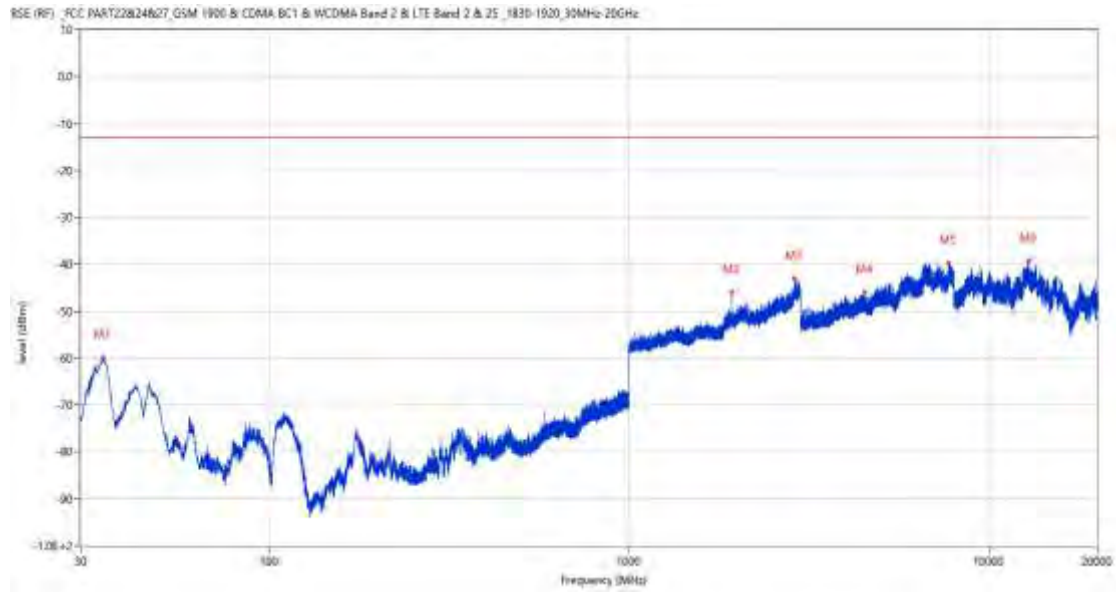
Frequency (MHz)	Result (dBm)	Factor (dB)	PK Limit (dBm)	Over Limit (dB)	Table (o)	ANT	EUT	Verdict
180.932	-76.07	-17.84	-13.0	-63.07	60.00	Horizontal	Vertical	Pass
1839.900	-38.35	2.32	-13.0	-25.35	172.00	Horizontal	Vertical	N/A
1932.400	-30.26	3.19	-13.0	-17.26	154.00	Horizontal	Vertical	N/A
4259.750	-44.93	8.91	-13.0	-31.93	259.00	Horizontal	Vertical	Pass
6647.000	-39.57	15.27	-13.0	-26.57	238.00	Horizontal	Vertical	Pass
12739.313	-40.19	16.12	-13.0	-27.19	200.00	Horizontal	Vertical	Pass

RSE-V&V WCDMA Band 2 CH9262



Frequency (MHz)	Result (dBm)	Factor (dB)	PK Limit (dBm)	Over Limit (dB)	Table (o)	ANT	EUT	Verdict
34.365	-63.27	-23.10	-13.0	-50.27	94.00	Vertical	Vertical	Pass
1840.400	-42.31	2.33	-13.0	-29.31	339.00	Vertical	Vertical	N/A
1933.900	-44.19	3.05	-13.0	-31.19	76.00	Vertical	Vertical	N/A
3866.750	-47.31	8.69	-13.0	-34.31	7.00	Vertical	Vertical	Pass
7865.000	-39.38	14.45	-13.0	-26.38	312.00	Vertical	Vertical	Pass
12903.700	-39.14	16.66	-13.0	-26.14	308.00	Vertical	Vertical	Pass

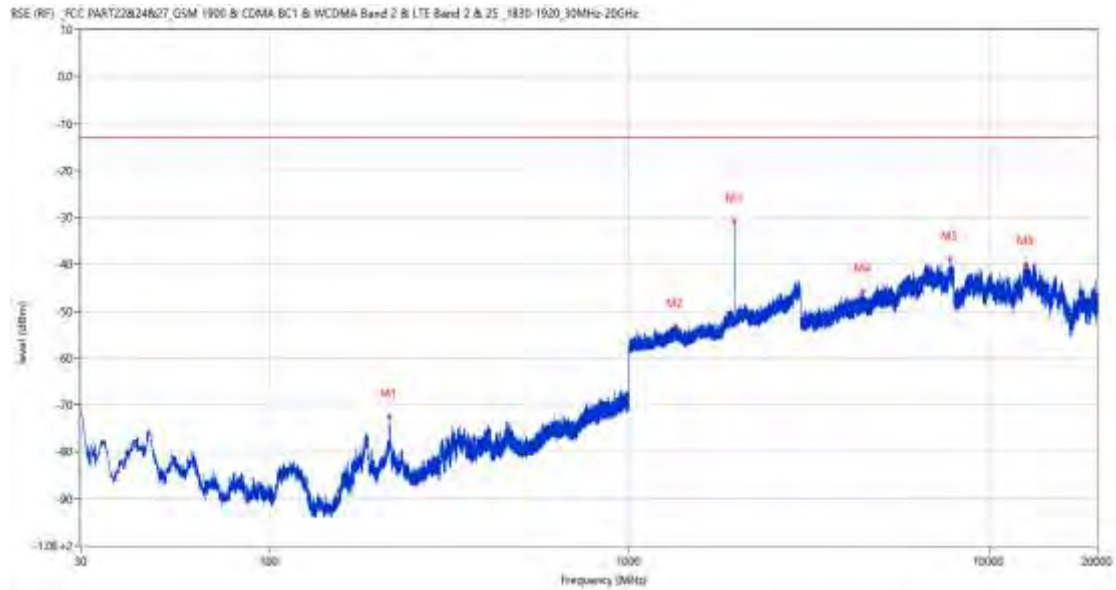
RSE-V&H WCDMA Band 2 CH9262



Frequency (MHz)	Result (dBm)	Factor (dB)	PK Limit (dBm)	Over Limit (dB)	Table (o)	ANT	EUT	Verdict
34.608	-59.89	-23.04	-13.0	-46.89	87.00	Vertical	Horizontal	Pass
1934.300	-45.97	2.99	-13.0	-32.97	78.00	Vertical	Horizontal	N/A
2884.600	-43.08	10.97	-13.0	-30.08	29.00	Vertical	Horizontal	Pass
4509.750	-45.86	9.99	-13.0	-32.86	337.00	Vertical	Horizontal	Pass
7734.250	-39.72	14.19	-13.0	-26.72	102.00	Vertical	Horizontal	Pass
12893.550	-39.28	16.58	-13.0	-26.28	183.00	Vertical	Horizontal	Pass

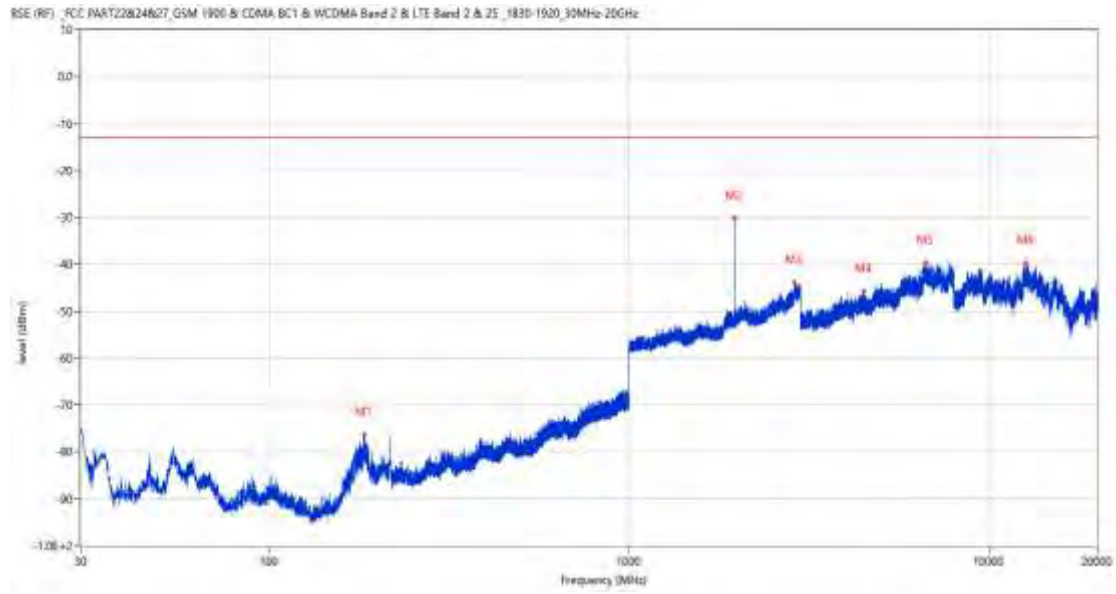
5.2 WCDMA Band 2 Middle Channel

RSE-H&H WCDMA Band 2 CH9400



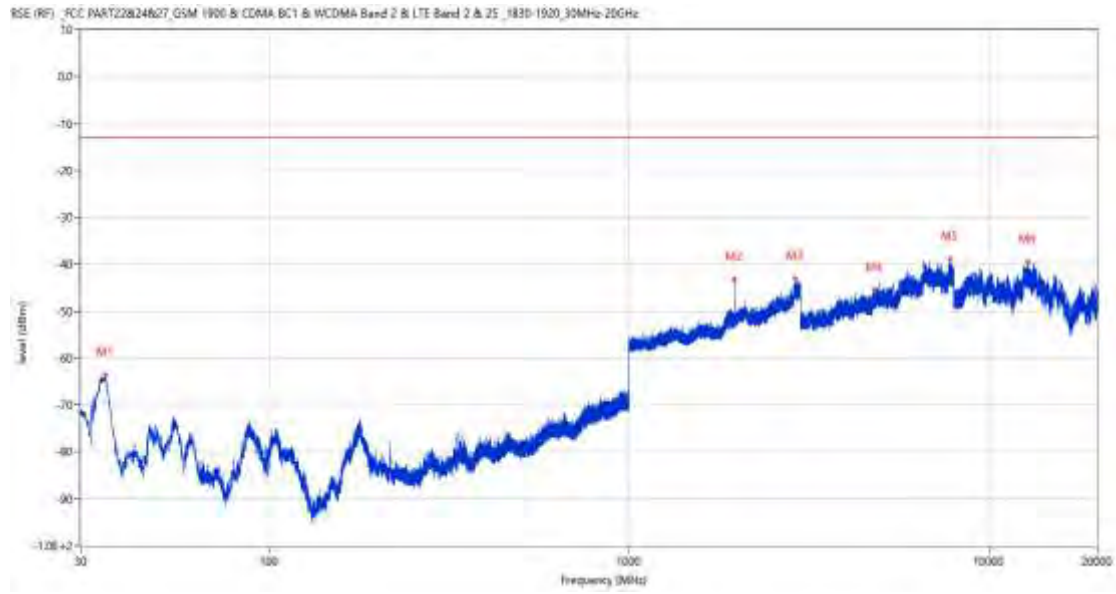
Frequency (MHz)	Result (dBm)	Factor (dB)	PK Limit (dBm)	Over Limit (dB)	Table (o)	ANT	EUT	Verdict
215.658	-72.50	-16.58	-13.0	-59.50	61.00	Horizontal	Horizontal	Pass
1347.200	-53.20	-0.18	-13.0	-40.20	51.00	Horizontal	Horizontal	Pass
1960.900	-30.82	2.80	-13.0	-17.82	142.00	Horizontal	Horizontal	N/A
4459.750	-45.67	9.97	-13.0	-32.67	353.00	Horizontal	Horizontal	Pass
7809.250	-38.84	16.22	-13.0	-25.84	57.00	Horizontal	Horizontal	Pass
12661.650	-39.88	15.87	-13.0	-26.88	112.00	Horizontal	Horizontal	Pass

RSE-H&V WCDMA Band 2 CH9400



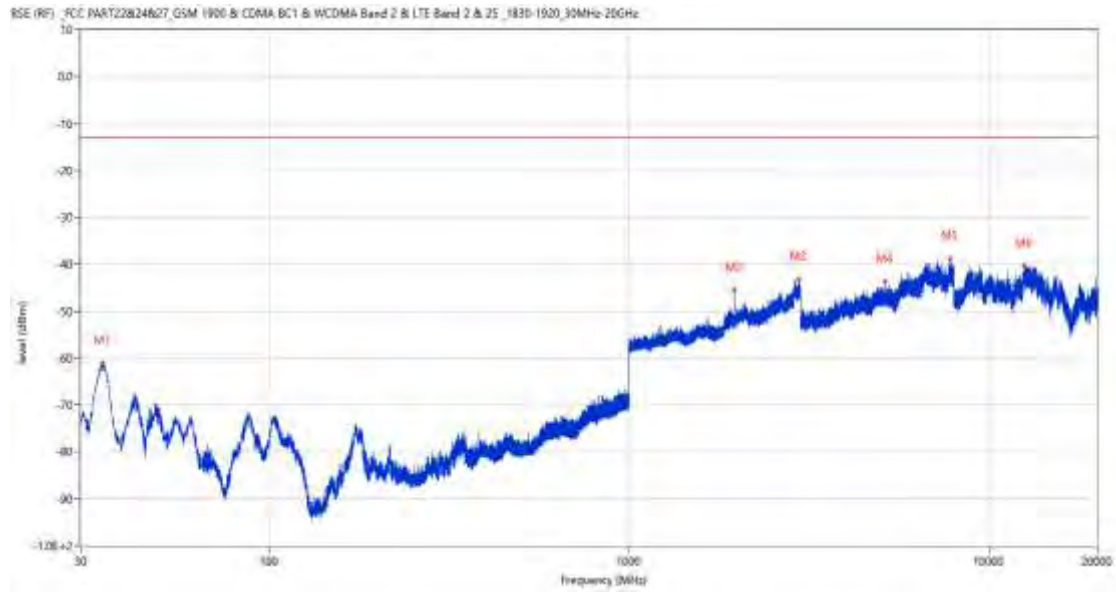
Frequency (MHz)	Result (dBm)	Factor (dB)	PK Limit (dBm)	Over Limit (dB)	Table (o)	ANT	EUT	Verdict
184.424	-76.39	-17.11	-13.0	-63.39	64.00	Horizontal	Vertical	Pass
1959.800	-30.17	2.77	-13.0	-17.17	142.00	Horizontal	Vertical	N/A
2882.400	-43.85	10.70	-13.0	-30.85	254.00	Horizontal	Vertical	Pass
4504.250	-45.81	9.91	-13.0	-32.81	197.00	Horizontal	Vertical	Pass
6649.000	-39.68	15.18	-13.0	-26.68	176.00	Horizontal	Vertical	Pass
12660.463	-39.74	15.85	-13.0	-26.74	335.00	Horizontal	Vertical	Pass

RSE-V&V WCDMA Band 2 CH9400



Frequency (MHz)	Result (dBm)	Factor (dB)	PK Limit (dBm)	Over Limit (dB)	Table (o)	ANT	EUT	Verdict
35.044	-63.52	-22.93	-13.0	-50.52	83.00	Vertical	Vertical	Pass
1959.800	-43.29	2.77	-13.0	-30.29	81.00	Vertical	Vertical	N/A
2893.500	-43.00	11.93	-13.0	-30.00	276.00	Vertical	Vertical	Pass
4798.750	-45.54	10.01	-13.0	-32.54	80.00	Vertical	Vertical	Pass
7801.750	-38.83	15.84	-13.0	-25.83	227.00	Vertical	Vertical	Pass
12779.725	-39.47	15.89	-13.0	-26.47	279.00	Vertical	Vertical	Pass

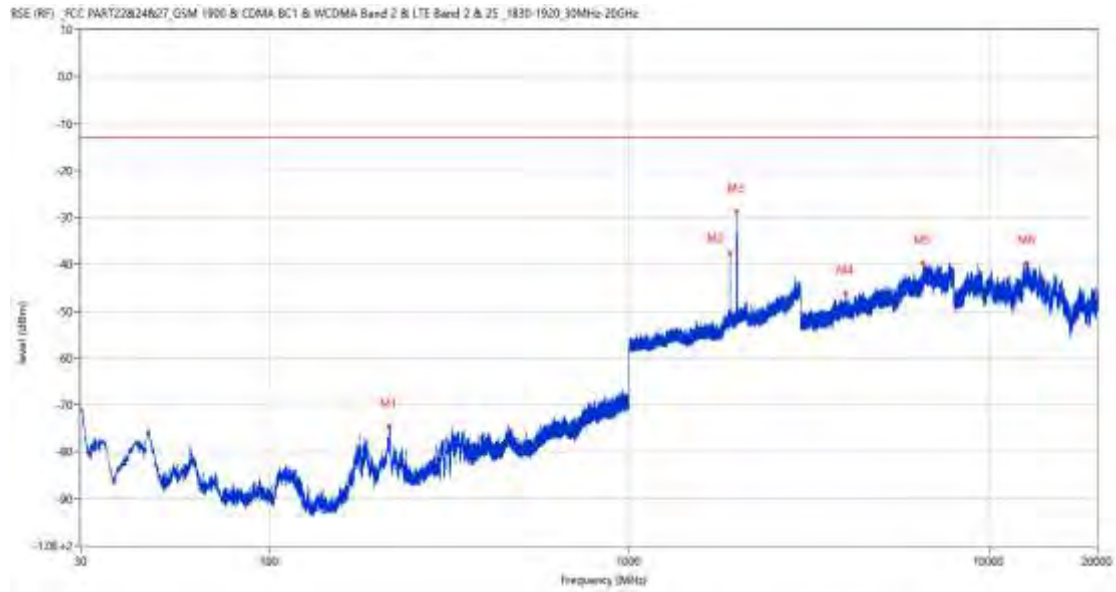
RSE-V&H WCDMA Band 2 CH9400



Frequency (MHz)	Result (dBm)	Factor (dB)	PK Limit (dBm)	Over Limit (dB)	Table (o)	ANT	EUT	Verdict
34.608	-61.06	-23.04	-13.0	-48.06	58.00	Vertical	Horizontal	Pass
1960.600	-45.47	2.80	-13.0	-32.47	77.00	Vertical	Horizontal	N/A
2966.300	-43.21	11.94	-13.0	-30.21	188.00	Vertical	Horizontal	Pass
5147.750	-43.64	11.06	-13.0	-30.64	360.00	Vertical	Horizontal	Pass
7813.500	-38.90	16.25	-13.0	-25.90	343.00	Vertical	Horizontal	Pass
12505.375	-40.41	15.55	-13.0	-27.41	54.00	Vertical	Horizontal	Pass

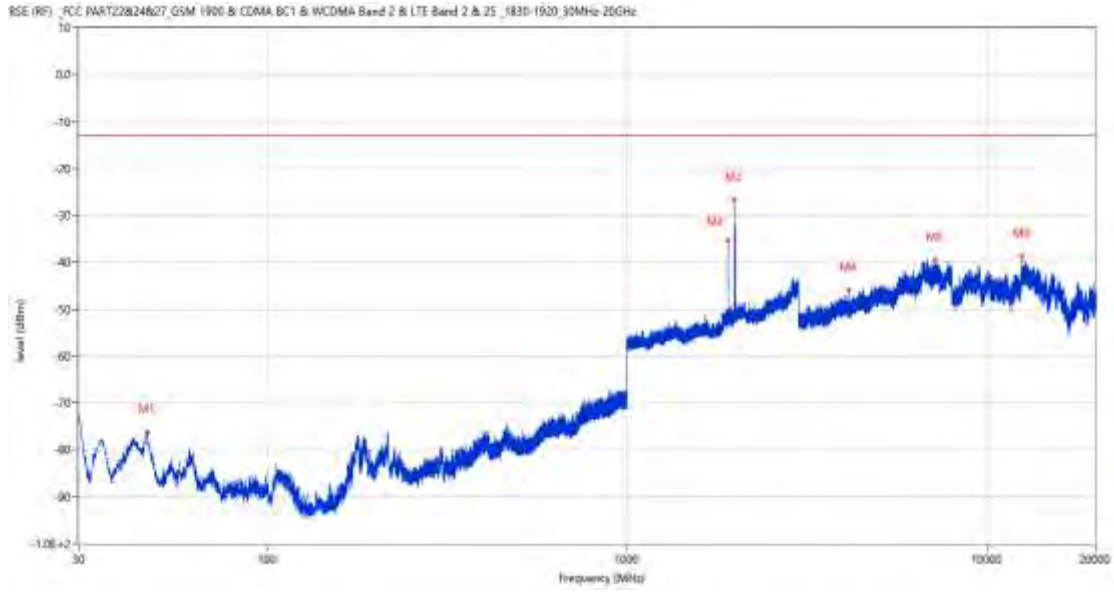
5.3 WCDMA Band 2 High Channel

RSE-H&H WCDMA Band 2 CH9538



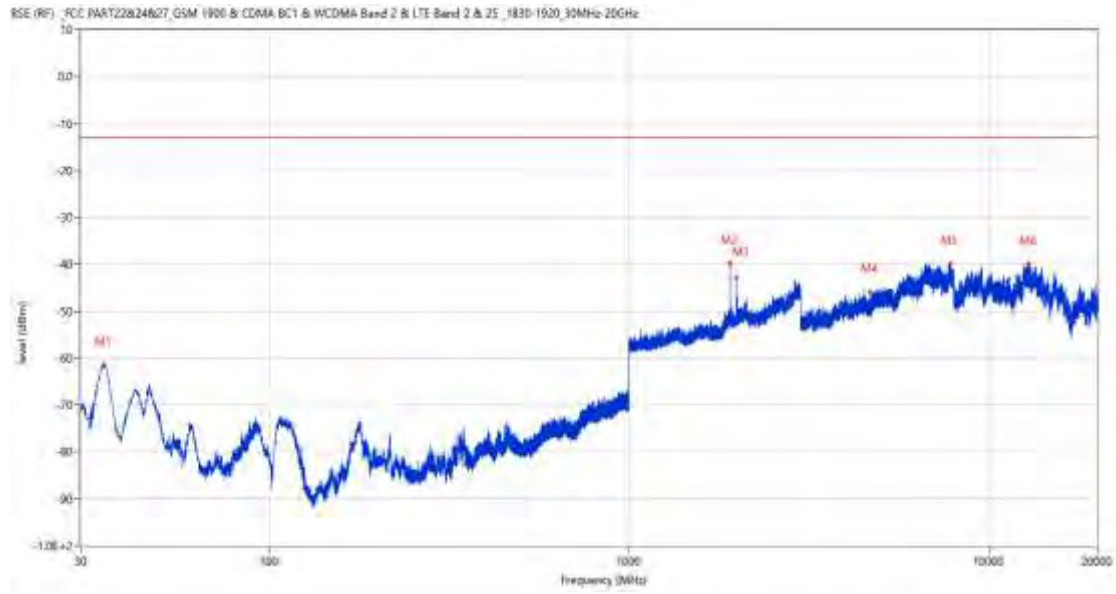
Frequency (MHz)	Result (dBm)	Factor (dB)	PK Limit (dBm)	Over Limit (dB)	Table (o)	ANT	EUT	Verdict
216.143	-74.49	-16.54	-13.0	-61.49	44.00	Horizontal	Horizontal	Pass
1909.600	-37.72	3.13	-13.0	-24.72	146.00	Horizontal	Horizontal	N/A
1988.800	-28.81	2.92	-13.0	-15.81	140.00	Horizontal	Horizontal	N/A
3983.250	-46.06	9.28	-13.0	-33.06	251.00	Horizontal	Horizontal	Pass
6565.750	-39.80	13.87	-13.0	-26.80	272.00	Horizontal	Horizontal	Pass
12726.487	-39.75	16.25	-13.0	-26.75	221.00	Horizontal	Horizontal	Pass

RSE-H&V WCDMA Band 2 CH9538



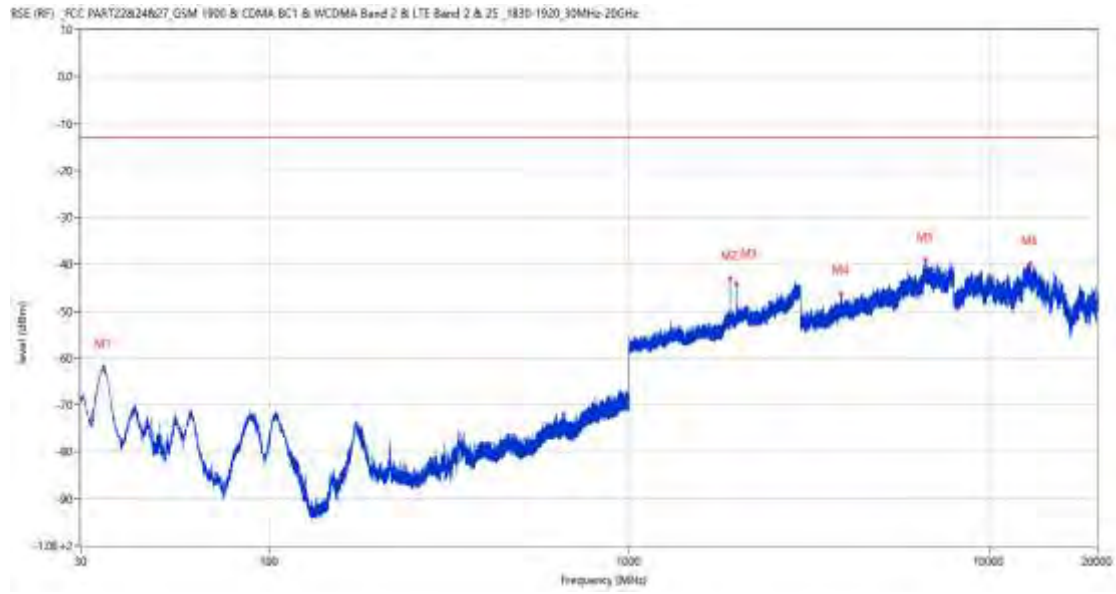
Frequency (MHz)	Result (dBm)	Factor (dB)	PK Limit (dBm)	Over Limit (dB)	Table (o)	ANT	EUT	Verdict
46.441	-76.21	-16.16	-13.0	-63.21	200.00	Horizontal	Vertical	Pass
1909.600	-35.32	3.13	-13.0	-22.32	155.00	Horizontal	Vertical	N/A
1988.800	-26.67	2.92	-13.0	-13.67	142.00	Horizontal	Vertical	N/A
4134.500	-45.87	8.30	-13.0	-32.87	90.00	Horizontal	Vertical	Pass
7176.500	-39.49	14.46	-13.0	-26.49	101.00	Horizontal	Vertical	Pass
12506.087	-38.70	15.54	-13.0	-25.70	69.00	Horizontal	Vertical	Pass

RSE-V&V WCDMA Band 2 CH9538



Frequency (MHz)	Result (dBm)	Factor (dB)	PK Limit (dBm)	Over Limit (dB)	Table (o)	ANT	EUT	Verdict
34.656	-61.45	-23.03	-13.0	-48.45	85.00	Vertical	Vertical	Pass
1909.600	-39.73	3.13	-13.0	-26.73	119.00	Vertical	Vertical	N/A
1988.000	-42.79	2.91	-13.0	-29.79	71.00	Vertical	Vertical	N/A
4664.250	-45.83	9.13	-13.0	-32.83	311.00	Vertical	Vertical	Pass
7810.500	-39.95	16.28	-13.0	-26.95	132.00	Vertical	Vertical	Pass
12907.688	-40.01	16.56	-13.0	-27.01	333.00	Vertical	Vertical	Pass

RSE-V&H WCDMA Band 2 CH9538

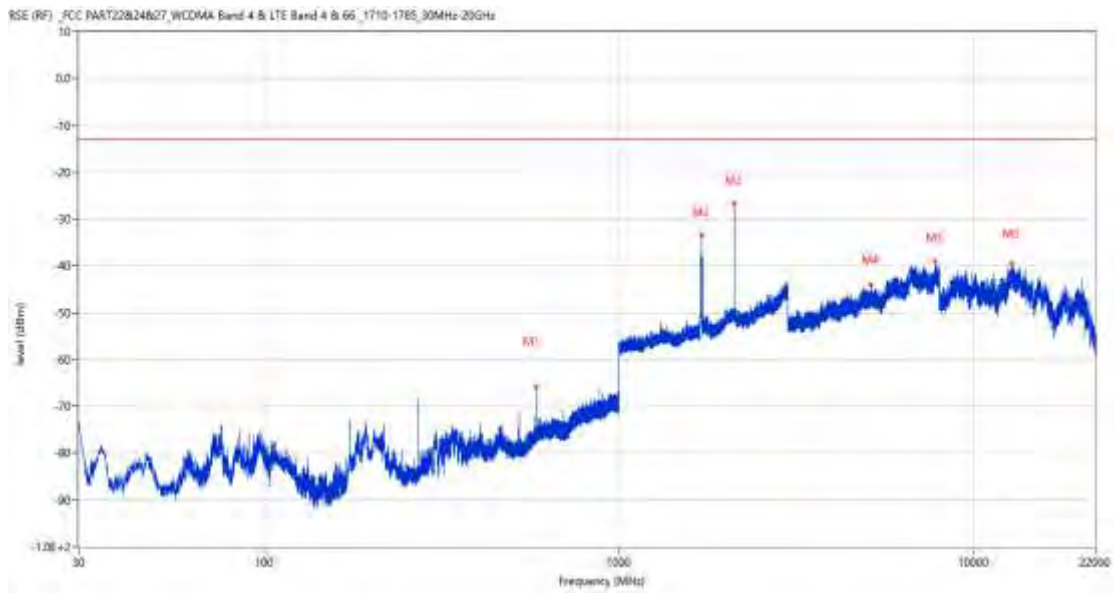


Frequency (MHz)	Result (dBm)	Factor (dB)	PK Limit (dBm)	Over Limit (dB)	Table (o)	ANT	EUT	Verdict
34.705	-61.99	-23.02	-13.0	-48.99	79.00	Vertical	Horizontal	Pass
1909.400	-43.00	3.13	-13.0	-30.00	309.00	Vertical	Horizontal	N/A
1988.000	-44.34	2.91	-13.0	-31.34	76.00	Vertical	Horizontal	N/A
3880.250	-46.37	9.02	-13.0	-33.37	204.00	Vertical	Horizontal	Pass
6664.750	-39.17	14.69	-13.0	-26.17	360.00	Vertical	Horizontal	Pass
13048.337	-39.97	15.35	-13.0	-26.97	360.00	Vertical	Horizontal	Pass

6 WCDMA Band 4

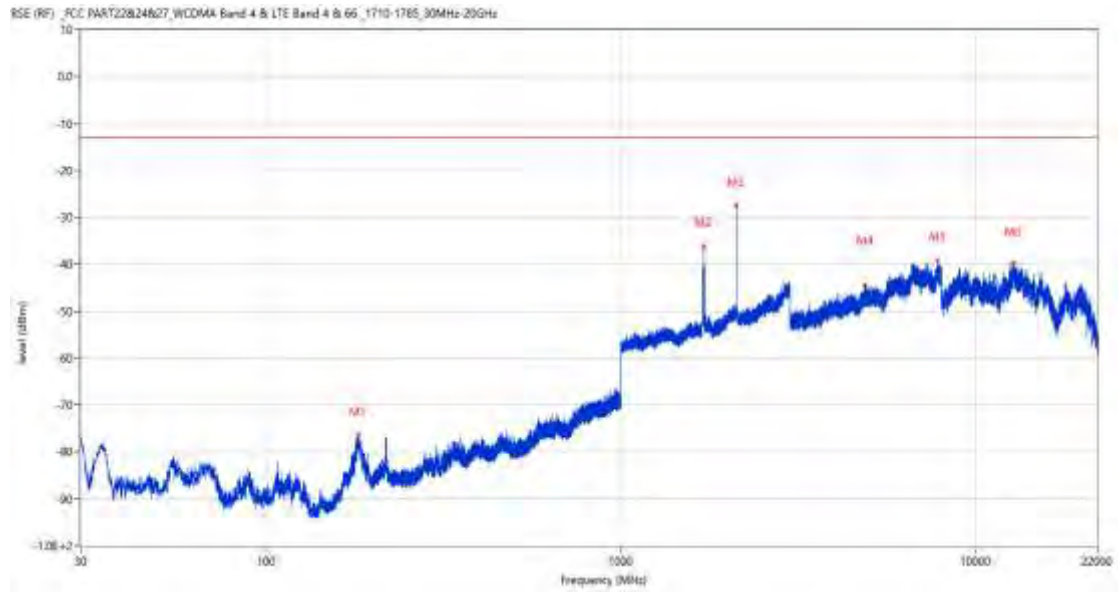
6.1 WCDMA Band 4 Low Channel

RSE-H&H WCDMA Band 4 CH1312



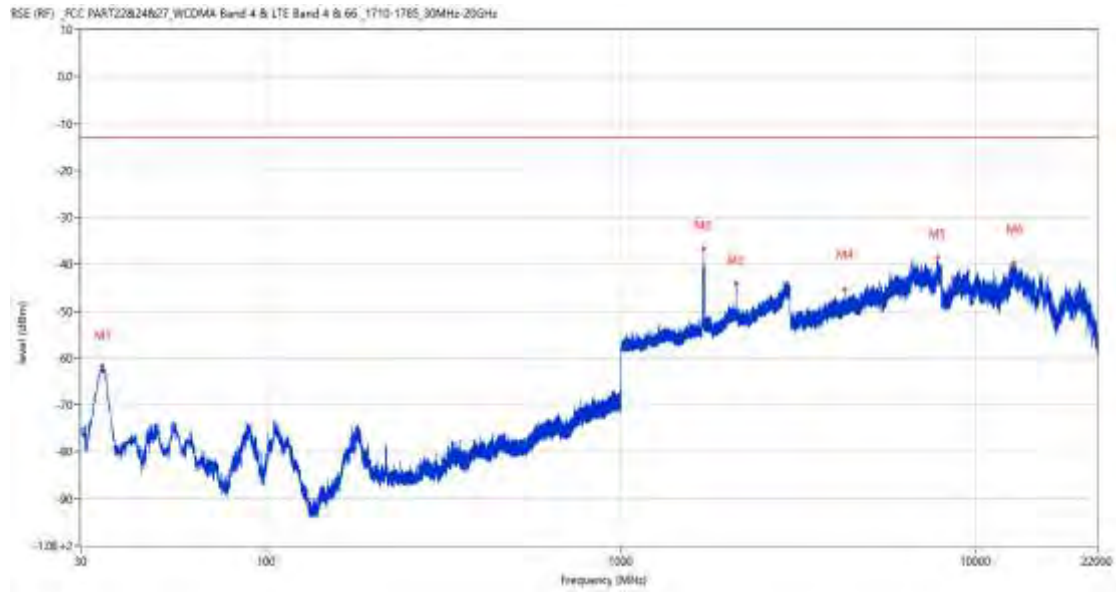
Frequency (MHz)	Result (dBm)	Factor (dB)	PK Limit (dBm)	Over Limit (dB)	Table (o)	ANT	EUT	Verdict
581.736	-65.79	-5.68	-13.0	-52.79	0.00	Horizontal	Horizontal	Pass
1711.900	-33.43	1.98	-13.0	-20.43	317.00	Horizontal	Horizontal	N/A
2114.100	-26.66	4.68	-13.0	-13.66	122.00	Horizontal	Horizontal	N/A
5119.500	-44.10	10.78	-13.0	-31.10	291.00	Horizontal	Horizontal	Pass
7786.000	-38.94	15.52	-13.0	-25.94	228.00	Horizontal	Horizontal	Pass
12750.925	-39.48	16.00	-13.0	-26.48	270.00	Horizontal	Horizontal	Pass

RSE-H&V WCDMA Band 4 CH1312



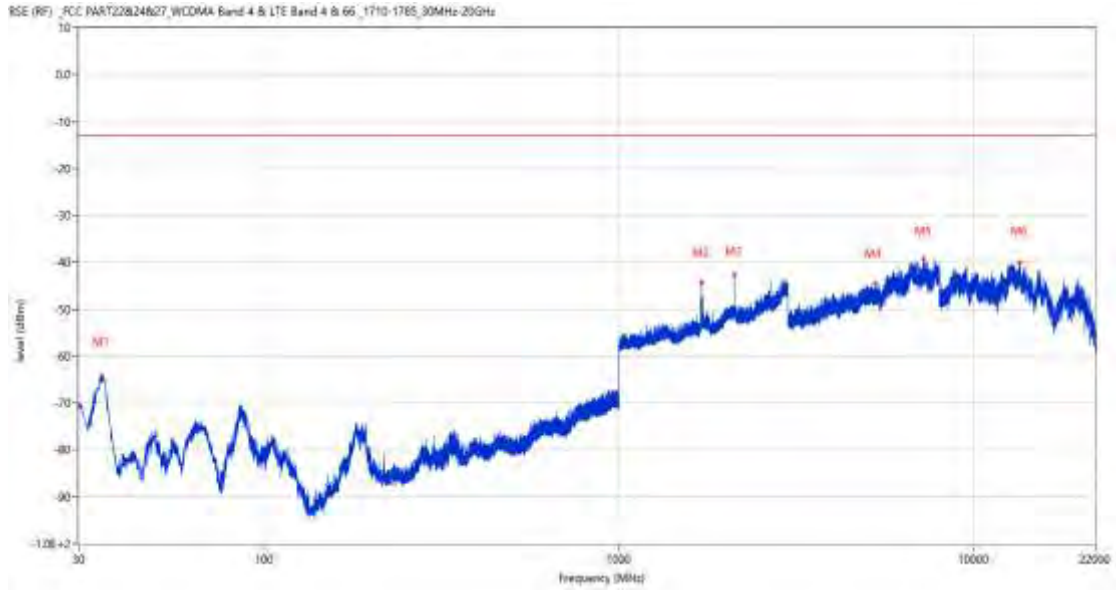
Frequency (MHz)	Result (dBm)	Factor (dB)	PK Limit (dBm)	Over Limit (dB)	Table (o)	ANT	EUT	Verdict
181.466	-76.43	-17.75	-13.0	-63.43	360.00	Horizontal	Vertical	Pass
1712.200	-36.09	1.98	-13.0	-23.09	349.00	Horizontal	Vertical	N/A
2111.600	-27.55	4.62	-13.0	-14.55	146.00	Horizontal	Vertical	N/A
4850.000	-44.56	10.02	-13.0	-31.56	110.00	Horizontal	Vertical	Pass
7799.500	-39.15	15.92	-13.0	-26.15	0.00	Horizontal	Vertical	Pass
12811.050	-39.76	15.71	-13.0	-26.76	148.00	Horizontal	Vertical	Pass

RSE-V&V WCDMA Band 4 CH1312



Frequency (MHz)	Result (dBm)	Factor (dB)	PK Limit (dBm)	Over Limit (dB)	Table (o)	ANT	EUT	Verdict
34.365	-61.71	-23.10	-13.0	-48.71	102.00	Vertical	Vertical	Pass
1711.900	-36.63	1.98	-13.0	-23.63	88.00	Vertical	Vertical	N/A
2113.100	-44.09	4.63	-13.0	-31.09	107.00	Vertical	Vertical	N/A
4260.500	-45.27	8.88	-13.0	-32.27	293.00	Vertical	Vertical	Pass
7812.000	-38.46	16.35	-13.0	-25.46	59.00	Vertical	Vertical	Pass
12748.100	-39.70	16.02	-13.0	-26.70	344.00	Vertical	Vertical	Pass

RSE-V&H WCDMA Band 4 CH1312



Frequency (MHz)	Result (dBm)	Factor (dB)	PK Limit (dBm)	Over Limit (dB)	Table (o)	ANT	EUT	Verdict
34.898	-64.09	-22.98	-13.0	-51.09	82.00	Vertical	Horizontal	Pass
1712.100	-44.32	1.98	-13.0	-31.32	360.00	Vertical	Horizontal	N/A
2113.800	-42.57	4.67	-13.0	-29.57	32.00	Vertical	Horizontal	N/A
5275.250	-44.52	10.31	-13.0	-31.52	312.00	Vertical	Horizontal	Pass
7196.250	-39.35	14.78	-13.0	-26.35	270.00	Vertical	Horizontal	Pass
13444.675	-40.07	16.08	-13.0	-27.07	347.00	Vertical	Horizontal	Pass

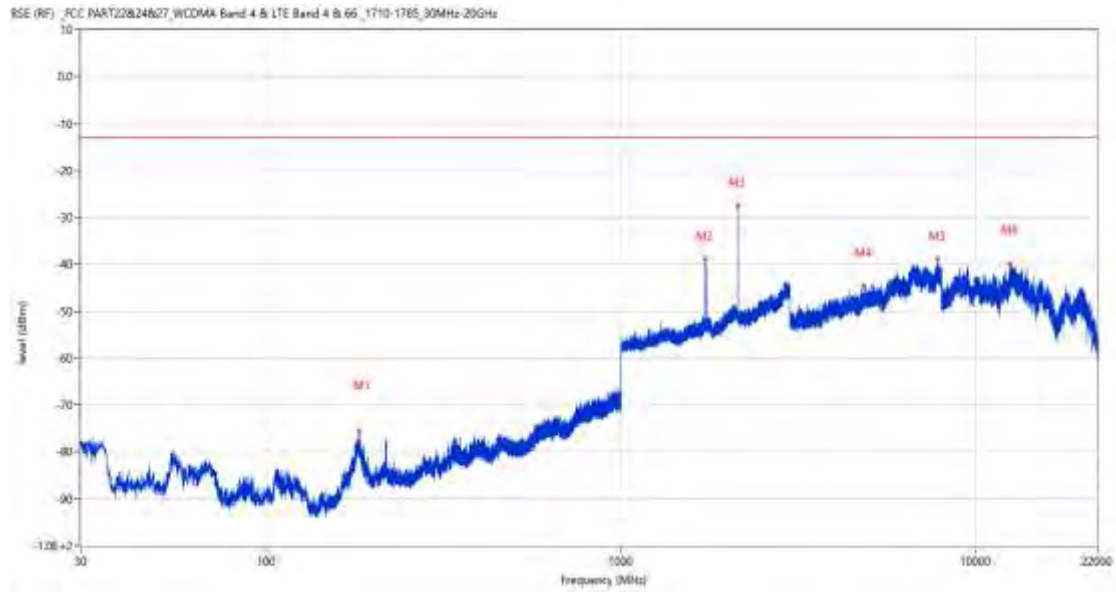
6.2 WCDMA Band 4 Middle Channel

RSE-H&H WCDMA Band 4 CH1413



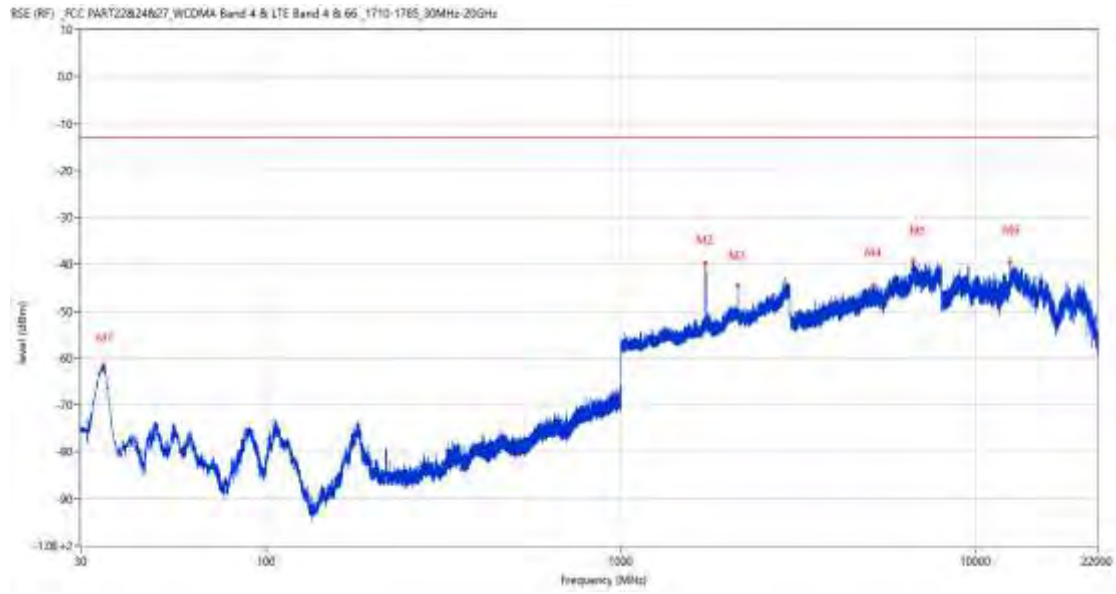
Frequency (MHz)	Result (dBm)	Factor (dB)	PK Limit (dBm)	Over Limit (dB)	Table (o)	ANT	EUT	Verdict
621.118	-72.34	-4.50	-13.0	-59.34	334.00	Horizontal	Horizontal	Pass
1732.200	-37.13	2.02	-13.0	-24.13	360.00	Horizontal	Horizontal	N/A
2133.500	-27.02	3.95	-13.0	-14.02	134.00	Horizontal	Horizontal	N/A
4437.250	-44.69	9.63	-13.0	-31.69	66.00	Horizontal	Horizontal	Pass
6643.000	-38.32	15.15	-13.0	-25.32	66.00	Horizontal	Horizontal	Pass
12661.412	-38.20	15.87	-13.0	-25.20	93.00	Horizontal	Horizontal	Pass

RSE-H&V WCDMA Band 4 CH1413



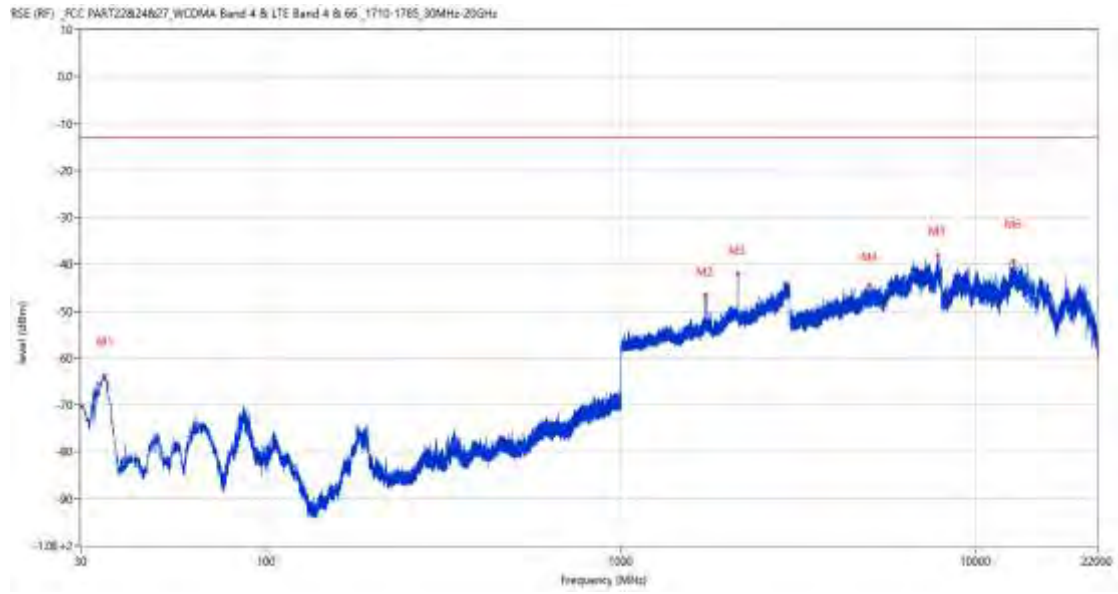
Frequency (MHz)	Result (dBm)	Factor (dB)	PK Limit (dBm)	Over Limit (dB)	Table (o)	ANT	EUT	Verdict
182.872	-75.50	-17.43	-13.0	-62.50	362.00	Horizontal	Vertical	Pass
1732.400	-38.99	2.02	-13.0	-25.99	353.00	Horizontal	Vertical	N/A
2132.400	-27.59	3.96	-13.0	-14.59	135.00	Horizontal	Vertical	N/A
4836.500	-44.50	10.10	-13.0	-31.50	298.00	Horizontal	Vertical	Pass
7809.500	-38.87	16.24	-13.0	-25.87	133.00	Horizontal	Vertical	Pass
12498.962	-39.93	15.63	-13.0	-26.93	360.00	Horizontal	Vertical	Pass

RSE-V&V WCDMA Band 4 CH1413



Frequency (MHz)	Result (dBm)	Factor (dB)	PK Limit (dBm)	Over Limit (dB)	Table (o)	ANT	EUT	Verdict
34.753	-61.53	-23.01	-13.0	-48.53	93.00	Vertical	Vertical	Pass
1732.300	-39.76	2.02	-13.0	-26.76	88.00	Vertical	Vertical	N/A
2133.600	-44.47	3.95	-13.0	-31.47	137.00	Vertical	Vertical	N/A
5144.000	-44.50	11.09	-13.0	-31.50	91.00	Vertical	Vertical	Pass
6650.000	-39.40	15.12	-13.0	-26.40	239.00	Vertical	Vertical	Pass
12526.987	-39.60	15.11	-13.0	-26.60	192.00	Vertical	Vertical	Pass

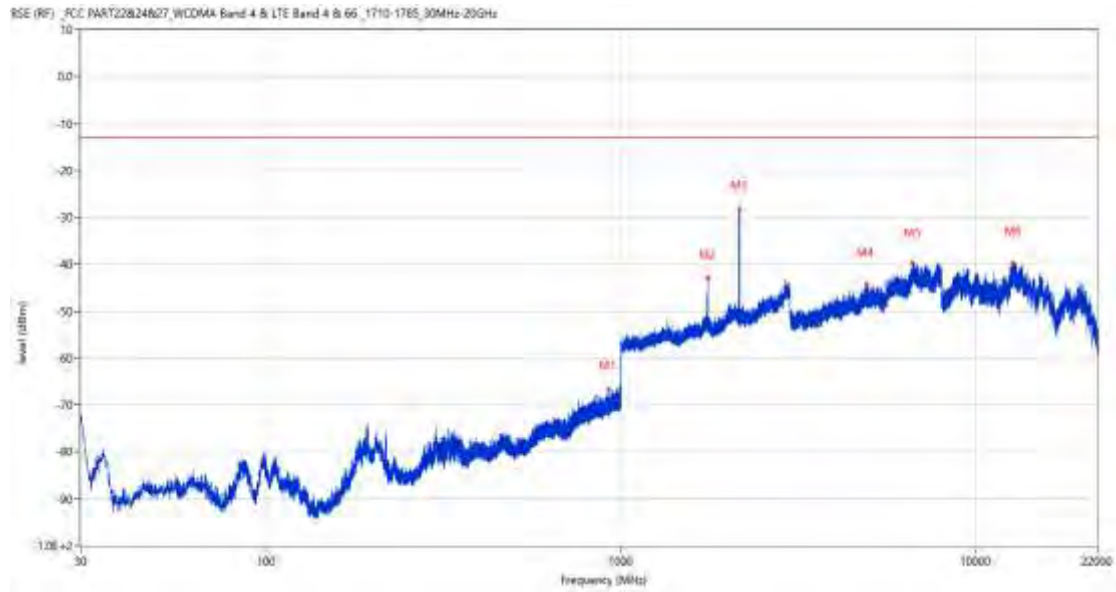
RSE-V&H WCDMA Band 4 CH1413



Frequency (MHz)	Result (dBm)	Factor (dB)	PK Limit (dBm)	Over Limit (dB)	Table (o)	ANT	EUT	Verdict
35.044	-63.64	-22.93	-13.0	-50.64	122.00	Vertical	Horizontal	Pass
1732.300	-46.62	2.02	-13.0	-33.62	0.00	Vertical	Horizontal	N/A
2132.300	-41.94	3.96	-13.0	-28.94	127.00	Vertical	Horizontal	N/A
5001.250	-44.49	10.76	-13.0	-31.49	360.00	Vertical	Horizontal	Pass
7816.250	-37.96	16.32	-13.0	-24.96	292.00	Vertical	Horizontal	Pass
12745.250	-39.21	16.05	-13.0	-26.21	208.00	Vertical	Horizontal	Pass

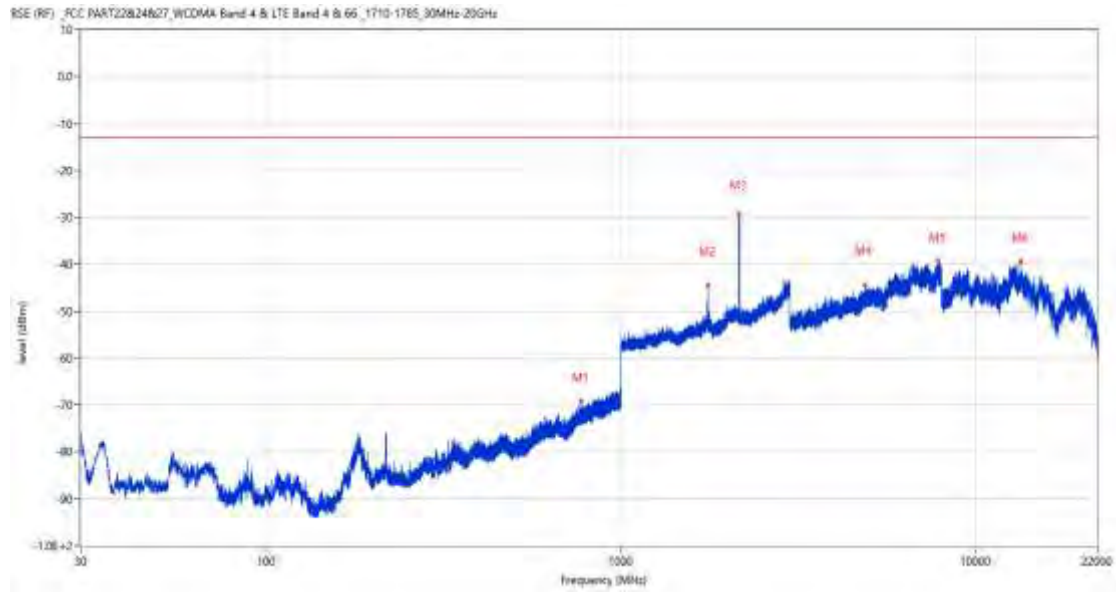
6.3 WCDMA Band 4 High Channel

RSE-H&H WCDMA Band 4 CH1513



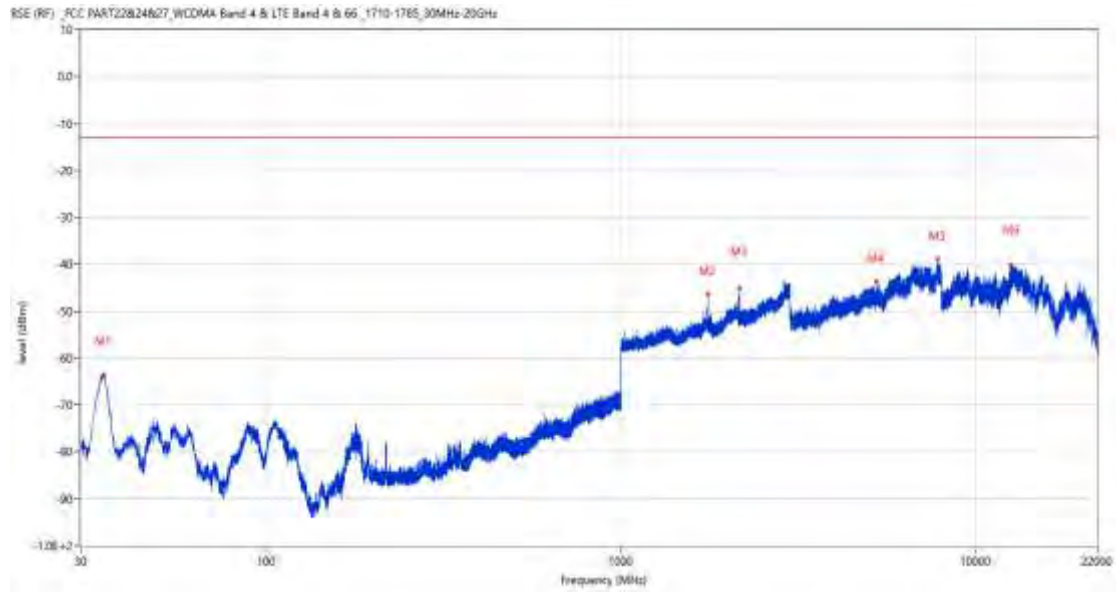
Frequency (MHz)	Result (dBm)	Factor (dB)	PK Limit (dBm)	Over Limit (dB)	Table (o)	ANT	EUT	Verdict
922.060	-66.75	0.53	-13.0	-53.75	297.00	Horizontal	Horizontal	Pass
1754.100	-42.85	2.02	-13.0	-29.85	334.00	Horizontal	Horizontal	N/A
2153.800	-28.05	3.12	-13.0	-15.05	127.00	Horizontal	Horizontal	N/A
4910.500	-44.33	10.69	-13.0	-31.33	49.00	Horizontal	Horizontal	Pass
6637.750	-39.66	15.06	-13.0	-26.66	92.00	Horizontal	Horizontal	Pass
12729.338	-39.81	16.22	-13.0	-26.81	343.00	Horizontal	Horizontal	Pass

RSE-H&V WCDMA Band 4 CH1513



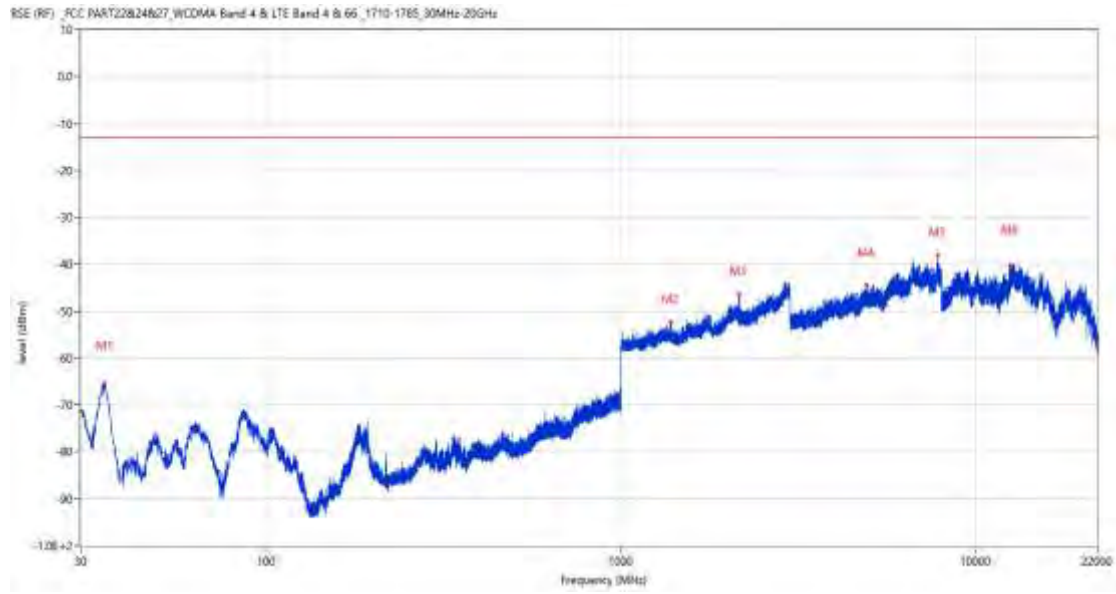
Frequency (MHz)	Result (dBm)	Factor (dB)	PK Limit (dBm)	Over Limit (dB)	Table (o)	ANT	EUT	Verdict
770.644	-69.14	-1.45	-13.0	-56.14	72.00	Horizontal	Vertical	Pass
1754.000	-44.45	2.03	-13.0	-31.45	352.00	Horizontal	Vertical	N/A
2153.200	-29.30	3.20	-13.0	-16.30	141.00	Horizontal	Vertical	N/A
4857.500	-44.42	10.12	-13.0	-31.42	353.00	Horizontal	Vertical	Pass
7810.500	-39.23	16.28	-13.0	-26.23	36.00	Horizontal	Vertical	Pass
13400.738	-39.20	16.35	-13.0	-26.20	225.00	Horizontal	Vertical	Pass

RSE-V&V WCDMA Band 4 CH1513



Frequency (MHz)	Result (dBm)	Factor (dB)	PK Limit (dBm)	Over Limit (dB)	Table (o)	ANT	EUT	Verdict
34.801	-63.57	-23.00	-13.0	-50.57	49.00	Vertical	Vertical	Pass
1753.800	-46.45	2.03	-13.0	-33.45	30.00	Vertical	Vertical	N/A
2154.600	-45.14	3.13	-13.0	-32.14	86.00	Vertical	Vertical	N/A
5244.750	-43.55	10.32	-13.0	-30.55	7.00	Vertical	Vertical	Pass
7801.750	-38.87	15.84	-13.0	-25.87	60.00	Vertical	Vertical	Pass
12554.537	-40.11	14.69	-13.0	-27.11	229.00	Vertical	Vertical	Pass

RSE-V&H WCDMA Band 4 CH1513

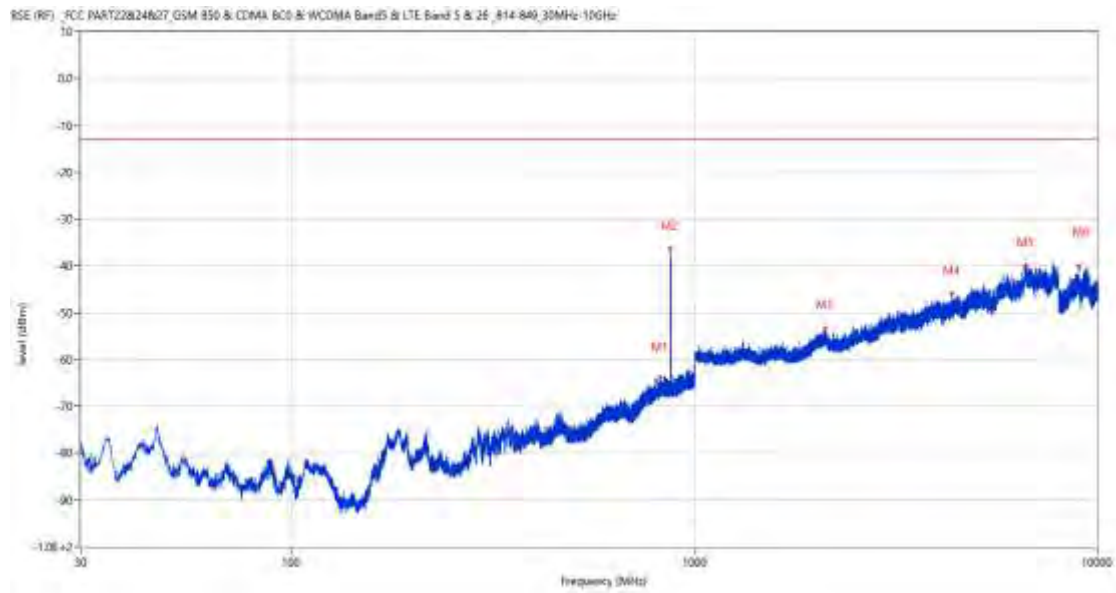


Frequency (MHz)	Result (dBm)	Factor (dB)	PK Limit (dBm)	Over Limit (dB)	Table (o)	ANT	EUT	Verdict
35.044	-65.31	-22.93	-13.0	-52.31	339.00	Vertical	Horizontal	Pass
1382.000	-52.29	-0.57	-13.0	-39.29	14.00	Vertical	Horizontal	Pass
2151.700	-46.33	3.11	-13.0	-33.33	34.00	Vertical	Horizontal	N/A
4920.000	-44.58	10.76	-13.0	-31.58	360.00	Vertical	Horizontal	Pass
7807.500	-38.14	16.16	-13.0	-25.14	246.00	Vertical	Horizontal	Pass
12515.588	-40.13	15.34	-13.0	-27.13	131.00	Vertical	Horizontal	Pass

7 WCDMA Band 5

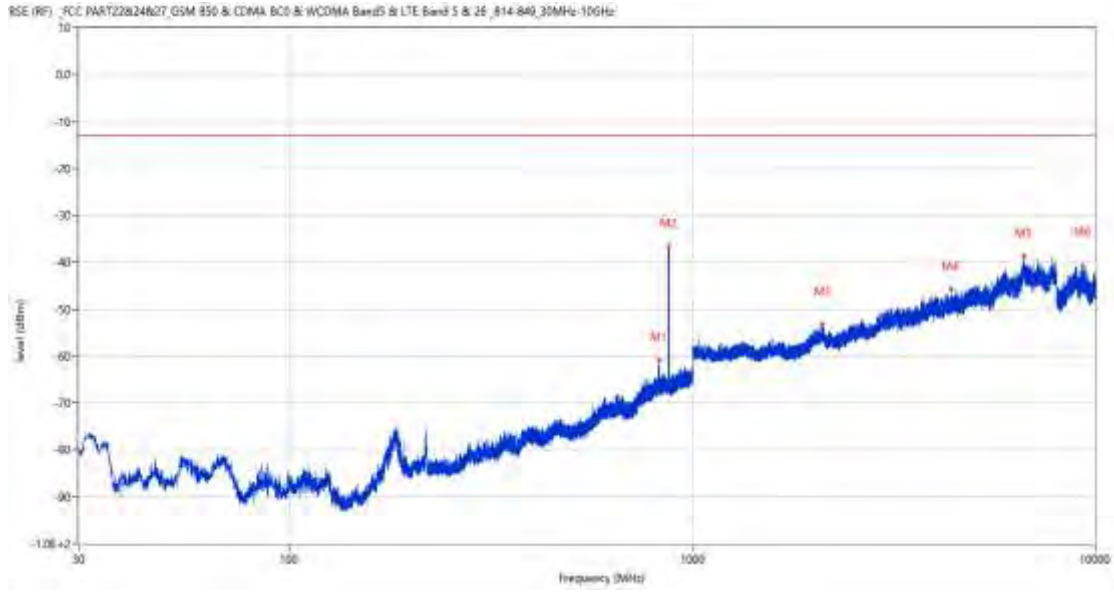
7.1 WCDMA Band 5 Low Channel

RSE-H&H WCDMA Band 5 CH4132



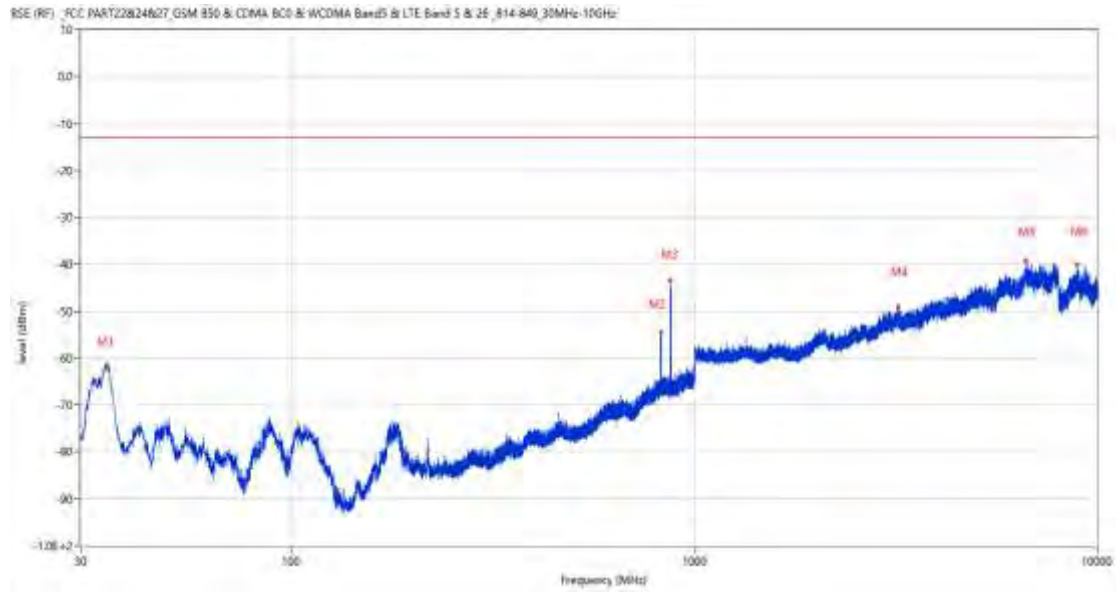
Frequency (MHz)	Result (dBm)	Factor (dB)	PK Limit (dBm)	Over Limit (dB)	Table (o)	ANT	EUT	Verdict
823.654	-63.77	4.25	-13.0	-50.77	299.00	Horizontal	Horizontal	Pass
869.972	-36.46	4.20	-13.0	-23.46	198.00	Horizontal	Horizontal	N/A
2111.500	-53.40	-0.41	-13.0	-40.40	333.00	Horizontal	Horizontal	Pass
4353.250	-45.94	9.30	-13.0	-32.94	235.00	Horizontal	Horizontal	Pass
6653.500	-40.02	15.02	-13.0	-27.02	65.00	Horizontal	Horizontal	Pass
8978.500	-40.21	13.58	-13.0	-27.21	-2.00	Horizontal	Horizontal	Pass

RSE-H&V WCDMA Band 5 CH4132



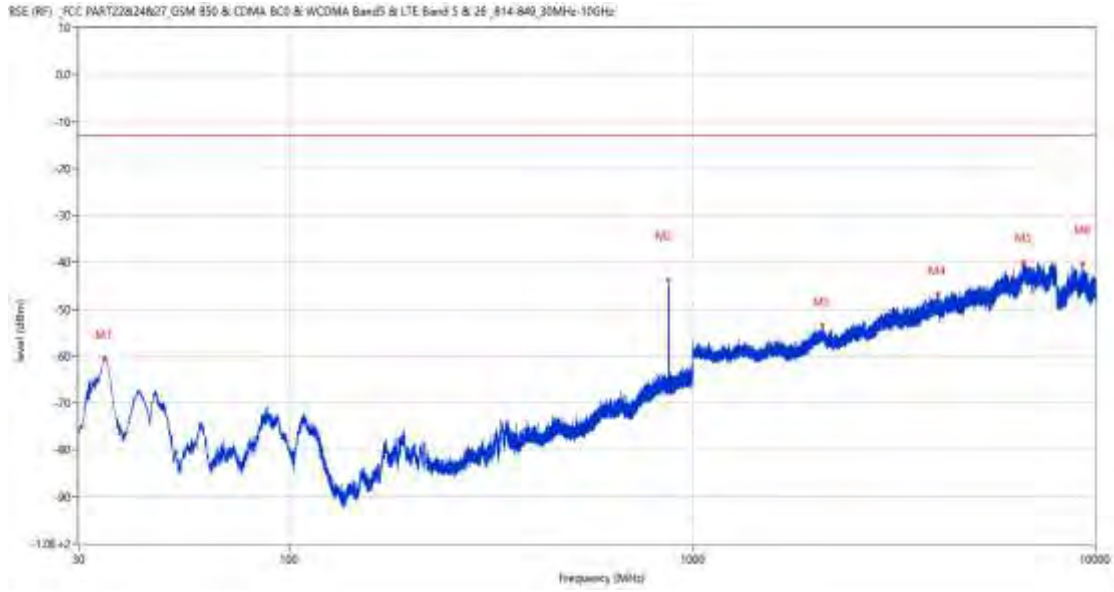
Frequency (MHz)	Result (dBm)	Factor (dB)	PK Limit (dBm)	Over Limit (dB)	Table (o)	ANT	EUT	Verdict
826.079	-60.91	4.35	-13.0	-47.91	343.00	Horizontal	Vertical	N/A
872.736	-36.59	4.24	-13.0	-23.59	209.00	Horizontal	Vertical	N/A
2100.000	-53.15	-0.03	-13.0	-40.15	360.00	Horizontal	Vertical	Pass
4369.750	-45.67	9.25	-13.0	-32.67	23.00	Horizontal	Vertical	Pass
6663.250	-38.59	14.64	-13.0	-25.59	95.00	Horizontal	Vertical	Pass
9277.400	-40.66	14.93	-13.0	-27.66	215.00	Horizontal	Vertical	Pass

RSE-V&V WCDMA Band 5 CH4132



Frequency (MHz)	Result (dBm)	Factor (dB)	PK Limit (dBm)	Over Limit (dB)	Table (o)	ANT	EUT	Verdict
34.801	-61.45	-22.46	-13.0	-48.45	65.00	Vertical	Vertical	Pass
825.691	-54.46	4.34	-13.0	-41.46	169.00	Vertical	Vertical	N/A
871.669	-43.37	4.30	-13.0	-30.37	35.00	Vertical	Vertical	N/A
3198.750	-49.11	6.23	-13.0	-36.11	280.00	Vertical	Vertical	Pass
6639.750	-39.33	15.07	-13.0	-26.33	143.00	Vertical	Vertical	Pass
8899.401	-40.14	14.02	-13.0	-27.14	76.00	Vertical	Vertical	Pass

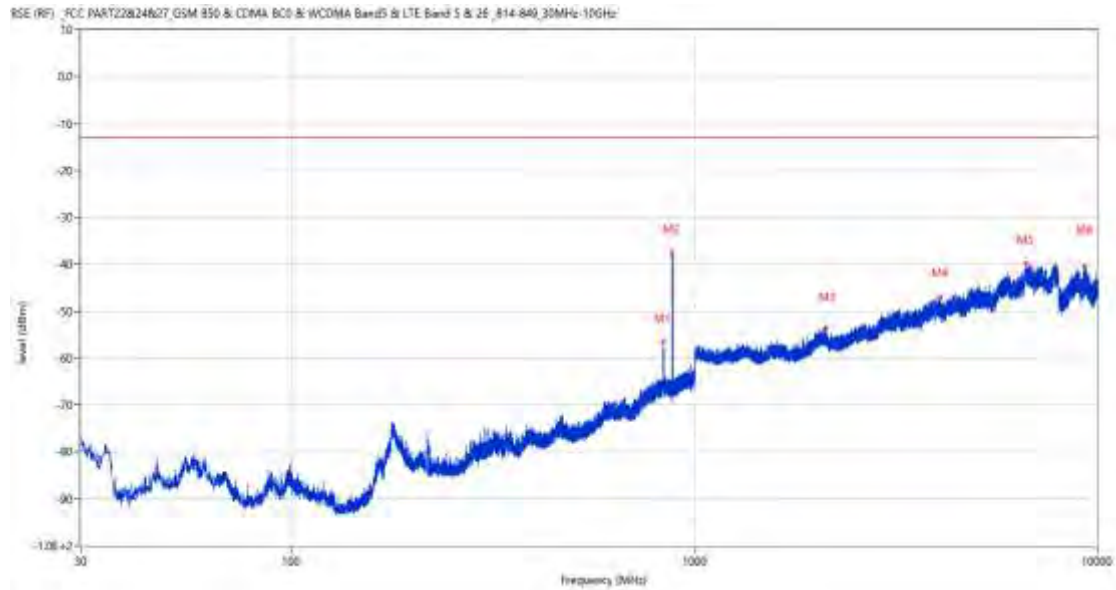
RSE-V&H WCDMA Band 5 CH4132



Frequency (MHz)	Result (dBm)	Factor (dB)	PK Limit (dBm)	Over Limit (dB)	Table (o)	ANT	EUT	Verdict
34.753	-60.38	-22.48	-13.0	-47.38	80.00	Vertical	Horizontal	Pass
872.106	-43.90	4.30	-13.0	-30.90	122.00	Vertical	Horizontal	N/A
2102.500	-53.39	-0.14	-13.0	-40.39	214.00	Vertical	Horizontal	Pass
4068.750	-46.73	8.99	-13.0	-33.73	123.00	Vertical	Horizontal	Pass
6640.250	-39.86	15.06	-13.0	-26.86	251.00	Vertical	Horizontal	Pass
9303.099	-40.39	15.31	-13.0	-27.39	361.00	Vertical	Horizontal	Pass

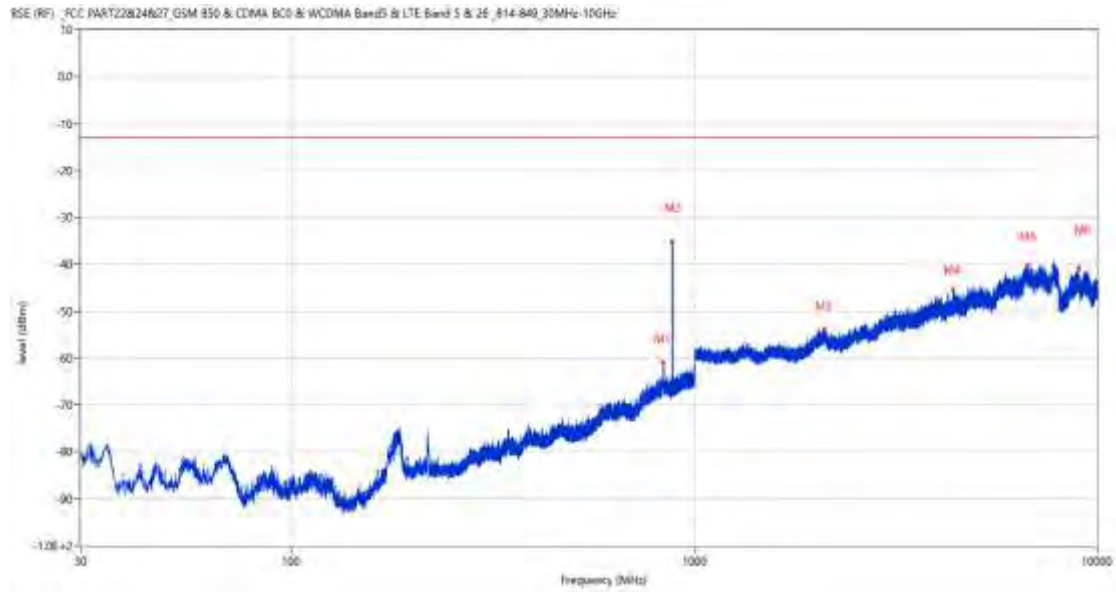
7.2 WCDMA Band 5 Middle Channel

RSE-H&H WCDMA Band 5 CH4182



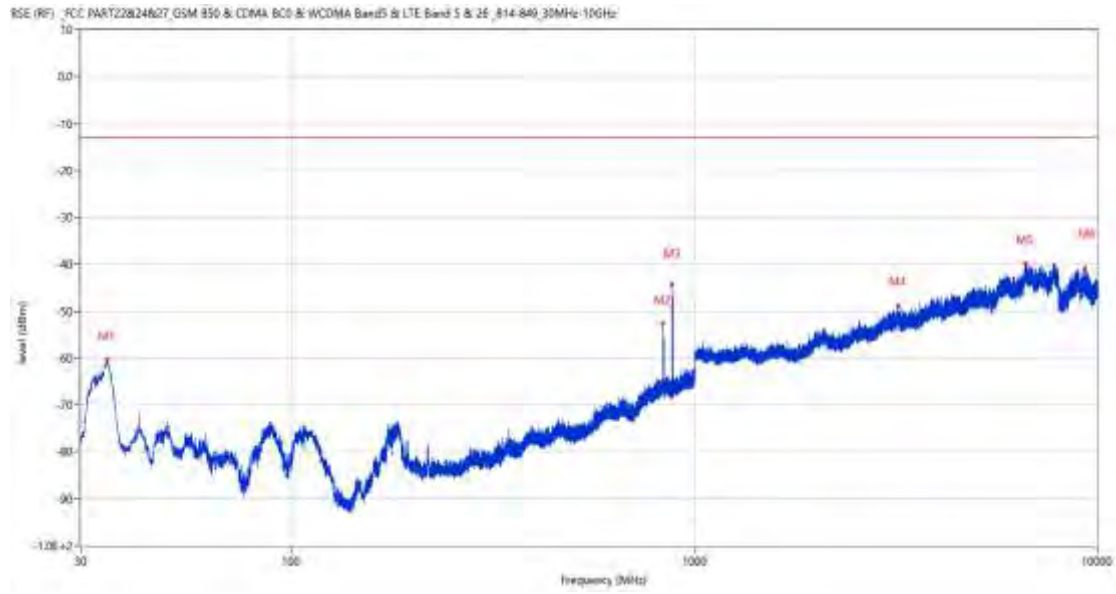
Frequency (MHz)	Result (dBm)	Factor (dB)	PK Limit (dBm)	Over Limit (dB)	Table (o)	ANT	EUT	Verdict
835.537	-56.56	4.73	-13.0	-43.56	226.00	Horizontal	Horizontal	N/A
880.738	-37.38	4.17	-13.0	-24.38	210.00	Horizontal	Horizontal	N/A
2118.000	-53.61	-0.95	-13.0	-40.61	158.00	Horizontal	Horizontal	Pass
4077.500	-47.07	8.90	-13.0	-34.07	240.00	Horizontal	Horizontal	Pass
6640.000	-39.79	15.07	-13.0	-26.79	338.00	Horizontal	Horizontal	Pass
9281.401	-40.61	15.00	-13.0	-27.61	69.00	Horizontal	Horizontal	Pass

RSE-H&V WCDMA Band 5 CH4182



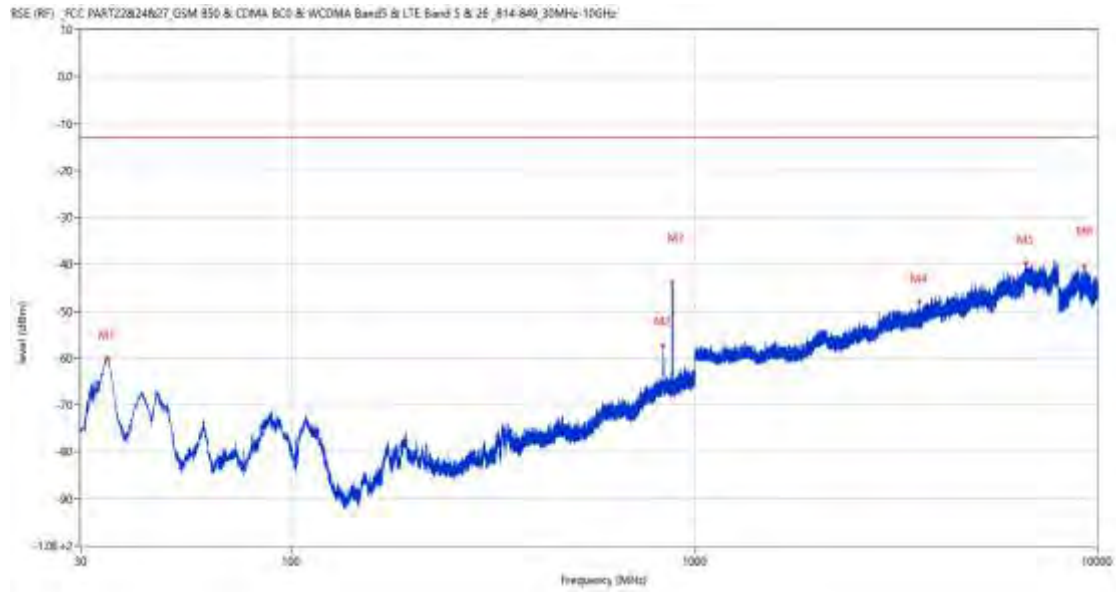
Frequency (MHz)	Result (dBm)	Factor (dB)	PK Limit (dBm)	Over Limit (dB)	Table (o)	ANT	EUT	Verdict
836.652	-60.93	4.78	-13.0	-47.93	335.00	Horizontal	Vertical	N/A
880.399	-35.09	4.18	-13.0	-22.09	205.00	Horizontal	Vertical	N/A
2098.500	-53.73	-0.13	-13.0	-40.73	286.00	Horizontal	Vertical	Pass
4390.750	-45.30	9.24	-13.0	-32.30	103.00	Horizontal	Vertical	Pass
6723.750	-40.18	15.61	-13.0	-27.18	198.00	Horizontal	Vertical	Pass
8974.401	-40.84	13.57	-13.0	-27.84	361.00	Horizontal	Vertical	Pass

RSE-V&V WCDMA Band 5 CH4182



Frequency (MHz)	Result (dBm)	Factor (dB)	PK Limit (dBm)	Over Limit (dB)	Table (o)	ANT	EUT	Verdict
34.898	-60.27	-22.43	-13.0	-47.27	104.00	Vertical	Vertical	Pass
836.070	-52.55	4.75	-13.0	-39.55	193.00	Vertical	Vertical	N/A
881.175	-44.18	4.17	-13.0	-31.18	172.00	Vertical	Vertical	N/A
3203.250	-48.85	5.89	-13.0	-35.85	339.00	Vertical	Vertical	Pass
6617.000	-39.68	14.53	-13.0	-26.68	229.00	Vertical	Vertical	Pass
9297.299	-40.98	15.29	-13.0	-27.98	170.00	Vertical	Vertical	Pass

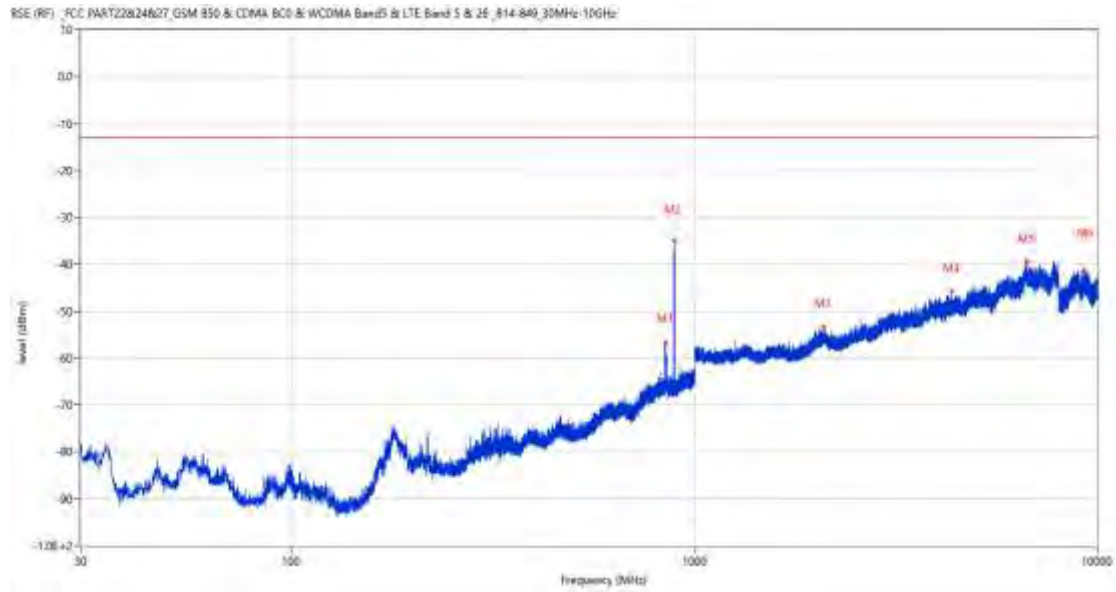
RSE-V&H WCDMA Band 5 CH4182



Frequency (MHz)	Result (dBm)	Factor (dB)	PK Limit (dBm)	Over Limit (dB)	Table (o)	ANT	EUT	Verdict
34.850	-60.06	-22.45	-13.0	-47.06	56.00	Vertical	Horizontal	Pass
836.361	-57.25	4.77	-13.0	-44.25	182.00	Vertical	Horizontal	N/A
880.108	-43.94	4.19	-13.0	-30.94	173.00	Vertical	Horizontal	N/A
3620.750	-48.04	7.55	-13.0	-35.04	107.00	Vertical	Horizontal	Pass
6650.250	-39.69	15.11	-13.0	-26.69	0.00	Vertical	Horizontal	Pass
9277.100	-40.53	14.92	-13.0	-27.53	155.00	Vertical	Horizontal	Pass

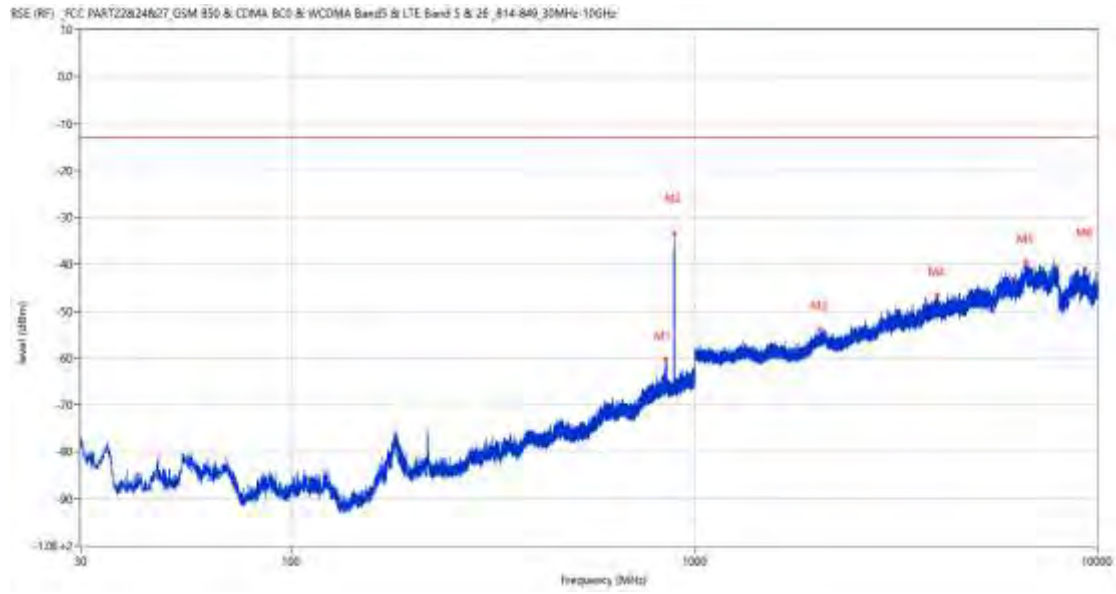
7.3 WCDMA Band 5 High Channel

RSE-H&H WCDMA Band 5 CH4233



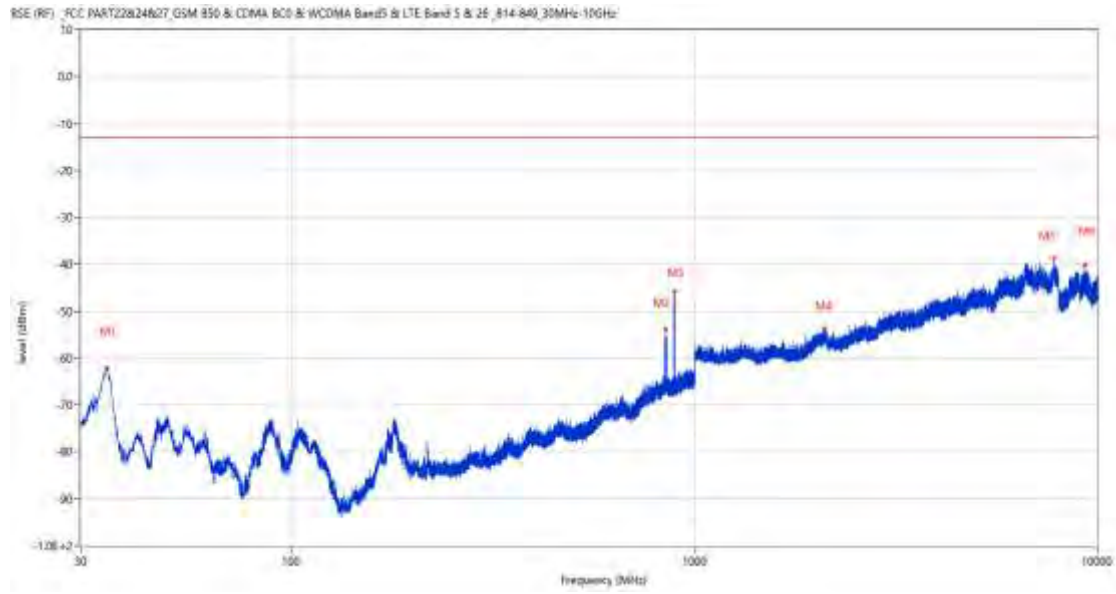
Frequency (MHz)	Result (dBm)	Factor (dB)	PK Limit (dBm)	Over Limit (dB)	Table (o)	ANT	EUT	Verdict
847.807	-56.73	4.88	-13.0	-43.73	250.00	Horizontal	Horizontal	N/A
893.154	-34.93	4.58	-13.0	-21.93	197.00	Horizontal	Horizontal	N/A
2091.600	-53.36	-0.74	-13.0	-40.36	23.00	Horizontal	Horizontal	Pass
4349.250	-45.73	9.35	-13.0	-32.73	152.00	Horizontal	Horizontal	Pass
6685.500	-39.60	14.57	-13.0	-26.60	214.00	Horizontal	Horizontal	Pass
9272.100	-41.36	14.83	-13.0	-28.36	-2.00	Horizontal	Horizontal	Pass

RSE-H&V WCDMA Band 5 CH4233



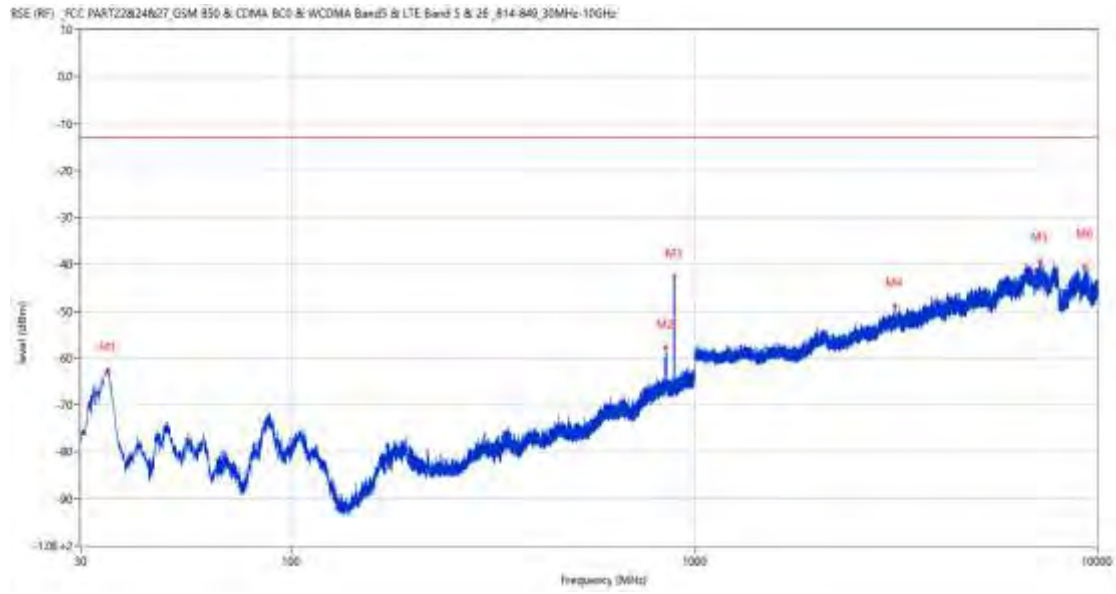
Frequency (MHz)	Result (dBm)	Factor (dB)	PK Limit (dBm)	Over Limit (dB)	Table (o)	ANT	EUT	Verdict
847.953	-60.15	4.88	-13.0	-47.15	342.00	Horizontal	Vertical	N/A
891.554	-33.56	4.59	-13.0	-20.56	209.00	Horizontal	Vertical	N/A
2050.900	-53.91	-1.35	-13.0	-40.91	121.00	Horizontal	Vertical	Pass
3996.250	-46.60	9.16	-13.0	-33.60	136.00	Horizontal	Vertical	Pass
6651.250	-39.55	15.06	-13.0	-26.55	292.00	Horizontal	Vertical	Pass
9297.800	-40.98	15.30	-13.0	-27.98	361.00	Horizontal	Vertical	Pass

RSE-V&V WCDMA Band 5 CH4233



Frequency (MHz)	Result (dBm)	Factor (dB)	PK Limit (dBm)	Over Limit (dB)	Table (o)	ANT	EUT	Verdict
34.656	-62.14	-22.51	-13.0	-49.14	61.00	Vertical	Vertical	Pass
848.098	-53.83	4.88	-13.0	-40.83	267.00	Vertical	Vertical	N/A
890.729	-45.67	4.58	-13.0	-32.67	126.00	Vertical	Vertical	N/A
2102.500	-53.91	-0.14	-13.0	-40.91	338.00	Vertical	Vertical	Pass
7800.750	-38.73	15.76	-13.0	-25.73	362.00	Vertical	Vertical	Pass
9299.800	-40.04	15.34	-13.0	-27.04	243.00	Vertical	Vertical	Pass

RSE-V&H WCDMA Band 5 CH4233



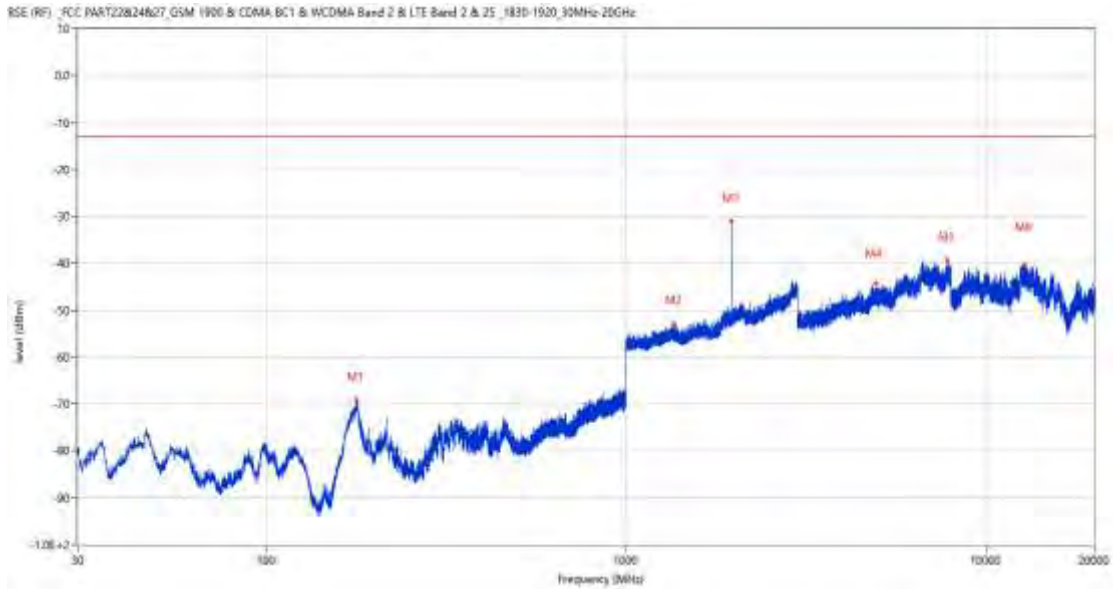
Frequency (MHz)	Result (dBm)	Factor (dB)	PK Limit (dBm)	Over Limit (dB)	Table (o)	ANT	EUT	Verdict
34.995	-62.61	-22.39	-13.0	-49.61	27.00	Vertical	Horizontal	Pass
848.146	-57.77	4.88	-13.0	-44.77	306.00	Vertical	Horizontal	N/A
892.233	-42.55	4.58	-13.0	-29.55	268.00	Vertical	Horizontal	N/A
3145.750	-48.87	5.84	-13.0	-35.87	307.00	Vertical	Horizontal	Pass
7194.500	-39.31	14.68	-13.0	-26.31	307.00	Vertical	Horizontal	Pass
9290.200	-40.64	15.16	-13.0	-27.64	346.00	Vertical	Horizontal	Pass

LTE

8 LTE Band 2

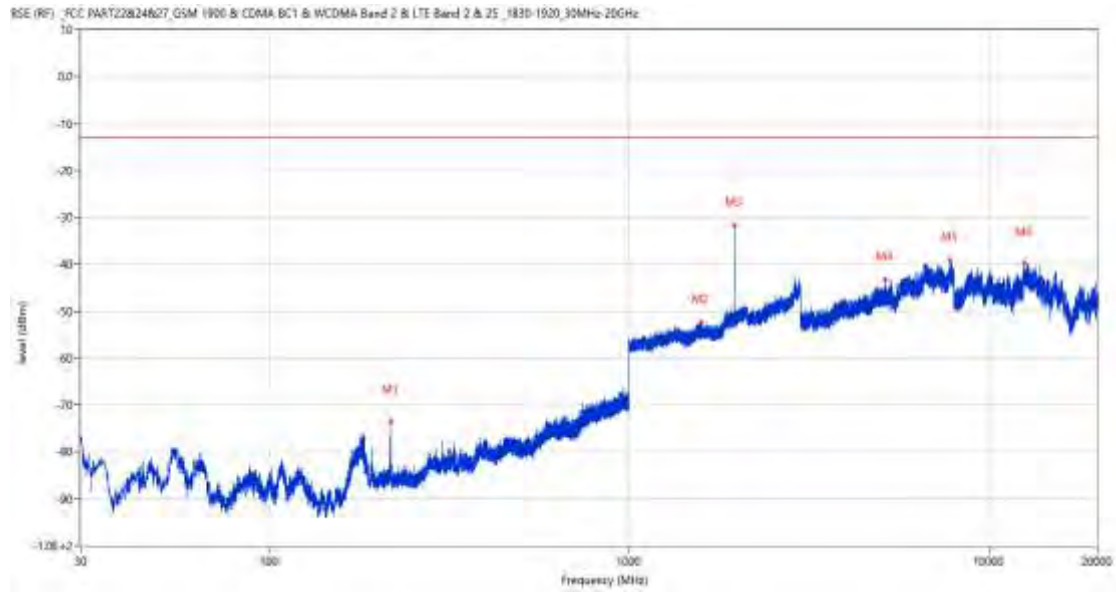
8.1 LTE Band 2 BW1.4, Middle Channel

RSE-H&H LTE Band 2 BW1.4 CH18900



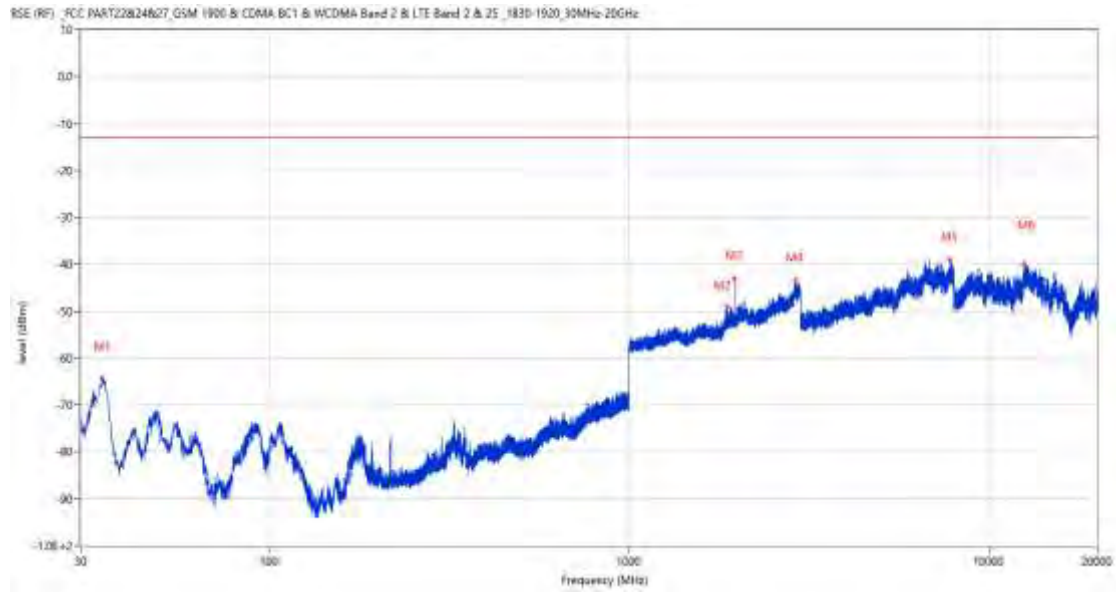
Frequency (MHz)	Result (dBm)	Factor (dB)	PK Limit (dBm)	Over Limit (dB)	Table (o)	ANT	EUT	Verdict
178.216	-69.16	-18.57	-13.0	-56.16	52.00	Horizontal	Horizontal	Pass
1361.200	-53.03	-0.21	-13.0	-40.03	261.00	Horizontal	Horizontal	Pass
1960.600	-31.11	2.80	-13.0	-18.11	144.00	Horizontal	Horizontal	N/A
4934.750	-44.33	10.74	-13.0	-31.33	0.00	Horizontal	Horizontal	Pass
7826.750	-39.22	15.91	-13.0	-26.22	166.00	Horizontal	Horizontal	Pass
12838.450	-40.44	15.44	-13.0	-27.44	342.00	Horizontal	Horizontal	Pass

RSE-H&V LTE Band 2 BW1.4 CH18900



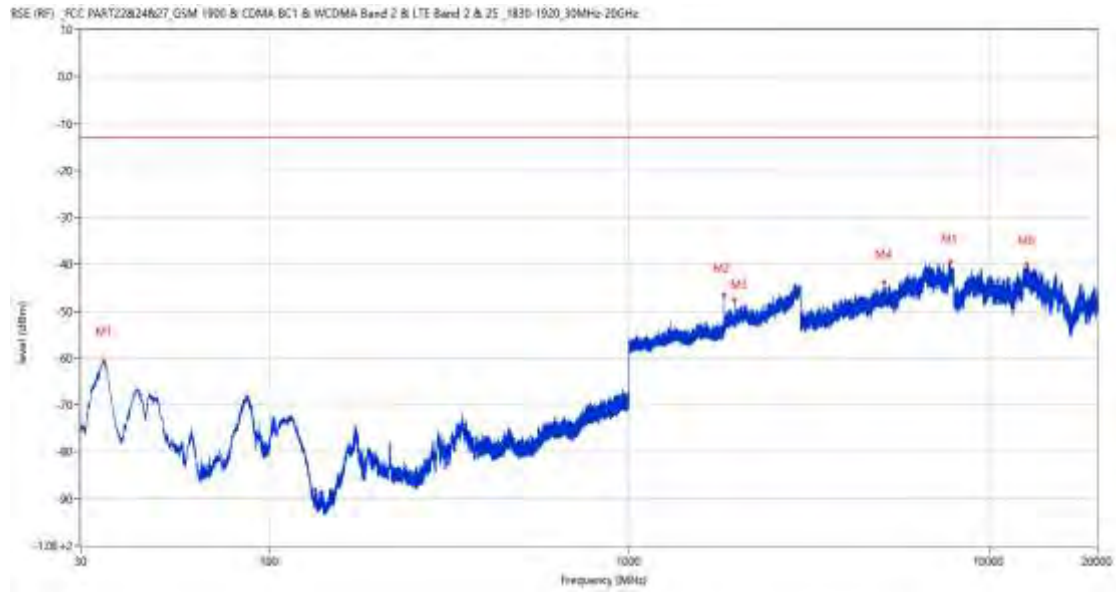
Frequency (MHz)	Result (dBm)	Factor (dB)	PK Limit (dBm)	Over Limit (dB)	Table (o)	ANT	EUT	Verdict
217.550	-73.44	-16.58	-13.0	-60.44	85.00	Horizontal	Vertical	Pass
1579.900	-52.38	0.31	-13.0	-39.38	234.00	Horizontal	Vertical	Pass
1960.700	-31.71	2.80	-13.0	-18.71	146.00	Horizontal	Vertical	N/A
5135.500	-43.31	11.03	-13.0	-30.31	34.00	Horizontal	Vertical	Pass
7808.250	-39.19	16.05	-13.0	-26.19	210.00	Horizontal	Vertical	Pass
12532.688	-39.82	14.99	-13.0	-26.82	119.00	Horizontal	Vertical	Pass

RSE-V&V LTE Band 2 BW1.4 CH18900



Frequency (MHz)	Result (dBm)	Factor (dB)	PK Limit (dBm)	Over Limit (dB)	Table (o)	ANT	EUT	Verdict
34.365	-64.40	-23.10	-13.0	-51.40	99.00	Vertical	Vertical	Pass
1880.900	-48.94	2.81	-13.0	-35.94	35.00	Vertical	Vertical	N/A
1960.500	-43.00	2.80	-13.0	-30.00	99.00	Vertical	Vertical	N/A
2889.100	-43.43	11.83	-13.0	-30.43	328.00	Vertical	Vertical	Pass
7809.250	-39.15	16.22	-13.0	-26.15	279.00	Vertical	Vertical	Pass
12507.513	-39.89	15.51	-13.0	-26.89	280.00	Vertical	Vertical	Pass

RSE-V&H LTE Band 2 BW1.4 CH18900



Frequency (MHz)	Result (dBm)	Factor (dB)	PK Limit (dBm)	Over Limit (dB)	Table (o)	ANT	EUT	Verdict
34.801	-60.69	-23.00	-13.0	-47.69	81.00	Vertical	Horizontal	Pass
1833.800	-46.61	1.11	-13.0	-33.61	26.00	Vertical	Horizontal	Pass
1960.600	-47.56	2.80	-13.0	-34.56	37.00	Vertical	Horizontal	N/A
5114.000	-43.92	11.09	-13.0	-30.92	18.00	Vertical	Horizontal	Pass
7818.250	-39.56	16.33	-13.0	-26.56	322.00	Vertical	Horizontal	Pass
12777.912	-40.00	15.90	-13.0	-27.00	208.00	Vertical	Horizontal	Pass

8.2 LTE Band 2 BW3, Middle Channel

RSE-H&H LTE Band 2 BW3 CH18900



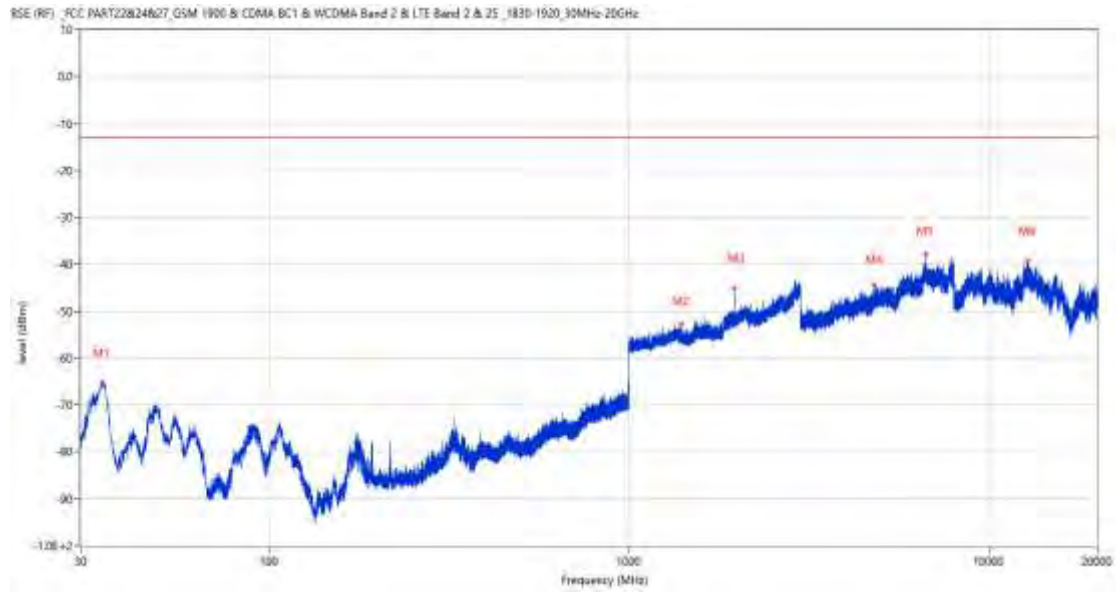
Frequency (MHz)	Result (dBm)	Factor (dB)	PK Limit (dBm)	Over Limit (dB)	Table (o)	ANT	EUT	Verdict
216.725	-72.10	-16.62	-13.0	-59.10	74.00	Horizontal	Horizontal	Pass
1879.400	-49.52	2.79	-13.0	-36.52	39.00	Horizontal	Horizontal	N/A
1961.100	-29.24	2.83	-13.0	-16.24	145.00	Horizontal	Horizontal	N/A
4981.250	-43.70	11.01	-13.0	-30.70	306.00	Horizontal	Horizontal	Pass
6797.250	-39.15	14.56	-13.0	-26.15	61.00	Horizontal	Horizontal	Pass
12831.925	-39.61	15.51	-13.0	-26.61	-2.00	Horizontal	Horizontal	Pass

RSE-H&V LTE Band 2 BW3 CH18900



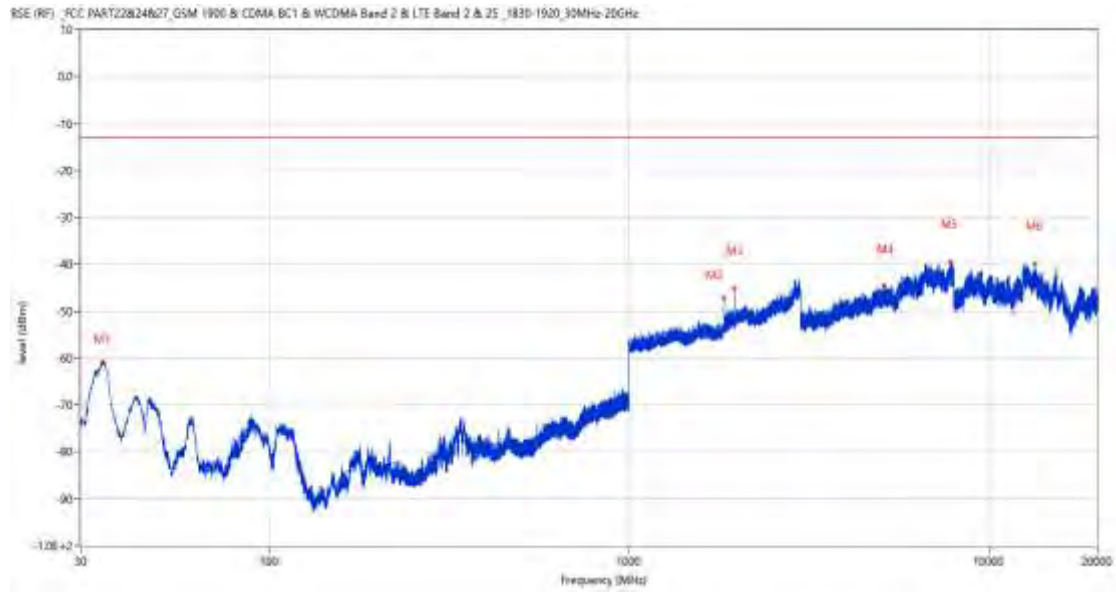
Frequency (MHz)	Result (dBm)	Factor (dB)	PK Limit (dBm)	Over Limit (dB)	Table (o)	ANT	EUT	Verdict
178.750	-73.12	-18.44	-13.0	-60.12	351.00	Horizontal	Vertical	Pass
1537.900	-51.29	-0.06	-13.0	-38.29	360.00	Horizontal	Vertical	Pass
1960.800	-29.85	2.80	-13.0	-16.85	35.00	Horizontal	Vertical	N/A
2889.700	-42.68	11.96	-13.0	-29.68	153.00	Horizontal	Vertical	Pass
6668.750	-39.37	14.65	-13.0	-26.37	180.00	Horizontal	Vertical	Pass
12773.925	-39.60	15.91	-13.0	-26.60	30.00	Horizontal	Vertical	Pass

RSE-V&V LTE Band 2 BW3 CH18900



Frequency (MHz)	Result (dBm)	Factor (dB)	PK Limit (dBm)	Over Limit (dB)	Table (o)	ANT	EUT	Verdict
34.365	-65.27	-23.10	-13.0	-52.27	96.00	Vertical	Vertical	Pass
1396.400	-52.84	-0.82	-13.0	-39.84	114.00	Vertical	Vertical	Pass
1960.900	-45.20	2.80	-13.0	-32.20	82.00	Vertical	Vertical	N/A
4813.750	-44.55	10.07	-13.0	-31.55	314.00	Vertical	Vertical	Pass
6656.250	-37.93	15.05	-13.0	-24.93	81.00	Vertical	Vertical	Pass
12794.951	-39.23	15.84	-13.0	-26.23	189.00	Vertical	Vertical	Pass

RSE-V&H LTE Band 2 BW3 CH18900



Frequency (MHz)	Result (dBm)	Factor (dB)	PK Limit (dBm)	Over Limit (dB)	Table (o)	ANT	EUT	Verdict
34.559	-60.86	-23.05	-13.0	-47.86	109.00	Vertical	Horizontal	Pass
1831.900	-47.21	0.97	-13.0	-34.21	310.00	Vertical	Horizontal	Pass
1961.200	-45.10	2.87	-13.0	-32.10	17.00	Vertical	Horizontal	N/A
5113.250	-44.53	11.07	-13.0	-31.53	139.00	Vertical	Horizontal	Pass
7803.000	-39.51	16.00	-13.0	-26.51	360.00	Vertical	Horizontal	Pass
13385.099	-39.97	16.30	-13.0	-26.97	14.00	Vertical	Horizontal	Pass

8.3 LTE Band 2 BW5, Middle Channel

RSE-H&H LTE Band 2 BW5 CH18900



Frequency (MHz)	Result (dBm)	Factor (dB)	PK Limit (dBm)	Over Limit (dB)	Table (o)	ANT	EUT	Verdict
177.731	-72.62	-18.67	-13.0	-59.62	59.00	Horizontal	Horizontal	Pass
1553.600	-51.76	0.23	-13.0	-38.76	229.00	Horizontal	Horizontal	Pass
1962.400	-28.34	2.95	-13.0	-15.34	142.00	Horizontal	Horizontal	N/A
2970.400	-43.50	11.66	-13.0	-30.50	306.00	Horizontal	Horizontal	Pass
6626.750	-39.05	14.71	-13.0	-26.05	315.00	Horizontal	Horizontal	Pass
12906.963	-40.11	16.58	-13.0	-27.11	360.00	Horizontal	Horizontal	Pass

RSE-H&V LTE Band 2 BW5 CH18900



Frequency (MHz)	Result (dBm)	Factor (dB)	PK Limit (dBm)	Over Limit (dB)	Table (o)	ANT	EUT	Verdict
215.998	-74.13	-16.52	-13.0	-61.13	75.00	Horizontal	Vertical	Pass
1605.400	-51.70	0.06	-13.0	-38.70	361.00	Horizontal	Vertical	Pass
1958.900	-28.75	2.76	-13.0	-15.75	148.00	Horizontal	Vertical	N/A
2892.100	-41.82	12.04	-13.0	-28.82	296.00	Horizontal	Vertical	Pass
7818.250	-38.76	16.33	-13.0	-25.76	55.00	Horizontal	Vertical	Pass
12896.451	-39.46	16.66	-13.0	-26.46	18.00	Horizontal	Vertical	Pass

RSE-V&V LTE Band 2 BW5 CH18900



Frequency (MHz)	Result (dBm)	Factor (dB)	PK Limit (dBm)	Over Limit (dB)	Table (o)	ANT	EUT	Verdict
34.801	-59.26	-23.00	-13.0	-46.26	93.00	Vertical	Vertical	Pass
1961.200	-42.18	2.87	-13.0	-29.18	99.00	Vertical	Vertical	N/A
2883.600	-43.30	10.83	-13.0	-30.30	130.00	Vertical	Vertical	Pass
5119.750	-44.04	10.78	-13.0	-31.04	44.00	Vertical	Vertical	Pass
7799.500	-39.29	15.92	-13.0	-26.29	21.00	Vertical	Vertical	Pass
12554.063	-39.60	14.69	-13.0	-26.60	264.00	Vertical	Vertical	Pass

RSE-V&H LTE Band 2 BW5 CH18900



Frequency (MHz)	Result (dBm)	Factor (dB)	PK Limit (dBm)	Over Limit (dB)	Table (o)	ANT	EUT	Verdict
34.413	-63.11	-23.09	-13.0	-50.11	100.00	Vertical	Horizontal	Pass
1316.400	-53.44	-0.39	-13.0	-40.44	34.00	Vertical	Horizontal	Pass
1960.400	-43.47	2.80	-13.0	-30.47	34.00	Vertical	Horizontal	N/A
4506.000	-45.40	9.90	-13.0	-32.40	219.00	Vertical	Horizontal	Pass
6651.250	-38.96	15.06	-13.0	-25.96	341.00	Vertical	Horizontal	Pass
13384.375	-39.81	16.30	-13.0	-26.81	125.00	Vertical	Horizontal	Pass

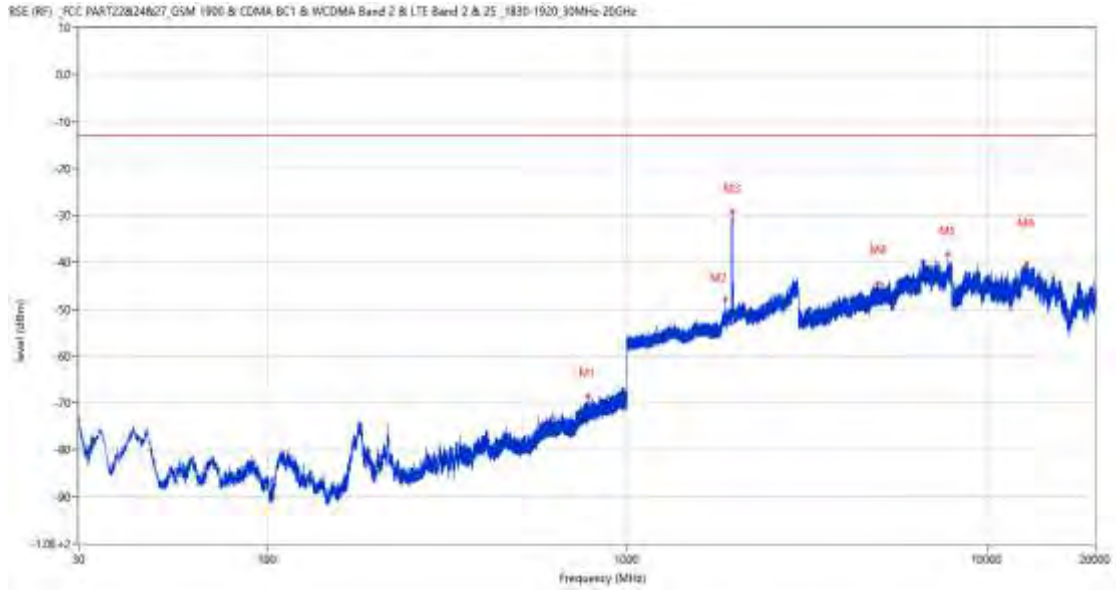
8.4 LTE Band 2 BW10, Middle Channel

RSE-H&H LTE Band 2 BW10 CH18900



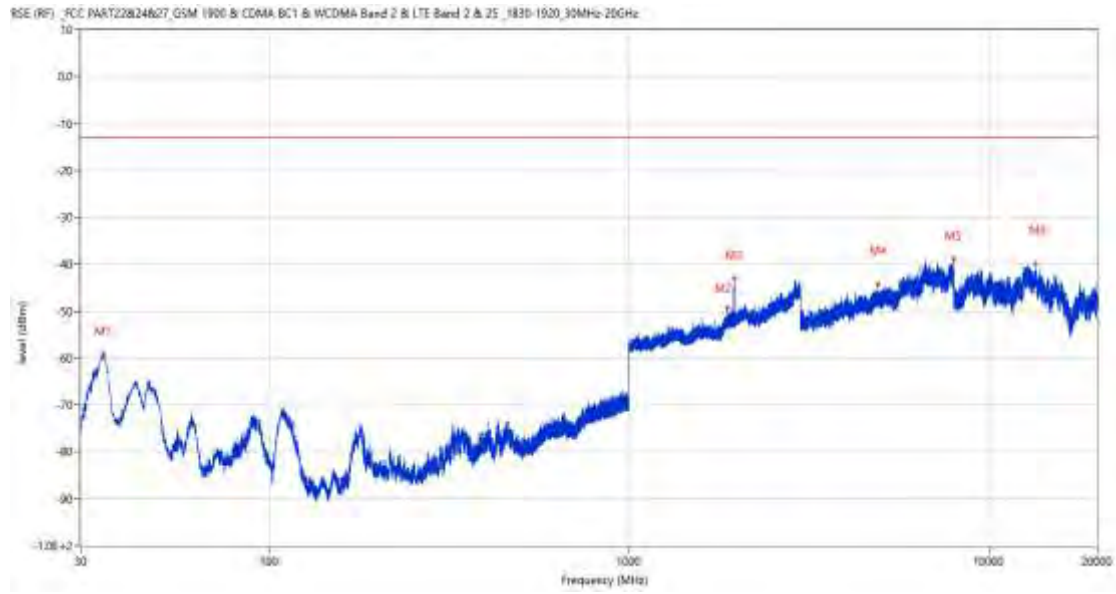
Frequency (MHz)	Result (dBm)	Factor (dB)	PK Limit (dBm)	Over Limit (dB)	Table (o)	ANT	EUT	Verdict
178.701	-72.18	-18.46	-13.0	-59.18	54.00	Horizontal	Horizontal	Pass
1876.300	-47.94	2.75	-13.0	-34.94	110.00	Horizontal	Horizontal	N/A
1959.300	-28.60	2.74	-13.0	-15.60	151.00	Horizontal	Horizontal	N/A
4426.500	-45.09	9.75	-13.0	-32.09	119.00	Horizontal	Horizontal	Pass
7877.750	-39.37	15.10	-13.0	-26.37	0.00	Horizontal	Horizontal	Pass
12967.137	-40.18	15.43	-13.0	-27.18	196.00	Horizontal	Horizontal	Pass

RSE-H&V LTE Band 2 BW10 CH18900



Frequency (MHz)	Result (dBm)	Factor (dB)	PK Limit (dBm)	Over Limit (dB)	Table (o)	ANT	EUT	Verdict
777.967	-68.54	-1.39	-13.0	-55.54	9.00	Horizontal	Vertical	Pass
1876.000	-47.80	2.75	-13.0	-34.80	158.00	Horizontal	Vertical	N/A
1963.800	-29.11	2.99	-13.0	-16.11	158.00	Horizontal	Vertical	N/A
4981.750	-44.52	11.04	-13.0	-31.52	275.00	Horizontal	Vertical	Pass
7819.250	-38.32	16.22	-13.0	-25.32	48.00	Horizontal	Vertical	Pass
12904.063	-40.36	16.65	-13.0	-27.36	36.00	Horizontal	Vertical	Pass

RSE-V&V LTE Band 2 BW10 CH18900



Frequency (MHz)	Result (dBm)	Factor (dB)	PK Limit (dBm)	Over Limit (dB)	Table (o)	ANT	EUT	Verdict
34.705	-59.12	-23.02	-13.0	-46.12	80.00	Vertical	Vertical	Pass
1876.200	-49.34	2.75	-13.0	-36.34	73.00	Vertical	Vertical	N/A
1961.100	-43.11	2.83	-13.0	-30.11	92.00	Vertical	Vertical	N/A
4911.000	-44.37	10.69	-13.0	-31.37	34.00	Vertical	Vertical	Pass
7993.000	-38.88	13.78	-13.0	-25.88	21.00	Vertical	Vertical	Pass
13452.526	-40.01	15.99	-13.0	-27.01	362.00	Vertical	Vertical	Pass

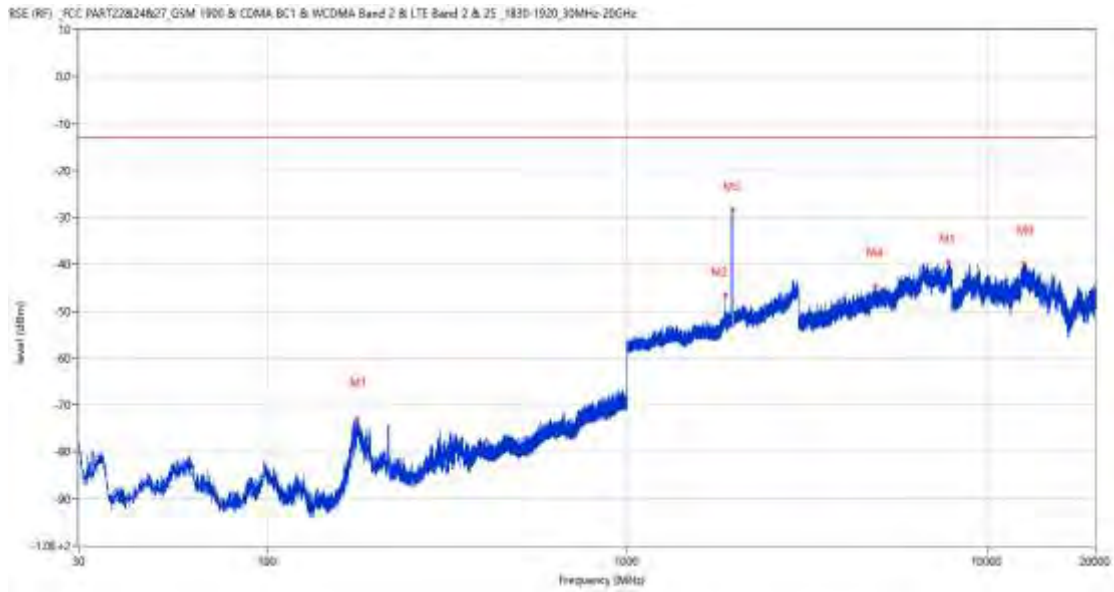
RSE-V&H LTE Band 2 BW10 CH18900



Frequency (MHz)	Result (dBm)	Factor (dB)	PK Limit (dBm)	Over Limit (dB)	Table (o)	ANT	EUT	Verdict
34.559	-63.36	-23.05	-13.0	-50.36	81.00	Vertical	Horizontal	Pass
1321.900	-53.49	-0.38	-13.0	-40.49	201.00	Vertical	Horizontal	Pass
1957.900	-43.71	2.96	-13.0	-30.71	120.00	Vertical	Horizontal	N/A
2963.700	-43.13	11.84	-13.0	-30.13	187.00	Vertical	Horizontal	Pass
6646.250	-38.98	15.25	-13.0	-25.98	227.00	Vertical	Horizontal	Pass
12779.725	-39.17	15.89	-13.0	-26.17	177.00	Vertical	Horizontal	Pass

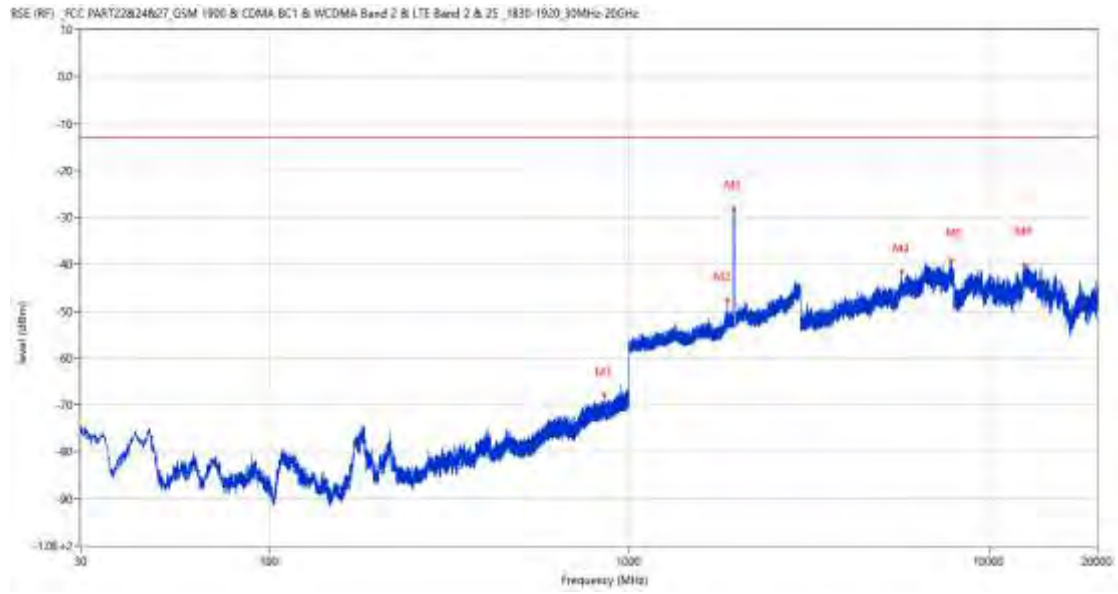
8.5 LTE Band 2 BW15, Middle Channel

RSE-H&H LTE Band 2 BW15 CH18900



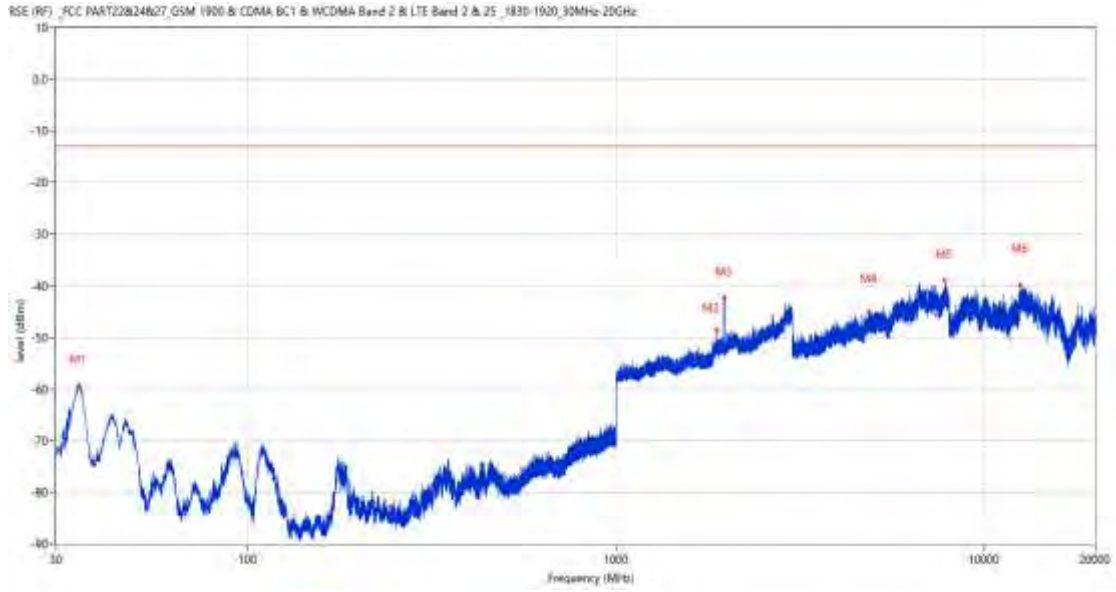
Frequency (MHz)	Result (dBm)	Factor (dB)	PK Limit (dBm)	Over Limit (dB)	Table (o)	ANT	EUT	Verdict
178.264	-73.16	-18.56	-13.0	-60.16	50.00	Horizontal	Horizontal	Pass
1874.100	-46.52	2.73	-13.0	-33.52	347.00	Horizontal	Horizontal	N/A
1961.800	-28.38	3.09	-13.0	-15.38	148.00	Horizontal	Horizontal	N/A
4897.000	-44.66	10.61	-13.0	-31.66	0.00	Horizontal	Horizontal	Pass
7807.500	-39.48	16.16	-13.0	-26.48	201.00	Horizontal	Horizontal	Pass
12666.401	-39.73	15.96	-13.0	-26.73	290.00	Horizontal	Horizontal	Pass

RSE-H&V LTE Band 2 BW15 CH18900



Frequency (MHz)	Result (dBm)	Factor (dB)	PK Limit (dBm)	Over Limit (dB)	Table (o)	ANT	EUT	Verdict
854.258	-67.99	-0.16	-13.0	-54.99	194.00	Horizontal	Vertical	Pass
1874.100	-47.68	2.73	-13.0	-34.68	361.00	Horizontal	Vertical	N/A
1957.100	-28.12	2.91	-13.0	-15.12	146.00	Horizontal	Vertical	N/A
5731.500	-41.52	12.27	-13.0	-28.52	356.00	Horizontal	Vertical	Pass
7830.500	-39.19	15.69	-13.0	-26.19	82.00	Horizontal	Vertical	Pass
12505.138	-40.07	15.56	-13.0	-27.07	240.00	Horizontal	Vertical	Pass

RSE-V&V LTE Band 2 BW15 CH18900



Frequency (MHz)	Result (dBm)	Factor (dB)	PK Limit (dBm)	Over Limit (dB)	Table (o)	ANT	EUT	Verdict
34.705	-59.23	-23.02	-13.0	-46.23	69.00	Vertical	Vertical	Pass
1874.100	-48.58	2.73	-13.0	-35.58	342.00	Vertical	Vertical	N/A
1964.700	-42.34	2.99	-13.0	-29.34	92.00	Vertical	Vertical	N/A
4856.750	-44.97	10.17	-13.0	-31.97	289.00	Vertical	Vertical	Pass
7808.750	-39.04	16.16	-13.0	-26.04	258.00	Vertical	Vertical	Pass
12512.026	-39.87	15.41	-13.0	-26.87	181.00	Vertical	Vertical	Pass

RSE-V&H LTE Band 2 BW15 CH18900



Frequency (MHz)	Result (dBm)	Factor (dB)	PK Limit (dBm)	Over Limit (dB)	Table (o)	ANT	EUT	Verdict
34.511	-64.37	-23.06	-13.0	-51.37	82.00	Vertical	Horizontal	Pass
1874.400	-49.54	2.73	-13.0	-36.54	22.00	Vertical	Horizontal	N/A
1965.800	-43.89	3.08	-13.0	-30.89	22.00	Vertical	Horizontal	N/A
4873.250	-44.77	10.31	-13.0	-31.77	234.00	Vertical	Horizontal	Pass
7738.500	-38.16	14.27	-13.0	-25.16	79.00	Vertical	Horizontal	Pass
12572.349	-40.18	14.89	-13.0	-27.18	350.00	Vertical	Horizontal	Pass

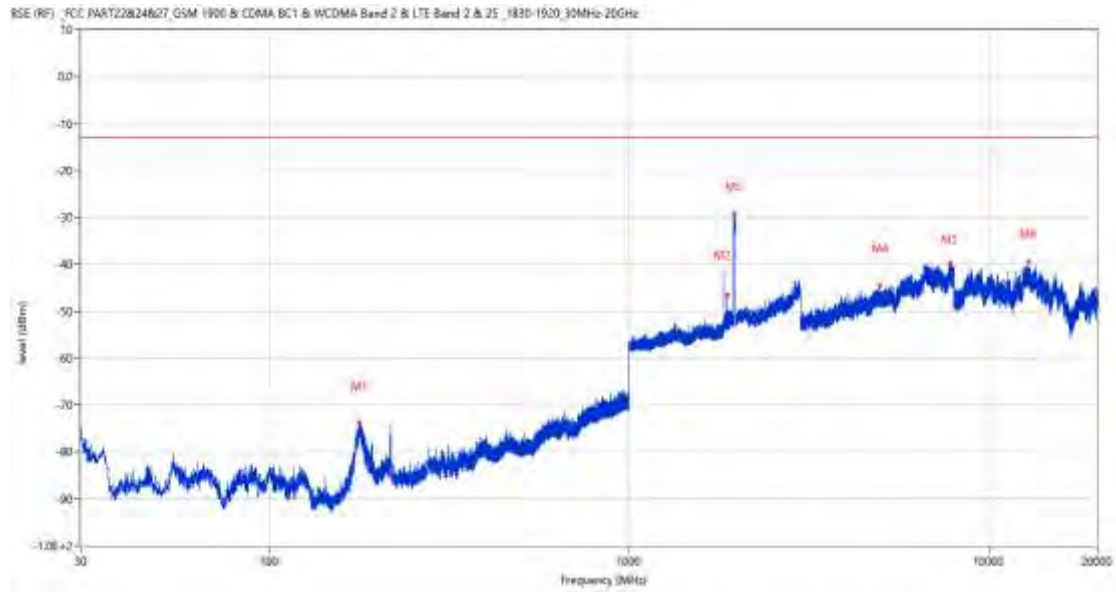
8.6 LTE Band 2 BW20, Middle Channel

RSE-H&H LTE Band 2 BW20 CH18900



Frequency (MHz)	Result (dBm)	Factor (dB)	PK Limit (dBm)	Over Limit (dB)	Table (o)	ANT	EUT	Verdict
178.604	-73.55	-18.49	-13.0	-60.55	52.00	Horizontal	Horizontal	Pass
1872.100	-47.64	2.70	-13.0	-34.64	349.00	Horizontal	Horizontal	N/A
1969.200	-28.57	2.83	-13.0	-15.57	146.00	Horizontal	Horizontal	N/A
4748.750	-44.44	9.90	-13.0	-31.44	360.00	Horizontal	Horizontal	Pass
7351.750	-39.38	14.82	-13.0	-26.38	67.00	Horizontal	Horizontal	Pass
12894.638	-38.68	16.61	-13.0	-25.68	-2.00	Horizontal	Horizontal	Pass

RSE-H&V LTE Band 2 BW20 CH18900



Frequency (MHz)	Result (dBm)	Factor (dB)	PK Limit (dBm)	Over Limit (dB)	Table (o)	ANT	EUT	Verdict
178.361	-73.68	-18.54	-13.0	-60.68	357.00	Horizontal	Vertical	Pass
1871.800	-46.48	2.70	-13.0	-33.48	160.00	Horizontal	Vertical	N/A
1957.500	-29.13	3.02	-13.0	-16.13	153.00	Horizontal	Vertical	N/A
4964.000	-44.56	10.54	-13.0	-31.56	275.00	Horizontal	Vertical	Pass
7820.000	-39.81	16.30	-13.0	-26.81	102.00	Horizontal	Vertical	Pass
12892.826	-39.49	16.55	-13.0	-26.49	185.00	Horizontal	Vertical	Pass

RSE-V&V LTE Band 2 BW20 CH18900



Frequency (MHz)	Result (dBm)	Factor (dB)	PK Limit (dBm)	Over Limit (dB)	Table (o)	ANT	EUT	Verdict
34.705	-63.33	-23.02	-13.0	-50.33	275.00	Vertical	Vertical	Pass
1871.700	-49.24	2.70	-13.0	-36.24	40.00	Vertical	Vertical	N/A
1953.600	-42.81	3.08	-13.0	-29.81	83.00	Vertical	Vertical	N/A
4996.500	-43.95	10.87	-13.0	-30.95	182.00	Vertical	Vertical	Pass
7202.000	-39.83	14.58	-13.0	-26.83	249.00	Vertical	Vertical	Pass
12530.076	-40.16	15.05	-13.0	-27.16	39.00	Vertical	Vertical	Pass

RSE-V&H LTE Band 2 BW20 CH18900

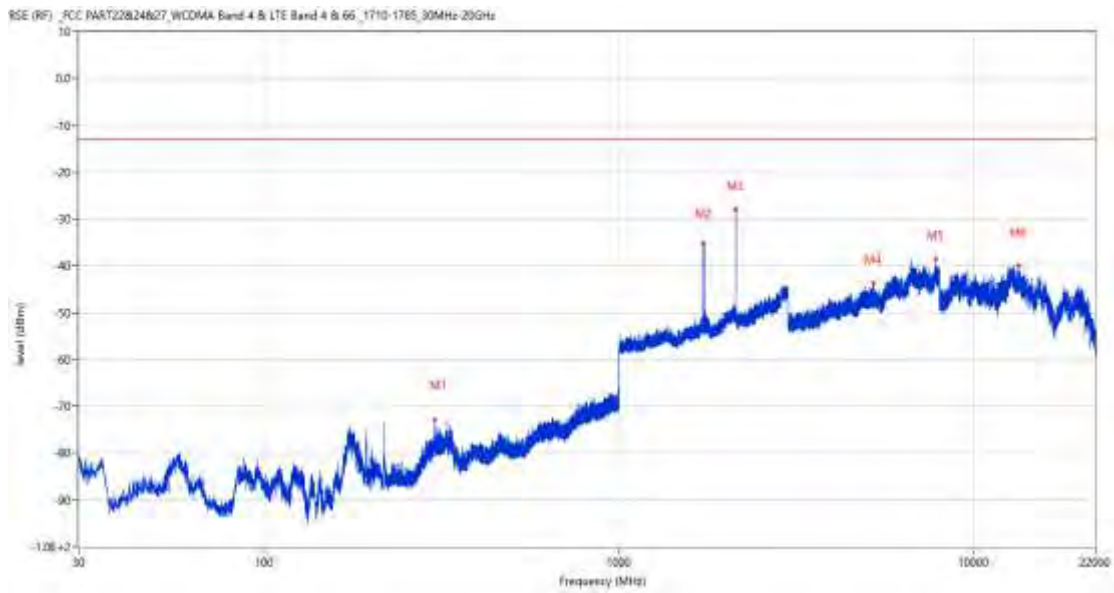


Frequency (MHz)	Result (dBm)	Factor (dB)	PK Limit (dBm)	Over Limit (dB)	Table (o)	ANT	EUT	Verdict
34.705	-64.79	-23.02	-13.0	-51.79	85.00	Vertical	Horizontal	Pass
1836.000	-48.67	1.55	-13.0	-35.67	246.00	Vertical	Horizontal	Pass
1969.500	-43.74	2.88	-13.0	-30.74	26.00	Vertical	Horizontal	N/A
2882.600	-43.43	10.73	-13.0	-30.43	357.00	Vertical	Horizontal	Pass
6652.750	-39.81	15.03	-13.0	-26.81	82.00	Vertical	Horizontal	Pass
12664.500	-40.08	15.92	-13.0	-27.08	39.00	Vertical	Horizontal	Pass

9 LTE Band 4

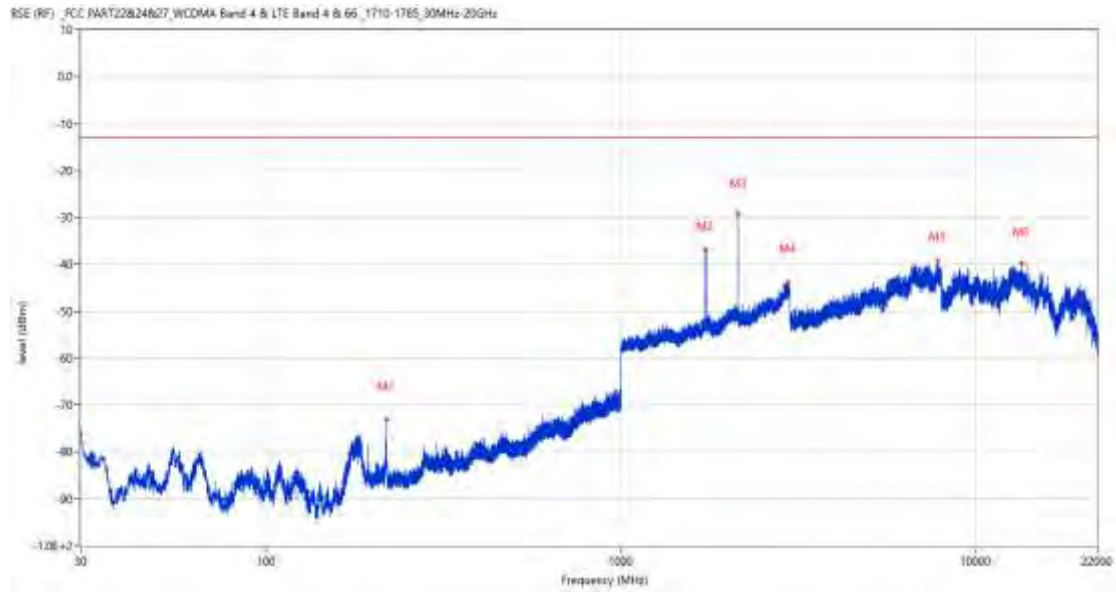
9.1 LTE Band 4 BW1.4, Middle Channel

RSE-H&H LTE Band 4 BW1.4 CH20175



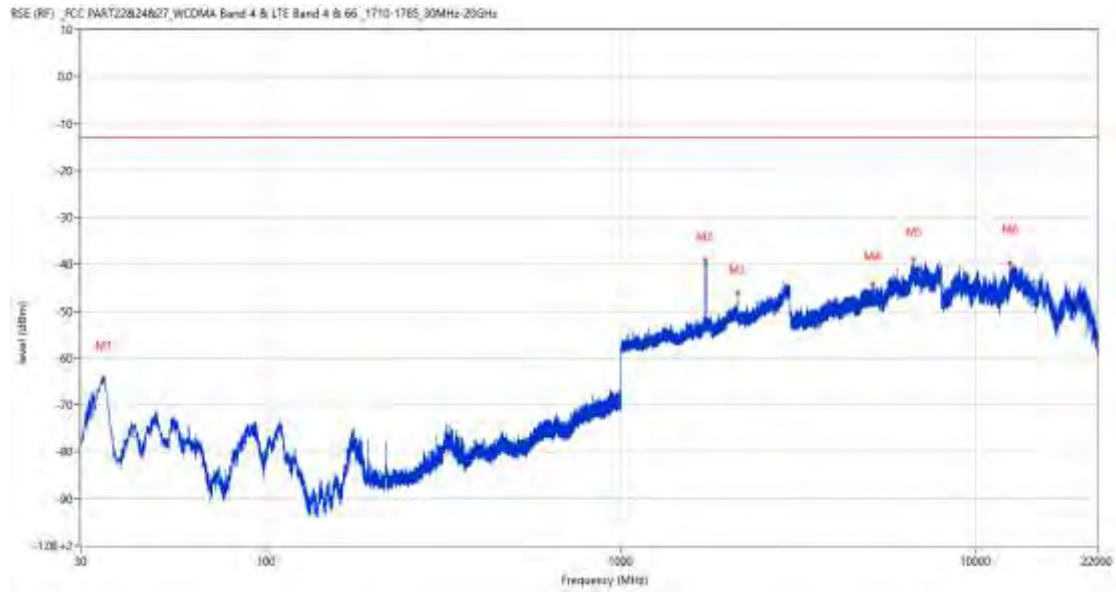
Frequency (MHz)	Result (dBm)	Factor (dB)	PK Limit (dBm)	Over Limit (dB)	Table (o)	ANT	EUT	Verdict
302.909	-72.96	-14.75	-13.0	-59.96	303.00	Horizontal	Horizontal	Pass
1732.800	-35.25	2.02	-13.0	-22.25	0.00	Horizontal	Horizontal	N/A
2133.600	-27.86	3.95	-13.0	-14.86	123.00	Horizontal	Horizontal	N/A
5218.000	-43.62	10.49	-13.0	-30.62	73.00	Horizontal	Horizontal	Pass
7802.000	-38.56	15.82	-13.0	-25.56	201.00	Horizontal	Horizontal	Pass
13410.450	-39.99	16.29	-13.0	-26.99	308.00	Horizontal	Horizontal	Pass

RSE-H&V LTE Band 4 BW1.4 CH20175



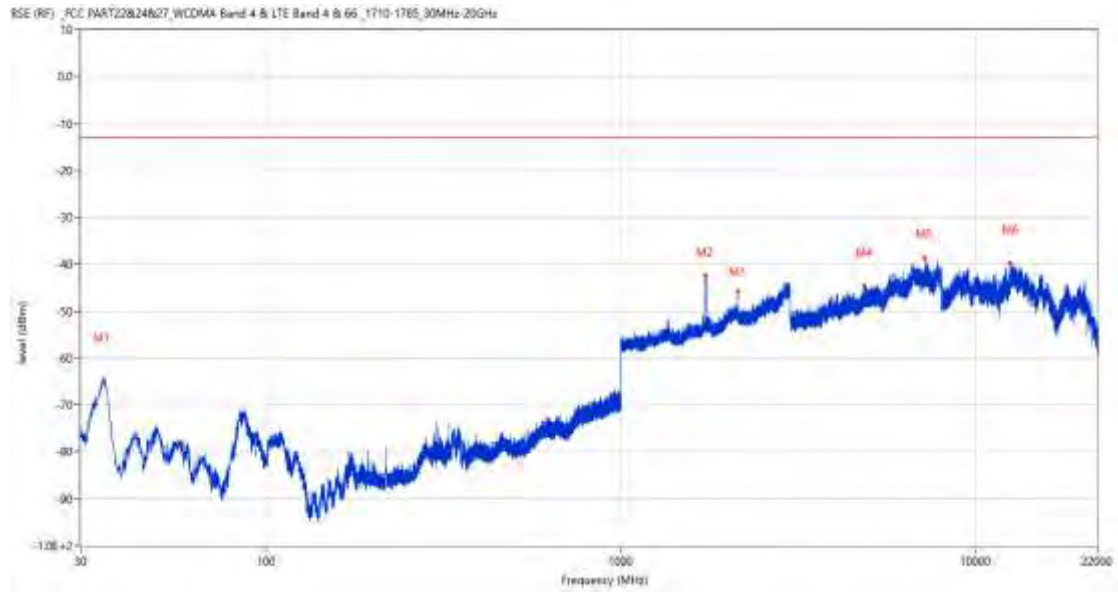
Frequency (MHz)	Result (dBm)	Factor (dB)	PK Limit (dBm)	Over Limit (dB)	Table (o)	ANT	EUT	Verdict
217.889	-73.15	-16.52	-13.0	-60.15	101.00	Horizontal	Vertical	Pass
1732.800	-36.91	2.02	-13.0	-23.91	-1.00	Horizontal	Vertical	N/A
2132.900	-29.10	3.97	-13.0	-16.10	139.00	Horizontal	Vertical	N/A
2961.700	-43.88	11.48	-13.0	-30.88	213.00	Horizontal	Vertical	Pass
7803.750	-39.08	15.93	-13.0	-26.08	120.00	Horizontal	Vertical	Pass
13458.088	-39.76	15.85	-13.0	-26.76	347.00	Horizontal	Vertical	Pass

RSE-V&V LTE Band 4 BW1.4 CH20175



Frequency (MHz)	Result (dBm)	Factor (dB)	PK Limit (dBm)	Over Limit (dB)	Table (o)	ANT	EUT	Verdict
34.850	-64.19	-22.99	-13.0	-51.19	66.00	Vertical	Vertical	Pass
1732.700	-39.16	2.02	-13.0	-26.16	266.00	Vertical	Vertical	N/A
2133.200	-46.23	3.96	-13.0	-33.23	104.00	Vertical	Vertical	N/A
5121.250	-44.37	10.87	-13.0	-31.37	348.00	Vertical	Vertical	Pass
6651.500	-38.92	15.06	-13.0	-25.92	27.00	Vertical	Vertical	Pass
12511.075	-39.76	15.43	-13.0	-26.76	82.00	Vertical	Vertical	Pass

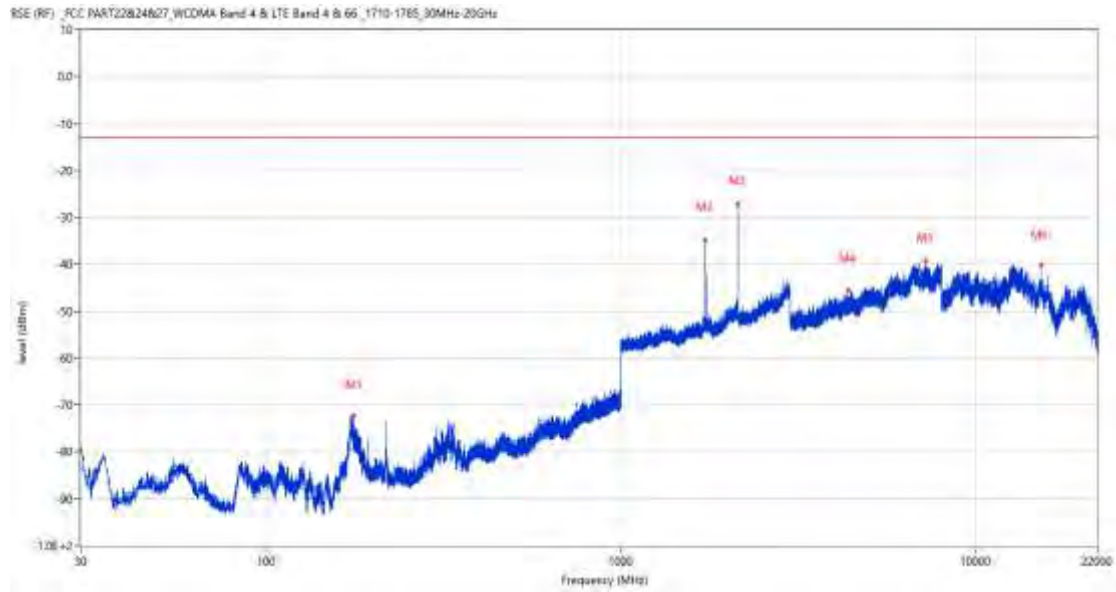
RSE-V&H LTE Band 4 BW1.4 CH20175



Frequency (MHz)	Result (dBm)	Factor (dB)	PK Limit (dBm)	Over Limit (dB)	Table (o)	ANT	EUT	Verdict
34.850	-64.73	-22.99	-13.0	-51.73	138.00	Vertical	Horizontal	Pass
1732.800	-42.37	2.02	-13.0	-29.37	330.00	Vertical	Horizontal	N/A
2133.000	-45.74	3.97	-13.0	-32.74	323.00	Vertical	Horizontal	N/A
4846.000	-44.47	10.03	-13.0	-31.47	58.00	Vertical	Horizontal	Pass
7189.500	-38.78	14.56	-13.0	-25.78	8.00	Vertical	Horizontal	Pass
12502.050	-39.63	15.62	-13.0	-26.63	258.00	Vertical	Horizontal	Pass

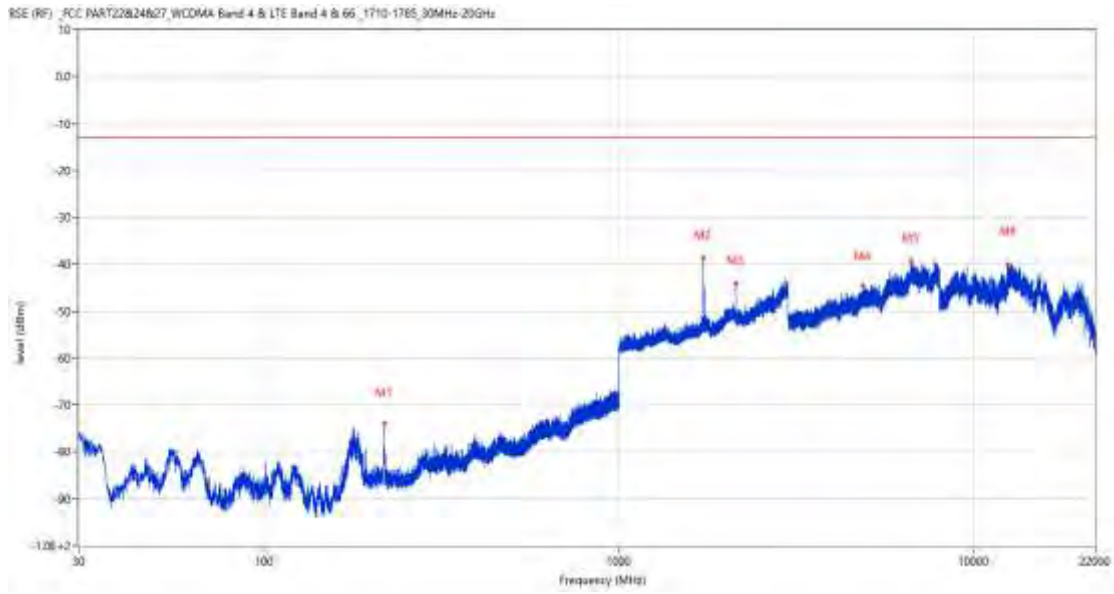
9.2 LTE Band 4 BW3, Middle Channel

RSE-H&H LTE Band 4 BW3 CH20175



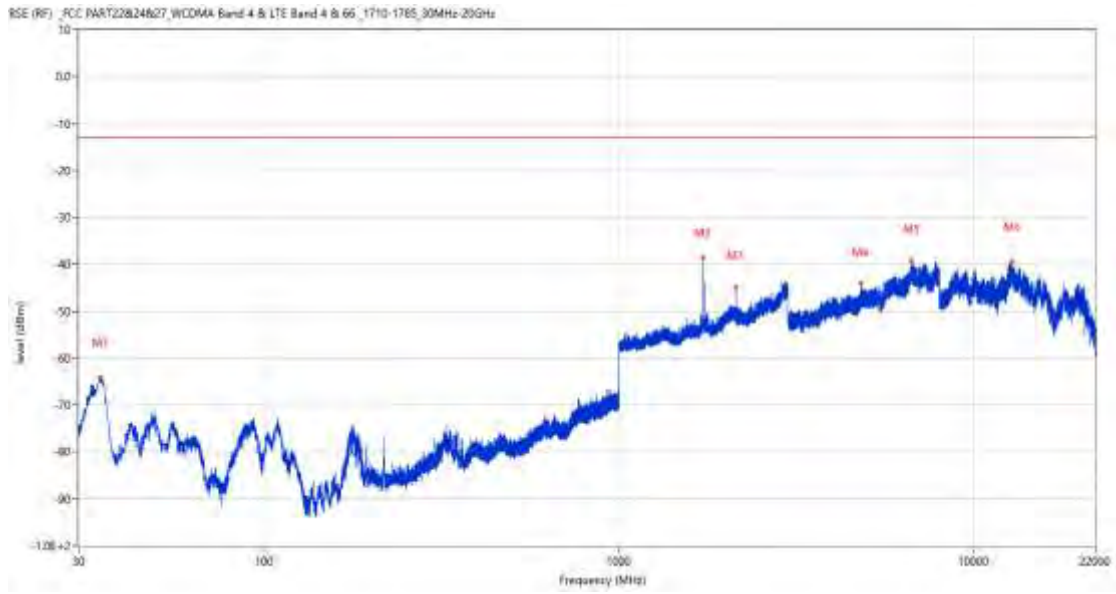
Frequency (MHz)	Result (dBm)	Factor (dB)	PK Limit (dBm)	Over Limit (dB)	Table (o)	ANT	EUT	Verdict
176.179	-72.29	-18.94	-13.0	-59.29	226.00	Horizontal	Horizontal	Pass
1732.000	-34.83	2.02	-13.0	-21.83	3.00	Horizontal	Horizontal	N/A
2133.500	-27.12	3.95	-13.0	-14.12	125.00	Horizontal	Horizontal	N/A
4360.250	-45.53	9.31	-13.0	-32.53	328.00	Horizontal	Horizontal	Pass
7194.750	-39.32	14.73	-13.0	-26.32	360.00	Horizontal	Horizontal	Pass
15295.138	-40.23	14.12	-13.0	-27.23	156.00	Horizontal	Horizontal	Pass

RSE-H&V LTE Band 4 BW3 CH20175



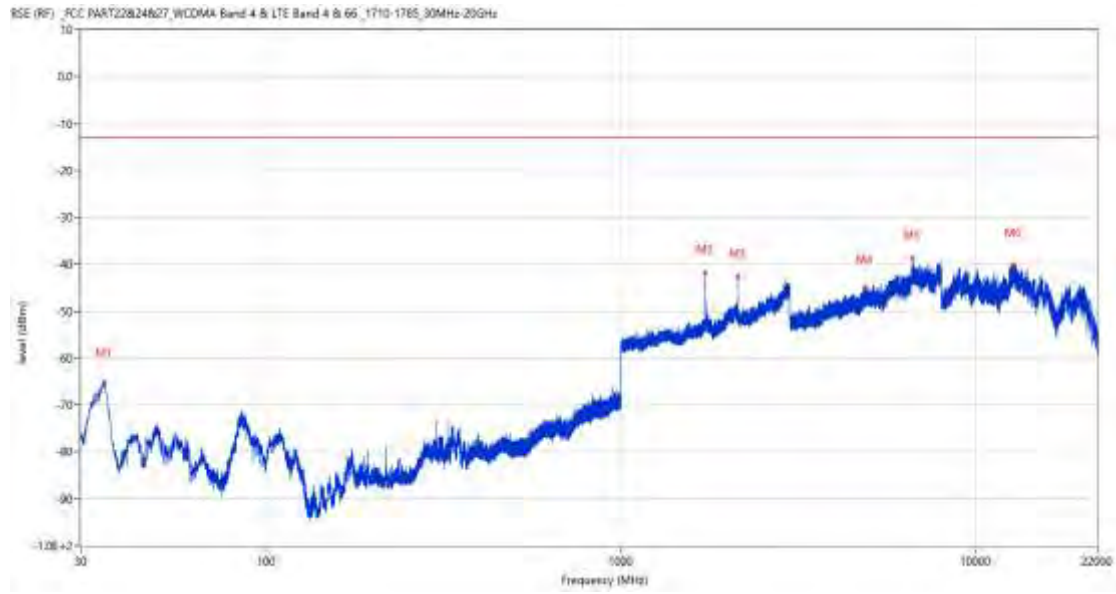
Frequency (MHz)	Result (dBm)	Factor (dB)	PK Limit (dBm)	Over Limit (dB)	Table (o)	ANT	EUT	Verdict
218.034	-73.87	-16.49	-13.0	-60.87	79.00	Horizontal	Vertical	Pass
1731.900	-38.68	2.02	-13.0	-25.68	280.00	Horizontal	Vertical	N/A
2133.700	-44.07	3.97	-13.0	-31.07	100.00	Horizontal	Vertical	N/A
4861.500	-44.42	10.16	-13.0	-31.42	67.00	Horizontal	Vertical	Pass
6643.500	-39.40	15.14	-13.0	-26.40	19.00	Horizontal	Vertical	Pass
12493.737	-40.23	15.45	-13.0	-27.23	42.00	Horizontal	Vertical	Pass

RSE-V&V LTE Band 4 BW3 CH20175



Frequency (MHz)	Result (dBm)	Factor (dB)	PK Limit (dBm)	Over Limit (dB)	Table (o)	ANT	EUT	Verdict
34.462	-64.18	-23.08	-13.0	-51.18	110.00	Vertical	Vertical	Pass
1732.100	-38.40	2.02	-13.0	-25.40	100.00	Vertical	Vertical	N/A
2133.500	-44.91	3.95	-13.0	-31.91	113.00	Vertical	Vertical	N/A
4809.250	-44.16	10.00	-13.0	-31.16	352.00	Vertical	Vertical	Pass
6657.750	-39.24	14.90	-13.0	-26.24	85.00	Vertical	Vertical	Pass
12745.962	-39.50	16.04	-13.0	-26.50	300.00	Vertical	Vertical	Pass

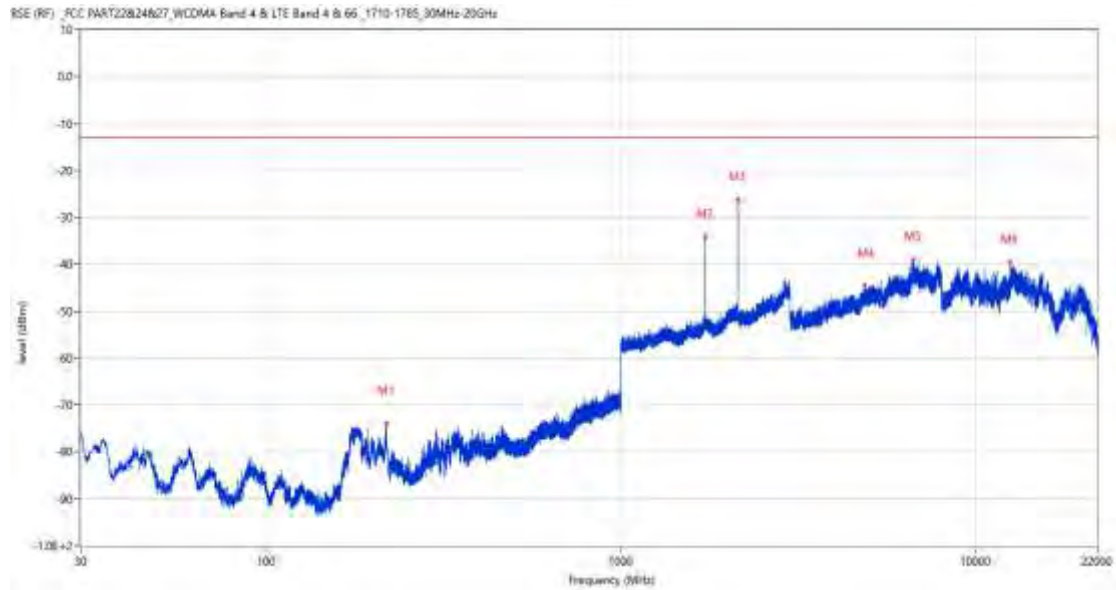
RSE-V&H LTE Band 4 BW3 CH20175



Frequency (MHz)	Result (dBm)	Factor (dB)	PK Limit (dBm)	Over Limit (dB)	Table (o)	ANT	EUT	Verdict
34.947	-65.28	-22.97	-13.0	-52.28	85.00	Vertical	Horizontal	Pass
1732.000	-41.77	2.02	-13.0	-28.77	331.00	Vertical	Horizontal	N/A
2132.800	-42.69	3.98	-13.0	-29.69	16.00	Vertical	Horizontal	N/A
4869.500	-44.92	10.19	-13.0	-31.92	214.00	Vertical	Horizontal	Pass
6626.000	-38.66	14.82	-13.0	-25.66	39.00	Vertical	Horizontal	Pass
12742.875	-40.14	16.08	-13.0	-27.14	243.00	Vertical	Horizontal	Pass

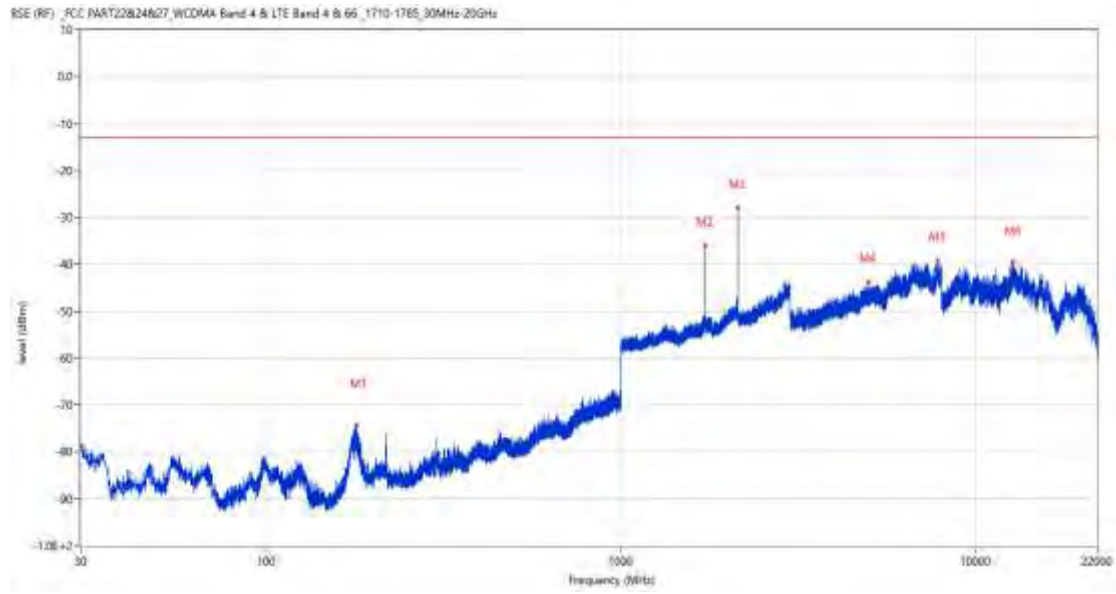
9.3 LTE Band 4 BW5, Middle Channel

RSE-H&H LTE Band 4 BW5 CH20175



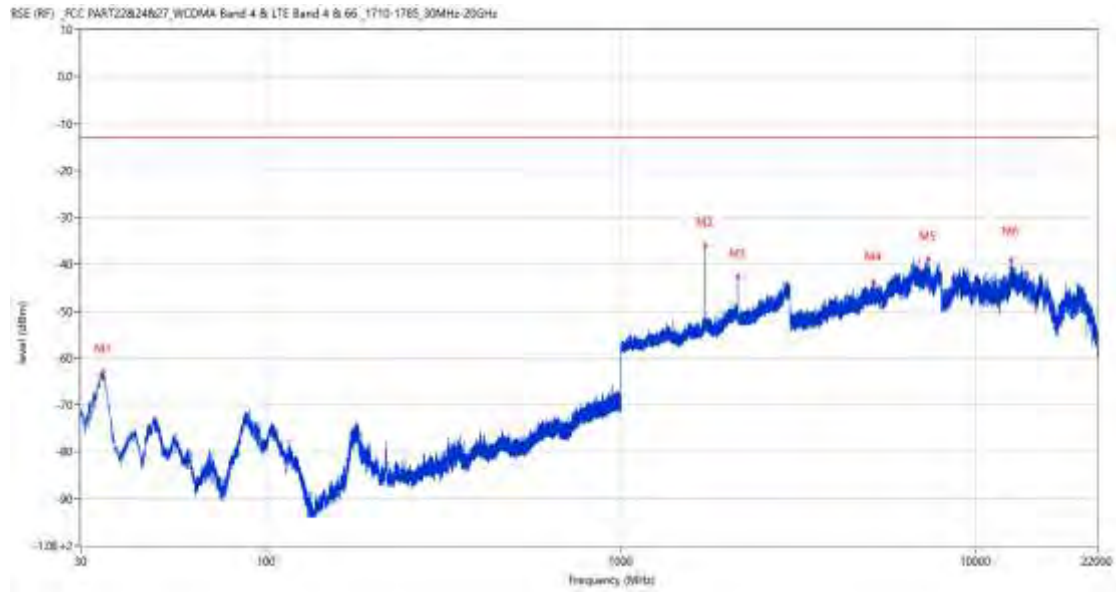
Frequency (MHz)	Result (dBm)	Factor (dB)	PK Limit (dBm)	Over Limit (dB)	Table (o)	ANT	EUT	Verdict
217.695	-73.85	-16.57	-13.0	-60.85	61.00	Horizontal	Horizontal	Pass
1731.100	-34.17	2.02	-13.0	-21.17	19.00	Horizontal	Horizontal	N/A
2134.400	-26.34	4.08	-13.0	-13.34	130.00	Horizontal	Horizontal	N/A
4874.750	-44.59	10.37	-13.0	-31.59	244.00	Horizontal	Horizontal	Pass
6649.000	-38.83	15.18	-13.0	-25.83	173.00	Horizontal	Horizontal	Pass
12504.662	-39.47	15.56	-13.0	-26.47	260.00	Horizontal	Horizontal	Pass

RSE-H&V LTE Band 4 BW5 CH20175



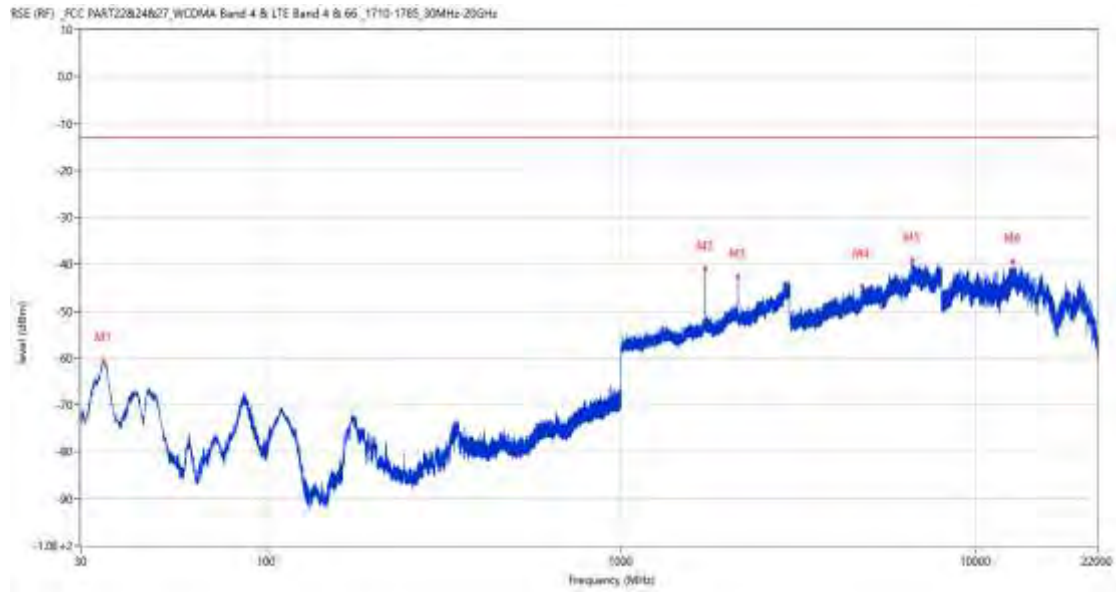
Frequency (MHz)	Result (dBm)	Factor (dB)	PK Limit (dBm)	Over Limit (dB)	Table (o)	ANT	EUT	Verdict
179.574	-74.21	-18.20	-13.0	-61.21	356.00	Horizontal	Vertical	Pass
1731.000	-36.08	2.02	-13.0	-23.08	353.00	Horizontal	Vertical	N/A
2132.300	-27.96	3.96	-13.0	-14.96	136.00	Horizontal	Vertical	N/A
4975.000	-43.89	10.97	-13.0	-30.89	88.00	Horizontal	Vertical	Pass
7818.000	-39.14	16.32	-13.0	-26.14	88.00	Horizontal	Vertical	Pass
12700.599	-39.51	16.53	-13.0	-26.51	344.00	Horizontal	Vertical	Pass

RSE-V&V LTE Band 4 BW5 CH20175



Frequency (MHz)	Result (dBm)	Factor (dB)	PK Limit (dBm)	Over Limit (dB)	Table (o)	ANT	EUT	Verdict
34.898	-62.99	-22.98	-13.0	-49.99	79.00	Vertical	Vertical	Pass
1731.100	-36.06	2.02	-13.0	-23.06	89.00	Vertical	Vertical	N/A
2132.800	-42.58	3.98	-13.0	-29.58	140.00	Vertical	Vertical	N/A
5145.000	-43.87	11.02	-13.0	-30.87	306.00	Vertical	Vertical	Pass
7352.000	-38.94	14.87	-13.0	-25.94	18.00	Vertical	Vertical	Pass
12575.674	-39.18	14.93	-13.0	-26.18	215.00	Vertical	Vertical	Pass

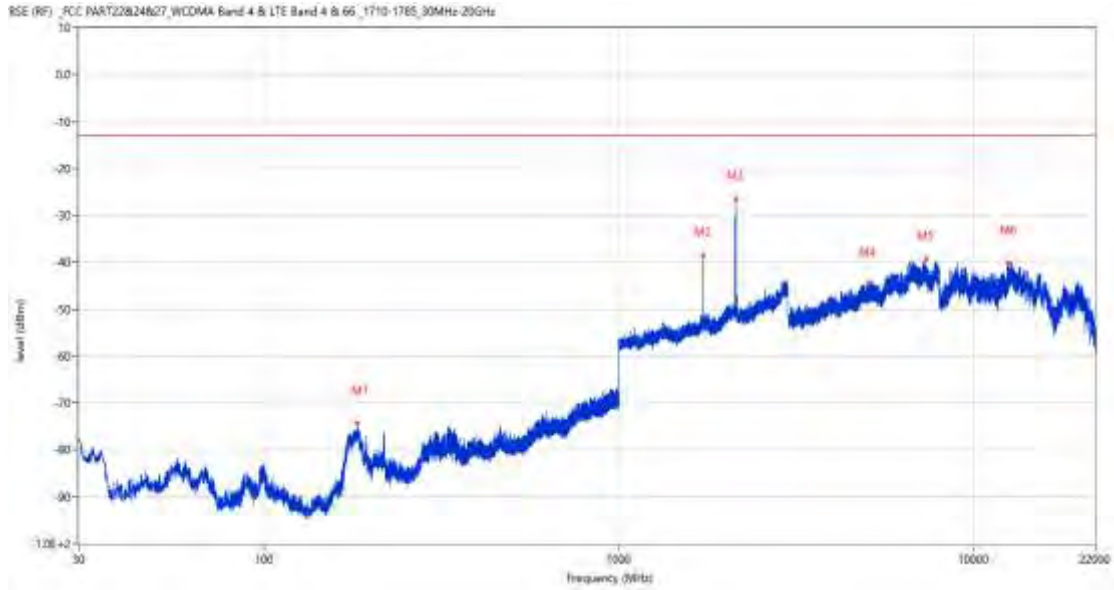
RSE-V&H LTE Band 4 BW5 CH20175



Frequency (MHz)	Result (dBm)	Factor (dB)	PK Limit (dBm)	Over Limit (dB)	Table (o)	ANT	EUT	Verdict
34.801	-60.54	-23.00	-13.0	-47.54	57.00	Vertical	Horizontal	Pass
1731.000	-40.98	2.02	-13.0	-27.98	221.00	Vertical	Horizontal	N/A
2135.000	-42.56	3.99	-13.0	-29.56	125.00	Vertical	Horizontal	N/A
4769.750	-44.65	9.99	-13.0	-31.65	318.00	Vertical	Horizontal	Pass
6628.000	-39.11	14.83	-13.0	-26.11	66.00	Vertical	Horizontal	Pass
12734.800	-39.33	16.16	-13.0	-26.33	145.00	Vertical	Horizontal	Pass

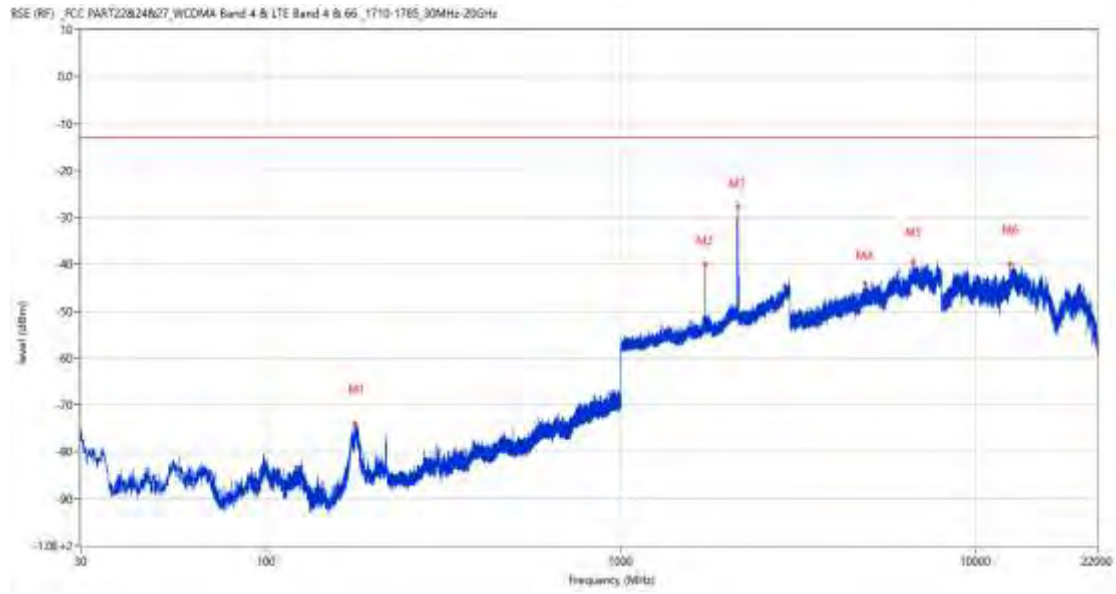
9.4 LTE Band 4 BW10, Middle Channel

RSE-H&H LTE Band 4 BW10 CH20175



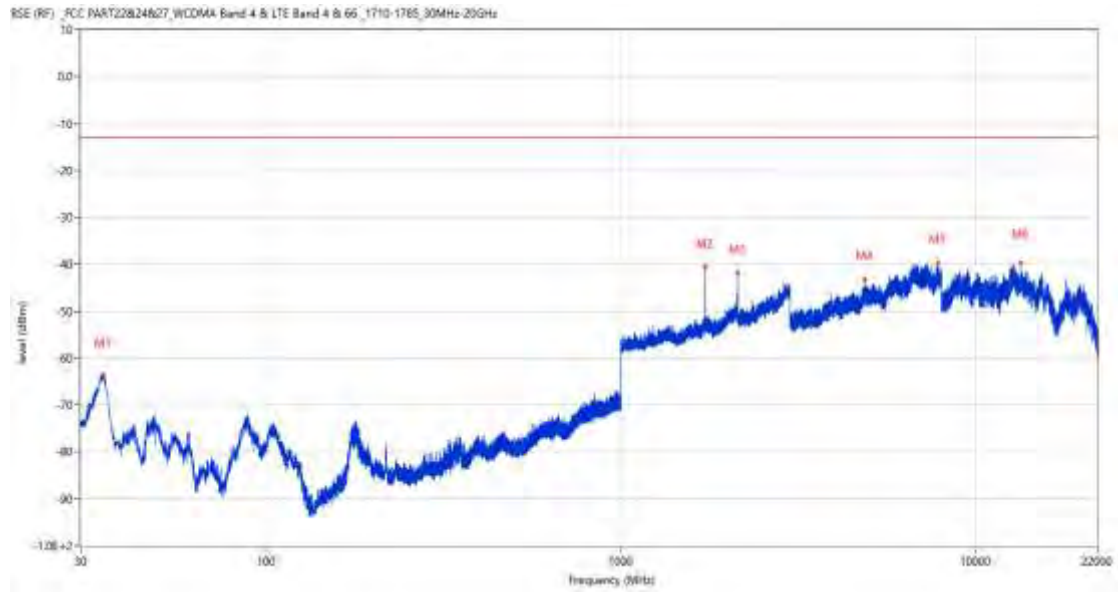
Frequency (MHz)	Result (dBm)	Factor (dB)	PK Limit (dBm)	Over Limit (dB)	Table (o)	ANT	EUT	Verdict
182.775	-74.40	-17.46	-13.0	-61.40	81.00	Horizontal	Horizontal	Pass
1728.800	-38.58	2.02	-13.0	-25.58	314.00	Horizontal	Horizontal	N/A
2137.000	-26.42	3.87	-13.0	-13.42	122.00	Horizontal	Horizontal	N/A
5062.000	-44.32	11.25	-13.0	-31.32	360.00	Horizontal	Horizontal	Pass
7353.000	-39.37	14.95	-13.0	-26.37	250.00	Horizontal	Horizontal	Pass
12495.400	-40.17	15.51	-13.0	-27.17	100.00	Horizontal	Horizontal	Pass

RSE-H&V LTE Band 4 BW10 CH20175



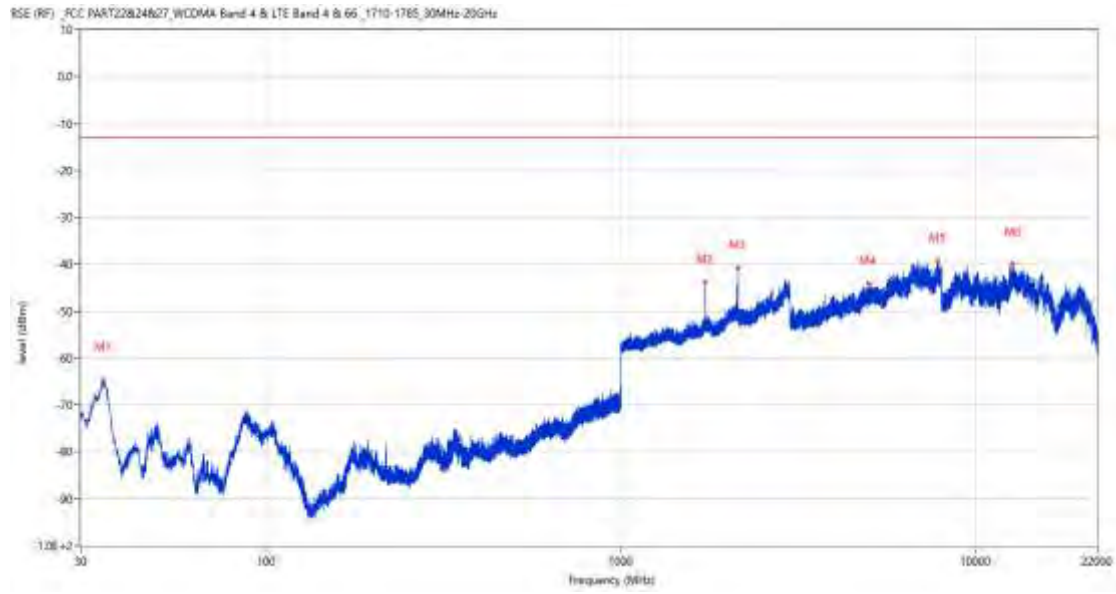
Frequency (MHz)	Result (dBm)	Factor (dB)	PK Limit (dBm)	Over Limit (dB)	Table (o)	ANT	EUT	Verdict
177.149	-73.82	-18.91	-13.0	-60.82	198.00	Horizontal	Vertical	Pass
1728.700	-39.93	2.02	-13.0	-26.93	355.00	Horizontal	Vertical	N/A
2133.900	-27.72	4.00	-13.0	-14.72	133.00	Horizontal	Vertical	N/A
4864.750	-44.01	10.14	-13.0	-31.01	107.00	Horizontal	Vertical	Pass
6653.500	-39.59	15.02	-13.0	-26.59	107.00	Horizontal	Vertical	Pass
12503.713	-39.97	15.58	-13.0	-26.97	303.00	Horizontal	Vertical	Pass

RSE-V&V LTE Band 4 BW10 CH20175



Frequency (MHz)	Result (dBm)	Factor (dB)	PK Limit (dBm)	Over Limit (dB)	Table (o)	ANT	EUT	Verdict
34.559	-63.59	-23.05	-13.0	-50.59	126.00	Vertical	Vertical	Pass
1728.800	-40.55	2.02	-13.0	-27.55	34.00	Vertical	Vertical	N/A
2136.100	-41.87	3.86	-13.0	-28.87	71.00	Vertical	Vertical	N/A
4871.250	-43.33	10.15	-13.0	-30.33	19.00	Vertical	Vertical	Pass
7803.250	-39.66	15.98	-13.0	-26.66	100.00	Vertical	Vertical	Pass
13399.812	-39.66	16.35	-13.0	-26.66	362.00	Vertical	Vertical	Pass

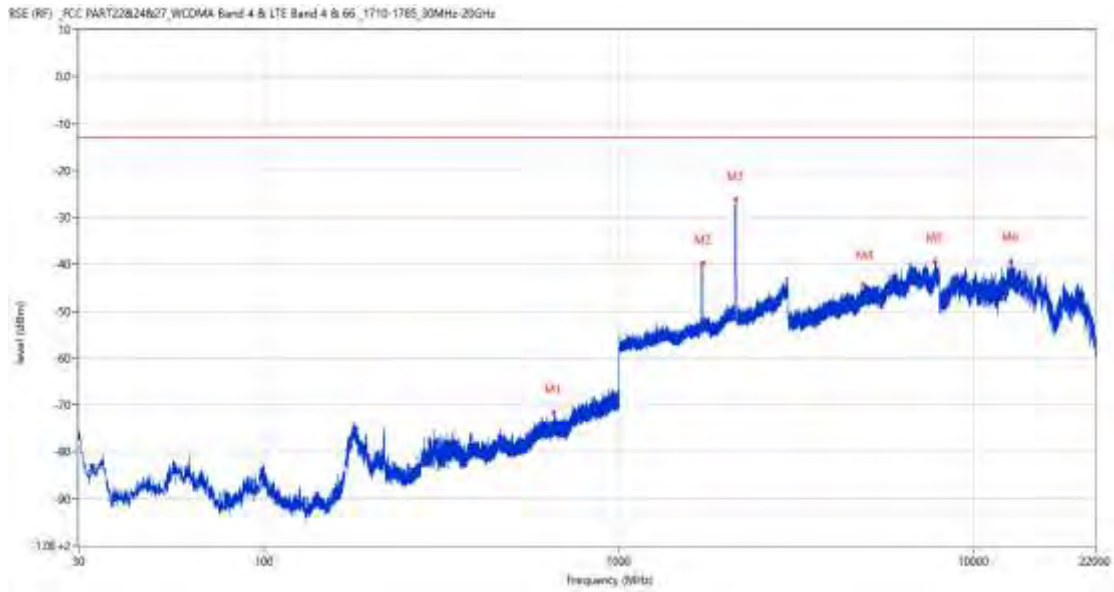
RSE-V&H LTE Band 4 BW10 CH20175



Frequency (MHz)	Result (dBm)	Factor (dB)	PK Limit (dBm)	Over Limit (dB)	Table (o)	ANT	EUT	Verdict
34.608	-64.71	-23.04	-13.0	-51.71	312.00	Vertical	Horizontal	Pass
1729.100	-43.92	2.02	-13.0	-30.92	360.00	Vertical	Horizontal	N/A
2134.500	-40.69	4.07	-13.0	-27.69	127.00	Vertical	Horizontal	N/A
4976.000	-44.10	11.06	-13.0	-31.10	65.00	Vertical	Horizontal	Pass
7810.000	-39.24	16.27	-13.0	-26.24	18.00	Vertical	Horizontal	Pass
12722.925	-39.97	16.29	-13.0	-26.97	326.00	Vertical	Horizontal	Pass

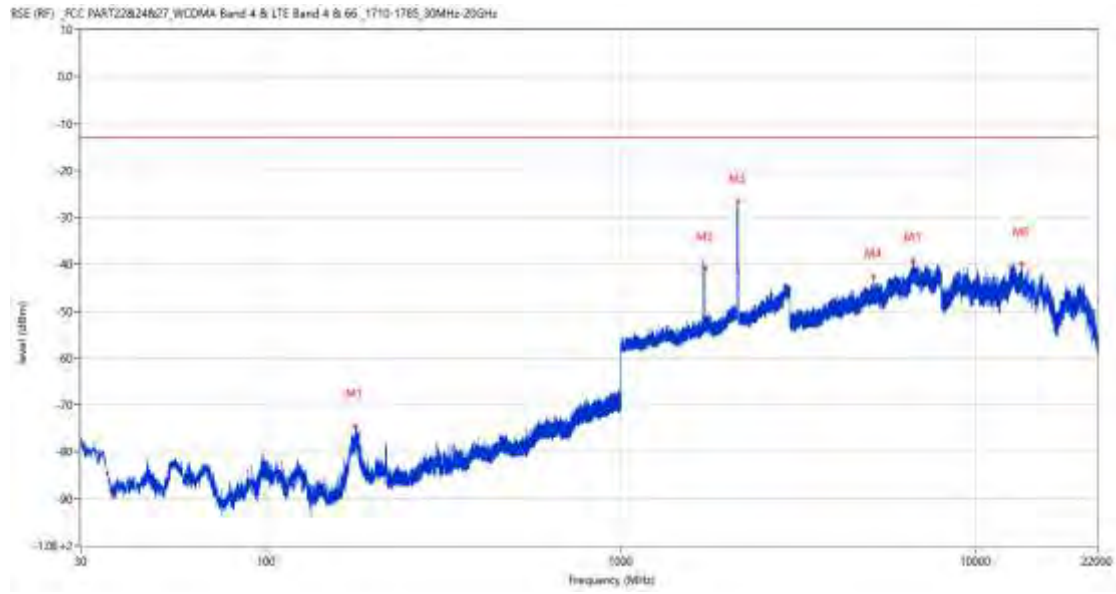
9.5 LTE Band 4 BW15, Middle Channel

RSE-H&H LTE Band 4 BW15 CH20175



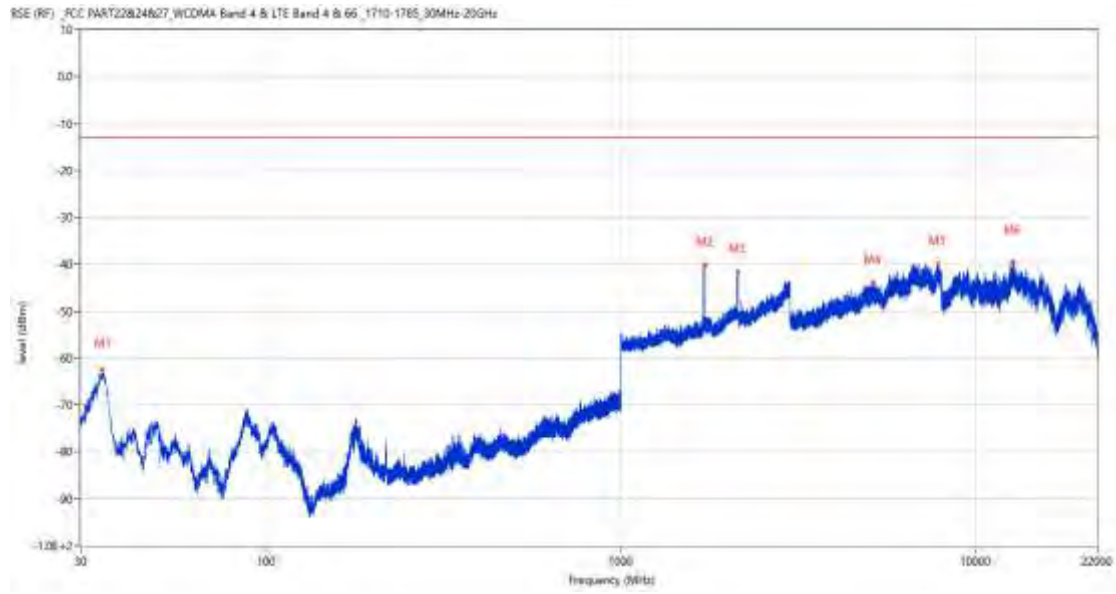
Frequency (MHz)	Result (dBm)	Factor (dB)	PK Limit (dBm)	Over Limit (dB)	Table (o)	ANT	EUT	Verdict
654.680	-71.65	-4.25	-13.0	-58.65	347.00	Horizontal	Horizontal	Pass
1726.500	-39.71	2.01	-13.0	-26.71	360.00	Horizontal	Horizontal	N/A
2131.800	-26.34	3.94	-13.0	-13.34	134.00	Horizontal	Horizontal	N/A
4851.000	-44.27	9.95	-13.0	-31.27	341.00	Horizontal	Horizontal	Pass
7792.500	-39.57	15.57	-13.0	-26.57	225.00	Horizontal	Horizontal	Pass
12733.612	-39.35	16.18	-13.0	-26.35	362.00	Horizontal	Horizontal	Pass

RSE-H&V LTE Band 4 BW15 CH20175



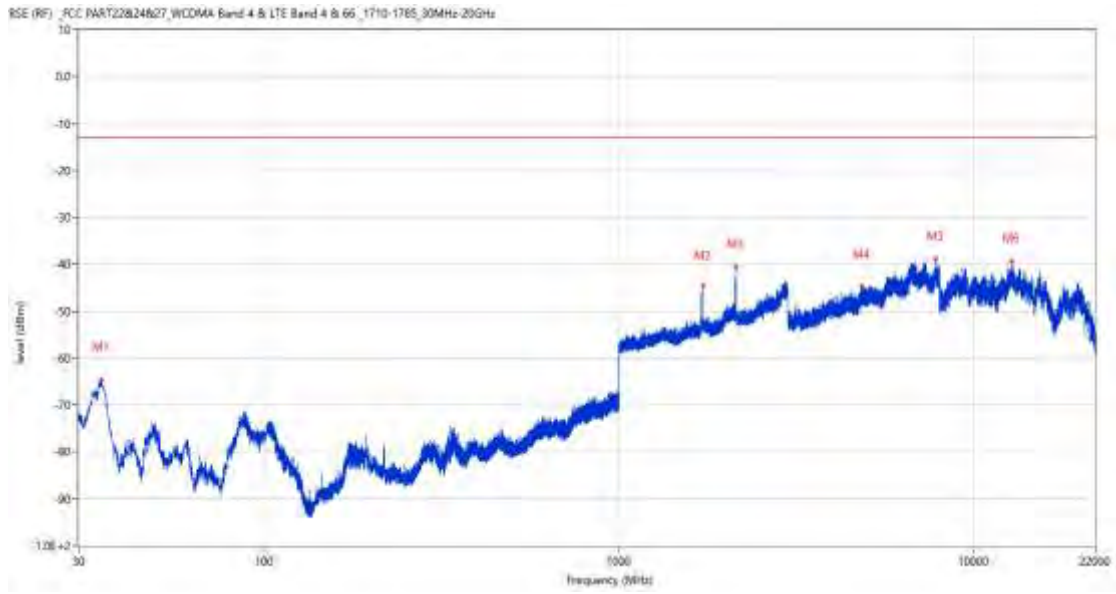
Frequency (MHz)	Result (dBm)	Factor (dB)	PK Limit (dBm)	Over Limit (dB)	Table (o)	ANT	EUT	Verdict
178.750	-74.51	-18.44	-13.0	-61.51	359.00	Horizontal	Vertical	Pass
1726.500	-40.84	2.01	-13.0	-27.84	176.00	Horizontal	Vertical	N/A
2133.200	-26.73	3.96	-13.0	-13.73	138.00	Horizontal	Vertical	N/A
5139.250	-42.70	11.03	-13.0	-29.70	42.00	Horizontal	Vertical	Pass
6650.250	-39.22	15.11	-13.0	-26.22	239.00	Horizontal	Vertical	Pass
13446.525	-40.02	16.07	-13.0	-27.02	-1.00	Horizontal	Vertical	Pass

RSE-V&V LTE Band 4 BW15 CH20175



Frequency (MHz)	Result (dBm)	Factor (dB)	PK Limit (dBm)	Over Limit (dB)	Table (o)	ANT	EUT	Verdict
34.462	-62.55	-23.08	-13.0	-49.55	98.00	Vertical	Vertical	Pass
1726.500	-40.16	2.01	-13.0	-27.16	97.00	Vertical	Vertical	N/A
2129.400	-41.62	3.92	-13.0	-28.62	136.00	Vertical	Vertical	N/A
5115.250	-43.89	11.07	-13.0	-30.89	214.00	Vertical	Vertical	Pass
7801.500	-39.92	15.86	-13.0	-26.92	295.00	Vertical	Vertical	Pass
12735.750	-39.51	16.15	-13.0	-26.51	109.00	Vertical	Vertical	Pass

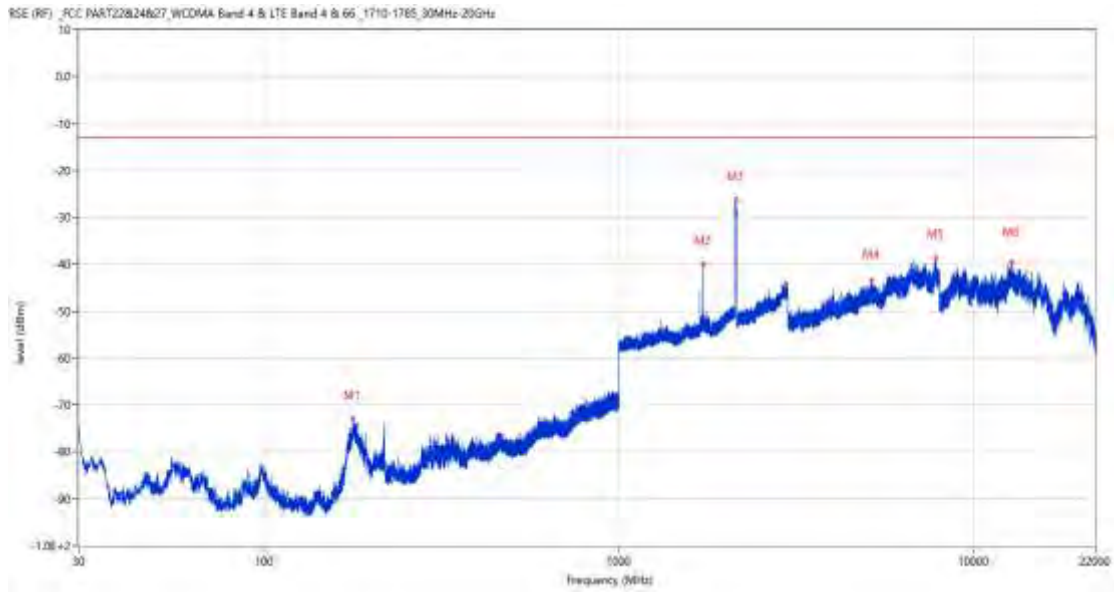
RSE-V&H LTE Band 4 BW15 CH20175



Frequency (MHz)	Result (dBm)	Factor (dB)	PK Limit (dBm)	Over Limit (dB)	Table (o)	ANT	EUT	Verdict
34.801	-64.48	-23.00	-13.0	-51.48	126.00	Vertical	Horizontal	Pass
1726.800	-44.58	2.01	-13.0	-31.58	219.00	Vertical	Horizontal	N/A
2135.800	-40.54	3.89	-13.0	-27.54	124.00	Vertical	Horizontal	N/A
4826.250	-44.59	10.17	-13.0	-31.59	42.00	Vertical	Horizontal	Pass
7803.500	-38.96	15.96	-13.0	-25.96	147.00	Vertical	Horizontal	Pass
12745.250	-39.33	16.05	-13.0	-26.33	144.00	Vertical	Horizontal	Pass

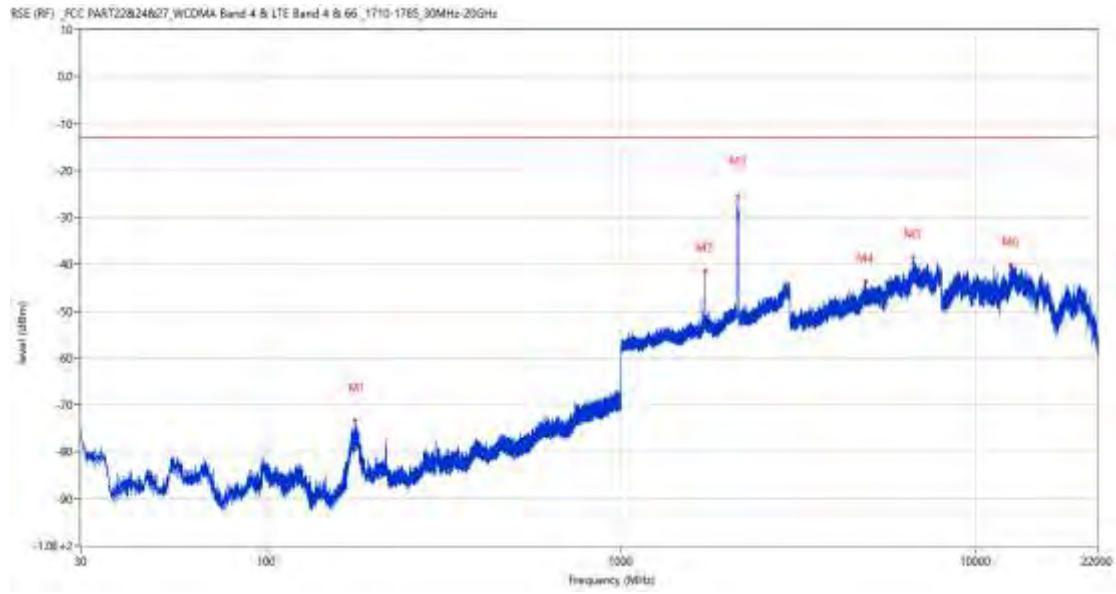
9.6 LTE Band 4 BW20, Middle Channel

RSE-H&H LTE Band 4 BW20 CH20175



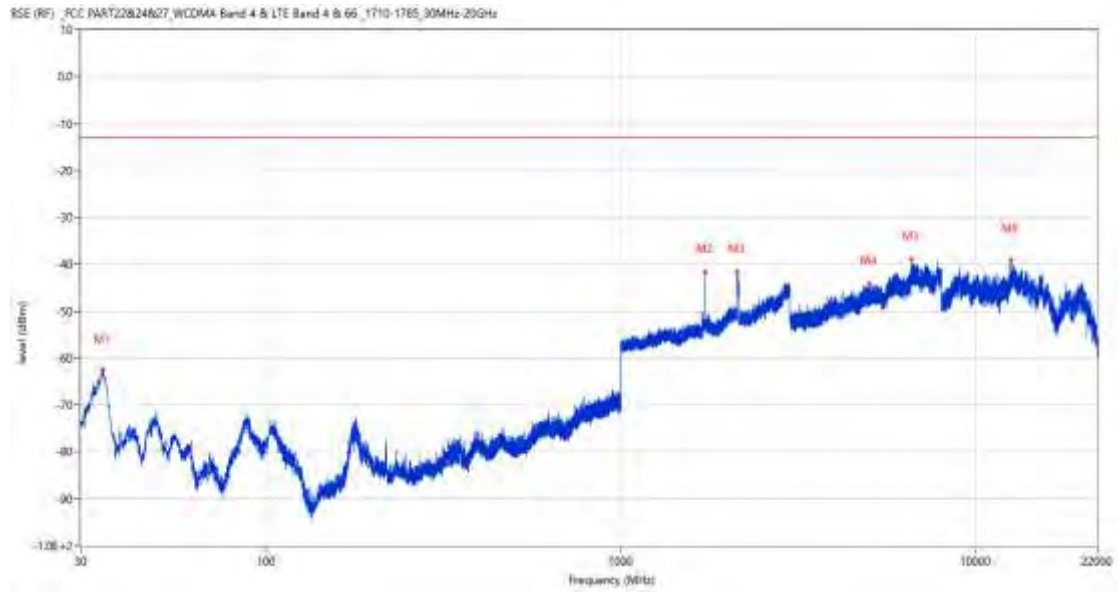
Frequency (MHz)	Result (dBm)	Factor (dB)	PK Limit (dBm)	Over Limit (dB)	Table (o)	ANT	EUT	Verdict
177.925	-72.89	-18.62	-13.0	-59.89	63.00	Horizontal	Horizontal	Pass
1724.500	-39.87	2.01	-13.0	-26.87	27.00	Horizontal	Horizontal	N/A
2130.600	-26.33	3.94	-13.0	-13.33	119.00	Horizontal	Horizontal	N/A
5139.000	-43.36	11.03	-13.0	-30.36	206.00	Horizontal	Horizontal	Pass
7812.000	-38.76	16.35	-13.0	-25.76	164.00	Horizontal	Horizontal	Pass
12799.950	-39.55	15.82	-13.0	-26.55	91.00	Horizontal	Horizontal	Pass

RSE-H&V LTE Band 4 BW20 CH20175



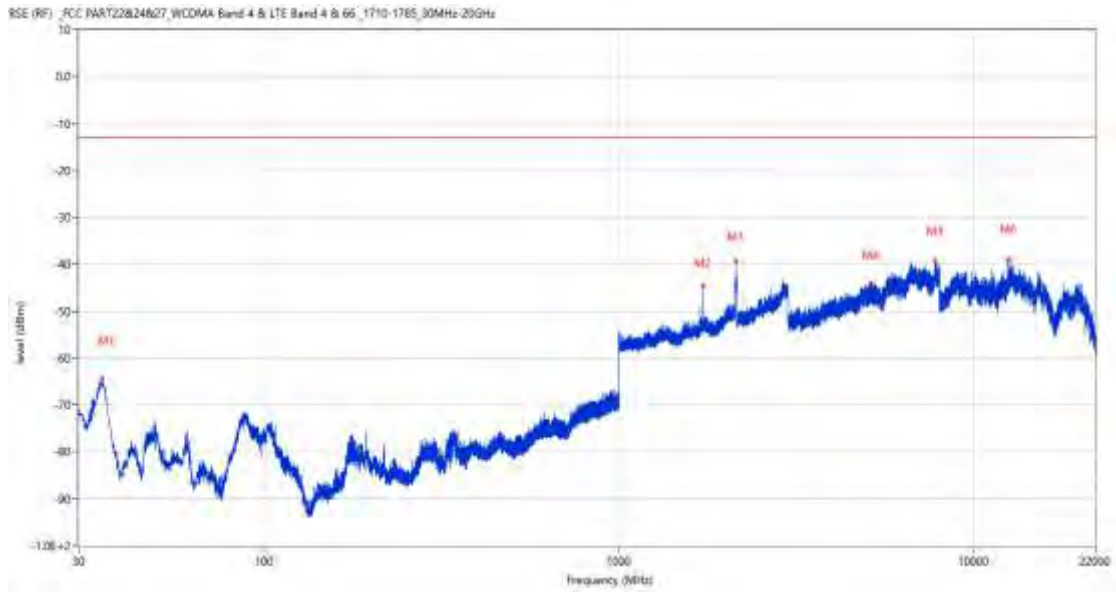
Frequency (MHz)	Result (dBm)	Factor (dB)	PK Limit (dBm)	Over Limit (dB)	Table (o)	ANT	EUT	Verdict
177.779	-73.38	-18.65	-13.0	-60.38	360.00	Horizontal	Vertical	Pass
1724.300	-41.35	2.01	-13.0	-28.35	356.00	Horizontal	Vertical	N/A
2131.100	-25.45	3.95	-13.0	-12.45	140.00	Horizontal	Vertical	N/A
4898.000	-43.69	10.59	-13.0	-30.69	191.00	Horizontal	Vertical	Pass
6665.750	-38.41	14.69	-13.0	-25.41	294.00	Horizontal	Vertical	Pass
12542.188	-40.15	14.80	-13.0	-27.15	352.00	Horizontal	Vertical	Pass

RSE-V&V LTE Band 4 BW20 CH20175



Frequency (MHz)	Result (dBm)	Factor (dB)	PK Limit (dBm)	Over Limit (dB)	Table (o)	ANT	EUT	Verdict
34.559	-62.43	-23.05	-13.0	-49.43	81.00	Vertical	Vertical	Pass
1724.300	-41.56	2.01	-13.0	-28.56	96.00	Vertical	Vertical	N/A
2125.700	-41.59	4.11	-13.0	-28.59	133.00	Vertical	Vertical	N/A
5018.000	-44.15	10.80	-13.0	-31.15	232.00	Vertical	Vertical	Pass
6584.250	-38.98	14.36	-13.0	-25.98	32.00	Vertical	Vertical	Pass
12545.512	-39.12	14.73	-13.0	-26.12	-2.00	Vertical	Vertical	Pass

RSE-V&H LTE Band 4 BW20 CH20175

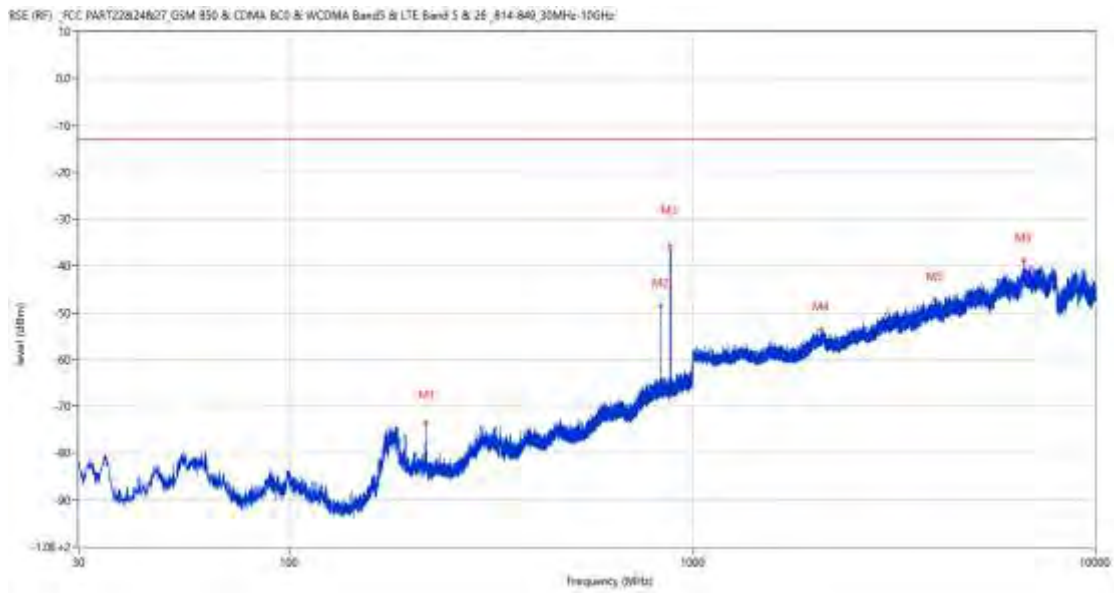


Frequency (MHz)	Result (dBm)	Factor (dB)	PK Limit (dBm)	Over Limit (dB)	Table (o)	ANT	EUT	Verdict
34.850	-64.42	-22.99	-13.0	-51.42	58.00	Vertical	Horizontal	Pass
1724.200	-44.69	2.01	-13.0	-31.69	360.00	Vertical	Horizontal	N/A
2134.800	-39.20	4.02	-13.0	-26.20	123.00	Vertical	Horizontal	N/A
5108.000	-44.10	11.18	-13.0	-31.10	0.00	Vertical	Horizontal	Pass
7782.000	-39.33	15.46	-13.0	-26.33	270.00	Vertical	Horizontal	Pass
12503.238	-38.85	15.59	-13.0	-25.85	306.00	Vertical	Horizontal	Pass

10 LTE Band 5

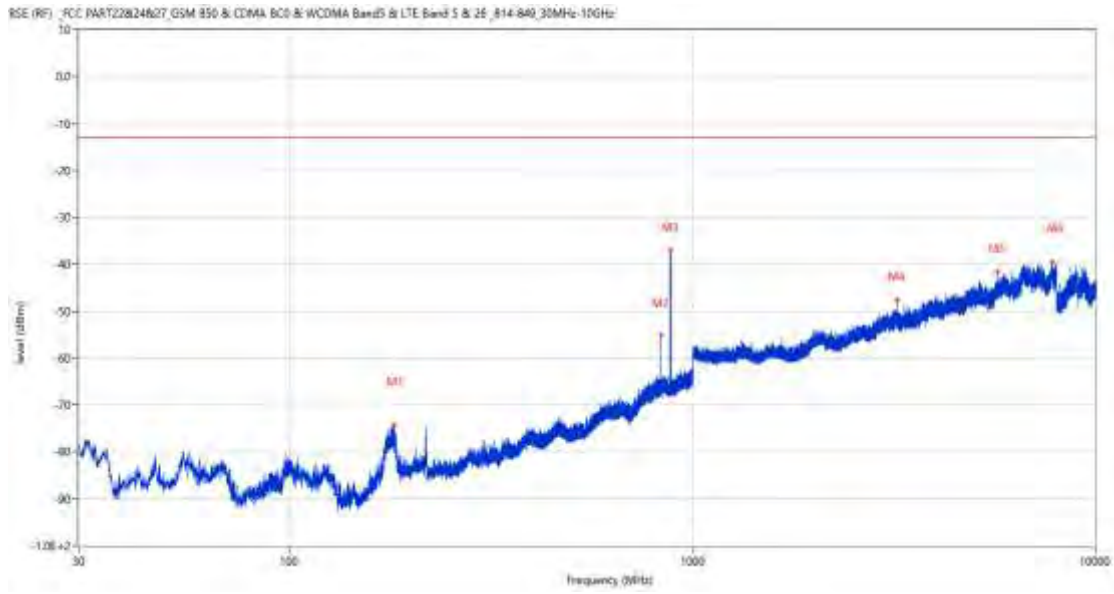
10.1 LTE Band 5 BW1.4, Middle Channel

RSE-H&H LTE Band 5 BW1.4 CH20525



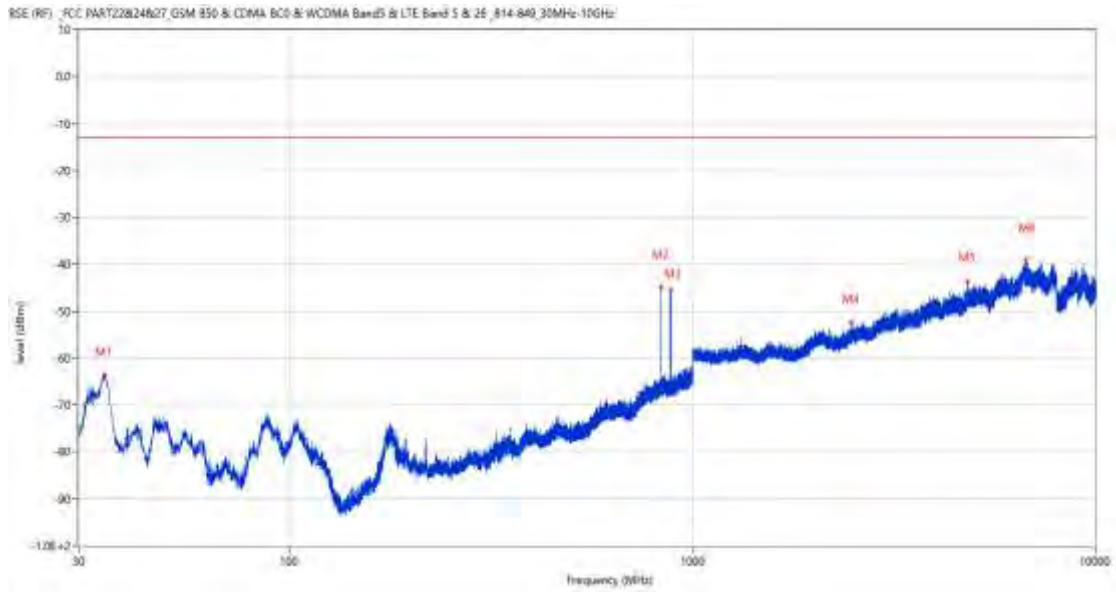
Frequency (MHz)	Result (dBm)	Factor (dB)	PK Limit (dBm)	Over Limit (dB)	Table (o)	ANT	EUT	Verdict
217.695	-73.48	-14.77	-13.0	-60.48	40.00	Horizontal	Horizontal	Pass
836.070	-48.61	4.75	-13.0	-35.61	359.00	Horizontal	Horizontal	N/A
881.321	-35.69	4.17	-13.0	-22.69	202.00	Horizontal	Horizontal	N/A
2093.800	-53.65	-0.51	-13.0	-40.65	201.00	Horizontal	Horizontal	Pass
3998.750	-47.27	9.08	-13.0	-34.27	340.00	Horizontal	Horizontal	Pass
6657.000	-38.90	14.96	-13.0	-25.90	308.00	Horizontal	Horizontal	Pass

RSE-H&V LTE Band 5 BW1.4 CH20525



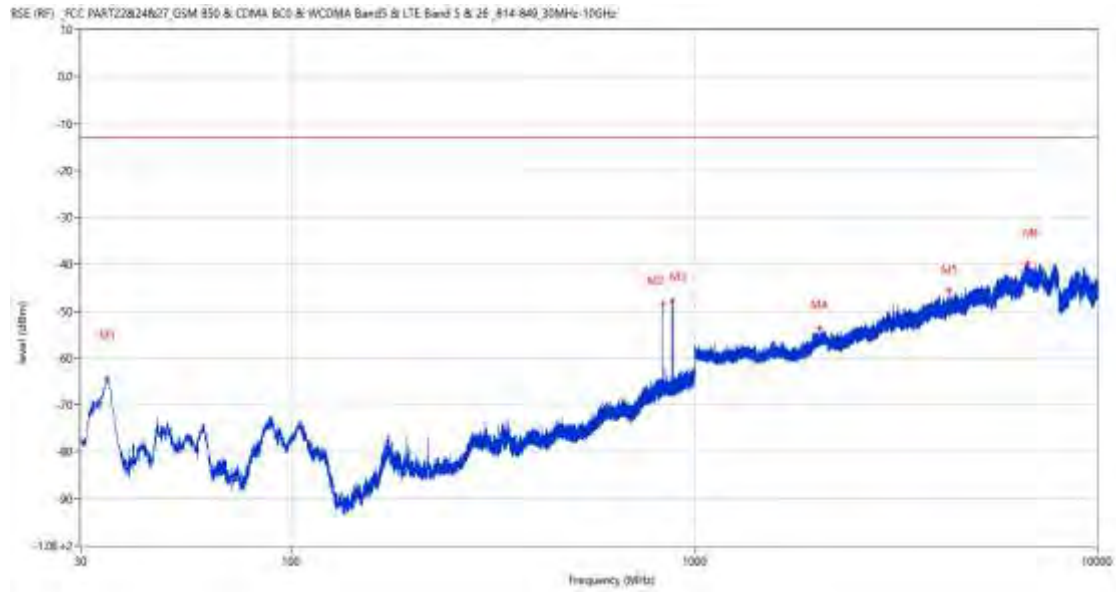
Frequency (MHz)	Result (dBm)	Factor (dB)	PK Limit (dBm)	Over Limit (dB)	Table (o)	ANT	EUT	Verdict
182.048	-74.27	-16.11	-13.0	-61.27	360.00	Horizontal	Vertical	Pass
836.022	-55.08	4.75	-13.0	-42.08	121.00	Horizontal	Vertical	N/A
881.903	-37.01	4.17	-13.0	-24.01	215.00	Horizontal	Vertical	N/A
3223.250	-47.60	6.66	-13.0	-34.60	262.00	Horizontal	Vertical	Pass
5716.000	-41.68	12.19	-13.0	-28.68	41.00	Horizontal	Vertical	Pass
7825.000	-39.51	15.95	-13.0	-26.51	214.00	Horizontal	Vertical	Pass

RSE-V&V LTE Band 5 BW1.4 CH20525



Frequency (MHz)	Result (dBm)	Factor (dB)	PK Limit (dBm)	Over Limit (dB)	Table (o)	ANT	EUT	Verdict
34.705	-63.58	-22.49	-13.0	-50.58	111.00	Vertical	Vertical	Pass
836.022	-44.95	4.75	-13.0	-31.95	145.00	Vertical	Vertical	N/A
881.466	-45.49	4.17	-13.0	-32.49	179.00	Vertical	Vertical	N/A
2483.700	-52.44	0.23	-13.0	-39.44	307.00	Vertical	Vertical	Pass
4825.250	-43.63	10.13	-13.0	-30.63	244.00	Vertical	Vertical	Pass
6719.250	-38.85	15.66	-13.0	-25.85	213.00	Vertical	Vertical	Pass

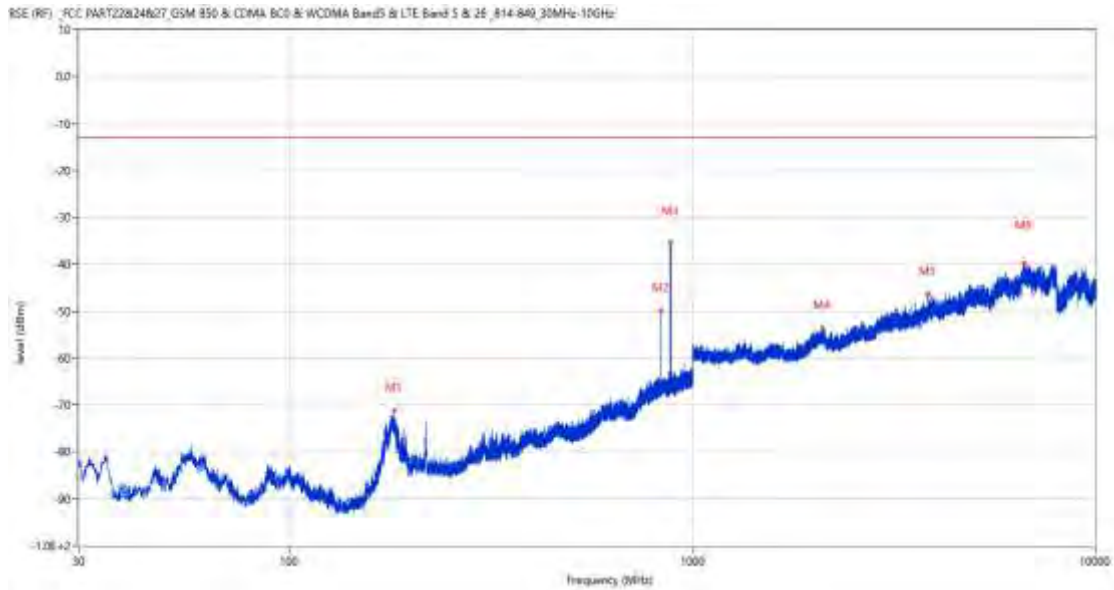
RSE-V&H LTE Band 5 BW1.4 CH20525



Frequency (MHz)	Result (dBm)	Factor (dB)	PK Limit (dBm)	Over Limit (dB)	Table (o)	ANT	EUT	Verdict
34.898	-64.07	-22.43	-13.0	-51.07	86.00	Vertical	Horizontal	Pass
836.119	-48.36	4.76	-13.0	-35.36	242.00	Vertical	Horizontal	N/A
881.127	-47.71	4.17	-13.0	-34.71	115.00	Vertical	Horizontal	N/A
2049.500	-53.69	-1.17	-13.0	-40.69	360.00	Vertical	Horizontal	Pass
4292.750	-45.59	8.46	-13.0	-32.59	121.00	Vertical	Horizontal	Pass
6732.250	-39.77	15.26	-13.0	-26.77	184.00	Vertical	Horizontal	Pass

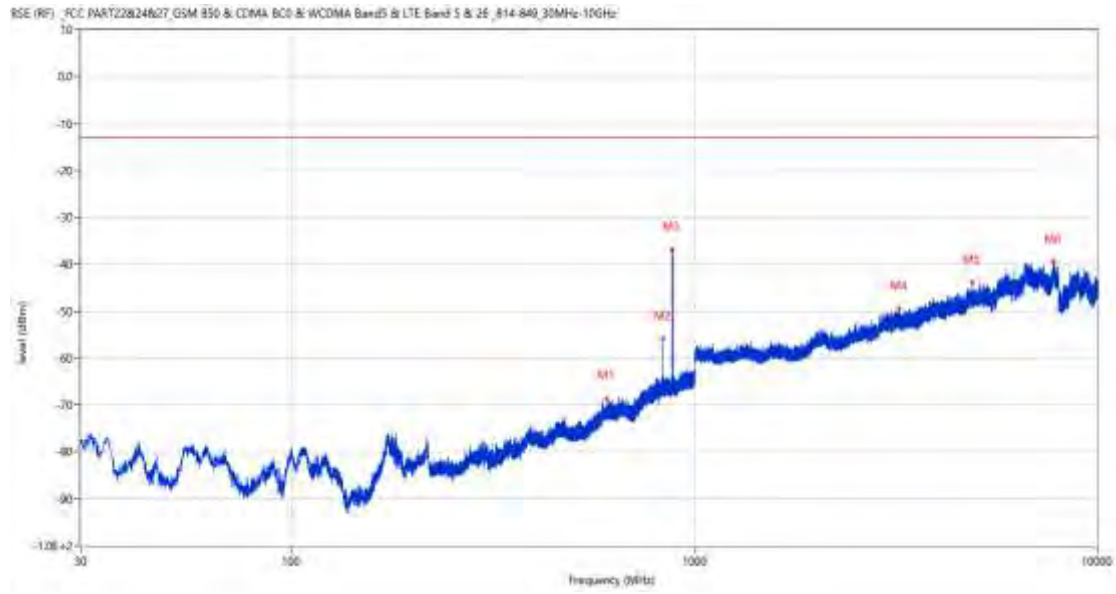
10.2 LTE Band 5 BW3, Middle Channel

RSE-H&H LTE Band 5 BW3 CH20525



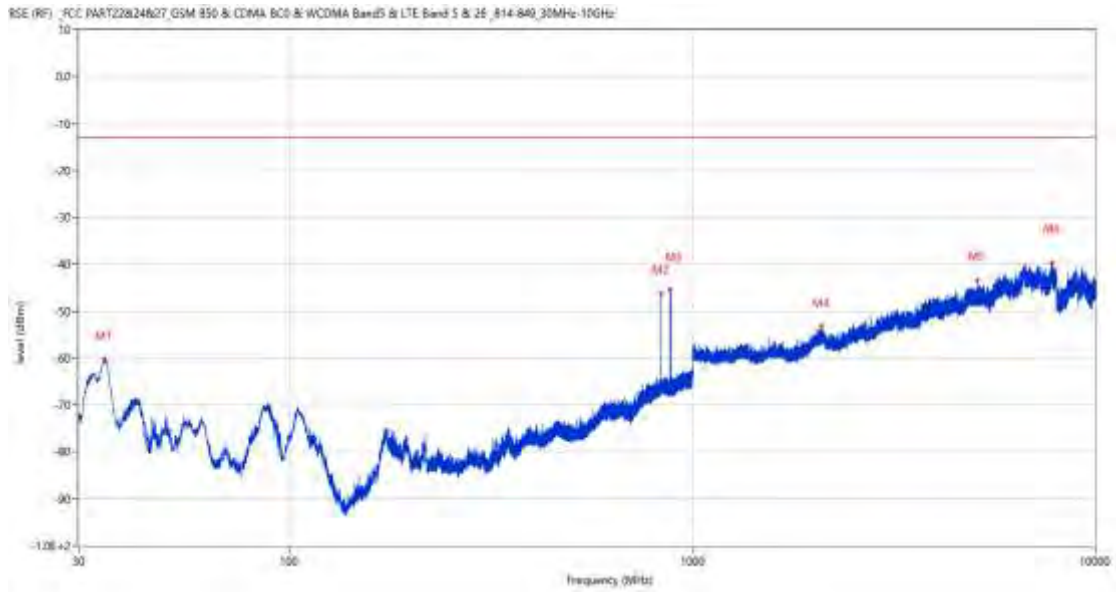
Frequency (MHz)	Result (dBm)	Factor (dB)	PK Limit (dBm)	Over Limit (dB)	Table (o)	ANT	EUT	Verdict
182.193	-71.24	-16.04	-13.0	-58.24	58.00	Horizontal	Horizontal	Pass
835.294	-49.87	4.72	-13.0	-36.87	360.00	Horizontal	Horizontal	N/A
882.679	-35.35	4.16	-13.0	-22.35	190.00	Horizontal	Horizontal	N/A
2097.200	-53.56	-0.23	-13.0	-40.56	181.00	Horizontal	Horizontal	Pass
3836.250	-46.30	7.76	-13.0	-33.30	254.00	Horizontal	Horizontal	Pass
6638.500	-39.75	14.98	-13.0	-26.75	268.00	Horizontal	Horizontal	Pass

RSE-H&V LTE Band 5 BW3 CH20525



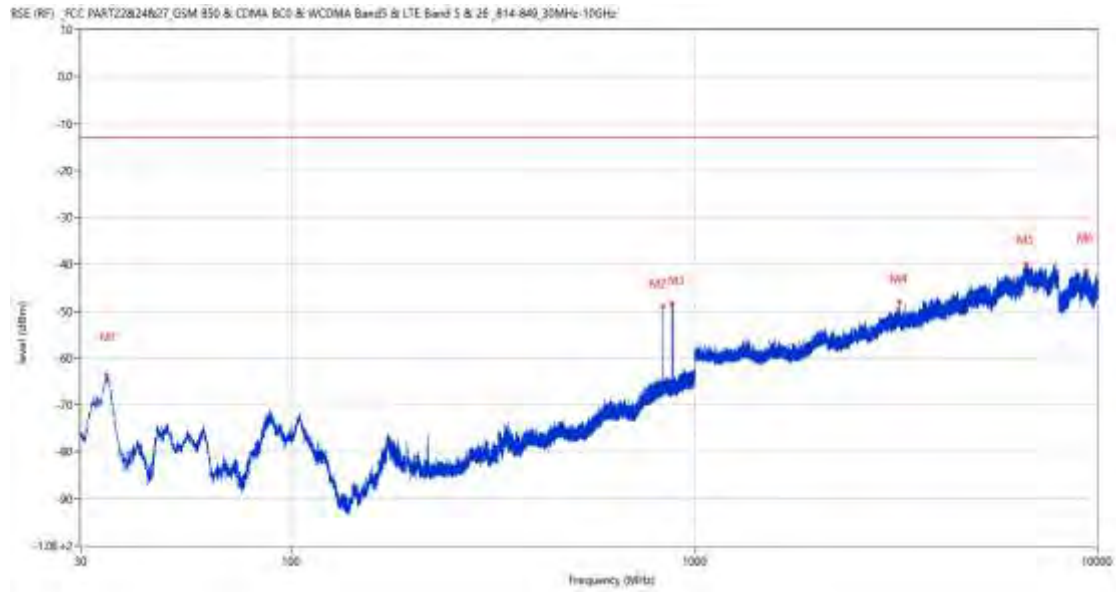
Frequency (MHz)	Result (dBm)	Factor (dB)	PK Limit (dBm)	Over Limit (dB)	Table (o)	ANT	EUT	Verdict
604.870	-68.77	-1.01	-13.0	-55.77	347.00	Horizontal	Vertical	Pass
835.246	-55.85	4.72	-13.0	-42.85	229.00	Horizontal	Vertical	N/A
881.030	-36.88	4.17	-13.0	-23.88	200.00	Horizontal	Vertical	N/A
3227.500	-49.47	6.65	-13.0	-36.47	168.00	Horizontal	Vertical	Pass
4895.500	-43.94	10.74	-13.0	-30.94	246.00	Horizontal	Vertical	Pass
7791.250	-39.55	15.76	-13.0	-26.55	362.00	Horizontal	Vertical	Pass

RSE-V&V LTE Band 5 BW3 CH20525



Frequency (MHz)	Result (dBm)	Factor (dB)	PK Limit (dBm)	Over Limit (dB)	Table (o)	ANT	EUT	Verdict
34.801	-60.19	-22.46	-13.0	-47.19	53.00	Vertical	Vertical	Pass
835.294	-46.13	4.72	-13.0	-33.13	142.00	Vertical	Vertical	N/A
881.223	-45.29	4.17	-13.0	-32.29	175.00	Vertical	Vertical	N/A
2091.500	-53.13	-0.72	-13.0	-40.13	41.00	Vertical	Vertical	Pass
5103.000	-43.48	11.44	-13.0	-30.48	259.00	Vertical	Vertical	Pass
7805.500	-39.67	15.99	-13.0	-26.67	290.00	Vertical	Vertical	Pass

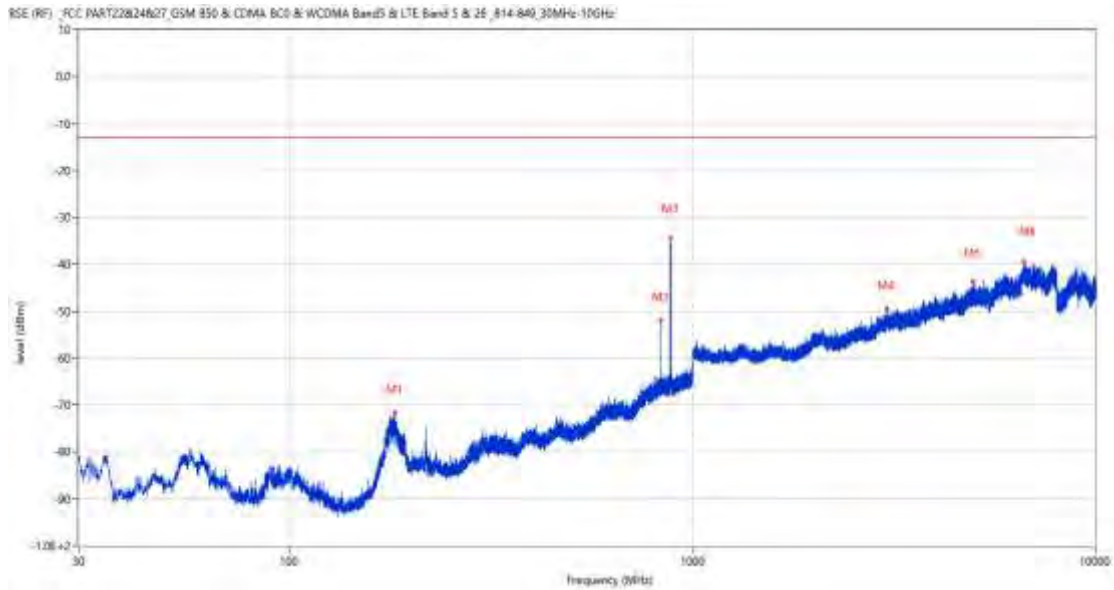
RSE-V&H LTE Band 5 BW3 CH20525



Frequency (MHz)	Result (dBm)	Factor (dB)	PK Limit (dBm)	Over Limit (dB)	Table (o)	ANT	EUT	Verdict
34.801	-63.64	-22.46	-13.0	-50.64	88.00	Vertical	Horizontal	Pass
835.246	-49.08	4.72	-13.0	-36.08	238.00	Vertical	Horizontal	N/A
880.302	-48.52	4.18	-13.0	-35.52	123.00	Vertical	Horizontal	N/A
3214.750	-48.04	5.86	-13.0	-35.04	41.00	Vertical	Horizontal	Pass
6655.000	-39.94	14.97	-13.0	-26.94	294.00	Vertical	Horizontal	Pass
9367.900	-41.38	14.32	-13.0	-28.38	212.00	Vertical	Horizontal	Pass

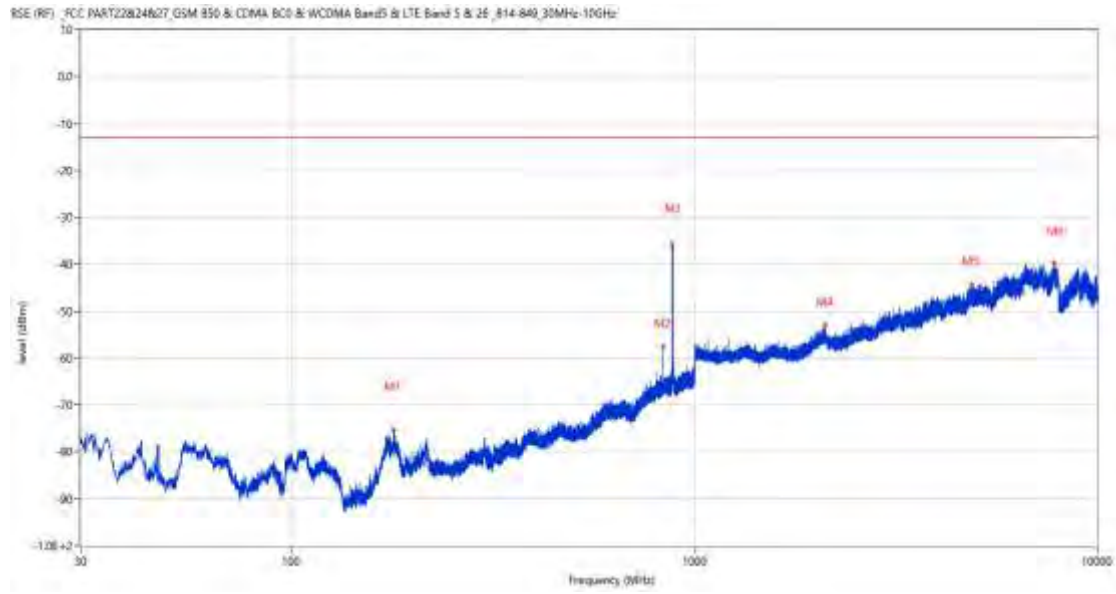
10.3 LTE Band 5 BW5, Middle Channel

RSE-H&H LTE Band 5 BW5 CH20525



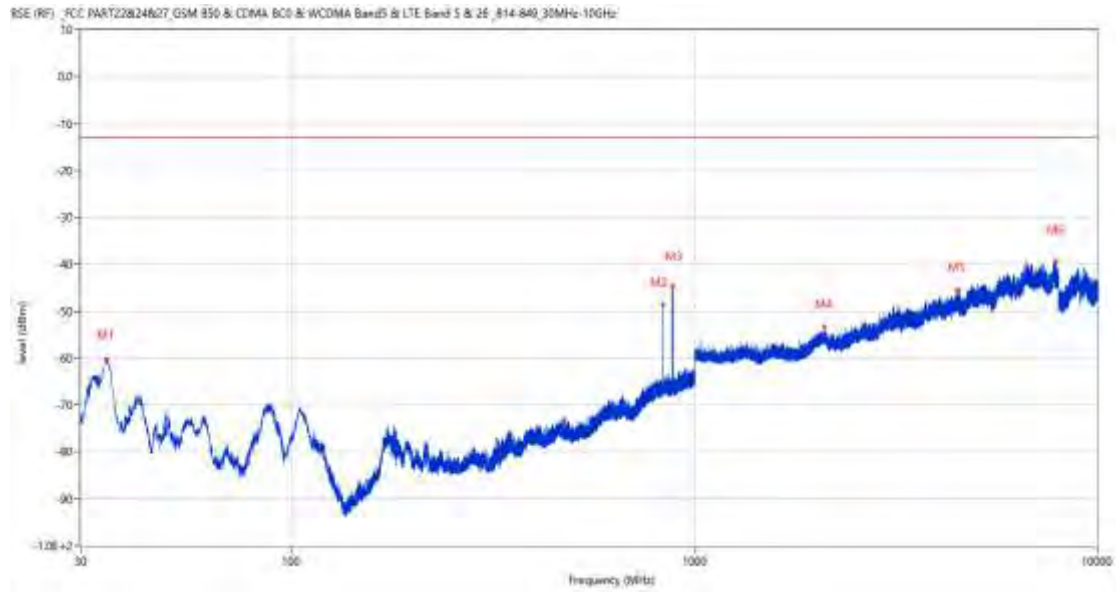
Frequency (MHz)	Result (dBm)	Factor (dB)	PK Limit (dBm)	Over Limit (dB)	Table (o)	ANT	EUT	Verdict
182.630	-71.62	-15.84	-13.0	-58.62	60.00	Horizontal	Horizontal	Pass
834.324	-52.04	4.68	-13.0	-39.04	146.00	Horizontal	Horizontal	N/A
882.388	-34.23	4.17	-13.0	-21.23	198.00	Horizontal	Horizontal	N/A
3034.750	-49.51	5.41	-13.0	-36.51	342.00	Horizontal	Horizontal	Pass
4973.500	-43.67	11.01	-13.0	-30.67	136.00	Horizontal	Horizontal	Pass
6655.250	-39.48	15.01	-13.0	-26.48	342.00	Horizontal	Horizontal	Pass

RSE-H&V LTE Band 5 BW5 CH20525



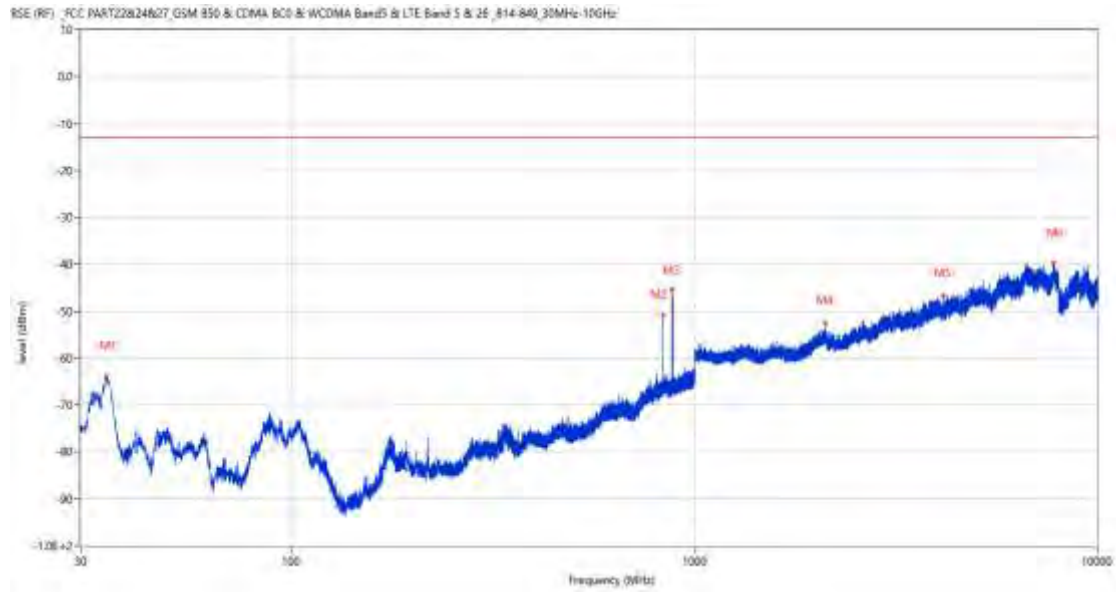
Frequency (MHz)	Result (dBm)	Factor (dB)	PK Limit (dBm)	Over Limit (dB)	Table (o)	ANT	EUT	Verdict
178.846	-75.25	-16.87	-13.0	-62.25	360.00	Horizontal	Vertical	Pass
834.324	-57.59	4.68	-13.0	-44.59	223.00	Horizontal	Vertical	N/A
879.526	-35.82	4.21	-13.0	-22.82	199.00	Horizontal	Vertical	N/A
2112.600	-53.07	-0.55	-13.0	-40.07	357.00	Horizontal	Vertical	Pass
4859.750	-44.31	10.08	-13.0	-31.31	74.00	Horizontal	Vertical	Pass
7821.250	-39.74	16.13	-13.0	-26.74	359.00	Horizontal	Vertical	Pass

RSE-V&V LTE Band 5 BW5 CH20525



Frequency (MHz)	Result (dBm)	Factor (dB)	PK Limit (dBm)	Over Limit (dB)	Table (o)	ANT	EUT	Verdict
34.705	-60.14	-22.49	-13.0	-47.14	88.00	Vertical	Vertical	Pass
834.421	-48.57	4.69	-13.0	-35.57	154.00	Vertical	Vertical	N/A
882.242	-44.75	4.17	-13.0	-31.75	170.00	Vertical	Vertical	N/A
2101.900	-53.45	-0.08	-13.0	-40.45	345.00	Vertical	Vertical	Pass
4493.500	-45.47	9.85	-13.0	-32.47	151.00	Vertical	Vertical	Pass
7885.500	-39.22	15.26	-13.0	-26.22	166.00	Vertical	Vertical	Pass

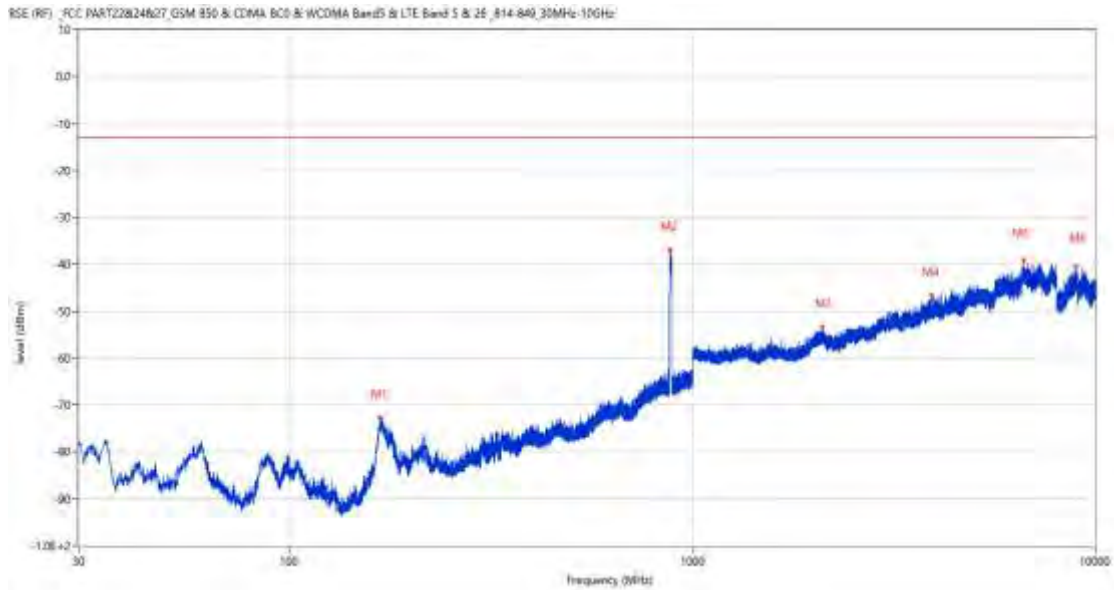
RSE-V&H LTE Band 5 BW5 CH20525



Frequency (MHz)	Result (dBm)	Factor (dB)	PK Limit (dBm)	Over Limit (dB)	Table (o)	ANT	EUT	Verdict
34.753	-63.86	-22.48	-13.0	-50.86	123.00	Vertical	Horizontal	Pass
834.421	-50.86	4.69	-13.0	-37.86	228.00	Vertical	Horizontal	N/A
880.108	-45.39	4.19	-13.0	-32.39	127.00	Vertical	Horizontal	N/A
2109.900	-52.62	-0.41	-13.0	-39.62	289.00	Vertical	Horizontal	Pass
4141.750	-46.85	8.14	-13.0	-33.85	168.00	Vertical	Horizontal	Pass
7784.500	-39.77	15.59	-13.0	-26.77	240.00	Vertical	Horizontal	Pass

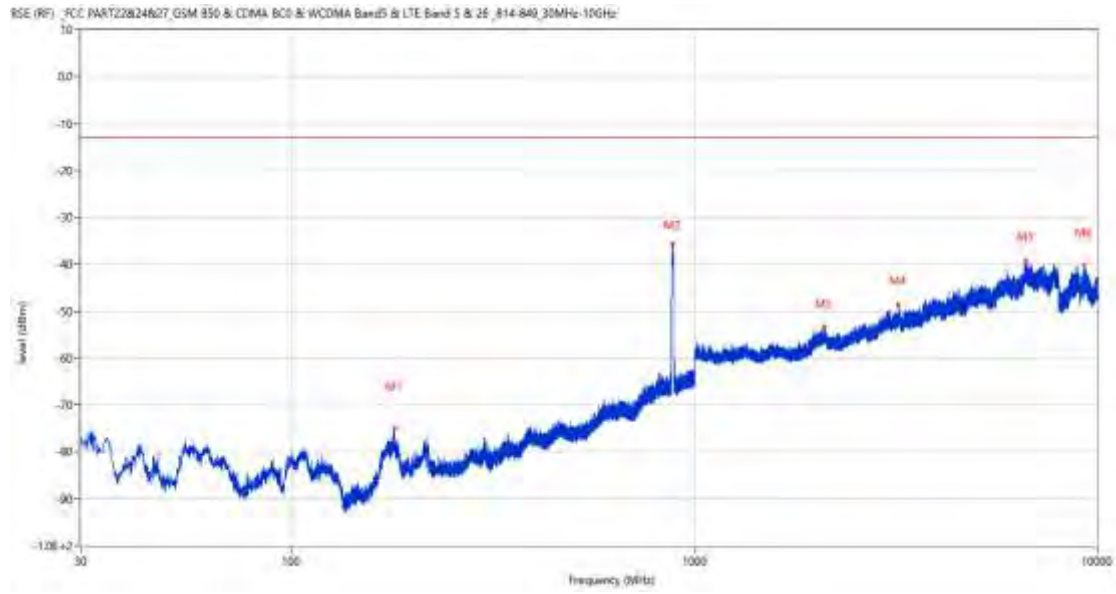
10.4 LTE Band 5 BW10, Middle Channel

RSE-H&H LTE Band 5 BW10 CH20525



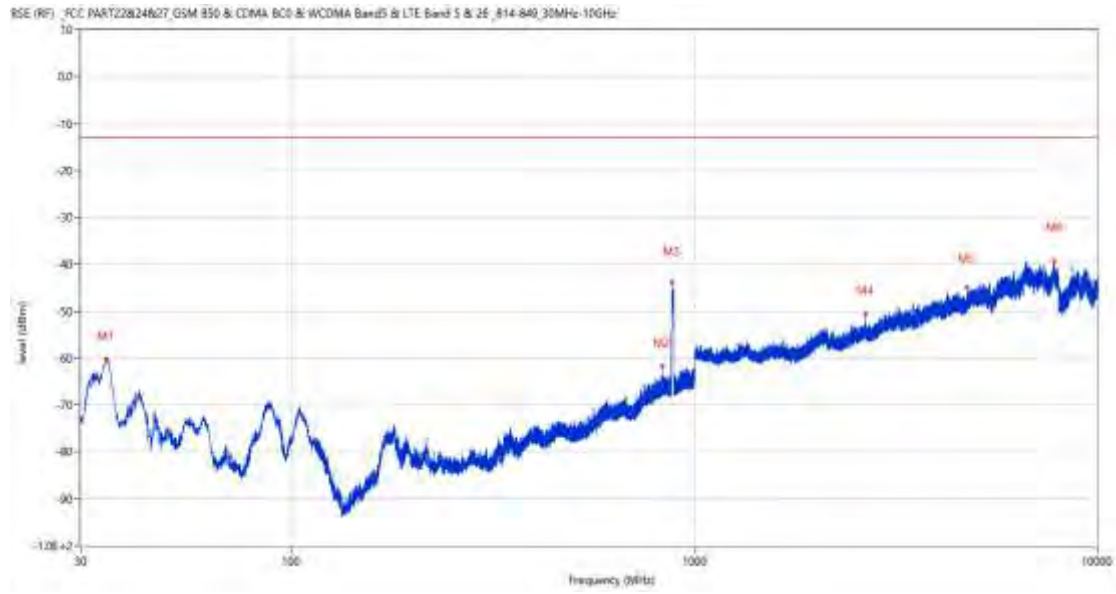
Frequency (MHz)	Result (dBm)	Factor (dB)	PK Limit (dBm)	Over Limit (dB)	Table (o)	ANT	EUT	Verdict
168.225	-72.61	-17.77	-13.0	-59.61	197.00	Horizontal	Horizontal	Pass
880.254	-36.93	4.19	-13.0	-23.93	213.00	Horizontal	Horizontal	N/A
2100.200	-53.40	-0.04	-13.0	-40.40	281.00	Horizontal	Horizontal	Pass
3929.250	-46.61	8.49	-13.0	-33.61	130.00	Horizontal	Horizontal	Pass
6656.250	-39.16	15.05	-13.0	-26.16	38.00	Horizontal	Horizontal	Pass
8939.400	-40.55	13.66	-13.0	-27.55	361.00	Horizontal	Horizontal	Pass

RSE-H&V LTE Band 5 BW10 CH20525



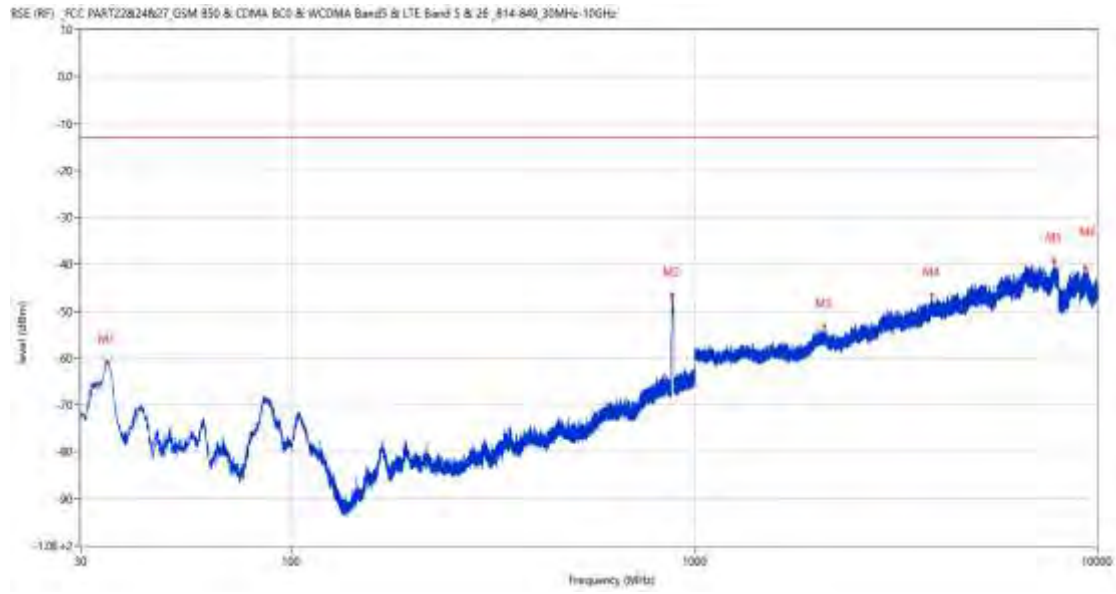
Frequency (MHz)	Result (dBm)	Factor (dB)	PK Limit (dBm)	Over Limit (dB)	Table (o)	ANT	EUT	Verdict
179.720	-74.93	-16.61	-13.0	-61.93	346.00	Horizontal	Vertical	Pass
884.327	-35.64	4.21	-13.0	-22.64	211.00	Horizontal	Vertical	N/A
2103.500	-53.43	-0.10	-13.0	-40.43	0.00	Horizontal	Vertical	Pass
3204.250	-48.55	5.79	-13.0	-35.55	58.00	Horizontal	Vertical	Pass
6635.750	-39.27	14.86	-13.0	-26.27	183.00	Horizontal	Vertical	Pass
9278.900	-40.10	14.96	-13.0	-27.10	269.00	Horizontal	Vertical	Pass

RSE-V&V LTE Band 5 BW10 CH20525



Frequency (MHz)	Result (dBm)	Factor (dB)	PK Limit (dBm)	Over Limit (dB)	Table (o)	ANT	EUT	Verdict
34.753	-60.25	-22.48	-13.0	-47.25	58.00	Vertical	Vertical	Pass
832.044	-61.68	4.59	-13.0	-48.68	337.00	Vertical	Vertical	N/A
878.071	-43.87	4.19	-13.0	-30.87	176.00	Vertical	Vertical	N/A
2660.600	-50.44	1.66	-13.0	-37.44	360.00	Vertical	Vertical	Pass
4758.000	-44.97	10.07	-13.0	-31.97	277.00	Vertical	Vertical	Pass
7807.250	-39.36	16.22	-13.0	-26.36	229.00	Vertical	Vertical	Pass

RSE-V&H LTE Band 5 BW10 CH20525

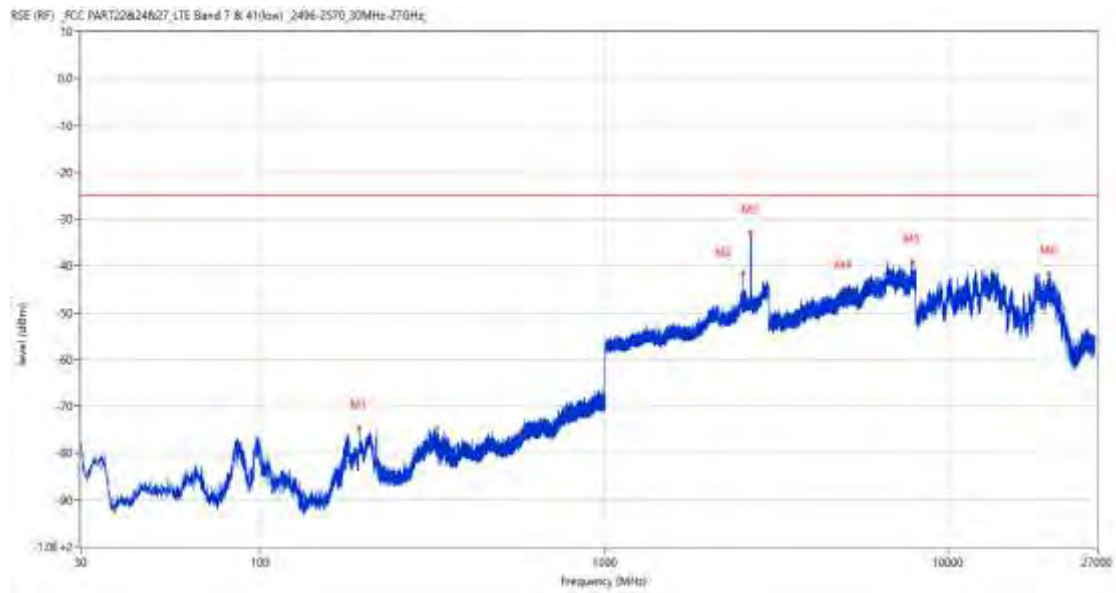


Frequency (MHz)	Result (dBm)	Factor (dB)	PK Limit (dBm)	Over Limit (dB)	Table (o)	ANT	EUT	Verdict
34.947	-60.80	-22.42	-13.0	-47.80	36.00	Vertical	Horizontal	Pass
878.653	-46.65	4.22	-13.0	-33.65	125.00	Vertical	Horizontal	N/A
2100.200	-53.23	-0.04	-13.0	-40.23	274.00	Vertical	Horizontal	Pass
3889.500	-46.64	9.01	-13.0	-33.64	119.00	Vertical	Horizontal	Pass
7818.500	-39.39	16.31	-13.0	-26.39	119.00	Vertical	Horizontal	Pass
9305.900	-40.66	15.28	-13.0	-27.66	361.00	Vertical	Horizontal	Pass

11 LTE Band 7

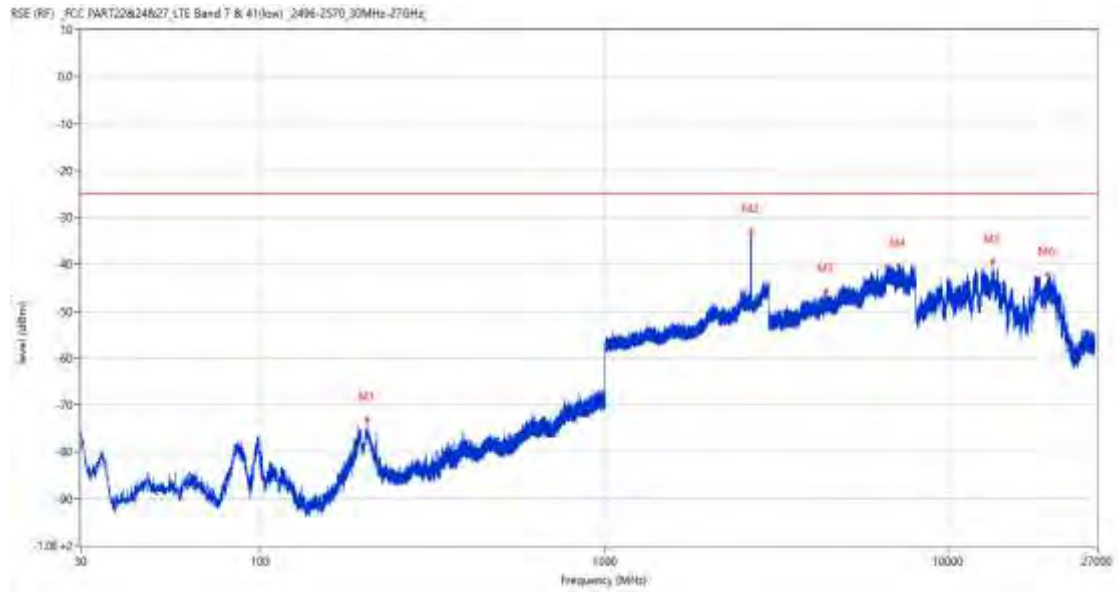
11.1 LTE Band 7 BW5, Middle Channel

RSE-H&H LTE Band 7 BW5 CH21100



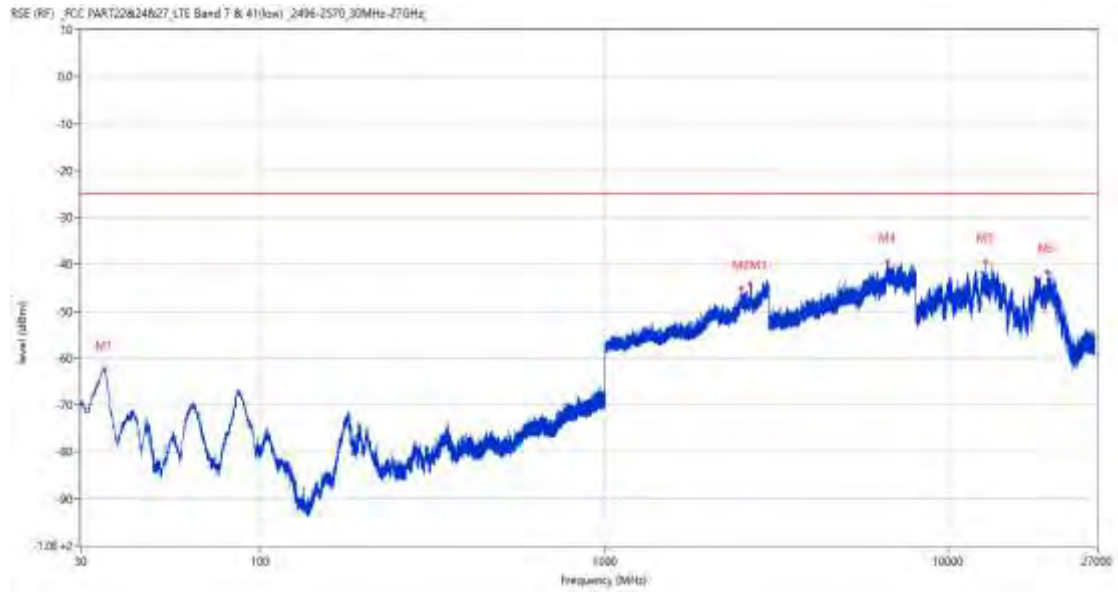
Frequency (MHz)	Result (dBm)	Factor (dB)	PK Limit (dBm)	Over Limit (dB)	Table (o)	ANT	EUT	Verdict
192.912	-74.80	-16.10	-25.0	-49.80	66.00	Horizontal	Horizontal	Pass
2531.200	-41.49	8.18	-25.0	-16.49	126.00	Horizontal	Horizontal	N/A
2653.400	-32.94	8.36	-25.0	-7.94	126.00	Horizontal	Horizontal	N/A
4940.000	-44.95	10.62	-25.0	-19.95	92.00	Horizontal	Horizontal	Pass
7809.000	-39.06	16.20	-25.0	-14.06	262.00	Horizontal	Horizontal	Pass
19492.176	-41.49	12.93	-25.0	-16.49	278.00	Horizontal	Horizontal	Pass

RSE-H&V LTE Band 7 BW5 CH21100



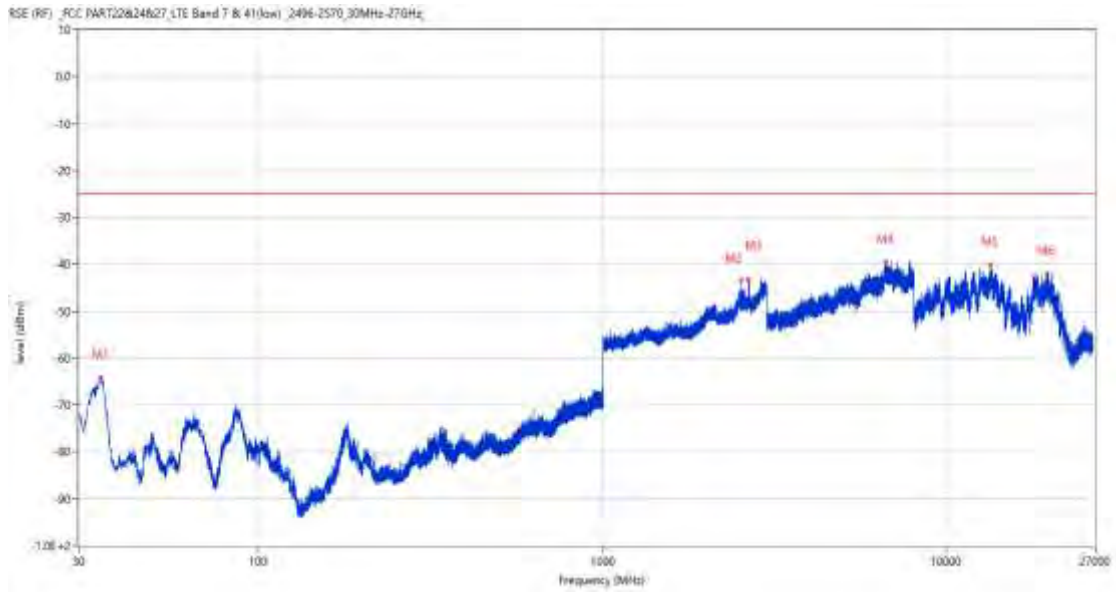
Frequency (MHz)	Result (dBm)	Factor (dB)	PK Limit (dBm)	Over Limit (dB)	Table (o)	ANT	EUT	Verdict
203.290	-73.06	-15.56	-25.0	-48.06	77.00	Horizontal	Vertical	Pass
2657.300	-33.09	8.05	-25.0	-8.09	142.00	Horizontal	Vertical	N/A
4384.000	-45.76	9.06	-25.0	-20.76	60.00	Horizontal	Vertical	Pass
7120.250	-40.41	13.79	-25.0	-15.41	7.00	Horizontal	Vertical	Pass
13397.325	-39.44	16.98	-25.0	-14.44	195.00	Horizontal	Vertical	Pass
19273.300	-42.16	12.91	-25.0	-17.16	51.00	Horizontal	Vertical	Pass

RSE-V&V LTE Band 7 BW5 CH21100



Frequency (MHz)	Result (dBm)	Factor (dB)	PK Limit (dBm)	Over Limit (dB)	Table (o)	ANT	EUT	Verdict
35.093	-62.33	-22.90	-25.0	-37.33	0.00	Vertical	Vertical	Pass
2490.200	-45.18	8.20	-25.0	-20.18	115.00	Vertical	Vertical	N/A
2654.600	-44.34	8.30	-25.0	-19.34	296.00	Vertical	Vertical	N/A
6653.750	-39.48	15.02	-25.0	-14.48	7.00	Vertical	Vertical	Pass
12749.763	-39.57	14.71	-25.0	-14.57	0.00	Vertical	Vertical	Pass
19320.052	-41.67	12.92	-25.0	-16.67	233.00	Vertical	Vertical	Pass

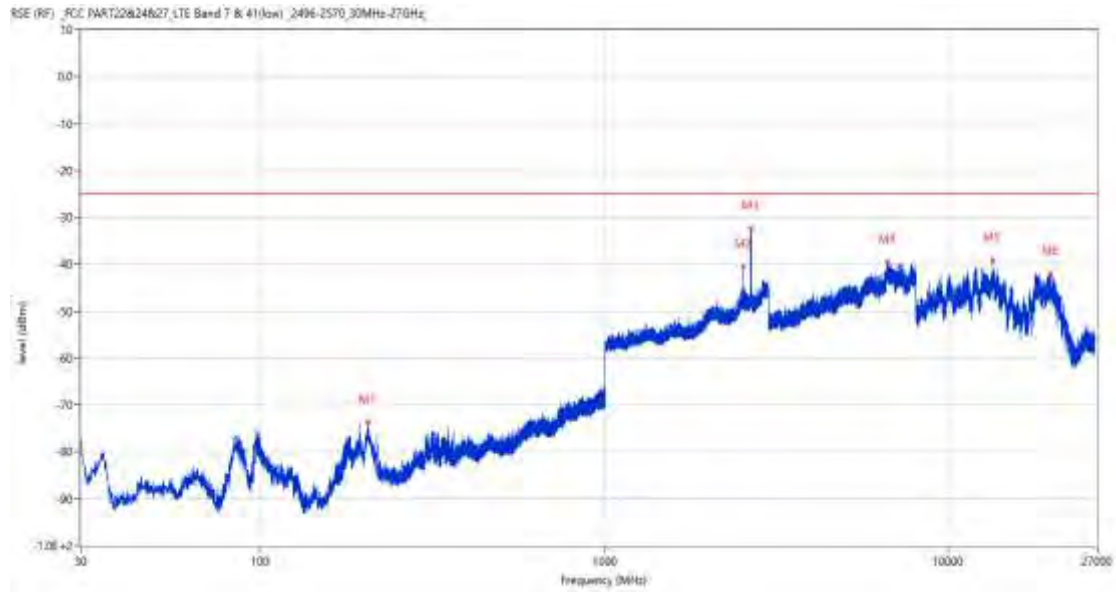
RSE-V&H LTE Band 7 BW5 CH21100



Frequency (MHz)	Result (dBm)	Factor (dB)	PK Limit (dBm)	Over Limit (dB)	Table (o)	ANT	EUT	Verdict
34.801	-64.13	-23.00	-25.0	-39.13	109.00	Vertical	Horizontal	Pass
2531.600	-43.53	8.18	-25.0	-18.53	37.00	Vertical	Horizontal	N/A
2652.200	-43.33	8.44	-25.0	-18.33	111.00	Vertical	Horizontal	N/A
6644.000	-39.48	15.12	-25.0	-14.48	304.00	Vertical	Horizontal	Pass
13373.700	-40.06	16.76	-25.0	-15.06	362.00	Vertical	Horizontal	Pass
19476.025	-41.93	12.93	-25.0	-16.93	299.00	Vertical	Horizontal	Pass

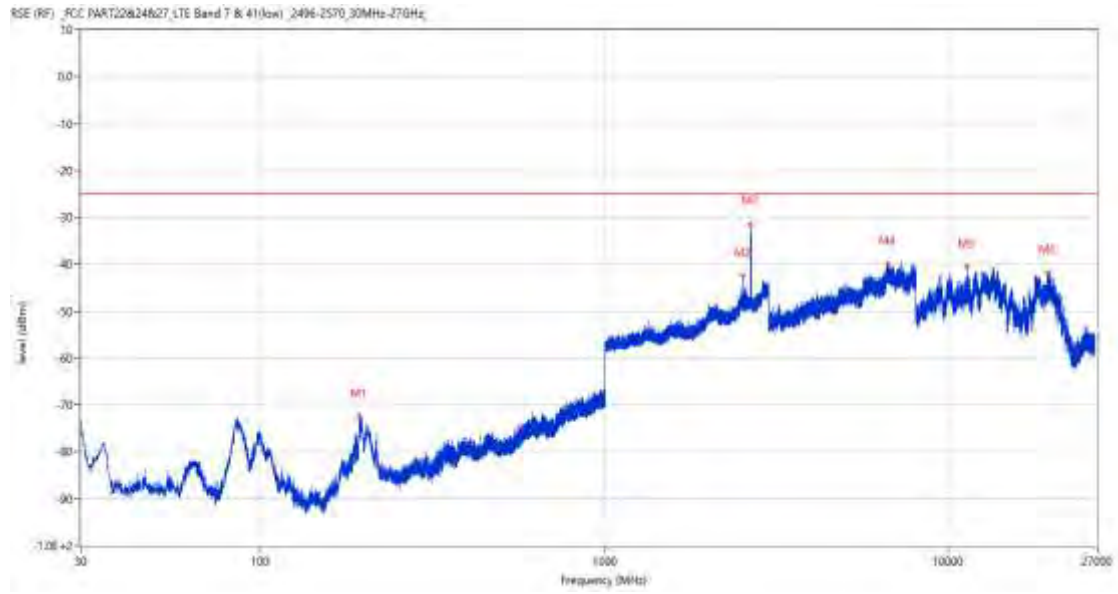
11.2 LTE Band 7 BW10, Middle Channel

RSE-H&H LTE Band 7 BW10 CH21100



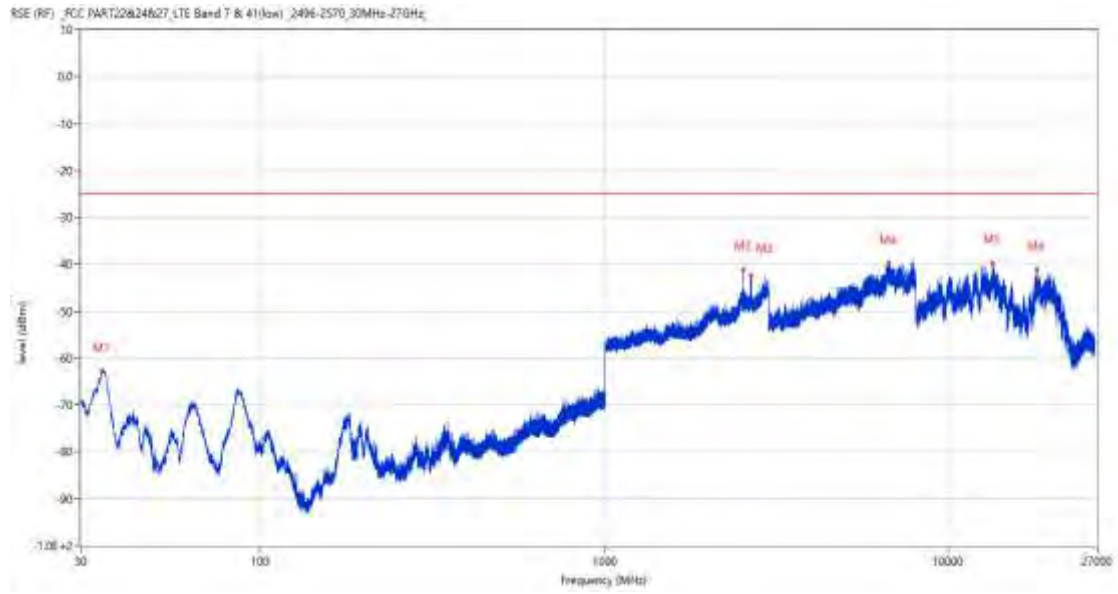
Frequency (MHz)	Result (dBm)	Factor (dB)	PK Limit (dBm)	Over Limit (dB)	Table (o)	ANT	EUT	Verdict
204.842	-73.75	-15.36	-25.0	-48.75	96.00	Horizontal	Horizontal	Pass
2531.300	-40.61	8.18	-25.0	-15.61	118.00	Horizontal	Horizontal	N/A
2658.500	-32.35	8.04	-25.0	-7.35	113.00	Horizontal	Horizontal	N/A
6653.500	-39.59	15.02	-25.0	-14.59	268.00	Horizontal	Horizontal	Pass
13395.225	-39.12	16.97	-25.0	-14.12	180.00	Horizontal	Horizontal	Pass
19785.425	-41.99	12.94	-25.0	-16.99	68.00	Horizontal	Horizontal	Pass

RSE-H&V LTE Band 7 BW10 CH21100



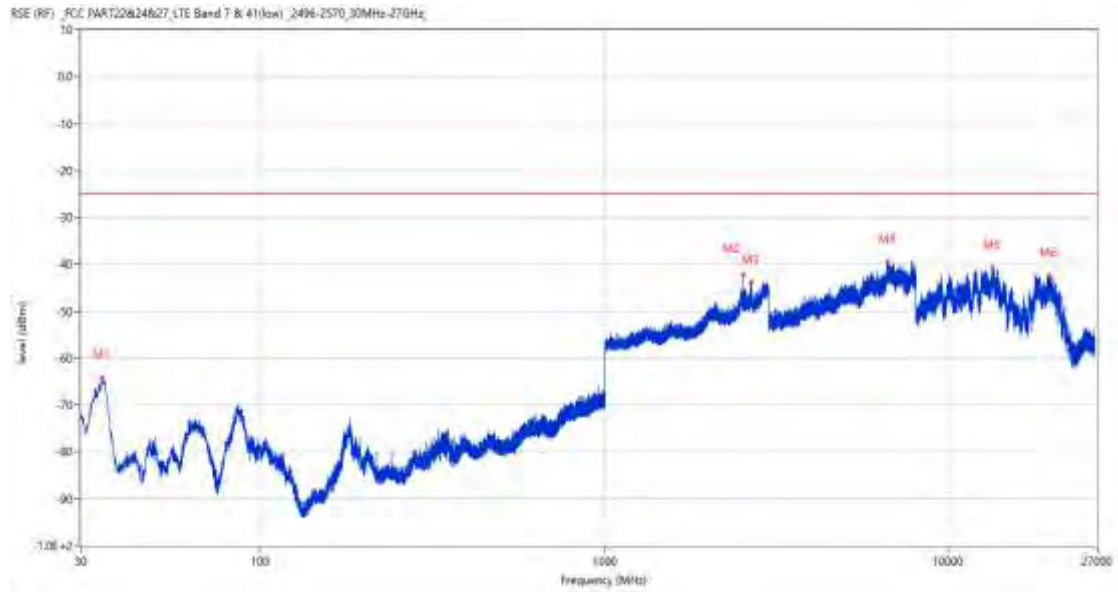
Frequency (MHz)	Result (dBm)	Factor (dB)	PK Limit (dBm)	Over Limit (dB)	Table (o)	ANT	EUT	Verdict
193.202	-72.47	-16.08	-25.0	-47.47	88.00	Horizontal	Vertical	Pass
2531.300	-42.50	8.18	-25.0	-17.50	193.00	Horizontal	Vertical	N/A
2652.600	-31.35	8.43	-25.0	-6.35	137.00	Horizontal	Vertical	N/A
6628.250	-39.90	14.85	-25.0	-14.90	325.00	Horizontal	Vertical	Pass
11287.713	-40.65	13.29	-25.0	-15.65	89.00	Horizontal	Vertical	Pass
19406.750	-41.88	12.92	-25.0	-16.88	29.00	Horizontal	Vertical	Pass

RSE-V&V LTE Band 7 BW10 CH21100



Frequency (MHz)	Result (dBm)	Factor (dB)	PK Limit (dBm)	Over Limit (dB)	Table (o)	ANT	EUT	Verdict
34.656	-62.64	-23.03	-25.0	-37.64	79.00	Vertical	Vertical	Pass
2531.000	-41.10	8.18	-25.0	-16.10	129.00	Vertical	Vertical	N/A
2656.700	-42.31	8.12	-25.0	-17.31	116.00	Vertical	Vertical	N/A
6673.500	-39.79	14.58	-25.0	-14.79	208.00	Vertical	Vertical	Pass
13384.724	-39.79	16.87	-25.0	-14.79	182.00	Vertical	Vertical	Pass
17956.950	-41.13	13.92	-25.0	-16.13	98.00	Vertical	Vertical	Pass

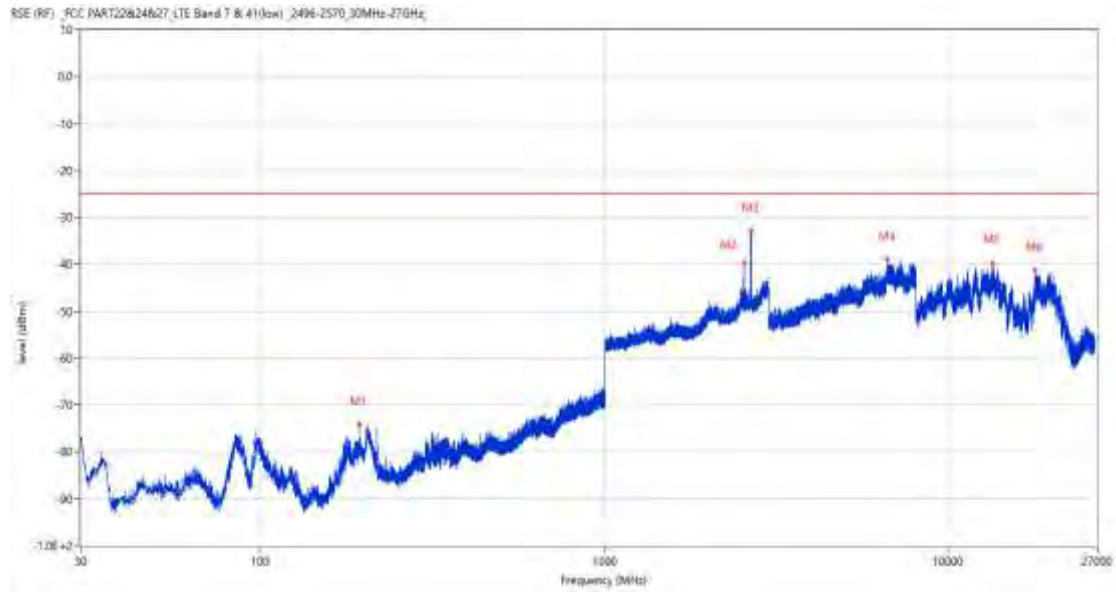
RSE-V&H LTE Band 7 BW10 CH21100



Frequency (MHz)	Result (dBm)	Factor (dB)	PK Limit (dBm)	Over Limit (dB)	Table (o)	ANT	EUT	Verdict
34.608	-64.24	-23.04	-25.0	-39.24	136.00	Vertical	Horizontal	Pass
2531.200	-42.25	8.18	-25.0	-17.25	28.00	Vertical	Horizontal	N/A
2657.900	-43.94	8.05	-25.0	-18.94	16.00	Vertical	Horizontal	N/A
6652.000	-39.47	15.08	-25.0	-14.47	221.00	Vertical	Horizontal	Pass
13383.937	-40.74	16.86	-25.0	-15.74	362.00	Vertical	Horizontal	Pass
19521.075	-42.35	12.93	-25.0	-17.35	255.00	Vertical	Horizontal	Pass

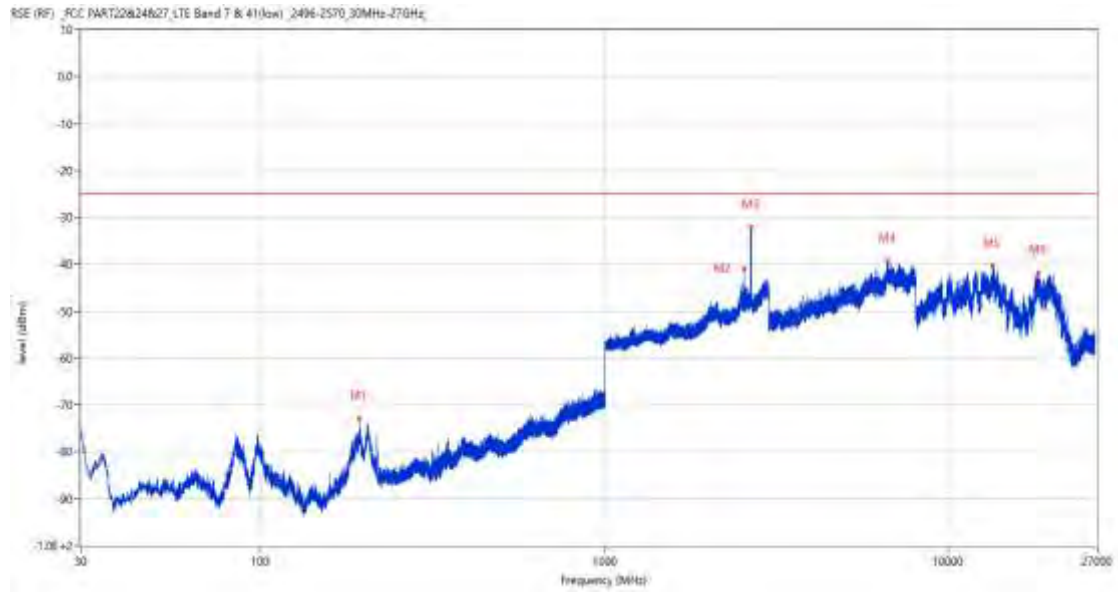
11.3 LTE Band 7 BW15, Middle Channel

RSE-H&H LTE Band 7 BW15 CH21100



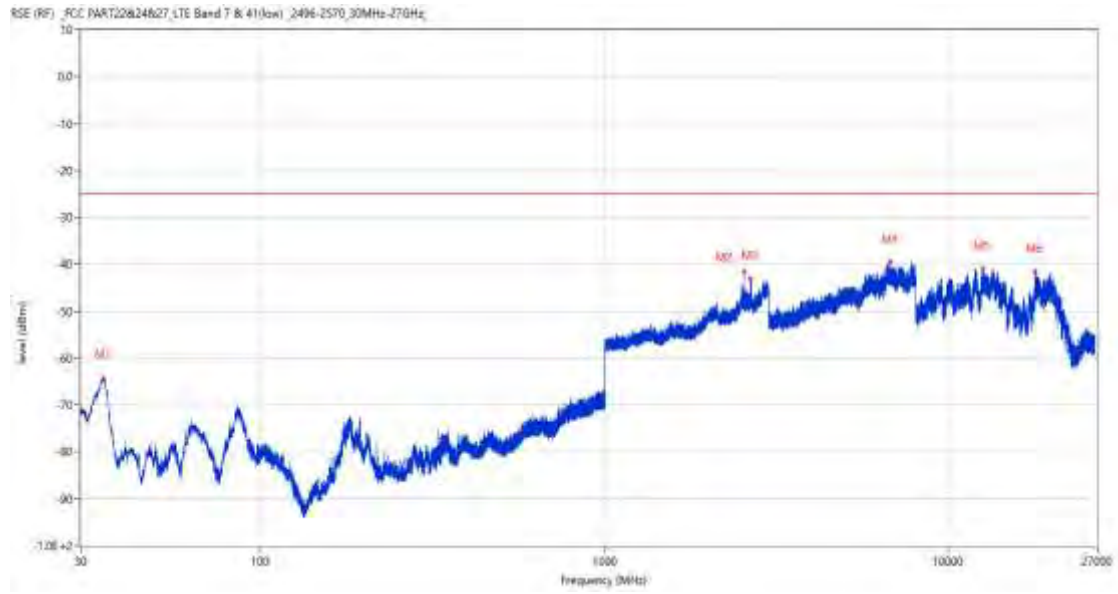
Frequency (MHz)	Result (dBm)	Factor (dB)	PK Limit (dBm)	Over Limit (dB)	Table (o)	ANT	EUT	Verdict
193.445	-74.14	-16.06	-25.0	-49.14	294.00	Horizontal	Horizontal	Pass
2537.600	-39.73	8.16	-25.0	-14.73	121.00	Horizontal	Horizontal	N/A
2661.300	-32.94	7.91	-25.0	-7.94	110.00	Horizontal	Horizontal	N/A
6655.000	-38.99	14.97	-25.0	-13.99	191.00	Horizontal	Horizontal	Pass
13402.050	-39.69	16.96	-25.0	-14.69	158.00	Horizontal	Horizontal	Pass
17800.761	-41.12	13.18	-25.0	-16.12	218.00	Horizontal	Horizontal	Pass

RSE-H&V LTE Band 7 BW15 CH21100



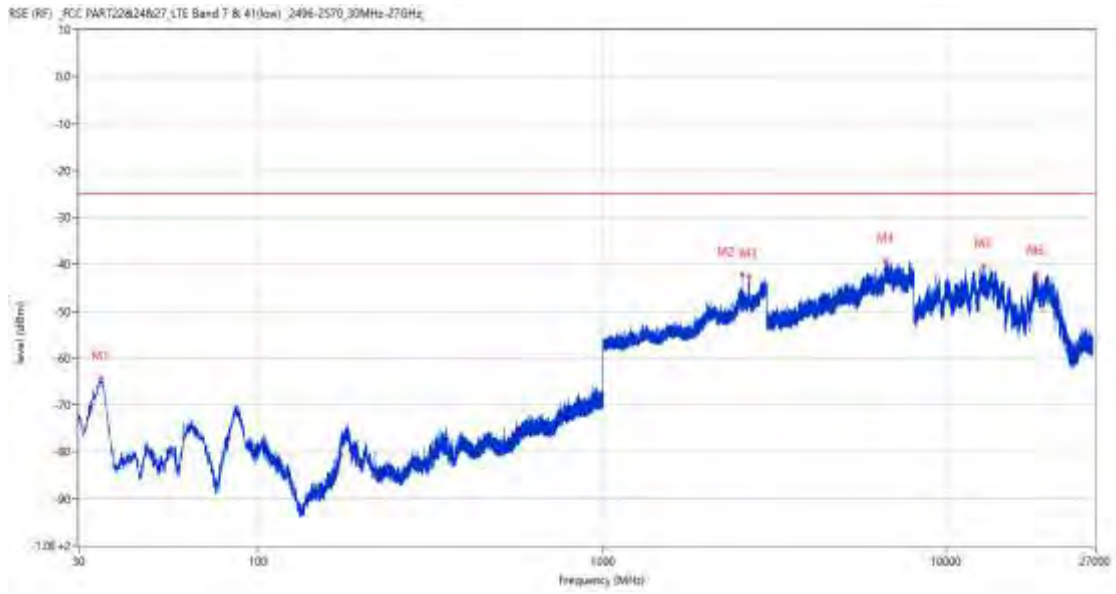
Frequency (MHz)	Result (dBm)	Factor (dB)	PK Limit (dBm)	Over Limit (dB)	Table (o)	ANT	EUT	Verdict
193.590	-72.92	-16.05	-25.0	-47.92	91.00	Horizontal	Vertical	Pass
2538.500	-41.02	8.15	-25.0	-16.02	167.00	Horizontal	Vertical	N/A
2658.800	-32.10	8.03	-25.0	-7.10	136.00	Horizontal	Vertical	N/A
6642.500	-39.40	15.11	-25.0	-14.40	232.00	Horizontal	Vertical	Pass
13379.213	-40.36	16.81	-25.0	-15.36	242.00	Horizontal	Vertical	Pass
18176.375	-41.79	12.86	-25.0	-16.79	273.00	Horizontal	Vertical	Pass

RSE-V&V LTE Band 7 BW15 CH21100



Frequency (MHz)	Result (dBm)	Factor (dB)	PK Limit (dBm)	Over Limit (dB)	Table (o)	ANT	EUT	Verdict
34.947	-64.27	-22.97	-25.0	-39.27	26.00	Vertical	Vertical	Pass
2537.800	-41.55	8.16	-25.0	-16.55	156.00	Vertical	Vertical	N/A
2653.200	-43.13	8.38	-25.0	-18.13	120.00	Vertical	Vertical	N/A
6744.000	-39.51	14.75	-25.0	-14.51	0.00	Vertical	Vertical	Pass
12515.350	-41.00	14.47	-25.0	-16.00	115.00	Vertical	Vertical	Pass
17797.876	-41.66	13.07	-25.0	-16.66	238.00	Vertical	Vertical	Pass

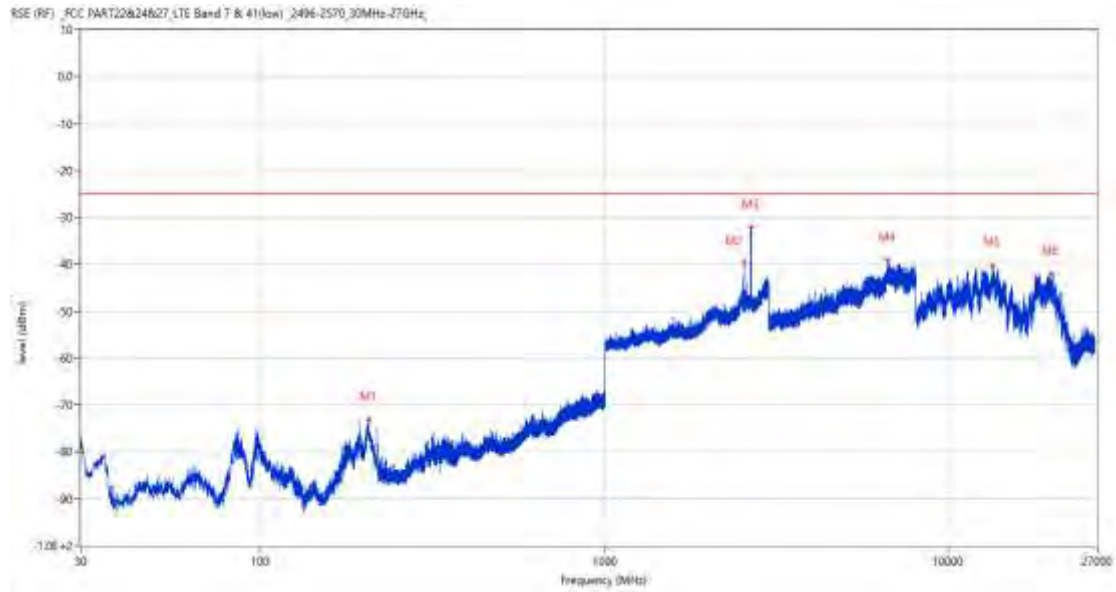
RSE-V&H LTE Band 7 BW15 CH21100



Frequency (MHz)	Result (dBm)	Factor (dB)	PK Limit (dBm)	Over Limit (dB)	Table (o)	ANT	EUT	Verdict
34.753	-64.43	-23.01	-25.0	-39.43	88.00	Vertical	Horizontal	Pass
2539.400	-42.20	8.15	-25.0	-17.20	39.00	Vertical	Horizontal	N/A
2660.100	-42.56	7.94	-25.0	-17.56	113.00	Vertical	Horizontal	N/A
6649.750	-39.38	15.14	-25.0	-14.38	63.00	Vertical	Horizontal	Pass
12750.000	-40.57	14.71	-25.0	-15.57	190.00	Vertical	Horizontal	Pass
18157.677	-42.10	12.86	-25.0	-17.10	68.00	Vertical	Horizontal	Pass

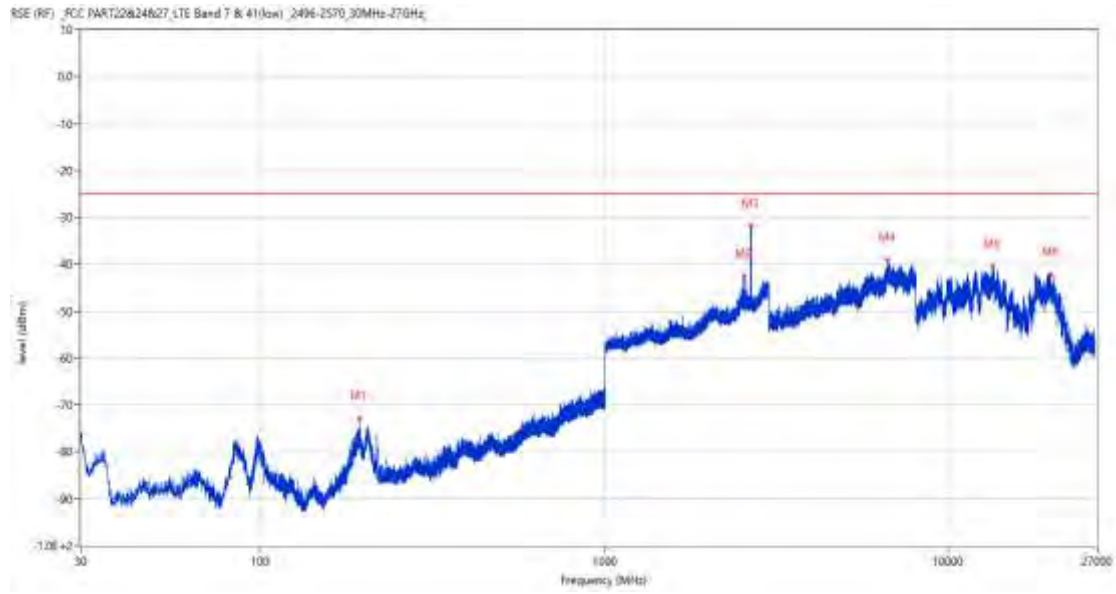
11.4 LTE Band 7 BW20, Middle Channel

RSE-H&H LTE Band 7 BW20 CH21100



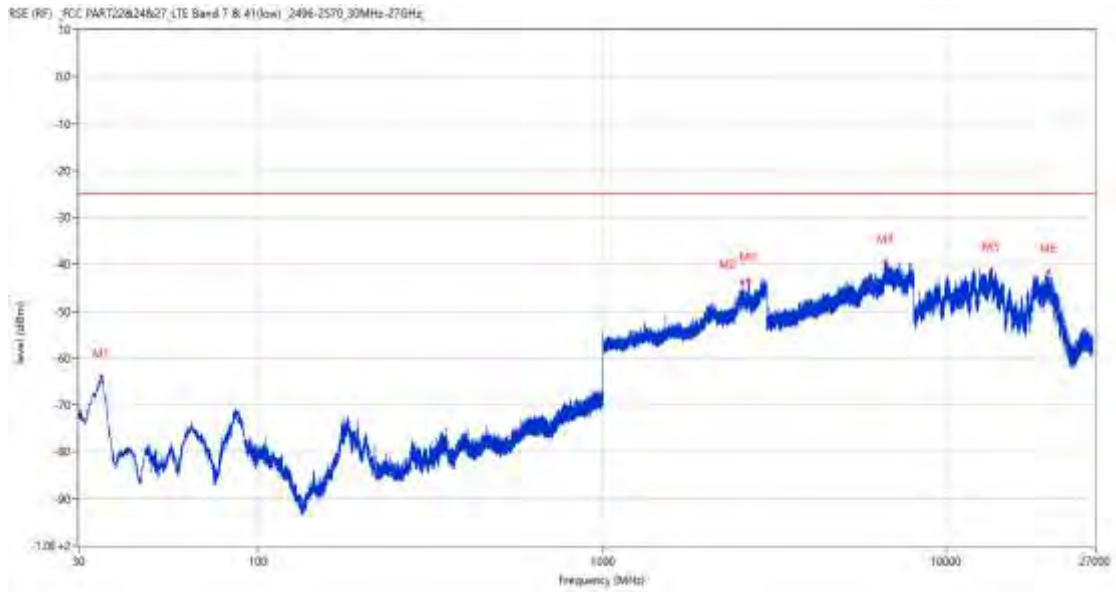
Frequency (MHz)	Result (dBm)	Factor (dB)	PK Limit (dBm)	Over Limit (dB)	Table (o)	ANT	EUT	Verdict
206.249	-73.00	-16.28	-25.0	-48.00	92.00	Horizontal	Horizontal	Pass
2538.800	-39.58	8.15	-25.0	-14.58	119.00	Horizontal	Horizontal	N/A
2661.700	-32.14	7.85	-25.0	-7.14	131.00	Horizontal	Horizontal	N/A
6640.500	-39.04	15.03	-25.0	-14.04	155.00	Horizontal	Horizontal	Pass
13395.750	-40.31	16.97	-25.0	-15.31	299.00	Horizontal	Horizontal	Pass
19756.100	-41.96	12.94	-25.0	-16.96	94.00	Horizontal	Horizontal	Pass

RSE-H&V LTE Band 7 BW20 CH21100



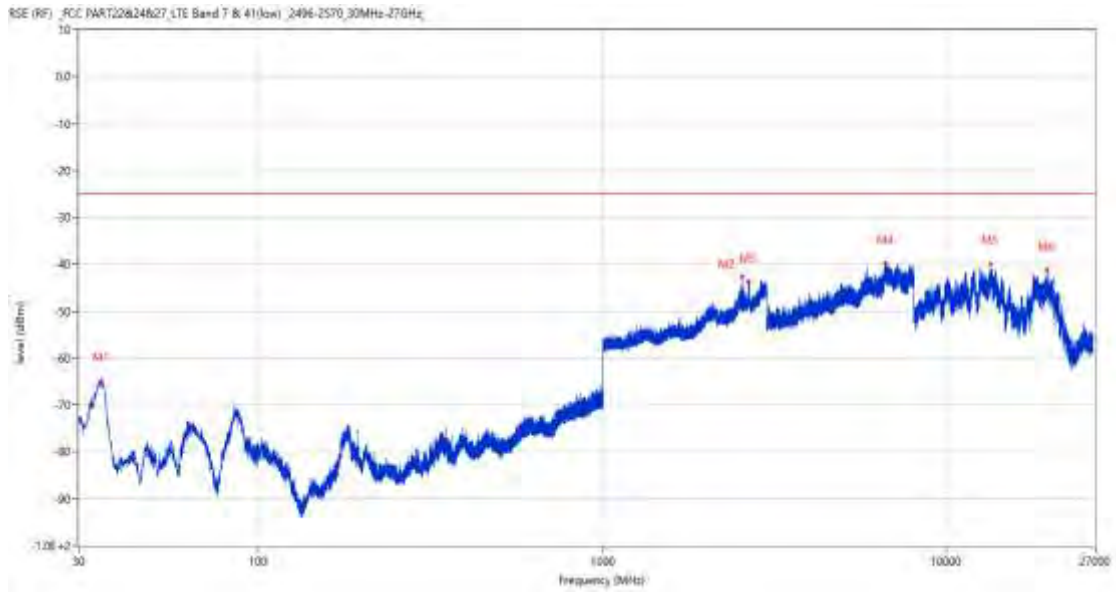
Frequency (MHz)	Result (dBm)	Factor (dB)	PK Limit (dBm)	Over Limit (dB)	Table (o)	ANT	EUT	Verdict
193.639	-72.85	-16.05	-25.0	-47.85	94.00	Horizontal	Vertical	Pass
2535.600	-42.68	8.16	-25.0	-17.68	138.00	Horizontal	Vertical	N/A
2655.300	-31.83	8.22	-25.0	-6.83	138.00	Horizontal	Vertical	N/A
6657.250	-39.00	14.93	-25.0	-14.00	202.00	Horizontal	Vertical	Pass
13380.263	-40.49	16.82	-25.0	-15.49	99.00	Horizontal	Vertical	Pass
19745.051	-42.13	12.94	-25.0	-17.13	185.00	Horizontal	Vertical	Pass

RSE-V&V LTE Band 7 BW20 CH21100



Frequency (MHz)	Result (dBm)	Factor (dB)	PK Limit (dBm)	Over Limit (dB)	Table (o)	ANT	EUT	Verdict
34.947	-63.99	-22.97	-25.0	-38.99	42.00	Vertical	Vertical	Pass
2537.300	-43.96	8.16	-25.0	-18.96	108.00	Vertical	Vertical	N/A
2653.900	-43.55	8.31	-25.0	-18.55	114.00	Vertical	Vertical	N/A
6647.750	-39.56	15.13	-25.0	-14.56	212.00	Vertical	Vertical	Pass
13474.237	-41.25	15.65	-25.0	-16.25	273.00	Vertical	Vertical	Pass
19771.400	-41.67	12.94	-25.0	-16.67	344.00	Vertical	Vertical	Pass

RSE-V&H LTE Band 7 BW20 CH21100

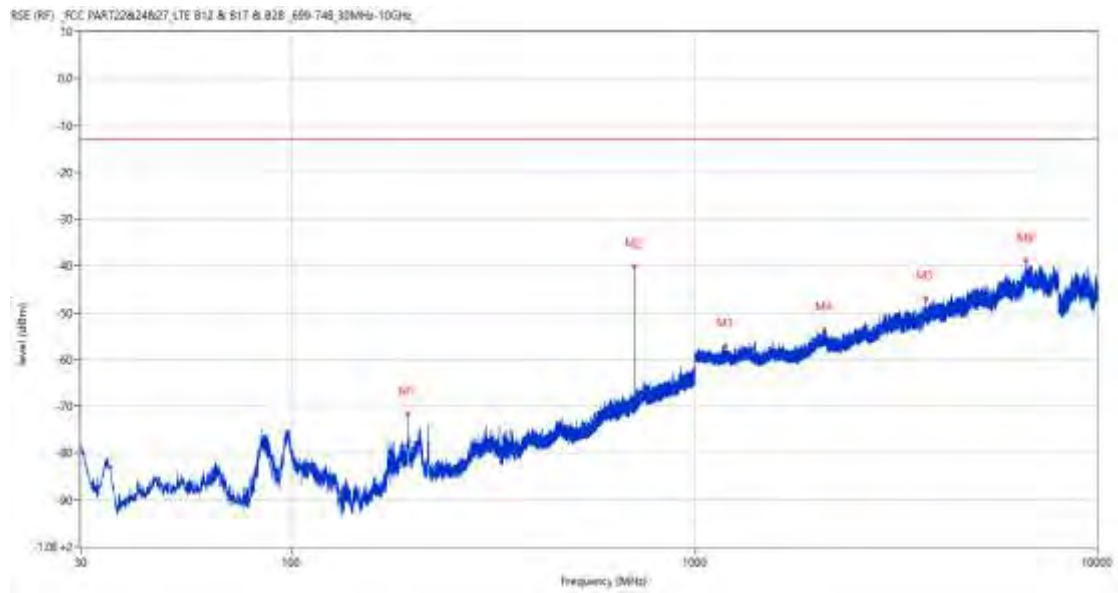


Frequency (MHz)	Result (dBm)	Factor (dB)	PK Limit (dBm)	Over Limit (dB)	Table (o)	ANT	EUT	Verdict
35.044	-64.79	-22.93	-25.0	-39.79	80.00	Vertical	Horizontal	Pass
2538.000	-42.54	8.16	-25.0	-17.54	30.00	Vertical	Horizontal	N/A
2650.800	-43.67	8.57	-25.0	-18.67	105.00	Vertical	Horizontal	N/A
6619.750	-39.68	14.64	-25.0	-14.68	125.00	Vertical	Horizontal	Pass
13394.437	-39.87	16.96	-25.0	-14.87	239.00	Vertical	Horizontal	Pass
19532.124	-41.26	12.93	-25.0	-16.26	-3.00	Vertical	Horizontal	Pass

12 LTE Band 12

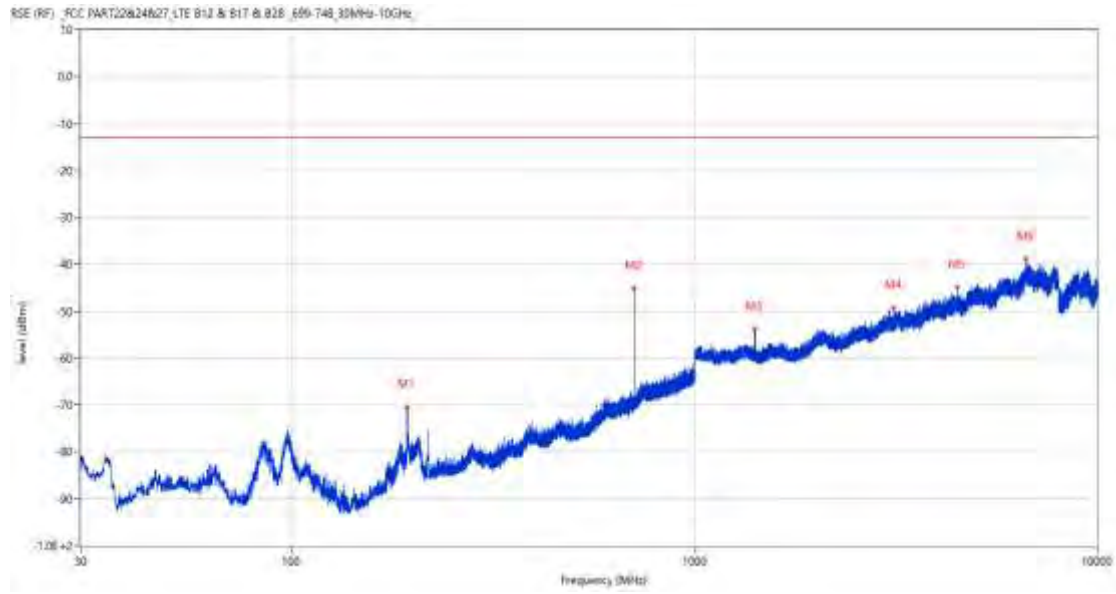
12.1 LTE Band 12 BW1.4, Middle Channel

RSE-H&H LTE Band 12 BW1.4 CH23095



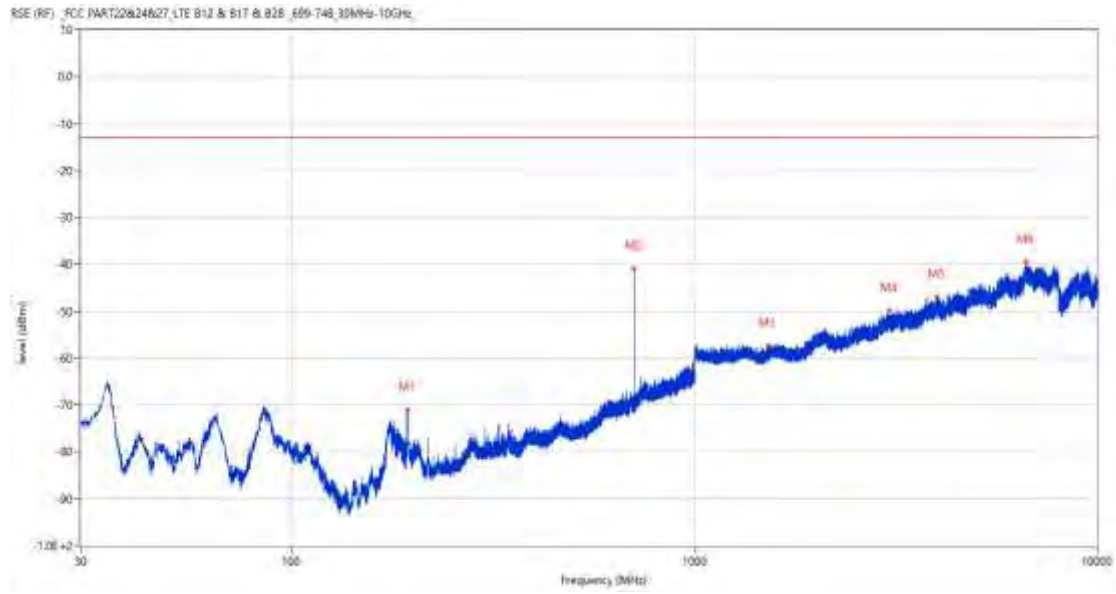
Frequency (MHz)	Result (dBm)	Factor (dB)	PK Limit (dBm)	Over Limit (dB)	Table (o)	ANT	EUT	Verdict
194.027	-71.58	-14.01	-13.0	-58.58	278.00	Horizontal	Horizontal	Pass
707.060	-40.18	1.42	-13.0	-27.18	97.00	Horizontal	Horizontal	N/A
1195.900	-57.09	-4.31	-13.0	-44.09	245.00	Horizontal	Horizontal	Pass
2103.700	-53.69	-0.04	-13.0	-40.69	84.00	Horizontal	Horizontal	Pass
3739.250	-47.03	7.37	-13.0	-34.03	243.00	Horizontal	Horizontal	Pass
6645.750	-38.98	15.20	-13.0	-25.98	305.00	Horizontal	Horizontal	Pass

RSE-H&V LTE Band 12 BW1.4 CH23095



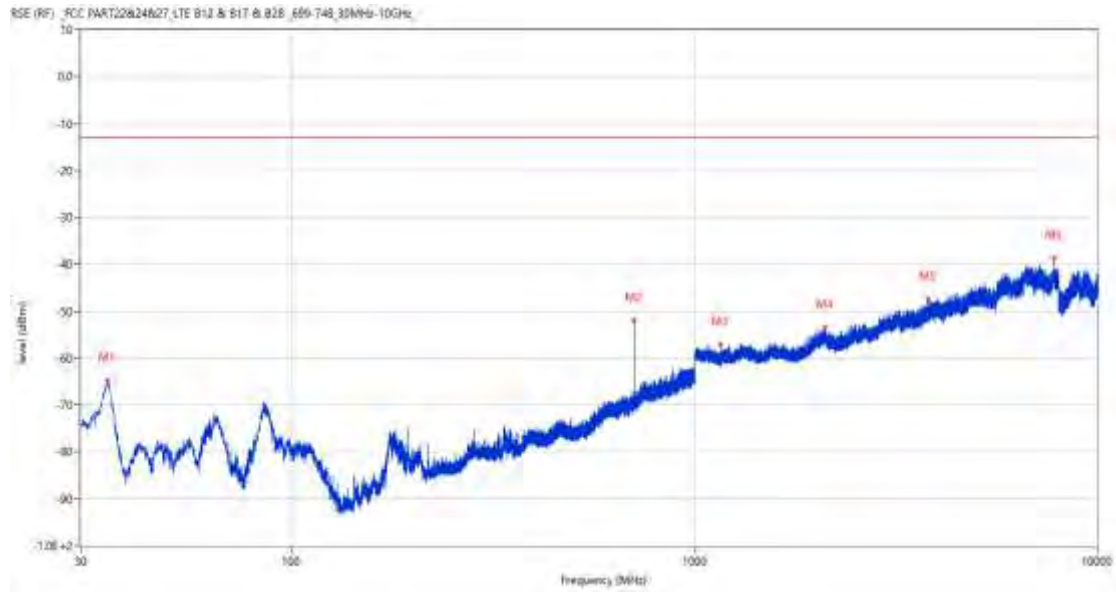
Frequency (MHz)	Result (dBm)	Factor (dB)	PK Limit (dBm)	Over Limit (dB)	Table (o)	ANT	EUT	Verdict
193.688	-70.51	-14.11	-13.0	-57.51	92.00	Horizontal	Vertical	Pass
707.060	-45.20	1.42	-13.0	-32.20	120.00	Horizontal	Vertical	N/A
1414.500	-53.78	-4.62	-13.0	-40.78	136.00	Horizontal	Vertical	Pass
3127.000	-49.31	5.41	-13.0	-36.31	156.00	Horizontal	Vertical	Pass
4487.250	-44.91	10.05	-13.0	-31.91	299.00	Horizontal	Vertical	Pass
6647.000	-38.98	15.27	-13.0	-25.98	53.00	Horizontal	Vertical	Pass

RSE-V&V LTE Band 12 BW1.4 CH23095



Frequency (MHz)	Result (dBm)	Factor (dB)	PK Limit (dBm)	Over Limit (dB)	Table (o)	ANT	EUT	Verdict
193.736	-71.04	-14.09	-13.0	-58.04	59.00	Vertical	Vertical	Pass
707.011	-40.98	1.42	-13.0	-27.98	241.00	Vertical	Vertical	N/A
1521.400	-57.39	-4.50	-13.0	-44.39	217.00	Vertical	Vertical	Pass
3051.500	-49.91	5.37	-13.0	-36.91	55.00	Vertical	Vertical	Pass
3996.250	-47.07	9.16	-13.0	-34.07	39.00	Vertical	Vertical	Pass
6648.500	-39.46	15.17	-13.0	-26.46	362.00	Vertical	Vertical	Pass

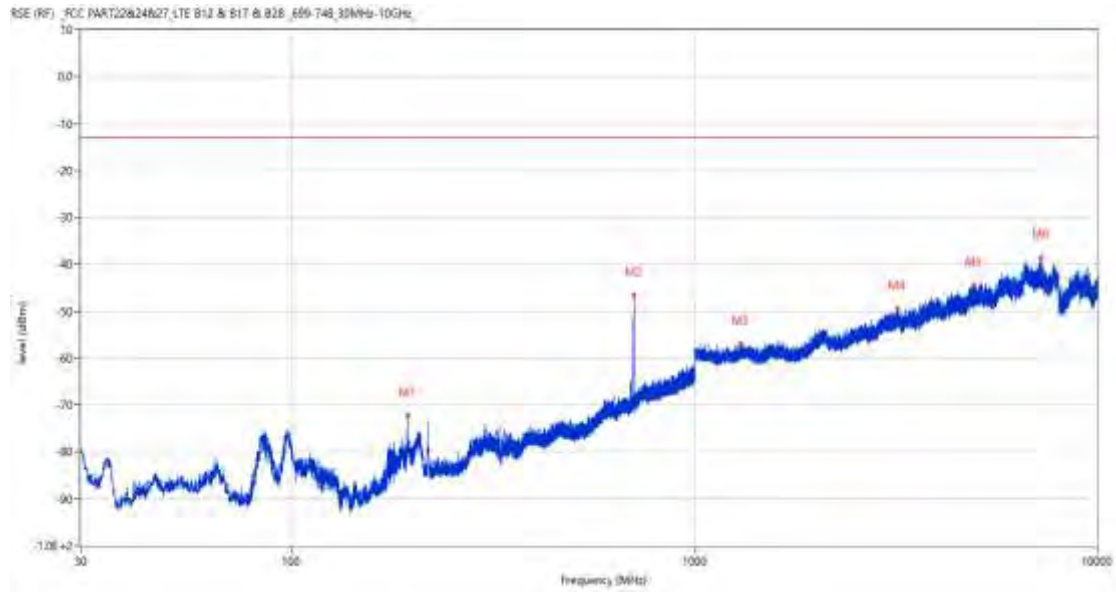
RSE-V&H LTE Band 12 BW1.4 CH23095



Frequency (MHz)	Result (dBm)	Factor (dB)	PK Limit (dBm)	Over Limit (dB)	Table (o)	ANT	EUT	Verdict
34.898	-64.84	-22.35	-13.0	-51.84	89.00	Vertical	Horizontal	Pass
707.011	-52.02	1.42	-13.0	-39.02	142.00	Vertical	Horizontal	N/A
1160.200	-57.08	-4.86	-13.0	-44.08	103.00	Vertical	Horizontal	Pass
2114.000	-53.40	-0.65	-13.0	-40.40	206.00	Vertical	Horizontal	Pass
3812.000	-47.47	7.46	-13.0	-34.47	200.00	Vertical	Horizontal	Pass
7823.000	-38.61	16.11	-13.0	-25.61	247.00	Vertical	Horizontal	Pass

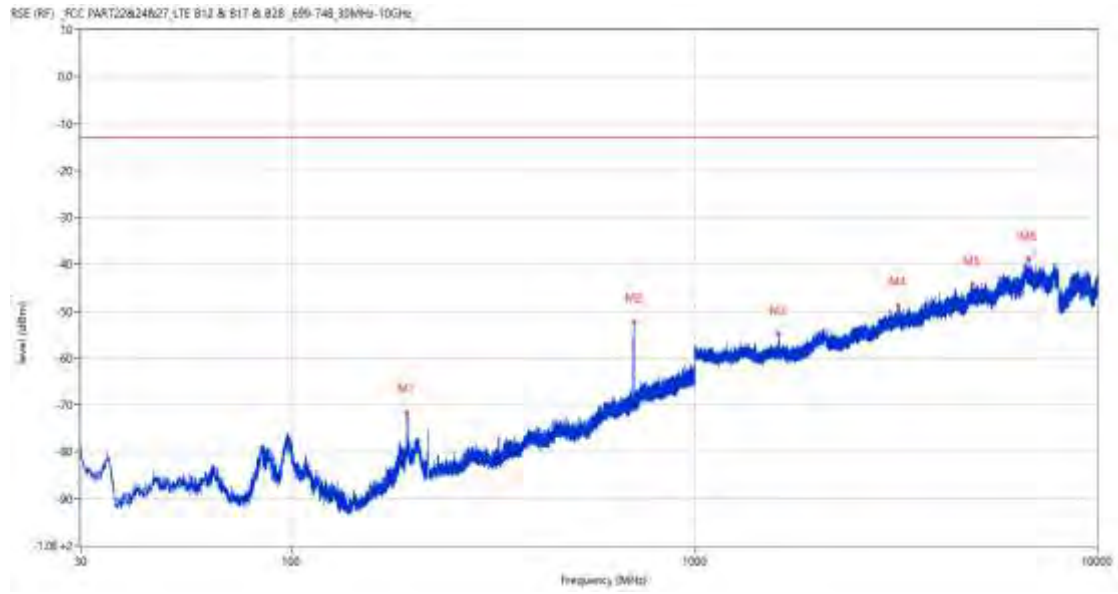
12.2 LTE Band 12 BW3, Middle Channel

RSE-H&H LTE Band 12 BW3 CH23095



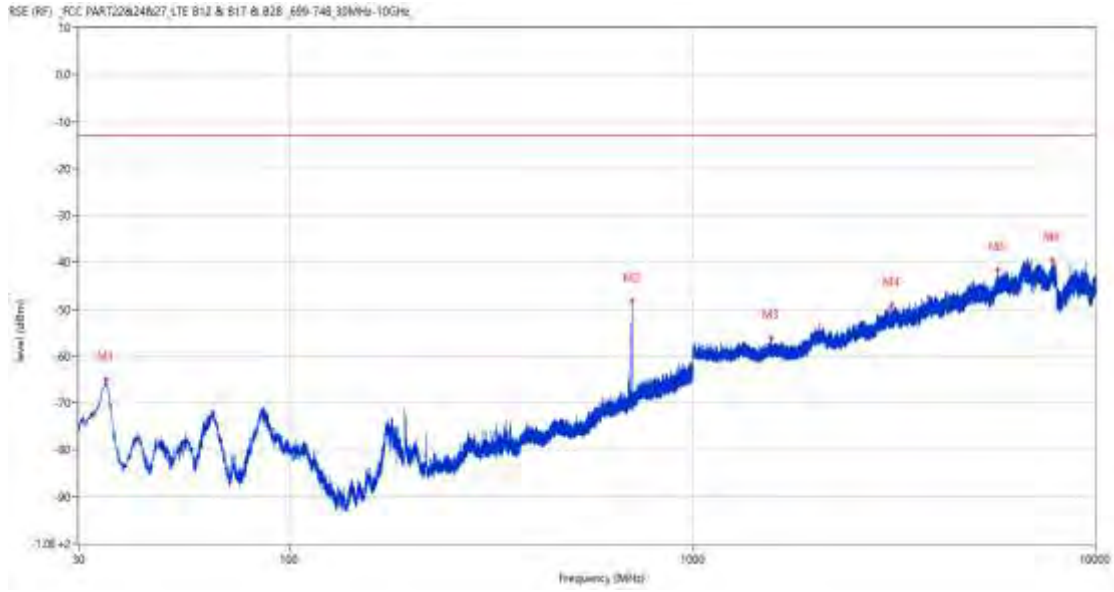
Frequency (MHz)	Result (dBm)	Factor (dB)	PK Limit (dBm)	Over Limit (dB)	Table (o)	ANT	EUT	Verdict
193.930	-72.19	-14.01	-13.0	-59.19	97.00	Horizontal	Horizontal	Pass
707.399	-46.61	1.43	-13.0	-33.61	106.00	Horizontal	Horizontal	N/A
1305.200	-56.96	-3.87	-13.0	-43.96	192.00	Horizontal	Horizontal	Pass
3195.500	-49.46	6.46	-13.0	-36.46	350.00	Horizontal	Horizontal	Pass
4932.000	-44.41	10.66	-13.0	-31.41	224.00	Horizontal	Horizontal	Pass
7233.000	-38.38	13.94	-13.0	-25.38	304.00	Horizontal	Horizontal	Pass

RSE-H&V LTE Band 12 BW3 CH23095



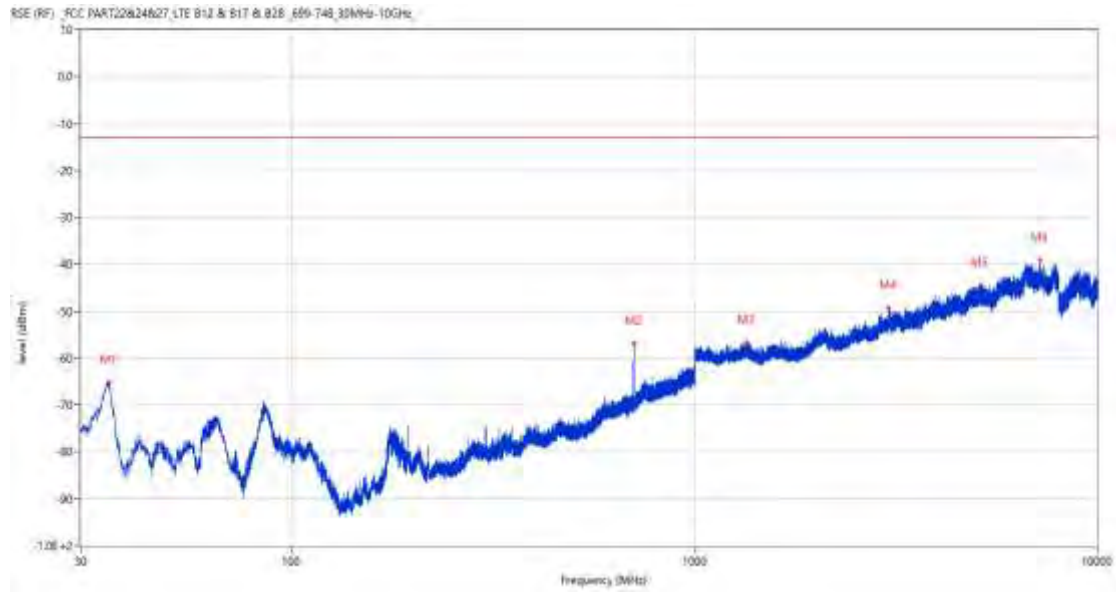
Frequency (MHz)	Result (dBm)	Factor (dB)	PK Limit (dBm)	Over Limit (dB)	Table (o)	ANT	EUT	Verdict
193.688	-71.54	-14.11	-13.0	-58.54	67.00	Horizontal	Vertical	Pass
707.497	-52.44	1.43	-13.0	-39.44	138.00	Horizontal	Vertical	N/A
1619.000	-54.85	-4.22	-13.0	-41.85	284.00	Horizontal	Vertical	Pass
3203.500	-48.79	5.85	-13.0	-35.79	276.00	Horizontal	Vertical	Pass
4889.250	-44.21	10.66	-13.0	-31.21	179.00	Horizontal	Vertical	Pass
6746.750	-38.93	14.74	-13.0	-25.93	50.00	Horizontal	Vertical	Pass

RSE-V&V LTE Band 12 BW3 CH23095



Frequency (MHz)	Result (dBm)	Factor (dB)	PK Limit (dBm)	Over Limit (dB)	Table (o)	ANT	EUT	Verdict
35.044	-65.05	-22.28	-13.0	-52.05	23.00	Vertical	Vertical	Pass
708.030	-48.11	1.44	-13.0	-35.11	238.00	Vertical	Vertical	N/A
1570.100	-56.10	-3.79	-13.0	-43.10	332.00	Vertical	Vertical	Pass
3120.000	-49.07	5.84	-13.0	-36.07	186.00	Vertical	Vertical	Pass
5706.000	-41.62	12.02	-13.0	-28.62	59.00	Vertical	Vertical	Pass
7831.750	-39.46	15.67	-13.0	-26.46	59.00	Vertical	Vertical	Pass

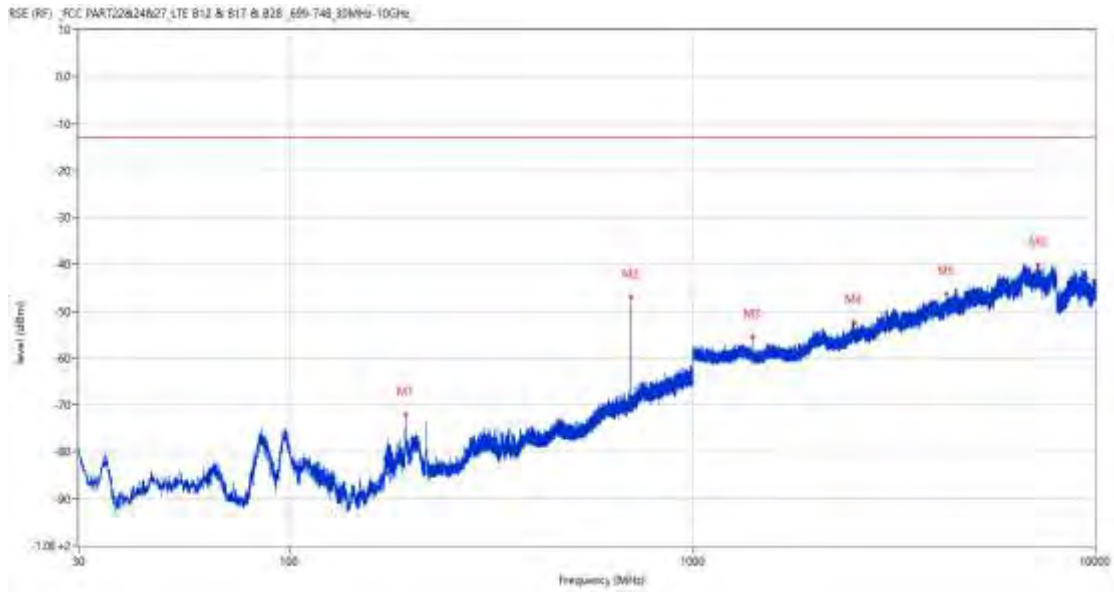
RSE-V&H LTE Band 12 BW3 CH23095



Frequency (MHz)	Result (dBm)	Factor (dB)	PK Limit (dBm)	Over Limit (dB)	Table (o)	ANT	EUT	Verdict
35.190	-65.28	-22.19	-13.0	-52.28	0.00	Vertical	Horizontal	Pass
707.885	-57.01	1.44	-13.0	-44.01	82.00	Vertical	Horizontal	N/A
1351.300	-56.68	-3.74	-13.0	-43.68	23.00	Vertical	Horizontal	Pass
3039.500	-49.32	5.49	-13.0	-36.32	303.00	Vertical	Horizontal	Pass
5108.000	-44.57	11.18	-13.0	-31.57	303.00	Vertical	Horizontal	Pass
7192.750	-39.01	14.68	-13.0	-26.01	145.00	Vertical	Horizontal	Pass

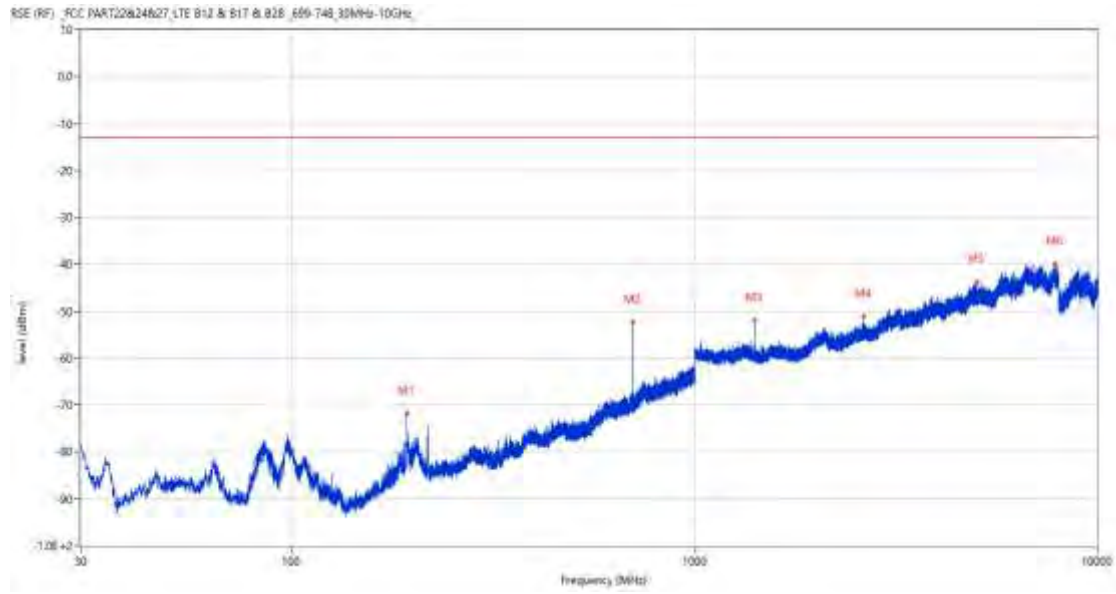
12.3 LTE Band 12 BW5, Middle Channel

RSE-H&H LTE Band 12 BW5 CH23095



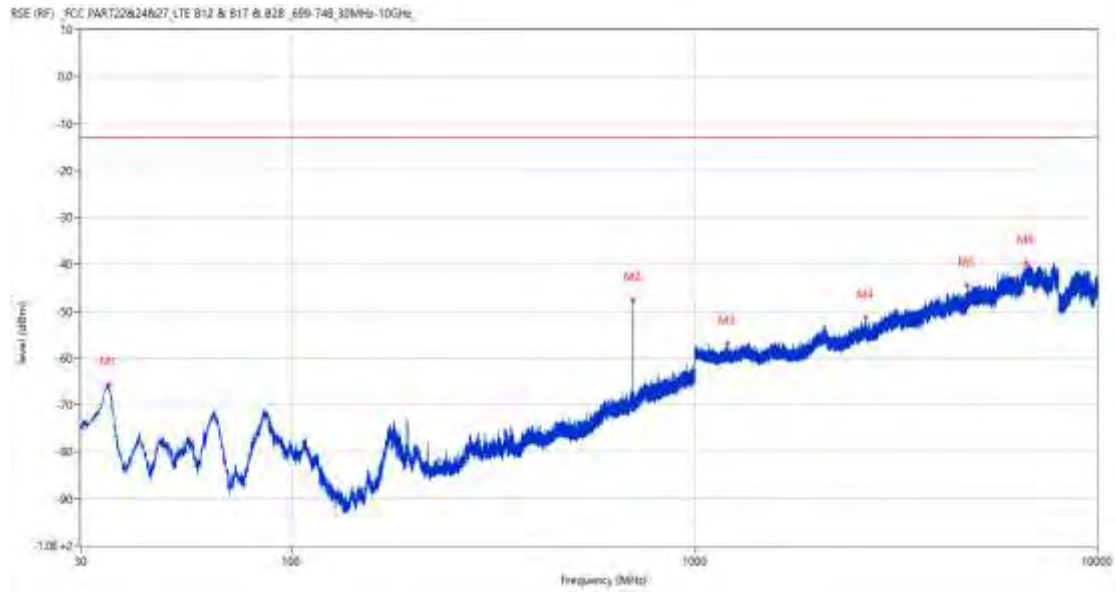
Frequency (MHz)	Result (dBm)	Factor (dB)	PK Limit (dBm)	Over Limit (dB)	Table (o)	ANT	EUT	Verdict
193.930	-72.12	-14.01	-13.0	-59.12	289.00	Horizontal	Horizontal	Pass
705.362	-46.90	1.37	-13.0	-33.90	84.00	Horizontal	Horizontal	N/A
1411.400	-55.51	-4.60	-13.0	-42.51	146.00	Horizontal	Horizontal	Pass
2513.300	-52.45	0.71	-13.0	-39.45	283.00	Horizontal	Horizontal	Pass
4275.500	-46.42	8.67	-13.0	-33.42	337.00	Horizontal	Horizontal	Pass
7201.750	-40.14	14.62	-13.0	-27.14	362.00	Horizontal	Horizontal	Pass

RSE-H&V LTE Band 12 BW5 CH23095



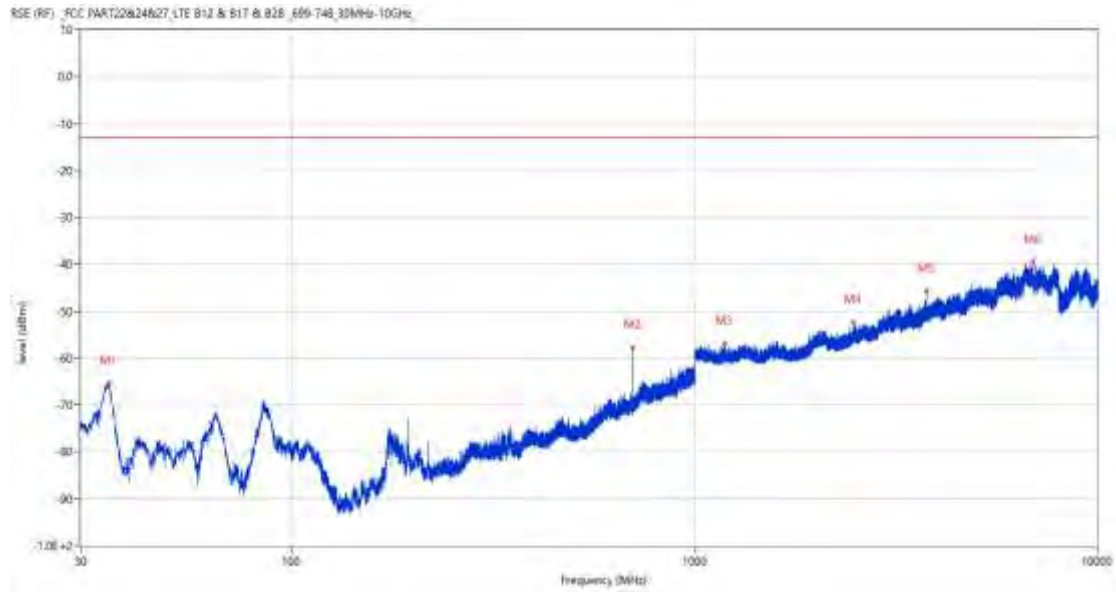
Frequency (MHz)	Result (dBm)	Factor (dB)	PK Limit (dBm)	Over Limit (dB)	Table (o)	ANT	EUT	Verdict
193.494	-71.81	-14.20	-13.0	-58.81	88.00	Horizontal	Vertical	Pass
705.362	-52.37	1.37	-13.0	-39.37	356.00	Horizontal	Vertical	N/A
1411.700	-52.03	-4.61	-13.0	-39.03	148.00	Horizontal	Vertical	Pass
2633.600	-51.16	1.57	-13.0	-38.16	234.00	Horizontal	Vertical	Pass
5013.750	-43.90	10.68	-13.0	-30.90	186.00	Horizontal	Vertical	Pass
7834.000	-39.95	15.40	-13.0	-26.95	0.00	Horizontal	Vertical	Pass

RSE-V&V LTE Band 12 BW5 CH23095



Frequency (MHz)	Result (dBm)	Factor (dB)	PK Limit (dBm)	Over Limit (dB)	Table (o)	ANT	EUT	Verdict
35.238	-65.66	-22.16	-13.0	-52.66	0.00	Vertical	Vertical	Pass
705.314	-47.55	1.37	-13.0	-34.55	241.00	Vertical	Vertical	N/A
1208.100	-56.93	-4.36	-13.0	-43.93	253.00	Vertical	Vertical	Pass
2658.900	-51.22	1.73	-13.0	-38.22	168.00	Vertical	Vertical	Pass
4748.750	-44.50	9.90	-13.0	-31.50	132.00	Vertical	Vertical	Pass
6650.500	-39.82	15.10	-13.0	-26.82	0.00	Vertical	Vertical	Pass

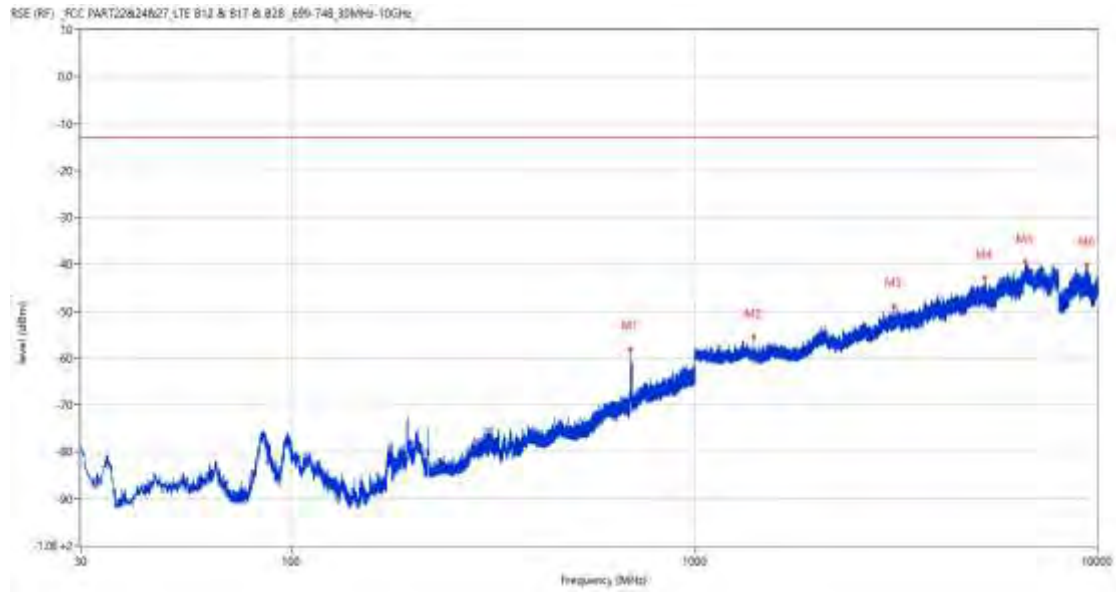
RSE-V&H LTE Band 12 BW5 CH23095



Frequency (MHz)	Result (dBm)	Factor (dB)	PK Limit (dBm)	Over Limit (dB)	Table (o)	ANT	EUT	Verdict
35.238	-65.41	-22.16	-13.0	-52.41	0.00	Vertical	Horizontal	Pass
705.411	-57.82	1.37	-13.0	-44.82	136.00	Vertical	Horizontal	N/A
1189.000	-56.98	-4.41	-13.0	-43.98	358.00	Vertical	Horizontal	Pass
2485.000	-52.41	0.39	-13.0	-39.41	235.00	Vertical	Horizontal	Pass
3757.250	-45.77	8.47	-13.0	-32.77	200.00	Vertical	Horizontal	Pass
6909.500	-39.52	13.63	-13.0	-26.52	9.00	Vertical	Horizontal	Pass

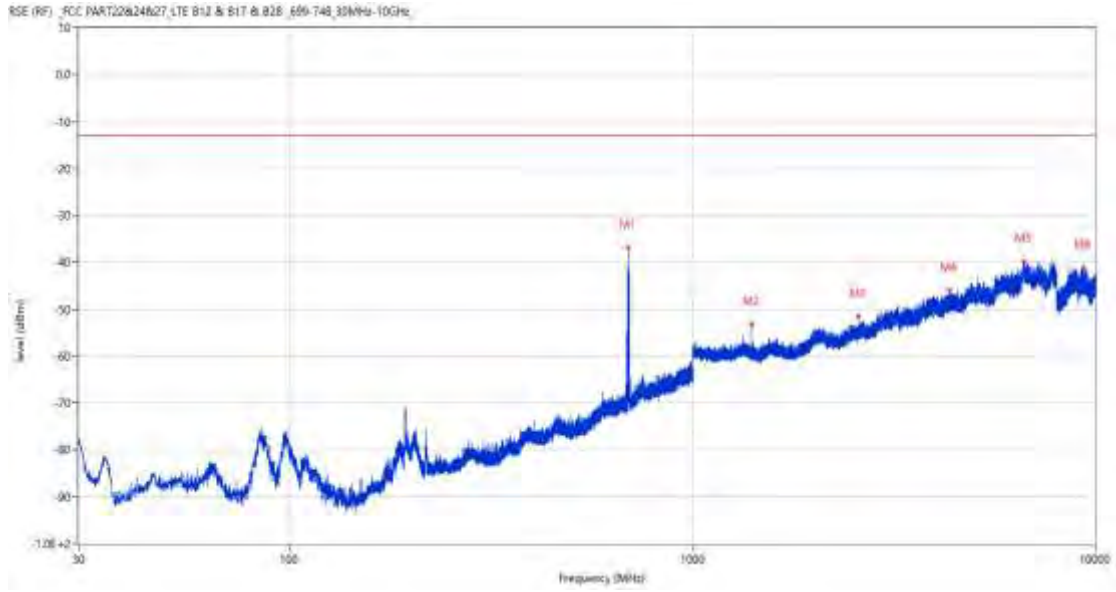
12.4 LTE Band 12 BW10, Middle Channel

RSE-H&H LTE Band 12 BW10 CH23095



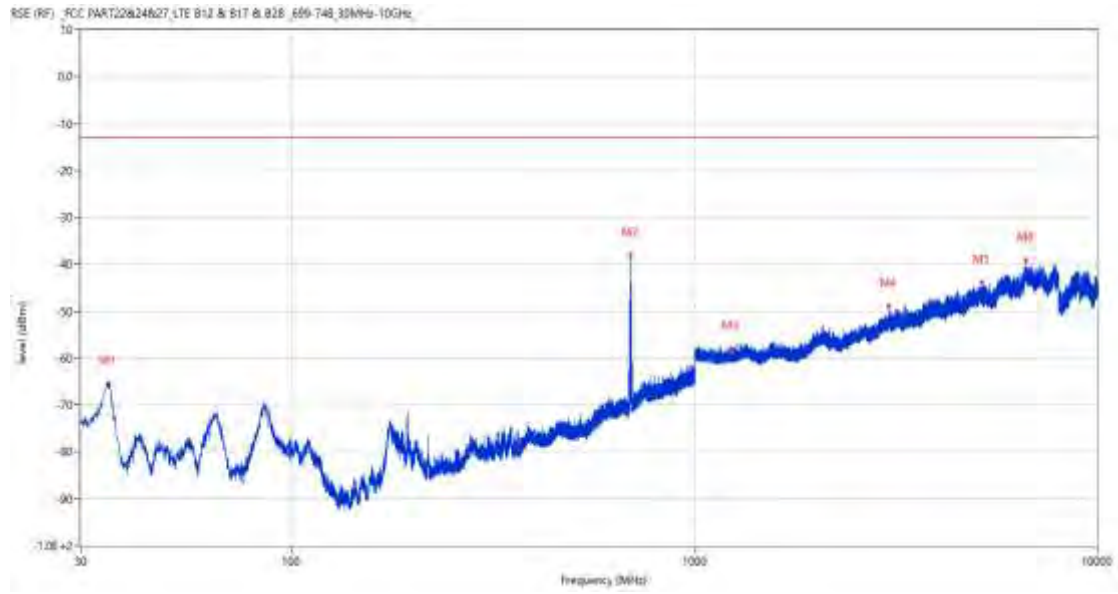
Frequency (MHz)	Result (dBm)	Factor (dB)	PK Limit (dBm)	Over Limit (dB)	Table (o)	ANT	EUT	Verdict
695.323	-58.22	1.29	-13.0	-45.22	77.00	Horizontal	Horizontal	N/A
1406.400	-55.53	-4.65	-13.0	-42.53	145.00	Horizontal	Horizontal	Pass
3131.750	-49.11	5.27	-13.0	-36.11	201.00	Horizontal	Horizontal	Pass
5261.000	-42.80	10.24	-13.0	-29.80	362.00	Horizontal	Horizontal	Pass
6624.500	-39.47	14.71	-13.0	-26.47	112.00	Horizontal	Horizontal	Pass
9436.100	-40.21	14.01	-13.0	-27.21	141.00	Horizontal	Horizontal	Pass

RSE-H&V LTE Band 12 BW10 CH23095



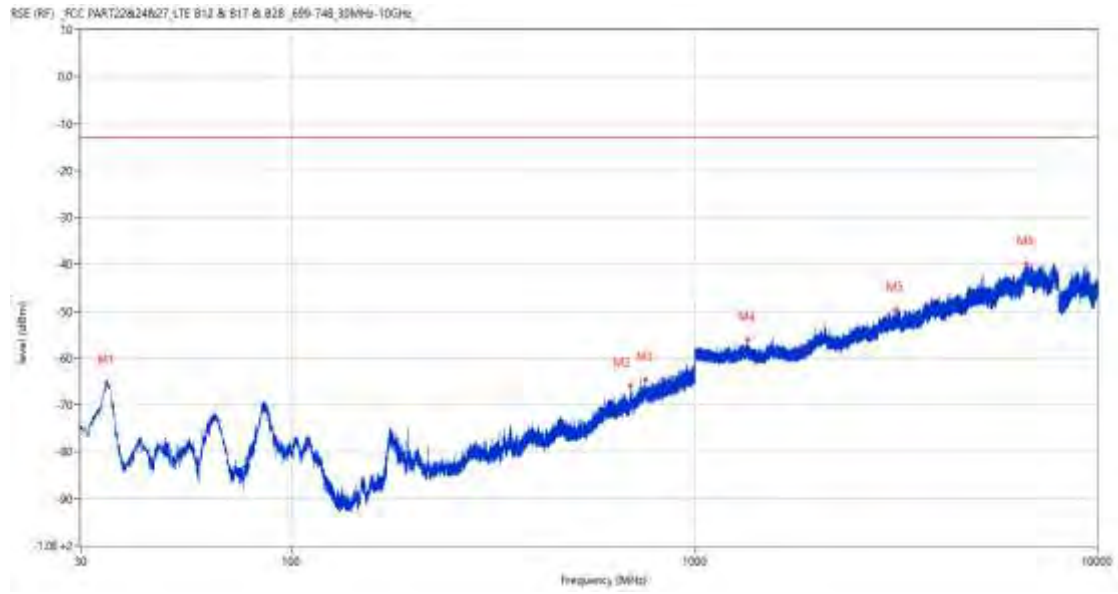
Frequency (MHz)	Result (dBm)	Factor (dB)	PK Limit (dBm)	Over Limit (dB)	Table (o)	ANT	EUT	Verdict
693.771	-36.79	0.93	-13.0	-23.79	357.00	Horizontal	Vertical	N/A
1407.000	-53.16	-4.64	-13.0	-40.16	129.00	Horizontal	Vertical	Pass
2578.200	-51.50	1.29	-13.0	-38.50	196.00	Horizontal	Vertical	Pass
4335.250	-45.92	8.96	-13.0	-32.92	9.00	Horizontal	Vertical	Pass
6636.250	-39.64	14.84	-13.0	-26.64	112.00	Horizontal	Vertical	Pass
9301.000	-41.18	15.33	-13.0	-28.18	-3.00	Horizontal	Vertical	Pass

RSE-V&V LTE Band 12 BW10 CH23095



Frequency (MHz)	Result (dBm)	Factor (dB)	PK Limit (dBm)	Over Limit (dB)	Table (o)	ANT	EUT	Verdict
34.995	-65.36	-22.31	-13.0	-52.36	0.00	Vertical	Vertical	Pass
695.274	-38.12	1.30	-13.0	-25.12	268.00	Vertical	Vertical	N/A
1234.100	-58.05	-4.66	-13.0	-45.05	54.00	Vertical	Vertical	Pass
3033.250	-48.80	5.27	-13.0	-35.80	0.00	Vertical	Vertical	Pass
5181.750	-43.92	10.60	-13.0	-30.92	346.00	Vertical	Vertical	Pass
6651.750	-39.09	15.07	-13.0	-26.09	362.00	Vertical	Vertical	Pass

RSE-V&H LTE Band 12 BW10 CH23095

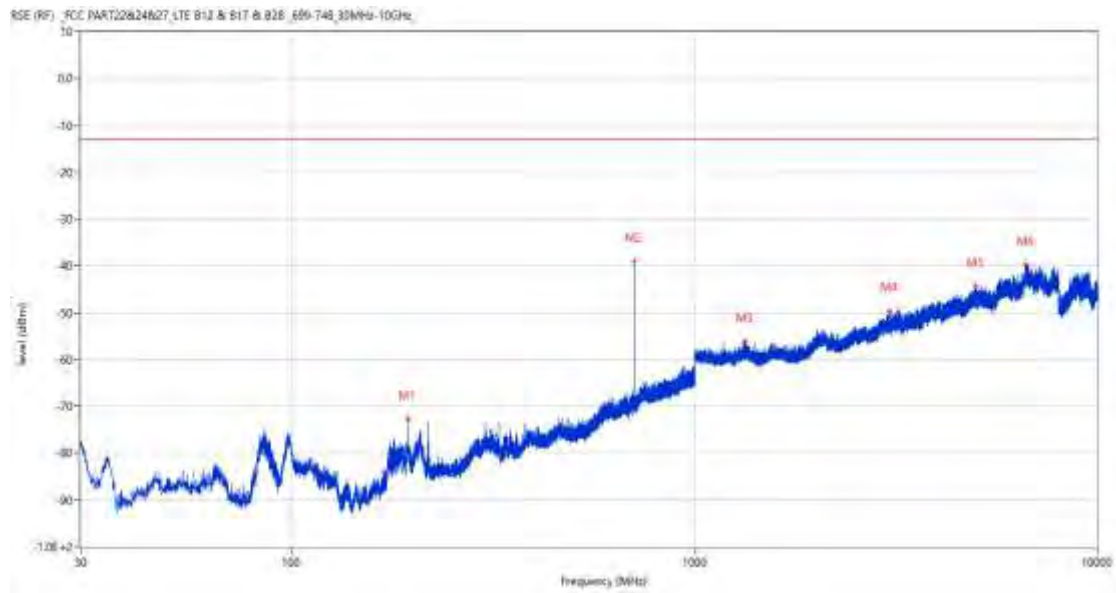


Frequency (MHz)	Result (dBm)	Factor (dB)	PK Limit (dBm)	Over Limit (dB)	Table (o)	ANT	EUT	Verdict
34.656	-65.22	-22.42	-13.0	-52.22	84.00	Vertical	Horizontal	Pass
694.741	-65.84	1.30	-13.0	-52.84	224.00	Vertical	Horizontal	N/A
756.336	-64.64	3.65	-13.0	-51.64	192.00	Vertical	Horizontal	N/A
1353.000	-56.10	-3.78	-13.0	-43.10	352.00	Vertical	Horizontal	Pass
3164.500	-49.65	5.60	-13.0	-36.65	181.00	Vertical	Horizontal	Pass
6667.000	-39.99	14.62	-13.0	-26.99	224.00	Vertical	Horizontal	Pass

13 LTE Band 17

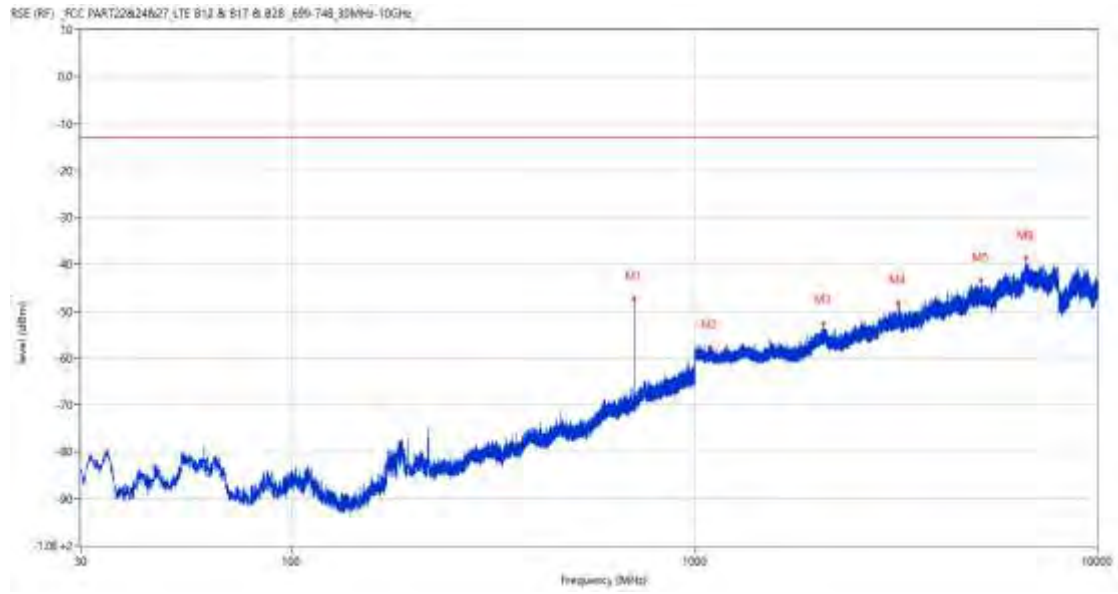
13.1 LTE Band 17 BW5, Middle Channel

RSE-H&H LTE Band 17 BW5 CH23790



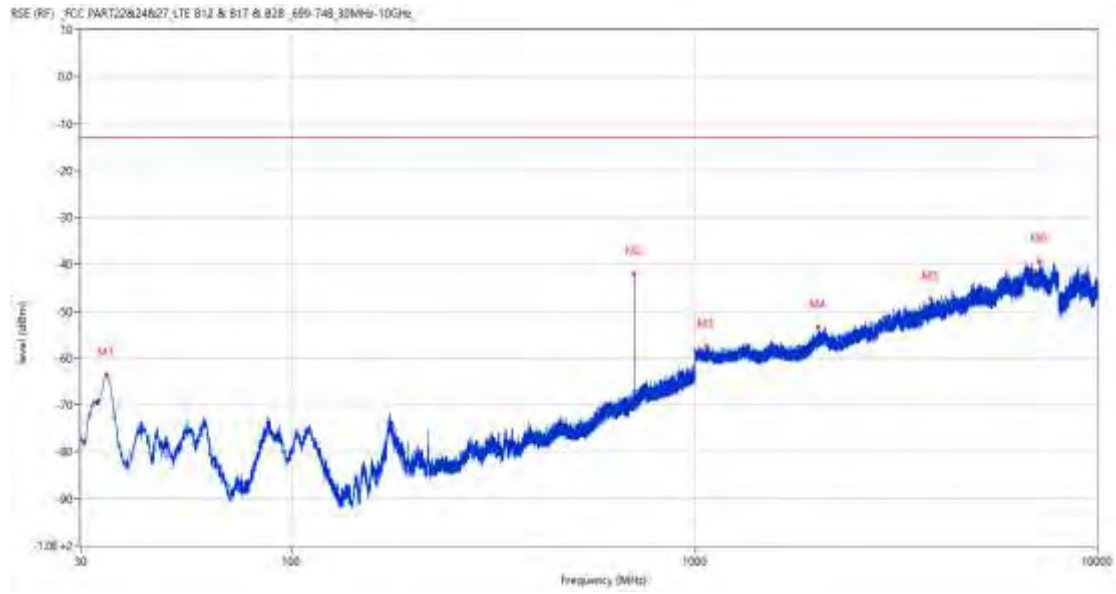
Frequency (MHz)	Result (dBm)	Factor (dB)	PK Limit (dBm)	Over Limit (dB)	Table (o)	ANT	EUT	Verdict
193.978	-72.59	-14.01	-13.0	-59.59	88.00	Horizontal	Horizontal	Pass
707.933	-38.95	1.44	-13.0	-25.95	93.00	Horizontal	Horizontal	N/A
1335.700	-56.12	-3.93	-13.0	-43.12	351.00	Horizontal	Horizontal	Pass
3043.750	-49.68	5.49	-13.0	-36.68	122.00	Horizontal	Horizontal	Pass
5001.250	-44.24	10.76	-13.0	-31.24	1.00	Horizontal	Horizontal	Pass
6653.500	-39.72	15.02	-13.0	-26.72	1.00	Horizontal	Horizontal	Pass

RSE-H&V LTE Band 17 BW5 CH23790



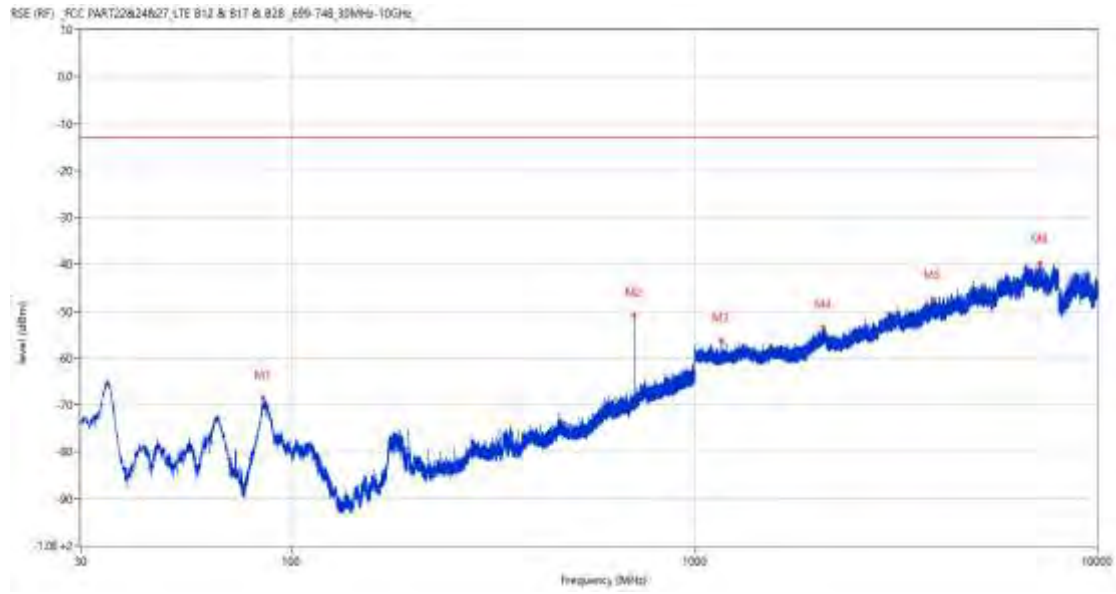
Frequency (MHz)	Result (dBm)	Factor (dB)	PK Limit (dBm)	Over Limit (dB)	Table (o)	ANT	EUT	Verdict
707.885	-47.34	1.44	-13.0	-34.34	122.00	Horizontal	Vertical	N/A
1089.800	-57.65	-4.15	-13.0	-44.65	242.00	Horizontal	Vertical	Pass
2090.600	-52.52	-0.75	-13.0	-39.52	47.00	Horizontal	Vertical	Pass
3207.000	-48.26	5.76	-13.0	-35.26	146.00	Horizontal	Vertical	Pass
5134.000	-43.50	11.05	-13.0	-30.50	178.00	Horizontal	Vertical	Pass
6656.250	-38.73	15.05	-13.0	-25.73	115.00	Horizontal	Vertical	Pass

RSE-V&V LTE Band 17 BW5 CH23790



Frequency (MHz)	Result (dBm)	Factor (dB)	PK Limit (dBm)	Over Limit (dB)	Table (o)	ANT	EUT	Verdict
34.753	-63.49	-22.39	-13.0	-50.49	14.00	Vertical	Vertical	Pass
707.836	-42.08	1.44	-13.0	-29.08	234.00	Vertical	Vertical	N/A
1067.500	-57.58	-3.99	-13.0	-44.58	28.00	Vertical	Vertical	Pass
2030.900	-53.32	-1.47	-13.0	-40.32	347.00	Vertical	Vertical	Pass
3860.750	-47.39	8.75	-13.0	-34.39	360.00	Vertical	Vertical	Pass
7185.500	-39.36	14.57	-13.0	-26.36	302.00	Vertical	Vertical	Pass

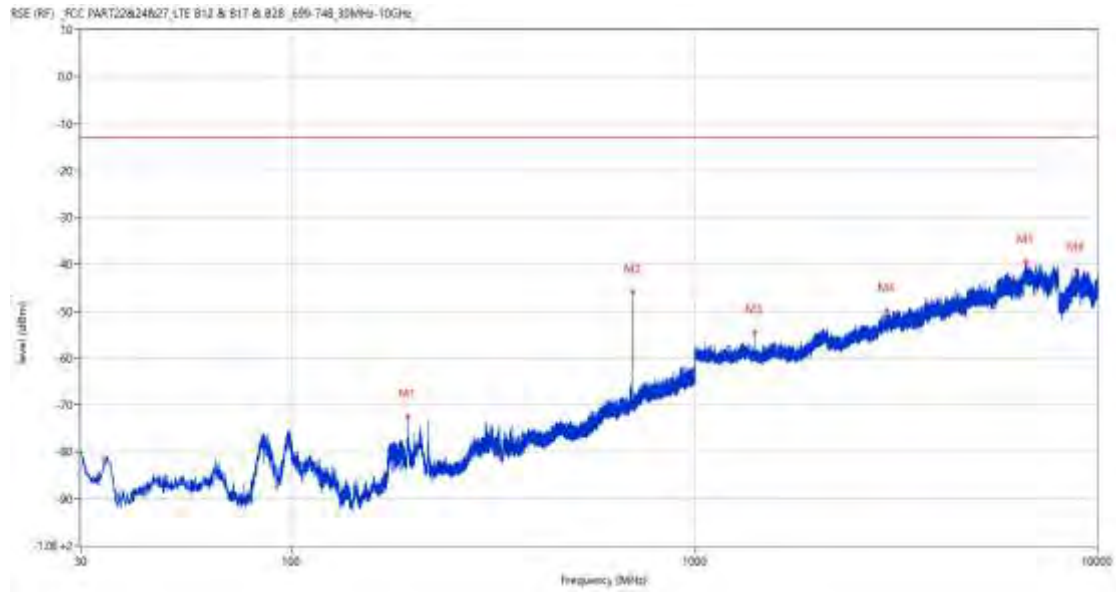
RSE-V&H LTE Band 17 BW5 CH23790



Frequency (MHz)	Result (dBm)	Factor (dB)	PK Limit (dBm)	Over Limit (dB)	Table (o)	ANT	EUT	Verdict
84.999	-68.58	-19.69	-13.0	-55.58	92.00	Vertical	Horizontal	Pass
707.885	-50.96	1.44	-13.0	-37.96	129.00	Vertical	Horizontal	N/A
1163.400	-56.39	-4.65	-13.0	-43.39	329.00	Vertical	Horizontal	Pass
2093.900	-53.40	-0.50	-13.0	-40.40	311.00	Vertical	Horizontal	Pass
3896.500	-47.28	9.17	-13.0	-34.28	129.00	Vertical	Horizontal	Pass
7199.500	-39.75	14.69	-13.0	-26.75	144.00	Vertical	Horizontal	Pass

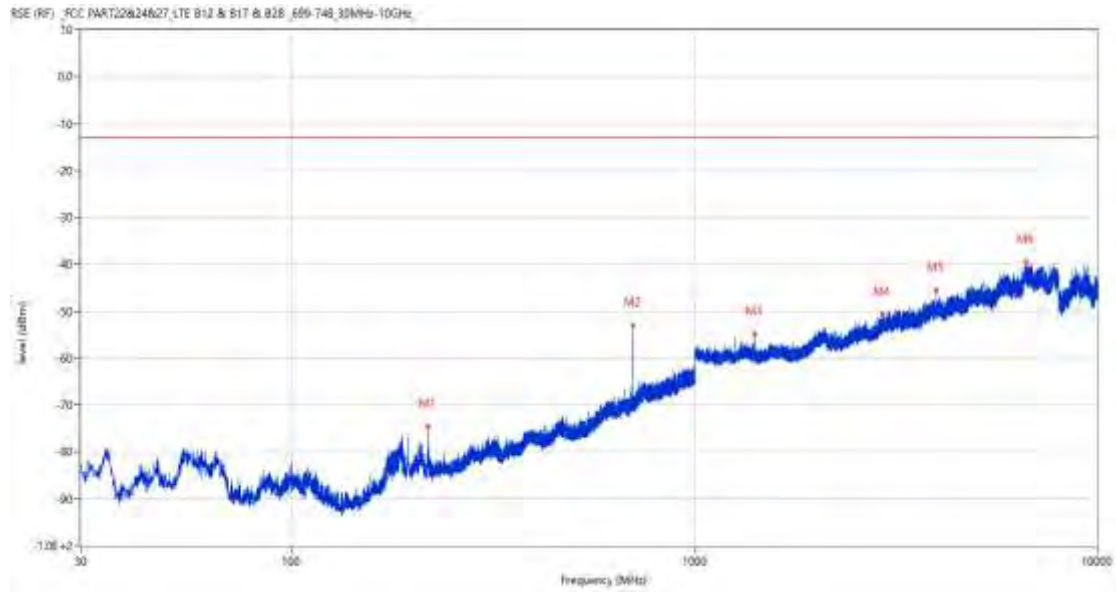
13.2 LTE Band 17 BW10, Middle Channel

RSE-H&H LTE Band 17 BW10 CH23790



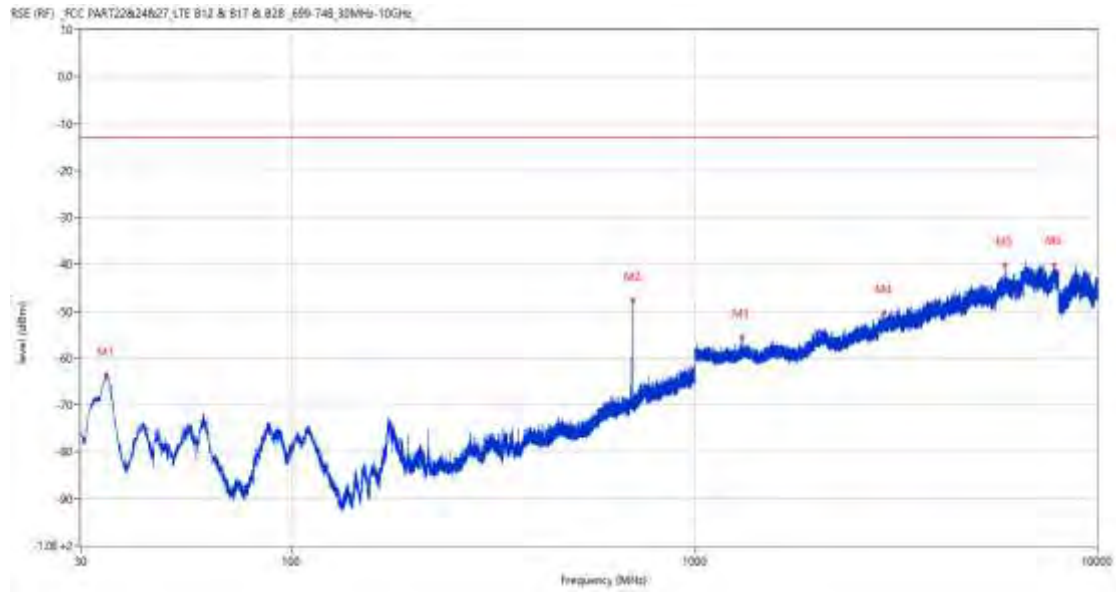
Frequency (MHz)	Result (dBm)	Factor (dB)	PK Limit (dBm)	Over Limit (dB)	Table (o)	ANT	EUT	Verdict
194.027	-72.42	-14.01	-13.0	-59.42	79.00	Horizontal	Horizontal	Pass
705.557	-45.93	1.38	-13.0	-32.93	96.00	Horizontal	Horizontal	N/A
1411.900	-54.37	-4.61	-13.0	-41.37	133.00	Horizontal	Horizontal	Pass
3008.750	-49.80	4.42	-13.0	-36.80	99.00	Horizontal	Horizontal	Pass
6646.500	-39.61	15.26	-13.0	-26.61	334.00	Horizontal	Horizontal	Pass
8877.500	-41.21	14.39	-13.0	-28.21	20.00	Horizontal	Horizontal	Pass

RSE-H&V LTE Band 17 BW10 CH23790



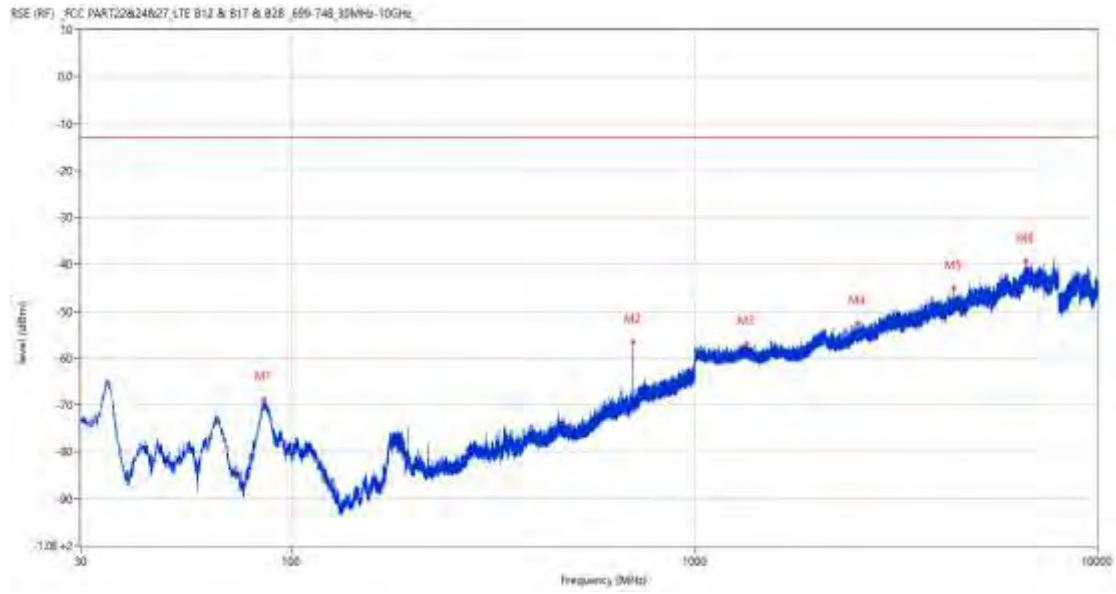
Frequency (MHz)	Result (dBm)	Factor (dB)	PK Limit (dBm)	Over Limit (dB)	Table (o)	ANT	EUT	Verdict
218.180	-74.61	-14.56	-13.0	-61.61	84.00	Horizontal	Vertical	Pass
705.654	-52.97	1.38	-13.0	-39.97	125.00	Horizontal	Vertical	N/A
1412.200	-54.93	-4.59	-13.0	-41.93	156.00	Horizontal	Vertical	Pass
2924.300	-50.79	3.44	-13.0	-37.79	83.00	Horizontal	Vertical	Pass
3981.750	-45.47	9.18	-13.0	-32.47	265.00	Horizontal	Vertical	Pass
6643.750	-39.41	15.13	-13.0	-26.41	146.00	Horizontal	Vertical	Pass

RSE-V&V LTE Band 17 BW10 CH23790



Frequency (MHz)	Result (dBm)	Factor (dB)	PK Limit (dBm)	Over Limit (dB)	Table (o)	ANT	EUT	Verdict
34.705	-63.50	-22.41	-13.0	-50.50	20.00	Vertical	Vertical	Pass
705.654	-47.55	1.38	-13.0	-34.55	230.00	Vertical	Vertical	N/A
1310.300	-55.53	-3.76	-13.0	-42.53	69.00	Vertical	Vertical	Pass
2952.100	-50.37	4.08	-13.0	-37.37	69.00	Vertical	Vertical	Pass
5896.750	-40.20	12.56	-13.0	-27.20	84.00	Vertical	Vertical	Pass
7815.000	-40.18	16.37	-13.0	-27.18	240.00	Vertical	Vertical	Pass

RSE-V&H LTE Band 17 BW10 CH23790

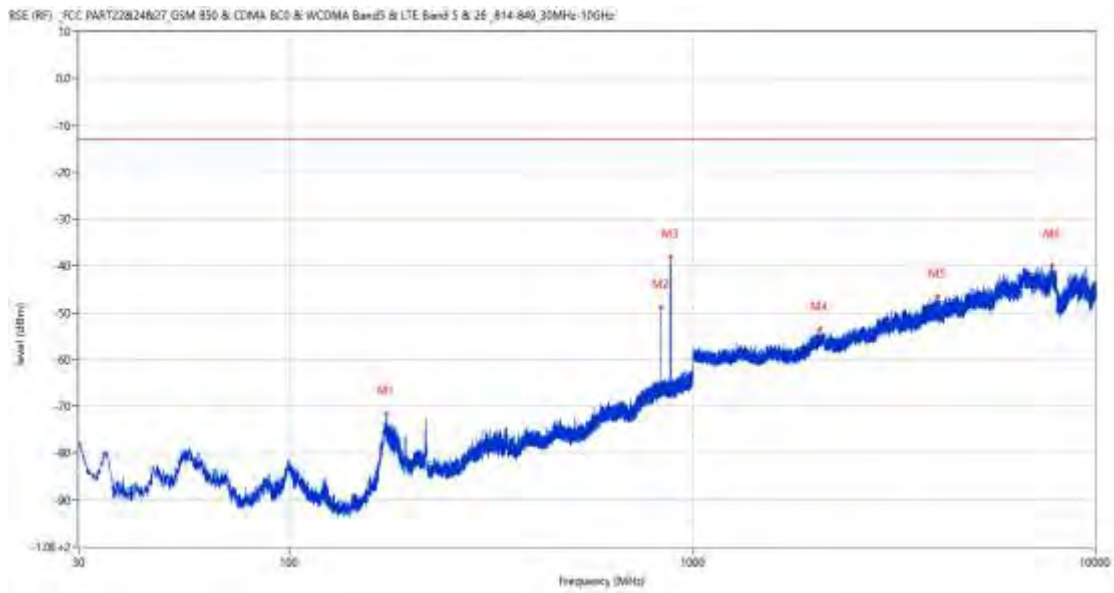


Frequency (MHz)	Result (dBm)	Factor (dB)	PK Limit (dBm)	Over Limit (dB)	Table (o)	ANT	EUT	Verdict
85.436	-68.81	-19.63	-13.0	-55.81	72.00	Vertical	Horizontal	Pass
705.654	-56.52	1.38	-13.0	-43.52	124.00	Vertical	Horizontal	N/A
1349.700	-56.95	-3.65	-13.0	-43.95	316.00	Vertical	Horizontal	Pass
2549.300	-52.59	0.15	-13.0	-39.59	205.00	Vertical	Horizontal	Pass
4404.000	-45.17	9.07	-13.0	-32.17	360.00	Vertical	Horizontal	Pass
6634.750	-39.38	14.92	-13.0	-26.38	360.00	Vertical	Horizontal	Pass

14 LTE Band 26 (Part22)

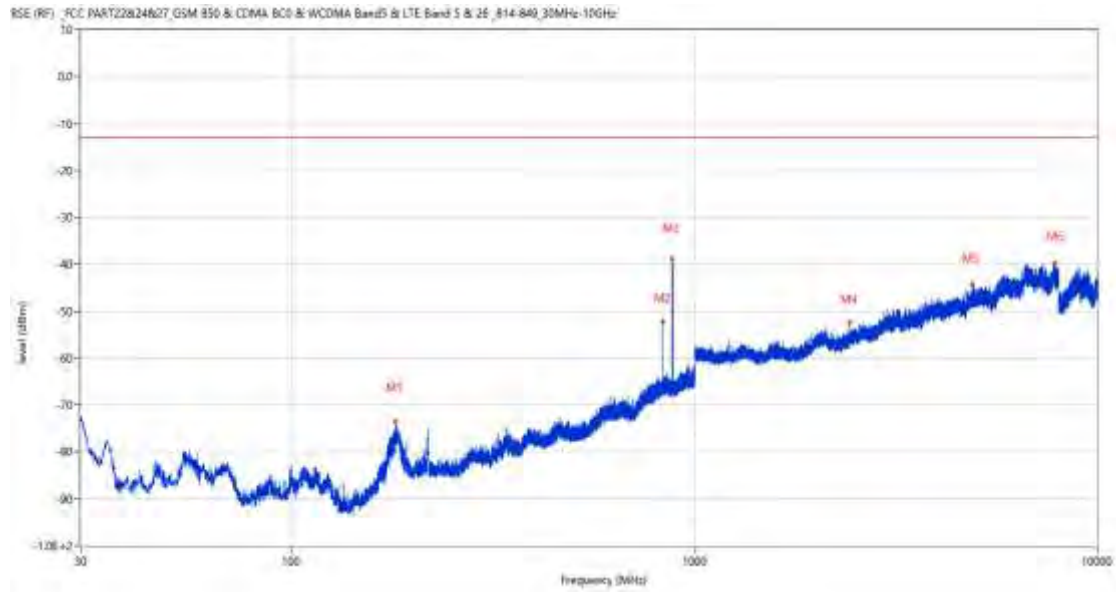
14.1 LTE Band 26 (Part22) BW1.4, Middle Channel

RSE-H&H LTE Band 26 (Part22) BW1.4 CH26915



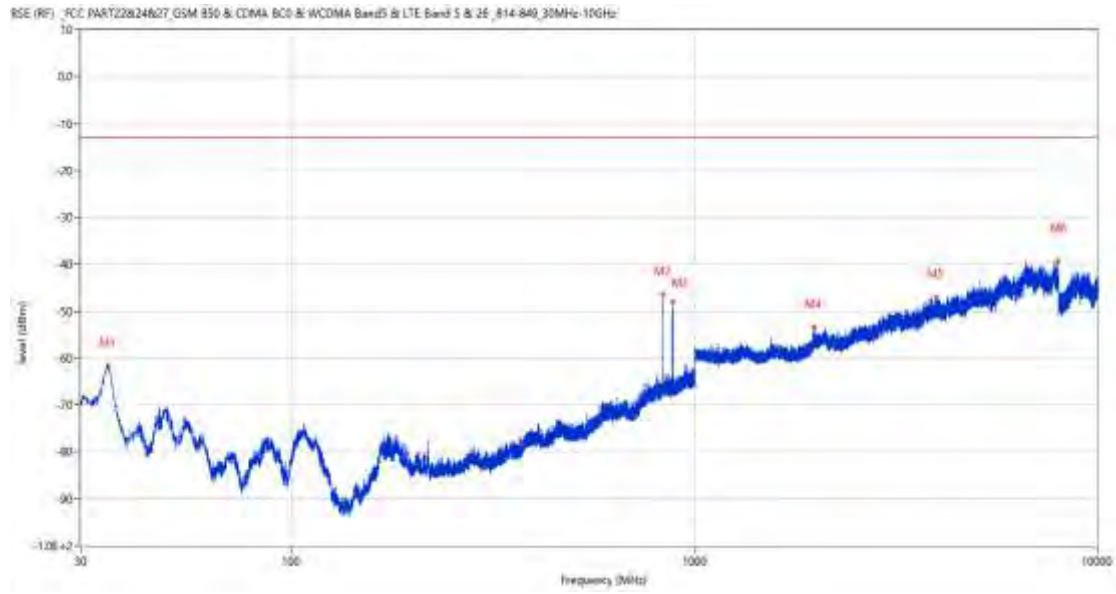
Frequency (MHz)	Result (dBm)	Factor (dB)	PK Limit (dBm)	Over Limit (dB)	Table (o)	ANT	EUT	Verdict
173.512	-71.55	-17.65	-13.0	-58.55	75.00	Horizontal	Horizontal	Pass
836.070	-48.88	4.75	-13.0	-35.88	186.00	Horizontal	Horizontal	N/A
881.417	-38.01	4.17	-13.0	-25.01	190.00	Horizontal	Horizontal	N/A
2072.500	-53.67	-1.21	-13.0	-40.67	108.00	Horizontal	Horizontal	Pass
4070.750	-46.55	9.01	-13.0	-33.55	84.00	Horizontal	Horizontal	Pass
7811.250	-39.92	16.33	-13.0	-26.92	12.00	Horizontal	Horizontal	Pass

RSE-H&V LTE Band 26 (Part2) BW1.4 CH26915



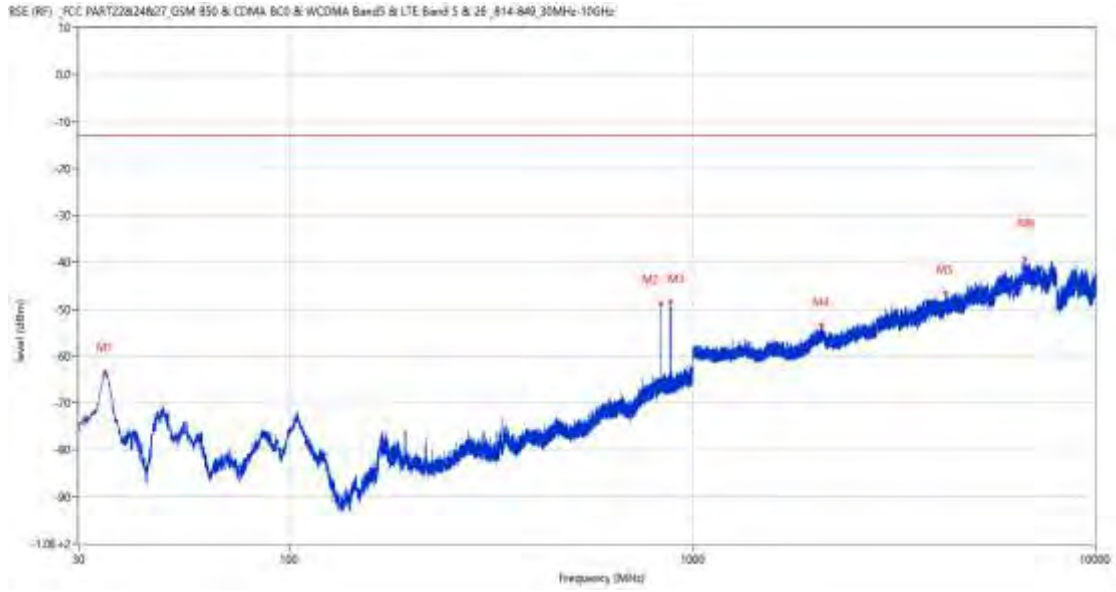
Frequency (MHz)	Result (dBm)	Factor (dB)	PK Limit (dBm)	Over Limit (dB)	Table (o)	ANT	EUT	Verdict
181.223	-73.56	-16.21	-13.0	-60.56	64.00	Horizontal	Vertical	Pass
836.022	-52.24	4.75	-13.0	-39.24	238.00	Horizontal	Vertical	N/A
881.175	-38.98	4.17	-13.0	-25.98	193.00	Horizontal	Vertical	N/A
2432.600	-52.44	0.23	-13.0	-39.44	133.00	Horizontal	Vertical	Pass
4900.750	-44.20	10.72	-13.0	-31.20	362.00	Horizontal	Vertical	Pass
7871.750	-39.77	14.85	-13.0	-26.77	362.00	Horizontal	Vertical	Pass

RSE-V&V LTE Band 26 (Part22) BW1.4 CH26915



Frequency (MHz)	Result (dBm)	Factor (dB)	PK Limit (dBm)	Over Limit (dB)	Table (o)	ANT	EUT	Verdict
35.093	-61.67	-22.34	-13.0	-48.67	325.00	Vertical	Vertical	Pass
836.070	-46.40	4.75	-13.0	-33.40	350.00	Vertical	Vertical	N/A
881.514	-48.02	4.17	-13.0	-35.02	0.00	Vertical	Vertical	N/A
1978.600	-53.37	-2.05	-13.0	-40.37	168.00	Vertical	Vertical	Pass
3987.750	-47.06	9.30	-13.0	-34.06	217.00	Vertical	Vertical	Pass
7967.000	-39.33	14.92	-13.0	-26.33	182.00	Vertical	Vertical	Pass

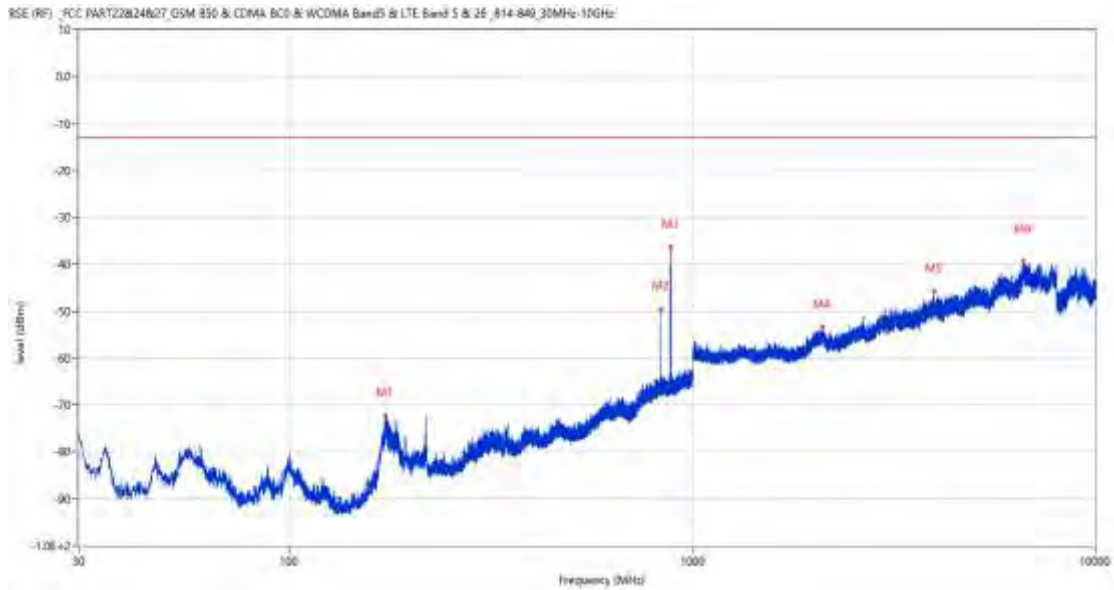
RSE-V&H LTE Band 26 (Part22) BW1.4 CH26915



Frequency (MHz)	Result (dBm)	Factor (dB)	PK Limit (dBm)	Over Limit (dB)	Table (o)	ANT	EUT	Verdict
34.898	-63.24	-22.43	-13.0	-50.24	313.00	Vertical	Horizontal	Pass
836.070	-48.80	4.75	-13.0	-35.80	235.00	Vertical	Horizontal	N/A
881.854	-48.39	4.17	-13.0	-35.39	2.00	Vertical	Horizontal	N/A
2093.500	-53.43	-0.55	-13.0	-40.43	140.00	Vertical	Horizontal	Pass
4251.750	-46.60	9.04	-13.0	-33.60	118.00	Vertical	Horizontal	Pass
6672.750	-39.23	14.61	-13.0	-26.23	205.00	Vertical	Horizontal	Pass

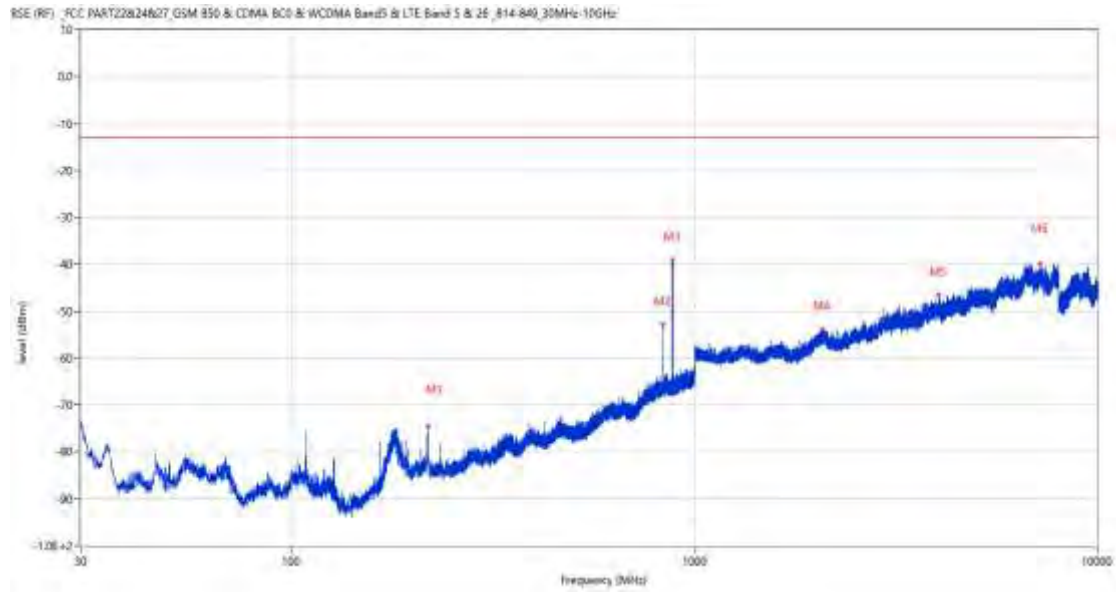
14.2 LTE Band 26 (Part22) BW3, Middle Channel

RSE-H&H LTE Band 26 (Part22) BW3 CH26915



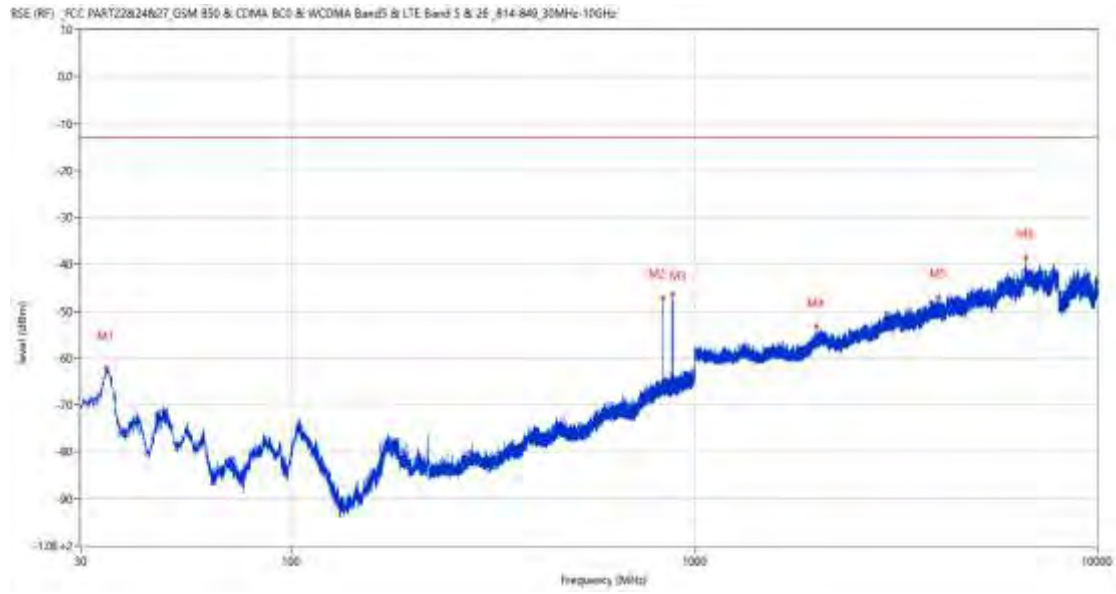
Frequency (MHz)	Result (dBm)	Factor (dB)	PK Limit (dBm)	Over Limit (dB)	Table (o)	ANT	EUT	Verdict
172.687	-72.26	-17.73	-13.0	-59.26	78.00	Horizontal	Horizontal	Pass
835.246	-49.56	4.72	-13.0	-36.56	194.00	Horizontal	Horizontal	N/A
882.145	-36.35	4.17	-13.0	-23.35	202.00	Horizontal	Horizontal	N/A
2101.000	-53.38	-0.12	-13.0	-40.38	314.00	Horizontal	Horizontal	Pass
3982.750	-45.80	9.25	-13.0	-32.80	197.00	Horizontal	Horizontal	Pass
6621.750	-39.26	14.66	-13.0	-26.26	197.00	Horizontal	Horizontal	Pass

RSE-H&V LTE Band 26 (Part22) BW3 CH26915



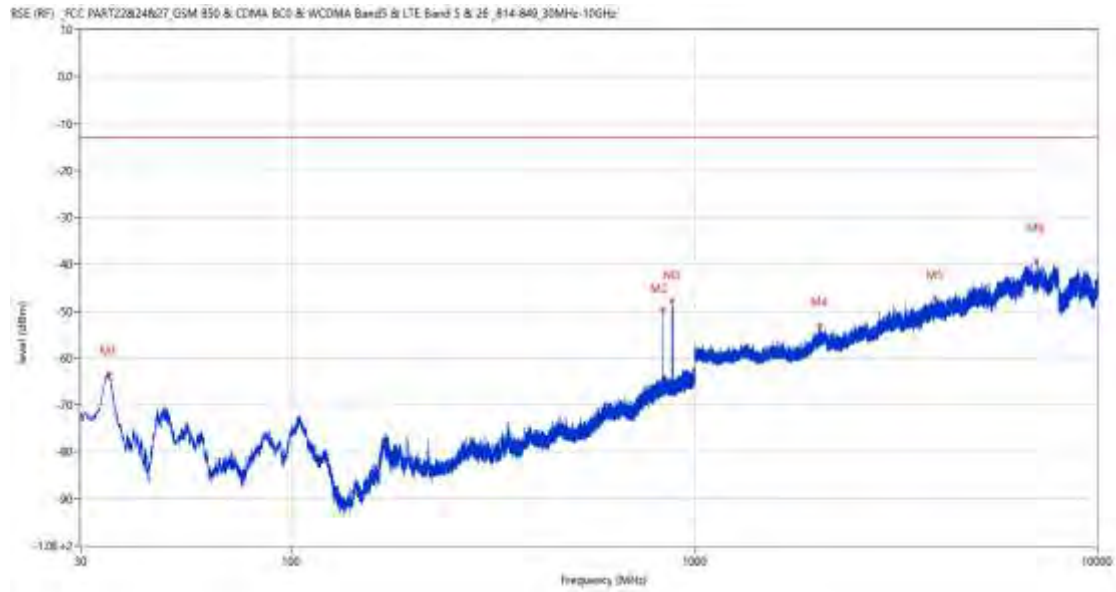
Frequency (MHz)	Result (dBm)	Factor (dB)	PK Limit (dBm)	Over Limit (dB)	Table (o)	ANT	EUT	Verdict
217.646	-74.60	-14.77	-13.0	-61.60	67.00	Horizontal	Vertical	Pass
835.246	-52.81	4.72	-13.0	-39.81	230.00	Horizontal	Vertical	N/A
881.612	-39.05	4.17	-13.0	-26.05	196.00	Horizontal	Vertical	N/A
2082.500	-53.88	-0.96	-13.0	-40.88	316.00	Horizontal	Vertical	Pass
4043.250	-46.65	9.26	-13.0	-33.65	362.00	Horizontal	Vertical	Pass
7202.750	-39.85	14.66	-13.0	-26.85	116.00	Horizontal	Vertical	Pass

RSE-V&V LTE Band 26 (Part22) BW3 CH26915



Frequency (MHz)	Result (dBm)	Factor (dB)	PK Limit (dBm)	Over Limit (dB)	Table (o)	ANT	EUT	Verdict
34.656	-62.11	-22.51	-13.0	-49.11	325.00	Vertical	Vertical	Pass
835.343	-47.10	4.73	-13.0	-34.10	357.00	Vertical	Vertical	N/A
882.193	-46.35	4.17	-13.0	-33.35	0.00	Vertical	Vertical	N/A
2010.700	-53.28	-1.49	-13.0	-40.28	103.00	Vertical	Vertical	Pass
4046.250	-47.04	9.26	-13.0	-34.04	11.00	Vertical	Vertical	Pass
6654.250	-38.42	14.97	-13.0	-25.42	167.00	Vertical	Vertical	Pass

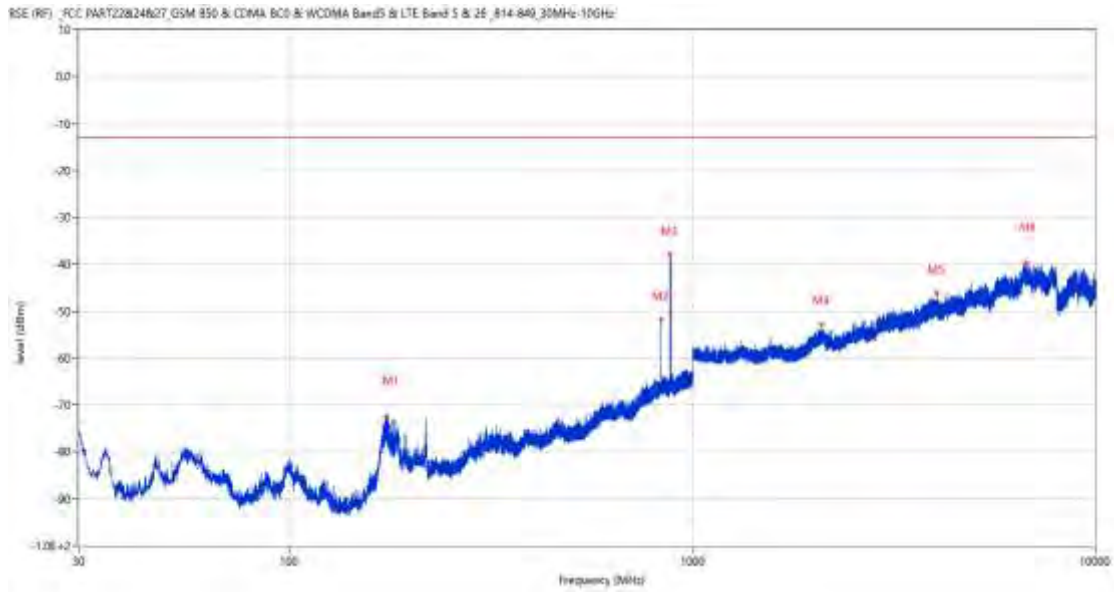
RSE-V&H LTE Band 26 (Part22) BW3 CH26915



Frequency (MHz)	Result (dBm)	Factor (dB)	PK Limit (dBm)	Over Limit (dB)	Table (o)	ANT	EUT	Verdict
35.190	-63.31	-22.28	-13.0	-50.31	318.00	Vertical	Horizontal	Pass
835.246	-49.58	4.72	-13.0	-36.58	232.00	Vertical	Horizontal	N/A
881.030	-47.76	4.17	-13.0	-34.76	120.00	Vertical	Horizontal	N/A
2052.400	-53.07	-1.19	-13.0	-40.07	351.00	Vertical	Horizontal	Pass
3968.750	-47.20	8.69	-13.0	-34.20	218.00	Vertical	Horizontal	Pass
7051.000	-39.47	14.03	-13.0	-26.47	271.00	Vertical	Horizontal	Pass

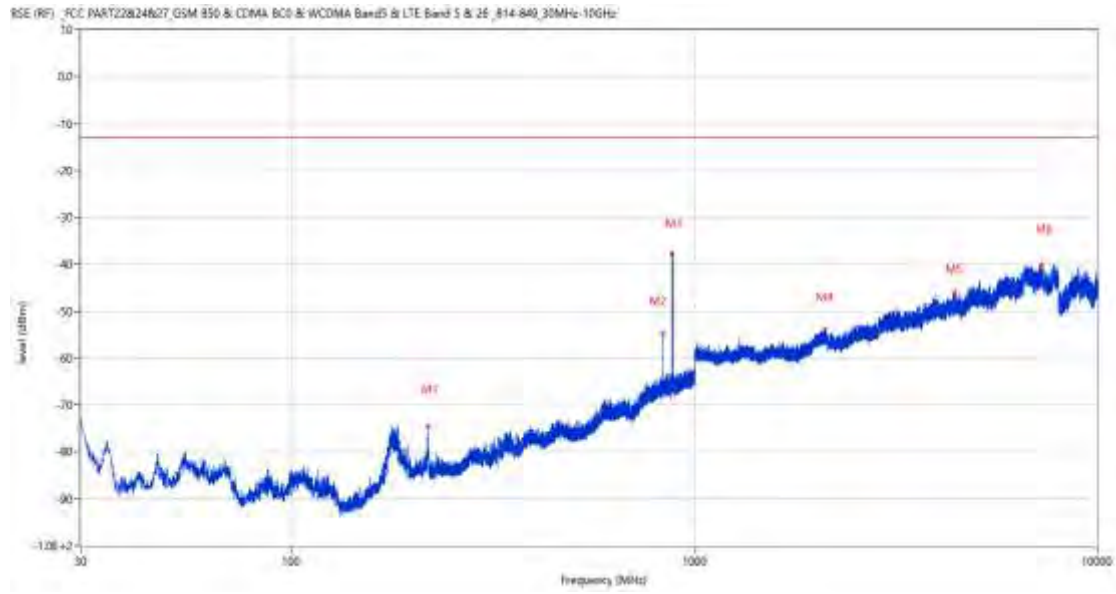
14.3 LTE Band 26 (Part22) BW5, Middle Channel

RSE-H&H LTE Band 26 (Part22) BW5 CH26915



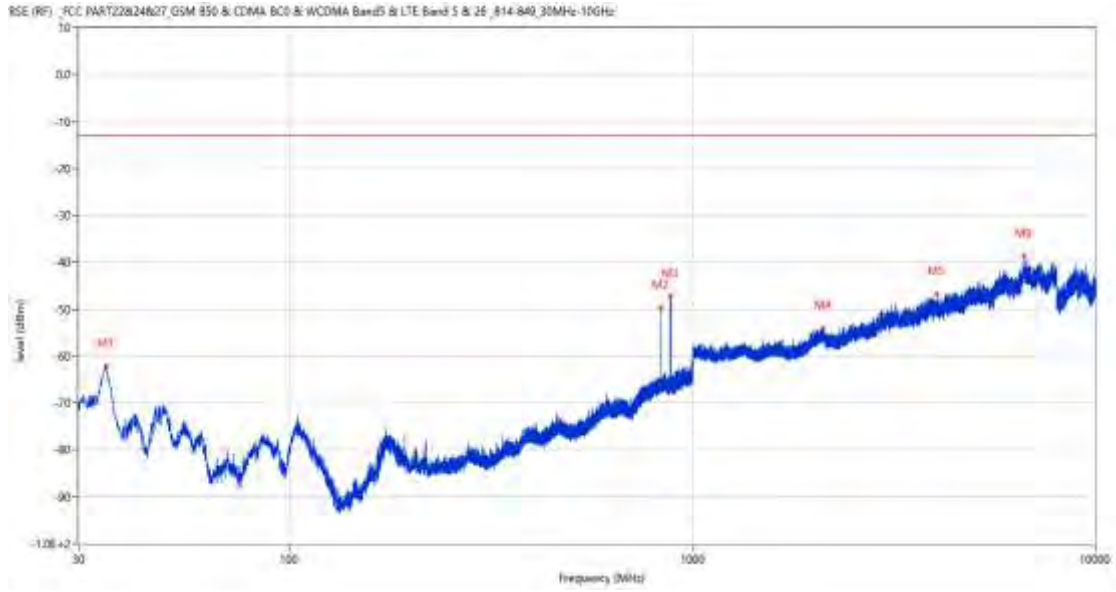
Frequency (MHz)	Result (dBm)	Factor (dB)	PK Limit (dBm)	Over Limit (dB)	Table (o)	ANT	EUT	Verdict
173.609	-72.47	-17.67	-13.0	-59.47	83.00	Horizontal	Horizontal	Pass
834.421	-51.81	4.69	-13.0	-38.81	184.00	Horizontal	Horizontal	N/A
880.156	-37.79	4.19	-13.0	-24.79	200.00	Horizontal	Horizontal	N/A
2090.200	-52.86	-0.83	-13.0	-39.86	242.00	Horizontal	Horizontal	Pass
4041.500	-46.21	9.19	-13.0	-33.21	29.00	Horizontal	Horizontal	Pass
6723.250	-39.79	15.61	-13.0	-26.79	220.00	Horizontal	Horizontal	Pass

RSE-H&V LTE Band 26 (Part22) BW5 CH26915



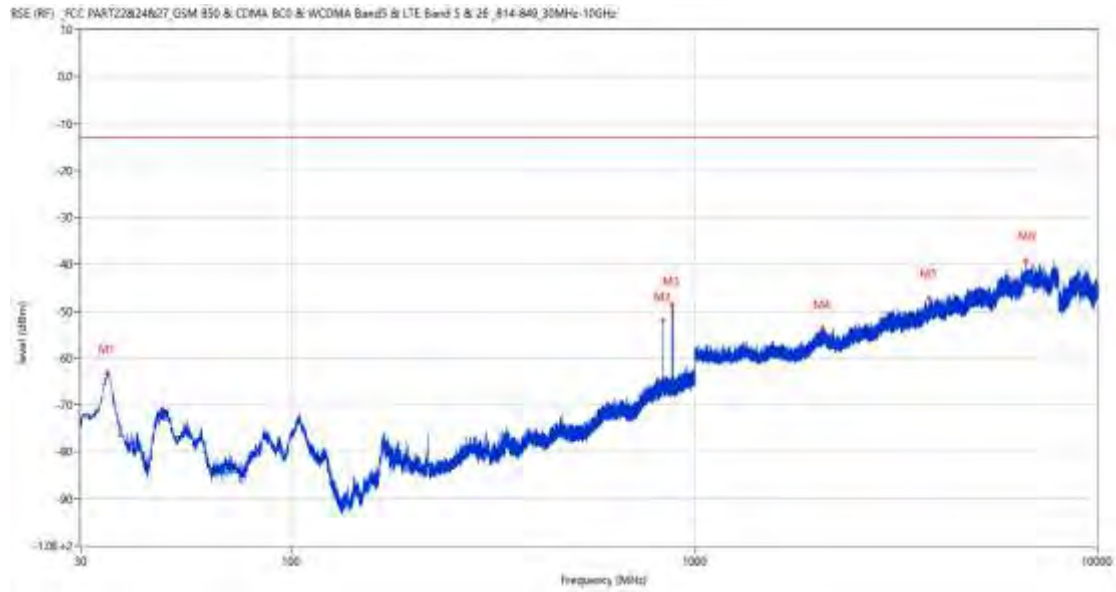
Frequency (MHz)	Result (dBm)	Factor (dB)	PK Limit (dBm)	Over Limit (dB)	Table (o)	ANT	EUT	Verdict
217.646	-74.62	-14.77	-13.0	-61.62	76.00	Horizontal	Vertical	Pass
834.421	-54.56	4.69	-13.0	-41.56	238.00	Horizontal	Vertical	N/A
880.108	-37.63	4.19	-13.0	-24.63	197.00	Horizontal	Vertical	N/A
2108.300	-53.85	-0.35	-13.0	-40.85	150.00	Horizontal	Vertical	Pass
4433.250	-45.97	9.60	-13.0	-32.97	99.00	Horizontal	Vertical	Pass
7281.500	-40.23	14.46	-13.0	-27.23	64.00	Horizontal	Vertical	Pass

RSE-V&V LTE Band 26 (Part22) BW5 CH26915



Frequency (MHz)	Result (dBm)	Factor (dB)	PK Limit (dBm)	Over Limit (dB)	Table (o)	ANT	EUT	Verdict
35.044	-62.17	-22.36	-13.0	-49.17	310.00	Vertical	Vertical	Pass
834.324	-49.67	4.68	-13.0	-36.67	344.00	Vertical	Vertical	N/A
881.660	-47.21	4.17	-13.0	-34.21	0.00	Vertical	Vertical	N/A
2113.300	-53.93	-0.58	-13.0	-40.93	0.00	Vertical	Vertical	Pass
4050.500	-46.86	9.34	-13.0	-33.86	325.00	Vertical	Vertical	Pass
6655.500	-38.68	15.04	-13.0	-25.68	79.00	Vertical	Vertical	Pass

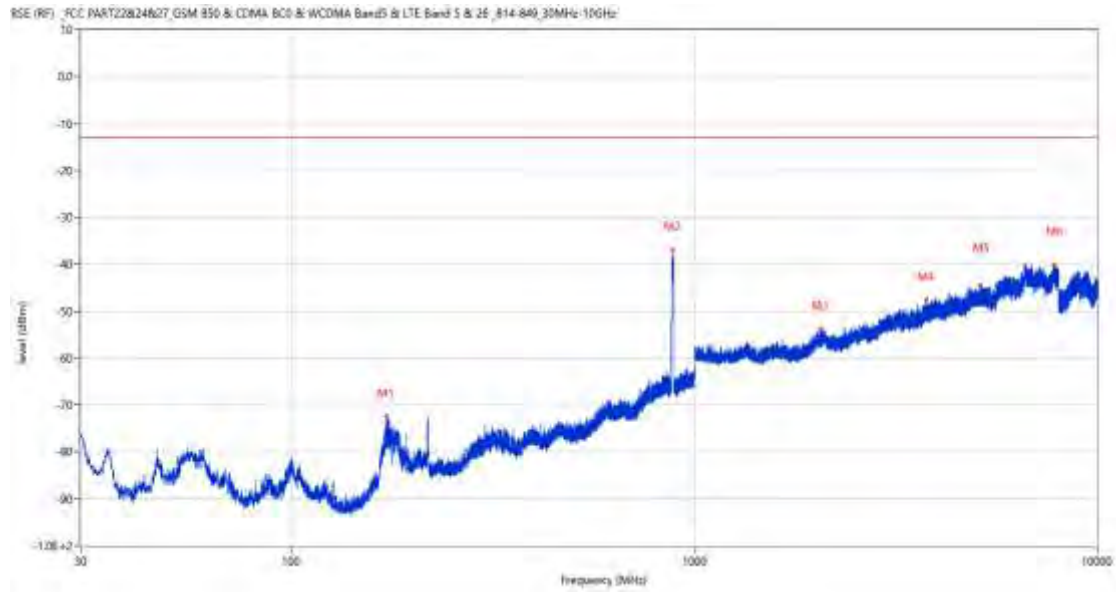
RSE-V&H LTE Band 26 (Part22) BW5 CH26915



Frequency (MHz)	Result (dBm)	Factor (dB)	PK Limit (dBm)	Over Limit (dB)	Table (o)	ANT	EUT	Verdict
34.898	-63.19	-22.43	-13.0	-50.19	298.00	Vertical	Horizontal	Pass
834.372	-52.02	4.69	-13.0	-39.02	224.00	Vertical	Horizontal	N/A
880.447	-48.61	4.18	-13.0	-35.61	128.00	Vertical	Horizontal	N/A
2079.700	-53.63	-1.00	-13.0	-40.63	0.00	Vertical	Horizontal	Pass
3831.000	-47.26	7.83	-13.0	-34.26	210.00	Vertical	Horizontal	Pass
6665.500	-39.38	14.69	-13.0	-26.38	138.00	Vertical	Horizontal	Pass

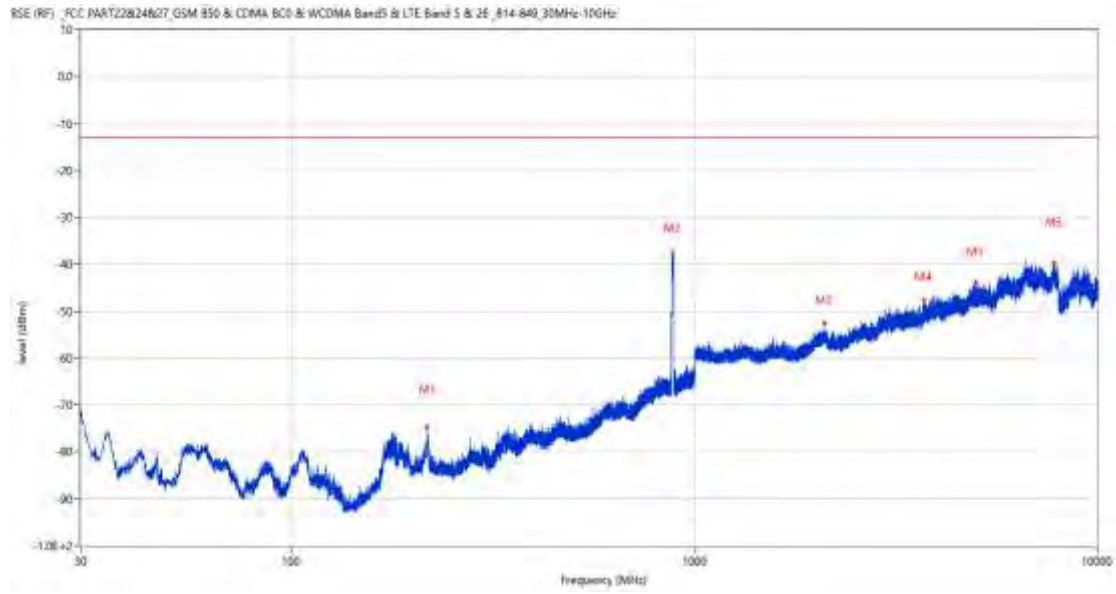
14.4 LTE Band 26 (Part22) BW10, Middle Channel

RSE-H&H LTE Band 26 (Part22) BW10 CH26915



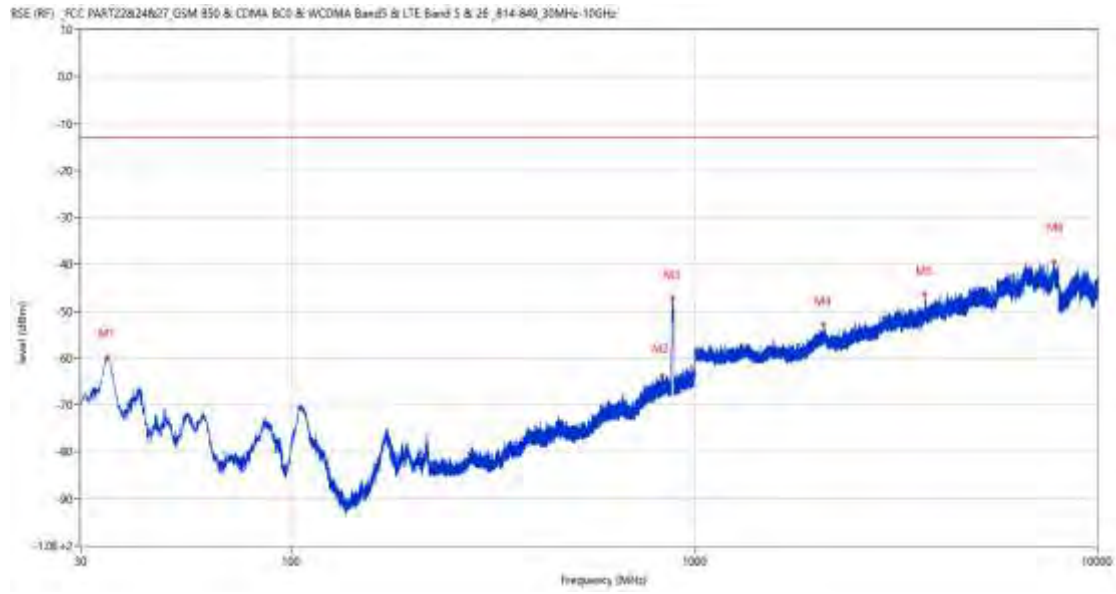
Frequency (MHz)	Result (dBm)	Factor (dB)	PK Limit (dBm)	Over Limit (dB)	Table (o)	ANT	EUT	Verdict
172.444	-72.48	-17.73	-13.0	-59.48	84.00	Horizontal	Horizontal	Pass
884.279	-37.11	4.22	-13.0	-24.11	189.00	Horizontal	Horizontal	N/A
2057.600	-53.80	-1.27	-13.0	-40.80	167.00	Horizontal	Horizontal	Pass
3762.250	-47.58	8.78	-13.0	-34.58	319.00	Horizontal	Horizontal	Pass
5120.250	-44.46	10.83	-13.0	-31.46	0.00	Horizontal	Horizontal	Pass
7794.750	-40.14	15.70	-13.0	-27.14	45.00	Horizontal	Horizontal	Pass

RSE-H&V LTE Band 26 (Part22) BW10 CH26915



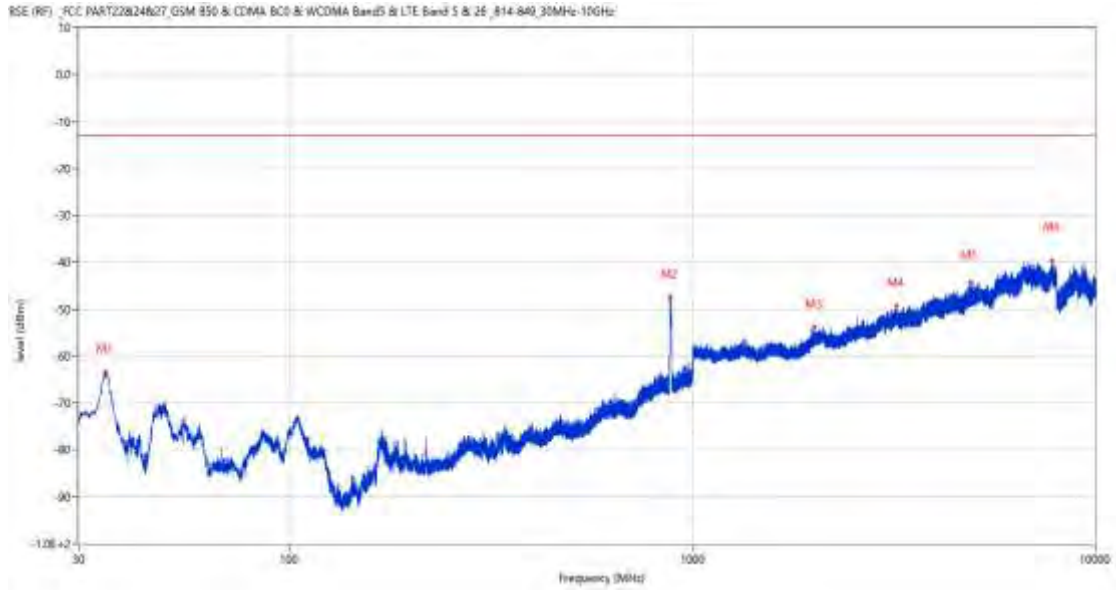
Frequency (MHz)	Result (dBm)	Factor (dB)	PK Limit (dBm)	Over Limit (dB)	Table (o)	ANT	EUT	Verdict
216.919	-74.82	-14.72	-13.0	-61.82	58.00	Horizontal	Vertical	Pass
883.455	-37.35	4.17	-13.0	-24.35	199.00	Horizontal	Vertical	N/A
2099.100	-52.50	-0.08	-13.0	-39.50	334.00	Horizontal	Vertical	Pass
3716.500	-47.56	7.83	-13.0	-34.56	81.00	Horizontal	Vertical	Pass
4987.000	-43.76	10.85	-13.0	-30.76	96.00	Horizontal	Vertical	Pass
7799.250	-39.63	15.88	-13.0	-26.63	38.00	Horizontal	Vertical	Pass

RSE-V&V LTE Band 26 (Part22) BW10 CH26915



Frequency (MHz)	Result (dBm)	Factor (dB)	PK Limit (dBm)	Over Limit (dB)	Table (o)	ANT	EUT	Verdict
34.898	-59.73	-22.43	-13.0	-46.73	323.00	Vertical	Vertical	Pass
832.093	-63.83	4.59	-13.0	-50.83	314.00	Vertical	Vertical	N/A
882.097	-47.27	4.17	-13.0	-34.27	7.00	Vertical	Vertical	N/A
2092.500	-52.81	-0.70	-13.0	-39.81	344.00	Vertical	Vertical	Pass
3722.250	-46.41	7.77	-13.0	-33.41	362.00	Vertical	Vertical	Pass
7797.000	-39.55	15.83	-13.0	-26.55	342.00	Vertical	Vertical	Pass

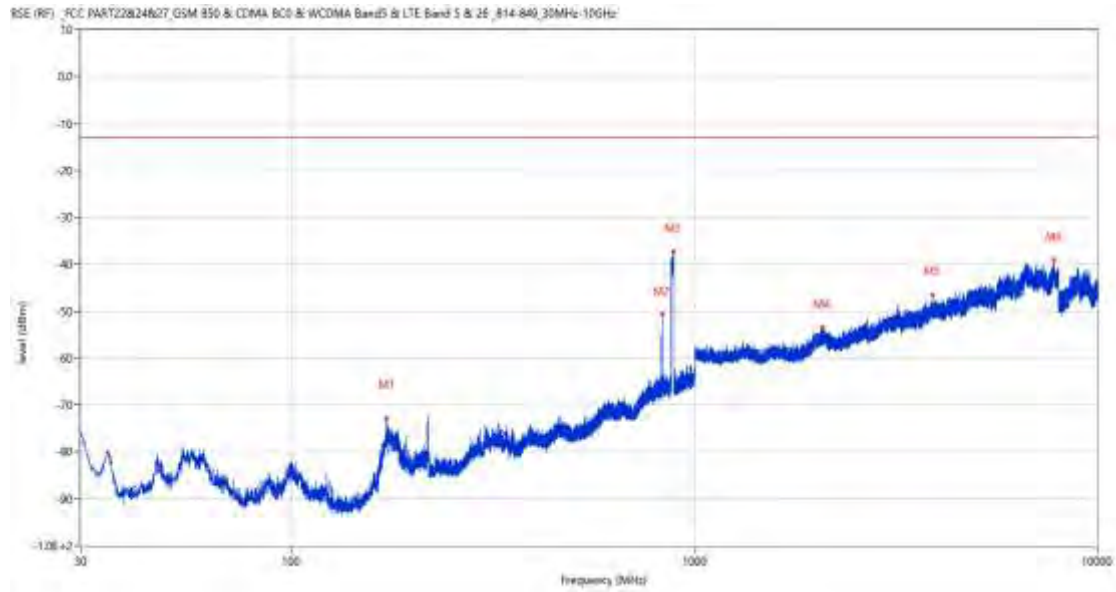
RSE-V&H LTE Band 26 (Part22) BW10 CH26915



Frequency (MHz)	Result (dBm)	Factor (dB)	PK Limit (dBm)	Over Limit (dB)	Table (o)	ANT	EUT	Verdict
34.898	-63.40	-22.43	-13.0	-50.40	301.00	Vertical	Horizontal	Pass
877.150	-47.48	4.04	-13.0	-34.48	125.00	Vertical	Horizontal	N/A
2009.700	-53.72	-1.46	-13.0	-40.72	89.00	Vertical	Horizontal	Pass
3202.000	-49.25	5.93	-13.0	-36.25	94.00	Vertical	Horizontal	Pass
4904.750	-44.18	10.55	-13.0	-31.18	51.00	Vertical	Horizontal	Pass
7826.750	-39.66	15.91	-13.0	-26.66	167.00	Vertical	Horizontal	Pass

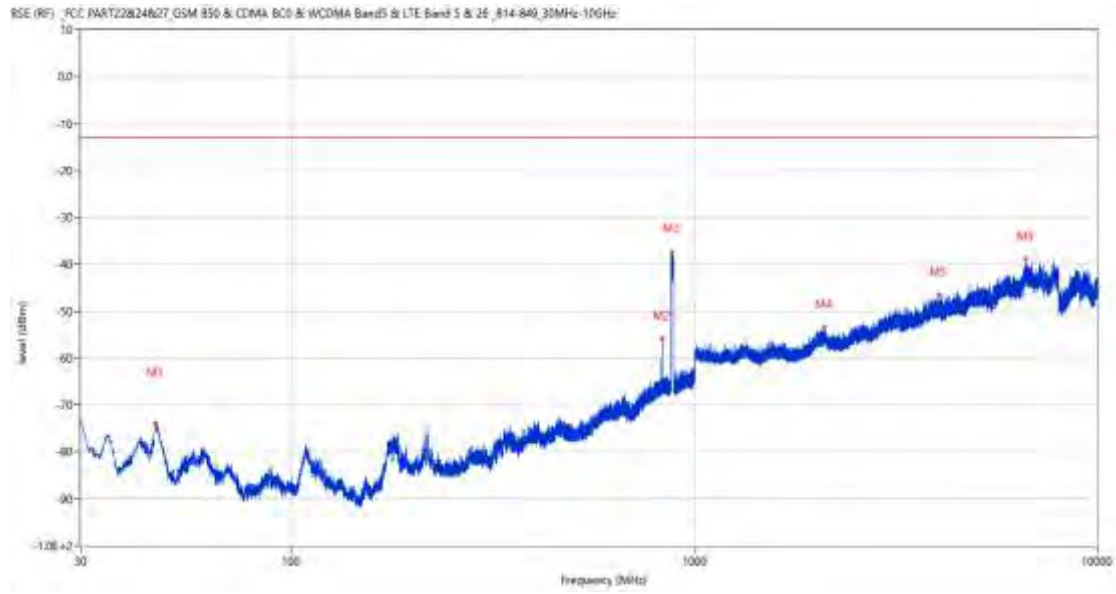
14.5 LTE Band 26 (Part22) BW15, Middle Channel

RSE-H&H LTE Band 26 (Part22) BW15 CH26915



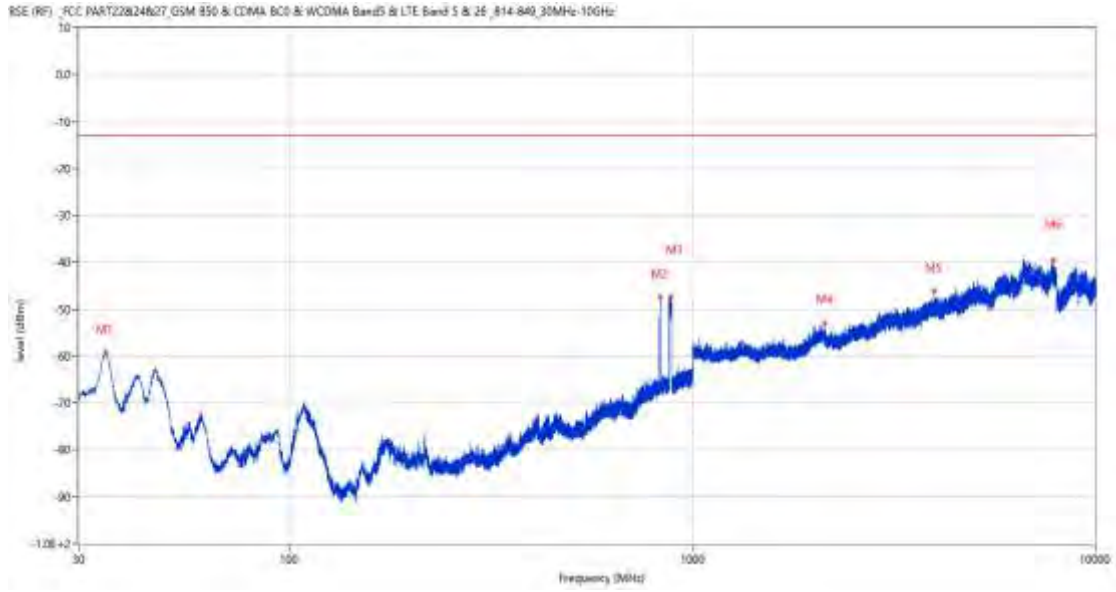
Frequency (MHz)	Result (dBm)	Factor (dB)	PK Limit (dBm)	Over Limit (dB)	Table (o)	ANT	EUT	Verdict
172.056	-72.80	-17.73	-13.0	-59.80	84.00	Horizontal	Horizontal	Pass
829.814	-50.76	4.50	-13.0	-37.76	189.00	Horizontal	Horizontal	N/A
888.062	-37.24	4.56	-13.0	-24.24	193.00	Horizontal	Horizontal	N/A
2080.700	-53.45	-0.93	-13.0	-40.45	86.00	Horizontal	Horizontal	Pass
3910.000	-46.62	9.31	-13.0	-33.62	281.00	Horizontal	Horizontal	Pass
7819.500	-39.01	16.25	-13.0	-26.01	362.00	Horizontal	Horizontal	Pass

RSE-H&V LTE Band 26 (Part22) BW15 CH26915



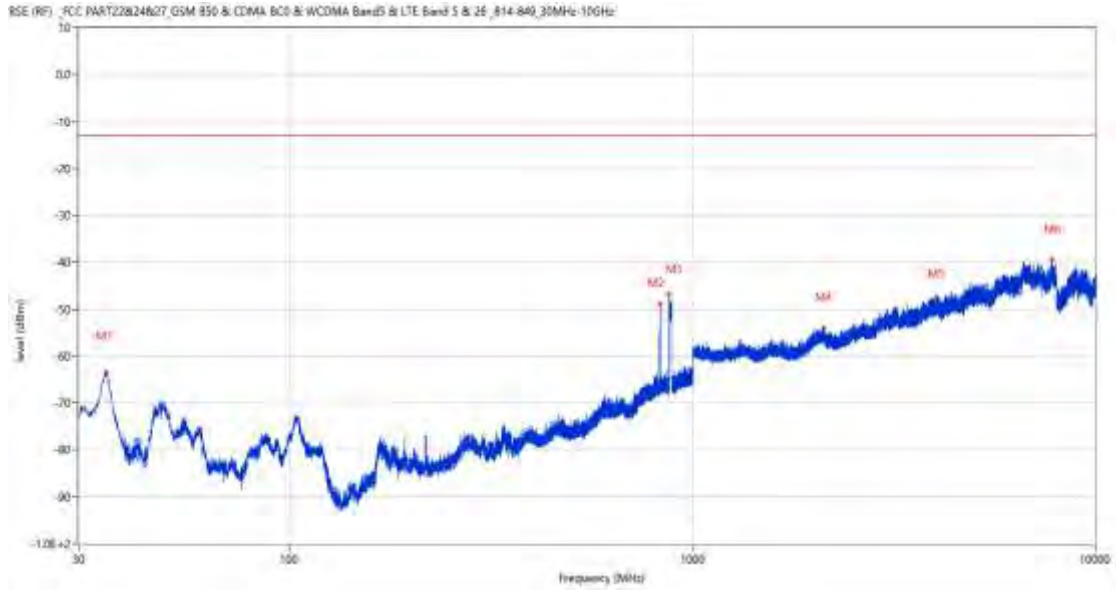
Frequency (MHz)	Result (dBm)	Factor (dB)	PK Limit (dBm)	Over Limit (dB)	Table (o)	ANT	EUT	Verdict
46.053	-73.97	-14.93	-13.0	-60.97	154.00	Horizontal	Vertical	Pass
829.862	-55.80	4.50	-13.0	-42.80	196.00	Horizontal	Vertical	N/A
877.343	-37.34	4.06	-13.0	-24.34	199.00	Horizontal	Vertical	N/A
2100.300	-53.41	-0.04	-13.0	-40.41	111.00	Horizontal	Vertical	Pass
4038.250	-46.64	9.18	-13.0	-33.64	125.00	Horizontal	Vertical	Pass
6644.750	-38.97	15.12	-13.0	-25.97	153.00	Horizontal	Vertical	Pass

RSE-V&V LTE Band 26 (Part22) BW15 CH26915



Frequency (MHz)	Result (dBm)	Factor (dB)	PK Limit (dBm)	Over Limit (dB)	Table (o)	ANT	EUT	Verdict
34.898	-59.20	-22.43	-13.0	-46.20	294.00	Vertical	Vertical	Pass
829.814	-47.34	4.50	-13.0	-34.34	344.00	Vertical	Vertical	N/A
883.891	-47.37	4.21	-13.0	-34.37	0.00	Vertical	Vertical	N/A
2134.600	-52.94	-1.19	-13.0	-39.94	178.00	Vertical	Vertical	Pass
3981.000	-46.14	9.15	-13.0	-33.14	327.00	Vertical	Vertical	Pass
7838.750	-39.56	14.99	-13.0	-26.56	52.00	Vertical	Vertical	Pass

RSE-V&H LTE Band 26 (Part22) BW15 CH26915

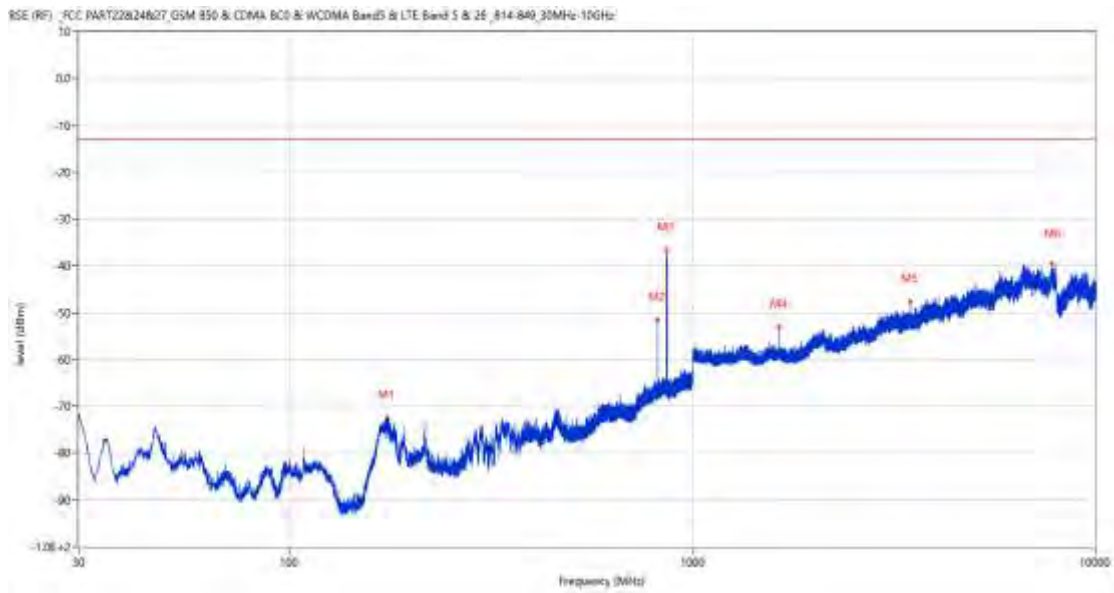


Frequency (MHz)	Result (dBm)	Factor (dB)	PK Limit (dBm)	Over Limit (dB)	Table (o)	ANT	EUT	Verdict
35.141	-63.39	-22.31	-13.0	-50.39	308.00	Vertical	Horizontal	Pass
829.814	-48.85	4.50	-13.0	-35.85	234.00	Vertical	Horizontal	N/A
874.773	-46.72	4.41	-13.0	-33.72	127.00	Vertical	Horizontal	N/A
2123.300	-54.04	-1.10	-13.0	-41.04	188.00	Vertical	Horizontal	Pass
4034.000	-47.43	9.24	-13.0	-34.43	306.00	Vertical	Horizontal	Pass
7811.000	-39.27	16.31	-13.0	-26.27	185.00	Vertical	Horizontal	Pass

15 LTE Band 26 (Part90)

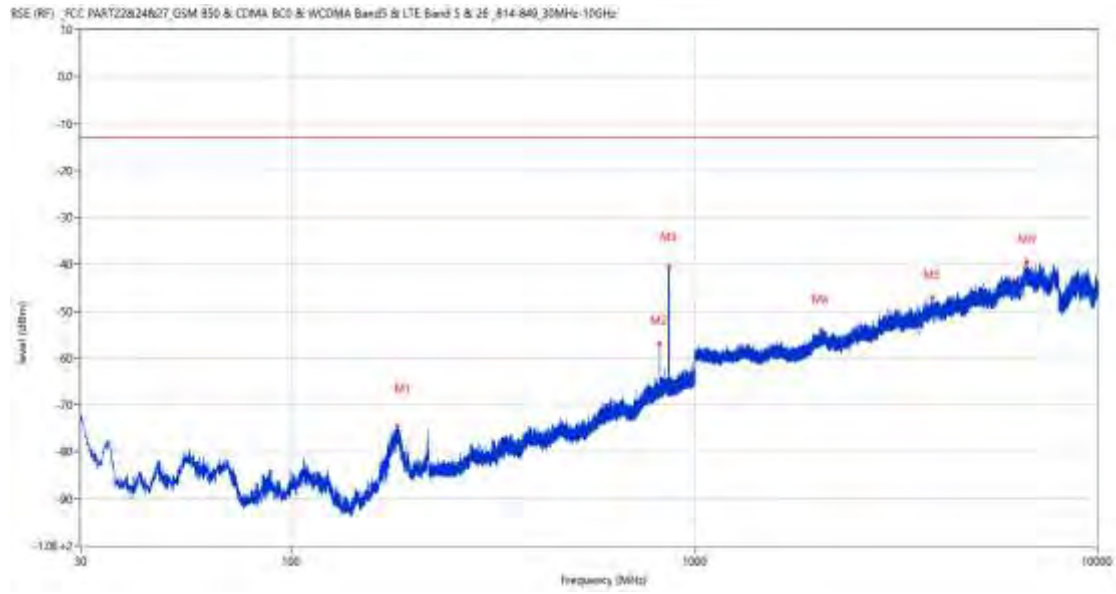
15.1 LTE Band 26 (Part90) BW1.4, Middle Channel

RSE-H&H LTE Band 26 (Part90) BW1.4 CH26740



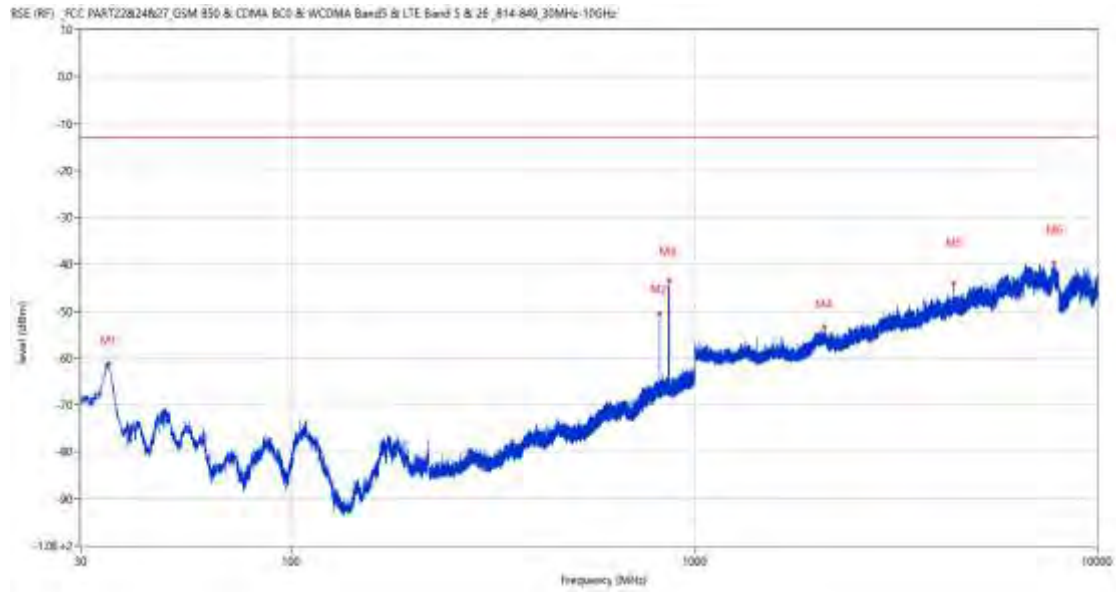
Frequency (MHz)	Result (dBm)	Factor (dB)	PK Limit (dBm)	Over Limit (dB)	Table (o)	ANT	EUT	Verdict
174.579	-72.48	-17.76	-13.0	-59.48	0.00	Horizontal	Horizontal	Pass
818.562	-51.51	4.12	-13.0	-38.51	325.00	Horizontal	Horizontal	N/A
863.570	-36.55	4.15	-13.0	-23.55	205.00	Horizontal	Horizontal	N/A
1637.800	-53.05	-4.13	-13.0	-40.05	242.00	Horizontal	Horizontal	Pass
3467.750	-47.64	7.10	-13.0	-34.64	9.00	Horizontal	Horizontal	Pass
7799.500	-39.48	15.92	-13.0	-26.48	306.00	Horizontal	Horizontal	Pass

RSE-H&V LTE Band 26 (Part90) BW1.4 CH26740



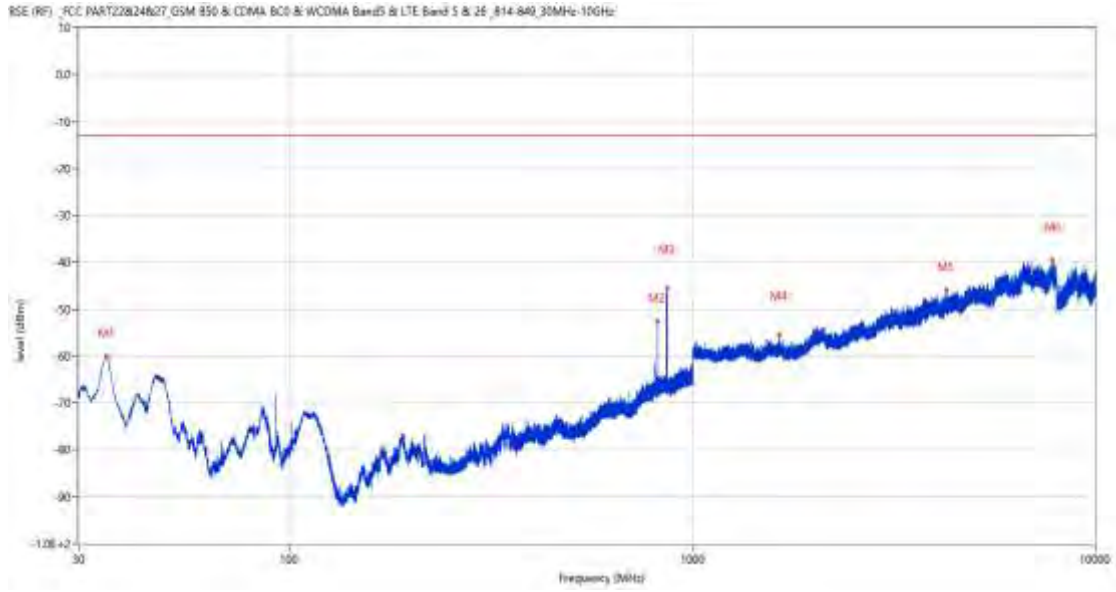
Frequency (MHz)	Result (dBm)	Factor (dB)	PK Limit (dBm)	Over Limit (dB)	Table (o)	ANT	EUT	Verdict
182.872	-74.46	-15.74	-13.0	-61.46	68.00	Horizontal	Vertical	Pass
818.562	-56.97	4.12	-13.0	-43.97	245.00	Horizontal	Vertical	N/A
864.297	-40.45	4.15	-13.0	-27.45	207.00	Horizontal	Vertical	N/A
2056.200	-53.93	-1.26	-13.0	-40.93	60.00	Horizontal	Vertical	Pass
3896.500	-47.19	9.17	-13.0	-34.19	46.00	Horizontal	Vertical	Pass
6694.500	-39.55	14.98	-13.0	-26.55	0.00	Horizontal	Vertical	Pass

RSE-V&V LTE Band 26 (Part90) BW1.4 CH26740



Frequency (MHz)	Result (dBm)	Factor (dB)	PK Limit (dBm)	Over Limit (dB)	Table (o)	ANT	EUT	Verdict
35.190	-61.07	-22.28	-13.0	-48.07	297.00	Vertical	Vertical	Pass
818.562	-50.41	4.12	-13.0	-37.41	331.00	Vertical	Vertical	N/A
864.297	-43.37	4.15	-13.0	-30.37	0.00	Vertical	Vertical	N/A
2103.400	-53.46	-0.13	-13.0	-40.46	360.00	Vertical	Vertical	Pass
4403.000	-44.04	9.11	-13.0	-31.04	170.00	Vertical	Vertical	Pass
7826.250	-39.70	15.92	-13.0	-26.70	135.00	Vertical	Vertical	Pass

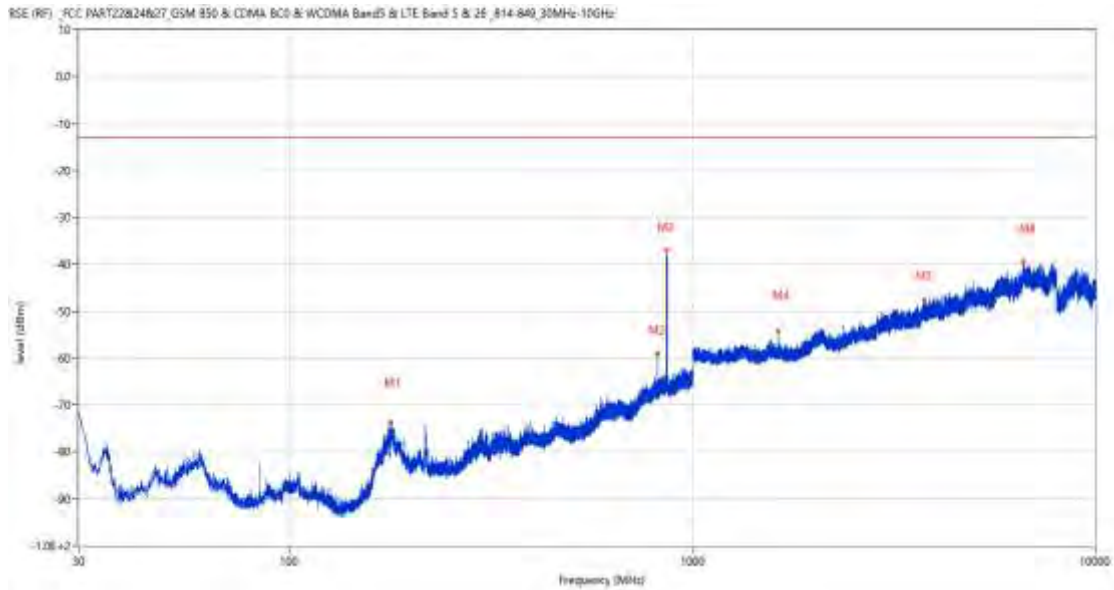
RSE-V&H LTE Band 26 (Part90) BW1.4 CH26740



Frequency (MHz)	Result (dBm)	Factor (dB)	PK Limit (dBm)	Over Limit (dB)	Table (o)	ANT	EUT	Verdict
35.190	-60.10	-22.28	-13.0	-47.10	301.00	Vertical	Horizontal	Pass
818.562	-52.62	4.12	-13.0	-39.62	261.00	Vertical	Horizontal	N/A
864.442	-45.46	4.16	-13.0	-32.46	124.00	Vertical	Horizontal	N/A
1637.600	-55.49	-4.17	-13.0	-42.49	90.00	Vertical	Horizontal	Pass
4262.000	-45.87	8.83	-13.0	-32.87	118.00	Vertical	Horizontal	Pass
7817.250	-39.48	16.32	-13.0	-26.48	118.00	Vertical	Horizontal	Pass

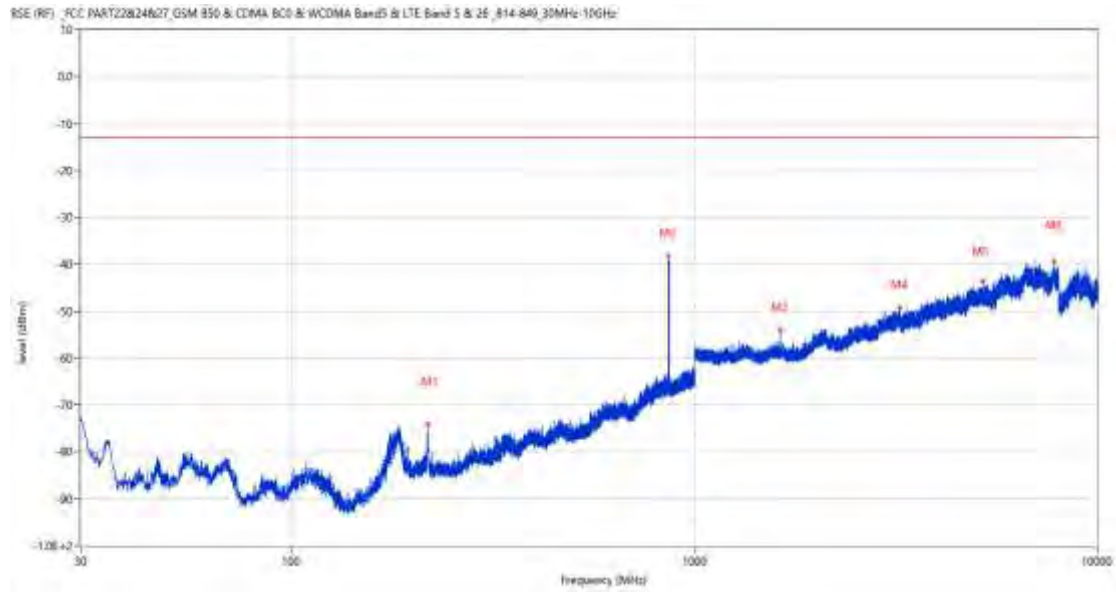
15.2 LTE Band 26 (Part90) BW3, Middle Channel

RSE-H&H LTE Band 26 (Part90) BW3 CH26740



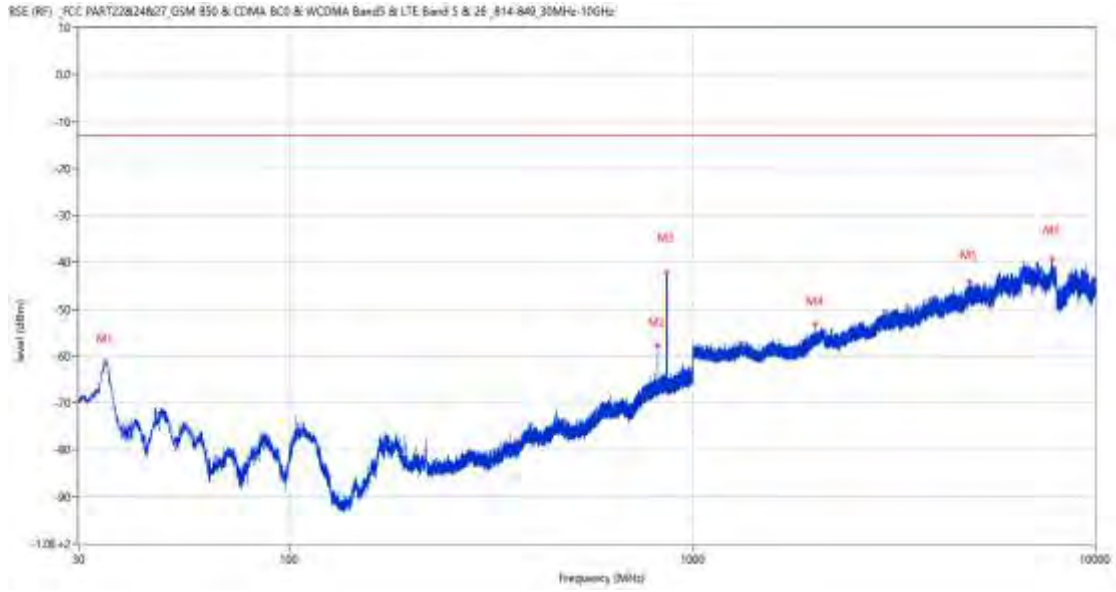
Frequency (MHz)	Result (dBm)	Factor (dB)	PK Limit (dBm)	Over Limit (dB)	Table (o)	ANT	EUT	Verdict
178.410	-73.66	-16.98	-13.0	-60.66	18.00	Horizontal	Horizontal	Pass
817.737	-59.01	4.13	-13.0	-46.01	21.00	Horizontal	Horizontal	N/A
863.036	-36.96	4.29	-13.0	-23.96	211.00	Horizontal	Horizontal	N/A
1636.500	-54.30	-4.05	-13.0	-41.30	209.00	Horizontal	Horizontal	Pass
3773.500	-47.52	8.51	-13.0	-34.52	47.00	Horizontal	Horizontal	Pass
6632.500	-39.54	14.93	-13.0	-26.54	332.00	Horizontal	Horizontal	Pass

RSE-H&V LTE Band 26 (Part90) BW3 CH26740



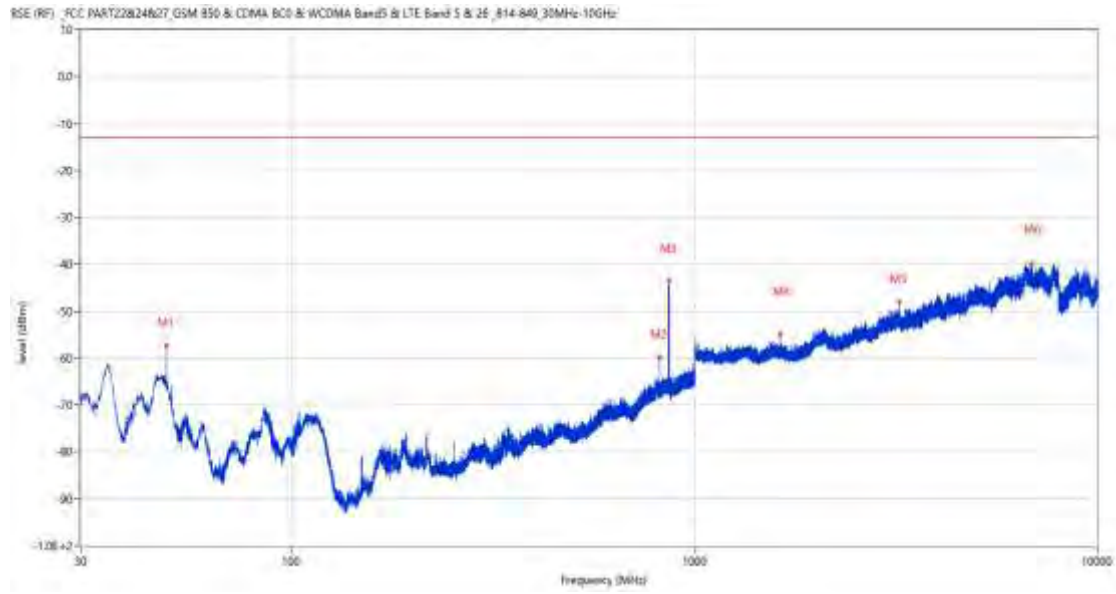
Frequency (MHz)	Result (dBm)	Factor (dB)	PK Limit (dBm)	Over Limit (dB)	Table (o)	ANT	EUT	Verdict
217.938	-74.04	-14.73	-13.0	-61.04	46.00	Horizontal	Vertical	Pass
863.279	-38.31	4.23	-13.0	-25.31	200.00	Horizontal	Vertical	N/A
1636.100	-54.04	-4.02	-13.0	-41.04	181.00	Horizontal	Vertical	Pass
3232.000	-49.18	6.52	-13.0	-36.18	362.00	Horizontal	Vertical	Pass
5204.000	-43.63	10.29	-13.0	-30.63	99.00	Horizontal	Vertical	Pass
7801.000	-39.39	15.81	-13.0	-26.39	12.00	Horizontal	Vertical	Pass

RSE-V&V LTE Band 26 (Part90) BW3 CH26740



Frequency (MHz)	Result (dBm)	Factor (dB)	PK Limit (dBm)	Over Limit (dB)	Table (o)	ANT	EUT	Verdict
34.947	-61.27	-22.42	-13.0	-48.27	275.00	Vertical	Vertical	Pass
817.834	-57.82	4.13	-13.0	-44.82	335.00	Vertical	Vertical	N/A
863.424	-42.30	4.19	-13.0	-29.30	132.00	Vertical	Vertical	N/A
2021.400	-53.13	-1.42	-13.0	-40.13	42.00	Vertical	Vertical	Pass
4868.000	-44.03	10.10	-13.0	-31.03	99.00	Vertical	Vertical	Pass
7811.500	-39.38	16.35	-13.0	-26.38	0.00	Vertical	Vertical	Pass

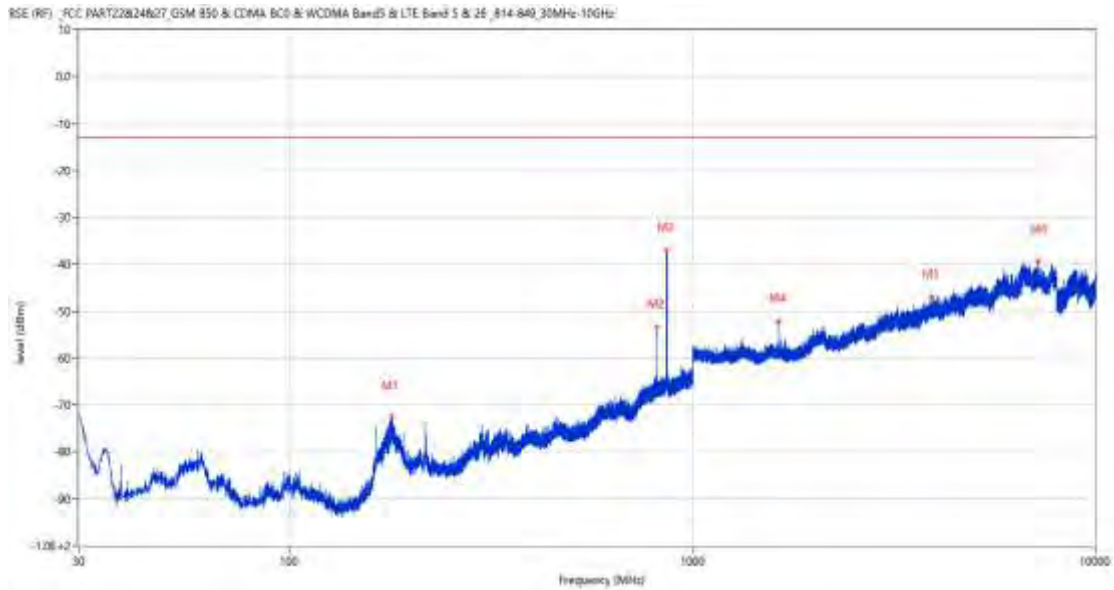
RSE-V&H LTE Band 26 (Part90) BW3 CH26740



Frequency (MHz)	Result (dBm)	Factor (dB)	PK Limit (dBm)	Over Limit (dB)	Table (o)	ANT	EUT	Verdict
48.818	-57.30	-16.55	-13.0	-44.30	35.00	Vertical	Horizontal	Pass
817.786	-59.83	4.13	-13.0	-46.83	248.00	Vertical	Horizontal	N/A
864.055	-43.47	4.14	-13.0	-30.47	125.00	Vertical	Horizontal	N/A
1636.400	-54.78	-4.03	-13.0	-41.78	39.00	Vertical	Horizontal	Pass
3222.500	-48.05	6.79	-13.0	-35.05	0.00	Vertical	Horizontal	Pass
6863.000	-39.85	14.13	-13.0	-26.85	253.00	Vertical	Horizontal	Pass

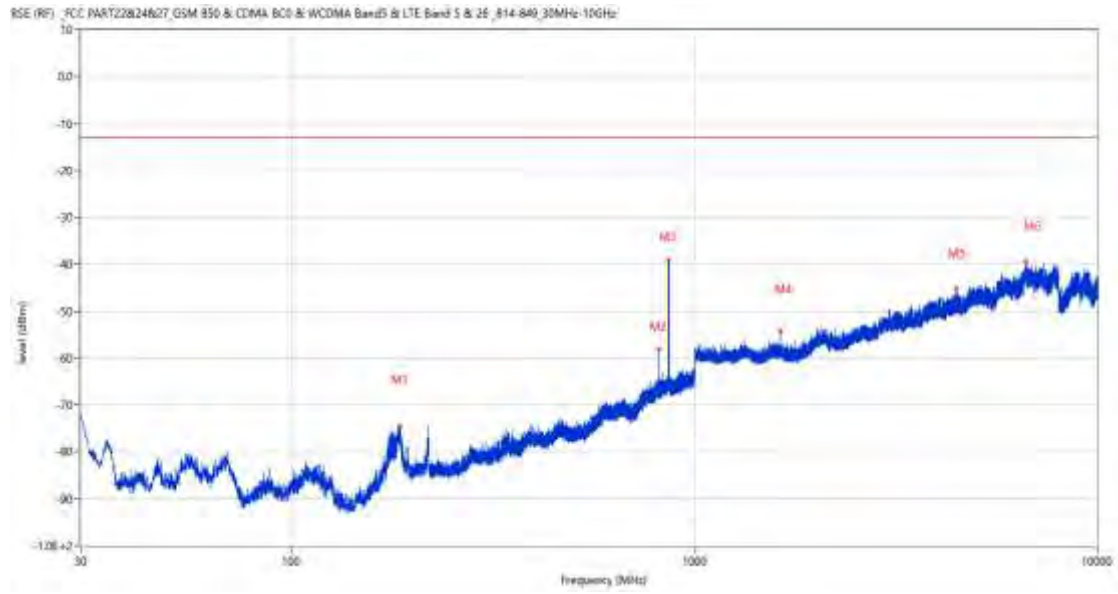
15.3 LTE Band 26 (Part90) BW5, Middle Channel

RSE-H&H LTE Band 26 (Part90) BW5 CH26740



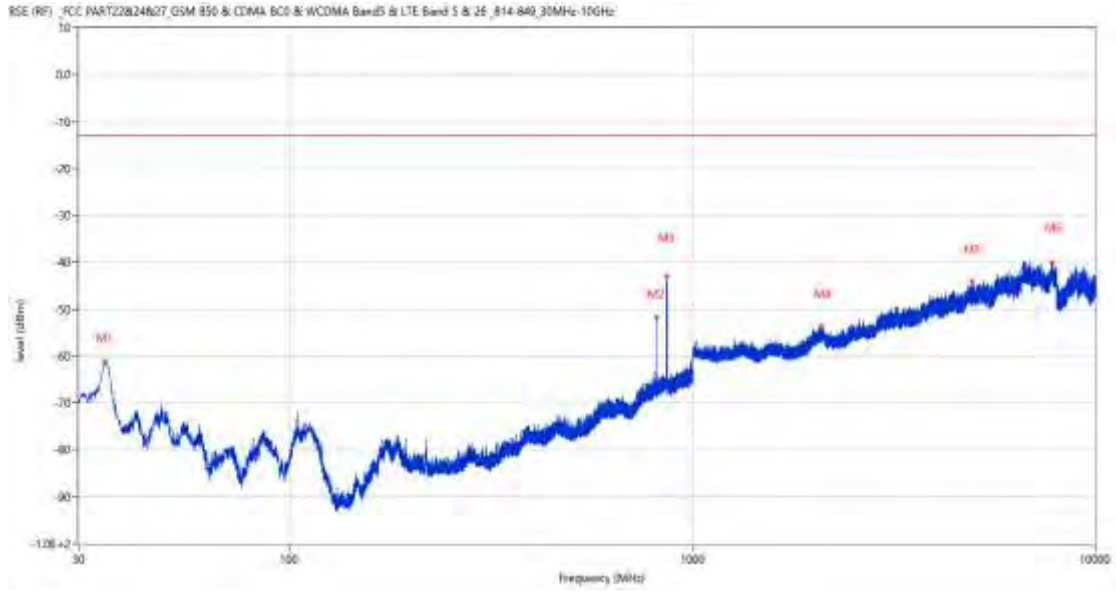
Frequency (MHz)	Result (dBm)	Factor (dB)	PK Limit (dBm)	Over Limit (dB)	Table (o)	ANT	EUT	Verdict
178.846	-72.51	-16.87	-13.0	-59.51	0.00	Horizontal	Horizontal	Pass
816.815	-53.40	4.14	-13.0	-40.40	326.00	Horizontal	Horizontal	N/A
862.211	-37.06	4.23	-13.0	-24.06	212.00	Horizontal	Horizontal	N/A
1634.100	-52.18	-4.11	-13.0	-39.18	229.00	Horizontal	Horizontal	Pass
3920.000	-46.88	9.15	-13.0	-33.88	289.00	Horizontal	Horizontal	Pass
7204.000	-39.34	14.50	-13.0	-26.34	306.00	Horizontal	Horizontal	Pass

RSE-H&V LTE Band 26 (Part90) BW5 CH26740



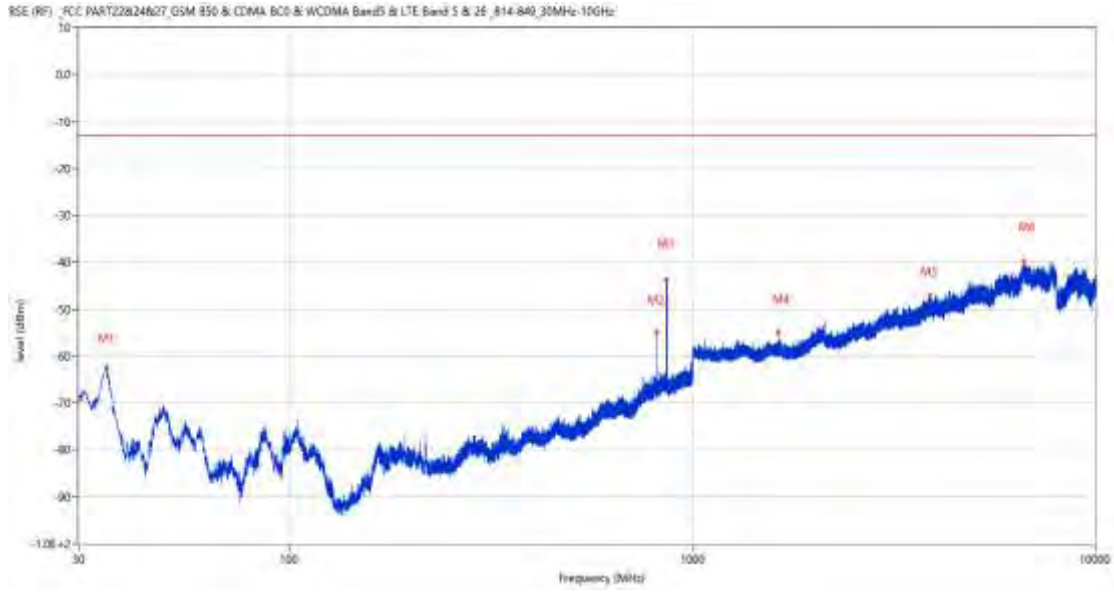
Frequency (MHz)	Result (dBm)	Factor (dB)	PK Limit (dBm)	Over Limit (dB)	Table (o)	ANT	EUT	Verdict
185.249	-74.49	-15.24	-13.0	-61.49	64.00	Horizontal	Vertical	Pass
816.864	-58.22	4.14	-13.0	-45.22	242.00	Horizontal	Vertical	N/A
863.230	-39.11	4.24	-13.0	-26.11	199.00	Horizontal	Vertical	N/A
1634.400	-54.18	-4.18	-13.0	-41.18	176.00	Horizontal	Vertical	Pass
4466.750	-45.18	9.64	-13.0	-32.18	305.00	Horizontal	Vertical	Pass
6635.750	-39.51	14.86	-13.0	-26.51	271.00	Horizontal	Vertical	Pass

RSE-V&V LTE Band 26 (Part90) BW5 CH26740



Frequency (MHz)	Result (dBm)	Factor (dB)	PK Limit (dBm)	Over Limit (dB)	Table (o)	ANT	EUT	Verdict
34.947	-61.05	-22.42	-13.0	-48.05	273.00	Vertical	Vertical	Pass
816.815	-51.83	4.14	-13.0	-38.83	330.00	Vertical	Vertical	N/A
862.066	-43.03	4.21	-13.0	-30.03	-1.00	Vertical	Vertical	N/A
2086.900	-53.69	-0.93	-13.0	-40.69	118.00	Vertical	Vertical	Pass
4935.500	-44.17	10.74	-13.0	-31.17	319.00	Vertical	Vertical	Pass
7816.000	-40.08	16.29	-13.0	-27.08	285.00	Vertical	Vertical	Pass

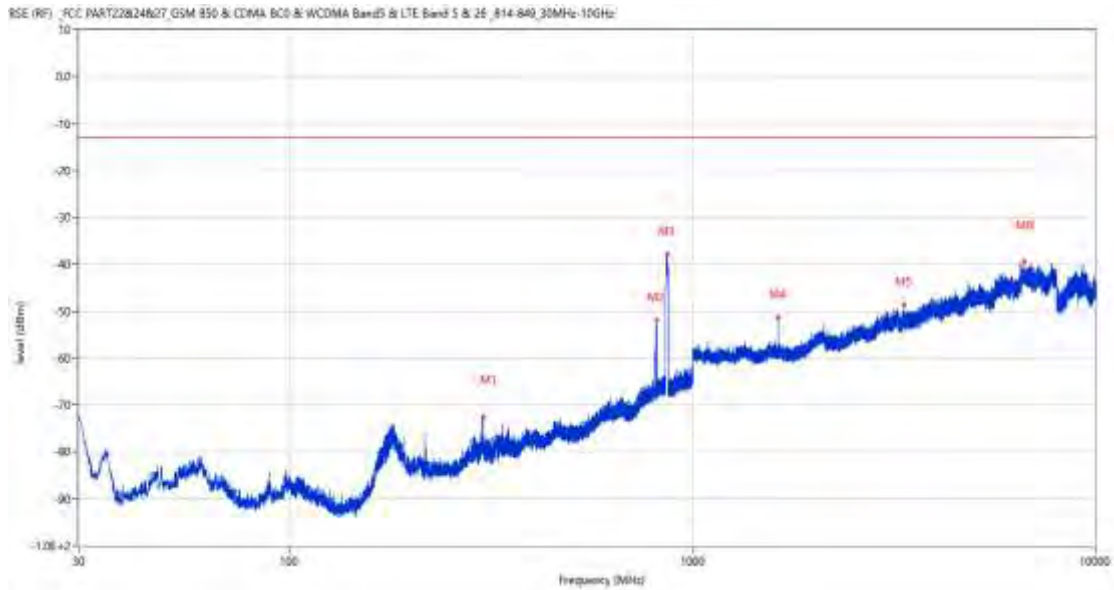
RSE-V&H LTE Band 26 (Part90) BW5 CH26740



Frequency (MHz)	Result (dBm)	Factor (dB)	PK Limit (dBm)	Over Limit (dB)	Table (o)	ANT	EUT	Verdict
35.190	-62.34	-22.28	-13.0	-49.34	258.00	Vertical	Horizontal	Pass
816.864	-54.94	4.14	-13.0	-41.94	253.00	Vertical	Horizontal	N/A
861.872	-43.58	4.22	-13.0	-30.58	129.00	Vertical	Horizontal	N/A
1634.400	-54.78	-4.18	-13.0	-41.78	154.00	Vertical	Horizontal	Pass
3874.250	-47.06	8.98	-13.0	-34.06	63.00	Vertical	Horizontal	Pass
6666.250	-39.67	14.69	-13.0	-26.67	167.00	Vertical	Horizontal	Pass

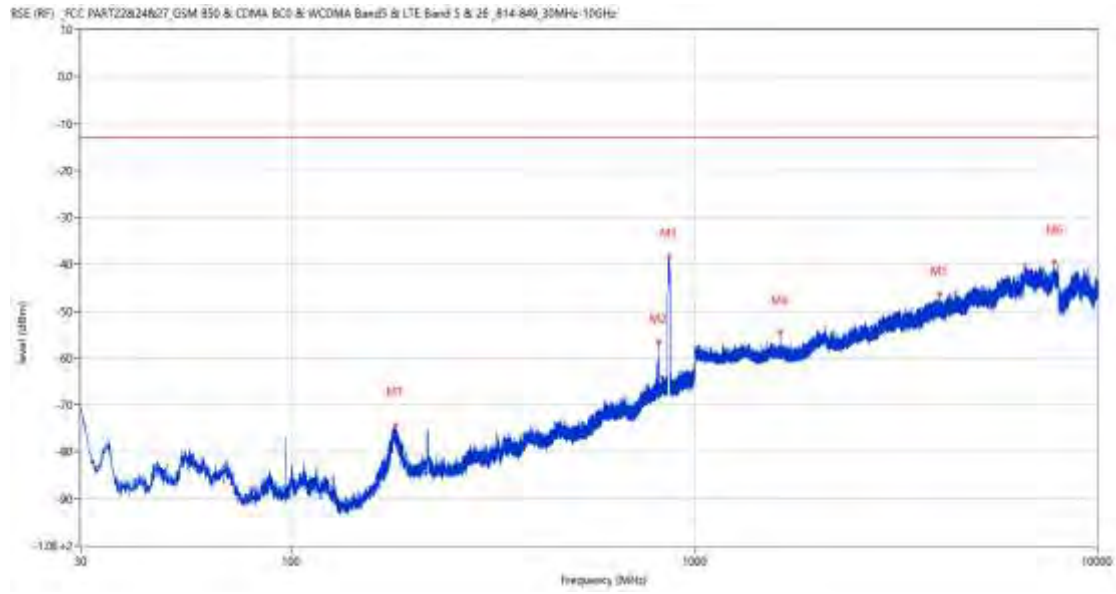
15.4 LTE Band 26 (Part90) BW10, Middle Channel

RSE-H&H LTE Band 26 (Part90) BW10 CH26740



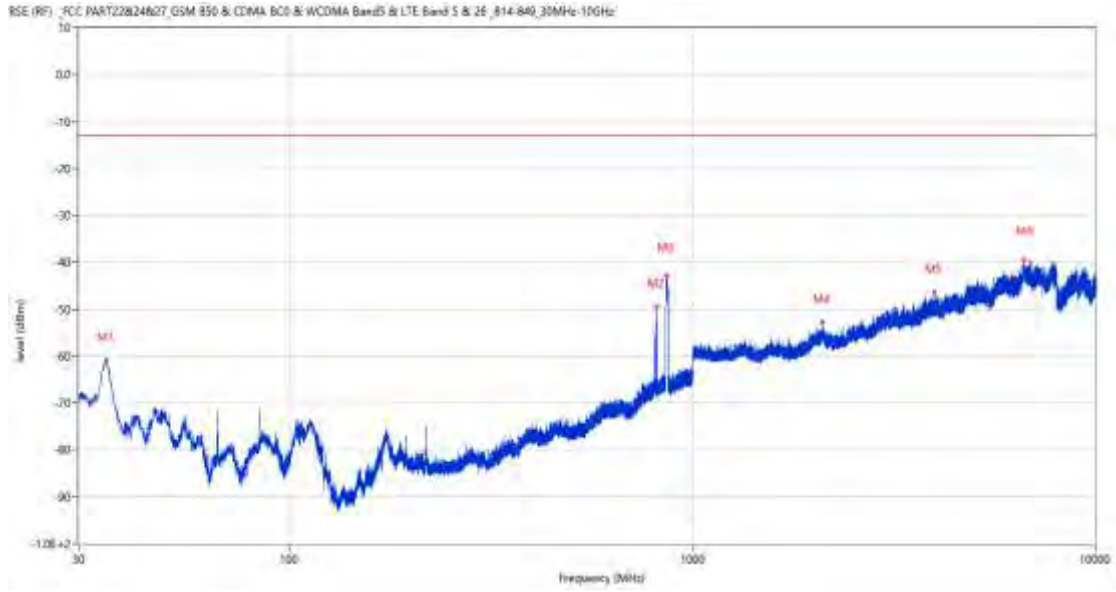
Frequency (MHz)	Result (dBm)	Factor (dB)	PK Limit (dBm)	Over Limit (dB)	Table (o)	ANT	EUT	Verdict
301.649	-72.49	-12.34	-13.0	-59.49	281.00	Horizontal	Horizontal	Pass
814.633	-52.04	4.16	-13.0	-39.04	310.00	Horizontal	Horizontal	N/A
867.546	-37.88	4.07	-13.0	-24.88	208.00	Horizontal	Horizontal	N/A
1629.800	-51.35	-4.10	-13.0	-38.35	215.00	Horizontal	Horizontal	Pass
3347.250	-48.61	5.96	-13.0	-35.61	82.00	Horizontal	Horizontal	Pass
6646.250	-39.49	15.25	-13.0	-26.49	187.00	Horizontal	Horizontal	Pass

RSE-H&V LTE Band 26 (Part90) BW10 CH26740



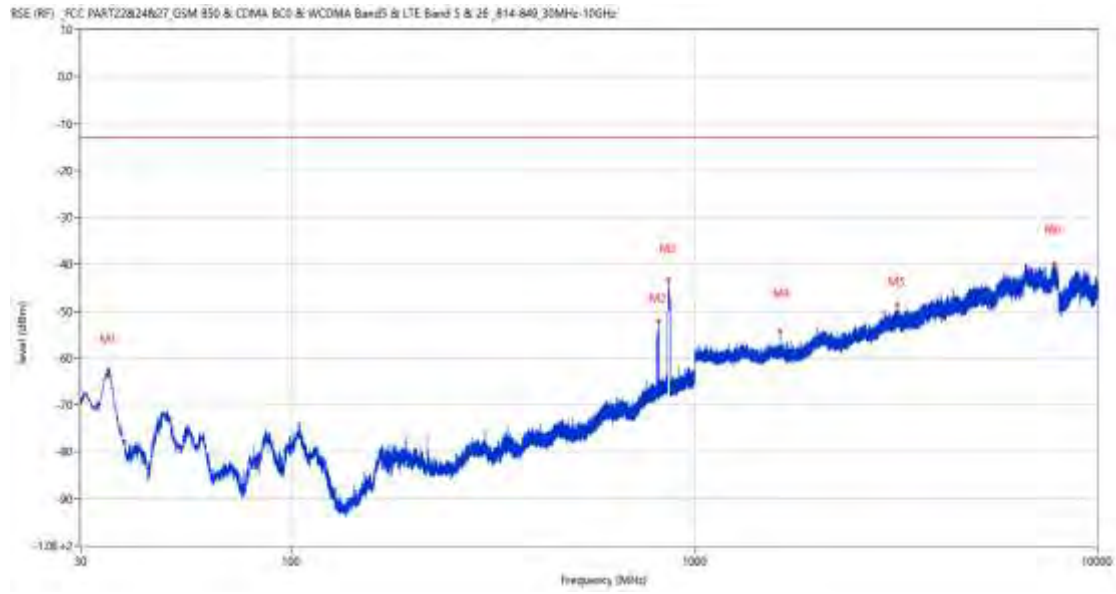
Frequency (MHz)	Result (dBm)	Factor (dB)	PK Limit (dBm)	Over Limit (dB)	Table (o)	ANT	EUT	Verdict
180.641	-74.24	-16.43	-13.0	-61.24	58.00	Horizontal	Vertical	Pass
814.584	-56.49	4.16	-13.0	-43.49	237.00	Horizontal	Vertical	N/A
866.722	-38.27	4.15	-13.0	-25.27	200.00	Horizontal	Vertical	N/A
1629.900	-54.49	-4.08	-13.0	-41.49	173.00	Horizontal	Vertical	Pass
4063.750	-46.30	9.16	-13.0	-33.30	257.00	Horizontal	Vertical	Pass
7802.750	-39.47	15.94	-13.0	-26.47	170.00	Horizontal	Vertical	Pass

RSE-V&V LTE Band 26 (Part90) BW10 CH26740



Frequency (MHz)	Result (dBm)	Factor (dB)	PK Limit (dBm)	Over Limit (dB)	Table (o)	ANT	EUT	Verdict
34.995	-60.91	-22.39	-13.0	-47.91	325.00	Vertical	Vertical	Pass
814.633	-49.50	4.16	-13.0	-36.50	197.00	Vertical	Vertical	N/A
862.696	-42.78	4.32	-13.0	-29.78	130.00	Vertical	Vertical	N/A
2101.600	-52.81	-0.11	-13.0	-39.81	310.00	Vertical	Vertical	Pass
3975.750	-46.42	8.89	-13.0	-33.42	116.00	Vertical	Vertical	Pass
6662.500	-39.43	14.80	-13.0	-26.43	151.00	Vertical	Vertical	Pass

RSE-V&H LTE Band 26 (Part90) BW10 CH26740

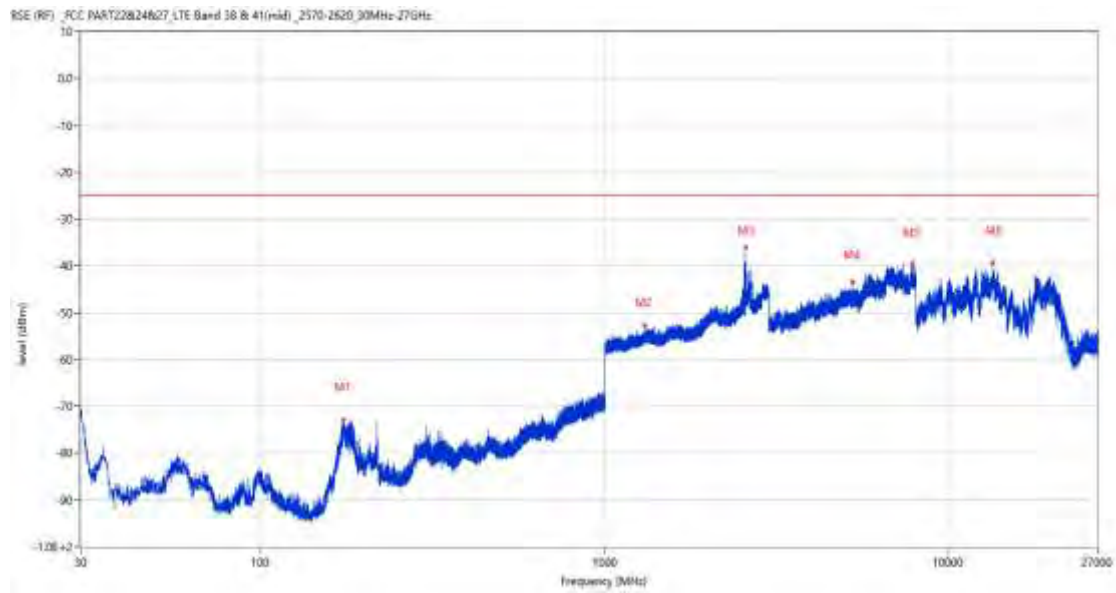


Frequency (MHz)	Result (dBm)	Factor (dB)	PK Limit (dBm)	Over Limit (dB)	Table (o)	ANT	EUT	Verdict
35.141	-62.59	-22.31	-13.0	-49.59	357.00	Vertical	Horizontal	Pass
814.584	-52.24	4.16	-13.0	-39.24	254.00	Vertical	Horizontal	N/A
859.835	-43.33	4.30	-13.0	-30.33	121.00	Vertical	Horizontal	N/A
1629.700	-54.25	-4.13	-13.0	-41.25	43.00	Vertical	Horizontal	Pass
3196.000	-48.72	6.41	-13.0	-35.72	46.00	Vertical	Horizontal	Pass
7806.750	-39.91	16.09	-13.0	-26.91	64.00	Vertical	Horizontal	Pass

16 LTE Band 38

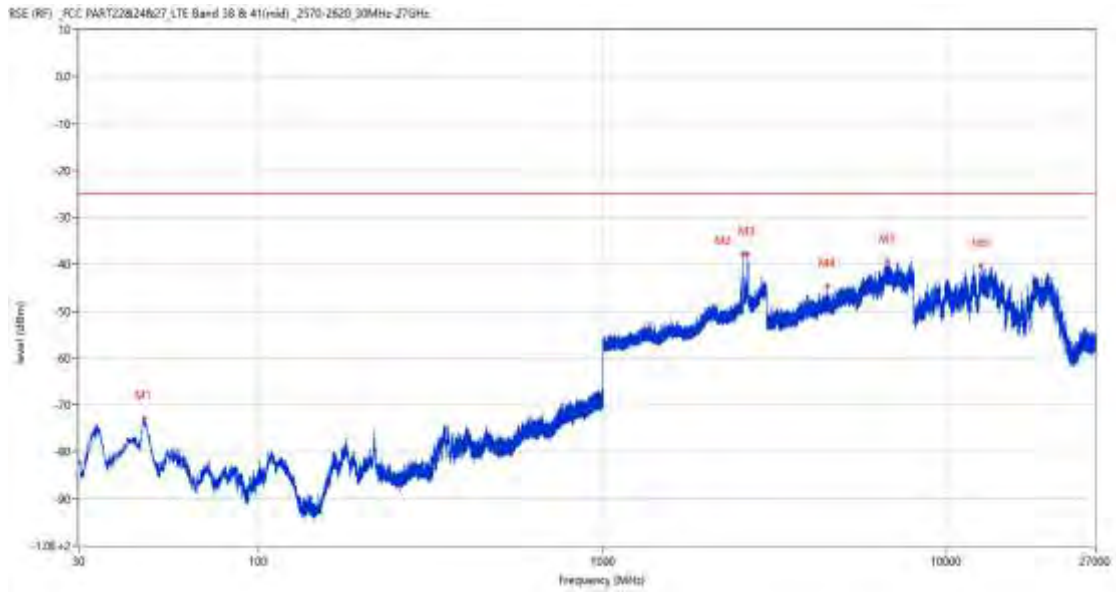
16.1 LTE Band 38 BW5, Middle Channel

RSE-H&H LTE Band 38 BW5 CH38000



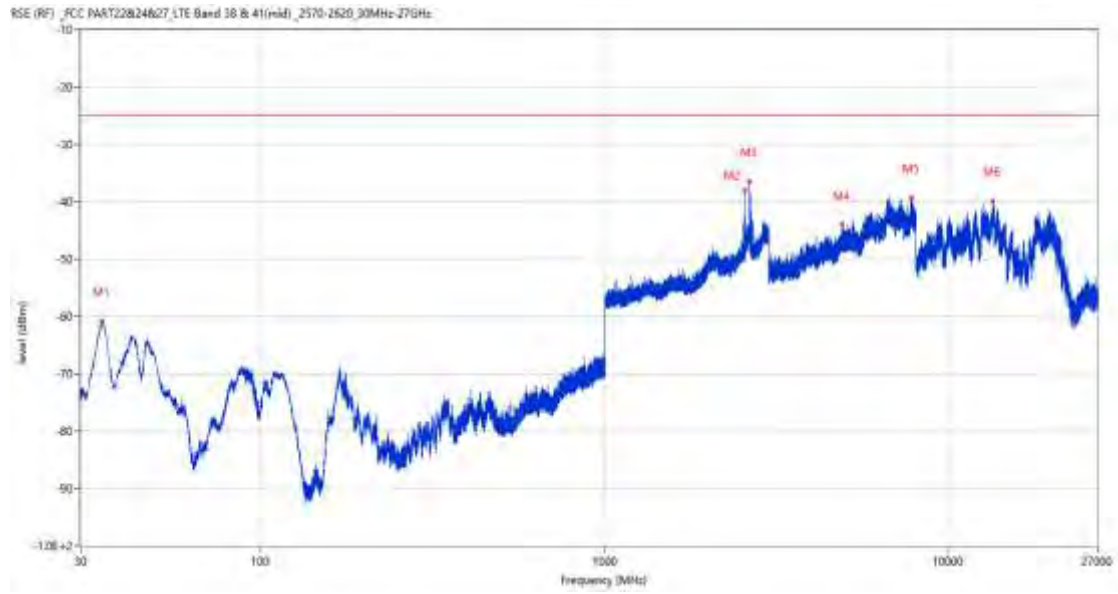
Frequency (MHz)	Result (dBm)	Factor (dB)	PK Limit (dBm)	Over Limit (dB)	Table (o)	ANT	EUT	Verdict
173.415	-72.78	-19.21	-25.0	-47.78	68.00	Horizontal	Horizontal	Pass
1305.400	-52.83	-0.27	-25.0	-27.83	28.00	Horizontal	Horizontal	Pass
2562.700	-36.08	8.86	-25.0	-11.08	121.00	Horizontal	Horizontal	N/A
5240.500	-43.36	10.38	-25.0	-18.36	262.00	Horizontal	Horizontal	Pass
7812.500	-39.58	16.33	-25.0	-14.58	174.00	Horizontal	Horizontal	Pass
13371.076	-39.36	16.74	-25.0	-14.36	118.00	Horizontal	Horizontal	Pass

RSE-H&V LTE Band 38 BW5 CH38000



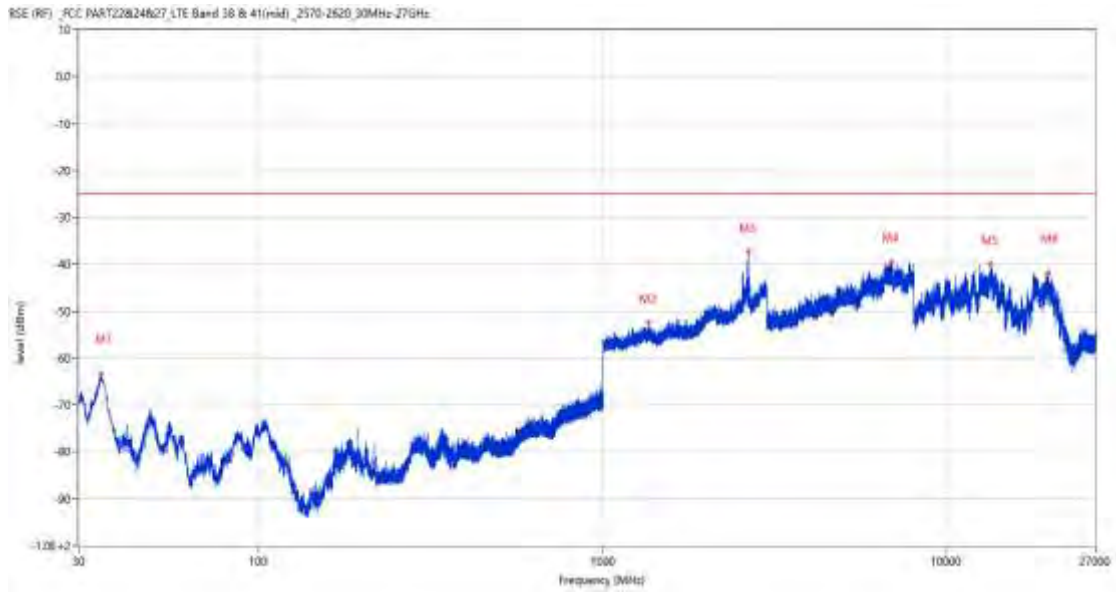
Frequency (MHz)	Result (dBm)	Factor (dB)	PK Limit (dBm)	Over Limit (dB)	Table (o)	ANT	EUT	Verdict
46.393	-72.93	-16.11	-25.0	-47.93	168.00	Horizontal	Vertical	Pass
2560.900	-37.81	8.78	-25.0	-12.81	142.00	Horizontal	Vertical	N/A
2632.200	-37.85	8.13	-25.0	-12.85	180.00	Horizontal	Vertical	N/A
4508.500	-44.68	9.92	-25.0	-19.68	184.00	Horizontal	Vertical	Pass
6713.250	-39.55	15.74	-25.0	-14.55	301.00	Horizontal	Vertical	Pass
12570.925	-40.34	14.03	-25.0	-15.34	288.00	Horizontal	Vertical	Pass

RSE-V&V LTE Band 38 BW5 CH38000



Frequency (MHz)	Result (dBm)	Factor (dB)	PK Limit (dBm)	Over Limit (dB)	Table (o)	ANT	EUT	Verdict
34.559	-60.77	-23.05	-25.0	-35.77	44.00	Vertical	Vertical	Pass
2552.500	-38.04	7.12	-25.0	-13.04	182.00	Vertical	Vertical	N/A
2635.300	-36.40	8.29	-25.0	-11.40	176.00	Vertical	Vertical	N/A
4894.750	-43.95	10.70	-25.0	-18.95	259.00	Vertical	Vertical	Pass
7791.000	-39.30	15.79	-25.0	-14.30	165.00	Vertical	Vertical	Pass
13372.125	-39.89	16.75	-25.0	-14.89	232.00	Vertical	Vertical	Pass

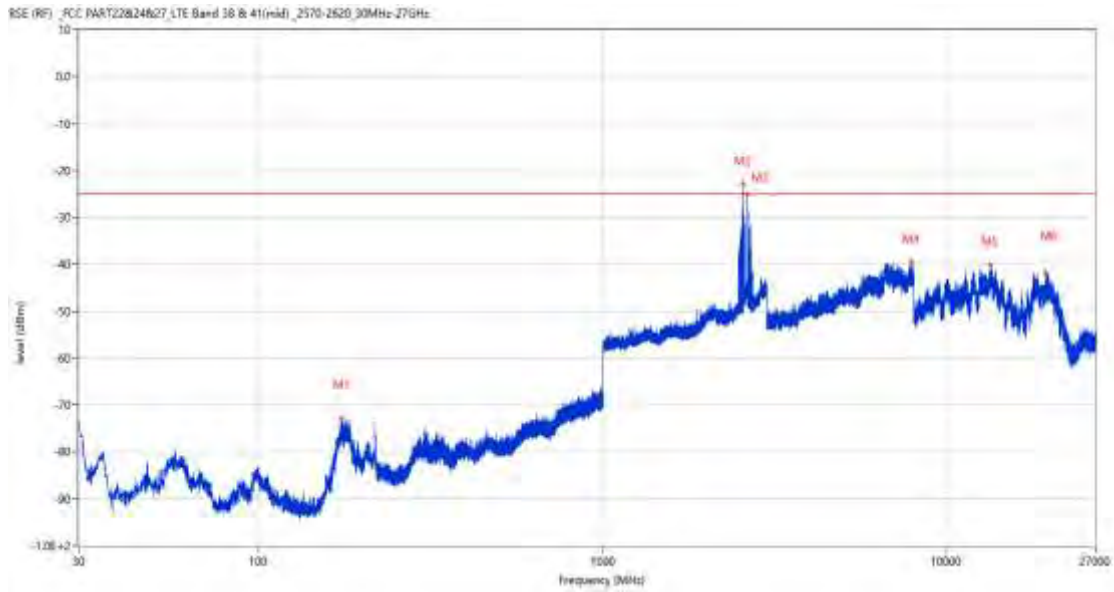
RSE-V&H LTE Band 38 BW5 CH38000



Frequency (MHz)	Result (dBm)	Factor (dB)	PK Limit (dBm)	Over Limit (dB)	Table (o)	ANT	EUT	Verdict
34.705	-63.39	-23.02	-25.0	-38.39	316.00	Vertical	Horizontal	Pass
1357.400	-52.34	-0.34	-25.0	-27.34	315.00	Vertical	Horizontal	Pass
2643.700	-37.17	9.12	-25.0	-12.17	74.00	Vertical	Horizontal	N/A
6874.500	-39.47	14.07	-25.0	-14.47	329.00	Vertical	Horizontal	Pass
13392.338	-39.98	16.94	-25.0	-14.98	155.00	Vertical	Horizontal	Pass
19761.750	-41.79	12.94	-25.0	-16.79	361.00	Vertical	Horizontal	Pass

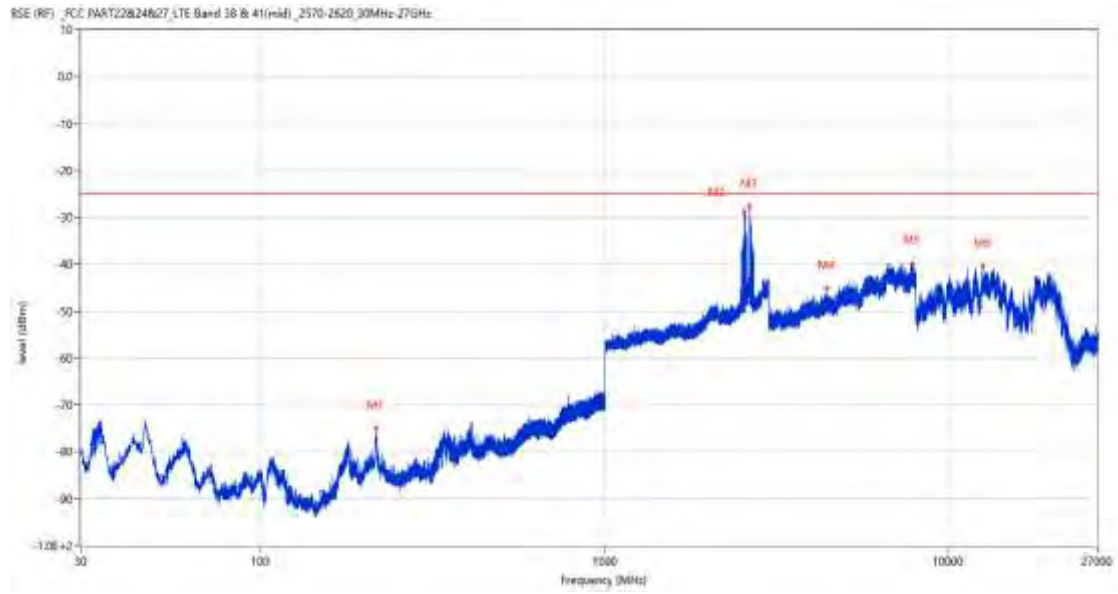
16.2 LTE Band 38 BW10, Middle Channel

RSE-H&H LTE Band 38 BW10 CH38000



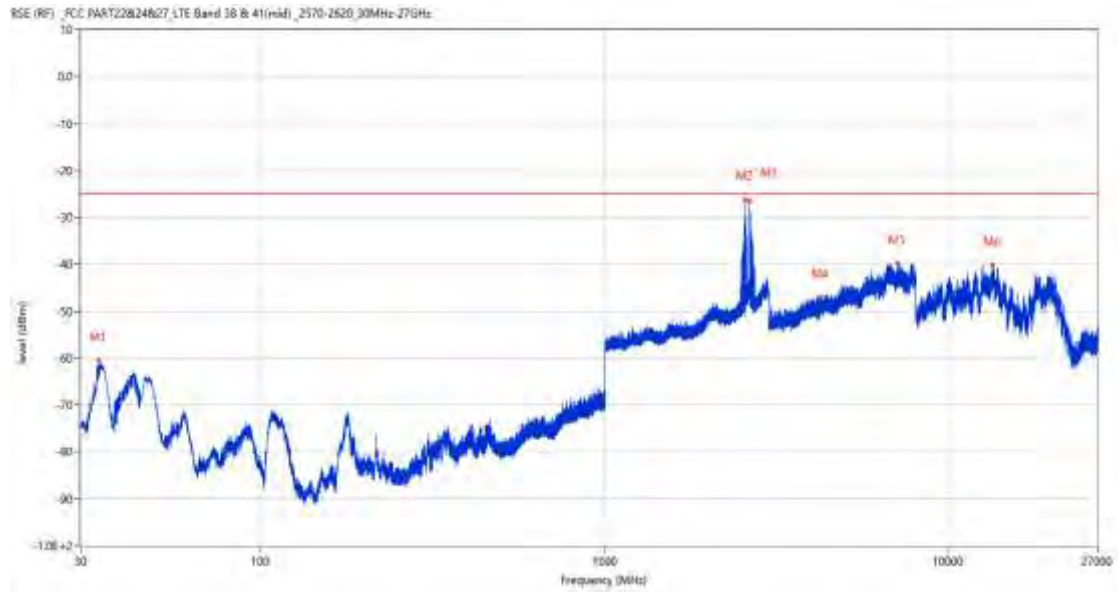
Frequency (MHz)	Result (dBm)	Factor (dB)	PK Limit (dBm)	Over Limit (dB)	Table (o)	ANT	EUT	Verdict
173.415	-72.81	-19.21	-25.0	-47.81	100.00	Horizontal	Horizontal	Pass
2560.100	-22.96	8.61	-25.0	2.04	136.00	Horizontal	Horizontal	N/A
2630.000	-25.00	8.26	-25.0	-0.00	129.00	Horizontal	Horizontal	N/A
7887.250	-39.49	15.19	-25.0	-14.49	357.00	Horizontal	Horizontal	Pass
13367.400	-40.03	16.70	-25.0	-15.03	32.00	Horizontal	Horizontal	Pass
19266.300	-41.85	12.91	-25.0	-16.85	246.00	Horizontal	Horizontal	Pass

RSE-H&V LTE Band 38 BW10 CH38000



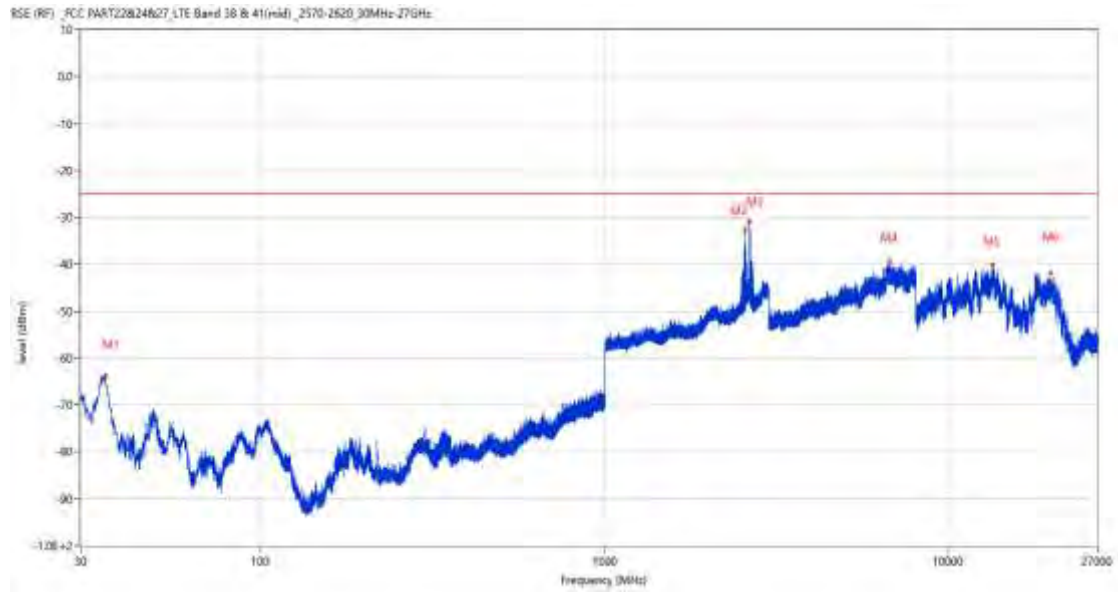
Frequency (MHz)	Result (dBm)	Factor (dB)	PK Limit (dBm)	Over Limit (dB)	Table (o)	ANT	EUT	Verdict
216.482	-75.01	-16.58	-25.0	-50.01	77.00	Horizontal	Vertical	Pass
2536.200	-28.76	6.36	-25.0	-3.76	163.00	Horizontal	Vertical	N/A
2629.900	-27.67	8.28	-25.0	-2.67	175.00	Horizontal	Vertical	N/A
4424.000	-45.18	9.64	-25.0	-20.18	235.00	Horizontal	Vertical	Pass
7809.500	-39.85	16.24	-25.0	-14.85	43.00	Horizontal	Vertical	Pass
12520.337	-40.28	14.39	-25.0	-15.28	212.00	Horizontal	Vertical	Pass

RSE-V&V LTE Band 38 BW10 CH38000



Frequency (MHz)	Result (dBm)	Factor (dB)	PK Limit (dBm)	Over Limit (dB)	Table (o)	ANT	EUT	Verdict
33.783	-60.46	-23.42	-25.0	-35.46	202.00	Vertical	Vertical	Pass
2559.300	-26.30	8.49	-25.0	-1.30	178.00	Vertical	Vertical	N/A
2635.600	-26.52	8.24	-25.0	-1.52	154.00	Vertical	Vertical	N/A
4244.000	-46.90	8.84	-25.0	-21.90	0.00	Vertical	Vertical	Pass
7077.000	-39.70	13.29	-25.0	-14.70	204.00	Vertical	Vertical	Pass
13401.000	-40.21	16.99	-25.0	-15.21	101.00	Vertical	Vertical	Pass

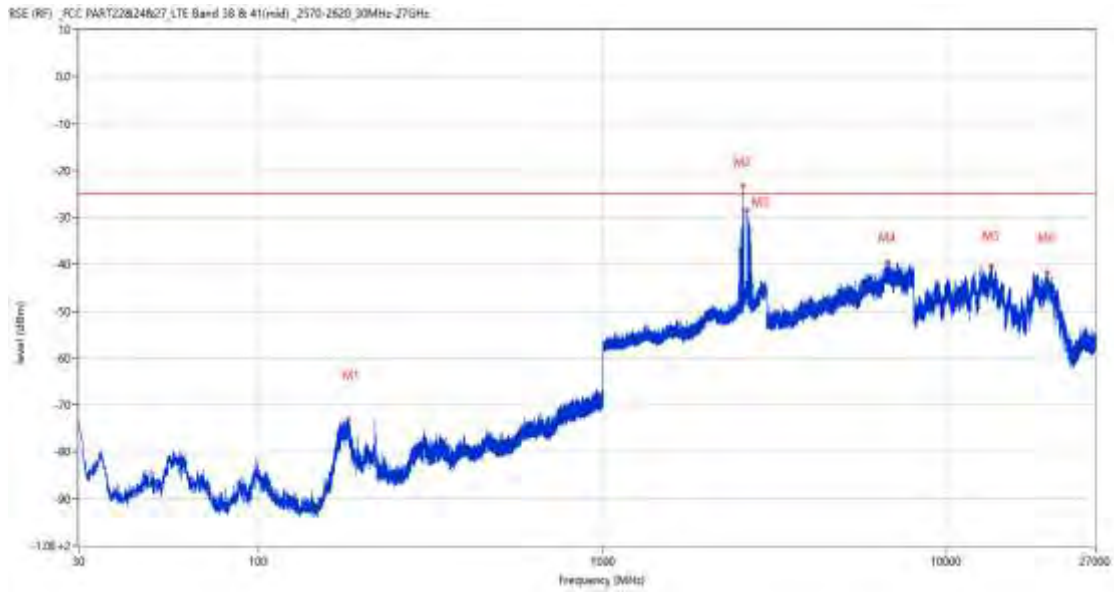
RSE-V&H LTE Band 38 BW10 CH38000



Frequency (MHz)	Result (dBm)	Factor (dB)	PK Limit (dBm)	Over Limit (dB)	Table (o)	ANT	EUT	Verdict
35.286	-63.68	-22.82	-25.0	-38.68	316.00	Vertical	Horizontal	Pass
2553.700	-32.50	7.30	-25.0	-7.50	20.00	Vertical	Horizontal	N/A
2629.700	-30.79	8.32	-25.0	-5.79	74.00	Vertical	Horizontal	N/A
6729.750	-39.46	15.35	-25.0	-14.46	125.00	Vertical	Horizontal	Pass
13391.549	-40.22	16.93	-25.0	-15.22	301.00	Vertical	Horizontal	Pass
19766.249	-41.87	12.94	-25.0	-16.87	361.00	Vertical	Horizontal	Pass

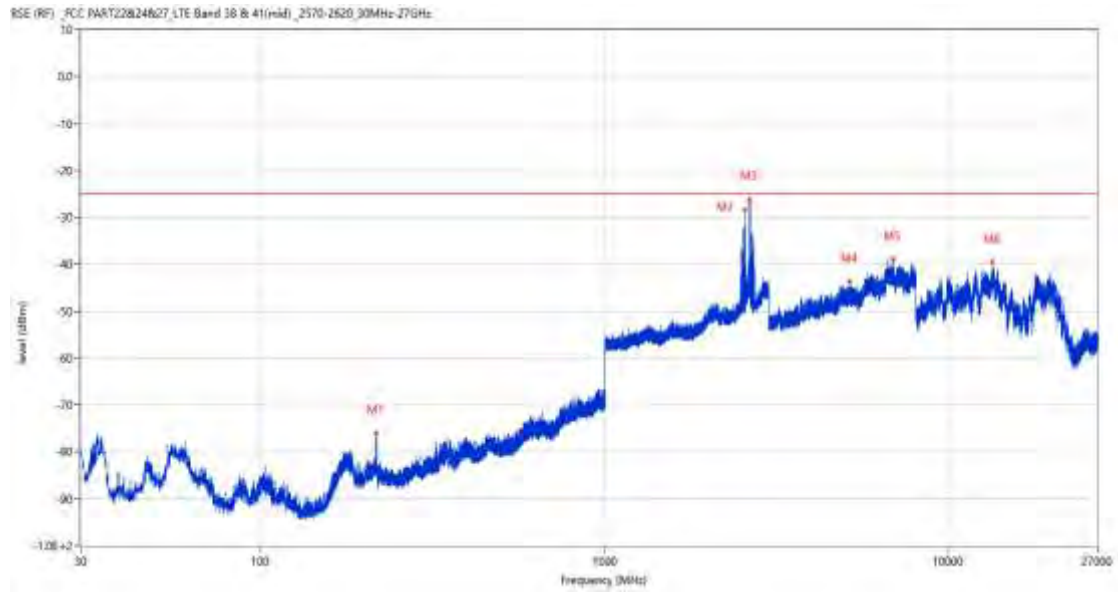
16.3 LTE Band 38 BW15, Middle Channel

RSE-H&H LTE Band 38 BW15 CH38000



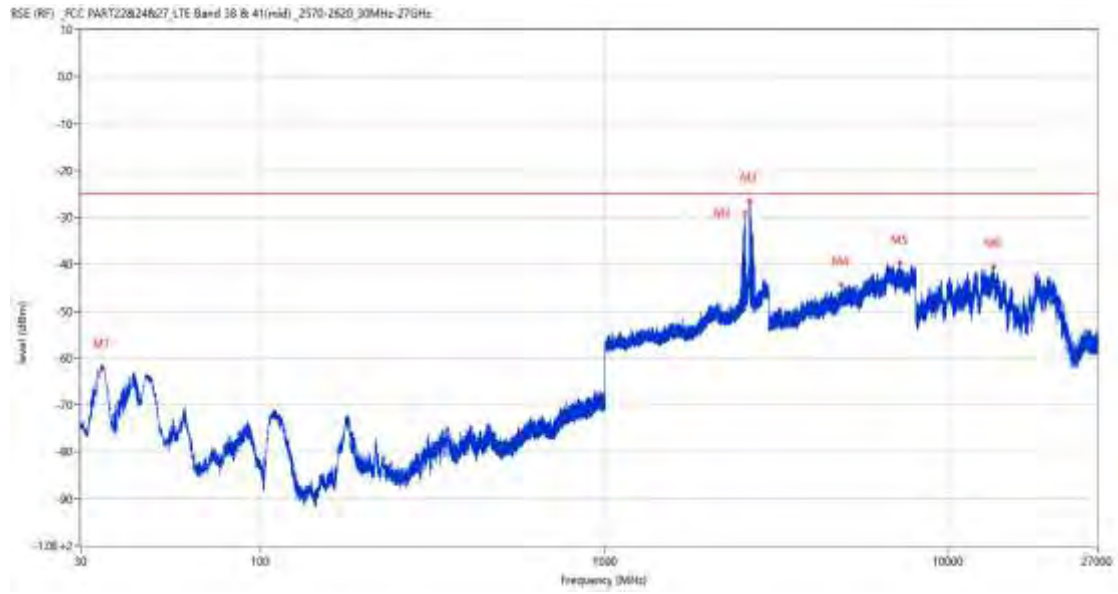
Frequency (MHz)	Result (dBm)	Factor (dB)	PK Limit (dBm)	Over Limit (dB)	Table (o)	ANT	EUT	Verdict
182.484	-73.11	-17.57	-25.0	-48.11	92.00	Horizontal	Horizontal	Pass
2553.700	-23.19	7.30	-25.0	1.81	134.00	Horizontal	Horizontal	N/A
2625.800	-28.56	10.02	-25.0	-3.56	188.00	Horizontal	Horizontal	N/A
6704.250	-39.43	15.51	-25.0	-14.43	202.00	Horizontal	Horizontal	Pass
13469.250	-40.40	15.71	-25.0	-15.40	278.00	Horizontal	Horizontal	Pass
19523.699	-41.88	12.93	-25.0	-16.88	133.00	Horizontal	Horizontal	Pass

RSE-H&V LTE Band 38 BW15 CH38000



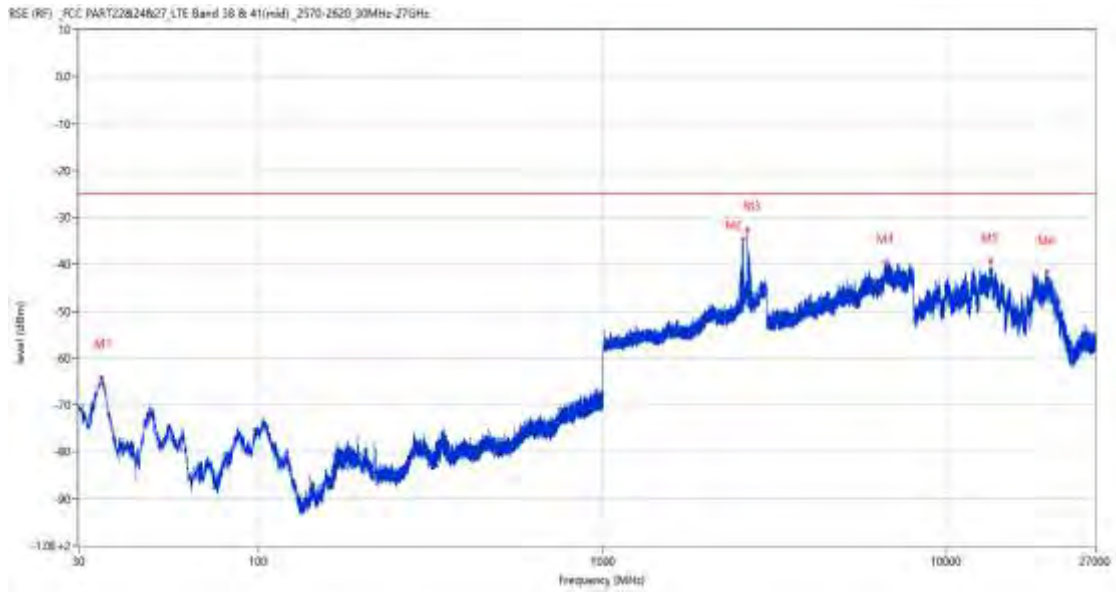
Frequency (MHz)	Result (dBm)	Factor (dB)	PK Limit (dBm)	Over Limit (dB)	Table (o)	ANT	EUT	Verdict
216.628	-75.91	-16.60	-25.0	-50.91	70.00	Horizontal	Vertical	Pass
2556.400	-28.26	7.35	-25.0	-3.26	176.00	Horizontal	Vertical	N/A
2630.100	-26.16	8.26	-25.0	-1.16	164.00	Horizontal	Vertical	N/A
5151.000	-43.59	11.09	-25.0	-18.59	23.00	Horizontal	Vertical	Pass
6868.000	-38.92	14.15	-25.0	-13.92	151.00	Horizontal	Vertical	Pass
13378.950	-39.58	16.81	-25.0	-14.58	145.00	Horizontal	Vertical	Pass

RSE-V&V LTE Band 38 BW15 CH38000



Frequency (MHz)	Result (dBm)	Factor (dB)	PK Limit (dBm)	Over Limit (dB)	Table (o)	ANT	EUT	Verdict
34.462	-61.93	-23.08	-25.0	-36.93	-1.00	Vertical	Vertical	Pass
2553.100	-29.03	7.25	-25.0	-4.03	193.00	Vertical	Vertical	N/A
2635.700	-26.40	8.22	-25.0	-1.40	169.00	Vertical	Vertical	N/A
4844.500	-44.38	9.97	-25.0	-19.38	19.00	Vertical	Vertical	Pass
7189.250	-39.69	14.56	-25.0	-14.69	266.00	Vertical	Vertical	Pass
13467.675	-40.45	15.72	-25.0	-15.45	-2.00	Vertical	Vertical	Pass

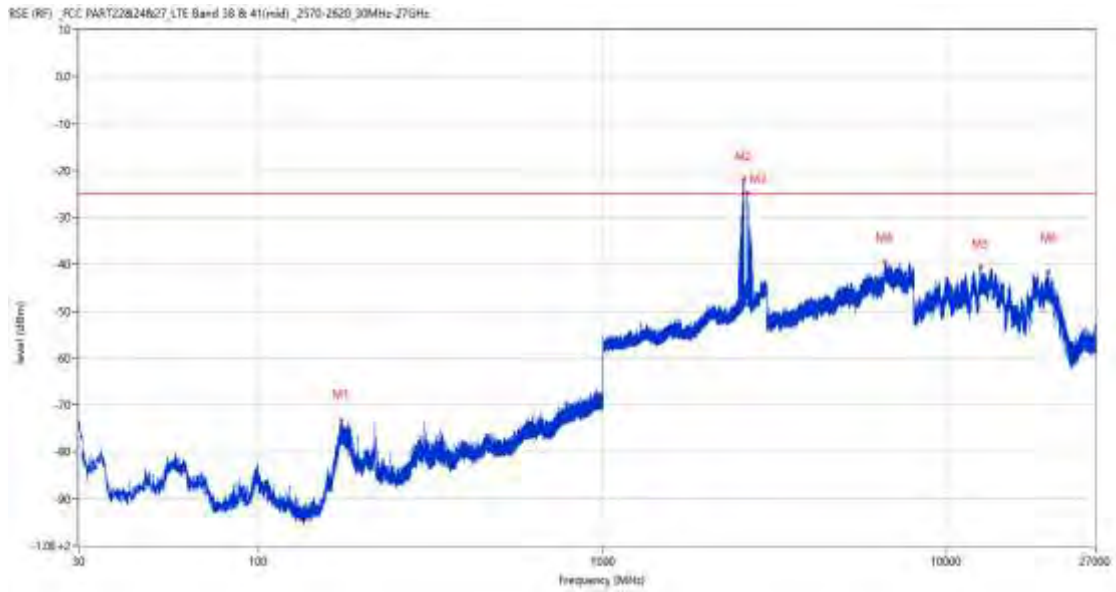
RSE-V&H LTE Band 38 BW15 CH38000



Frequency (MHz)	Result (dBm)	Factor (dB)	PK Limit (dBm)	Over Limit (dB)	Table (o)	ANT	EUT	Verdict
34.898	-64.24	-22.98	-25.0	-39.24	271.00	Vertical	Horizontal	Pass
2548.400	-34.71	6.46	-25.0	-9.71	40.00	Vertical	Horizontal	N/A
2628.500	-32.66	8.55	-25.0	-7.66	73.00	Vertical	Horizontal	N/A
6652.250	-39.41	15.07	-25.0	-14.41	161.00	Vertical	Horizontal	Pass
13384.988	-39.30	16.87	-25.0	-14.30	299.00	Vertical	Horizontal	Pass
19556.100	-41.58	12.93	-25.0	-16.58	214.00	Vertical	Horizontal	Pass

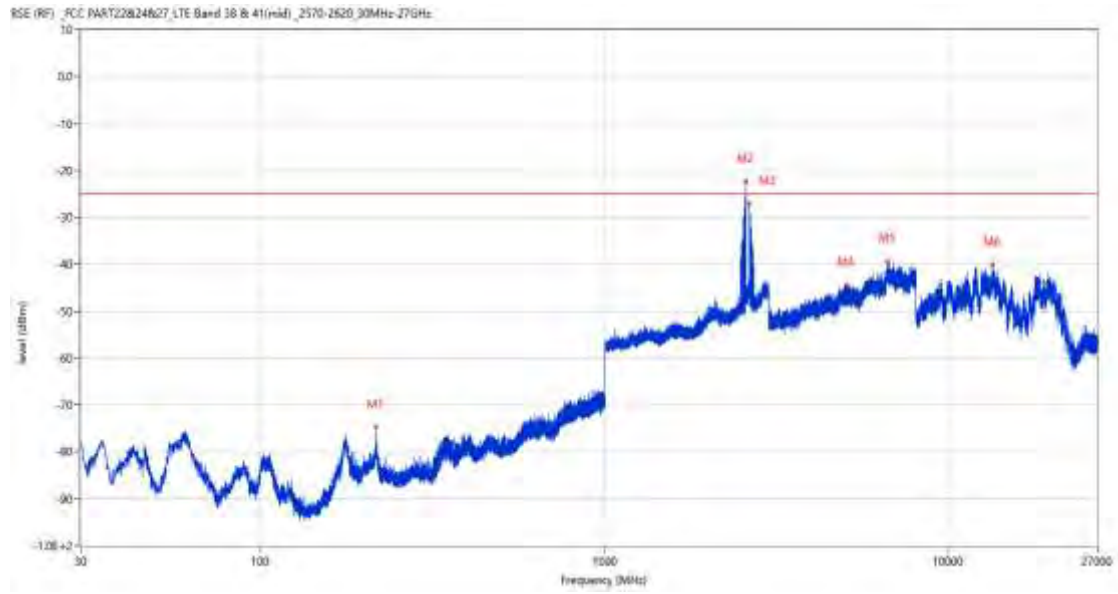
16.4 LTE Band 38 BW20, Middle Channel

RSE-H&H LTE Band 38 BW20 CH38000



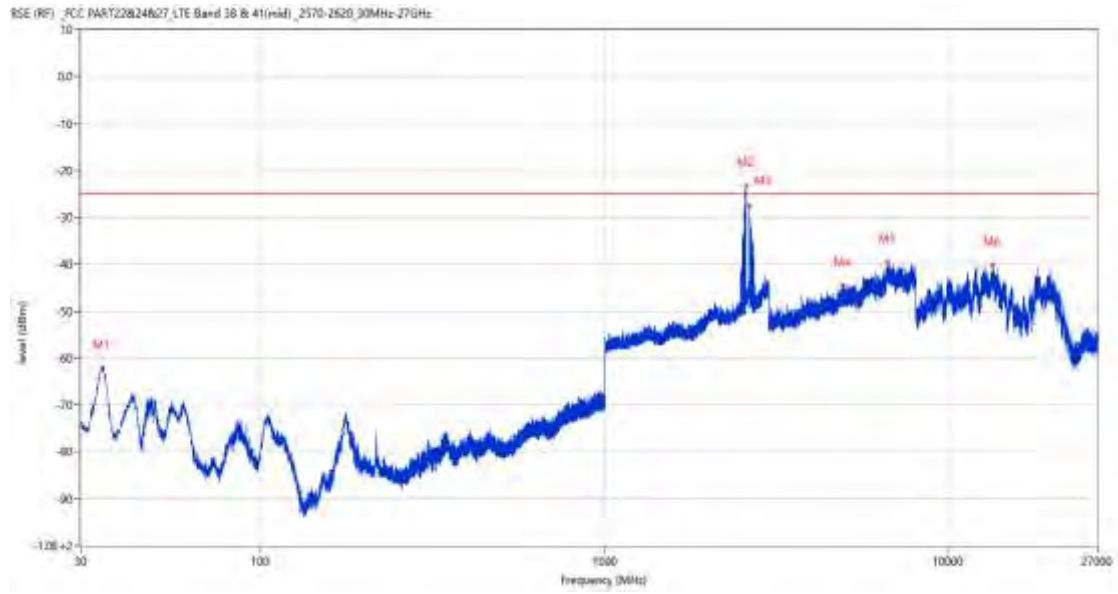
Frequency (MHz)	Result (dBm)	Factor (dB)	PK Limit (dBm)	Over Limit (dB)	Table (o)	ANT	EUT	Verdict
173.900	-73.30	-19.25	-25.0	-48.30	83.00	Horizontal	Horizontal	Pass
2562.800	-21.98	8.87	-25.0	3.02	131.00	Horizontal	Horizontal	N/A
2627.700	-24.83	8.67	-25.0	0.17	145.00	Horizontal	Horizontal	N/A
6586.500	-39.41	14.20	-25.0	-14.41	224.00	Horizontal	Horizontal	Pass
12555.250	-40.48	13.95	-25.0	-15.48	315.00	Horizontal	Horizontal	Pass
19717.200	-41.51	12.94	-25.0	-16.51	339.00	Horizontal	Horizontal	Pass

RSE-H&V LTE Band 38 BW20 CH38000



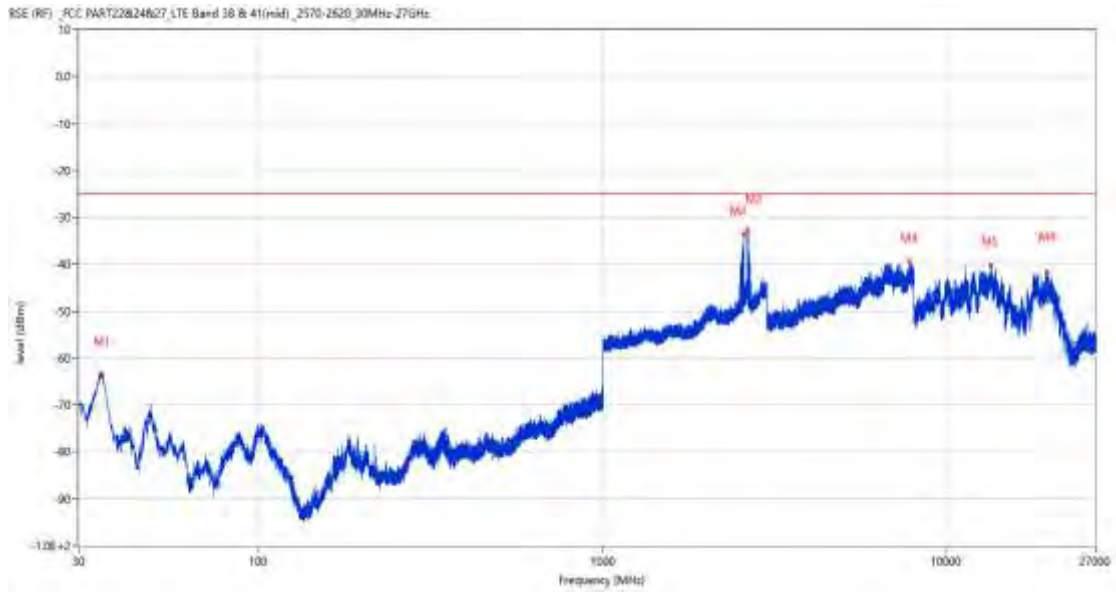
Frequency (MHz)	Result (dBm)	Factor (dB)	PK Limit (dBm)	Over Limit (dB)	Table (o)	ANT	EUT	Verdict
215.949	-74.75	-16.53	-25.0	-49.75	75.00	Horizontal	Vertical	Pass
2563.600	-22.36	8.88	-25.0	2.64	185.00	Horizontal	Vertical	N/A
2628.400	-27.18	8.57	-25.0	-2.18	166.00	Horizontal	Vertical	N/A
5039.250	-44.46	10.66	-25.0	-19.46	238.00	Horizontal	Vertical	Pass
6650.250	-39.44	15.11	-25.0	-14.44	353.00	Horizontal	Vertical	Pass
13380.263	-40.12	16.82	-25.0	-15.12	187.00	Horizontal	Vertical	Pass

RSE-V&V LTE Band 38 BW20 CH38000



Frequency (MHz)	Result (dBm)	Factor (dB)	PK Limit (dBm)	Over Limit (dB)	Table (o)	ANT	EUT	Verdict
34.608	-62.13	-23.04	-25.0	-37.13	326.00	Vertical	Vertical	Pass
2562.800	-23.33	8.87	-25.0	1.67	174.00	Vertical	Vertical	N/A
2627.600	-27.57	8.69	-25.0	-2.57	359.00	Vertical	Vertical	N/A
4922.750	-44.49	10.78	-25.0	-19.49	205.00	Vertical	Vertical	Pass
6640.250	-39.58	15.06	-25.0	-14.58	226.00	Vertical	Vertical	Pass
13381.313	-40.13	16.83	-25.0	-15.13	327.00	Vertical	Vertical	Pass

RSE-V&H LTE Band 38 BW20 CH38000

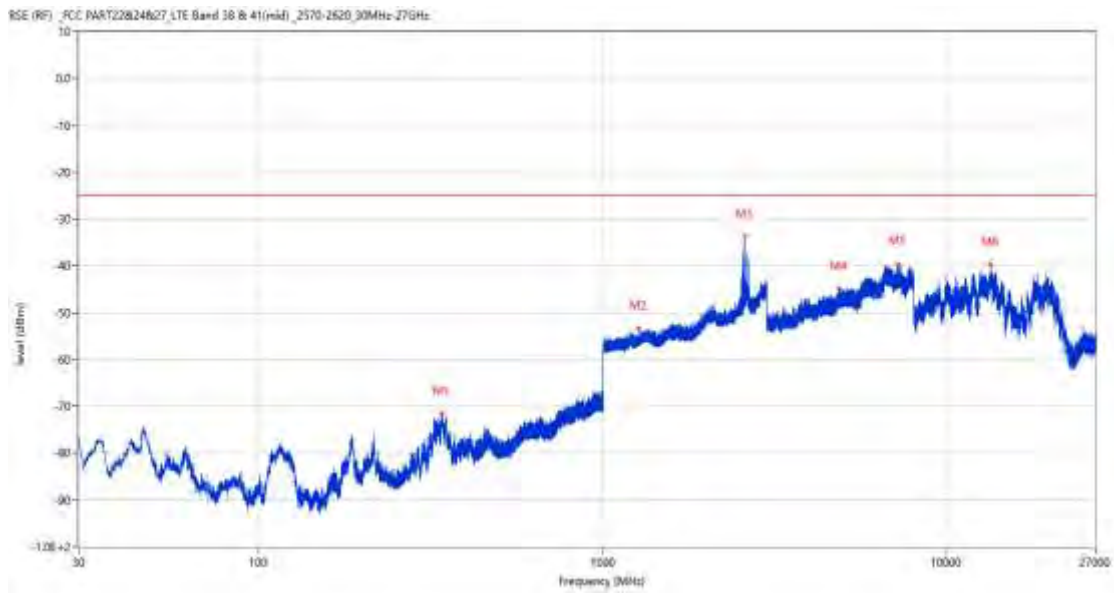


Frequency (MHz)	Result (dBm)	Factor (dB)	PK Limit (dBm)	Over Limit (dB)	Table (o)	ANT	EUT	Verdict
34.898	-63.38	-22.98	-25.0	-38.38	297.00	Vertical	Horizontal	Pass
2563.200	-33.67	8.88	-25.0	-8.67	85.00	Vertical	Horizontal	N/A
2633.500	-32.75	8.15	-25.0	-7.75	361.00	Vertical	Horizontal	N/A
7798.250	-39.25	15.79	-25.0	-14.25	138.00	Vertical	Horizontal	Pass
13410.187	-40.22	16.79	-25.0	-15.22	276.00	Vertical	Horizontal	Pass
19495.350	-41.61	12.93	-25.0	-16.61	315.00	Vertical	Horizontal	Pass

17 LTE Band 41

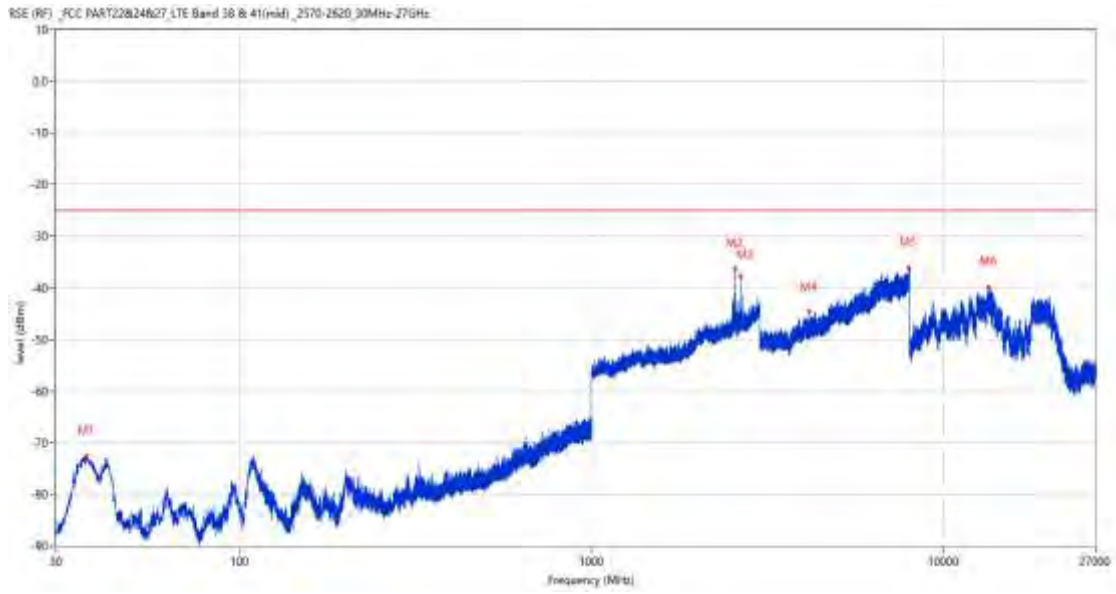
17.1 LTE Band 41 BW5, Middle Channel

RSE-H&H LTE Band 41 BW5 CH40620



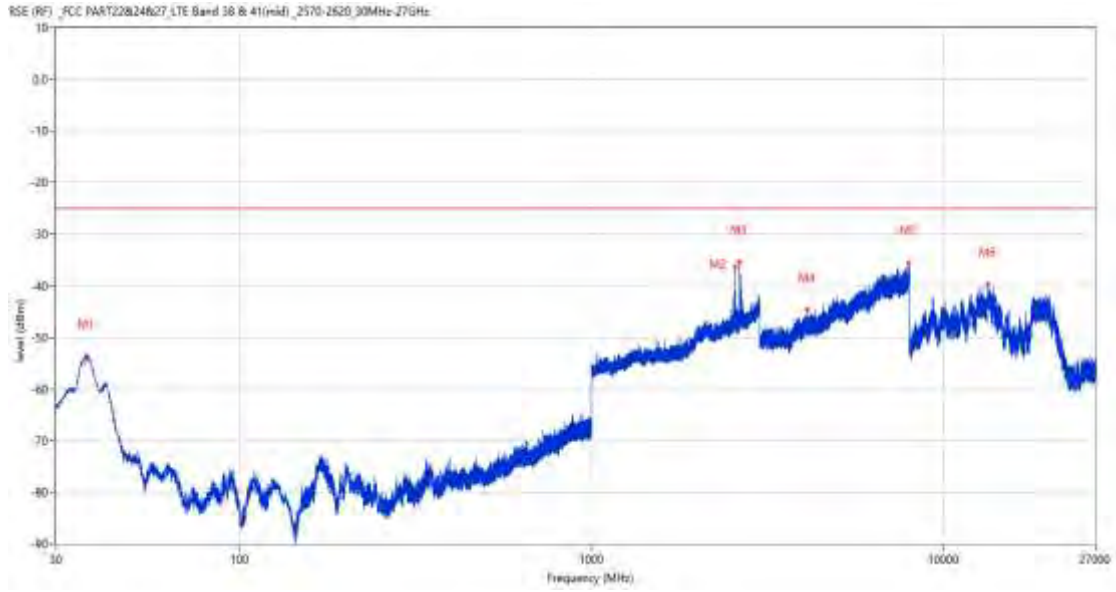
Frequency (MHz)	Result (dBm)	Factor (dB)	PK Limit (dBm)	Over Limit (dB)	Table (o)	ANT	EUT	Verdict
341.079	-71.68	-12.88	-25.0	-46.68	273.00	Horizontal	Horizontal	Pass
1274.600	-53.44	-0.88	-25.0	-28.44	56.00	Horizontal	Horizontal	Pass
2591.500	-33.77	9.55	-25.0	-8.77	136.00	Horizontal	Horizontal	N/A
4844.500	-44.84	9.97	-25.0	-19.84	343.00	Horizontal	Horizontal	Pass
7192.750	-39.80	14.68	-25.0	-14.80	299.00	Horizontal	Horizontal	Pass
13393.125	-39.79	16.95	-25.0	-14.79	326.00	Horizontal	Horizontal	Pass

RSE-H&V LTE Band 41 BW5 CH40620



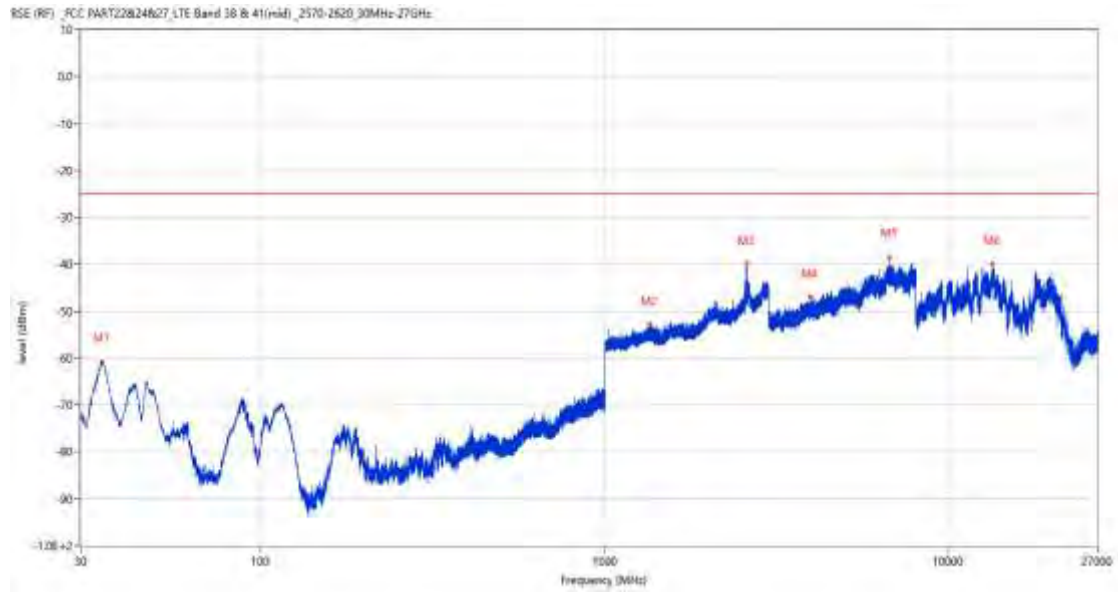
Frequency (MHz)	Result (dBm)	Factor (dB)	PK Limit (dBm)	Over Limit (dB)	Table (o)	ANT	EUT	Verdict
36.645	-72.67	-21.23	-25.0	-47.67	169.00	Horizontal	Vertical	Pass
2560.200	-36.35	8.25	-25.0	-11.35	206.00	Horizontal	Vertical	N/A
2648.000	-37.89	9.19	-25.0	-12.89	171.00	Horizontal	Vertical	Pass
4155.750	-44.66	9.48	-25.0	-19.66	206.00	Horizontal	Vertical	Pass
7943.500	-36.20	18.88	-25.0	-11.20	288.00	Horizontal	Vertical	Pass
13421.475	-39.91	16.54	-25.0	-14.91	288.00	Horizontal	Vertical	Pass

RSE-V&V LTE Band 41 BW5 CH40620



Frequency (MHz)	Result (dBm)	Factor (dB)	PK Limit (dBm)	Over Limit (dB)	Table (o)	ANT	EUT	Verdict
36.742	-53.61	-21.13	-25.0	-28.61	65.00	Vertical	Vertical	Pass
2558.100	-36.41	8.22	-25.0	-11.41	353.00	Vertical	Vertical	N/A
2627.300	-35.36	8.99	-25.0	-10.36	361.00	Vertical	Vertical	Pass
4110.000	-44.67	9.79	-25.0	-19.67	215.00	Vertical	Vertical	Pass
7931.500	-35.57	18.77	-25.0	-10.57	0.00	Vertical	Vertical	Pass
13359.787	-39.74	16.63	-25.0	-14.74	331.00	Vertical	Vertical	Pass

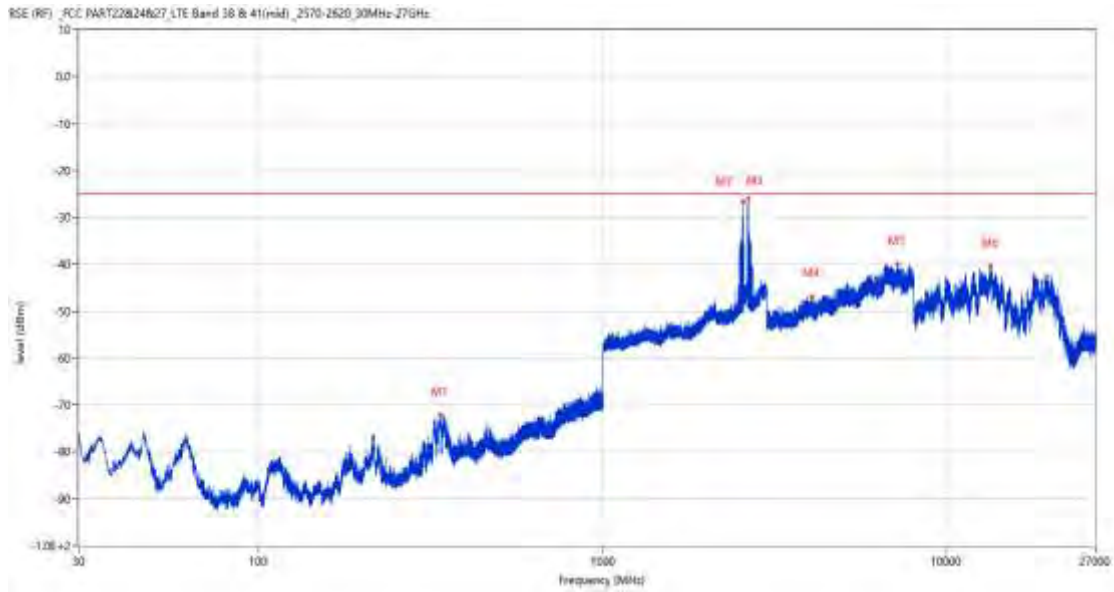
RSE-V&H LTE Band 41 BW5 CH40620



Frequency (MHz)	Result (dBm)	Factor (dB)	PK Limit (dBm)	Over Limit (dB)	Table (o)	ANT	EUT	Verdict
34.608	-60.75	-23.04	-25.0	-35.75	93.00	Vertical	Horizontal	Pass
1352.800	-52.74	-0.26	-25.0	-27.74	25.00	Vertical	Horizontal	Pass
2591.500	-39.92	9.55	-25.0	-14.92	37.00	Vertical	Horizontal	N/A
3944.000	-47.02	8.76	-25.0	-22.02	82.00	Vertical	Horizontal	Pass
6703.500	-38.57	15.52	-25.0	-13.57	157.00	Vertical	Horizontal	Pass
13392.600	-39.90	16.94	-25.0	-14.90	45.00	Vertical	Horizontal	Pass

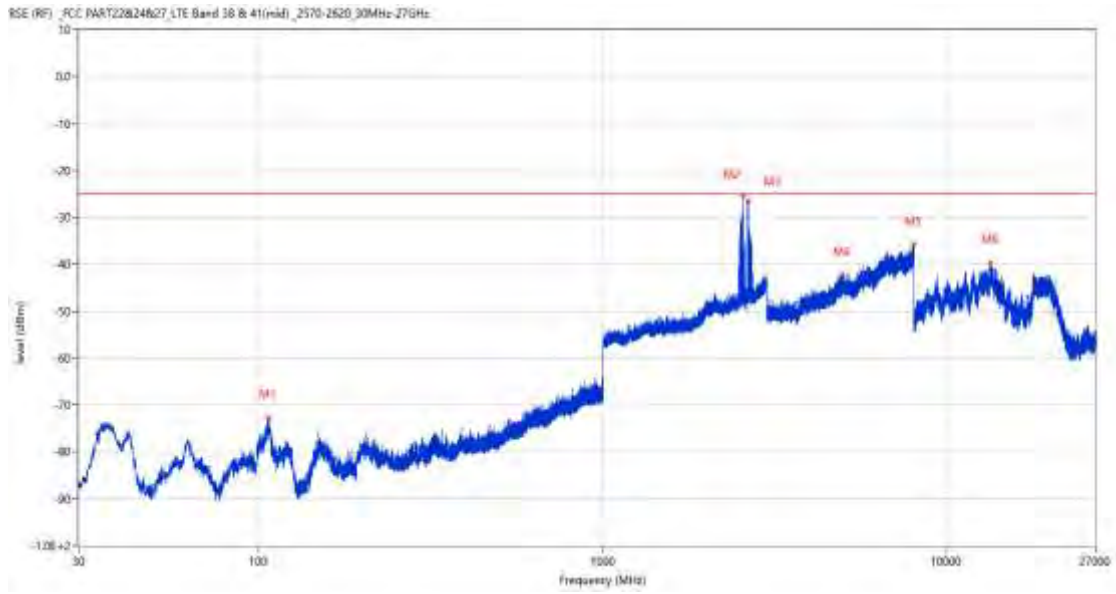
17.2 LTE Band 41 BW10, Middle Channel

RSE-H&H LTE Band 41 BW10 CH40620



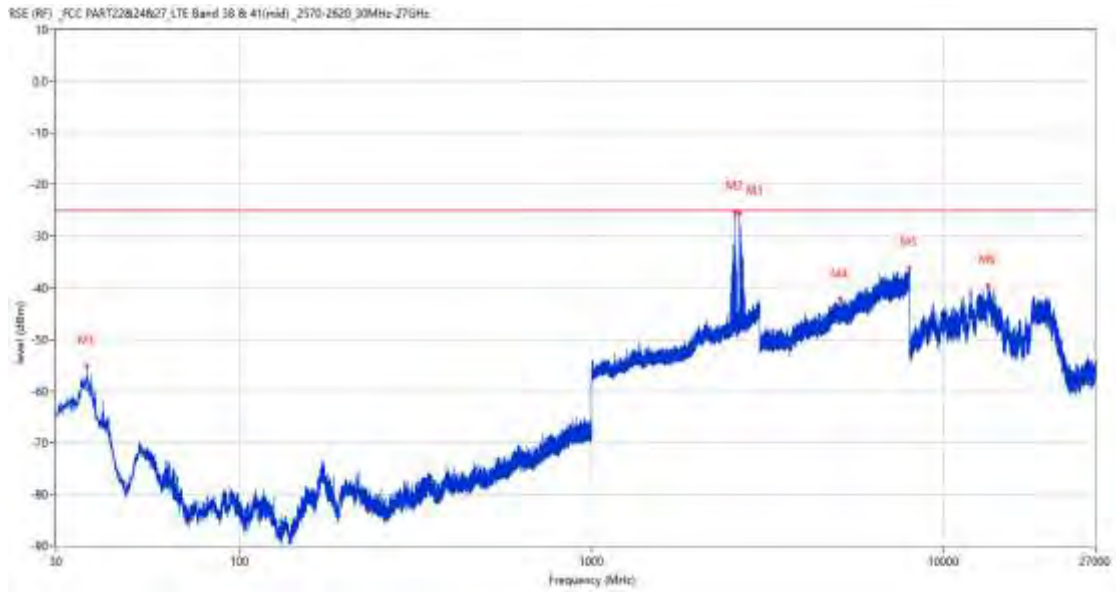
Frequency (MHz)	Result (dBm)	Factor (dB)	PK Limit (dBm)	Over Limit (dB)	Table (o)	ANT	EUT	Verdict
335.453	-72.04	-13.80	-25.0	-47.04	280.00	Horizontal	Horizontal	Pass
2561.700	-26.71	8.84	-25.0	-1.71	191.00	Horizontal	Horizontal	N/A
2642.600	-25.96	8.87	-25.0	-0.96	147.00	Horizontal	Horizontal	N/A
4053.250	-46.89	9.28	-25.0	-21.89	172.00	Horizontal	Horizontal	Pass
7187.750	-39.98	14.56	-25.0	-14.98	130.00	Horizontal	Horizontal	Pass
13357.425	-40.33	16.61	-25.0	-15.33	325.00	Horizontal	Horizontal	Pass

RSE-H&V LTE Band 41 BW10 CH40620



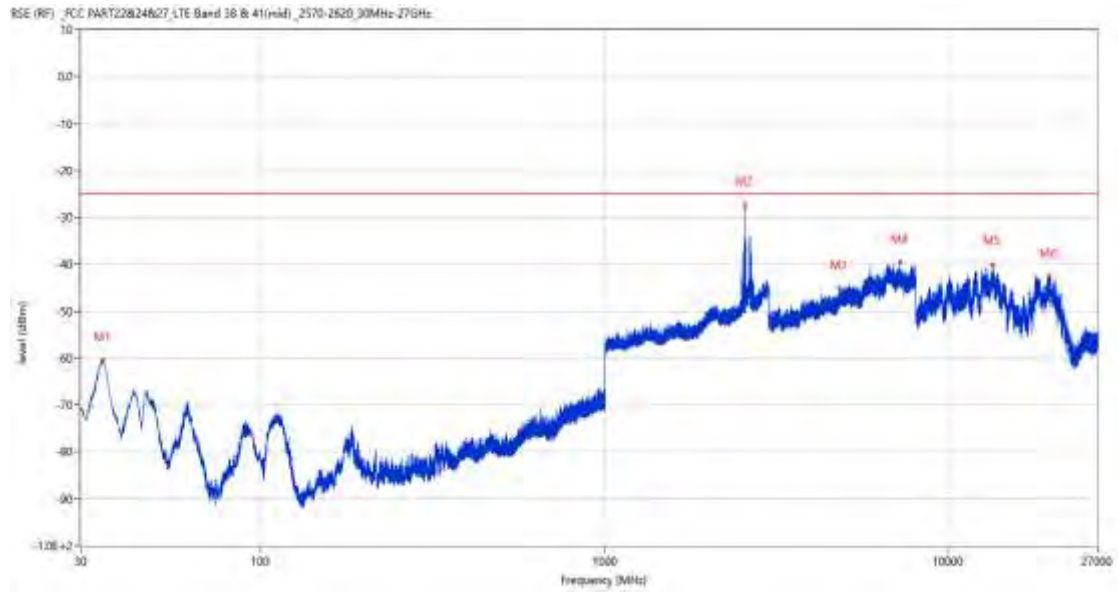
Frequency (MHz)	Result (dBm)	Factor (dB)	PK Limit (dBm)	Over Limit (dB)	Table (o)	ANT	EUT	Verdict
106.290	-72.60	-18.64	-25.0	-47.60	248.00	Horizontal	Vertical	Pass
2553.300	-25.47	8.38	-25.0	-0.47	199.00	Horizontal	Vertical	N/A
2639.700	-26.46	8.97	-25.0	-1.46	193.00	Horizontal	Vertical	N/A
4978.000	-42.29	13.39	-25.0	-17.29	158.00	Horizontal	Vertical	Pass
7993.500	-35.86	18.59	-25.0	-10.86	158.00	Horizontal	Vertical	Pass
13392.862	-39.76	16.94	-25.0	-14.76	73.00	Horizontal	Vertical	Pass

RSE-V&V LTE Band 41 BW10 CH40620



Frequency (MHz)	Result (dBm)	Factor (dB)	PK Limit (dBm)	Over Limit (dB)	Table (o)	ANT	EUT	Verdict
36.693	-55.16	-21.18	-25.0	-30.16	53.00	Vertical	Vertical	Pass
2559.100	-25.20	8.24	-25.0	-0.20	222.00	Vertical	Vertical	N/A
2629.400	-25.62	9.01	-25.0	-0.62	359.00	Vertical	Vertical	N/A
5085.500	-42.21	12.50	-25.0	-17.21	7.00	Vertical	Vertical	Pass
8000.000	-36.18	19.04	-25.0	-11.18	218.00	Vertical	Vertical	Pass
13389.712	-39.53	16.91	-25.0	-14.53	331.00	Vertical	Vertical	Pass

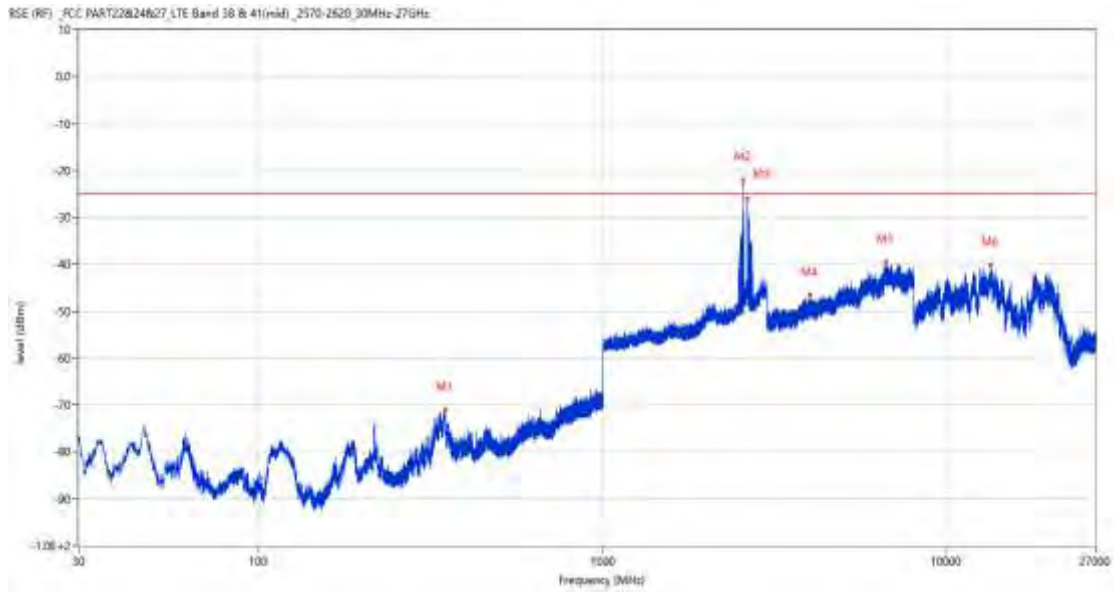
RSE-V&H LTE Band 41 BW10 CH40620



Frequency (MHz)	Result (dBm)	Factor (dB)	PK Limit (dBm)	Over Limit (dB)	Table (o)	ANT	EUT	Verdict
34.801	-60.46	-23.00	-25.0	-35.46	67.00	Vertical	Horizontal	Pass
2559.400	-27.35	8.52	-25.0	-2.35	45.00	Vertical	Horizontal	N/A
4806.750	-45.14	10.04	-25.0	-20.14	84.00	Vertical	Horizontal	Pass
7199.500	-39.55	14.69	-25.0	-14.55	117.00	Vertical	Horizontal	Pass
13384.463	-40.08	16.86	-25.0	-15.08	180.00	Vertical	Horizontal	Pass
19510.651	-42.62	12.93	-25.0	-17.62	174.00	Vertical	Horizontal	Pass

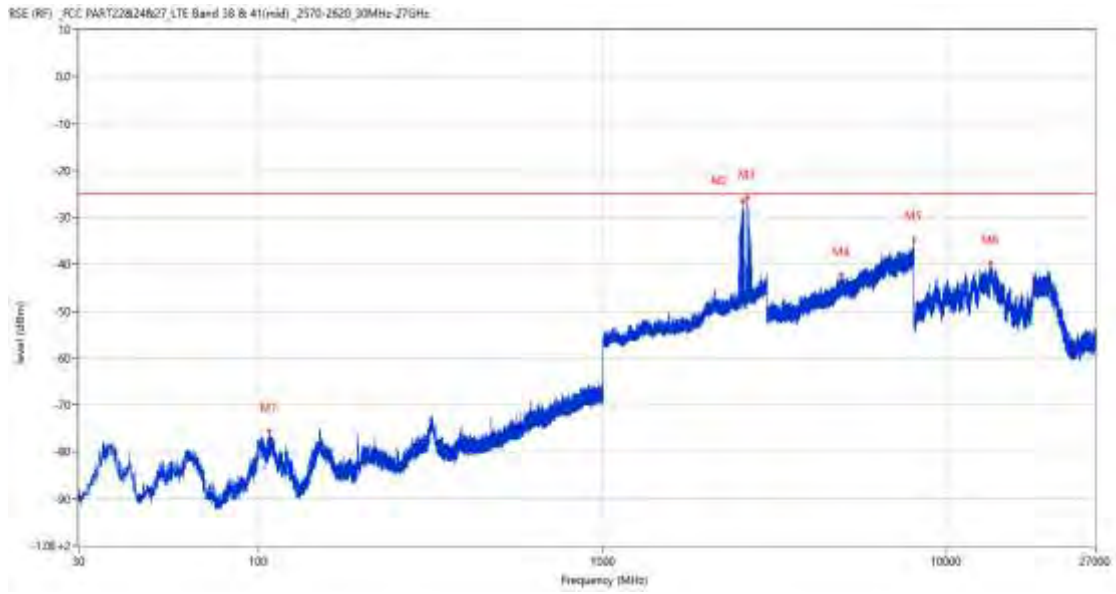
17.3 LTE Band 41 BW15, Middle Channel

RSE-H&H LTE Band 41 BW15 CH40620



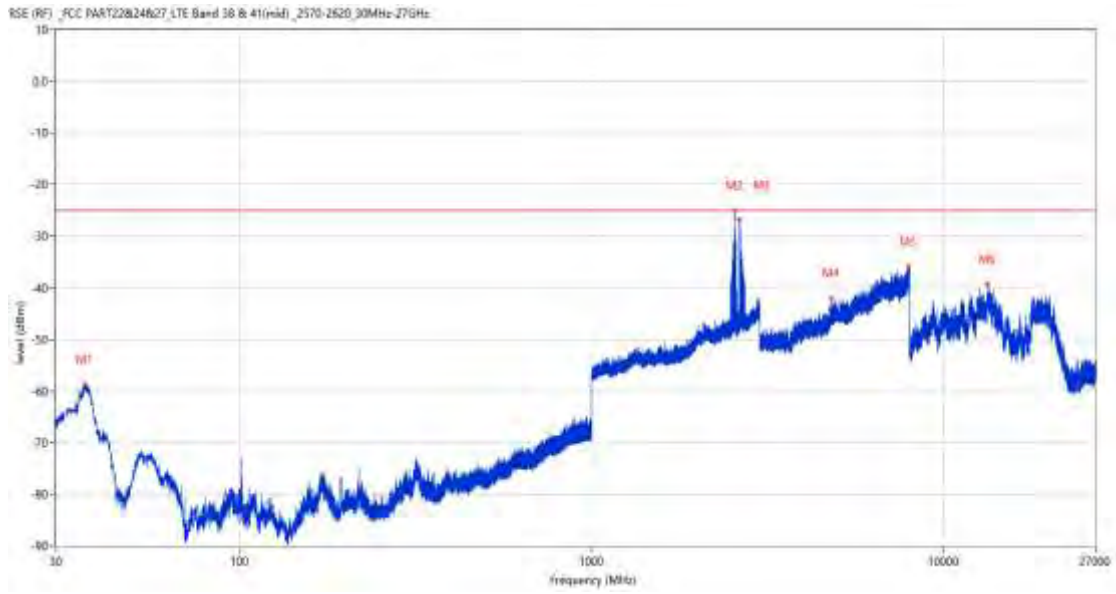
Frequency (MHz)	Result (dBm)	Factor (dB)	PK Limit (dBm)	Over Limit (dB)	Table (o)	ANT	EUT	Verdict
348.306	-70.95	-12.42	-25.0	-45.95	292.00	Horizontal	Horizontal	Pass
2560.500	-21.88	8.69	-25.0	3.12	131.00	Horizontal	Horizontal	N/A
2637.400	-25.98	8.31	-25.0	-0.98	125.00	Horizontal	Horizontal	N/A
4007.500	-46.57	9.05	-25.0	-21.57	298.00	Horizontal	Horizontal	Pass
6647.750	-39.53	15.13	-25.0	-14.53	17.00	Horizontal	Horizontal	Pass
13393.388	-40.15	16.95	-25.0	-15.15	266.00	Horizontal	Horizontal	Pass

RSE-H&V LTE Band 41 BW15 CH40620



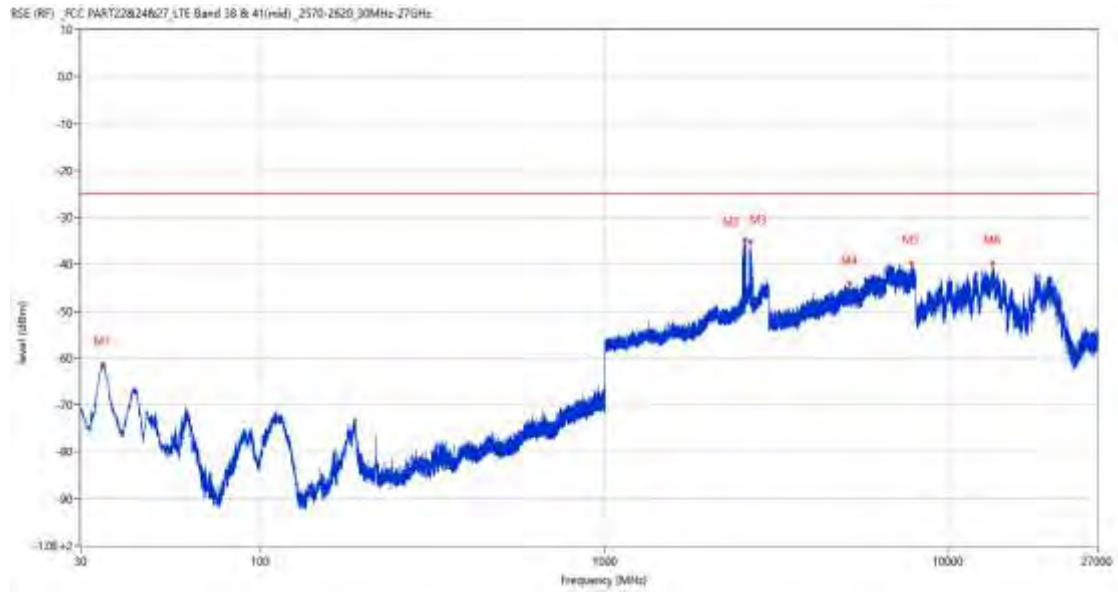
Frequency (MHz)	Result (dBm)	Factor (dB)	PK Limit (dBm)	Over Limit (dB)	Table (o)	ANT	EUT	Verdict
106.921	-75.51	-18.69	-25.0	-50.51	236.00	Horizontal	Vertical	Pass
2553.700	-26.52	8.38	-25.0	-1.52	221.00	Horizontal	Vertical	N/A
2638.800	-25.86	9.05	-25.0	-0.86	175.00	Horizontal	Vertical	N/A
4947.250	-42.21	12.85	-25.0	-17.21	233.00	Horizontal	Vertical	Pass
7994.000	-34.79	18.66	-25.0	-9.79	157.00	Horizontal	Vertical	Pass
13350.862	-39.75	16.55	-25.0	-14.75	282.00	Horizontal	Vertical	Pass

RSE-V&V LTE Band 41 BW15 CH40620



Frequency (MHz)	Result (dBm)	Factor (dB)	PK Limit (dBm)	Over Limit (dB)	Table (o)	ANT	EUT	Verdict
36.305	-58.82	-21.51	-25.0	-33.82	108.00	Vertical	Vertical	Pass
2560.900	-25.02	8.26	-25.0	-0.02	0.00	Vertical	Vertical	N/A
2628.100	-26.81	8.99	-25.0	-1.81	361.00	Vertical	Vertical	N/A
4793.500	-42.20	12.73	-25.0	-17.20	207.00	Vertical	Vertical	Pass
7946.250	-35.89	18.78	-25.0	-10.89	154.00	Vertical	Vertical	Pass
13400.212	-39.37	17.01	-25.0	-14.37	362.00	Vertical	Vertical	Pass

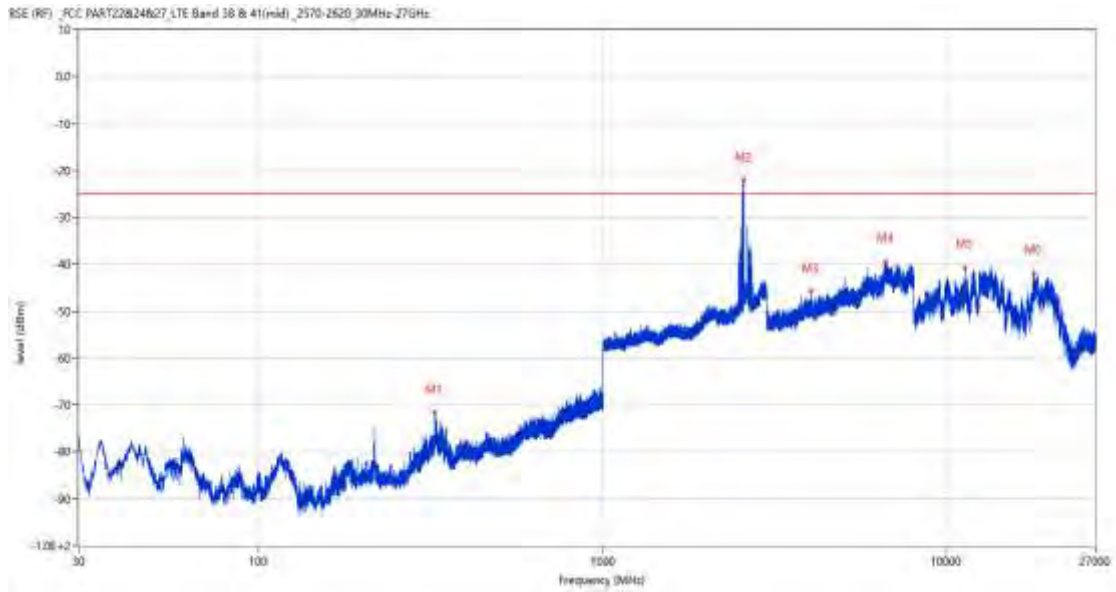
RSE-V&H LTE Band 41 BW15 CH40620



Frequency (MHz)	Result (dBm)	Factor (dB)	PK Limit (dBm)	Over Limit (dB)	Table (o)	ANT	EUT	Verdict
34.801	-61.20	-23.00	-25.0	-36.20	314.00	Vertical	Horizontal	Pass
2561.000	-34.71	8.80	-25.0	-9.71	128.00	Vertical	Horizontal	N/A
2647.500	-35.22	9.53	-25.0	-10.22	19.00	Vertical	Horizontal	N/A
5155.250	-44.12	11.16	-25.0	-19.12	196.00	Vertical	Horizontal	Pass
7790.250	-39.71	15.65	-25.0	-14.71	217.00	Vertical	Horizontal	Pass
13393.912	-39.69	16.95	-25.0	-14.69	51.00	Vertical	Horizontal	Pass

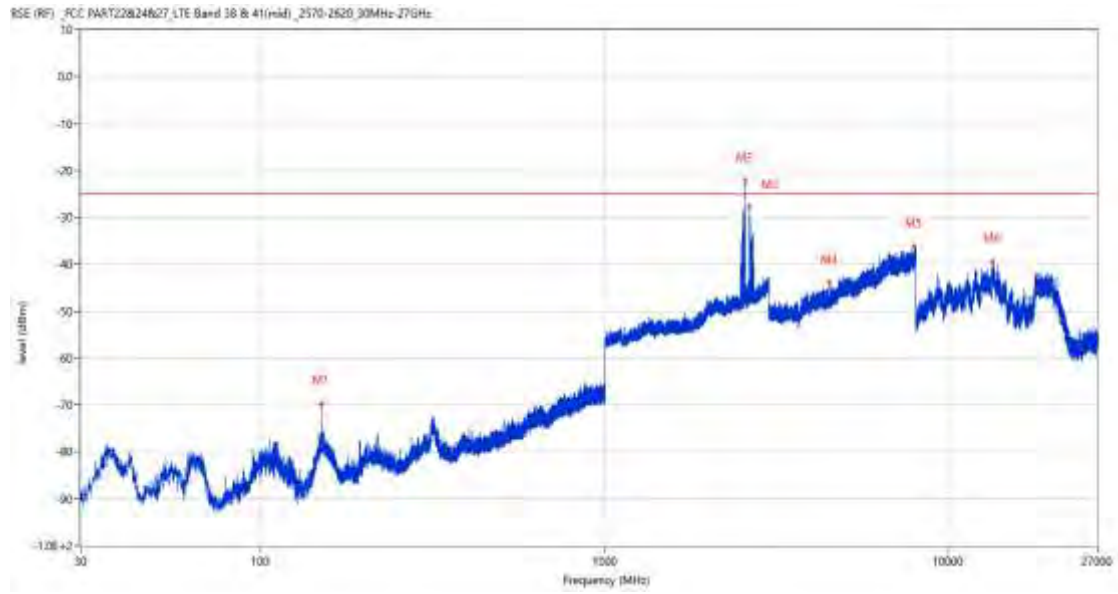
17.4 LTE Band 41 BW20, Middle Channel

RSE-H&H LTE Band 41 BW20 CH40620



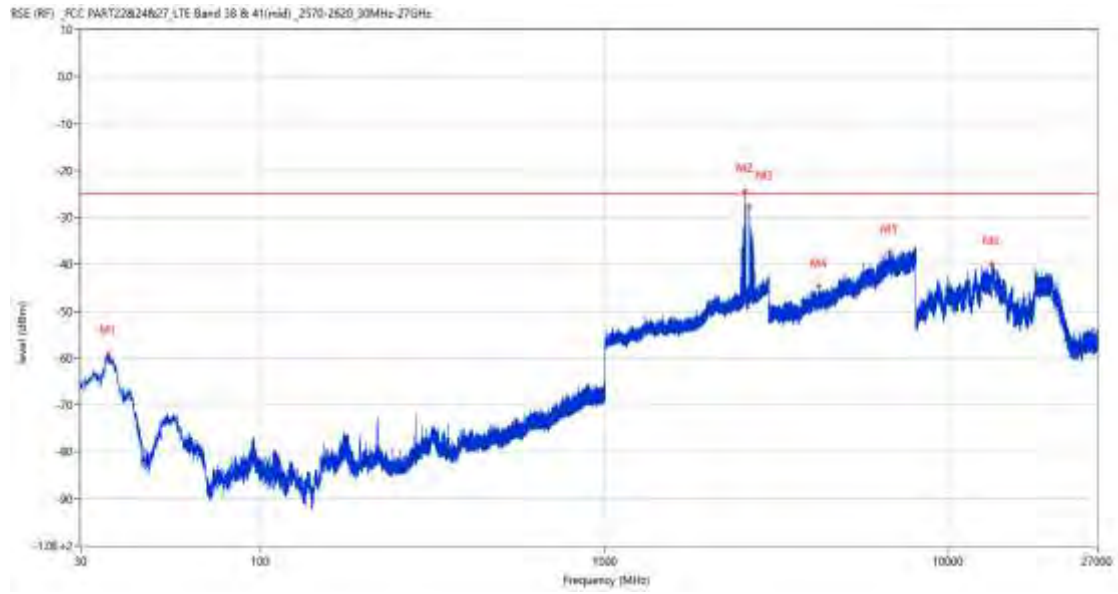
Frequency (MHz)	Result (dBm)	Factor (dB)	PK Limit (dBm)	Over Limit (dB)	Table (o)	ANT	EUT	Verdict
325.559	-71.55	-14.85	-25.0	-46.55	304.00	Horizontal	Horizontal	Pass
2563.700	-22.15	8.89	-25.0	2.85	129.00	Horizontal	Horizontal	N/A
4022.500	-45.69	9.06	-25.0	-20.69	310.00	Horizontal	Horizontal	Pass
6648.250	-39.51	15.15	-25.0	-14.51	21.00	Horizontal	Horizontal	Pass
11316.688	-40.72	13.02	-25.0	-15.72	298.00	Horizontal	Horizontal	Pass
17918.364	-41.71	13.33	-25.0	-16.71	347.00	Horizontal	Horizontal	Pass

RSE-H&V LTE Band 41 BW20 CH40620



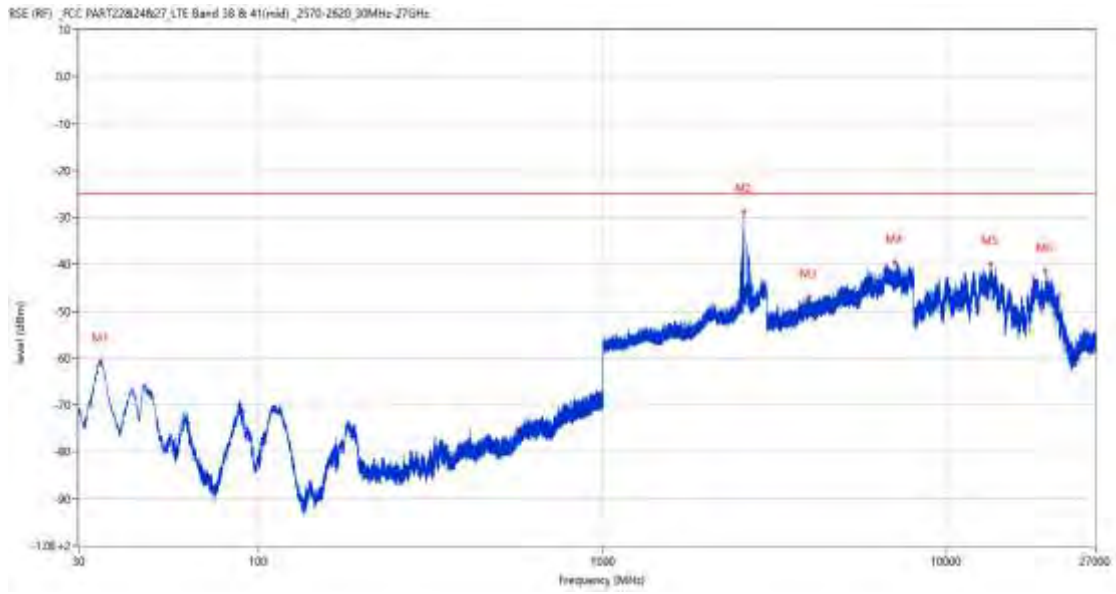
Frequency (MHz)	Result (dBm)	Factor (dB)	PK Limit (dBm)	Over Limit (dB)	Table (o)	ANT	EUT	Verdict
149.698	-69.66	-20.29	-25.0	-44.66	133.00	Horizontal	Vertical	Pass
2560.700	-22.21	8.26	-25.0	2.79	194.00	Horizontal	Vertical	N/A
2637.000	-27.71	9.11	-25.0	-2.71	205.00	Horizontal	Vertical	N/A
4512.250	-43.89	11.68	-25.0	-18.89	174.00	Horizontal	Vertical	Pass
7941.750	-36.16	18.94	-25.0	-11.16	102.00	Horizontal	Vertical	Pass
13380.525	-39.58	16.83	-25.0	-14.58	12.00	Horizontal	Vertical	Pass

RSE-V&V LTE Band 41 BW20 CH40620



Frequency (MHz)	Result (dBm)	Factor (dB)	PK Limit (dBm)	Over Limit (dB)	Table (o)	ANT	EUT	Verdict
35.965	-59.11	-21.81	-25.0	-34.11	123.00	Vertical	Vertical	Pass
2555.600	-24.44	8.19	-25.0	0.56	205.00	Vertical	Vertical	N/A
2630.900	-27.61	9.02	-25.0	-2.61	2.00	Vertical	Vertical	N/A
4195.500	-44.62	10.80	-25.0	-19.62	113.00	Vertical	Vertical	Pass
6733.250	-37.49	16.28	-25.0	-12.49	124.00	Vertical	Vertical	Pass
13344.037	-39.84	16.31	-25.0	-14.84	338.00	Vertical	Vertical	Pass

RSE-V&H LTE Band 41 BW20 CH40620

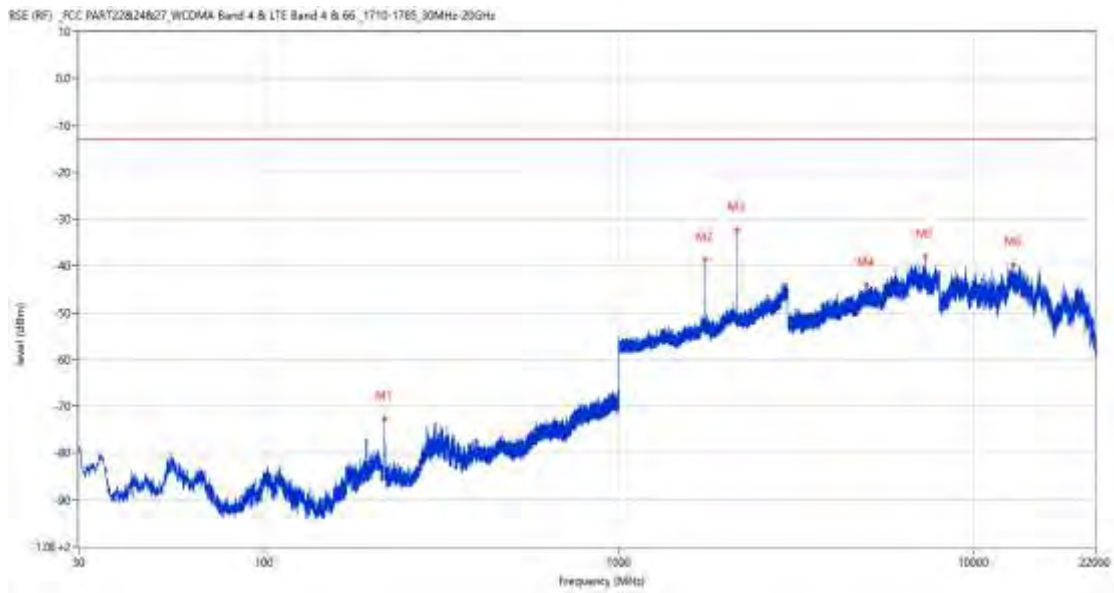


Frequency (MHz)	Result (dBm)	Factor (dB)	PK Limit (dBm)	Over Limit (dB)	Table (o)	ANT	EUT	Verdict
34.705	-60.71	-23.02	-25.0	-35.71	104.00	Vertical	Horizontal	Pass
2563.000	-28.77	8.87	-25.0	-3.77	296.00	Vertical	Horizontal	N/A
3979.500	-47.03	9.09	-25.0	-22.03	332.00	Vertical	Horizontal	Pass
7053.250	-39.61	14.18	-25.0	-14.61	225.00	Vertical	Horizontal	Pass
13357.425	-39.95	16.61	-25.0	-14.95	62.00	Vertical	Horizontal	Pass
19260.901	-41.42	12.91	-25.0	-16.42	320.00	Vertical	Horizontal	Pass

18 LTE Band 66

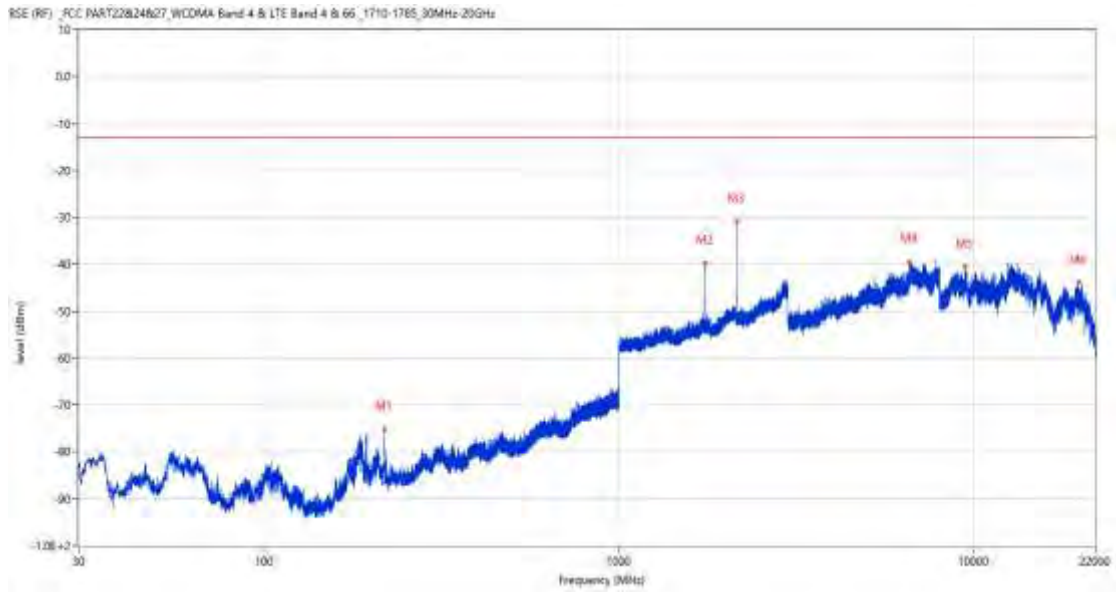
18.1 LTE Band 66 BW1.4, Middle Channel

RSE-H&H LTE Band 66 BW1.4 CH132322



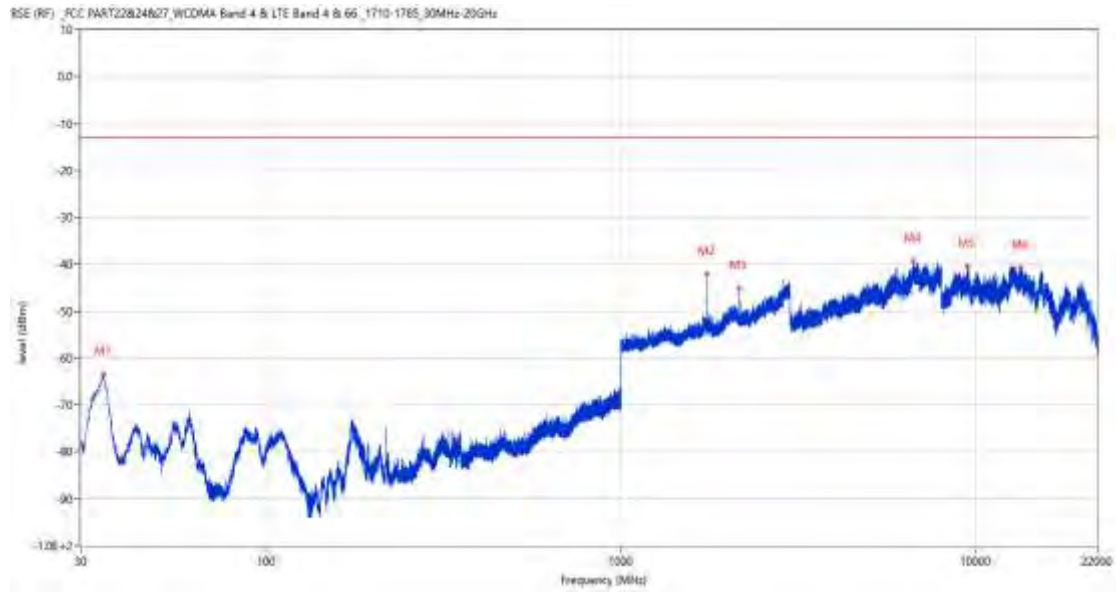
Frequency (MHz)	Result (dBm)	Factor (dB)	PK Limit (dBm)	Over Limit (dB)	Table (o)	ANT	EUT	Verdict
218.277	-72.67	-16.43	-13.0	-59.67	57.00	Horizontal	Horizontal	Pass
1745.400	-38.69	2.05	-13.0	-25.69	36.00	Horizontal	Horizontal	N/A
2145.200	-32.17	3.46	-13.0	-19.17	123.00	Horizontal	Horizontal	N/A
4985.500	-44.04	10.79	-13.0	-31.04	172.00	Horizontal	Horizontal	Pass
7281.000	-38.03	14.42	-13.0	-25.03	343.00	Horizontal	Horizontal	Pass
12902.625	-39.72	16.69	-13.0	-26.72	22.00	Horizontal	Horizontal	Pass

RSE-H&V LTE Band 66 BW1.4 CH132322



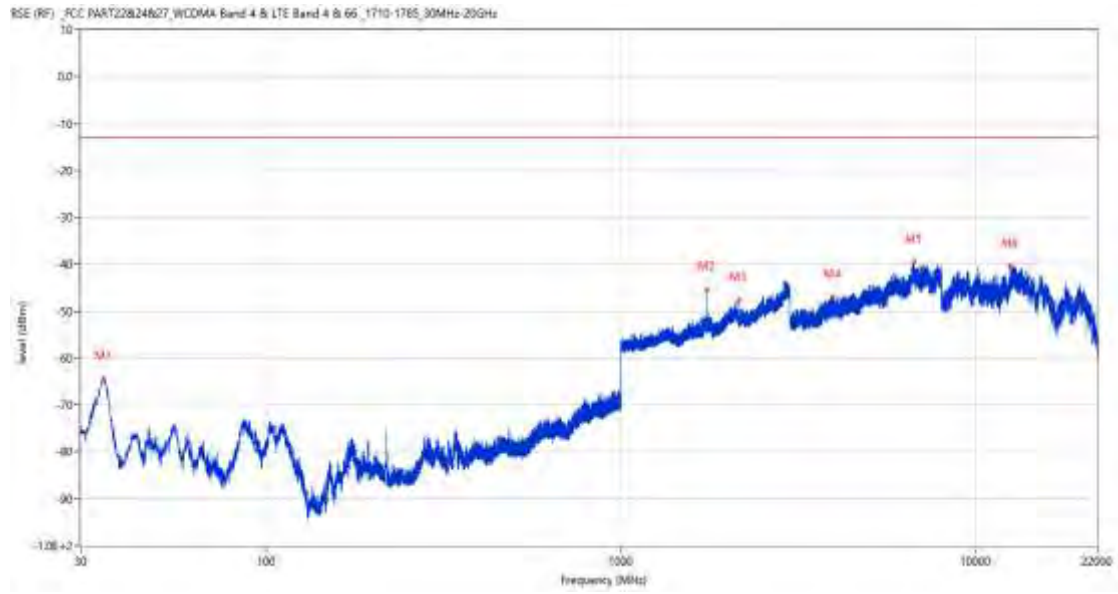
Frequency (MHz)	Result (dBm)	Factor (dB)	PK Limit (dBm)	Over Limit (dB)	Table (o)	ANT	EUT	Verdict
218.132	-75.11	-16.47	-13.0	-62.11	60.00	Horizontal	Vertical	Pass
1745.200	-39.79	2.05	-13.0	-26.79	178.00	Horizontal	Vertical	Pass
2145.600	-30.77	3.41	-13.0	-17.77	126.00	Horizontal	Vertical	Pass
6584.000	-39.43	14.38	-13.0	-26.43	134.00	Horizontal	Vertical	Pass
9455.638	-40.47	14.04	-13.0	-27.47	84.00	Horizontal	Vertical	Pass
19787.401	-43.84	10.86	-13.0	-30.84	188.00	Horizontal	Vertical	Pass

RSE-V&V LTE Band 66 BW1.4 CH132322



Frequency (MHz)	Result (dBm)	Factor (dB)	PK Limit (dBm)	Over Limit (dB)	Table (o)	ANT	EUT	Verdict
34.801	-63.36	-23.00	-13.0	-50.36	3.00	Vertical	Vertical	Pass
1745.200	-42.09	2.05	-13.0	-29.09	154.00	Vertical	Vertical	Pass
2145.500	-45.19	3.40	-13.0	-32.19	130.00	Vertical	Vertical	Pass
6650.250	-39.35	15.11	-13.0	-26.35	321.00	Vertical	Vertical	Pass
9447.088	-40.39	14.18	-13.0	-27.39	40.00	Vertical	Vertical	Pass
13393.338	-40.84	16.33	-13.0	-27.84	301.00	Vertical	Vertical	Pass

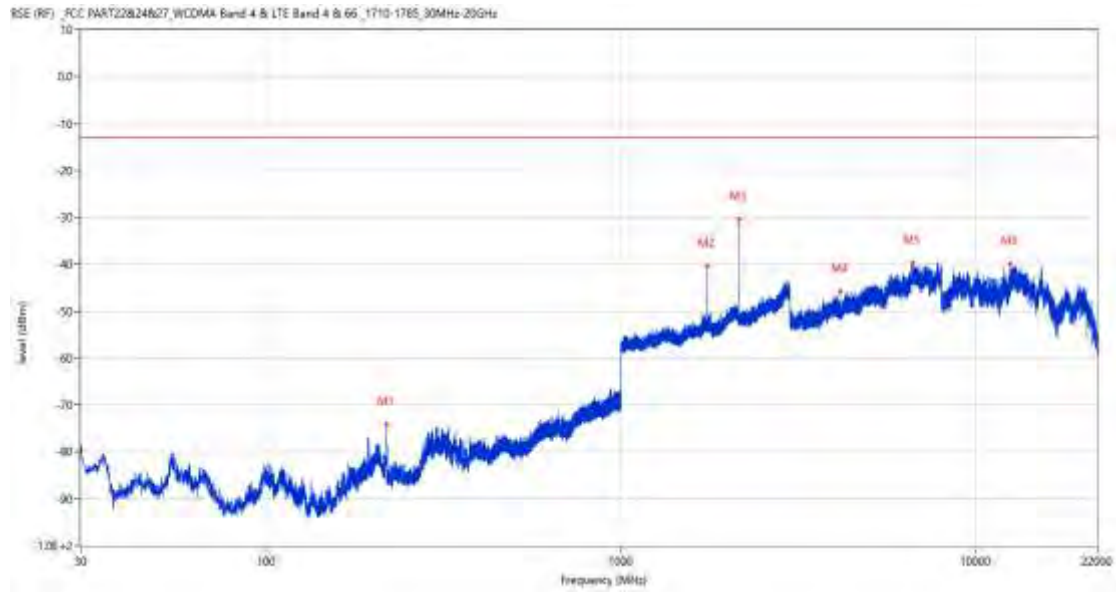
RSE-V&H LTE Band 66 BW1.4 CH132322



Frequency (MHz)	Result (dBm)	Factor (dB)	PK Limit (dBm)	Over Limit (dB)	Table (o)	ANT	EUT	Verdict
34.850	-64.47	-22.99	-13.0	-51.47	24.00	Vertical	Horizontal	Pass
1745.400	-45.51	2.05	-13.0	-32.51	38.00	Vertical	Horizontal	N/A
2145.200	-47.58	3.46	-13.0	-34.58	14.00	Vertical	Horizontal	N/A
3962.250	-47.04	8.62	-13.0	-34.04	254.00	Vertical	Horizontal	Pass
6703.750	-39.48	15.51	-13.0	-26.48	17.00	Vertical	Horizontal	Pass
12503.238	-40.35	15.59	-13.0	-27.35	1.00	Vertical	Horizontal	Pass

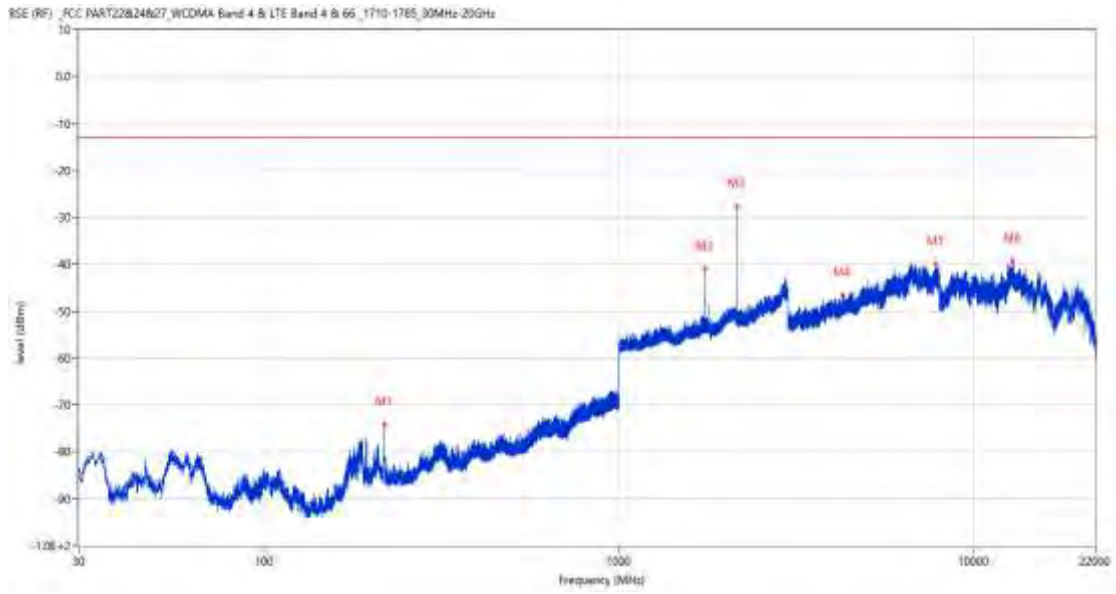
18.2 LTE Band 66 BW3, Middle Channel

RSE-H&H LTE Band 66 BW3 CH132322



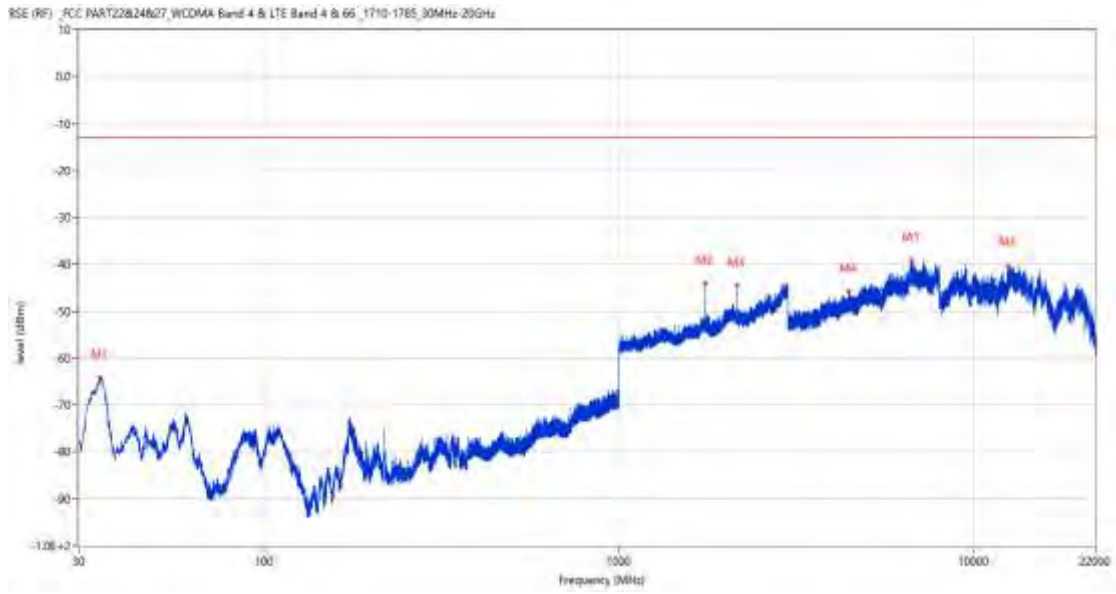
Frequency (MHz)	Result (dBm)	Factor (dB)	PK Limit (dBm)	Over Limit (dB)	Table (o)	ANT	EUT	Verdict
218.180	-74.07	-16.46	-13.0	-61.07	30.00	Horizontal	Horizontal	Pass
1744.700	-40.33	2.05	-13.0	-27.33	32.00	Horizontal	Horizontal	N/A
2145.800	-30.34	3.42	-13.0	-17.34	123.00	Horizontal	Horizontal	N/A
4152.500	-45.77	8.25	-13.0	-32.77	264.00	Horizontal	Horizontal	Pass
6639.750	-39.82	15.07	-13.0	-26.82	146.00	Horizontal	Horizontal	Pass
12499.438	-40.03	15.64	-13.0	-27.03	71.00	Horizontal	Horizontal	Pass

RSE-H&V LTE Band 66 BW3 CH132322



Frequency (MHz)	Result (dBm)	Factor (dB)	PK Limit (dBm)	Over Limit (dB)	Table (o)	ANT	EUT	Verdict
218.180	-74.01	-16.46	-13.0	-61.01	52.00	Horizontal	Vertical	Pass
1744.600	-40.96	2.05	-13.0	-27.96	181.00	Horizontal	Vertical	N/A
2145.300	-27.62	3.44	-13.0	-14.62	130.00	Horizontal	Vertical	N/A
4260.000	-46.61	8.91	-13.0	-33.61	183.00	Horizontal	Vertical	Pass
7807.500	-39.97	16.16	-13.0	-26.97	280.00	Horizontal	Vertical	Pass
12888.287	-39.38	16.43	-13.0	-26.38	64.00	Horizontal	Vertical	Pass

RSE-V&V LTE Band 66 BW3 CH132322



Frequency (MHz)	Result (dBm)	Factor (dB)	PK Limit (dBm)	Over Limit (dB)	Table (o)	ANT	EUT	Verdict
34.462	-64.15	-23.08	-13.0	-51.15	88.00	Vertical	Vertical	Pass
1744.300	-44.05	2.05	-13.0	-31.05	50.00	Vertical	Vertical	N/A
2146.400	-44.45	3.41	-13.0	-31.45	68.00	Vertical	Vertical	N/A
4431.500	-45.76	9.60	-13.0	-32.76	103.00	Vertical	Vertical	Pass
6642.750	-39.09	15.15	-13.0	-26.09	325.00	Vertical	Vertical	Pass
12521.763	-40.25	15.22	-13.0	-27.25	360.00	Vertical	Vertical	Pass

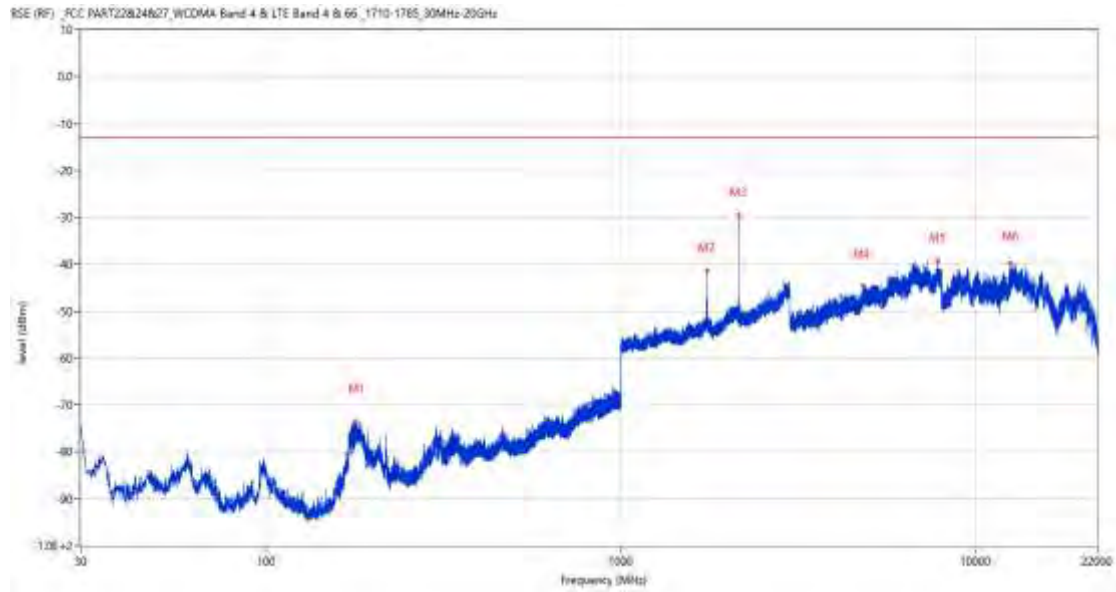
RSE-V&H LTE Band 66 BW3 CH132322



Frequency (MHz)	Result (dBm)	Factor (dB)	PK Limit (dBm)	Over Limit (dB)	Table (o)	ANT	EUT	Verdict
34.898	-59.86	-22.98	-13.0	-46.86	111.00	Vertical	Horizontal	Pass
1744.600	-40.79	2.05	-13.0	-27.79	354.00	Vertical	Horizontal	N/A
2145.600	-28.11	3.41	-13.0	-15.11	118.00	Vertical	Horizontal	N/A
5259.000	-42.55	10.15	-13.0	-29.55	268.00	Vertical	Horizontal	Pass
6926.000	-39.40	14.08	-13.0	-26.40	257.00	Vertical	Horizontal	Pass
12734.325	-39.57	16.17	-13.0	-26.57	129.00	Vertical	Horizontal	Pass

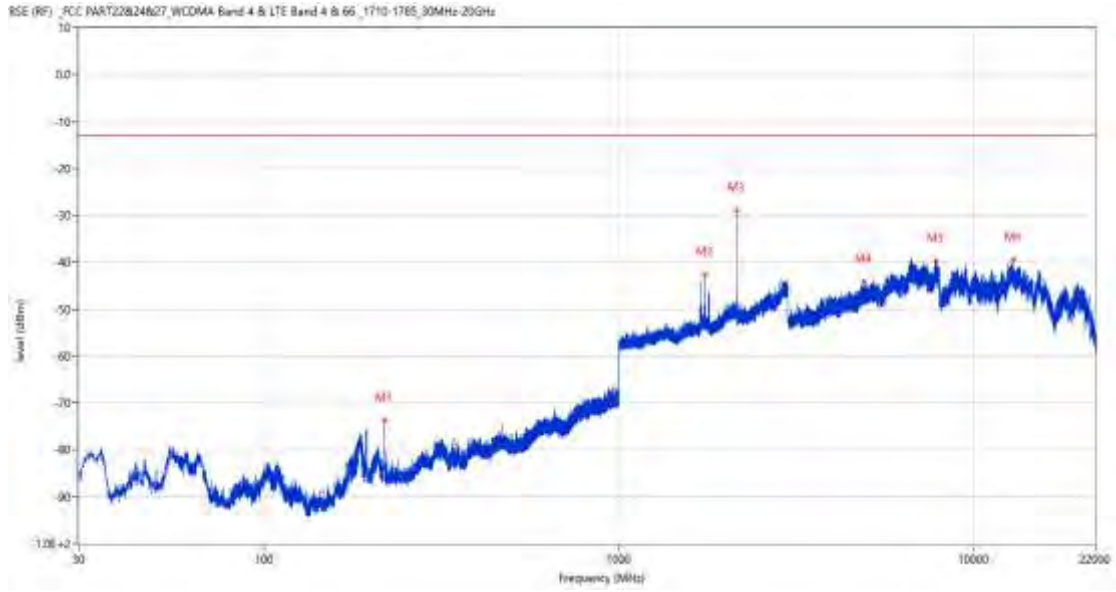
18.3 LTE Band 66 BW5, Middle Channel

RSE-H&H LTE Band 66 BW5 CH132322



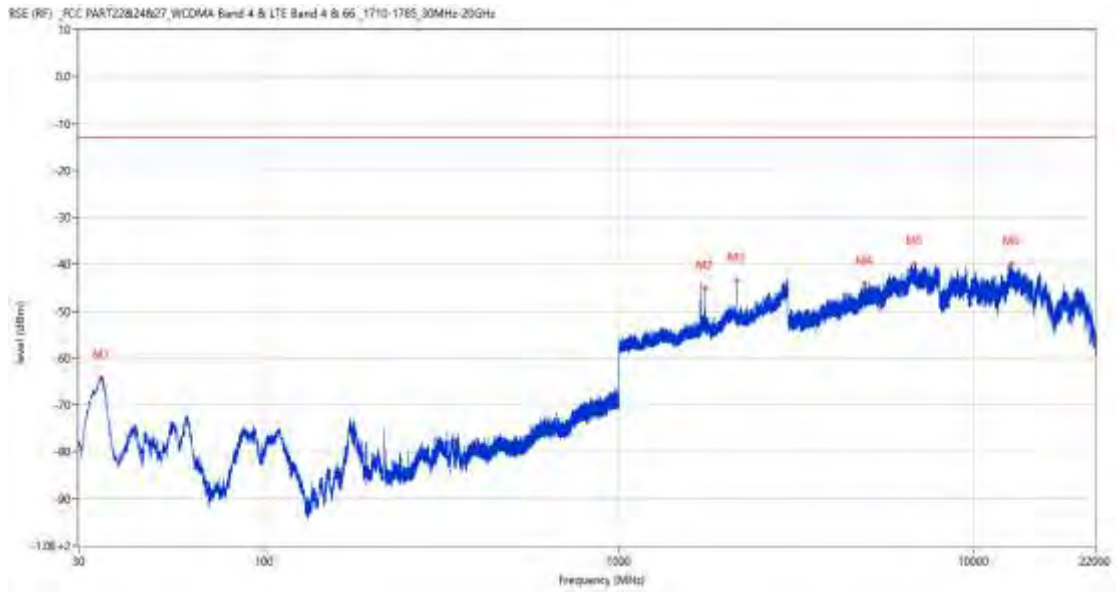
Frequency (MHz)	Result (dBm)	Factor (dB)	PK Limit (dBm)	Over Limit (dB)	Table (o)	ANT	EUT	Verdict
179.040	-73.56	-18.34	-13.0	-60.56	168.00	Horizontal	Horizontal	Pass
1743.600	-41.33	2.05	-13.0	-28.33	350.00	Horizontal	Horizontal	N/A
2146.500	-29.56	3.38	-13.0	-16.56	119.00	Horizontal	Horizontal	N/A
4814.000	-44.43	10.10	-13.0	-31.43	325.00	Horizontal	Horizontal	Pass
7804.000	-39.20	15.95	-13.0	-26.20	251.00	Horizontal	Horizontal	Pass
12498.250	-39.72	15.60	-13.0	-26.72	171.00	Horizontal	Horizontal	Pass

RSE-H&V LTE Band 66 BW5 CH132322



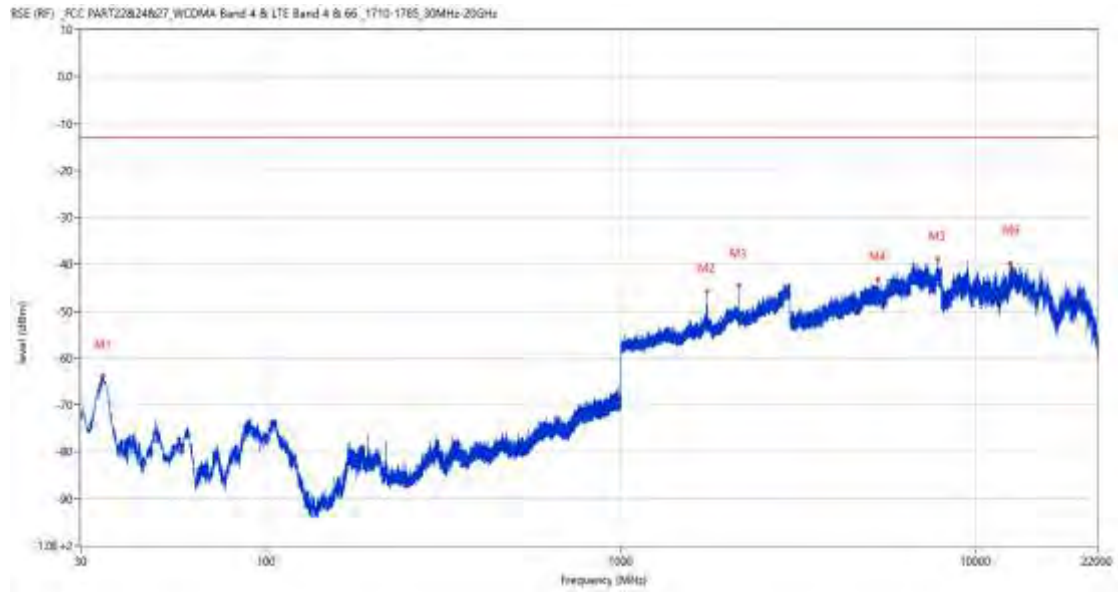
Frequency (MHz)	Result (dBm)	Factor (dB)	PK Limit (dBm)	Over Limit (dB)	Table (o)	ANT	EUT	Verdict
218.228	-73.76	-16.44	-13.0	-60.76	64.00	Horizontal	Vertical	Pass
1743.700	-42.57	2.05	-13.0	-29.57	171.00	Horizontal	Vertical	N/A
2147.400	-29.02	3.18	-13.0	-16.02	127.00	Horizontal	Vertical	N/A
4904.000	-44.16	10.54	-13.0	-31.16	93.00	Horizontal	Vertical	Pass
7837.500	-39.68	15.13	-13.0	-26.68	71.00	Horizontal	Vertical	Pass
12899.849	-39.47	16.76	-13.0	-26.47	11.00	Horizontal	Vertical	Pass

RSE-V&V LTE Band 66 BW5 CH132322



Frequency (MHz)	Result (dBm)	Factor (dB)	PK Limit (dBm)	Over Limit (dB)	Table (o)	ANT	EUT	Verdict
34.753	-64.26	-23.01	-13.0	-51.26	55.00	Vertical	Vertical	Pass
1743.600	-45.20	2.05	-13.0	-32.20	155.00	Vertical	Vertical	N/A
2146.000	-43.51	3.43	-13.0	-30.51	70.00	Vertical	Vertical	N/A
4918.750	-44.14	10.64	-13.0	-31.14	322.00	Vertical	Vertical	Pass
6822.250	-39.98	14.20	-13.0	-26.98	128.00	Vertical	Vertical	Pass
12767.112	-39.97	15.94	-13.0	-26.97	61.00	Vertical	Vertical	Pass

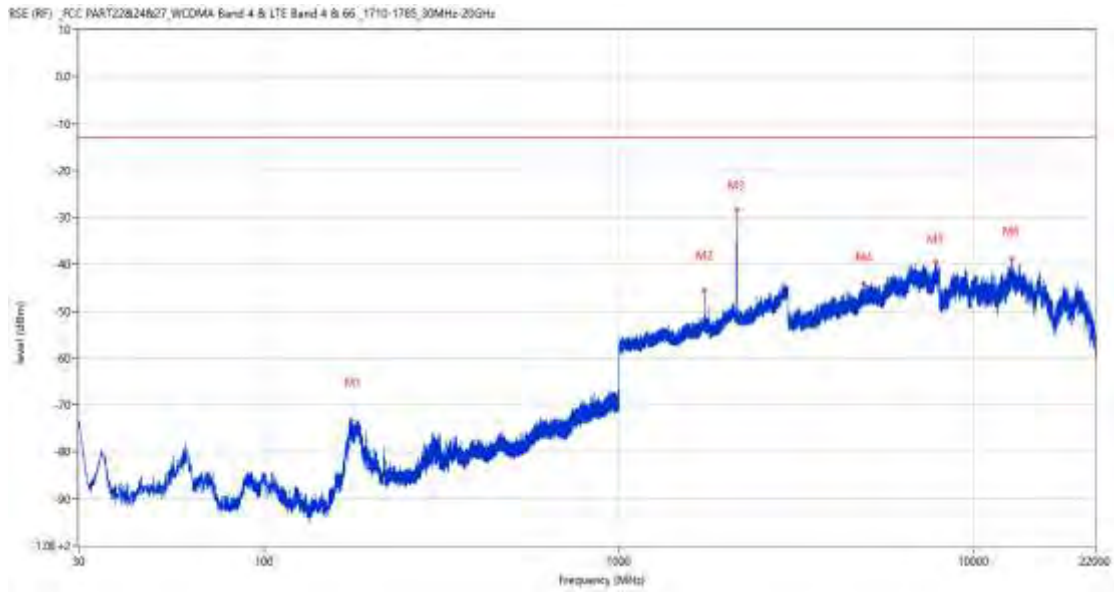
RSE-V&H LTE Band 66 BW5 CH132322



Frequency (MHz)	Result (dBm)	Factor (dB)	PK Limit (dBm)	Over Limit (dB)	Table (o)	ANT	EUT	Verdict
34.656	-63.70	-23.03	-13.0	-50.70	360.00	Vertical	Horizontal	Pass
1743.500	-45.79	2.05	-13.0	-32.79	247.00	Vertical	Horizontal	N/A
2145.100	-44.44	3.48	-13.0	-31.44	67.00	Vertical	Horizontal	N/A
5299.500	-43.14	10.47	-13.0	-30.14	280.00	Vertical	Horizontal	Pass
7810.500	-38.91	16.28	-13.0	-25.91	132.00	Vertical	Horizontal	Pass
12503.950	-39.74	15.58	-13.0	-26.74	0.00	Vertical	Horizontal	Pass

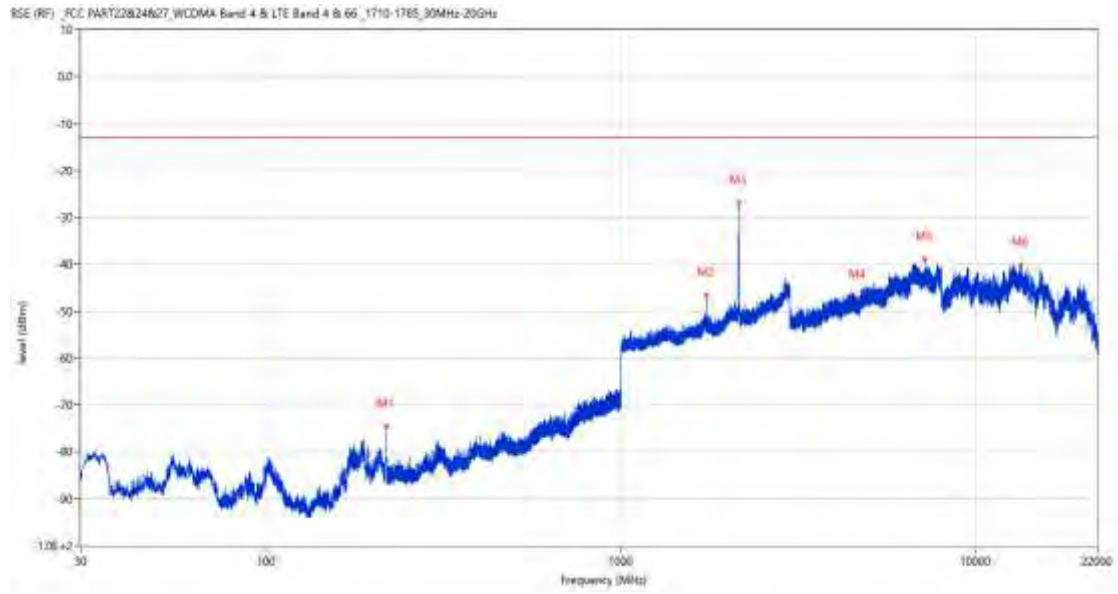
18.4 LTE Band 66 BW10, Middle Channel

RSE-H&H LTE Band 66 BW10 CH132322



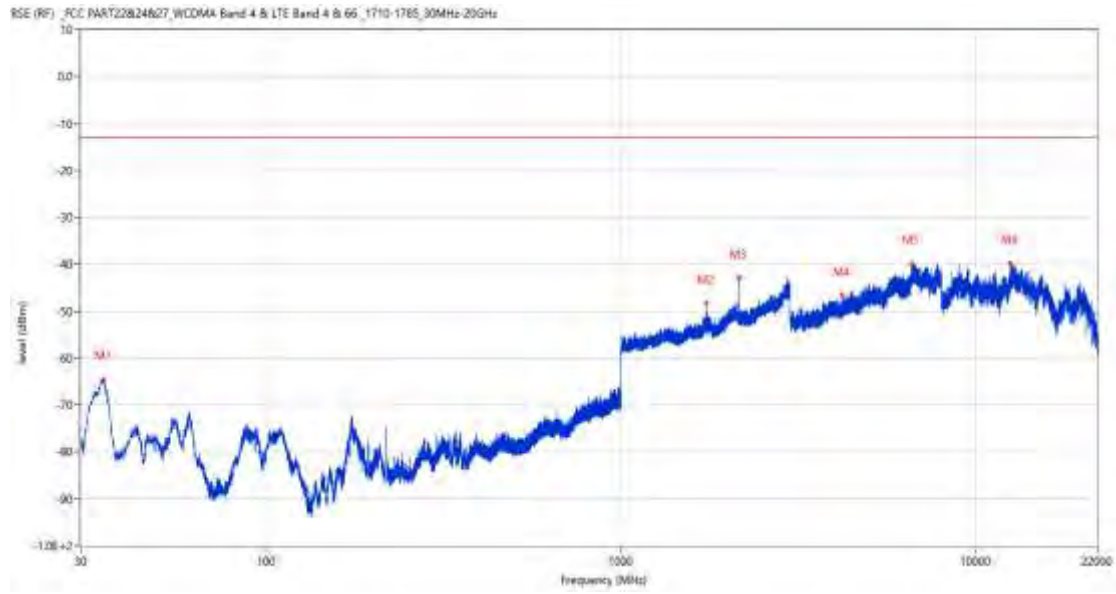
Frequency (MHz)	Result (dBm)	Factor (dB)	PK Limit (dBm)	Over Limit (dB)	Table (o)	ANT	EUT	Verdict
175.548	-73.21	-19.13	-13.0	-60.21	166.00	Horizontal	Horizontal	Pass
1741.500	-45.58	2.04	-13.0	-32.58	329.00	Horizontal	Horizontal	N/A
2141.800	-28.24	3.77	-13.0	-15.24	114.00	Horizontal	Horizontal	N/A
4901.000	-43.99	10.74	-13.0	-30.99	338.00	Horizontal	Horizontal	Pass
7804.250	-39.45	16.00	-13.0	-26.45	338.00	Horizontal	Horizontal	Pass
12762.951	-38.96	15.95	-13.0	-25.96	-2.00	Horizontal	Horizontal	Pass

RSE-H&V LTE Band 66 BW10 CH132322



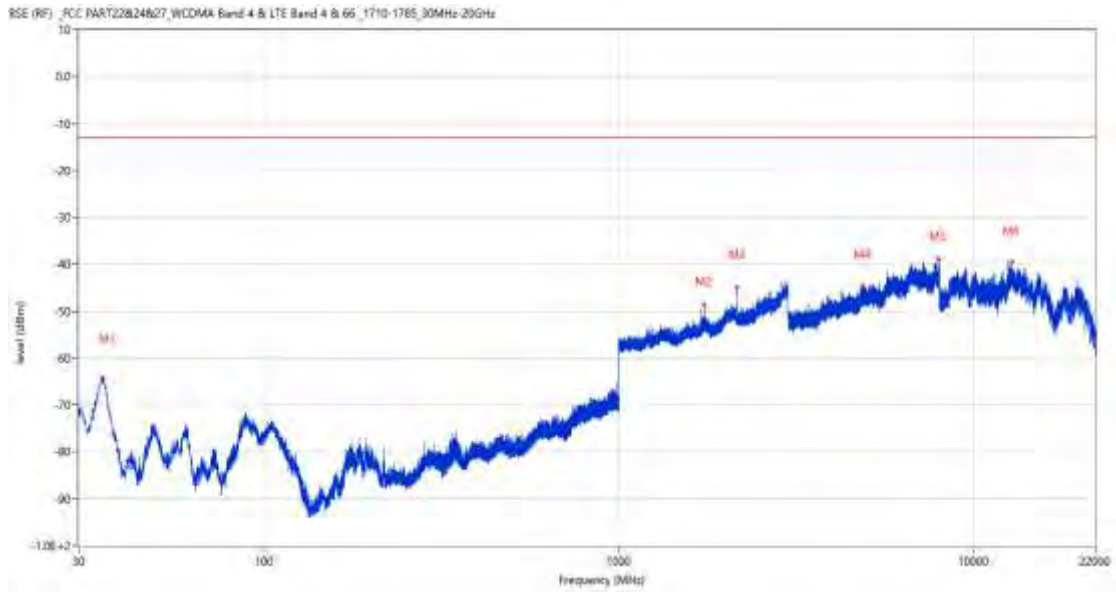
Frequency (MHz)	Result (dBm)	Factor (dB)	PK Limit (dBm)	Over Limit (dB)	Table (o)	ANT	EUT	Verdict
218.132	-74.49	-16.47	-13.0	-61.49	68.00	Horizontal	Vertical	Pass
1741.100	-46.54	2.04	-13.0	-33.54	159.00	Horizontal	Vertical	N/A
2142.700	-26.86	3.65	-13.0	-13.86	129.00	Horizontal	Vertical	N/A
4649.750	-47.09	9.33	-13.0	-34.09	124.00	Horizontal	Vertical	Pass
7185.250	-38.85	14.52	-13.0	-25.85	113.00	Horizontal	Vertical	Pass
13390.562	-40.21	16.32	-13.0	-27.21	25.00	Horizontal	Vertical	Pass

RSE-V&V LTE Band 66 BW10 CH132322



Frequency (MHz)	Result (dBm)	Factor (dB)	PK Limit (dBm)	Over Limit (dB)	Table (o)	ANT	EUT	Verdict
34.753	-64.49	-23.01	-13.0	-51.49	86.00	Vertical	Vertical	Pass
1741.500	-48.28	2.04	-13.0	-35.28	115.00	Vertical	Vertical	N/A
2145.100	-42.82	3.48	-13.0	-29.82	121.00	Vertical	Vertical	N/A
4190.750	-46.49	9.04	-13.0	-33.49	103.00	Vertical	Vertical	Pass
6600.250	-40.00	14.44	-13.0	-27.00	240.00	Vertical	Vertical	Pass
12507.275	-39.73	15.51	-13.0	-26.73	234.00	Vertical	Vertical	Pass

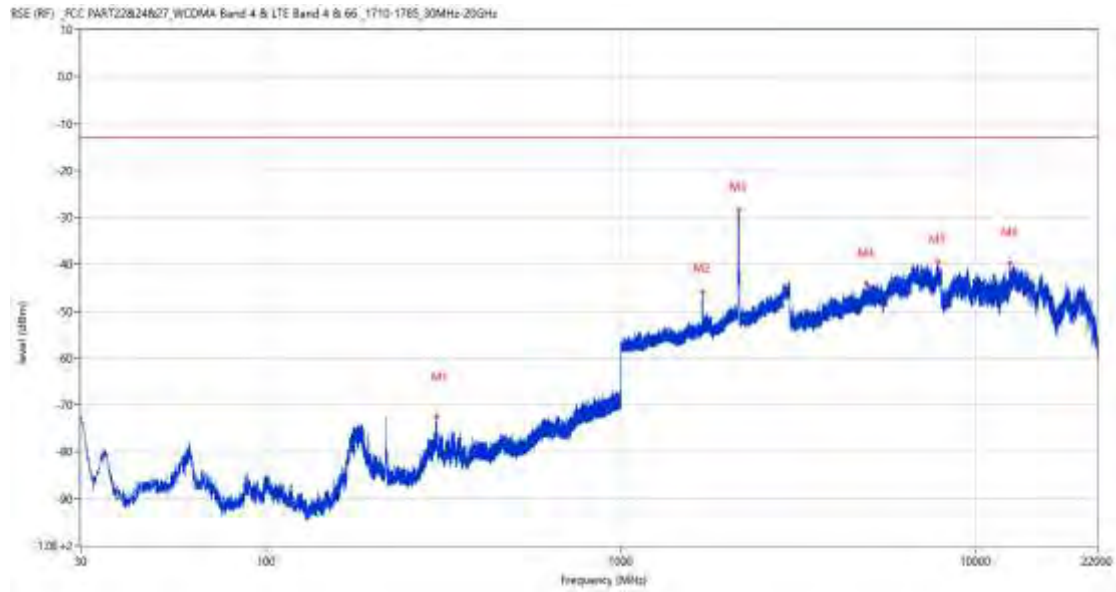
RSE-V&H LTE Band 66 BW10 CH132322



Frequency (MHz)	Result (dBm)	Factor (dB)	PK Limit (dBm)	Over Limit (dB)	Table (o)	ANT	EUT	Verdict
34.947	-64.23	-22.97	-13.0	-51.23	320.00	Vertical	Horizontal	Pass
1741.300	-48.68	2.04	-13.0	-35.68	235.00	Vertical	Horizontal	N/A
2143.200	-44.84	3.63	-13.0	-31.84	22.00	Vertical	Horizontal	N/A
4875.750	-44.42	10.43	-13.0	-31.42	150.00	Vertical	Horizontal	Pass
7968.250	-38.95	14.79	-13.0	-25.95	75.00	Vertical	Horizontal	Pass
12745.250	-39.41	16.05	-13.0	-26.41	239.00	Vertical	Horizontal	Pass

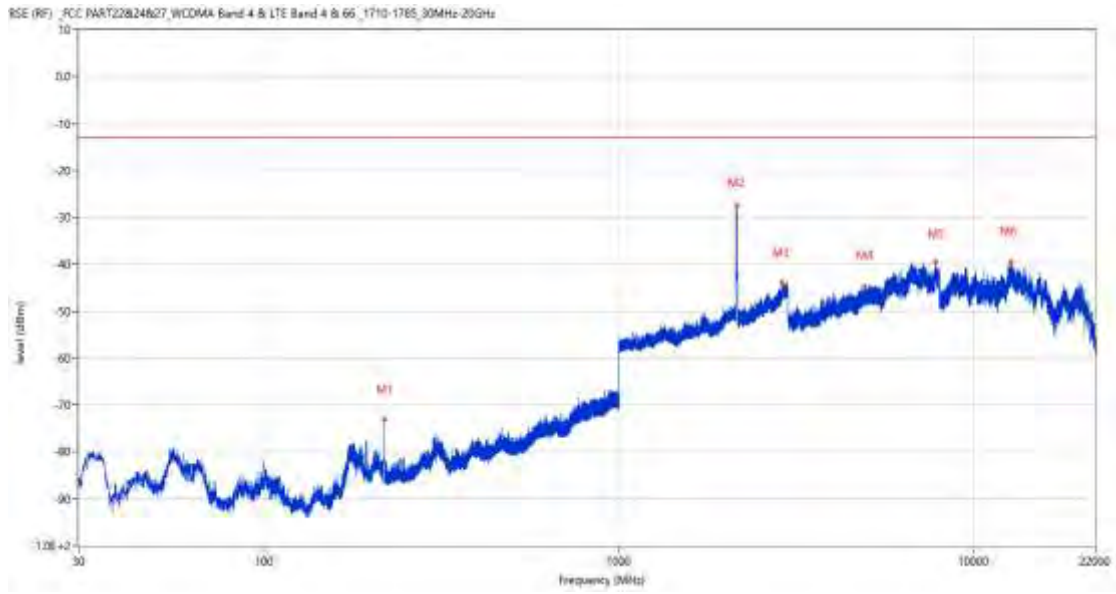
18.5 LTE Band 66 BW15, Middle Channel

RSE-H&H LTE Band 66 BW15 CH132322



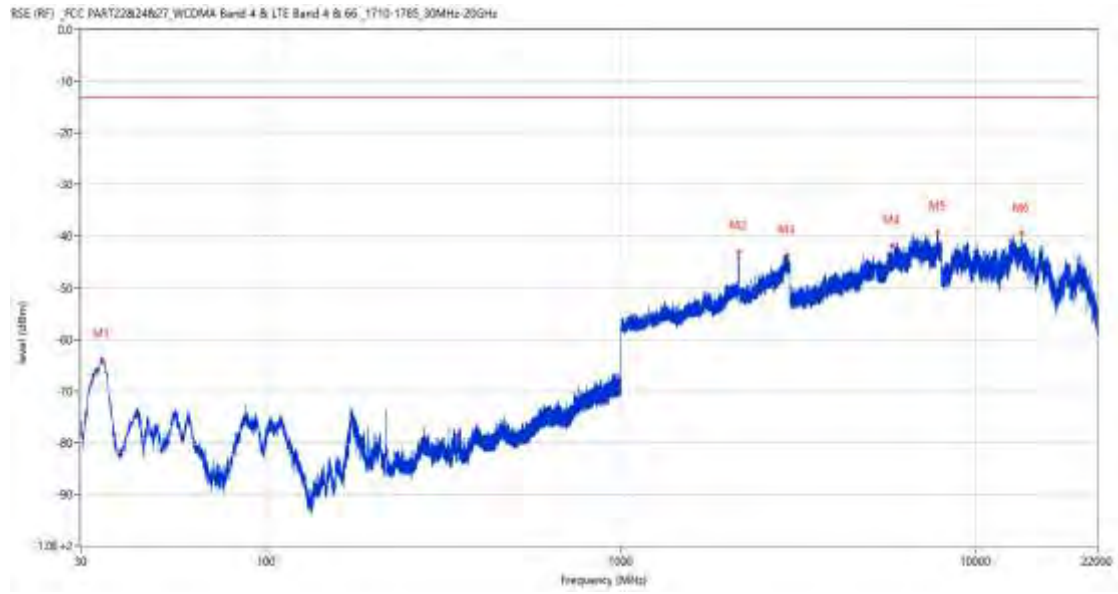
Frequency (MHz)	Result (dBm)	Factor (dB)	PK Limit (dBm)	Over Limit (dB)	Table (o)	ANT	EUT	Verdict
302.328	-72.37	-14.72	-13.0	-59.37	265.00	Horizontal	Horizontal	Pass
1702.200	-45.83	1.96	-13.0	-32.83	305.00	Horizontal	Horizontal	Pass
2142.600	-28.37	3.68	-13.0	-15.37	115.00	Horizontal	Horizontal	N/A
4921.750	-44.11	10.68	-13.0	-31.11	360.00	Horizontal	Horizontal	Pass
7821.250	-39.42	16.13	-13.0	-26.42	81.00	Horizontal	Horizontal	Pass
12511.549	-39.71	15.42	-13.0	-26.71	52.00	Horizontal	Horizontal	Pass

RSE-H&V LTE Band 66 BW15 CH132322



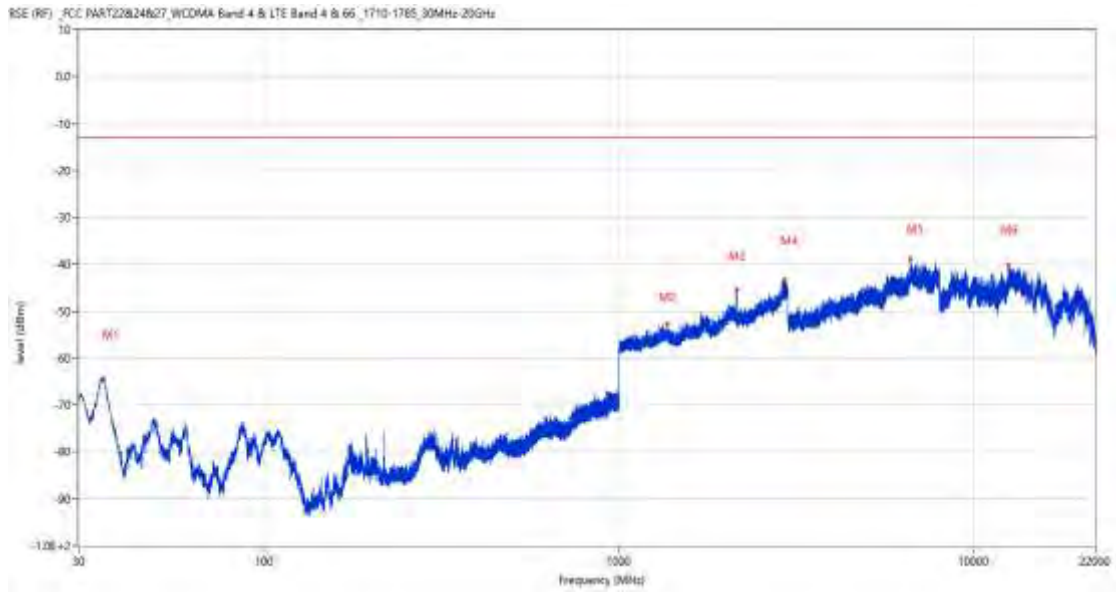
Frequency (MHz)	Result (dBm)	Factor (dB)	PK Limit (dBm)	Over Limit (dB)	Table (o)	ANT	EUT	Verdict
218.083	-73.02	-16.48	-13.0	-60.02	53.00	Horizontal	Vertical	Pass
2142.000	-27.58	3.79	-13.0	-14.58	131.00	Horizontal	Vertical	N/A
2878.400	-43.90	10.45	-13.0	-30.90	319.00	Horizontal	Vertical	Pass
4926.000	-44.67	10.75	-13.0	-31.67	133.00	Horizontal	Vertical	Pass
7803.250	-39.55	15.98	-13.0	-26.55	112.00	Horizontal	Vertical	Pass
12741.450	-39.48	16.09	-13.0	-26.48	141.00	Horizontal	Vertical	Pass

RSE-V&V LTE Band 66 BW15 CH132322



Frequency (MHz)	Result (dBm)	Factor (dB)	PK Limit (dBm)	Over Limit (dB)	Table (o)	ANT	EUT	Verdict
34.316	-63.89	-23.11	-13.0	-50.89	82.00	Vertical	Vertical	Pass
2142.600	-43.00	3.68	-13.0	-30.00	128.00	Vertical	Vertical	N/A
2934.600	-43.68	10.76	-13.0	-30.68	134.00	Vertical	Vertical	Pass
5800.000	-41.89	11.94	-13.0	-28.89	345.00	Vertical	Vertical	Pass
7799.750	-39.26	15.90	-13.0	-26.26	133.00	Vertical	Vertical	Pass
13469.187	-39.27	15.57	-13.0	-26.27	213.00	Vertical	Vertical	Pass

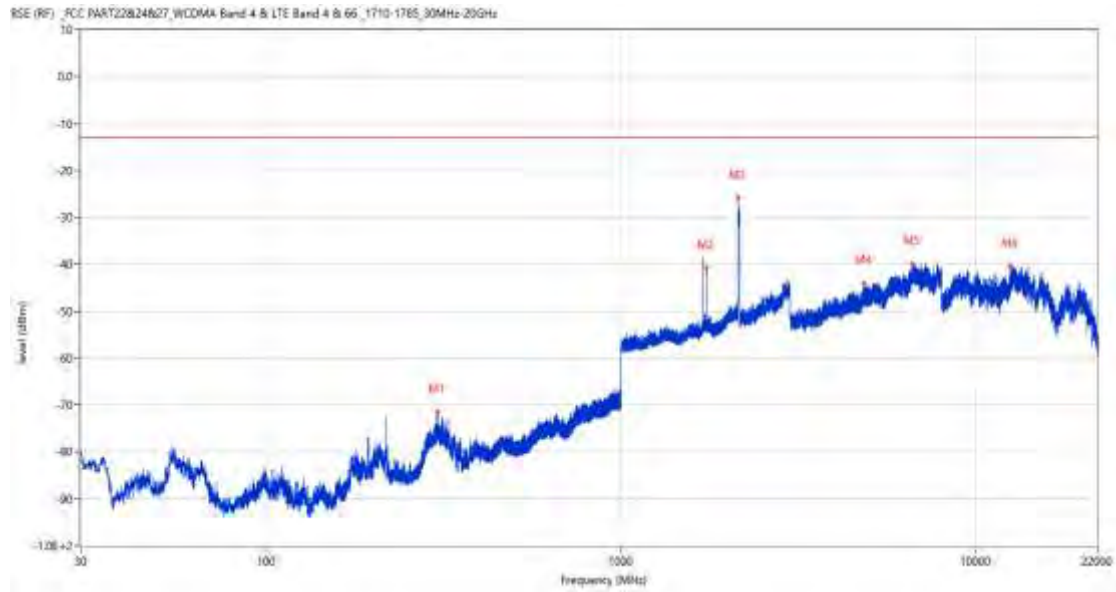
RSE-V&H LTE Band 66 BW15 CH132322



Frequency (MHz)	Result (dBm)	Factor (dB)	PK Limit (dBm)	Over Limit (dB)	Table (o)	ANT	EUT	Verdict
35.286	-64.44	-22.82	-13.0	-51.44	325.00	Vertical	Horizontal	Pass
1369.800	-52.69	-0.04	-13.0	-39.69	92.00	Vertical	Horizontal	Pass
2149.700	-45.38	3.20	-13.0	-32.38	92.00	Vertical	Horizontal	N/A
2922.700	-43.16	11.10	-13.0	-30.16	241.00	Vertical	Horizontal	Pass
6627.750	-38.97	14.80	-13.0	-25.97	360.00	Vertical	Horizontal	Pass
12512.500	-40.19	15.41	-13.0	-27.19	68.00	Vertical	Horizontal	Pass

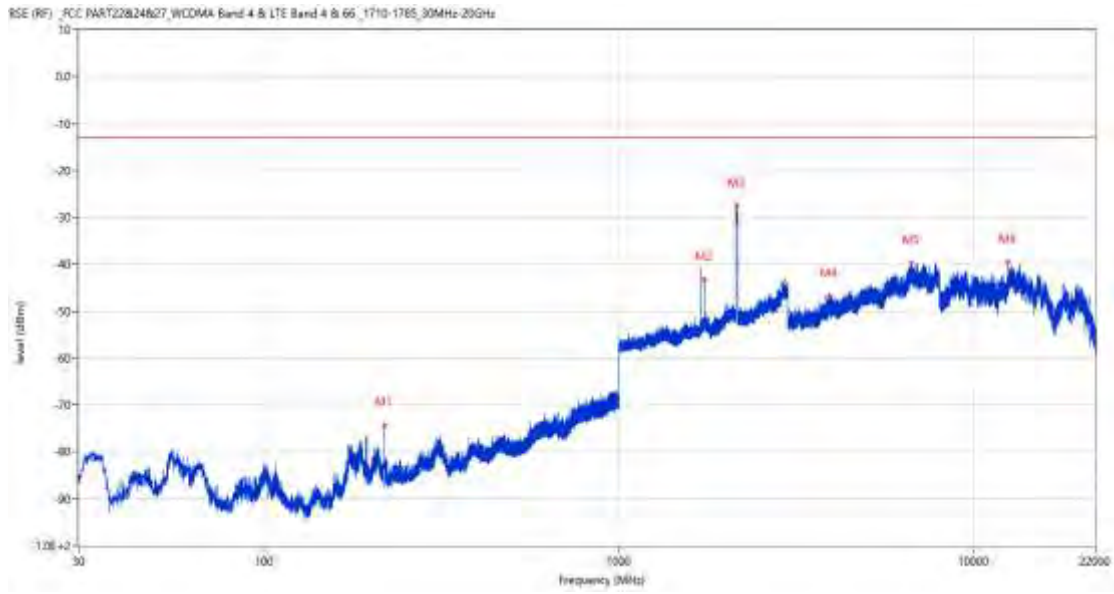
18.6 LTE Band 66 BW20, Middle Channel

RSE-H&H LTE Band 66 BW20 CH132322



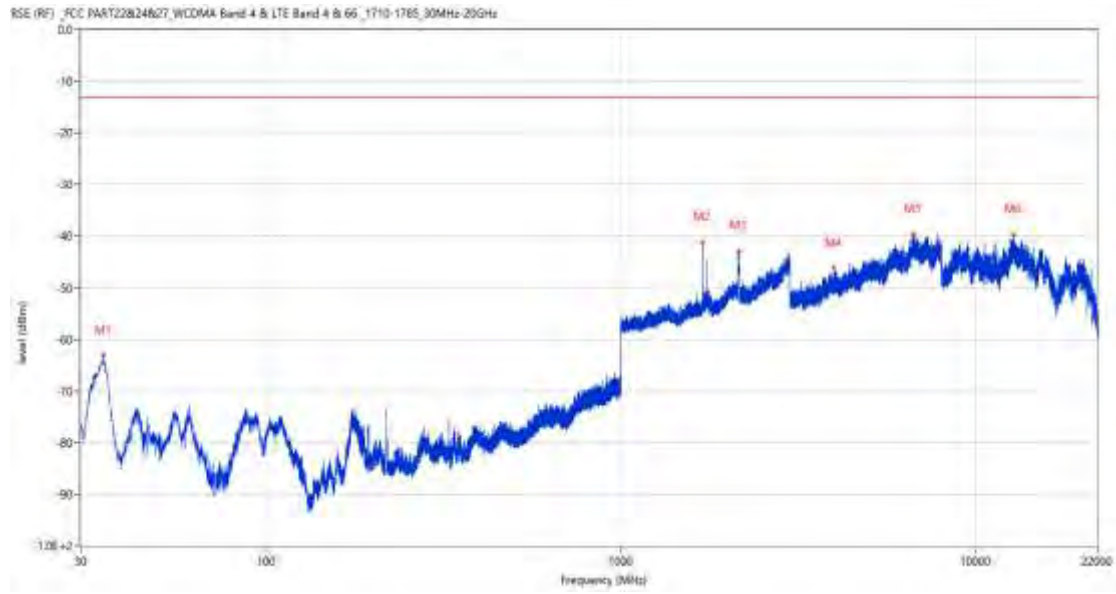
Frequency (MHz)	Result (dBm)	Factor (dB)	PK Limit (dBm)	Over Limit (dB)	Table (o)	ANT	EUT	Verdict
303.103	-71.48	-14.78	-13.0	-58.48	280.00	Horizontal	Horizontal	Pass
1736.700	-40.69	2.03	-13.0	-27.69	319.00	Horizontal	Horizontal	N/A
2138.100	-25.79	3.82	-13.0	-12.79	128.00	Horizontal	Horizontal	N/A
4847.500	-44.11	9.98	-13.0	-31.11	0.00	Horizontal	Horizontal	Pass
6638.000	-40.02	15.03	-13.0	-27.02	279.00	Horizontal	Horizontal	Pass
12499.438	-40.27	15.64	-13.0	-27.27	350.00	Horizontal	Horizontal	Pass

RSE-H&V LTE Band 66 BW20 CH132322



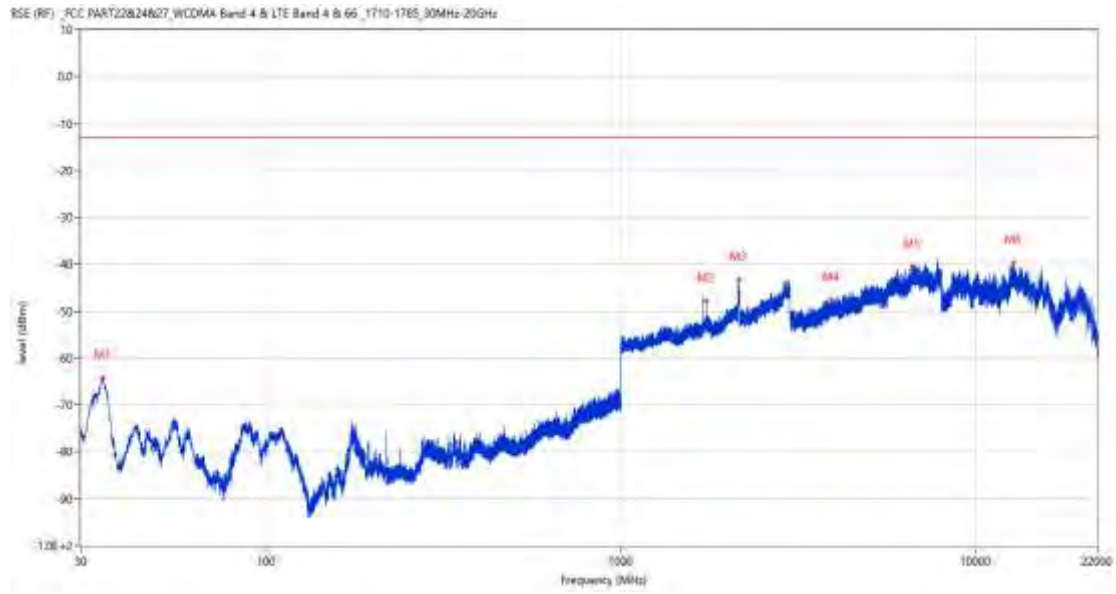
Frequency (MHz)	Result (dBm)	Factor (dB)	PK Limit (dBm)	Over Limit (dB)	Table (o)	ANT	EUT	Verdict
218.326	-74.39	-16.42	-13.0	-61.39	39.00	Horizontal	Vertical	Pass
1736.700	-43.29	2.03	-13.0	-30.29	354.00	Horizontal	Vertical	N/A
2141.400	-27.46	3.74	-13.0	-14.46	120.00	Horizontal	Vertical	N/A
3920.250	-46.78	9.11	-13.0	-33.78	187.00	Horizontal	Vertical	Pass
6646.750	-39.81	15.26	-13.0	-26.81	240.00	Horizontal	Vertical	Pass
12505.850	-39.54	15.54	-13.0	-26.54	228.00	Horizontal	Vertical	Pass

RSE-V&V LTE Band 66 BW20 CH132322



Frequency (MHz)	Result (dBm)	Factor (dB)	PK Limit (dBm)	Over Limit (dB)	Table (o)	ANT	EUT	Verdict
34.801	-63.14	-23.00	-13.0	-50.14	147.00	Vertical	Vertical	Pass
1701.200	-41.31	1.96	-13.0	-28.31	67.00	Vertical	Vertical	N/A
2143.600	-42.85	3.66	-13.0	-29.85	128.00	Vertical	Vertical	N/A
3988.750	-46.22	9.30	-13.0	-33.22	312.00	Vertical	Vertical	Pass
6654.500	-39.73	14.94	-13.0	-26.73	322.00	Vertical	Vertical	Pass
12747.388	-39.75	16.03	-13.0	-26.75	233.00	Vertical	Vertical	Pass

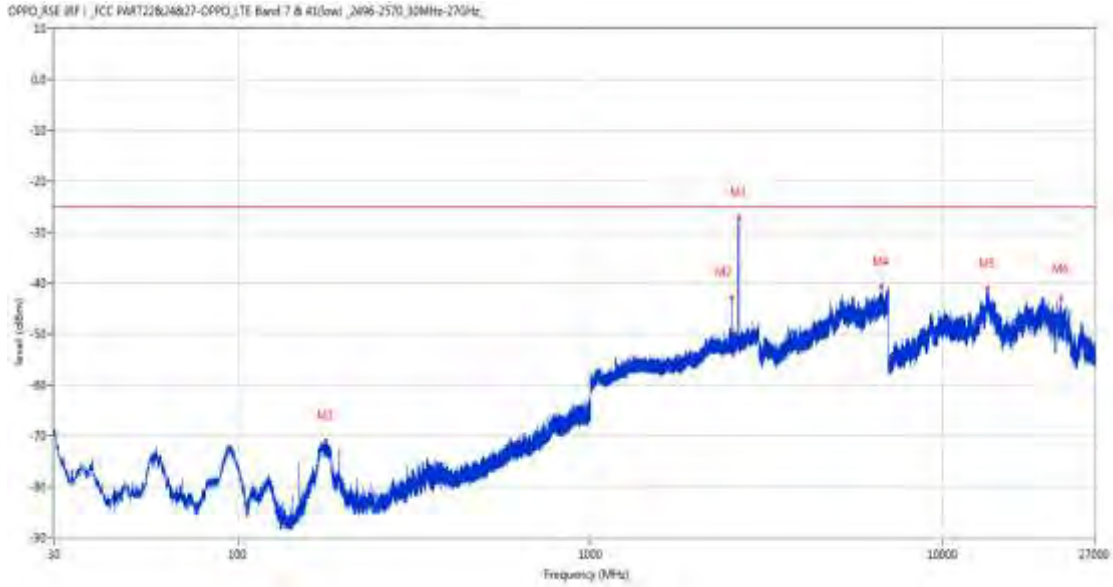
RSE-V&H LTE Band 66 BW20 CH132322



Frequency (MHz)	Result (dBm)	Factor (dB)	PK Limit (dBm)	Over Limit (dB)	Table (o)	ANT	EUT	Verdict
34.656	-64.11	-23.03	-13.0	-51.11	116.00	Vertical	Horizontal	Pass
1736.700	-47.70	2.03	-13.0	-34.70	28.00	Vertical	Horizontal	N/A
2141.300	-43.26	3.73	-13.0	-30.26	120.00	Vertical	Horizontal	N/A
3909.750	-47.53	9.30	-13.0	-34.53	339.00	Vertical	Horizontal	Pass
6621.250	-40.49	14.66	-13.0	-27.49	285.00	Vertical	Horizontal	Pass
12745.487	-39.79	16.05	-13.0	-26.79	51.00	Vertical	Horizontal	Pass

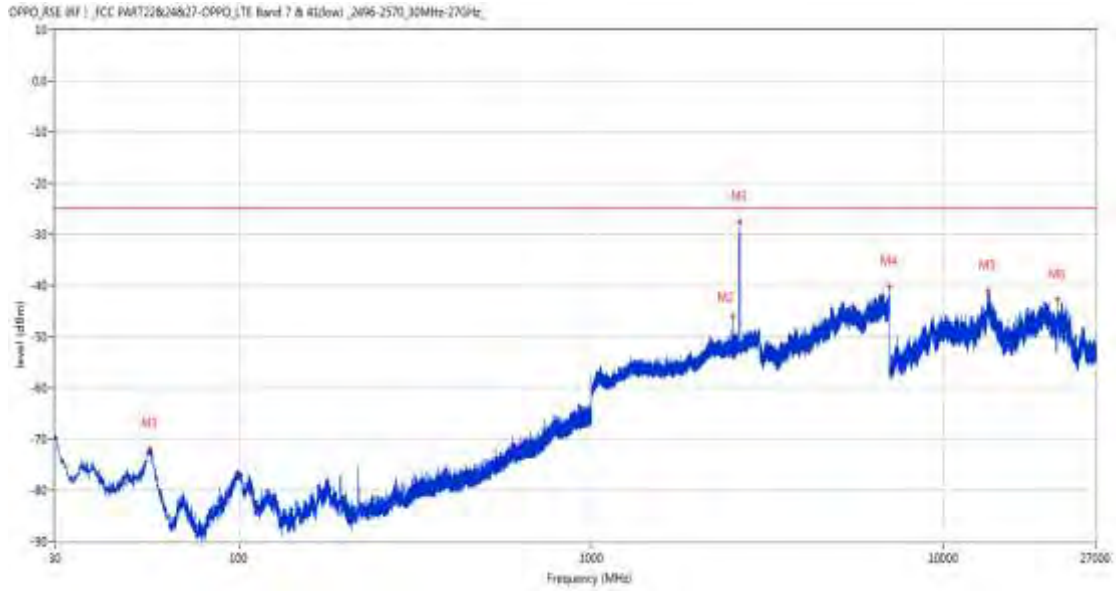
CA
 19 CA_7C
 19.1 CA_7C 20MHz+10MHz, QPSK, Low Channel

RSE-H&H PCC CH20850 BW20 RB1 HIGH QPSK SCC CH20994 BW10 RB1 LOW QPSK



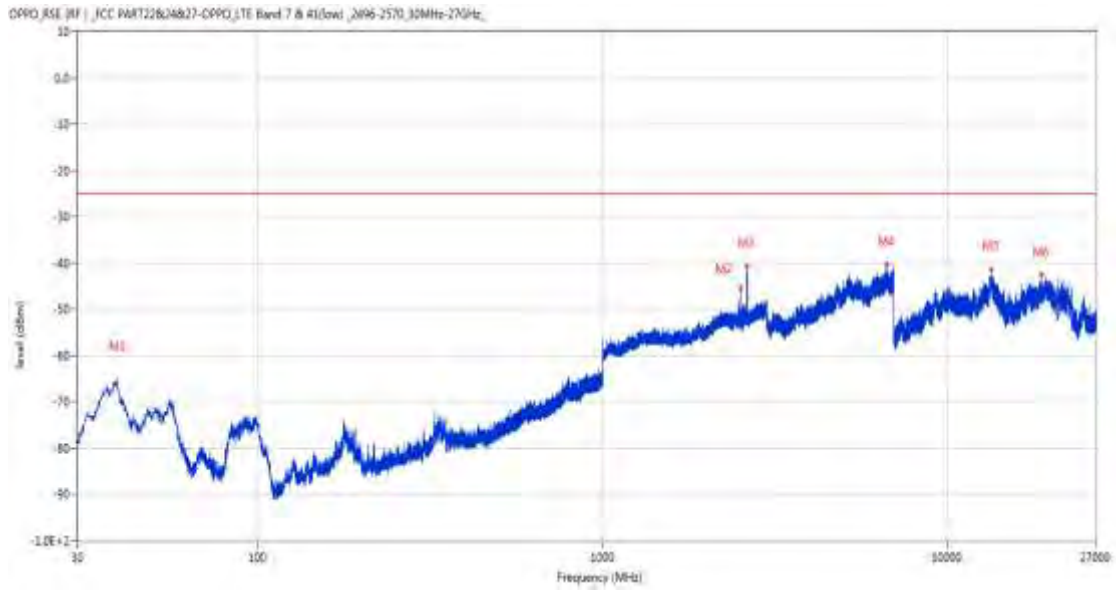
Frequency (MHz)	Result (dBm)	Factor (dB)	PK Limit (dBm)	Over Limit (dB)	Table (o)	ANT	EUT	Verdict
177.294	-71.08	-13.70	-25.0	-46.08	254.00	Horizontal	Horizontal	Pass
2519.700	-42.89	2.72	-25.0	-17.89	141.00	Horizontal	Horizontal	N/A
2632.300	-27.17	2.34	-25.0	-2.17	208.00	Horizontal	Horizontal	N/A
6684.000	-40.70	12.46	-25.0	-15.70	183.00	Horizontal	Horizontal	Pass
13426.725	-41.06	11.09	-25.0	-16.06	72.00	Horizontal	Horizontal	Pass
21604.000	-42.93	14.69	-25.0	-17.93	204.00	Horizontal	Horizontal	Pass

RSE-H&V P PCC CH20850 BW20 RB1 HIGH QPSK SCC CH20994 BW10 RB1 LOW QPSK



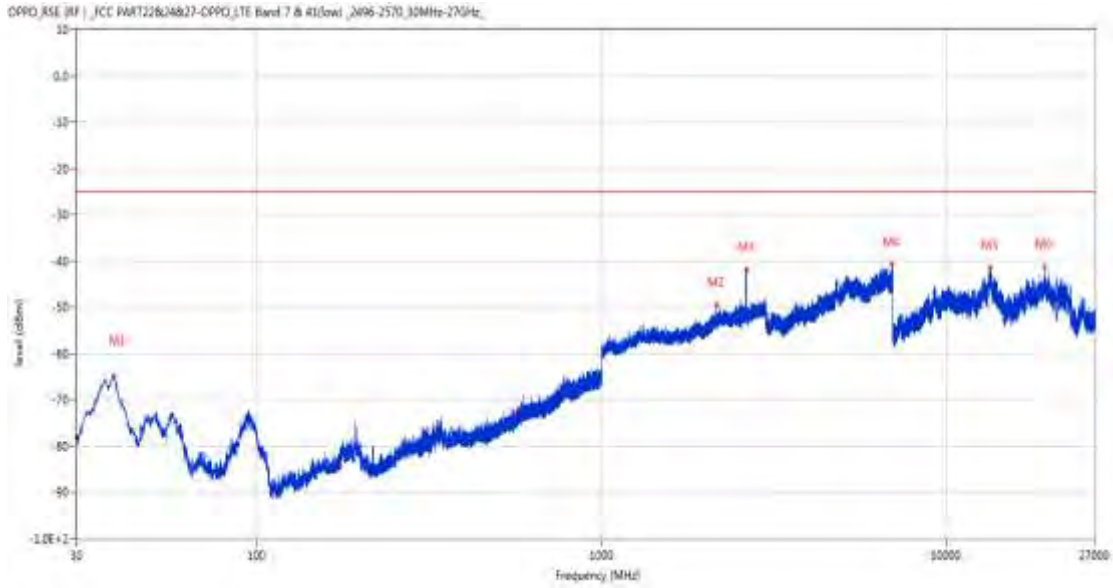
Frequency (MHz)	Result (dBm)	Factor (dB)	PK Limit (dBm)	Over Limit (dB)	Table (o)	ANT	EUT	Verdict
55.802	-71.75	-16.27	-25.0	-46.75	190.00	Horizontal	Vertical	Pass
2519.700	-45.98	2.72	-25.0	-20.98	180.00	Horizontal	Vertical	N/A
2631.900	-27.64	2.30	-25.0	-2.64	119.00	Horizontal	Vertical	N/A
6999.600	-40.26	13.53	-25.0	-15.26	263.00	Horizontal	Vertical	Pass
13361.100	-41.07	10.91	-25.0	-16.07	137.00	Horizontal	Vertical	Pass
21034.801	-42.57	14.51	-25.0	-17.57	362.00	Horizontal	Vertical	Pass

RSE-V&V PCC CH20850 BW20 RB1 HIGH QPSK SCC CH20994 BW10 RB1 LOW QPSK



Frequency (MHz)	Result (dBm)	Factor (dB)	PK Limit (dBm)	Over Limit (dB)	Table (o)	ANT	EUT	Verdict
38.924	-65.90	-18.02	-25.0	-40.90	116.00	Vertical	Vertical	Pass
2519.600	-45.36	2.72	-25.0	-20.36	326.00	Vertical	Vertical	N/A
2623.200	-40.74	2.12	-25.0	-15.74	248.00	Vertical	Vertical	N/A
6692.800	-40.28	12.49	-25.0	-15.28	343.00	Vertical	Vertical	Pass
13471.350	-41.51	11.25	-25.0	-16.51	36.00	Vertical	Vertical	Pass
18744.750	-42.62	12.91	-25.0	-17.62	31.00	Vertical	Vertical	Pass

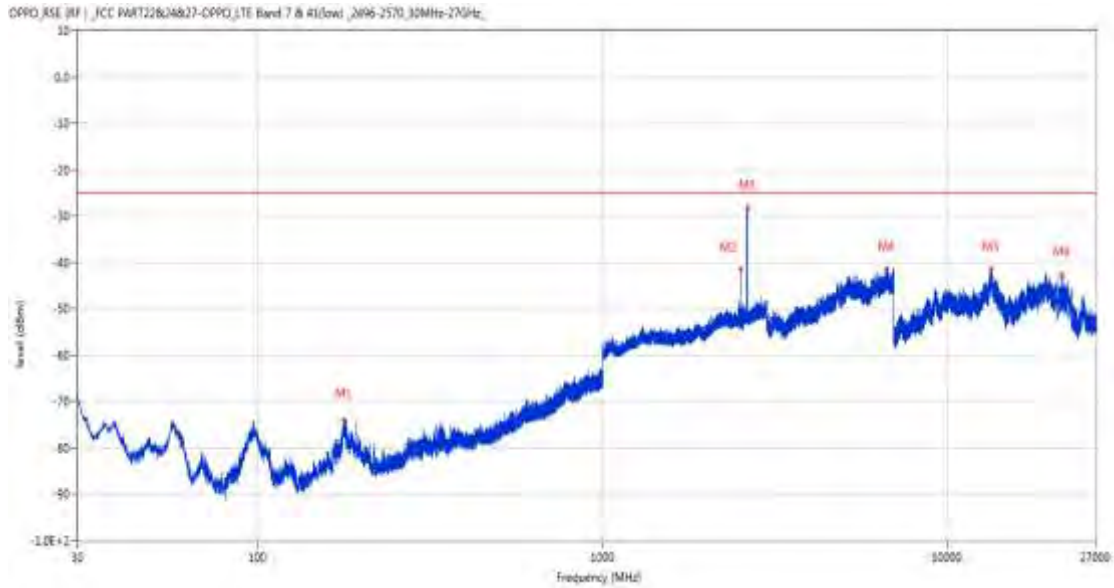
RSE-V&H PCC CH20850 BW20 RB1 HIGH QPSK SCC CH20994 BW10 RB1 LOW QPSK



Frequency (MHz)	Result (dBm)	Factor (dB)	PK Limit (dBm)	Over Limit (dB)	Table (o)	ANT	EUT	Verdict
38.342	-64.71	-17.81	-25.0	-39.71	119.00	Vertical	Horizontal	Pass
2162.500	-49.52	0.71	-25.0	-24.52	250.00	Vertical	Horizontal	Pass
2634.400	-41.96	2.47	-25.0	-16.96	161.00	Vertical	Horizontal	N/A
6966.600	-40.75	13.39	-25.0	-15.75	234.00	Vertical	Horizontal	Pass
13446.150	-41.33	11.43	-25.0	-16.33	159.00	Vertical	Horizontal	Pass
19324.350	-41.27	16.18	-25.0	-16.27	64.00	Vertical	Horizontal	Pass

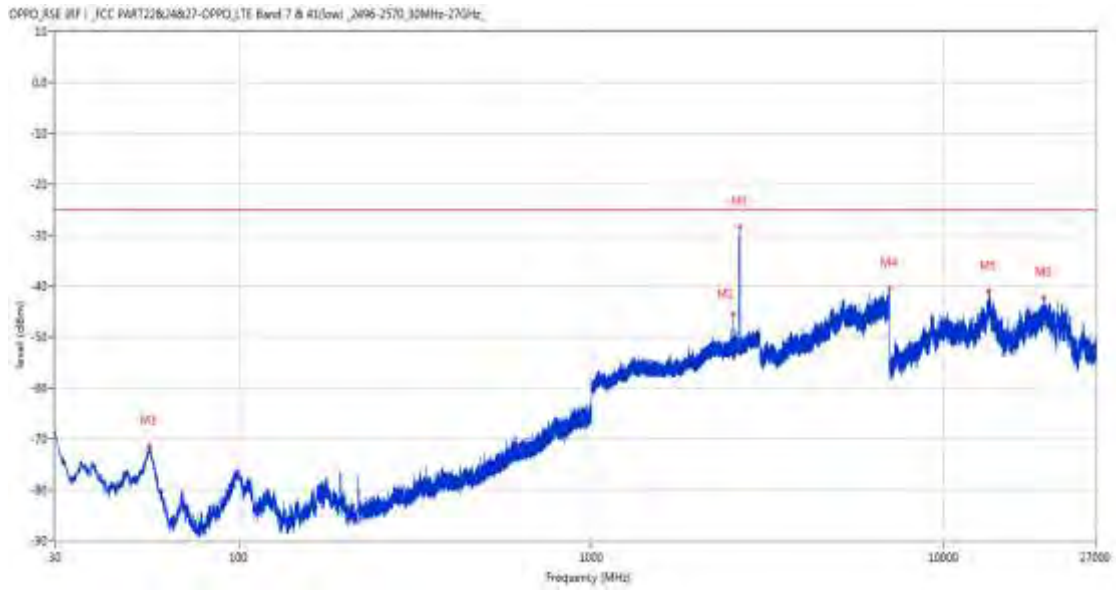
19.2 CA_7C 20MHz+10MHz, 16-QAM, Low Channel

RSE-H&H PCC CH20850 BW/20 RB1 HIGH 16QAM SCC CH20994 BW10 RB1 LOW 16QAM



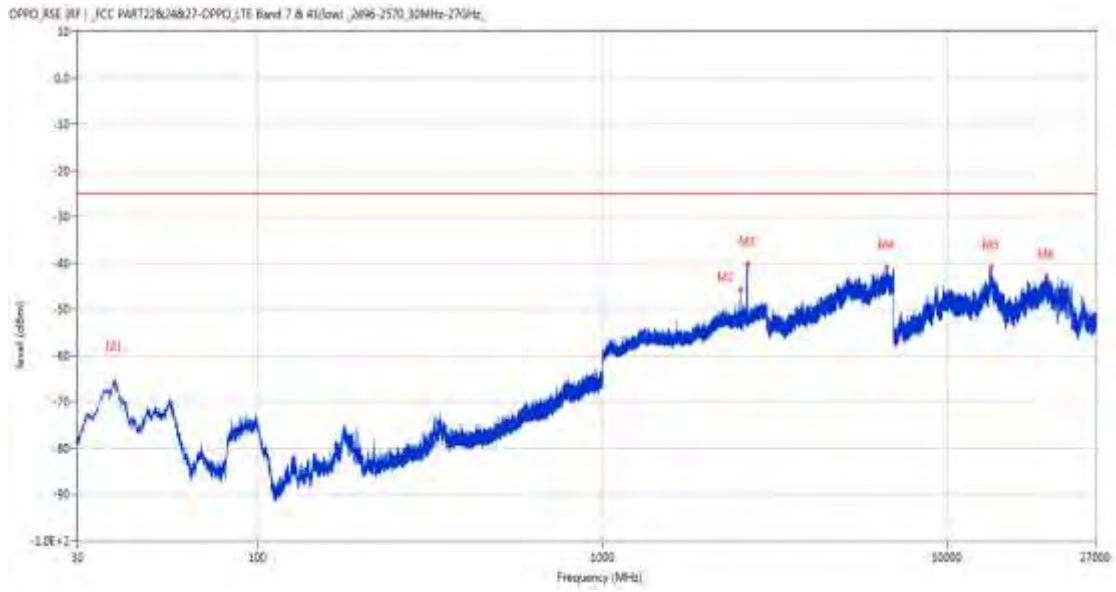
Frequency (MHz)	Result (dBm)	Factor (dB)	PK Limit (dBm)	Over Limit (dB)	Table (o)	ANT	EUT	Verdict
177.294	-74.07	-13.70	-25.0	-49.07	274.00	Horizontal	Horizontal	Pass
2519.600	-41.51	2.72	-25.0	-16.51	138.00	Horizontal	Horizontal	N/A
2633.200	-28.24	2.42	-25.0	-3.24	206.00	Horizontal	Horizontal	N/A
6685.400	-41.41	12.60	-25.0	-16.41	26.00	Horizontal	Horizontal	Pass
13401.787	-41.30	10.72	-25.0	-16.30	344.00	Horizontal	Horizontal	Pass
21619.800	-42.76	14.70	-25.0	-17.76	18.00	Horizontal	Horizontal	Pass

RSE-H&V CH20850 BW20 RB1 HIGH 16QAM SCC CH20994 BW10 RB1 LOW 16QAM



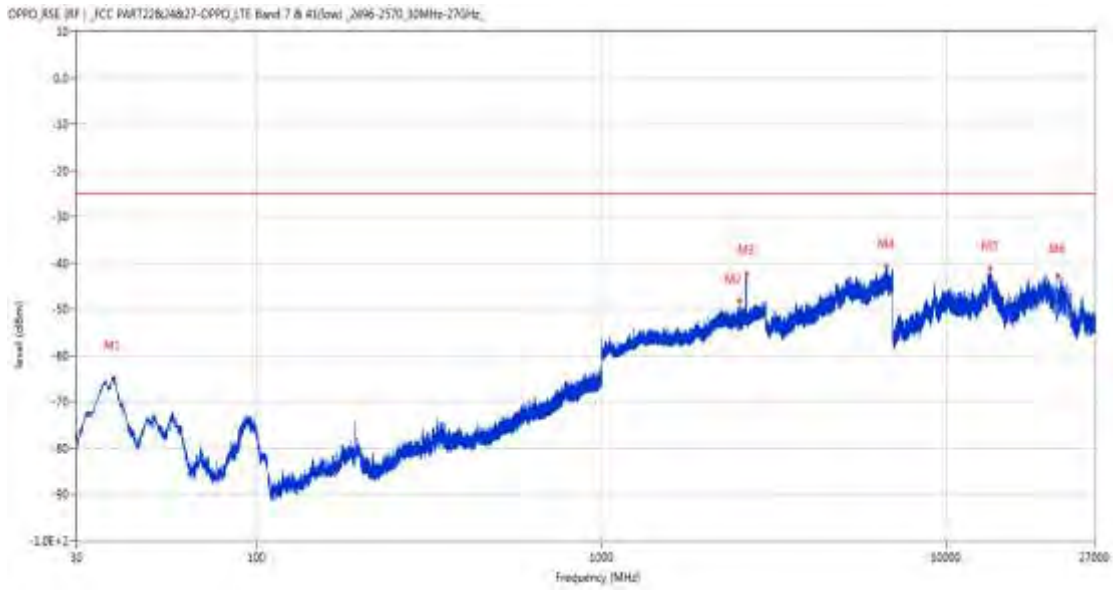
Frequency (MHz)	Result (dBm)	Factor (dB)	PK Limit (dBm)	Over Limit (dB)	Table (o)	ANT	EUT	Verdict
55.559	-71.52	-16.26	-25.0	-46.52	185.00	Horizontal	Vertical	Pass
2519.700	-45.48	2.72	-25.0	-20.48	182.00	Horizontal	Vertical	N/A
2637.600	-28.43	2.22	-25.0	-3.43	111.00	Horizontal	Vertical	N/A
6995.000	-40.49	13.49	-25.0	-15.49	309.00	Horizontal	Vertical	Pass
13410.187	-41.11	10.84	-25.0	-16.11	341.00	Horizontal	Vertical	Pass
19201.499	-42.32	13.99	-25.0	-17.32	263.00	Horizontal	Vertical	Pass

RSE-V&V CH20850 BW20 RB1 HIGH 16QAM SCC CH20994 BW10 RB1 LOW 16QAM



Frequency (MHz)	Result (dBm)	Factor (dB)	PK Limit (dBm)	Over Limit (dB)	Table (o)	ANT	EUT	Verdict
38.439	-65.65	-17.85	-25.0	-40.65	129.00	Vertical	Vertical	Pass
2519.600	-45.66	2.72	-25.0	-20.66	327.00	Vertical	Vertical	N/A
2633.000	-40.34	2.41	-25.0	-15.34	113.00	Vertical	Vertical	N/A
6684.000	-40.94	12.46	-25.0	-15.94	51.00	Vertical	Vertical	Pass
13433.550	-40.95	11.20	-25.0	-15.95	163.00	Vertical	Vertical	Pass
19400.401	-43.03	14.41	-25.0	-18.03	198.00	Vertical	Vertical	Pass

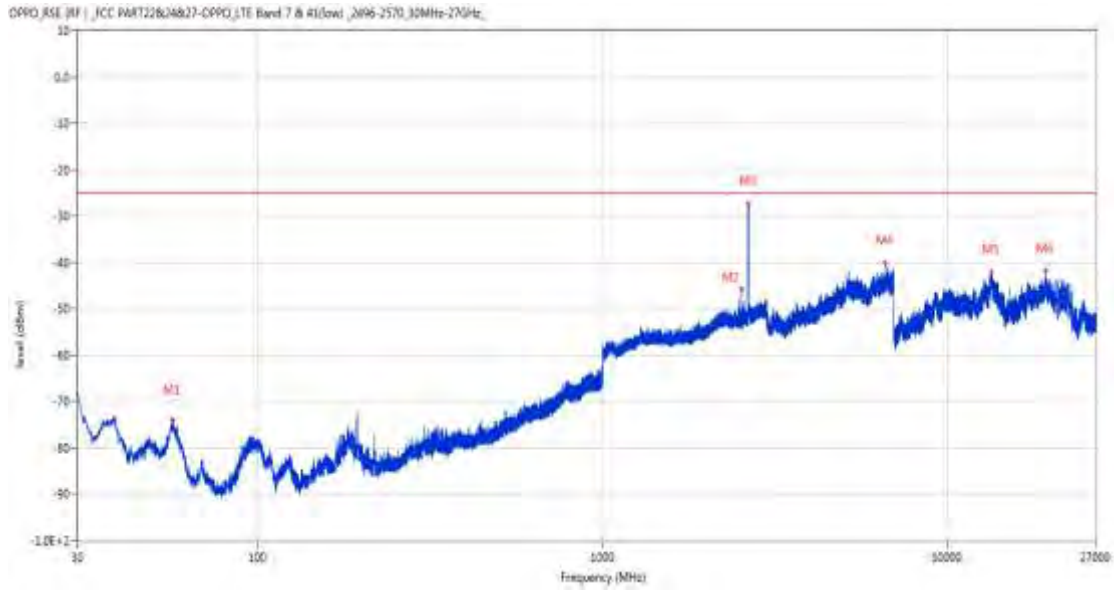
RSE-V&H CH20850 BW20 RB1 HIGH 16QAM SCC CH20994 BW10 RB1 LOW 16QAM



Frequency (MHz)	Result (dBm)	Factor (dB)	PK Limit (dBm)	Over Limit (dB)	Table (o)	ANT	EUT	Verdict
38.439	-65.00	-17.85	-25.0	-40.00	116.00	Vertical	Horizontal	Pass
2519.600	-48.12	2.72	-25.0	-23.12	48.00	Vertical	Horizontal	N/A
2637.000	-42.33	2.27	-25.0	-17.33	166.00	Vertical	Horizontal	N/A
6705.200	-40.85	11.87	-25.0	-15.85	222.00	Vertical	Horizontal	Pass
13440.638	-41.22	11.31	-25.0	-16.22	196.00	Vertical	Horizontal	Pass
21036.599	-42.74	14.51	-25.0	-17.74	278.00	Vertical	Horizontal	Pass

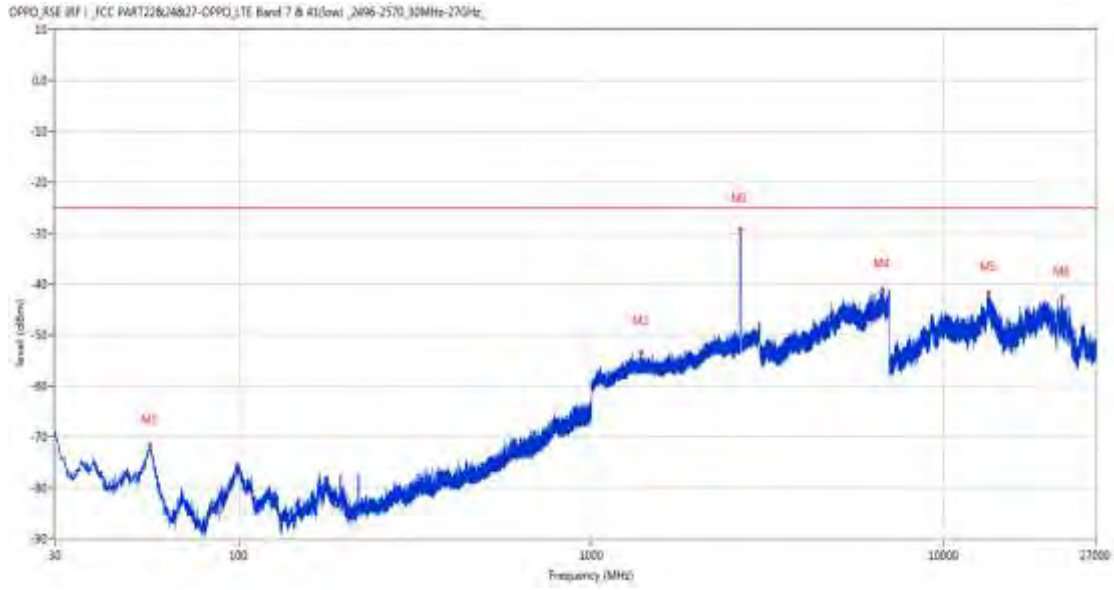
19.3 CA_7C 20MHz+10MHz, QPSK, Middle Channel

RSE-H&H PCC CH21051 BW/20 RB1 HIGH QPSK SCC CH21195 BW/10 RB1 LOW QPSK



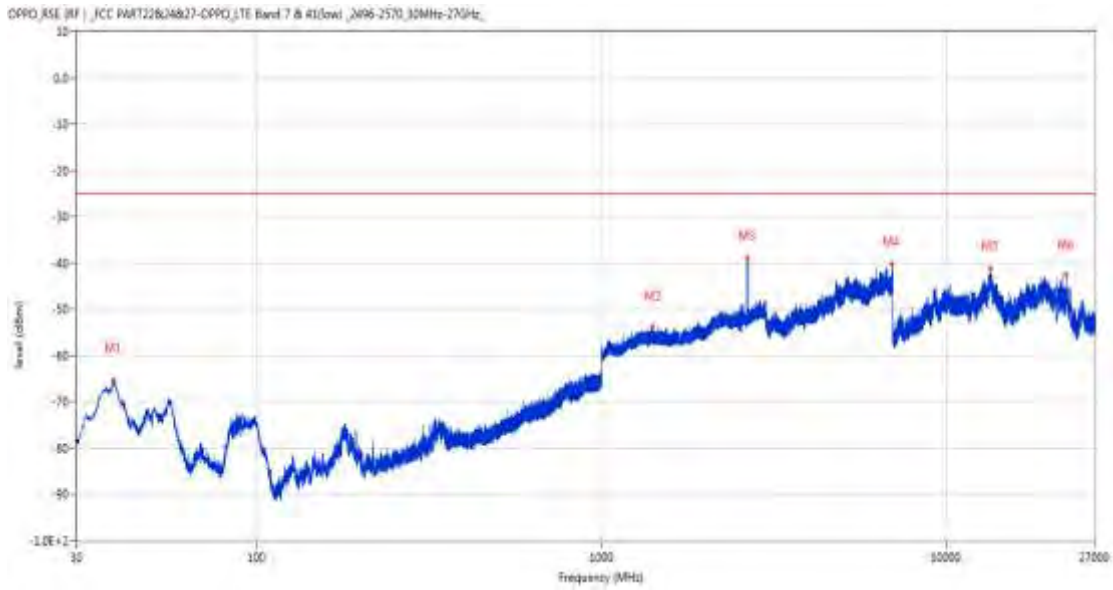
Frequency (MHz)	Result (dBm)	Factor (dB)	PK Limit (dBm)	Over Limit (dB)	Table (o)	ANT	EUT	Verdict
56.627	-73.88	-16.44	-25.0	-48.88	197.00	Horizontal	Horizontal	Pass
2539.800	-45.78	2.94	-25.0	-20.78	144.00	Horizontal	Horizontal	N/A
2650.900	-27.35	2.31	-25.0	-2.35	190.00	Horizontal	Horizontal	N/A
6611.200	-40.13	12.21	-25.0	-15.13	10.00	Horizontal	Horizontal	Pass
13431.975	-42.14	11.17	-25.0	-17.14	362.00	Horizontal	Horizontal	Pass
19339.651	-41.87	15.96	-25.0	-16.87	197.00	Horizontal	Horizontal	Pass

RSE-H&V PCC CH21051 BW20 RB1 HIGH QPSK SCC CH21195 BW10 RB1 LOW QPSK



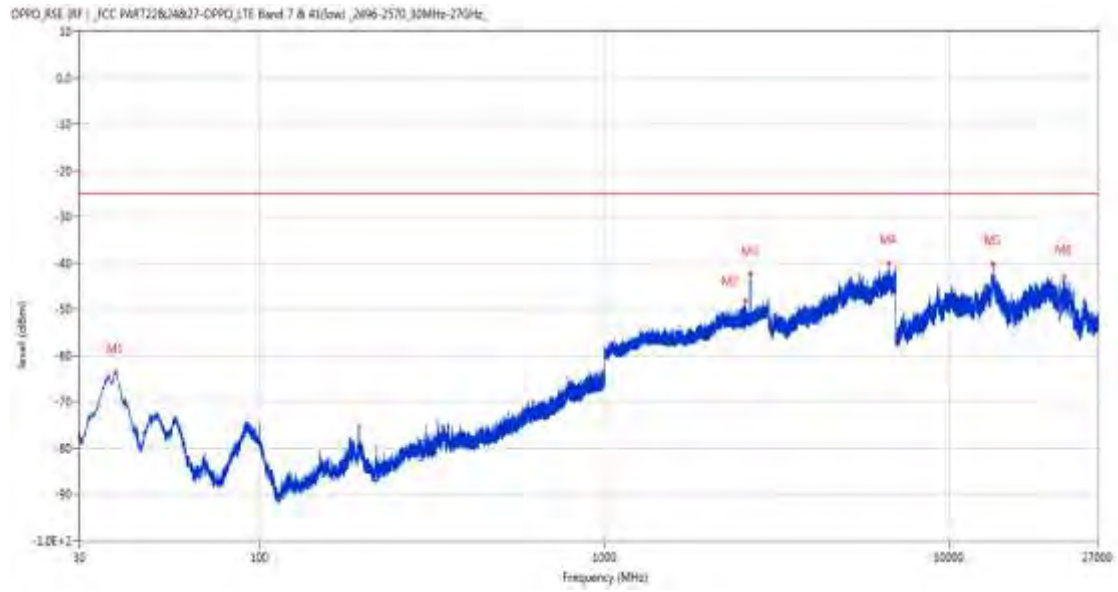
Frequency (MHz)	Result (dBm)	Factor (dB)	PK Limit (dBm)	Over Limit (dB)	Table (o)	ANT	EUT	Verdict
55.899	-71.71	-16.28	-25.0	-46.71	184.00	Horizontal	Vertical	Pass
1382.200	-53.51	-2.63	-25.0	-28.51	249.00	Horizontal	Vertical	Pass
2646.300	-29.20	2.51	-25.0	-4.20	105.00	Horizontal	Vertical	N/A
6684.200	-41.07	12.48	-25.0	-16.07	331.00	Horizontal	Vertical	Pass
13380.525	-41.73	10.84	-25.0	-16.73	-1.00	Horizontal	Vertical	Pass
21605.849	-42.58	14.69	-25.0	-17.58	161.00	Horizontal	Vertical	Pass

RSE-V&V PCC CH21051 BW20 RB1 HIGH QPSK SCC CH21195 BW10 RB1 LOW QPSK



Frequency (MHz)	Result (dBm)	Factor (dB)	PK Limit (dBm)	Over Limit (dB)	Table (o)	ANT	EUT	Verdict
38.342	-65.45	-17.81	-25.0	-40.45	132.00	Vertical	Vertical	Pass
1409.600	-53.76	-2.63	-25.0	-28.76	129.00	Vertical	Vertical	Pass
2647.400	-39.01	2.39	-25.0	-14.01	272.00	Vertical	Vertical	N/A
6975.800	-40.39	13.79	-25.0	-15.39	83.00	Vertical	Vertical	Pass
13456.125	-41.16	11.48	-25.0	-16.16	293.00	Vertical	Vertical	Pass
22352.400	-42.57	14.94	-25.0	-17.57	285.00	Vertical	Vertical	Pass

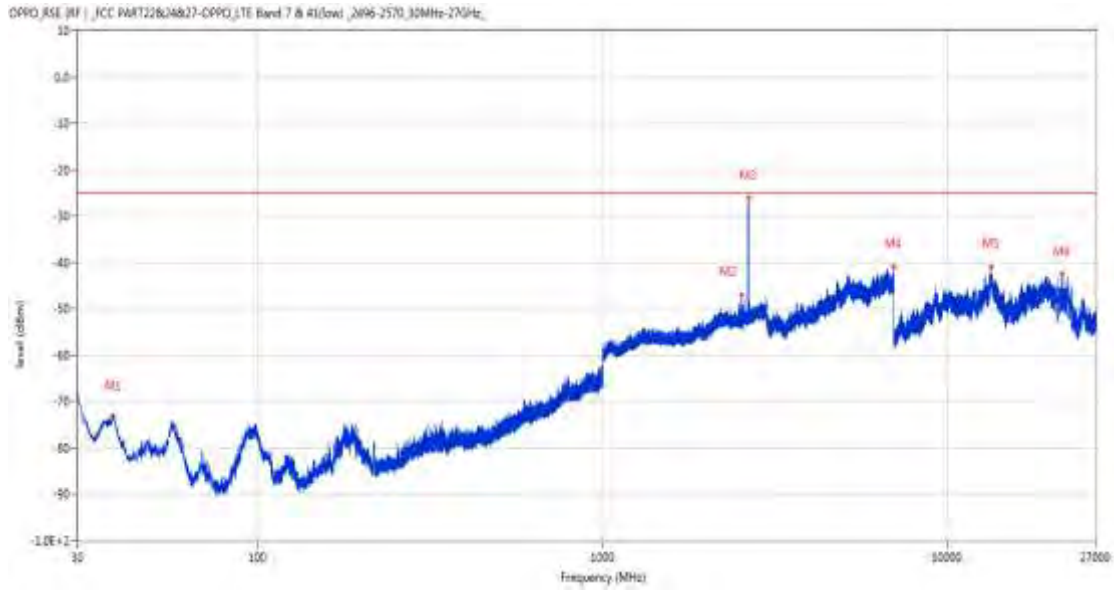
RSE-V&H PCC CH21051 BW20 RB1 HIGH QPSK SCC CH21195 BW10 RB1 LOW QPSK



Frequency (MHz)	Result (dBm)	Factor (dB)	PK Limit (dBm)	Over Limit (dB)	Table (o)	ANT	EUT	Verdict
38.148	-63.67	-17.74	-25.0	-38.67	137.00	Vertical	Horizontal	Pass
2564.500	-48.03	3.22	-25.0	-23.03	137.00	Vertical	Horizontal	Pass
2658.700	-42.41	2.44	-25.0	-17.41	149.00	Vertical	Horizontal	N/A
6677.800	-40.01	12.09	-25.0	-15.01	166.00	Vertical	Horizontal	Pass
13435.388	-40.23	11.23	-25.0	-15.23	241.00	Vertical	Horizontal	Pass
21609.449	-42.92	14.69	-25.0	-17.92	361.00	Vertical	Horizontal	Pass

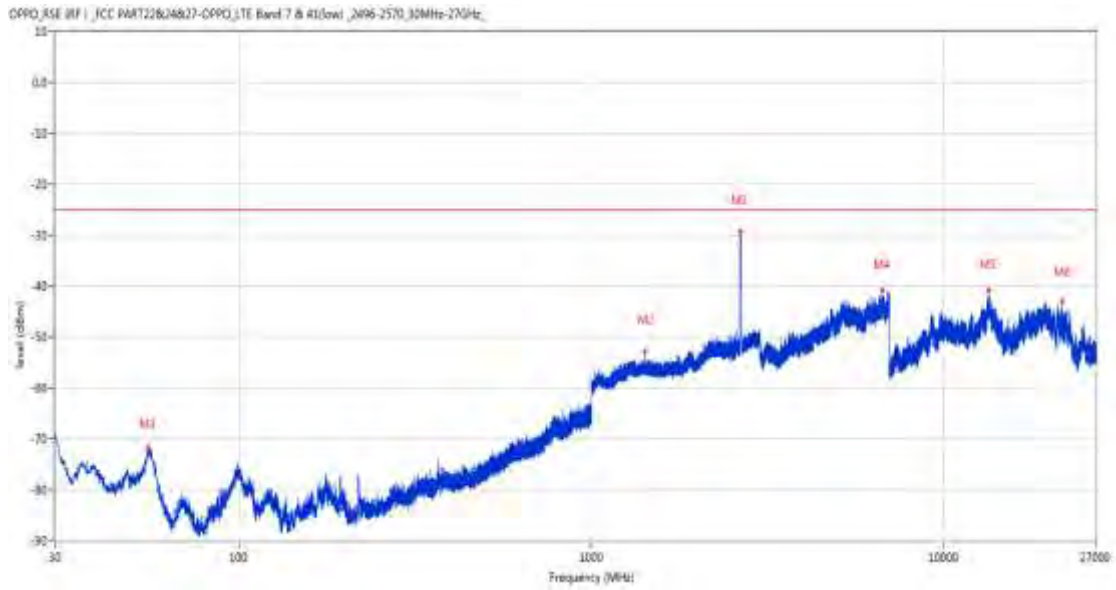
19.4 CA_7C 20MHz+10MHz, 16-QAM, Middle Channel

RSE-H&H PCC CH21051 BW/20 RB1 HIGH 16QAM SCC CH21195 BW/10 RB1 LOW 16QAM



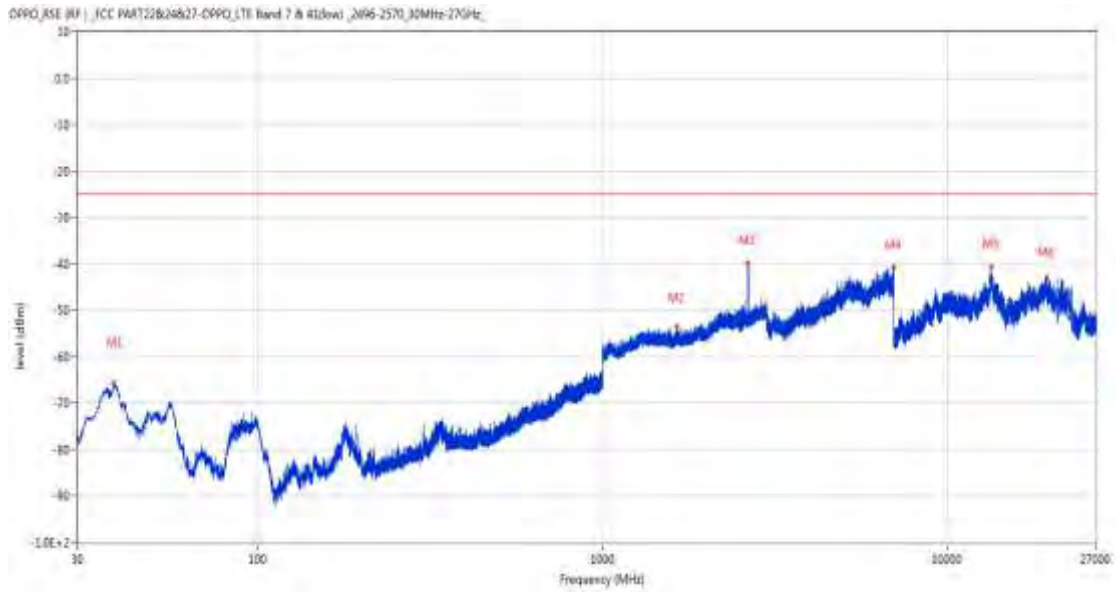
Frequency (MHz)	Result (dBm)	Factor (dB)	PK Limit (dBm)	Over Limit (dB)	Table (o)	ANT	EUT	Verdict
37.954	-73.09	-17.67	-25.0	-48.09	208.00	Horizontal	Horizontal	Pass
2539.400	-47.04	2.93	-25.0	-22.04	148.00	Horizontal	Horizontal	N/A
2658.100	-26.09	2.40	-25.0	-1.09	201.00	Horizontal	Horizontal	N/A
6988.600	-40.97	13.47	-25.0	-15.97	147.00	Horizontal	Horizontal	Pass
13421.475	-41.04	11.00	-25.0	-16.04	0.00	Horizontal	Horizontal	Pass
21610.351	-42.59	14.70	-25.0	-17.59	347.00	Horizontal	Horizontal	Pass

RSE-H&V PCC CH21051 BW20 RB1 HIGH 16QAM SCC CH21195 BW10 RB1 LOW 16QAM



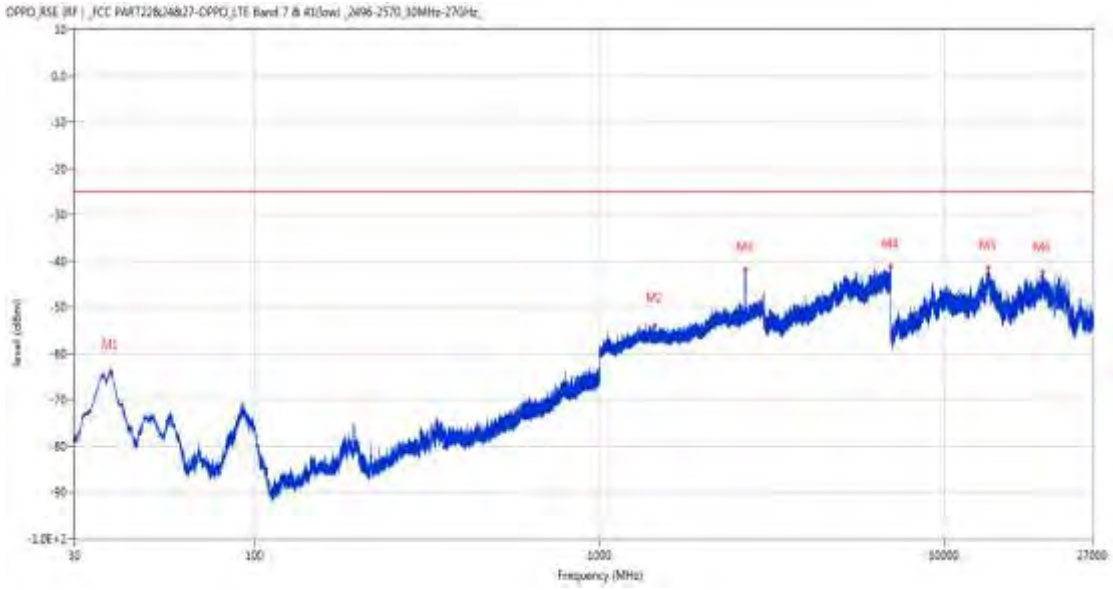
Frequency (MHz)	Result (dBm)	Factor (dB)	PK Limit (dBm)	Over Limit (dB)	Table (o)	ANT	EUT	Verdict
55.220	-71.80	-16.27	-25.0	-46.80	201.00	Horizontal	Vertical	Pass
1416.200	-52.92	-2.62	-25.0	-27.92	302.00	Horizontal	Vertical	Pass
2653.400	-29.16	2.33	-25.0	-4.16	110.00	Horizontal	Vertical	N/A
6681.200	-40.78	12.22	-25.0	-15.78	327.00	Horizontal	Vertical	Pass
13409.401	-40.90	10.83	-25.0	-15.90	0.00	Horizontal	Vertical	Pass
21614.850	-42.88	14.70	-25.0	-17.88	94.00	Horizontal	Vertical	Pass

RSE-V&V PCC CH21051 BW20 RB1 HIGH 16QAM SCC CH21195 BW10 RB1 LOW 16QAM



Frequency (MHz)	Result (dBm)	Factor (dB)	PK Limit (dBm)	Over Limit (dB)	Table (o)	ANT	EUT	Verdict
38.197	-65.71	-17.76	-25.0	-40.71	141.00	Vertical	Vertical	Pass
1647.300	-53.46	-2.56	-25.0	-28.46	152.00	Vertical	Vertical	Pass
2645.300	-39.84	2.54	-25.0	-14.84	243.00	Vertical	Vertical	N/A
6995.400	-40.80	13.47	-25.0	-15.80	359.00	Vertical	Vertical	Pass
13423.575	-40.77	11.04	-25.0	-15.77	200.00	Vertical	Vertical	Pass
19408.050	-42.98	14.34	-25.0	-17.98	320.00	Vertical	Vertical	Pass

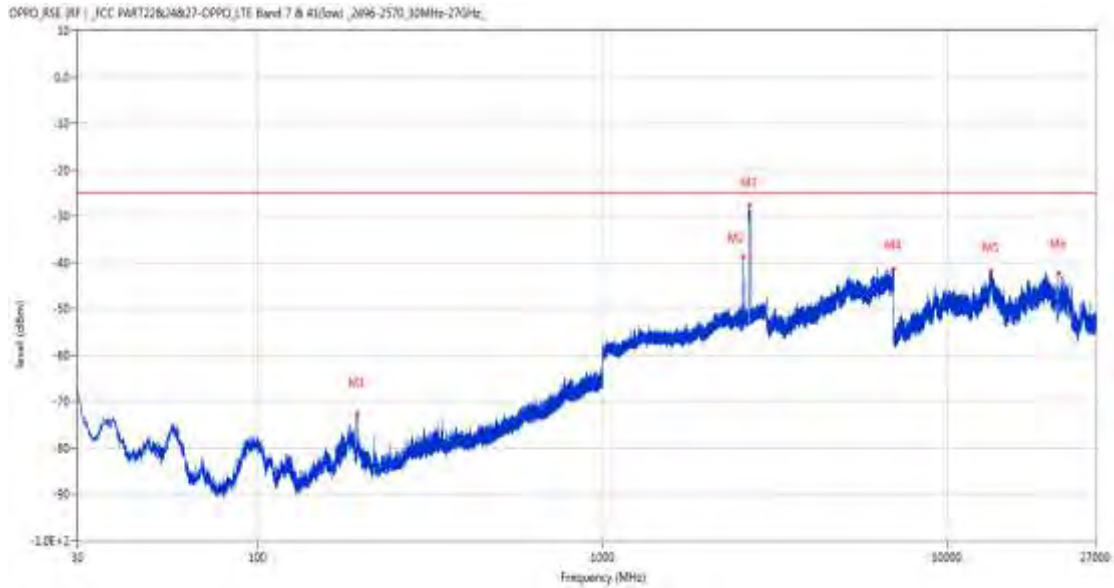
RSE-V&H PCC CH21051 BW20 RB1 HIGH 16QAM SCC CH21195 BW10 RB1 LOW 16QAM



Frequency (MHz)	Result (dBm)	Factor (dB)	PK Limit (dBm)	Over Limit (dB)	Table (o)	ANT	EUT	Verdict
38.197	-63.93	-17.76	-25.0	-38.93	179.00	Vertical	Horizontal	Pass
1445.400	-54.08	-2.92	-25.0	-29.08	49.00	Vertical	Horizontal	Pass
2647.500	-41.79	2.38	-25.0	-16.79	136.00	Vertical	Horizontal	N/A
6999.400	-41.25	13.53	-25.0	-16.25	359.00	Vertical	Horizontal	Pass
13404.151	-41.45	10.75	-25.0	-16.45	92.00	Vertical	Horizontal	Pass
19348.199	-42.26	15.74	-25.0	-17.26	245.00	Vertical	Horizontal	Pass

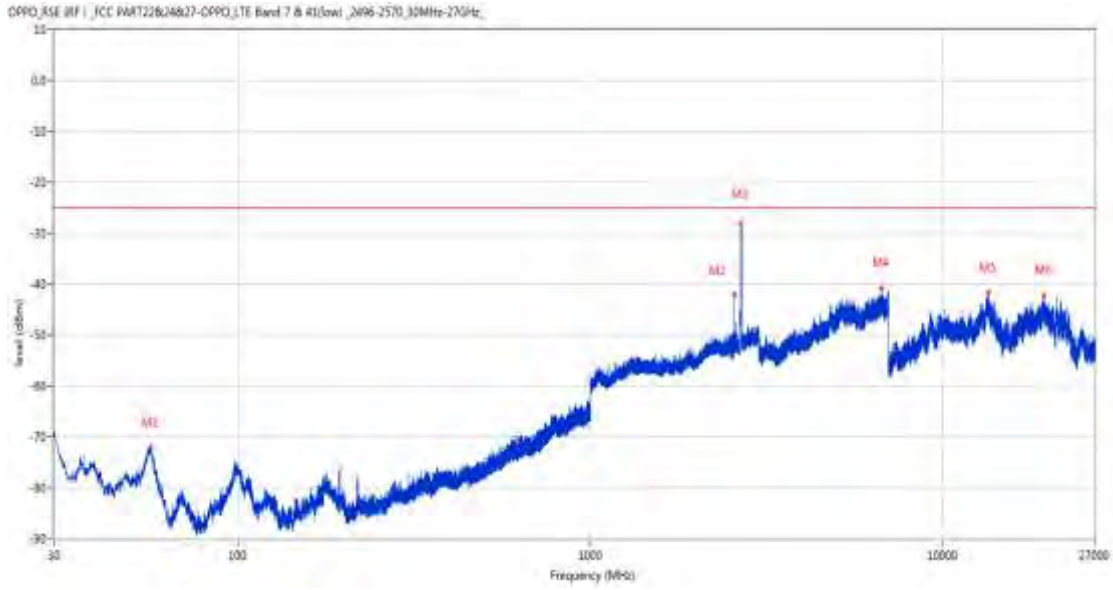
19.5 CA_7C 20MHz+10MHz, QPSK, High Channel

RSE-H&H PCC CH21251 BW/20 RB1 HIGH QPSK SCC CH21395 BW10 RB1 LOW QPSK



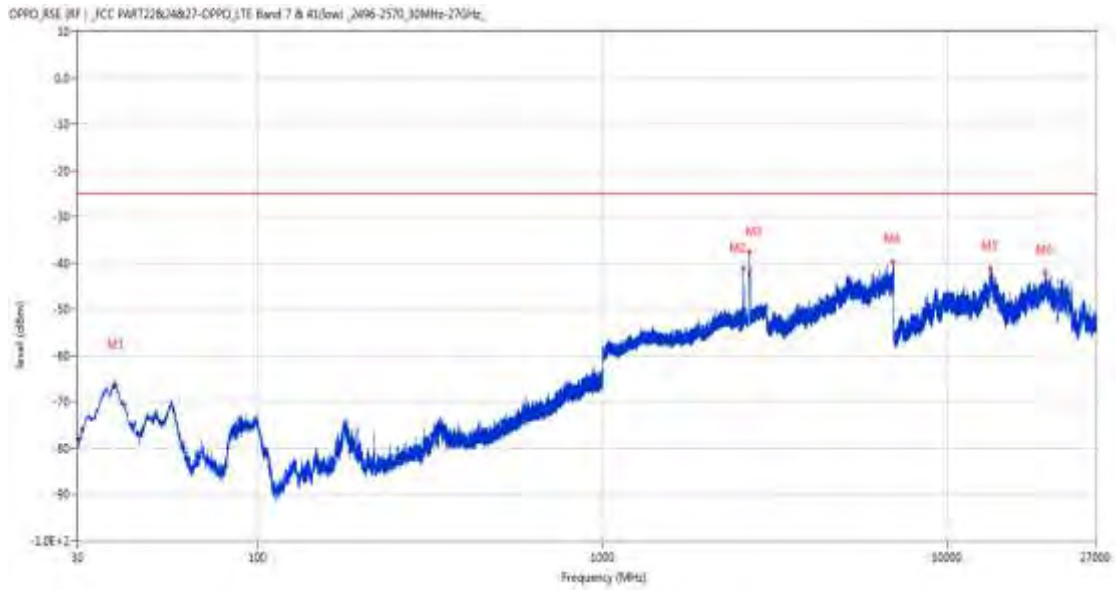
Frequency (MHz)	Result (dBm)	Factor (dB)	PK Limit (dBm)	Over Limit (dB)	Table (o)	ANT	EUT	Verdict
194.027	-72.65	-14.25	-25.0	-47.65	147.00	Horizontal	Horizontal	Pass
2559.800	-38.79	3.17	-25.0	-13.79	127.00	Horizontal	Horizontal	N/A
2662.900	-27.69	2.42	-25.0	-2.69	196.00	Horizontal	Horizontal	N/A
6999.800	-41.38	13.53	-25.0	-16.38	141.00	Horizontal	Horizontal	Pass
13423.838	-41.87	11.04	-25.0	-16.87	65.00	Horizontal	Horizontal	Pass
21039.749	-42.38	14.51	-25.0	-17.38	24.00	Horizontal	Horizontal	Pass

RSE-H&V PCC CH21251 BW20 RB1 HIGH QPSK SCC CH21395 BW10 RB1 LOW QPSK



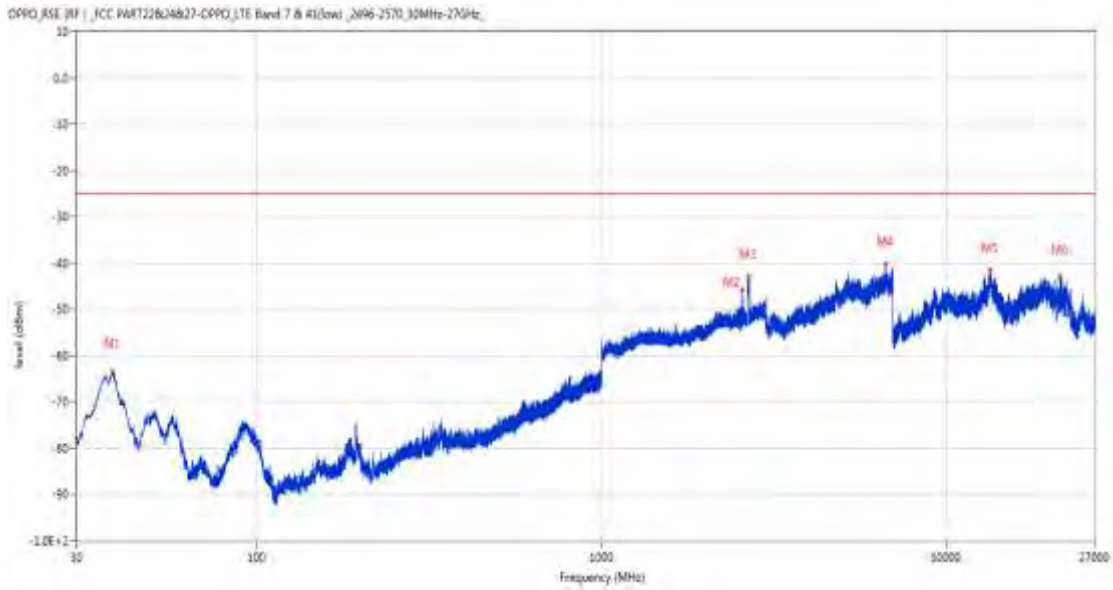
Frequency (MHz)	Result (dBm)	Factor (dB)	PK Limit (dBm)	Over Limit (dB)	Table (o)	ANT	EUT	Verdict
56.336	-72.12	-16.37	-25.0	-47.12	212.00	Horizontal	Vertical	Pass
2559.800	-42.02	3.17	-25.0	-17.02	143.00	Horizontal	Vertical	N/A
2665.400	-27.96	2.46	-25.0	-2.96	114.00	Horizontal	Vertical	N/A
6686.400	-40.88	12.57	-25.0	-15.88	309.00	Horizontal	Vertical	Pass
13448.513	-41.56	11.48	-25.0	-16.56	178.00	Horizontal	Vertical	Pass
19328.850	-42.20	16.11	-25.0	-17.20	197.00	Horizontal	Vertical	Pass

RSE-V&V PCC CH21251 BW20 RB1 HIGH QPSK SCC CH21395 BW10 RB1 LOW QPSK



Frequency (MHz)	Result (dBm)	Factor (dB)	PK Limit (dBm)	Over Limit (dB)	Table (o)	ANT	EUT	Verdict
38.439	-66.04	-17.85	-25.0	-41.04	162.00	Vertical	Vertical	Pass
2559.600	-41.21	3.16	-25.0	-16.21	337.00	Vertical	Vertical	N/A
2676.700	-37.56	2.93	-25.0	-12.56	9.00	Vertical	Vertical	N/A
6974.200	-39.80	13.77	-25.0	-14.80	44.00	Vertical	Vertical	Pass
13373.175	-41.12	10.87	-25.0	-16.12	112.00	Vertical	Vertical	Pass
19195.650	-42.14	13.87	-25.0	-17.14	-2.00	Vertical	Vertical	Pass

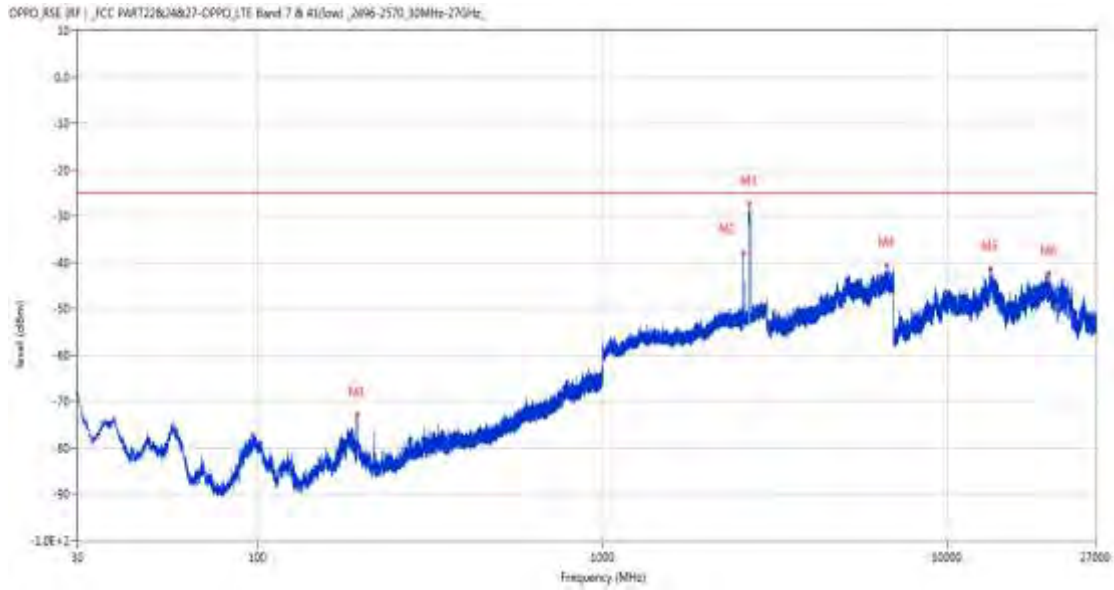
RSE-V&H PCC CH21251 BW20 RB1 HIGH QPSK SCC CH21395 BW10 RB1 LOW QPSK



Frequency (MHz)	Result (dBm)	Factor (dB)	PK Limit (dBm)	Over Limit (dB)	Table (o)	ANT	EUT	Verdict
38.197	-63.72	-17.76	-25.0	-38.72	231.00	Vertical	Horizontal	Pass
2559.700	-45.92	3.17	-25.0	-20.92	71.00	Vertical	Horizontal	N/A
2671.100	-42.99	2.38	-25.0	-17.99	83.00	Vertical	Horizontal	N/A
6682.000	-40.23	12.28	-25.0	-15.23	85.00	Vertical	Horizontal	Pass
13411.237	-41.71	10.85	-25.0	-16.71	0.00	Vertical	Horizontal	Pass
21493.350	-42.87	14.66	-25.0	-17.87	312.00	Vertical	Horizontal	Pass

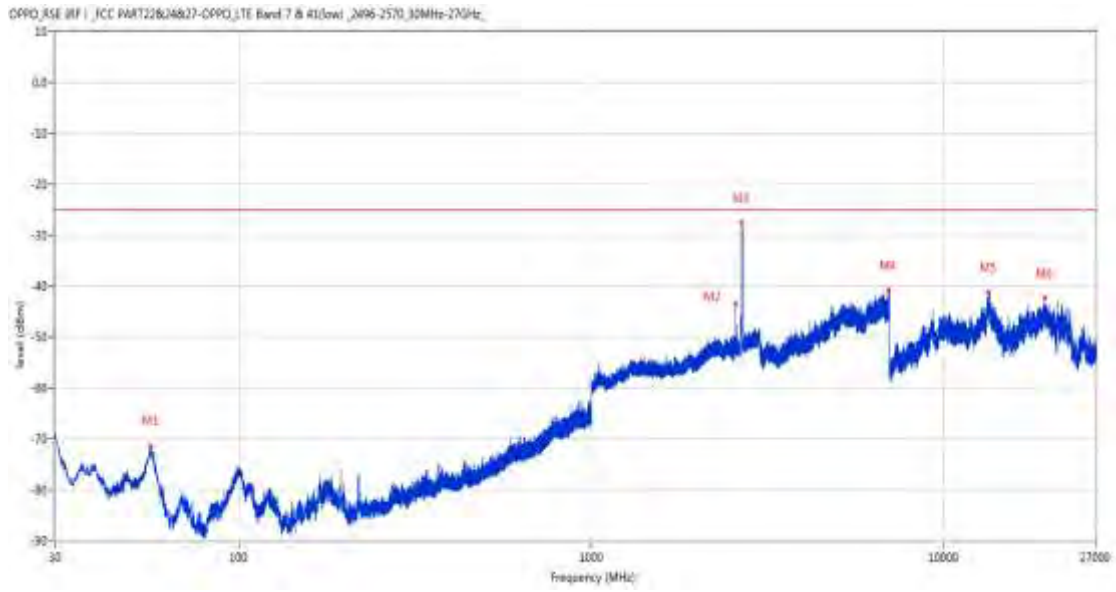
19.6 CA_7C 20MHz+10MHz, 16-QAM, High Channel

RSE-H&H PCC CH21251 BW/20 RB1 HIGH 16QAM SCC CH21395 BW10 RB1 LOW 16QAM



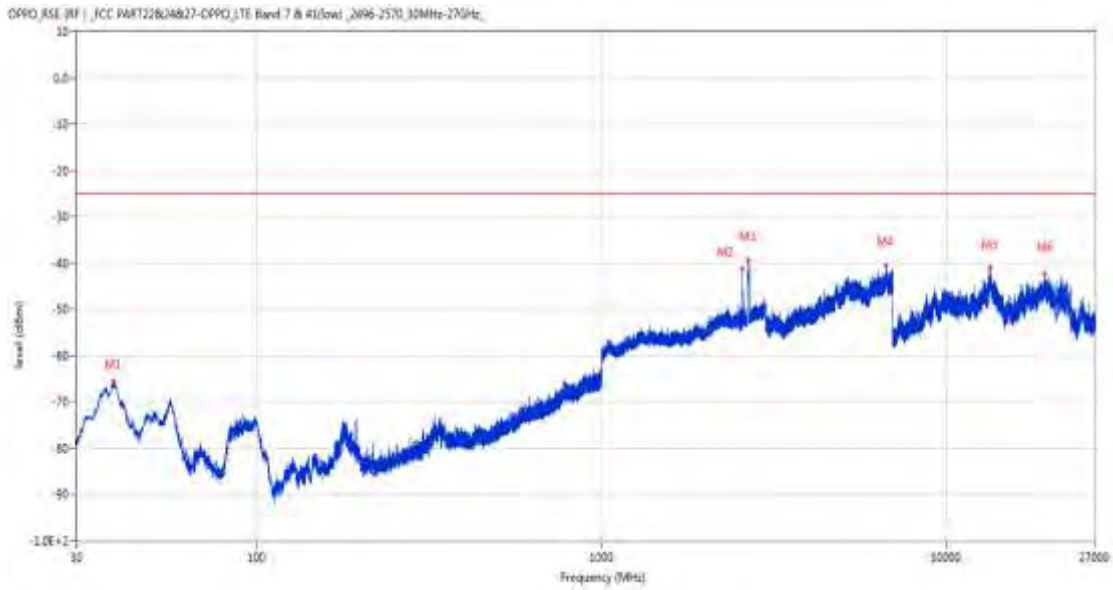
Frequency (MHz)	Result (dBm)	Factor (dB)	PK Limit (dBm)	Over Limit (dB)	Table (o)	ANT	EUT	Verdict
193.978	-72.92	-14.25	-25.0	-47.92	174.00	Horizontal	Horizontal	Pass
2559.800	-38.04	3.17	-25.0	-13.04	150.00	Horizontal	Horizontal	N/A
2665.400	-27.34	2.46	-25.0	-2.34	188.00	Horizontal	Horizontal	N/A
6692.000	-40.85	12.50	-25.0	-15.85	299.00	Horizontal	Horizontal	Pass
13331.438	-41.46	10.87	-25.0	-16.46	0.00	Horizontal	Horizontal	Pass
19806.751	-42.35	14.20	-25.0	-17.35	198.00	Horizontal	Horizontal	Pass

RSE-H&V PCC CH21251 BW20 RB1 HIGH 16QAM SCC CH21395 BW10 RB1 LOW 16QAM



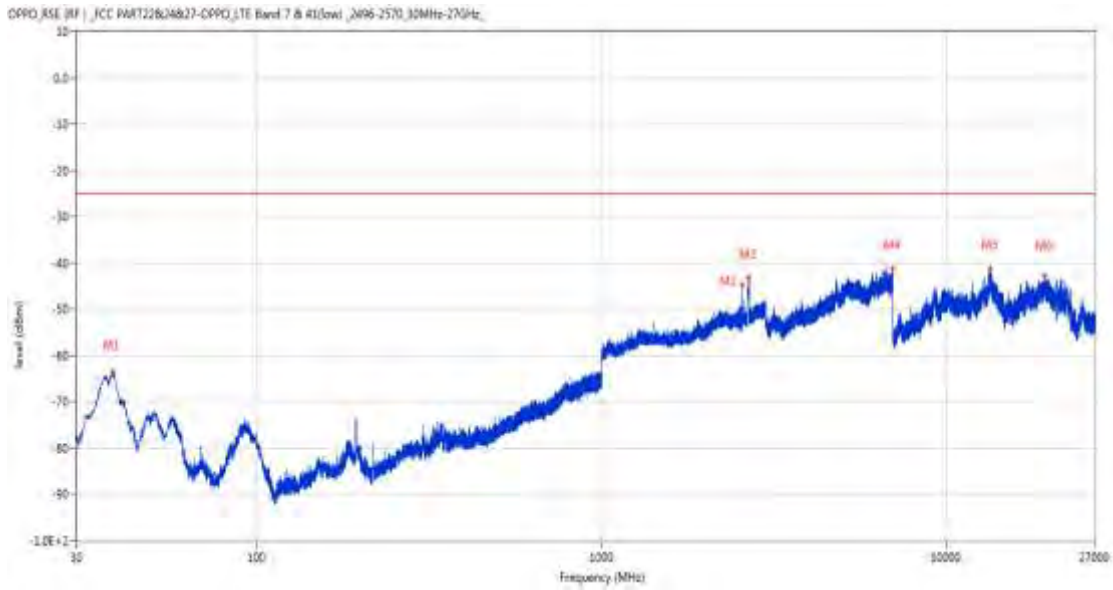
Frequency (MHz)	Result (dBm)	Factor (dB)	PK Limit (dBm)	Over Limit (dB)	Table (o)	ANT	EUT	Verdict
56.142	-71.46	-16.32	-25.0	-46.46	199.00	Horizontal	Vertical	Pass
2559.700	-43.45	3.17	-25.0	-18.45	101.00	Horizontal	Vertical	N/A
2665.500	-27.58	2.45	-25.0	-2.58	101.00	Horizontal	Vertical	N/A
6974.600	-40.85	13.78	-25.0	-15.85	58.00	Horizontal	Vertical	Pass
13431.713	-41.27	11.17	-25.0	-16.27	36.00	Horizontal	Vertical	Pass
19365.300	-42.49	15.35	-25.0	-17.49	-2.00	Horizontal	Vertical	Pass

RSE-V&V PCC CH21251 BW20 RB1 HIGH 16QAM SCC CH21395 BW10 RB1 LOW 16QAM



Frequency (MHz)	Result (dBm)	Factor (dB)	PK Limit (dBm)	Over Limit (dB)	Table (o)	ANT	EUT	Verdict
38.536	-65.75	-17.89	-25.0	-40.75	161.00	Vertical	Vertical	Pass
2559.800	-41.20	3.17	-25.0	-16.20	338.00	Vertical	Vertical	N/A
2666.400	-39.46	2.36	-25.0	-14.46	285.00	Vertical	Vertical	N/A
6690.600	-40.56	12.52	-25.0	-15.56	269.00	Vertical	Vertical	Pass
13422.525	-40.89	11.02	-25.0	-15.89	-1.00	Vertical	Vertical	Pass
19325.250	-42.23	16.16	-25.0	-17.23	135.00	Vertical	Vertical	Pass

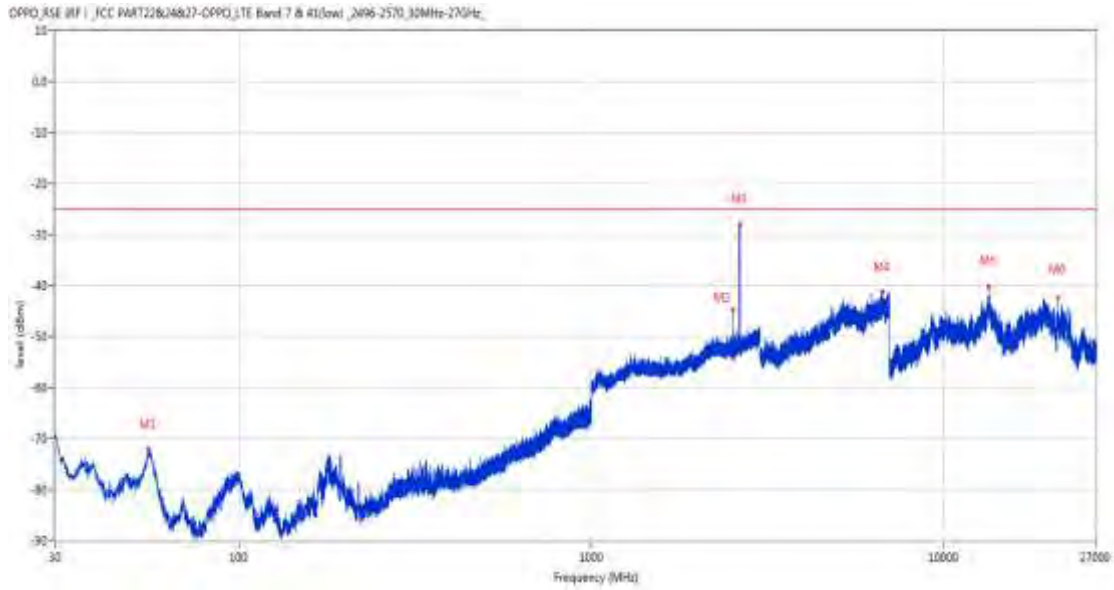
RSE-V&H PCC CH21251 BW20 RB1 HIGH 16QAM SCC CH21395 BW10 RB1 LOW 16QAM



Frequency (MHz)	Result (dBm)	Factor (dB)	PK Limit (dBm)	Over Limit (dB)	Table (o)	ANT	EUT	Verdict
38.197	-63.55	-17.76	-25.0	-38.55	132.00	Vertical	Horizontal	Pass
2559.700	-44.86	3.17	-25.0	-19.86	81.00	Vertical	Horizontal	N/A
2677.500	-43.18	3.01	-25.0	-18.18	81.00	Vertical	Horizontal	N/A
6986.800	-41.20	13.67	-25.0	-16.20	252.00	Vertical	Horizontal	Pass
13450.087	-41.13	11.51	-25.0	-16.13	143.00	Vertical	Horizontal	Pass
19348.199	-42.75	15.74	-25.0	-17.75	311.00	Vertical	Horizontal	Pass

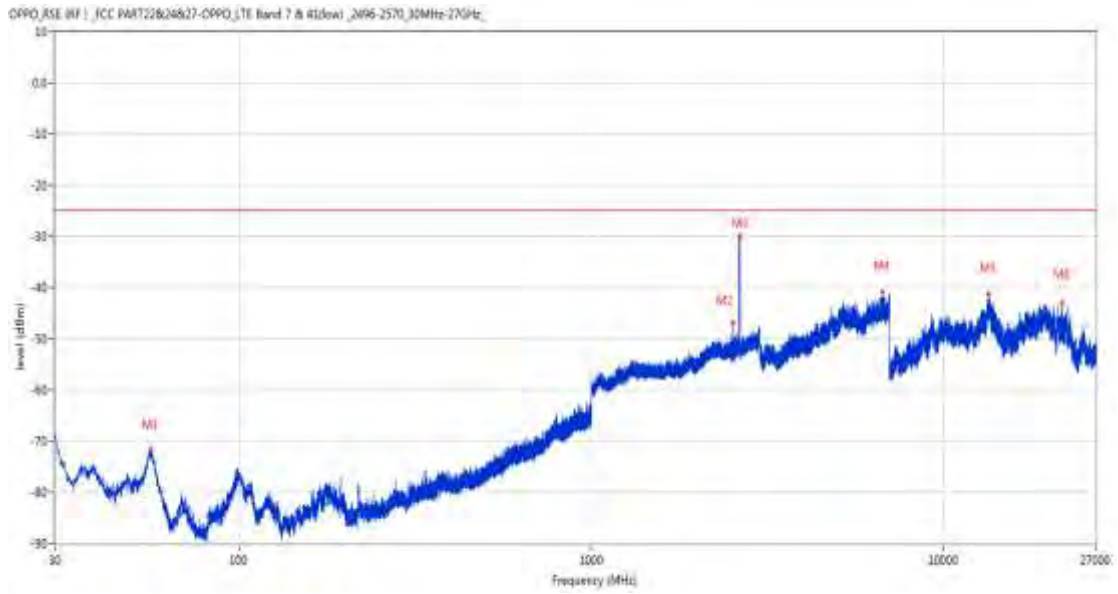
19.7 CA_7C 20MHz+20MHz, QPSK, Low Channel

RSE-H&H PCC CH20850 BW/20 RB1 HIGH QPSK SCC CH21048 BW/20 RB1 LOW QPSK



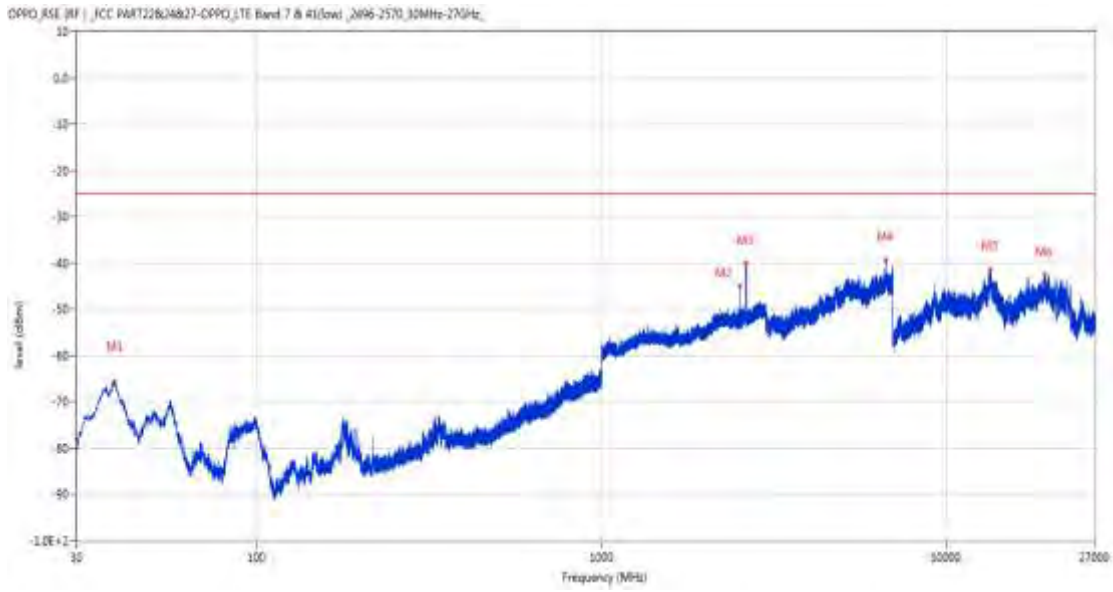
Frequency (MHz)	Result (dBm)	Factor (dB)	PK Limit (dBm)	Over Limit (dB)	Table (o)	ANT	EUT	Verdict
55.317	-72.07	-16.27	-25.0	-47.07	198.00	Horizontal	Horizontal	Pass
2519.500	-44.66	2.72	-25.0	-19.66	126.00	Horizontal	Horizontal	N/A
2638.700	-27.90	2.21	-25.0	-2.90	189.00	Horizontal	Horizontal	N/A
6688.200	-41.23	12.54	-25.0	-16.23	109.00	Horizontal	Horizontal	Pass
13383.412	-40.17	10.82	-25.0	-15.17	176.00	Horizontal	Horizontal	Pass
21059.551	-42.43	14.52	-25.0	-17.43	23.00	Horizontal	Horizontal	Pass

RSE-H&V PCC CH20850 BW20 RB1 HIGH QPSK SCC CH21048 BW20 RB1 LOW QPSK



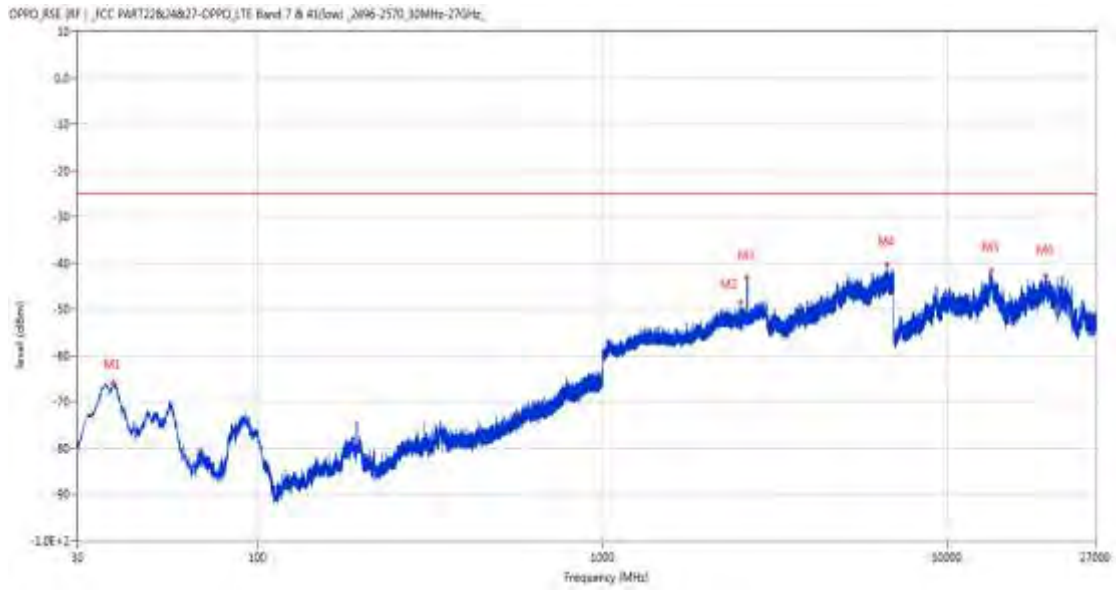
Frequency (MHz)	Result (dBm)	Factor (dB)	PK Limit (dBm)	Over Limit (dB)	Table (o)	ANT	EUT	Verdict
55.996	-71.66	-16.28	-25.0	-46.66	192.00	Horizontal	Vertical	Pass
2519.400	-46.95	2.71	-25.0	-21.95	142.00	Horizontal	Vertical	N/A
2636.900	-30.06	2.28	-25.0	-5.06	100.00	Horizontal	Vertical	N/A
6696.200	-40.85	12.31	-25.0	-15.85	238.00	Horizontal	Vertical	Pass
13432.762	-41.23	11.18	-25.0	-16.23	-1.00	Horizontal	Vertical	Pass
21625.199	-43.07	14.70	-25.0	-18.07	33.00	Horizontal	Vertical	Pass

RSE-V&V PCC CH20850 BW20 RB1 HIGH QPSK SCC CH21048 BW20 RB1 LOW QPSK



Frequency (MHz)	Result (dBm)	Factor (dB)	PK Limit (dBm)	Over Limit (dB)	Table (o)	ANT	EUT	Verdict
38.584	-65.74	-17.90	-25.0	-40.74	154.00	Vertical	Vertical	Pass
2519.600	-44.97	2.72	-25.0	-19.97	216.00	Vertical	Vertical	N/A
2623.000	-40.11	2.12	-25.0	-15.11	114.00	Vertical	Vertical	N/A
6689.800	-39.46	12.53	-25.0	-14.46	132.00	Vertical	Vertical	Pass
13458.487	-41.48	11.46	-25.0	-16.48	284.00	Vertical	Vertical	Pass
19309.050	-42.52	15.77	-25.0	-17.52	323.00	Vertical	Vertical	Pass

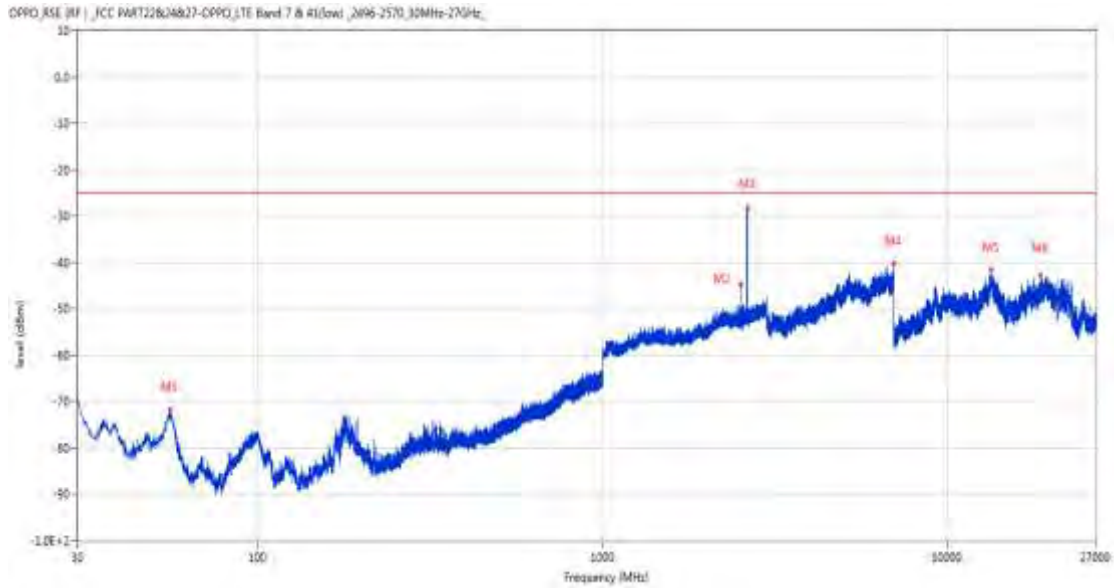
RSE-V&H PCC CH20850 BW20 RB1 HIGH QPSK SCC CH21048 BW20 RB1 LOW QPSK



Frequency (MHz)	Result (dBm)	Factor (dB)	PK Limit (dBm)	Over Limit (dB)	Table (o)	ANT	EUT	Verdict
38.051	-65.83	-17.70	-25.0	-40.83	145.00	Vertical	Horizontal	Pass
2519.700	-48.36	2.72	-25.0	-23.36	65.00	Vertical	Horizontal	N/A
2625.100	-43.23	2.10	-25.0	-18.23	207.00	Vertical	Horizontal	N/A
6686.000	-40.37	12.58	-25.0	-15.37	217.00	Vertical	Horizontal	Pass
13416.750	-41.57	10.93	-25.0	-16.57	361.00	Vertical	Horizontal	Pass
19323.900	-42.79	16.18	-25.0	-17.79	30.00	Vertical	Horizontal	Pass

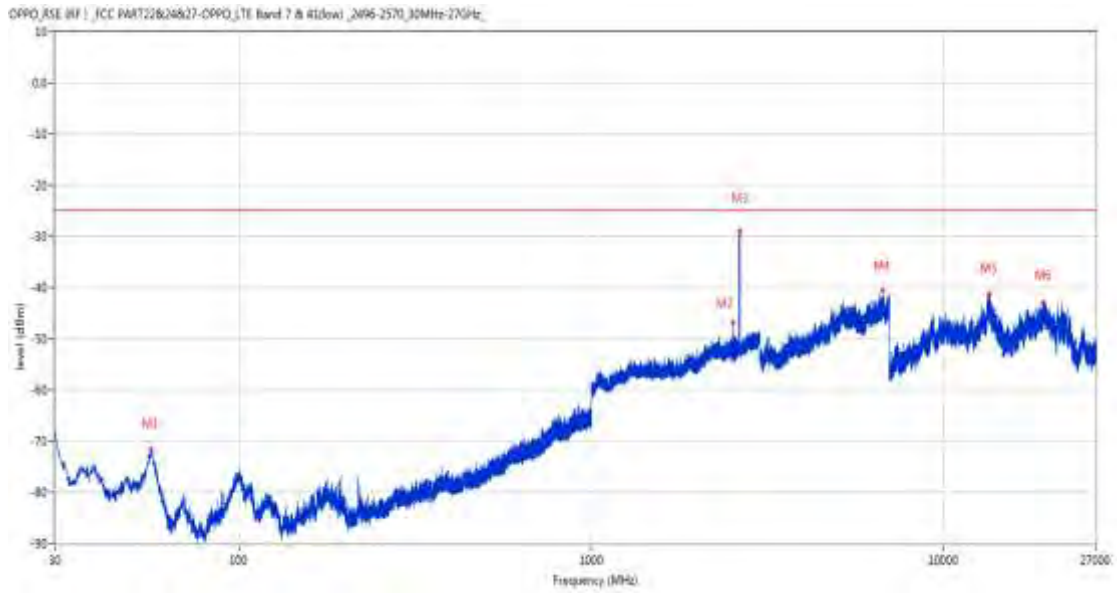
19.8 CA_7C 20MHz+20MHz, 16-QAM, Low Channel

RSE-H&H PCC CH20850 BW/20 RB1 HIGH 16QAM SCC CH21048 BW/20 RB1 LOW 16QAM



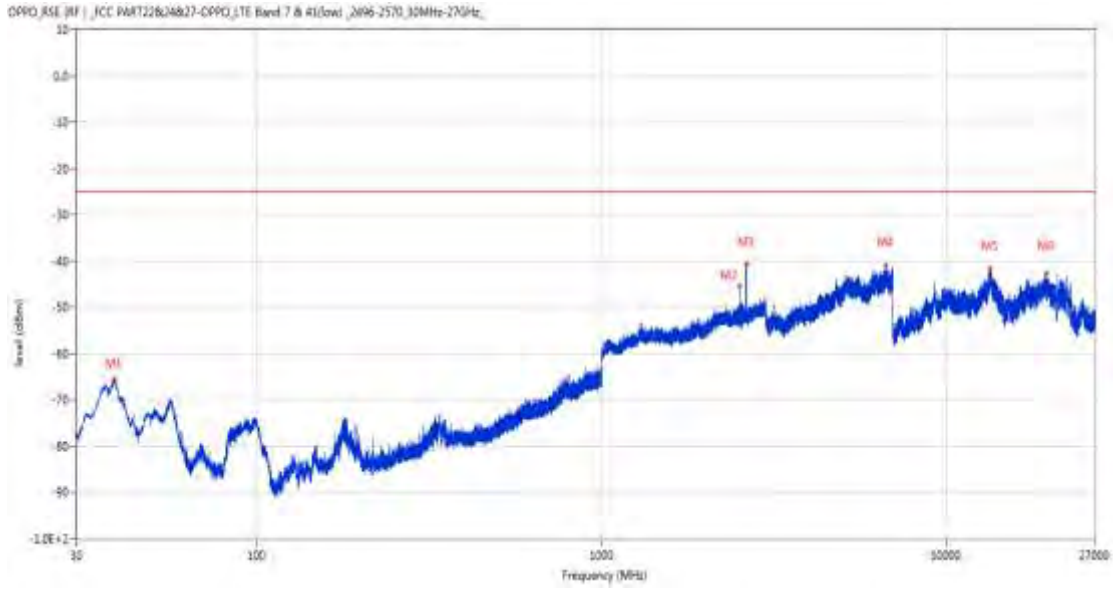
Frequency (MHz)	Result (dBm)	Factor (dB)	PK Limit (dBm)	Over Limit (dB)	Table (o)	ANT	EUT	Verdict
55.608	-71.77	-16.26	-25.0	-46.77	182.00	Horizontal	Horizontal	Pass
2519.600	-44.87	2.72	-25.0	-19.87	133.00	Horizontal	Horizontal	N/A
2634.100	-28.13	2.46	-25.0	-3.13	194.00	Horizontal	Horizontal	N/A
6995.600	-40.27	13.46	-25.0	-15.27	89.00	Horizontal	Horizontal	Pass
13430.925	-41.65	11.15	-25.0	-16.65	18.00	Horizontal	Horizontal	Pass
18689.401	-42.66	12.39	-25.0	-17.66	343.00	Horizontal	Horizontal	Pass

RSE-H&V PCC CH20850 BW20 RB1 HIGH 16QAM SCC CH21048 BW20 RB1 LOW 16QAM



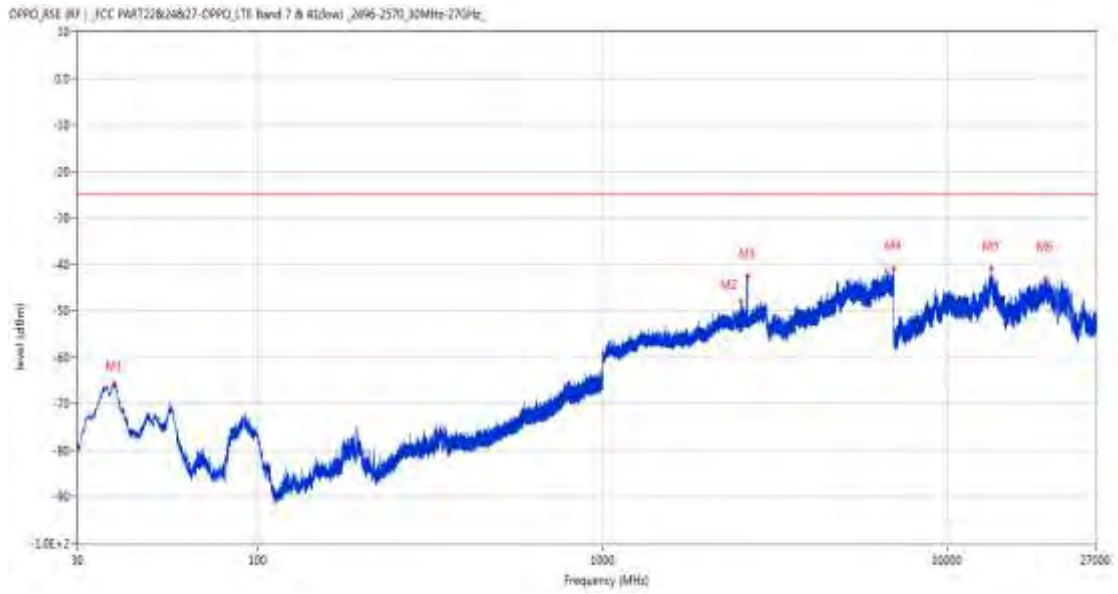
Frequency (MHz)	Result (dBm)	Factor (dB)	PK Limit (dBm)	Over Limit (dB)	Table (o)	ANT	EUT	Verdict
56.044	-71.58	-16.29	-25.0	-46.58	203.00	Horizontal	Vertical	Pass
2519.500	-46.77	2.72	-25.0	-21.77	139.00	Horizontal	Vertical	N/A
2635.700	-29.06	2.44	-25.0	-4.06	105.00	Horizontal	Vertical	N/A
6689.000	-40.66	12.53	-25.0	-15.66	137.00	Horizontal	Vertical	Pass
13462.162	-41.31	11.41	-25.0	-16.31	104.00	Horizontal	Vertical	Pass
19182.150	-42.81	13.46	-25.0	-17.81	47.00	Horizontal	Vertical	Pass

RSE-V&V PCC CH20850 BW20 RB1 HIGH 16QAM SCC CH21048 BW20 RB1 LOW 16QAM



Frequency (MHz)	Result (dBm)	Factor (dB)	PK Limit (dBm)	Over Limit (dB)	Table (o)	ANT	EUT	Verdict
38.633	-65.76	-17.92	-25.0	-40.76	154.00	Vertical	Vertical	Pass
2519.500	-45.45	2.72	-25.0	-20.45	44.00	Vertical	Vertical	N/A
2633.700	-40.76	2.44	-25.0	-15.76	107.00	Vertical	Vertical	N/A
6685.800	-40.96	12.59	-25.0	-15.96	331.00	Vertical	Vertical	Pass
13431.451	-41.65	11.16	-25.0	-16.65	-1.00	Vertical	Vertical	Pass
19494.900	-42.68	14.85	-25.0	-17.68	189.00	Vertical	Vertical	Pass

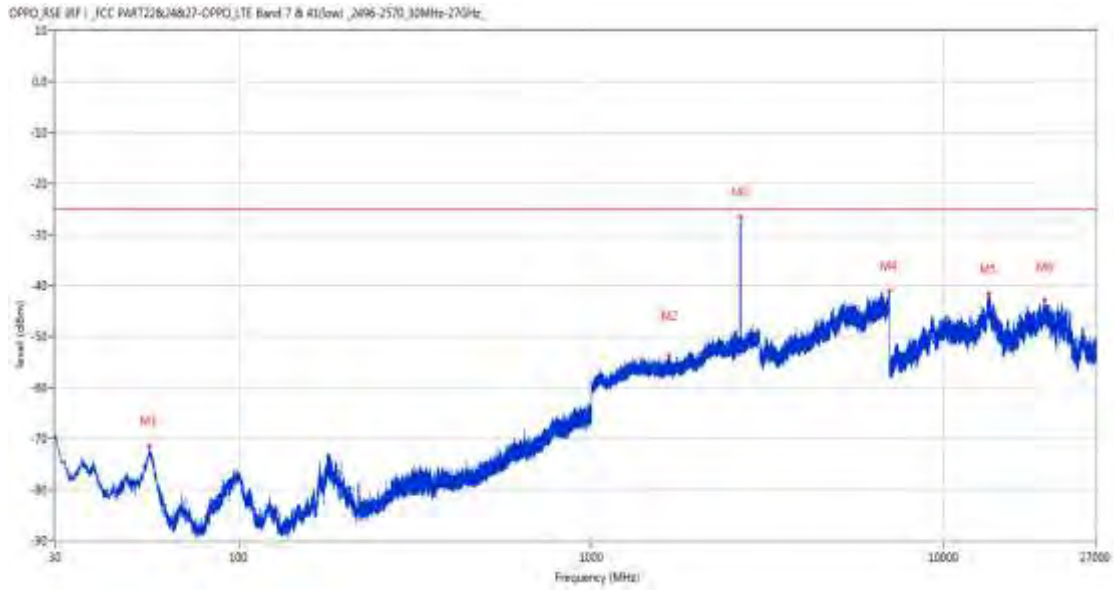
RSE-V&H PCC CH20850 BW20 RB1 HIGH 16QAM SCC CH21048 BW20 RB1 LOW 16QAM



Frequency (MHz)	Result (dBm)	Factor (dB)	PK Limit (dBm)	Over Limit (dB)	Table (o)	ANT	EUT	Verdict
38.536	-65.70	-17.89	-25.0	-40.70	141.00	Vertical	Horizontal	Pass
2519.600	-47.92	2.72	-25.0	-22.92	70.00	Vertical	Horizontal	N/A
2632.300	-42.60	2.34	-25.0	-17.60	115.00	Vertical	Horizontal	N/A
6999.200	-40.99	13.53	-25.0	-15.99	124.00	Vertical	Horizontal	Pass
13443.787	-40.93	11.38	-25.0	-15.93	19.00	Vertical	Horizontal	Pass
19290.151	-43.28	15.28	-25.0	-18.28	168.00	Vertical	Horizontal	Pass

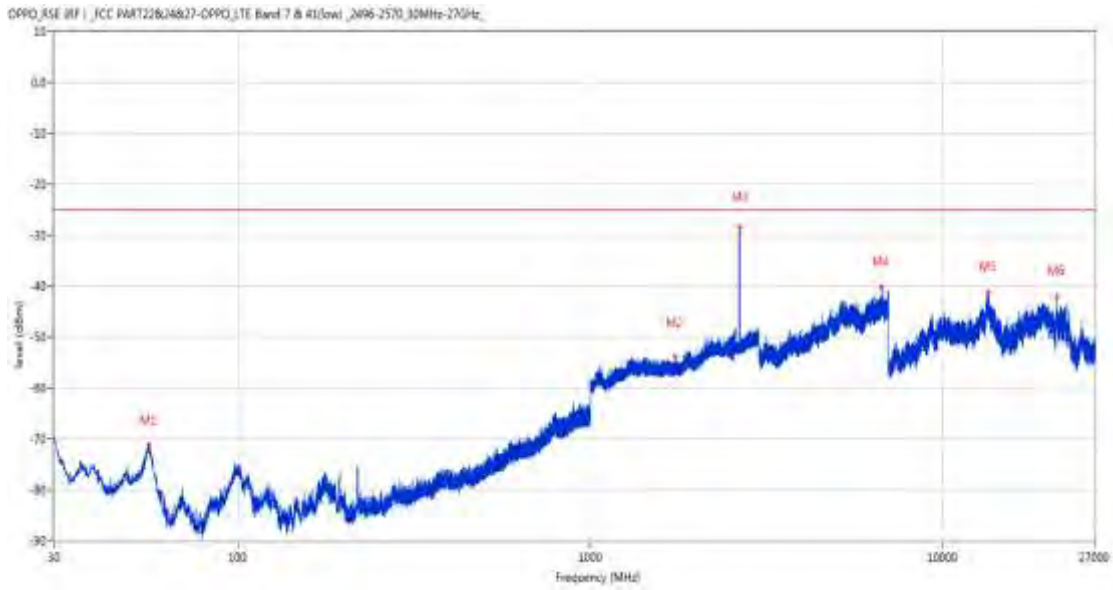
19.9 CA_7C 20MHz+20MHz, QPSK, Middle Channel

RSE-H&H PCC CH21001 BW/20 RB1 HIGH QPSK SCC CH21199 BW/20 RB1 LOW QPSK



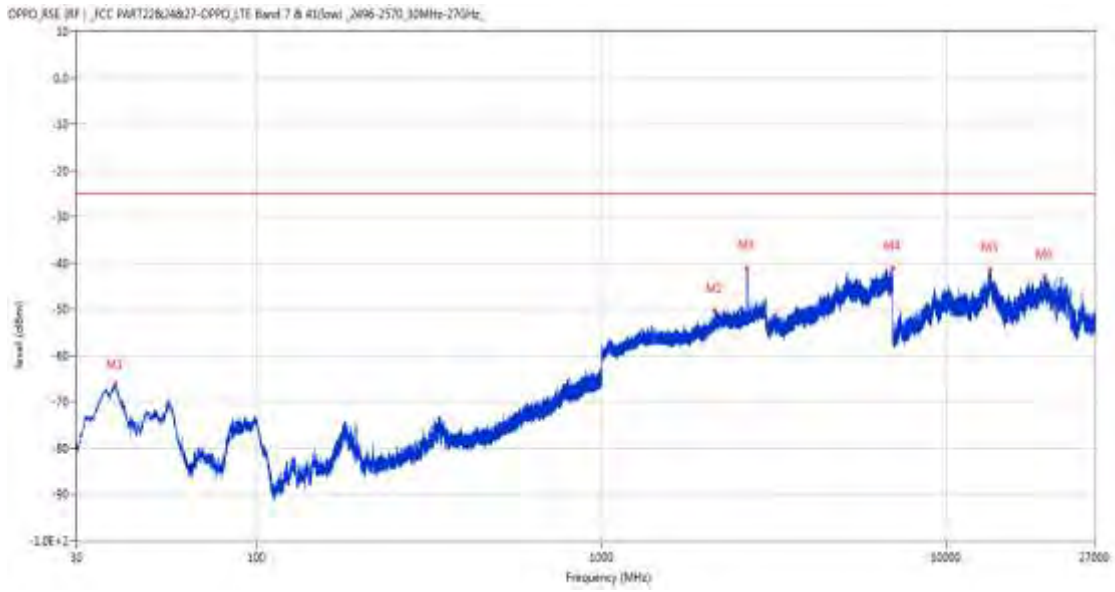
Frequency (MHz)	Result (dBm)	Factor (dB)	PK Limit (dBm)	Over Limit (dB)	Table (o)	ANT	EUT	Verdict
55.559	-71.43	-16.26	-25.0	-46.43	204.00	Horizontal	Horizontal	Pass
1665.000	-53.74	-2.63	-25.0	-28.74	250.00	Horizontal	Horizontal	Pass
2652.800	-26.52	2.31	-25.0	-1.52	184.00	Horizontal	Horizontal	N/A
6998.200	-41.11	13.53	-25.0	-16.11	38.00	Horizontal	Horizontal	Pass
13425.675	-41.59	11.07	-25.0	-16.59	178.00	Horizontal	Horizontal	Pass
19323.900	-42.94	16.18	-25.0	-17.94	64.00	Horizontal	Horizontal	Pass

RSE-H&V PCC CH21001 BW20 RB1 HIGH QPSK SCC CH21199 BW20 RB1 LOW QPSK



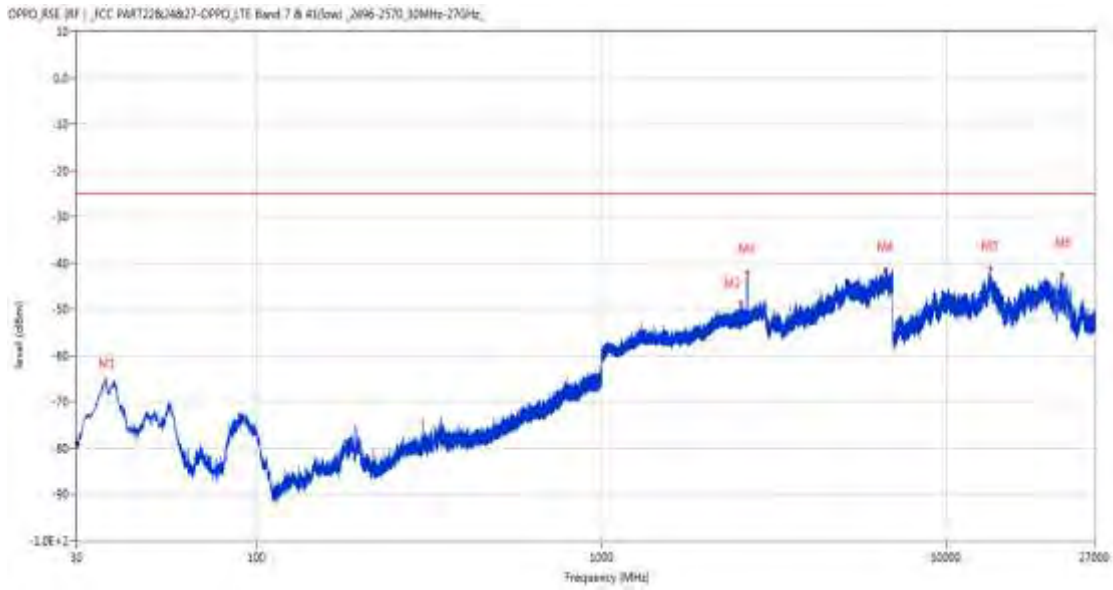
Frequency (MHz)	Result (dBm)	Factor (dB)	PK Limit (dBm)	Over Limit (dB)	Table (o)	ANT	EUT	Verdict
55.947	-71.30	-16.28	-25.0	-46.30	189.00	Horizontal	Vertical	Pass
1735.900	-53.78	-2.66	-25.0	-28.78	91.00	Horizontal	Vertical	Pass
2646.200	-28.46	2.52	-25.0	-3.46	91.00	Horizontal	Vertical	N/A
6682.200	-40.30	12.30	-25.0	-15.30	360.00	Horizontal	Vertical	Pass
13450.875	-41.16	11.51	-25.0	-16.16	123.00	Horizontal	Vertical	Pass
21054.151	-41.99	14.51	-25.0	-16.99	207.00	Horizontal	Vertical	Pass

RSE-V&V PCC CH21001 BW20 RB1 HIGH QPSK SCC CH21199 BW20 RB1 LOW QPSK



Frequency (MHz)	Result (dBm)	Factor (dB)	PK Limit (dBm)	Over Limit (dB)	Table (o)	ANT	EUT	Verdict
38.924	-66.12	-18.02	-25.0	-41.12	143.00	Vertical	Vertical	Pass
2136.600	-50.36	0.62	-25.0	-25.36	273.00	Vertical	Vertical	Pass
2643.300	-41.27	2.48	-25.0	-16.27	40.00	Vertical	Vertical	N/A
6995.200	-41.07	13.48	-25.0	-16.07	265.00	Vertical	Vertical	Pass
13412.813	-41.35	10.88	-25.0	-16.35	21.00	Vertical	Vertical	Pass
19330.200	-42.97	16.09	-25.0	-17.97	360.00	Vertical	Vertical	Pass

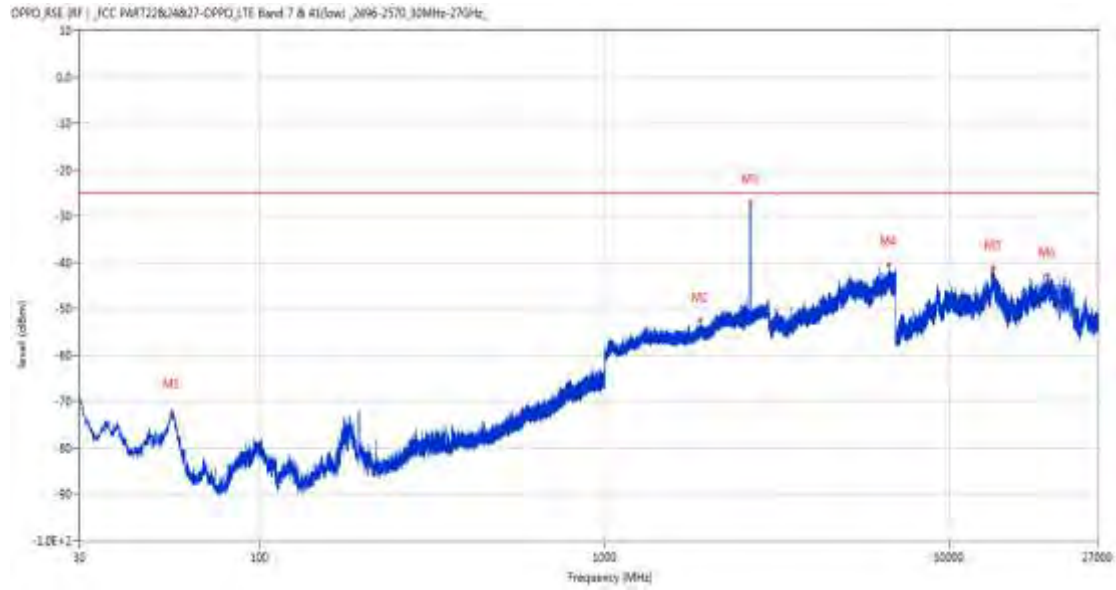
RSE-V&H PCC CH21001 BW20 RB1 HIGH QPSK SCC CH21199 BW20 RB1 LOW QPSK



Frequency (MHz)	Result (dBm)	Factor (dB)	PK Limit (dBm)	Over Limit (dB)	Table (o)	ANT	EUT	Verdict
36.402	-65.36	-17.67	-25.0	-40.36	327.00	Vertical	Horizontal	Pass
2530.500	-48.54	2.84	-25.0	-23.54	20.00	Vertical	Horizontal	Pass
2651.200	-42.18	2.30	-25.0	-17.18	118.00	Vertical	Horizontal	N/A
6682.600	-41.50	12.33	-25.0	-16.50	94.00	Vertical	Horizontal	Pass
13435.125	-41.23	11.22	-25.0	-16.23	362.00	Vertical	Horizontal	Pass
21623.849	-42.63	14.70	-25.0	-17.63	-2.00	Vertical	Horizontal	Pass

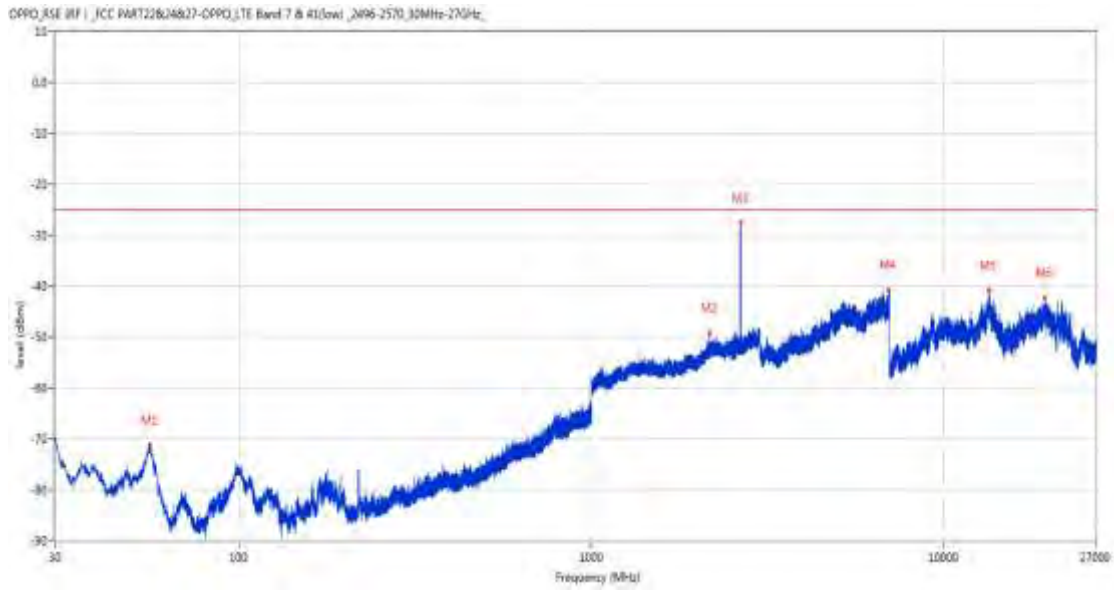
19.10 CA_7C 20MHz+20MHz, 16-QAM, Middle Channel

RSE-H&H PCC CH21001 BW/20 RB1 HIGH 16QAM SCC CH21199 BW/20 RB1 LOW 16QAM



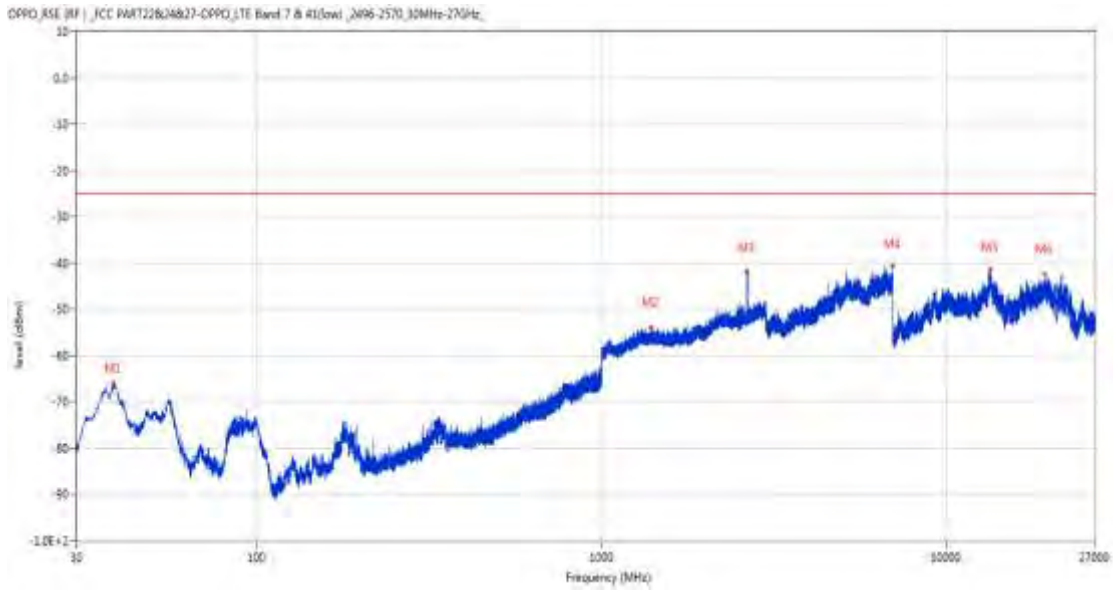
Frequency (MHz)	Result (dBm)	Factor (dB)	PK Limit (dBm)	Over Limit (dB)	Table (o)	ANT	EUT	Verdict
55.462	-72.28	-16.26	-25.0	-47.28	180.00	Horizontal	Horizontal	Pass
1898.900	-52.46	-1.28	-25.0	-27.46	211.00	Horizontal	Horizontal	Pass
2653.500	-27.11	2.33	-25.0	-2.11	193.00	Horizontal	Horizontal	N/A
6664.400	-40.49	11.56	-25.0	-15.49	253.00	Horizontal	Horizontal	Pass
13413.075	-41.07	10.88	-25.0	-16.07	70.00	Horizontal	Horizontal	Pass
19323.900	-42.79	16.18	-25.0	-17.79	122.00	Horizontal	Horizontal	Pass

RSE-H&V PCC CH21001 BW20 RB1 HIGH 16QAM SCC CH21199 BW20 RB1 LOW 16QAM



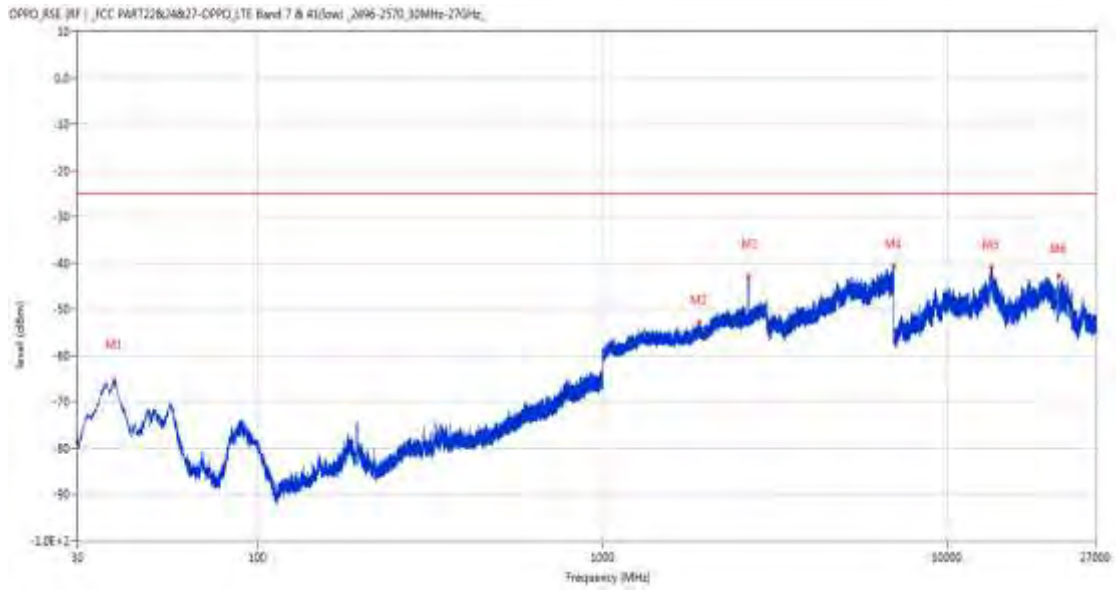
Frequency (MHz)	Result (dBm)	Factor (dB)	PK Limit (dBm)	Over Limit (dB)	Table (o)	ANT	EUT	Verdict
55.754	-71.20	-16.27	-25.0	-46.20	182.00	Horizontal	Vertical	Pass
2169.900	-49.26	0.88	-25.0	-24.26	312.00	Horizontal	Vertical	Pass
2652.200	-27.63	2.29	-25.0	-2.63	105.00	Horizontal	Vertical	N/A
6974.800	-40.81	13.78	-25.0	-15.81	218.00	Horizontal	Vertical	Pass
13437.487	-40.92	11.26	-25.0	-15.92	362.00	Horizontal	Vertical	Pass
19365.751	-42.28	15.34	-25.0	-17.28	361.00	Horizontal	Vertical	Pass

RSE-V&V PCC CH21001 BW20 RB1 HIGH 16QAM SCC CH21199 BW20 RB1 LOW 16QAM



Frequency (MHz)	Result (dBm)	Factor (dB)	PK Limit (dBm)	Over Limit (dB)	Table (o)	ANT	EUT	Verdict
38.439	-66.15	-17.85	-25.0	-41.15	157.00	Vertical	Vertical	Pass
1394.700	-53.99	-2.50	-25.0	-28.99	241.00	Vertical	Vertical	Pass
2639.100	-41.95	2.21	-25.0	-16.95	46.00	Vertical	Vertical	N/A
6992.200	-40.76	13.50	-25.0	-15.76	321.00	Vertical	Vertical	Pass
13407.037	-41.36	10.79	-25.0	-16.36	222.00	Vertical	Vertical	Pass
19319.400	-42.50	16.21	-25.0	-17.50	315.00	Vertical	Vertical	Pass

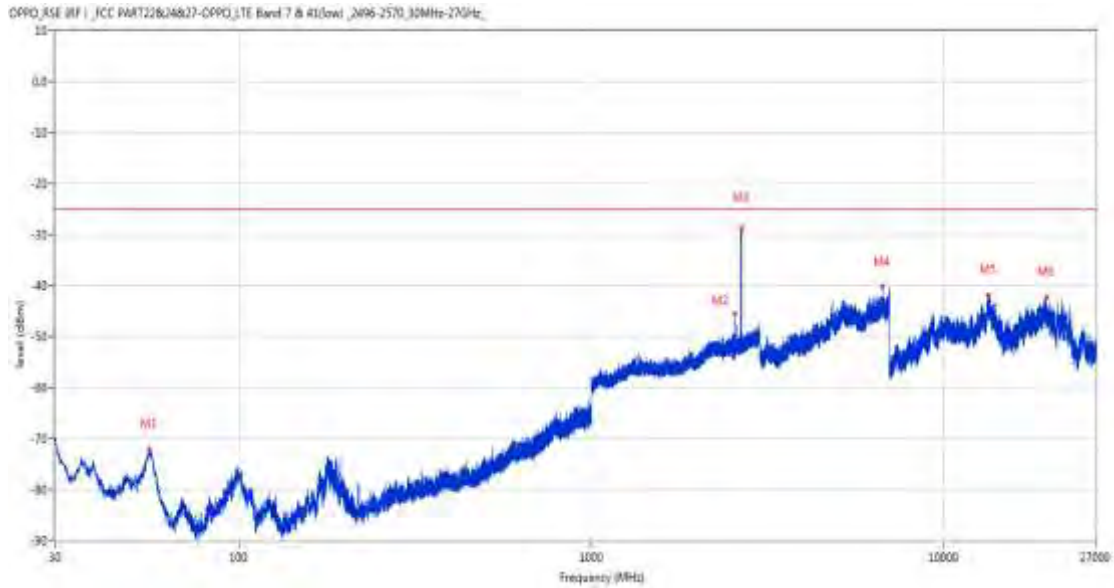
RSE-V&H PCC CH21001 BW20 RB1 HIGH 16QAM SCC CH21199 BW20 RB1 LOW 16QAM



Frequency (MHz)	Result (dBm)	Factor (dB)	PK Limit (dBm)	Over Limit (dB)	Table (o)	ANT	EUT	Verdict
38.342	-65.51	-17.81	-25.0	-40.51	153.00	Vertical	Horizontal	Pass
1913.900	-52.87	-1.29	-25.0	-27.87	144.00	Vertical	Horizontal	Pass
2649.700	-42.92	2.32	-25.0	-17.92	111.00	Vertical	Horizontal	N/A
6982.600	-40.79	13.92	-25.0	-15.79	211.00	Vertical	Horizontal	Pass
13435.125	-41.04	11.22	-25.0	-16.04	70.00	Vertical	Horizontal	Pass
21031.199	-42.70	14.51	-25.0	-17.70	102.00	Vertical	Horizontal	Pass

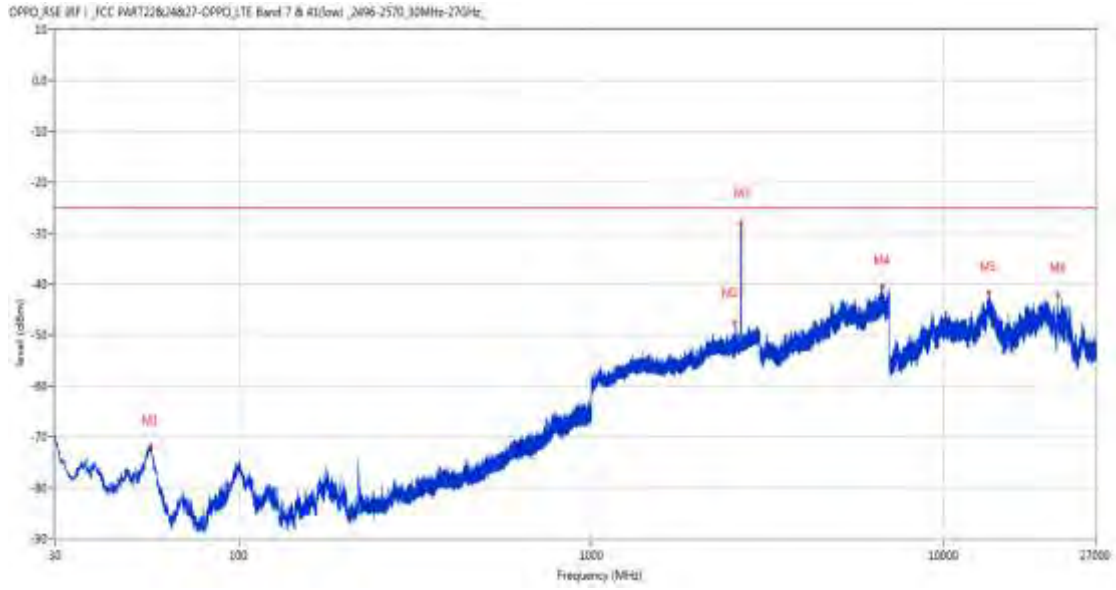
19.11 CA_7C 20MHz+20MHz, QPSK, High Channel

RSE-H&H PCC CH21152 BW20 RB1 HIGH QPSK SCC CH21350 BW20 RB1 LOW QPSK



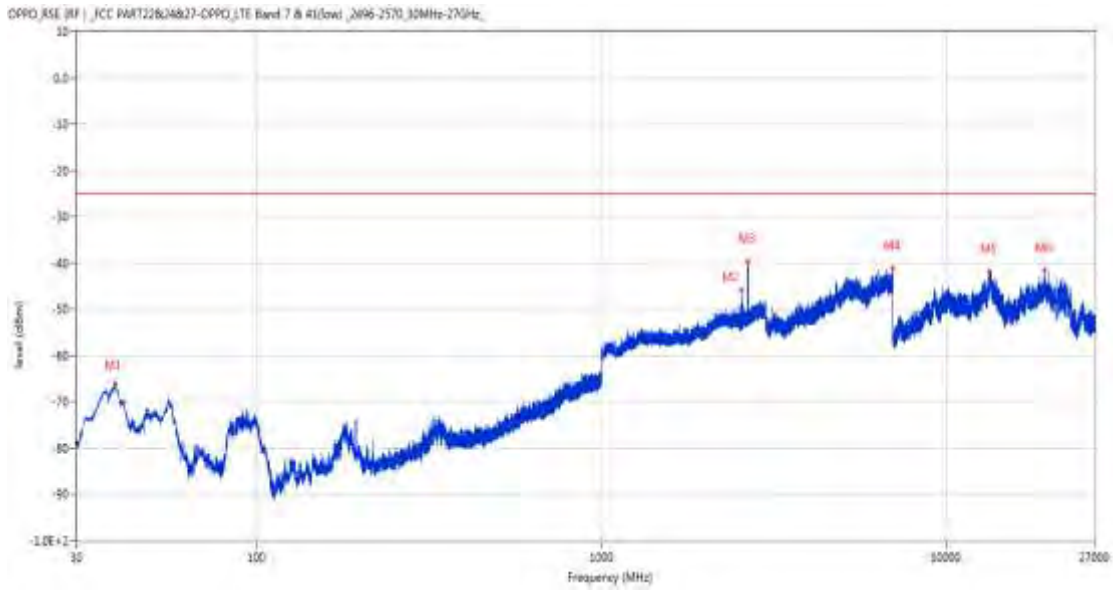
Frequency (MHz)	Result (dBm)	Factor (dB)	PK Limit (dBm)	Over Limit (dB)	Table (o)	ANT	EUT	Verdict
55.365	-72.12	-16.27	-25.0	-47.12	211.00	Horizontal	Horizontal	Pass
2552.000	-45.61	3.08	-25.0	-20.61	187.00	Horizontal	Horizontal	N/A
2662.900	-28.87	2.42	-25.0	-3.87	187.00	Horizontal	Horizontal	N/A
6685.600	-40.19	12.59	-25.0	-15.19	338.00	Horizontal	Horizontal	Pass
13397.588	-41.83	10.71	-25.0	-16.83	298.00	Horizontal	Horizontal	Pass
19545.301	-42.22	12.82	-25.0	-17.22	361.00	Horizontal	Horizontal	Pass

RSE-H&V PCC CH21152 BW20 RB1 HIGH QPSK SCC CH21350 BW20 RB1 LOW QPSK



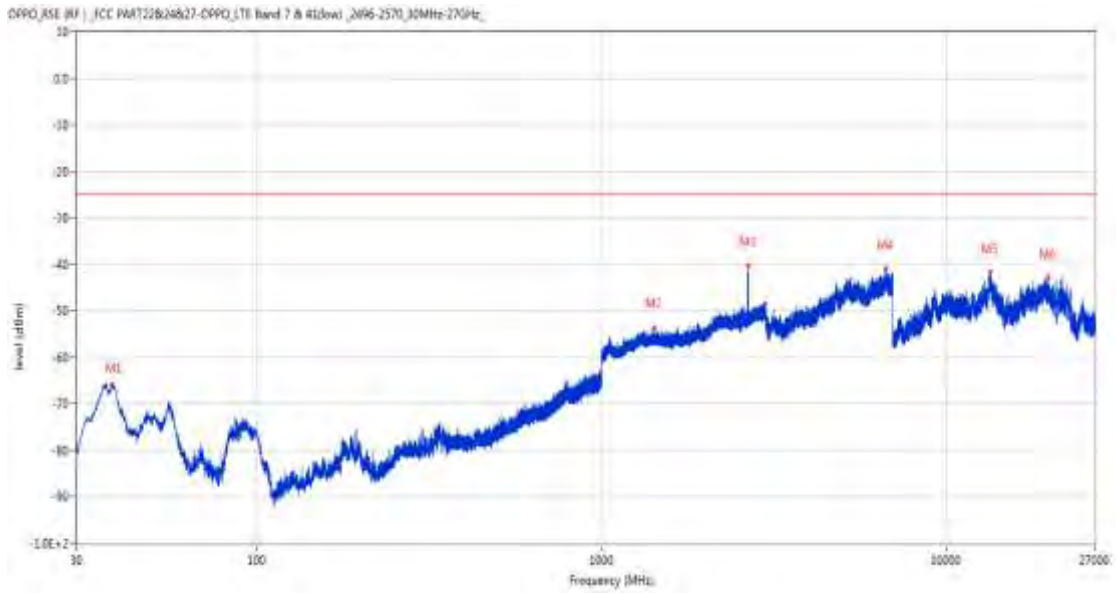
Frequency (MHz)	Result (dBm)	Factor (dB)	PK Limit (dBm)	Over Limit (dB)	Table (o)	ANT	EUT	Verdict
55.996	-71.87	-16.28	-25.0	-46.87	192.00	Horizontal	Vertical	Pass
2551.600	-47.64	3.07	-25.0	-22.64	163.00	Horizontal	Vertical	N/A
2653.000	-27.92	2.32	-25.0	-2.92	108.00	Horizontal	Vertical	N/A
6681.800	-40.33	12.27	-25.0	-15.33	22.00	Horizontal	Vertical	Pass
13417.800	-41.59	10.95	-25.0	-16.59	203.00	Horizontal	Vertical	Pass
21051.900	-42.06	14.51	-25.0	-17.06	184.00	Horizontal	Vertical	Pass

RSE-V&V PCC CH21152 BW20 RB1 HIGH QPSK SCC CH21350 BW20 RB1 LOW QPSK



Frequency (MHz)	Result (dBm)	Factor (dB)	PK Limit (dBm)	Over Limit (dB)	Table (o)	ANT	EUT	Verdict
38.876	-66.00	-18.00	-25.0	-41.00	131.00	Vertical	Vertical	Pass
2552.000	-45.98	3.08	-25.0	-20.98	327.00	Vertical	Vertical	N/A
2657.300	-39.68	2.32	-25.0	-14.68	52.00	Vertical	Vertical	N/A
6979.600	-41.27	13.90	-25.0	-16.27	21.00	Vertical	Vertical	Pass
13341.938	-41.86	10.97	-25.0	-16.86	356.00	Vertical	Vertical	Pass
19320.302	-41.64	16.23	-25.0	-16.64	-2.00	Vertical	Vertical	Pass

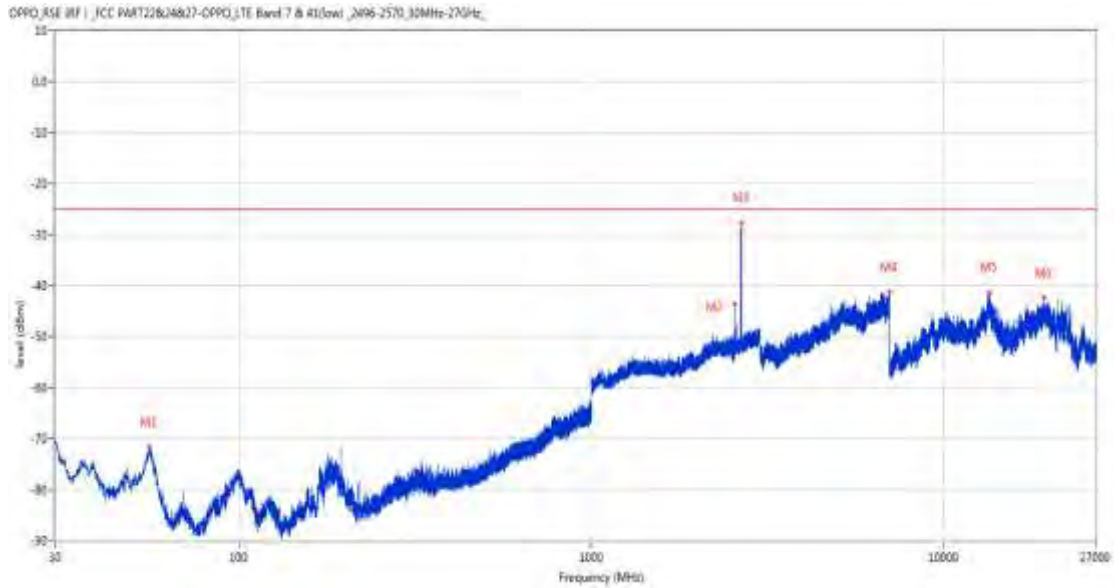
RSE-V&H PCC CH21152 BW20 RB1 HIGH QPSK SCC CH21350 BW20 RB1 LOW QPSK



Frequency (MHz)	Result (dBm)	Factor (dB)	PK Limit (dBm)	Over Limit (dB)	Table (o)	ANT	EUT	Verdict
37.906	-65.91	-17.66	-25.0	-40.91	362.00	Vertical	Horizontal	Pass
1420.700	-53.81	-2.65	-25.0	-28.81	285.00	Vertical	Horizontal	Pass
2663.200	-40.27	2.43	-25.0	-15.27	147.00	Vertical	Horizontal	N/A
6681.000	-40.98	12.21	-25.0	-15.98	69.00	Vertical	Horizontal	Pass
13457.175	-41.67	11.47	-25.0	-16.67	163.00	Vertical	Horizontal	Pass
19755.448	-42.82	13.76	-25.0	-17.82	-1.00	Vertical	Horizontal	Pass

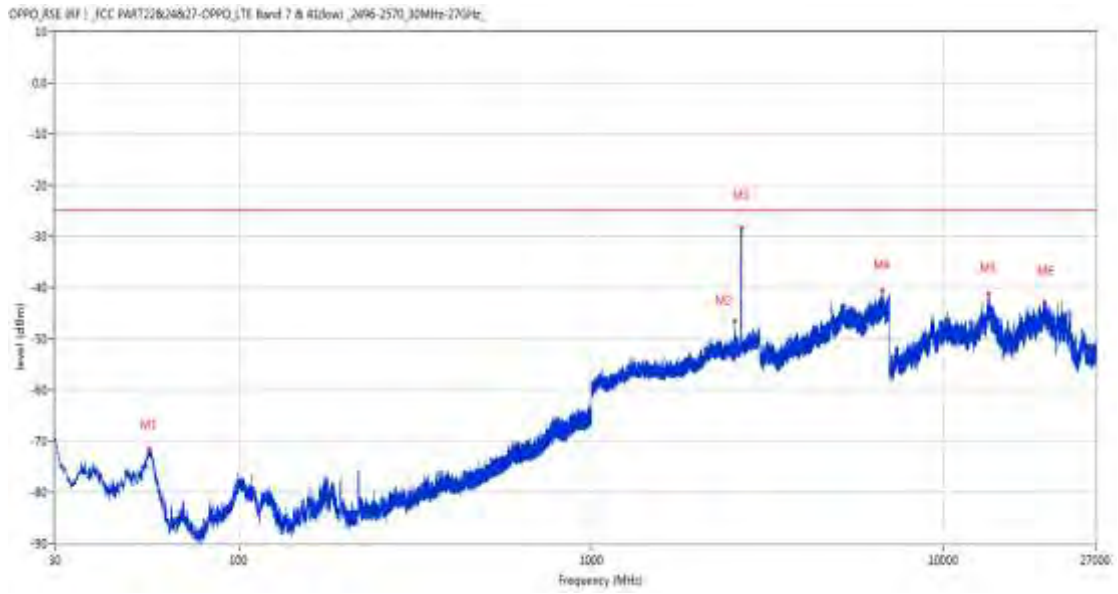
19.12 CA_7C 20MHz+20MHz, 16-QAM, High Channel

RSE-H&H PCC CH21152 BW20 RB1 HIGH 16QAM SCC CH21350 BW20 RB1 LOW 16QAM



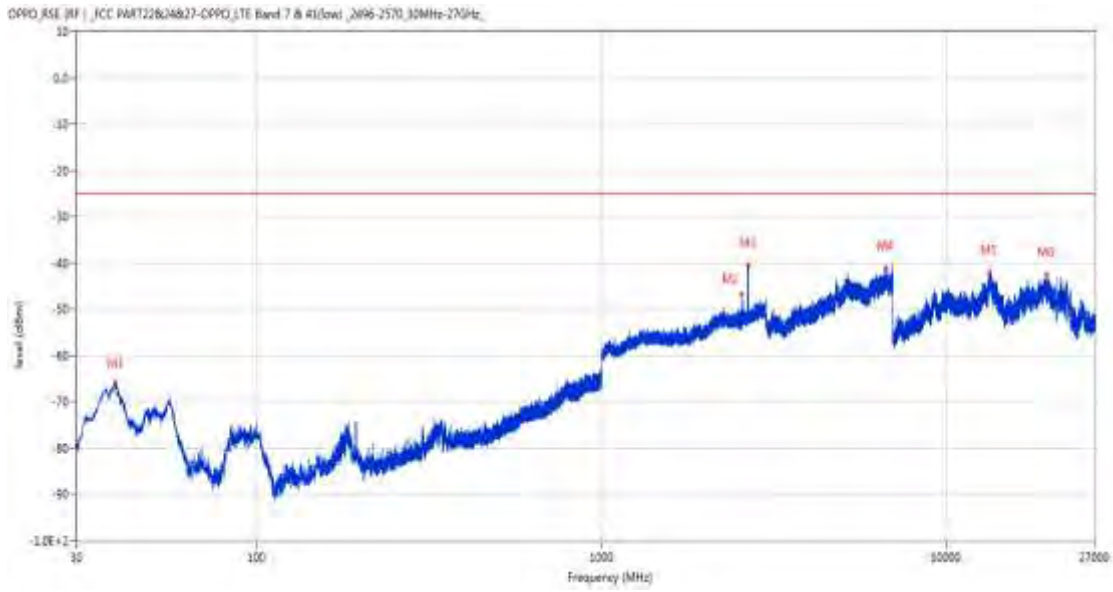
Frequency (MHz)	Result (dBm)	Factor (dB)	PK Limit (dBm)	Over Limit (dB)	Table (o)	ANT	EUT	Verdict
55.511	-71.68	-16.26	-25.0	-46.68	172.00	Horizontal	Horizontal	Pass
2552.000	-43.65	3.08	-25.0	-18.65	133.00	Horizontal	Horizontal	N/A
2669.300	-27.85	2.31	-25.0	-2.85	191.00	Horizontal	Horizontal	N/A
6994.800	-41.29	13.50	-25.0	-16.29	111.00	Horizontal	Horizontal	Pass
13447.463	-41.38	11.46	-25.0	-16.38	324.00	Horizontal	Horizontal	Pass
19286.999	-42.45	15.24	-25.0	-17.45	361.00	Horizontal	Horizontal	Pass

RSE-H&V PCC CH21152 BW20 RB1 HIGH 16QAM SCC CH21350 BW20 RB1 LOW 16QAM



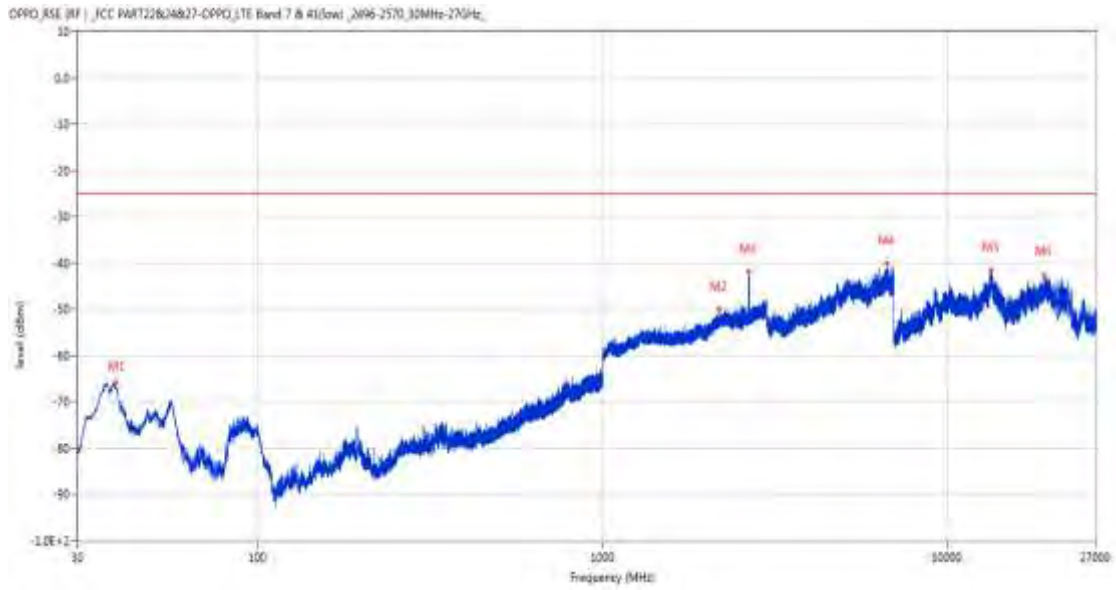
Frequency (MHz)	Result (dBm)	Factor (dB)	PK Limit (dBm)	Over Limit (dB)	Table (o)	ANT	EUT	Verdict
55.608	-71.54	-16.26	-25.0	-46.54	169.00	Horizontal	Vertical	Pass
2551.700	-46.48	3.07	-25.0	-21.48	155.00	Horizontal	Vertical	N/A
2665.000	-28.29	2.49	-25.0	-3.29	97.00	Horizontal	Vertical	N/A
6682.000	-40.56	12.28	-25.0	-15.56	262.00	Horizontal	Vertical	Pass
13387.350	-41.27	10.79	-25.0	-16.27	362.00	Horizontal	Vertical	Pass
19335.600	-42.89	16.02	-25.0	-17.89	176.00	Horizontal	Vertical	Pass

RSE-V&V PCC CH21152 BW20 RB1 HIGH 16QAM SCC CH21350 BW20 RB1 LOW 16QAM



Frequency (MHz)	Result (dBm)	Factor (dB)	PK Limit (dBm)	Over Limit (dB)	Table (o)	ANT	EUT	Verdict
38.876	-65.99	-18.00	-25.0	-40.99	142.00	Vertical	Vertical	Pass
2551.800	-46.80	3.07	-25.0	-21.80	66.00	Vertical	Vertical	N/A
2665.400	-40.60	2.46	-25.0	-15.60	45.00	Vertical	Vertical	N/A
6685.600	-41.24	12.59	-25.0	-16.24	360.00	Vertical	Vertical	Pass
13318.575	-42.03	10.71	-25.0	-17.03	0.00	Vertical	Vertical	Pass
19490.849	-42.54	14.75	-25.0	-17.54	-2.00	Vertical	Vertical	Pass

RSE-V&H PCC CH21152 BW20 RB1 HIGH 16QAM SCC CH21350 BW20 RB1 LOW 16QAM

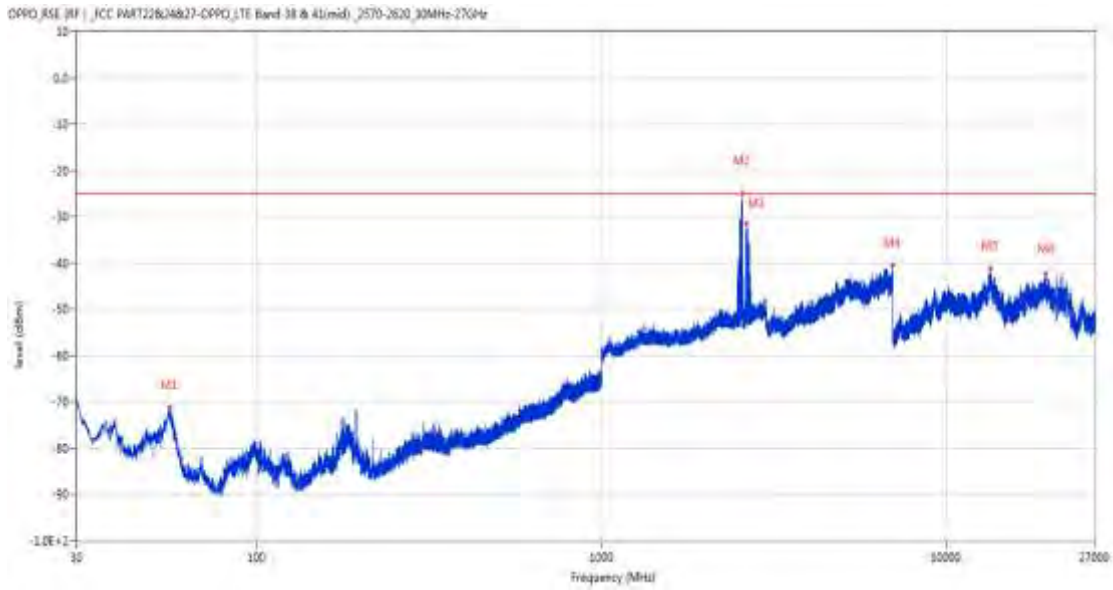


Frequency (MHz)	Result (dBm)	Factor (dB)	PK Limit (dBm)	Over Limit (dB)	Table (o)	ANT	EUT	Verdict
38.730	-65.92	-17.95	-25.0	-40.92	139.00	Vertical	Horizontal	Pass
2185.400	-49.92	0.76	-25.0	-24.92	34.00	Vertical	Horizontal	Pass
2657.900	-41.93	2.38	-25.0	-16.93	130.00	Vertical	Horizontal	N/A
6685.600	-39.98	12.59	-25.0	-14.98	156.00	Vertical	Horizontal	Pass
13398.375	-41.72	10.70	-25.0	-16.72	80.00	Vertical	Horizontal	Pass
19076.850	-42.85	11.28	-25.0	-17.85	227.00	Vertical	Horizontal	Pass

20 CA_38C

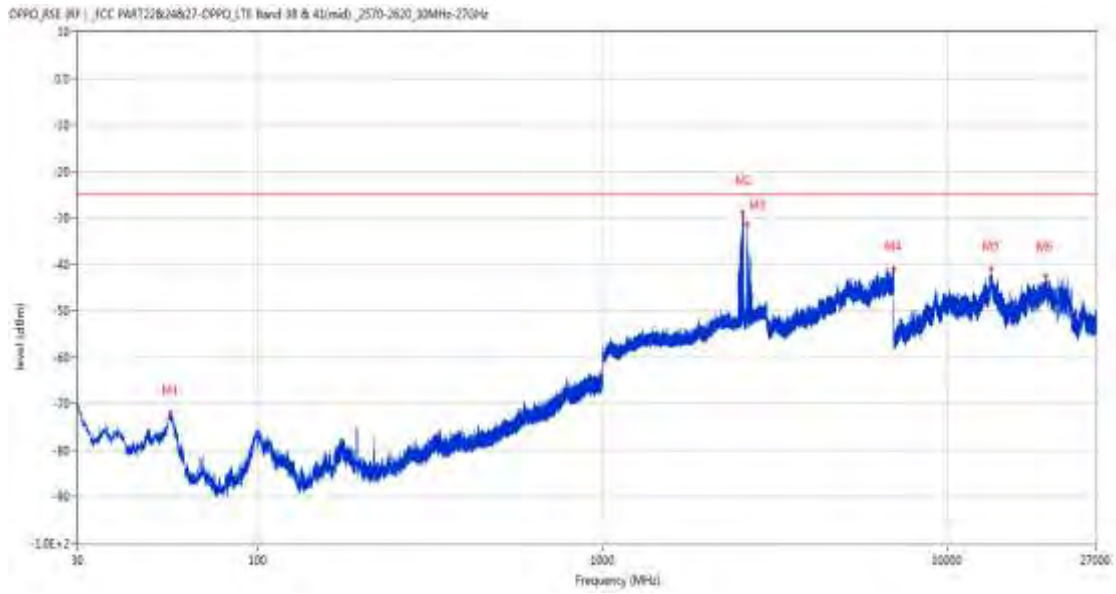
20.1 CA_38C 15MHz+15MHz, QPSK, Low Channel

RSE-H&H PCC CH37825 BW15 RB1 HIGH QPSK SCC CH37975 BW15 RB1 LOW QPSK



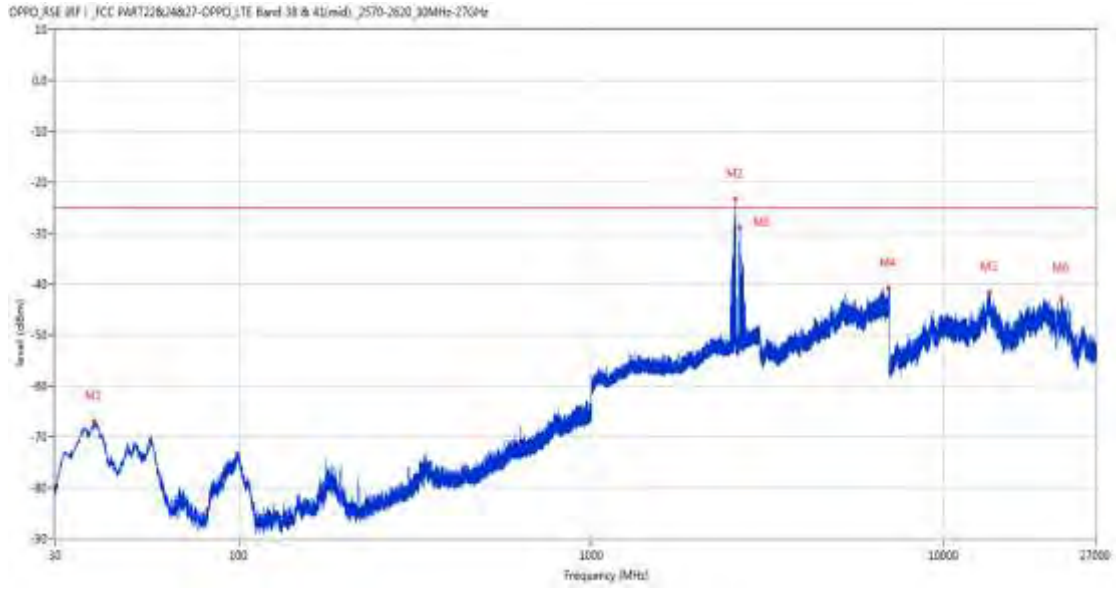
Frequency (MHz)	Result (dBm)	Factor (dB)	PK Limit (dBm)	Over Limit (dB)	Table (o)	ANT	EUT	Verdict
55.899	-71.23	-16.35	-25.0	-46.23	176.00	Horizontal	Horizontal	Pass
2561.500	-24.92	2.39	-25.0	0.08	163.00	Horizontal	Horizontal	N/A
2632.300	-31.49	2.81	-25.0	-6.49	163.00	Horizontal	Horizontal	N/A
6994.800	-40.61	13.50	-25.0	-15.61	266.00	Horizontal	Horizontal	Pass
13433.026	-41.25	11.19	-25.0	-16.25	307.00	Horizontal	Horizontal	Pass
19390.501	-42.27	14.76	-25.0	-17.27	283.00	Horizontal	Horizontal	Pass

RSE-H&V PCC CH37825 BW15 RB1 HIGH QPSK SCC CH37975 BW15 RB1 LOW QPSK



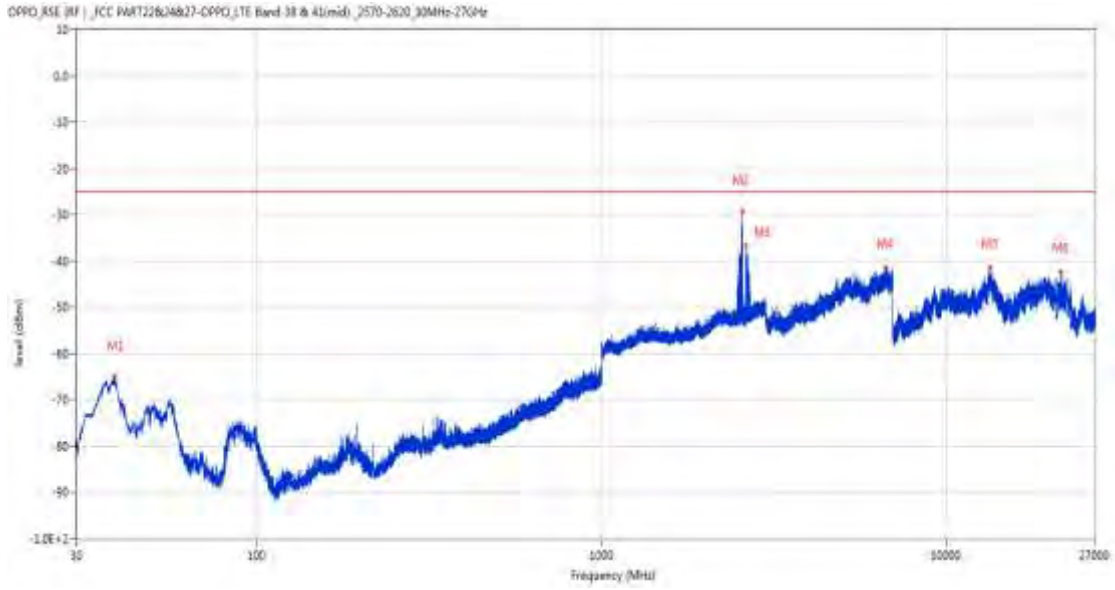
Frequency (MHz)	Result (dBm)	Factor (dB)	PK Limit (dBm)	Over Limit (dB)	Table (o)	ANT	EUT	Verdict
55.850	-72.00	-16.35	-25.0	-47.00	190.00	Horizontal	Vertical	Pass
2551.100	-28.82	2.41	-25.0	-3.82	192.00	Horizontal	Vertical	N/A
2631.300	-31.31	2.89	-25.0	-6.31	105.00	Horizontal	Vertical	N/A
6987.400	-41.00	13.63	-25.0	-16.00	82.00	Horizontal	Vertical	Pass
13434.599	-40.87	11.21	-25.0	-15.87	38.00	Horizontal	Vertical	Pass
19342.350	-42.43	15.89	-25.0	-17.43	148.00	Horizontal	Vertical	Pass

RSE-V&V PCC CH37825 BW15 RB1 HIGH QPSK SCC CH37975 BW15 RB1 LOW QPSK



Frequency (MHz)	Result (dBm)	Factor (dB)	PK Limit (dBm)	Over Limit (dB)	Table (o)	ANT	EUT	Verdict
38.779	-66.88	-17.93	-25.0	-41.88	101.00	Vertical	Vertical	Pass
2558.000	-23.19	2.32	-25.0	1.81	341.00	Vertical	Vertical	N/A
2634.000	-28.78	2.74	-25.0	-3.78	341.00	Vertical	Vertical	N/A
6981.600	-40.85	13.86	-25.0	-15.85	37.00	Vertical	Vertical	Pass
13463.474	-41.67	11.39	-25.0	-16.67	96.00	Vertical	Vertical	Pass
21602.251	-42.88	14.69	-25.0	-17.88	295.00	Vertical	Vertical	Pass

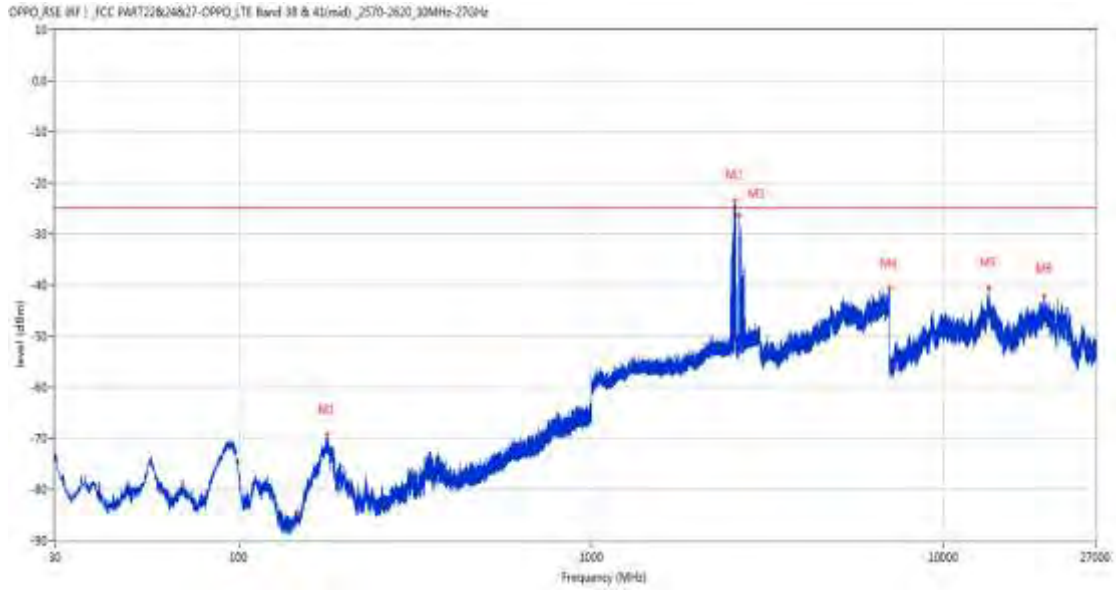
RSE-V&H PCC CH37825 BW15 RB1 HIGH QPSK SCC CH37975 BW15 RB1 LOW QPSK



Frequency (MHz)	Result (dBm)	Factor (dB)	PK Limit (dBm)	Over Limit (dB)	Table (o)	ANT	EUT	Verdict
38.633	-65.05	-17.87	-25.0	-40.05	111.00	Vertical	Horizontal	Pass
2562.900	-29.21	2.40	-25.0	-4.21	80.00	Vertical	Horizontal	N/A
2628.800	-36.65	2.90	-25.0	-11.65	59.00	Vertical	Horizontal	N/A
6680.800	-41.49	12.20	-25.0	-16.49	14.00	Vertical	Horizontal	Pass
13414.125	-41.51	10.89	-25.0	-16.51	192.00	Vertical	Horizontal	Pass
21605.401	-42.20	14.69	-25.0	-17.20	83.00	Vertical	Horizontal	Pass

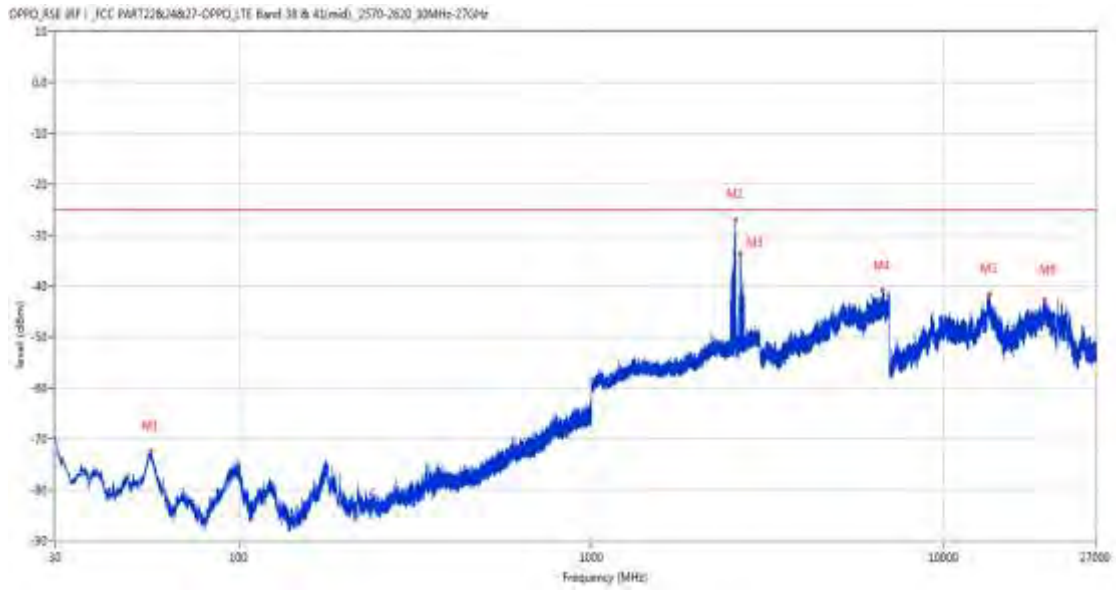
20.2 CA_38C 15MHz+15MHz, 16-QAM, Low Channel

RSE-H&H PCC CH37825 BW15 RB1 HIGH 16QAM SCC CH37975 BW15 RB1 LOW 16QAM



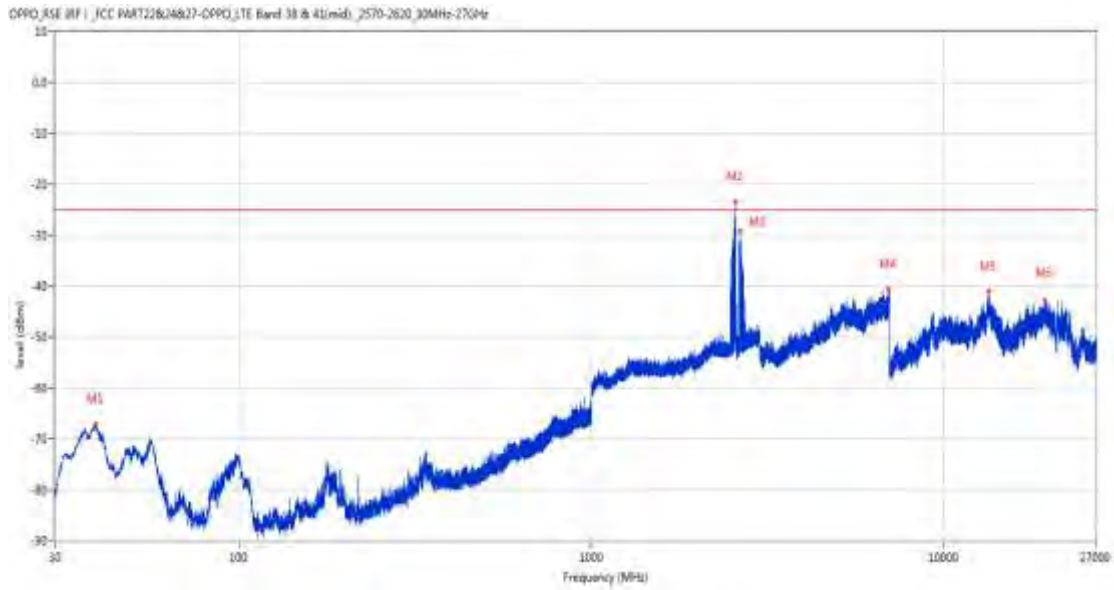
Frequency (MHz)	Result (dBm)	Factor (dB)	PK Limit (dBm)	Over Limit (dB)	Table (o)	ANT	EUT	Verdict
177.585	-69.27	-13.67	-25.0	-44.27	265.00	Horizontal	Horizontal	Pass
2545.800	-23.45	2.16	-25.0	1.55	143.00	Horizontal	Horizontal	N/A
2627.600	-26.30	2.89	-25.0	-1.30	164.00	Horizontal	Horizontal	N/A
6998.800	-40.59	13.53	-25.0	-15.59	77.00	Horizontal	Horizontal	Pass
13401.263	-40.57	10.71	-25.0	-15.57	274.00	Horizontal	Horizontal	Pass
19223.099	-42.34	13.91	-25.0	-17.34	347.00	Horizontal	Horizontal	Pass

RSE-H&V PCC CH37825 BW15 RB1 HIGH 16QAM SCC CH37975 BW15 RB1 LOW 16QAM



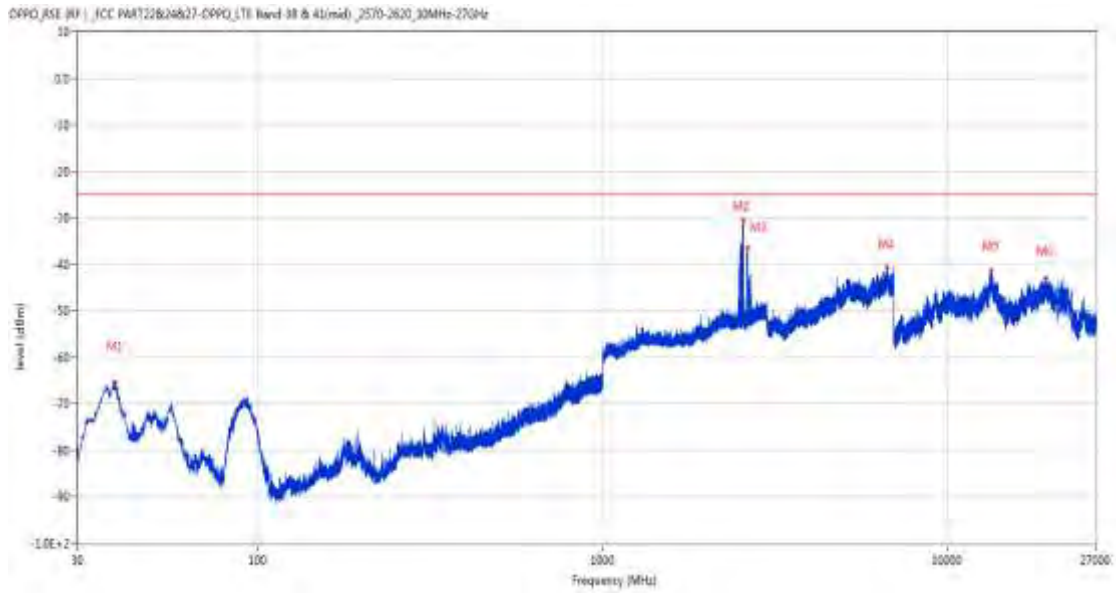
Frequency (MHz)	Result (dBm)	Factor (dB)	PK Limit (dBm)	Over Limit (dB)	Table (o)	ANT	EUT	Verdict
56.287	-72.41	-16.40	-25.0	-47.41	169.00	Horizontal	Vertical	Pass
2562.200	-26.92	2.39	-25.0	-1.92	206.00	Horizontal	Vertical	N/A
2644.800	-33.62	2.31	-25.0	-8.62	166.00	Horizontal	Vertical	N/A
6685.000	-40.85	12.56	-25.0	-15.85	240.00	Horizontal	Vertical	Pass
13469.250	-41.70	11.28	-25.0	-16.70	278.00	Horizontal	Vertical	Pass
19360.801	-42.75	15.41	-25.0	-17.75	144.00	Horizontal	Vertical	Pass

RSE-V&V PCC CH37825 BW15 RB1 HIGH 16QAM SCC CH37975 BW15 RB1 LOW 16QAM



Frequency (MHz)	Result (dBm)	Factor (dB)	PK Limit (dBm)	Over Limit (dB)	Table (o)	ANT	EUT	Verdict
39.215	-67.18	-17.99	-25.0	-42.18	101.00	Vertical	Vertical	Pass
2560.900	-23.43	2.39	-25.0	1.57	0.00	Vertical	Vertical	N/A
2633.400	-29.27	2.75	-25.0	-4.27	357.00	Vertical	Vertical	N/A
6985.200	-40.65	13.69	-25.0	-15.65	189.00	Vertical	Vertical	Pass
13416.750	-41.09	10.93	-25.0	-16.09	245.00	Vertical	Vertical	Pass
19330.200	-42.83	16.09	-25.0	-17.83	362.00	Vertical	Vertical	Pass

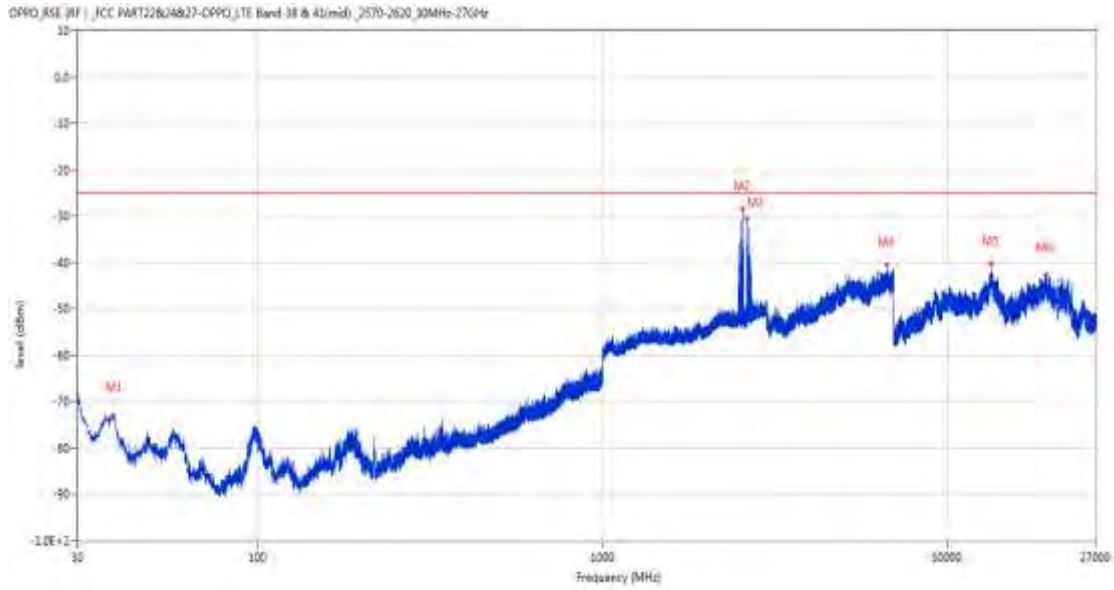
RSE-V&H PCC CH37825 BW15 RB1 HIGH 16QAM SCC CH37975 BW15 RB1 LOW 16QAM



Frequency (MHz)	Result (dBm)	Factor (dB)	PK Limit (dBm)	Over Limit (dB)	Table (o)	ANT	EUT	Verdict
38.439	-65.43	-17.79	-25.0	-40.43	174.00	Vertical	Horizontal	Pass
2558.100	-30.69	2.33	-25.0	-5.69	18.00	Vertical	Horizontal	N/A
2642.100	-36.39	2.53	-25.0	-11.39	59.00	Vertical	Horizontal	N/A
6691.000	-40.62	12.51	-25.0	-15.62	216.00	Vertical	Horizontal	Pass
13428.825	-41.10	11.12	-25.0	-16.10	307.00	Vertical	Horizontal	Pass
19329.749	-42.91	16.10	-25.0	-17.91	145.00	Vertical	Horizontal	Pass

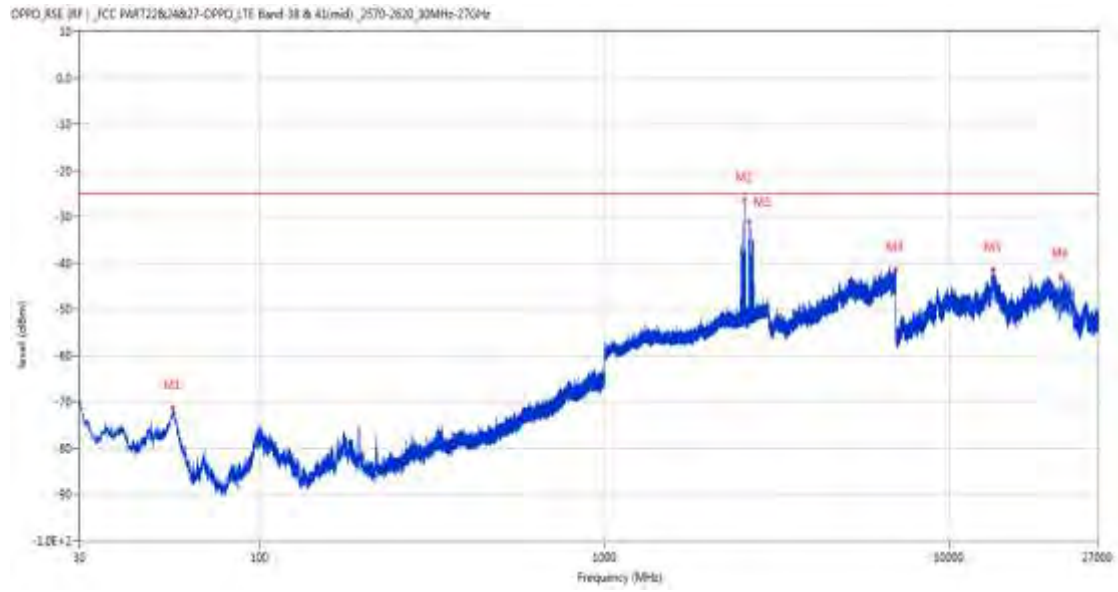
20.3 CA_38C 15MHz+15MHz, QPSK, Middle Channel

RSE-H&H PCC CH37925 BW15 RB1 HIGH QPSK SCC CH38075 BW15 RB1 LOW QPSK



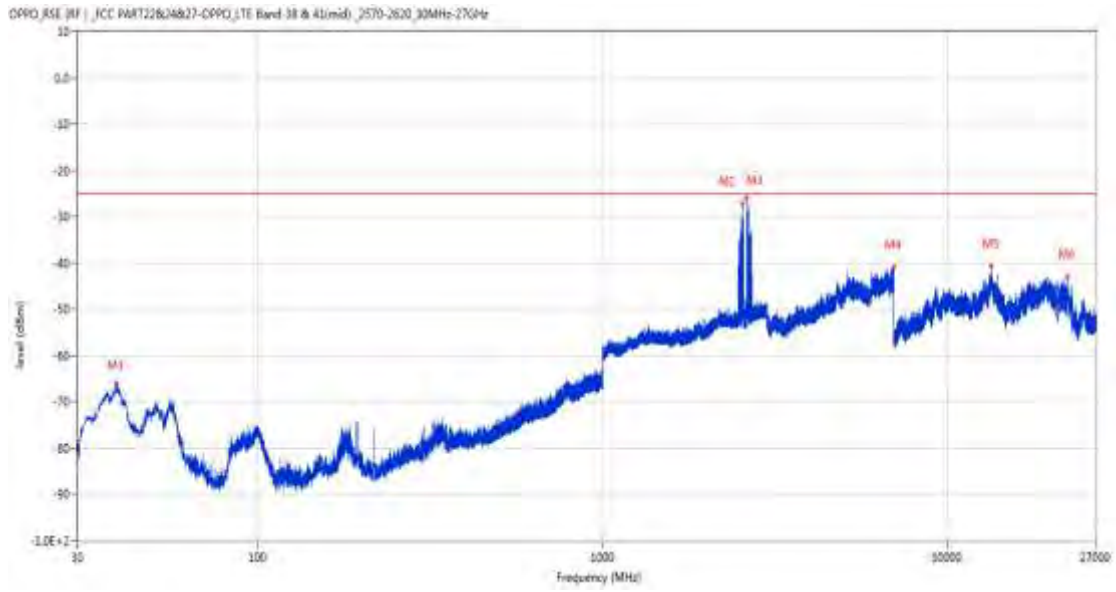
Frequency (MHz)	Result (dBm)	Factor (dB)	PK Limit (dBm)	Over Limit (dB)	Table (o)	ANT	EUT	Verdict
38.002	-73.12	-17.63	-25.0	-48.12	160.00	Horizontal	Horizontal	Pass
2554.000	-28.37	2.36	-25.0	-3.37	41.00	Horizontal	Horizontal	N/A
2625.900	-30.72	2.87	-25.0	-5.72	127.00	Horizontal	Horizontal	N/A
6681.400	-40.60	12.24	-25.0	-15.60	234.00	Horizontal	Horizontal	Pass
13421.737	-40.24	11.01	-25.0	-15.24	361.00	Horizontal	Horizontal	Pass
19335.150	-42.86	16.03	-25.0	-17.86	283.00	Horizontal	Horizontal	Pass

RSE-H&V PCC CH37925 BW15 RB1 HIGH QPSK SCC CH38075 BW15 RB1 LOW QPSK



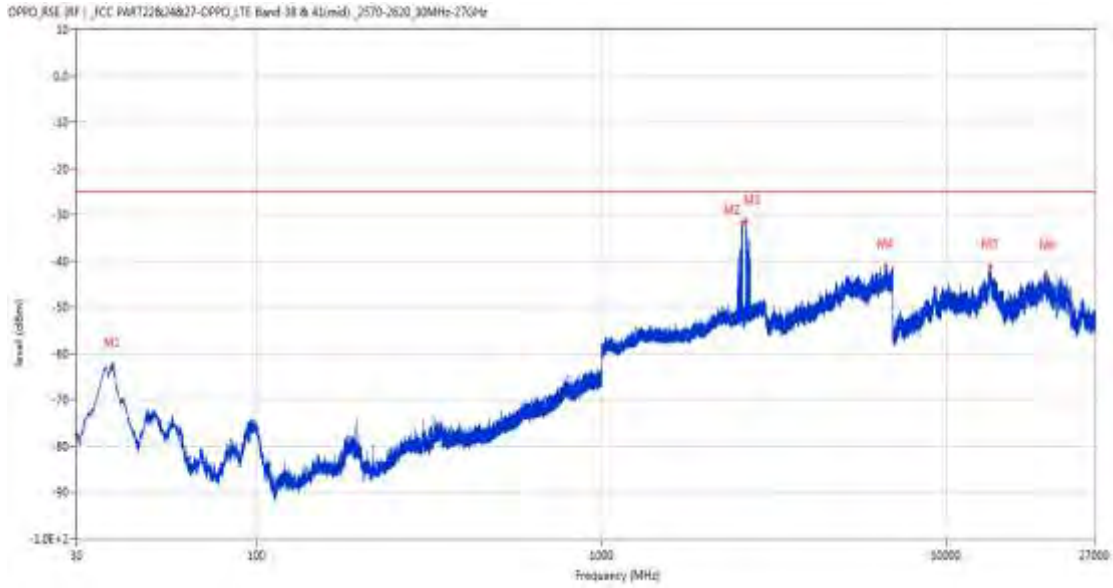
Frequency (MHz)	Result (dBm)	Factor (dB)	PK Limit (dBm)	Over Limit (dB)	Table (o)	ANT	EUT	Verdict
56.093	-71.34	-16.36	-25.0	-46.34	158.00	Horizontal	Vertical	Pass
2552.800	-26.30	2.36	-25.0	-1.30	131.00	Horizontal	Vertical	N/A
2627.800	-30.98	2.89	-25.0	-5.98	176.00	Horizontal	Vertical	N/A
6998.600	-41.39	13.53	-25.0	-16.39	211.00	Horizontal	Vertical	Pass
13419.638	-41.41	10.97	-25.0	-16.41	361.00	Horizontal	Vertical	Pass
21033.449	-43.02	14.51	-25.0	-18.02	0.00	Horizontal	Vertical	Pass

RSE-V&V PCC CH37925 BW15 RB1 HIGH QPSK SCC CH38075 BW15 RB1 LOW QPSK



Frequency (MHz)	Result (dBm)	Factor (dB)	PK Limit (dBm)	Over Limit (dB)	Table (o)	ANT	EUT	Verdict
38.924	-66.16	-17.98	-25.0	-41.16	127.00	Vertical	Vertical	Pass
2549.400	-27.09	2.41	-25.0	-2.09	0.00	Vertical	Vertical	N/A
2625.300	-25.83	2.86	-25.0	-0.83	342.00	Vertical	Vertical	N/A
6983.000	-41.01	13.91	-25.0	-16.01	57.00	Vertical	Vertical	Pass
13429.875	-40.83	11.14	-25.0	-15.83	208.00	Vertical	Vertical	Pass
22356.449	-42.94	14.94	-25.0	-17.94	339.00	Vertical	Vertical	Pass

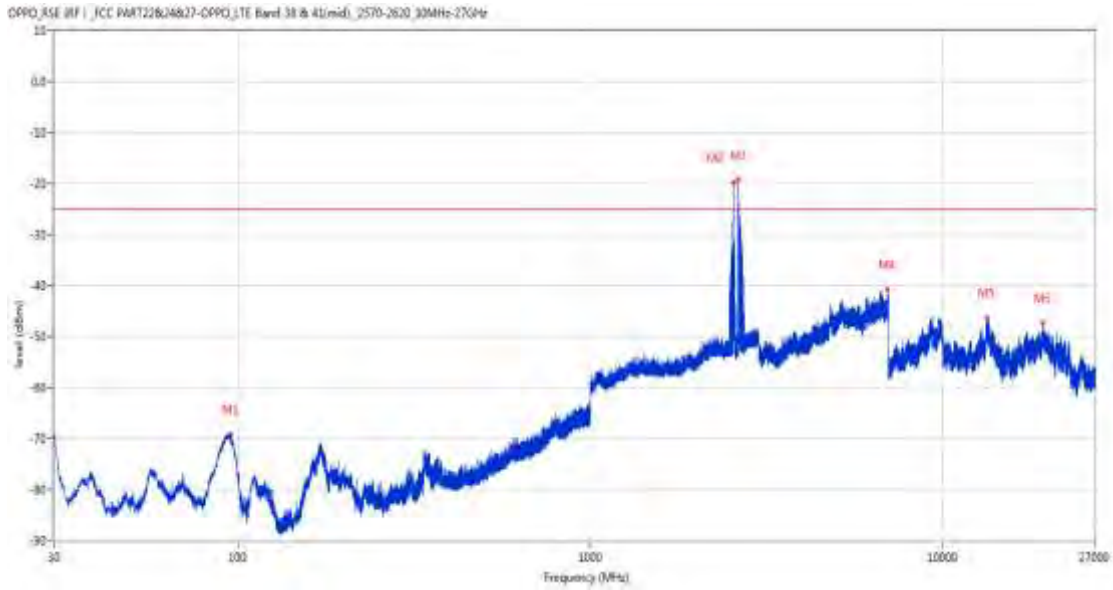
RSE-V&H PCC CH37925 BW15 RB1 HIGH QPSK SCC CH38075 BW15 RB1 LOW QPSK



Frequency (MHz)	Result (dBm)	Factor (dB)	PK Limit (dBm)	Over Limit (dB)	Table (o)	ANT	EUT	Verdict
38.148	-62.59	-17.69	-25.0	-37.59	109.00	Vertical	Horizontal	Pass
2560.000	-32.07	2.38	-25.0	-7.07	304.00	Vertical	Horizontal	N/A
2631.900	-31.25	2.84	-25.0	-6.25	304.00	Vertical	Horizontal	N/A
6690.800	-41.08	12.51	-25.0	-16.08	0.00	Vertical	Horizontal	Pass
13464.263	-41.25	11.37	-25.0	-16.25	146.00	Vertical	Horizontal	Pass
19400.849	-42.65	14.40	-25.0	-17.65	60.00	Vertical	Horizontal	Pass

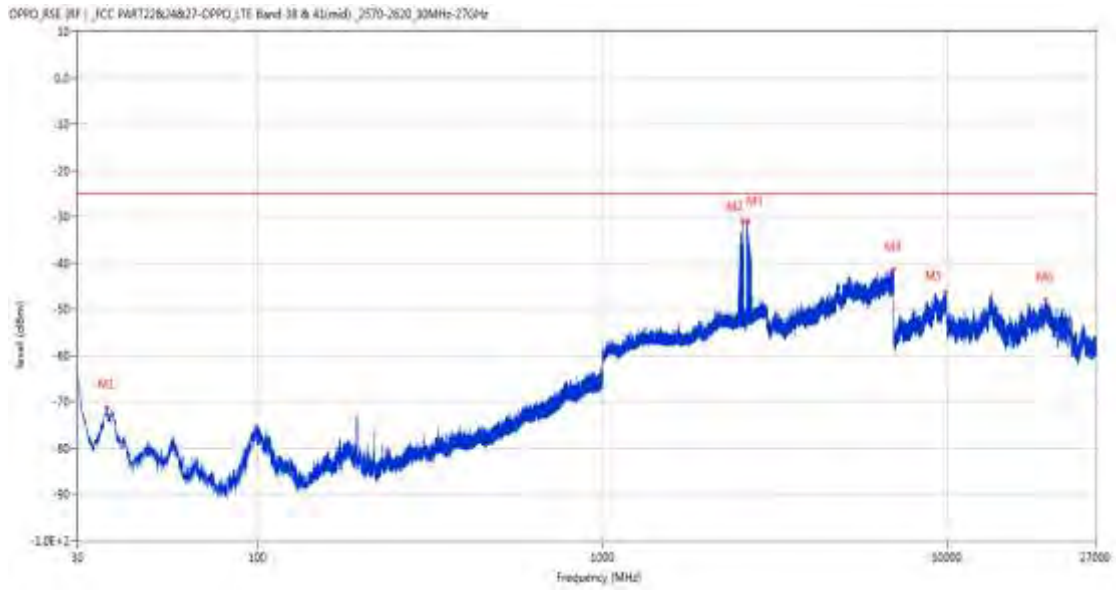
20.4 CA_38C 15MHz+15MHz, 16-QAM, Middle Channel

RSE-H&H PCC CH37925 BW15 RB1 HIGH 16QAM SCC CH38075 BW15 RB1 LOW 16QAM



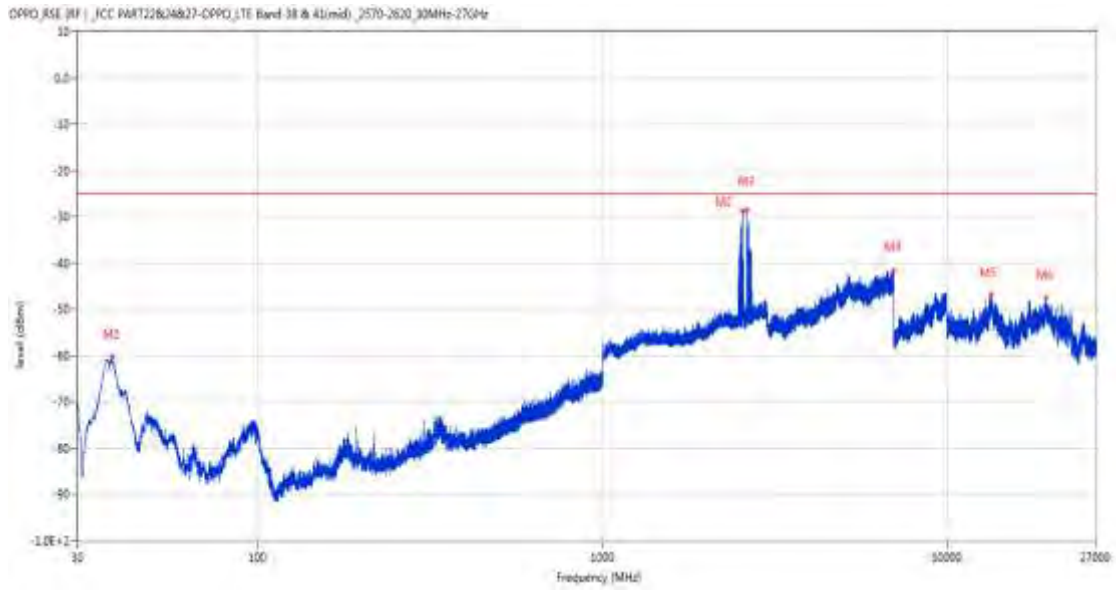
Frequency (MHz)	Result (dBm)	Factor (dB)	PK Limit (dBm)	Over Limit (dB)	Table (o)	ANT	EUT	Verdict
95.281	-69.24	-20.84	-25.0	-44.24	78.00	Horizontal	Horizontal	Pass
2551.800	-19.81	2.38	-25.0	5.19	142.00	Horizontal	Horizontal	N/A
2629.400	-19.11	2.90	-25.0	5.89	142.00	Horizontal	Horizontal	N/A
6982.600	-40.90	13.92	-25.0	-15.90	213.00	Horizontal	Horizontal	Pass
13331.438	-46.42	5.87	-25.0	-21.42	66.00	Horizontal	Horizontal	Pass
19273.949	-47.37	9.97	-25.0	-22.37	291.00	Horizontal	Horizontal	Pass

RSE-H&V PCC CH37925 BW15 RB1 HIGH 16QAM SCC CH38075 BW15 RB1 LOW 16QAM



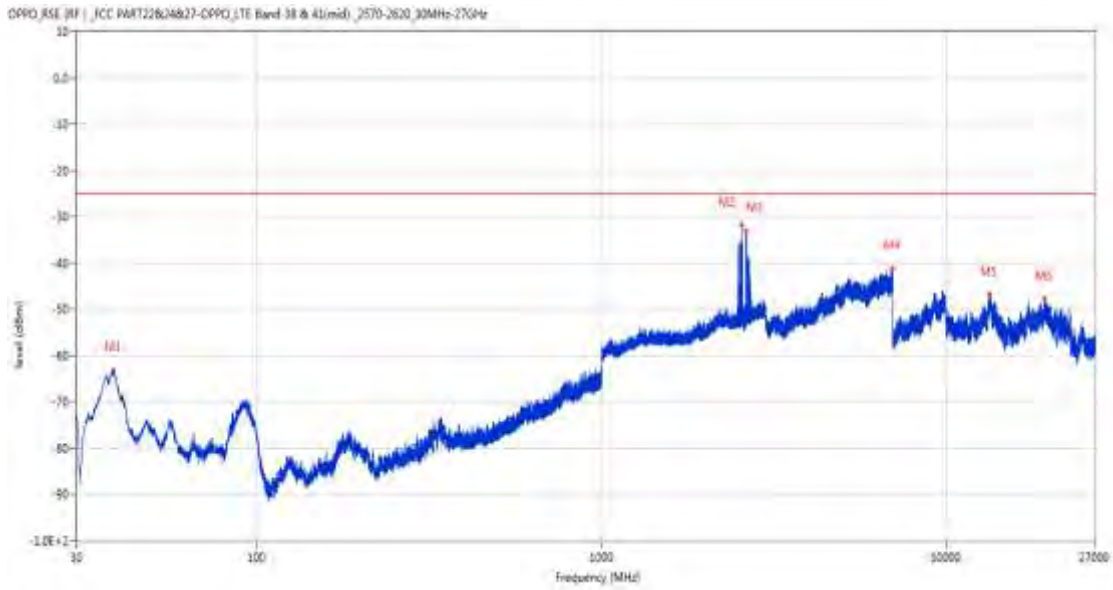
Frequency (MHz)	Result (dBm)	Factor (dB)	PK Limit (dBm)	Over Limit (dB)	Table (o)	ANT	EUT	Verdict
36.402	-71.35	-17.64	-25.0	-46.35	23.00	Horizontal	Vertical	Pass
2554.300	-30.93	2.36	-25.0	-5.93	170.00	Horizontal	Vertical	N/A
2643.700	-31.19	2.45	-25.0	-6.19	170.00	Horizontal	Vertical	N/A
6986.600	-41.44	13.68	-25.0	-16.44	180.00	Horizontal	Vertical	Pass
9888.513	-46.26	9.21	-25.0	-21.26	81.00	Horizontal	Vertical	Pass
19268.551	-48.02	9.80	-25.0	-23.02	345.00	Horizontal	Vertical	Pass

RSE-V&V PCC CH37925 BW15 RB1 HIGH 16QAM SCC CH38075 BW15 RB1 LOW 16QAM



Frequency (MHz)	Result (dBm)	Factor (dB)	PK Limit (dBm)	Over Limit (dB)	Table (o)	ANT	EUT	Verdict
37.760	-60.36	-17.57	-25.0	-35.36	105.00	Vertical	Vertical	Pass
2545.000	-28.78	2.10	-25.0	-3.78	337.00	Vertical	Vertical	N/A
2631.400	-28.58	2.88	-25.0	-3.58	342.00	Vertical	Vertical	N/A
6978.800	-41.61	13.98	-25.0	-16.61	302.00	Vertical	Vertical	Pass
13451.400	-46.70	6.51	-25.0	-21.70	21.00	Vertical	Vertical	Pass
19271.250	-47.44	9.88	-25.0	-22.44	73.00	Vertical	Vertical	Pass

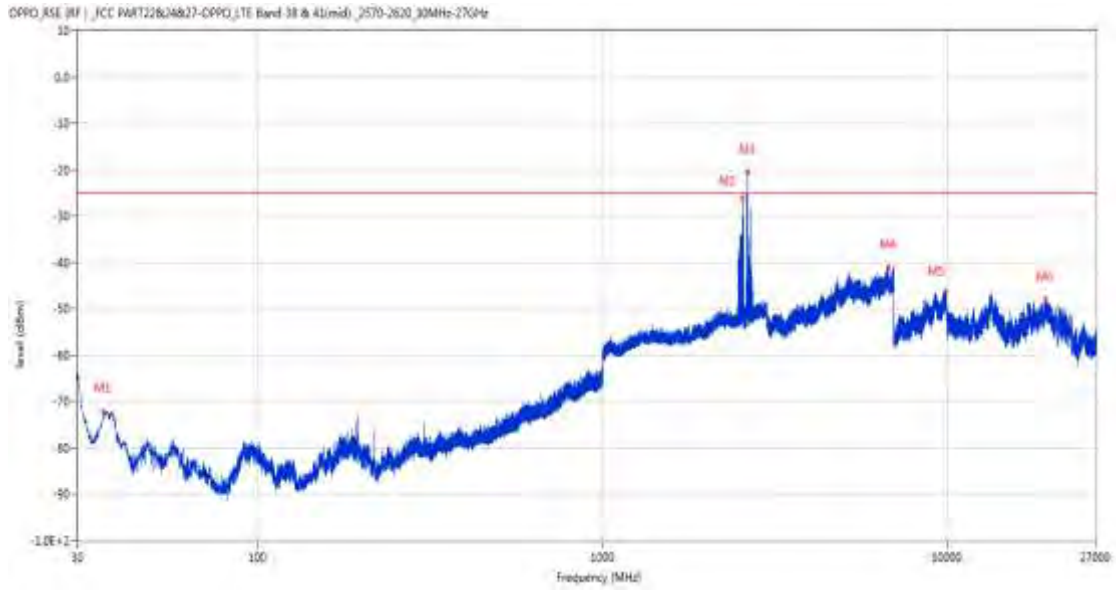
RSE-V&H PCC CH37925 BW15 RB1 HIGH 16QAM SCC CH38075 BW15 RB1 LOW 16QAM



Frequency (MHz)	Result (dBm)	Factor (dB)	PK Limit (dBm)	Over Limit (dB)	Table (o)	ANT	EUT	Verdict
38.487	-63.09	-17.81	-25.0	-38.09	118.00	Vertical	Horizontal	Pass
2552.900	-31.85	2.36	-25.0	-6.85	69.00	Vertical	Horizontal	N/A
2632.000	-33.15	2.84	-25.0	-8.15	224.00	Vertical	Horizontal	N/A
6994.200	-41.24	13.54	-25.0	-16.24	341.00	Vertical	Horizontal	Pass
13344.037	-46.87	5.97	-25.0	-21.87	293.00	Vertical	Horizontal	Pass
19314.000	-47.69	10.98	-25.0	-22.69	100.00	Vertical	Horizontal	Pass

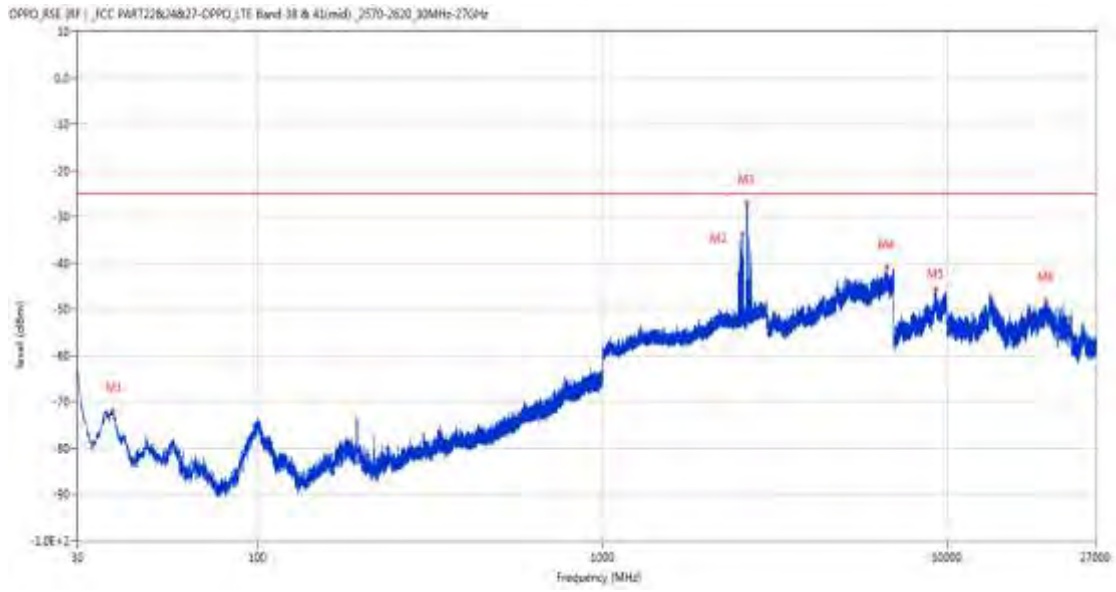
20.5 CA_38C 15MHz+15MHz, QPSK, High Channel

RSE-H&H PCC CH38025 BW15 RB1 HIGH QPSK SCC CH38175 BW15 RB1 LOW QPSK



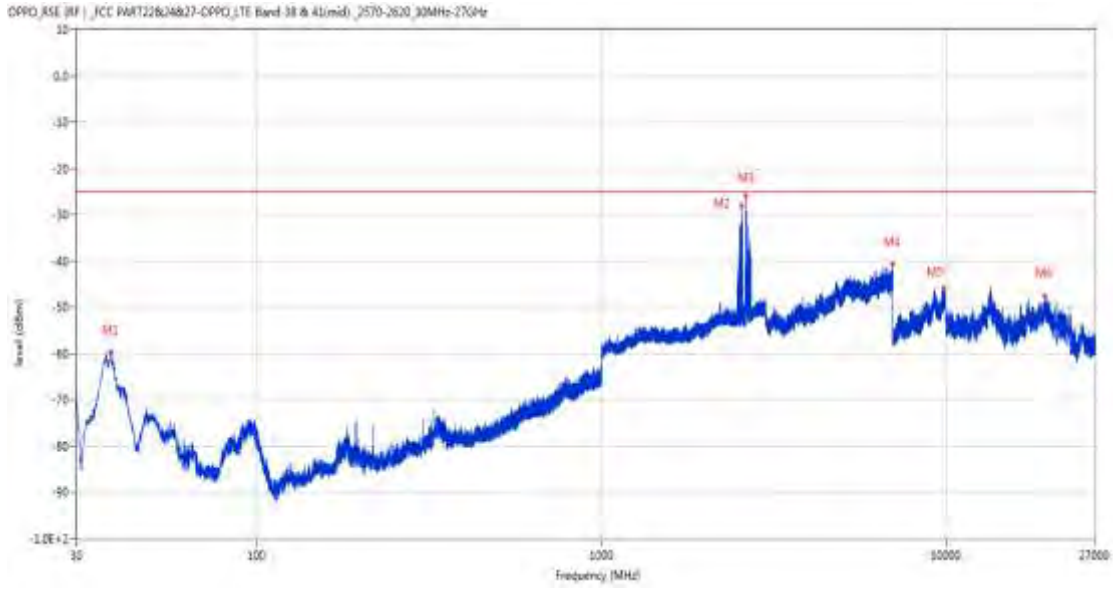
Frequency (MHz)	Result (dBm)	Factor (dB)	PK Limit (dBm)	Over Limit (dB)	Table (o)	ANT	EUT	Verdict
35.675	-72.11	-18.04	-25.0	-47.11	60.00	Horizontal	Horizontal	Pass
2556.000	-26.06	2.25	-25.0	-1.06	145.00	Horizontal	Horizontal	N/A
2632.900	-20.62	2.76	-25.0	4.38	137.00	Horizontal	Horizontal	N/A
6743.000	-41.00	12.50	-25.0	-16.00	210.00	Horizontal	Horizontal	Pass
9896.849	-46.44	9.29	-25.0	-21.44	65.00	Horizontal	Horizontal	Pass
19299.150	-47.98	10.37	-25.0	-22.98	75.00	Horizontal	Horizontal	Pass

RSE-H&V PCC CH38025 BW15 RB1 HIGH QPSK SCC CH38175 BW15 RB1 LOW QPSK



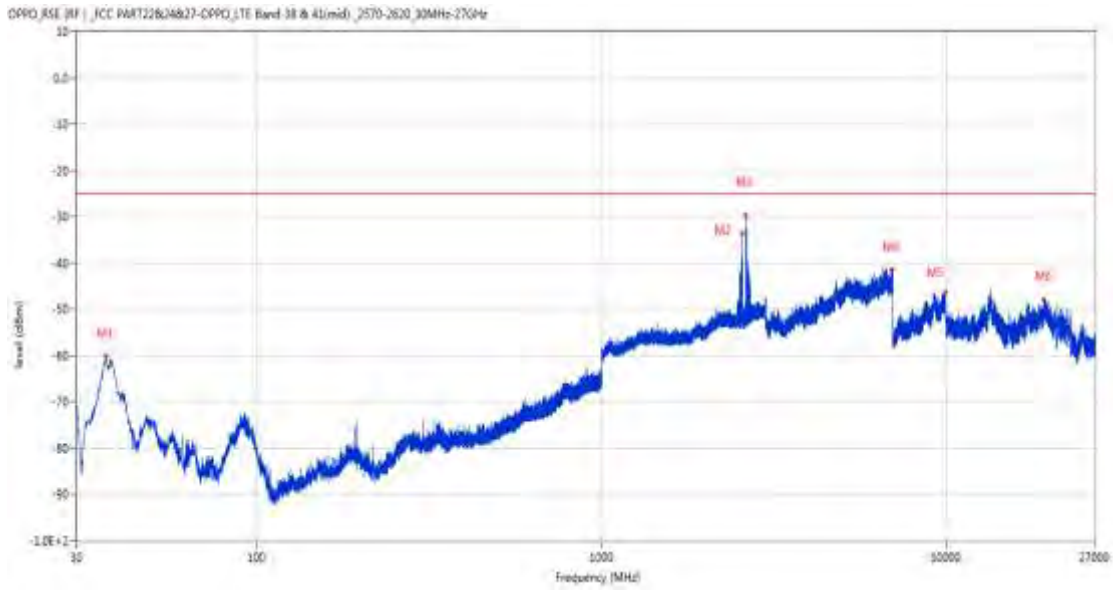
Frequency (MHz)	Result (dBm)	Factor (dB)	PK Limit (dBm)	Over Limit (dB)	Table (o)	ANT	EUT	Verdict
37.906	-71.84	-17.61	-25.0	-46.84	157.00	Horizontal	Vertical	Pass
2547.600	-33.73	2.31	-25.0	-8.73	156.00	Horizontal	Vertical	N/A
2630.200	-26.97	2.91	-25.0	-1.97	194.00	Horizontal	Vertical	N/A
6693.800	-40.88	12.48	-25.0	-15.88	82.00	Horizontal	Vertical	Pass
9298.275	-45.68	10.17	-25.0	-20.68	175.00	Horizontal	Vertical	Pass
19342.801	-48.19	10.88	-25.0	-23.19	76.00	Horizontal	Vertical	Pass

RSE-V&V PCC CH38025 BW15 RB1 HIGH QPSK SCC CH38175 BW15 RB1 LOW QPSK



Frequency (MHz)	Result (dBm)	Factor (dB)	PK Limit (dBm)	Over Limit (dB)	Table (o)	ANT	EUT	Verdict
37.712	-59.81	-17.56	-25.0	-34.81	102.00	Vertical	Vertical	Pass
2553.900	-28.10	2.36	-25.0	-3.10	331.00	Vertical	Vertical	N/A
2631.700	-26.02	2.86	-25.0	-1.02	64.00	Vertical	Vertical	N/A
6994.200	-40.67	13.54	-25.0	-15.67	310.00	Vertical	Vertical	Pass
9820.375	-45.96	10.21	-25.0	-20.96	153.00	Vertical	Vertical	Pass
19310.850	-47.51	10.84	-25.0	-22.51	293.00	Vertical	Vertical	Pass

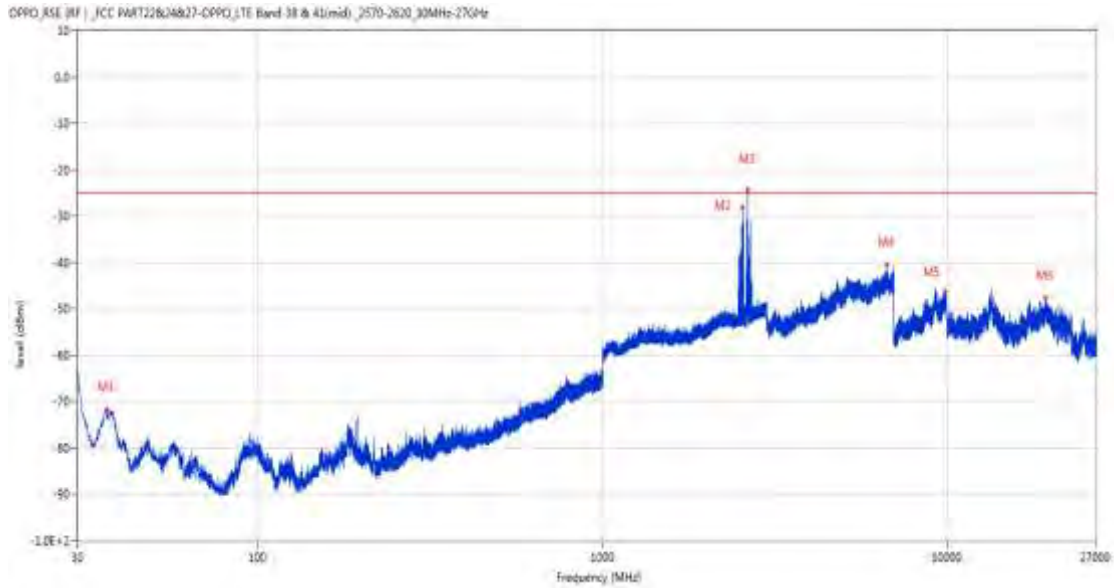
RSE-V&H PCC CH38025 BW15 RB1 HIGH QPSK SCC CH38175 BW15 RB1 LOW QPSK



Frequency (MHz)	Result (dBm)	Factor (dB)	PK Limit (dBm)	Over Limit (dB)	Table (o)	ANT	EUT	Verdict
36.450	-60.14	-17.62	-25.0	-35.14	110.00	Vertical	Horizontal	Pass
2560.800	-33.45	2.39	-25.0	-8.45	85.00	Vertical	Horizontal	N/A
2629.300	-29.64	2.90	-25.0	-4.64	37.00	Vertical	Horizontal	N/A
6971.800	-41.46	13.70	-25.0	-16.46	310.00	Vertical	Horizontal	Pass
9932.787	-46.44	8.88	-25.0	-21.44	362.00	Vertical	Horizontal	Pass
19206.900	-47.85	8.98	-25.0	-22.85	78.00	Vertical	Horizontal	Pass

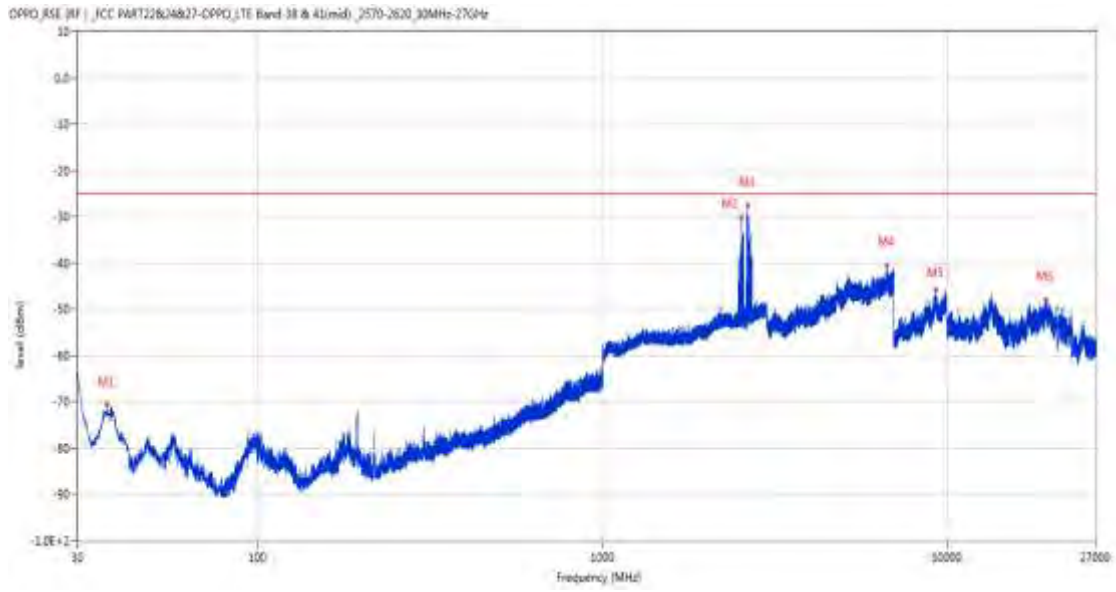
20.6 CA_38C 15MHz+15MHz, 16-QAM, High Channel

RSE-H&H PCC CH38025 BW15 RB1 HIGH 16QAM SCC CH38175 BW15 RB1 LOW 16QAM



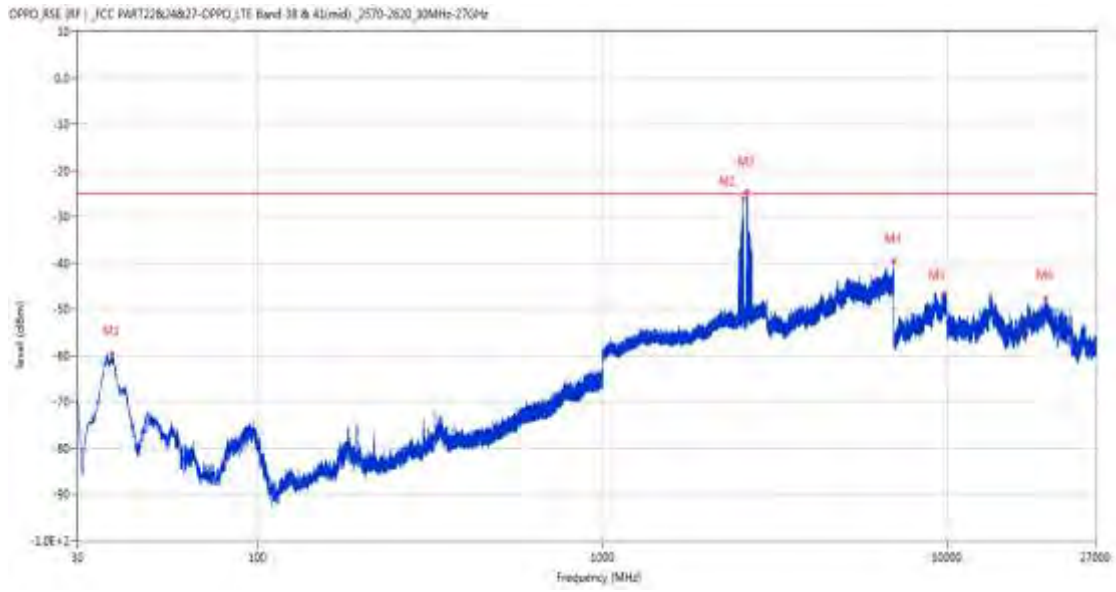
Frequency (MHz)	Result (dBm)	Factor (dB)	PK Limit (dBm)	Over Limit (dB)	Table (o)	ANT	EUT	Verdict
36.402	-71.61	-17.64	-25.0	-46.61	-2.00	Horizontal	Horizontal	Pass
2553.700	-28.14	2.36	-25.0	-3.14	129.00	Horizontal	Horizontal	N/A
2634.100	-24.42	2.74	-25.0	0.58	302.00	Horizontal	Horizontal	N/A
6679.000	-40.61	12.14	-25.0	-15.61	213.00	Horizontal	Horizontal	Pass
9894.263	-46.39	9.27	-25.0	-21.39	247.00	Horizontal	Horizontal	Pass
19328.401	-47.71	11.12	-25.0	-22.71	273.00	Horizontal	Horizontal	Pass

RSE-H&V PCC CH38025 BW15 RB1 HIGH 16QAM SCC CH38175 BW15 RB1 LOW 16QAM



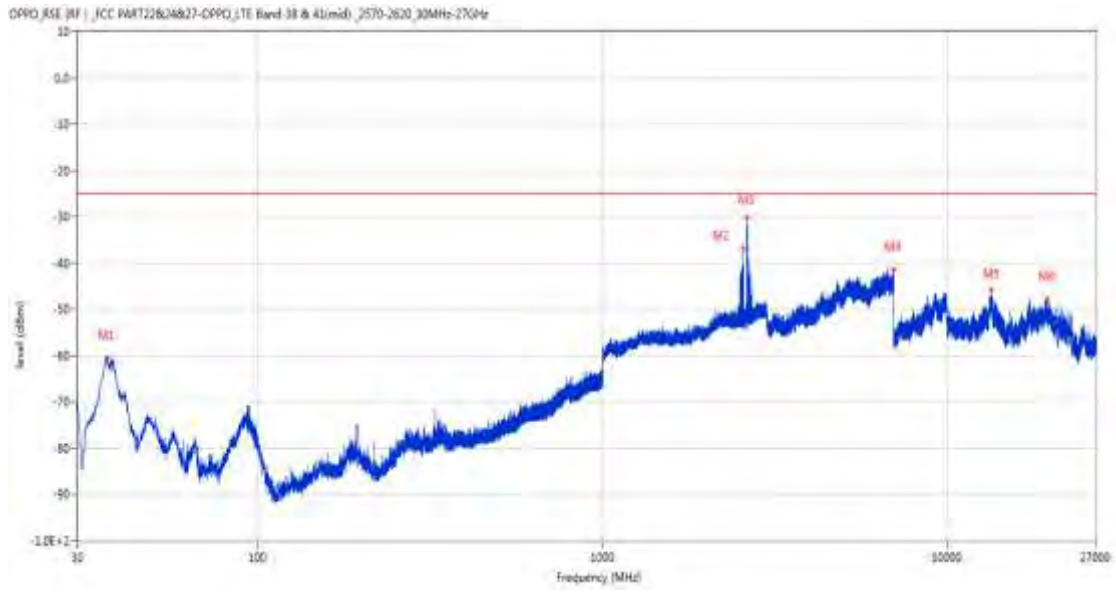
Frequency (MHz)	Result (dBm)	Factor (dB)	PK Limit (dBm)	Over Limit (dB)	Table (o)	ANT	EUT	Verdict
36.450	-70.54	-17.62	-25.0	-45.54	52.00	Horizontal	Vertical	Pass
2534.500	-30.19	2.18	-25.0	-5.19	154.00	Horizontal	Vertical	N/A
2635.400	-27.46	2.73	-25.0	-2.46	206.00	Horizontal	Vertical	N/A
6690.200	-40.60	12.52	-25.0	-15.60	0.00	Horizontal	Vertical	Pass
9287.063	-45.83	9.76	-25.0	-20.83	157.00	Horizontal	Vertical	Pass
19291.501	-47.83	10.29	-25.0	-22.83	175.00	Horizontal	Vertical	Pass

RSE-V&V PCC CH38025 BW15 RB1 HIGH 16QAM SCC CH38175 BW15 RB1 LOW 16QAM



Frequency (MHz)	Result (dBm)	Factor (dB)	PK Limit (dBm)	Over Limit (dB)	Table (o)	ANT	EUT	Verdict
37.760	-59.65	-17.57	-25.0	-34.65	96.00	Vertical	Vertical	Pass
2562.800	-26.19	2.40	-25.0	-1.19	184.00	Vertical	Vertical	N/A
2631.400	-24.52	2.88	-25.0	0.48	117.00	Vertical	Vertical	N/A
6984.400	-39.64	13.76	-25.0	-14.64	41.00	Vertical	Vertical	Pass
9822.675	-46.65	10.12	-25.0	-21.65	66.00	Vertical	Vertical	Pass
19318.950	-47.66	11.19	-25.0	-22.66	236.00	Vertical	Vertical	Pass

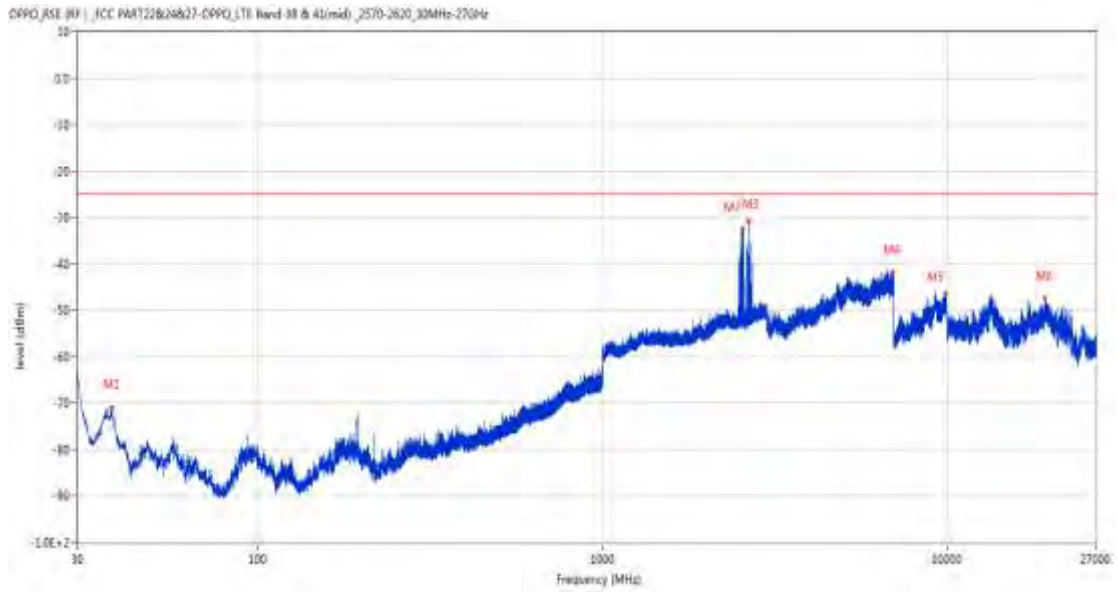
RSE-V&H PCC CH38025 BW15 RB1 HIGH 16QAM SCC CH38175 BW15 RB1 LOW 16QAM



Frequency (MHz)	Result (dBm)	Factor (dB)	PK Limit (dBm)	Over Limit (dB)	Table (o)	ANT	EUT	Verdict
36.596	-60.58	-17.55	-25.0	-35.58	123.00	Vertical	Horizontal	Pass
2563.200	-37.03	2.40	-25.0	-12.03	229.00	Vertical	Horizontal	N/A
2628.000	-30.22	2.89	-25.0	-5.22	46.00	Vertical	Horizontal	N/A
6993.000	-41.35	13.56	-25.0	-16.35	360.00	Vertical	Horizontal	Pass
13412.550	-46.00	5.87	-25.0	-21.00	-2.00	Vertical	Horizontal	Pass
19532.700	-47.91	8.37	-25.0	-22.91	15.00	Vertical	Horizontal	Pass

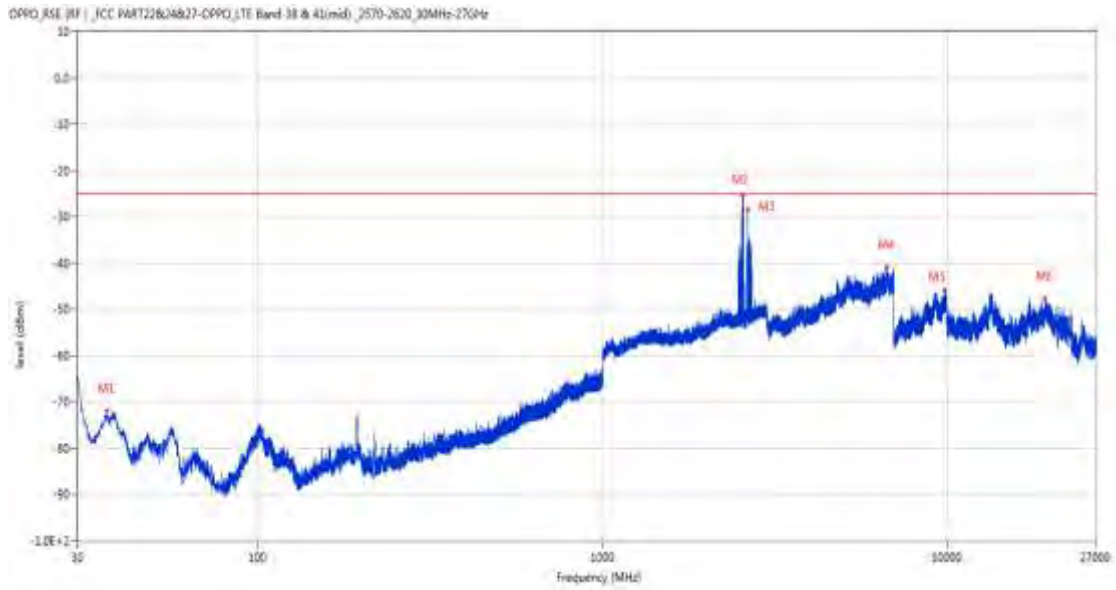
20.7 CA_38C 20MHz+20MHz, QPSK, Low Channel

RSE-H&H PCC CH37850 BW/20 RB1 HIGH QPSK SCC CH38048 BW/20 RB1 LOW QPSK



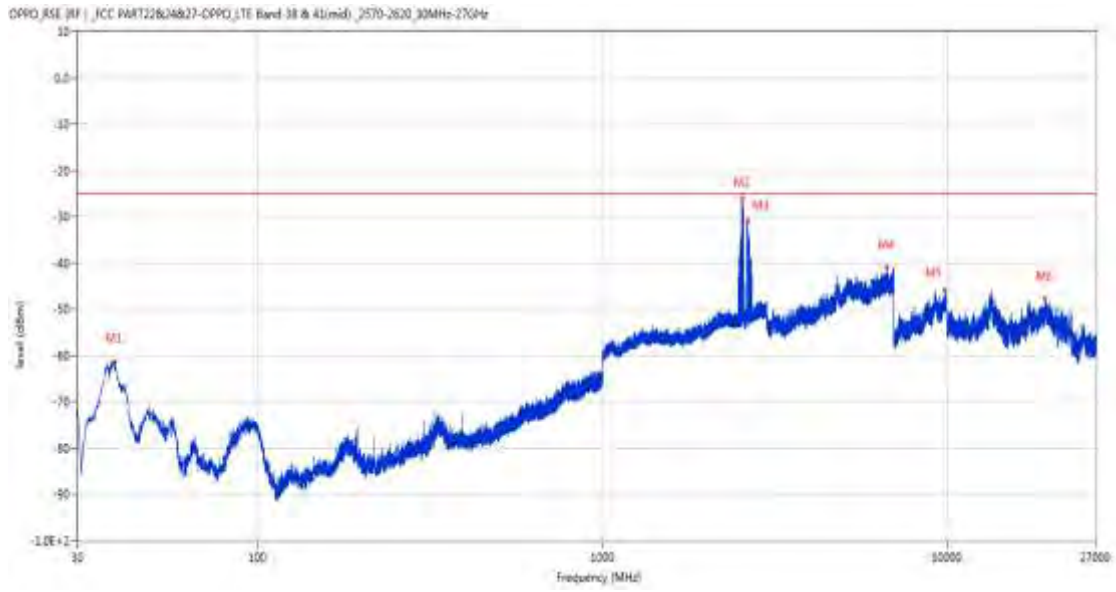
Frequency (MHz)	Result (dBm)	Factor (dB)	PK Limit (dBm)	Over Limit (dB)	Table (o)	ANT	EUT	Verdict
37.760	-70.99	-17.57	-25.0	-45.99	154.00	Horizontal	Horizontal	Pass
2550.000	-32.49	2.44	-25.0	-7.49	216.00	Horizontal	Horizontal	N/A
2647.700	-30.87	2.47	-25.0	-5.87	139.00	Horizontal	Horizontal	N/A
6962.600	-41.82	13.16	-25.0	-16.82	145.00	Horizontal	Horizontal	Pass
9879.026	-46.46	9.13	-25.0	-21.46	329.00	Horizontal	Horizontal	Pass
19199.250	-47.57	8.98	-25.0	-22.57	170.00	Horizontal	Horizontal	Pass

RSE-H&V PCC CH37850 BW20 RB1 HIGH QPSK SCC CH38048 BW20 RB1 LOW QPSK



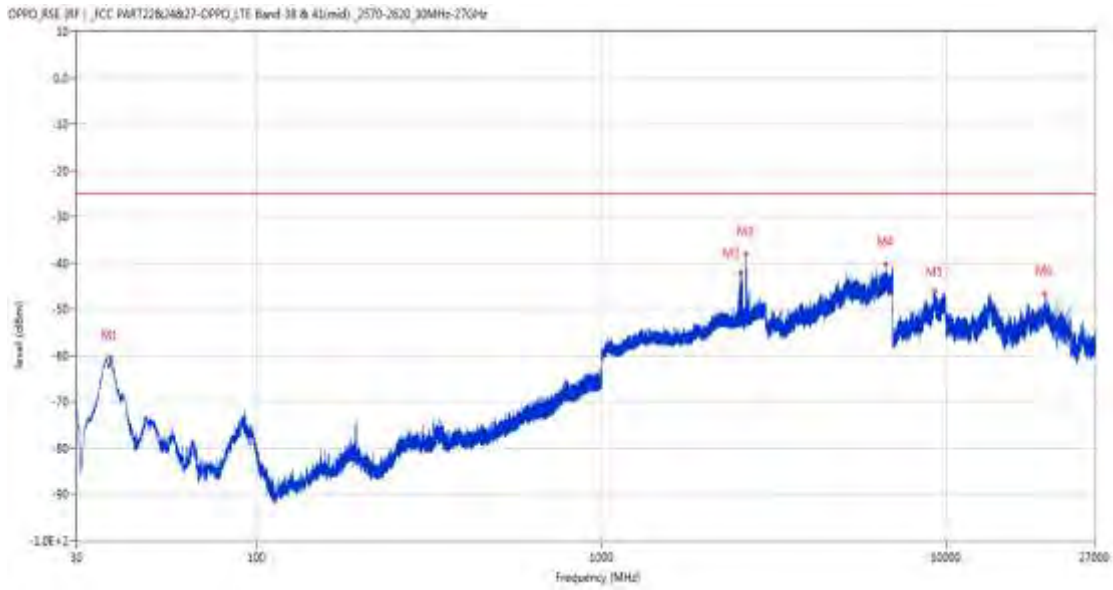
Frequency (MHz)	Result (dBm)	Factor (dB)	PK Limit (dBm)	Over Limit (dB)	Table (o)	ANT	EUT	Verdict
36.499	-71.92	-17.60	-25.0	-46.92	41.00	Horizontal	Vertical	Pass
2547.400	-25.47	2.29	-25.0	-0.47	158.00	Horizontal	Vertical	N/A
2643.600	-28.46	2.45	-25.0	-3.46	148.00	Horizontal	Vertical	N/A
6693.200	-41.05	12.49	-25.0	-16.05	135.00	Horizontal	Vertical	Pass
9826.413	-45.83	9.98	-25.0	-20.83	84.00	Horizontal	Vertical	Pass
19249.650	-47.66	9.11	-25.0	-22.66	251.00	Horizontal	Vertical	Pass

RSE-V&V PCC CH37850 BW20 RB1 HIGH QPSK SCC CH38048 BW20 RB1 LOW QPSK



Frequency (MHz)	Result (dBm)	Factor (dB)	PK Limit (dBm)	Over Limit (dB)	Table (o)	ANT	EUT	Verdict
38.439	-61.46	-17.79	-25.0	-36.46	117.00	Vertical	Vertical	Pass
2555.100	-26.21	2.31	-25.0	-1.21	344.00	Vertical	Vertical	N/A
2645.600	-30.96	2.21	-25.0	-5.96	344.00	Vertical	Vertical	N/A
6670.400	-40.92	11.79	-25.0	-15.92	89.00	Vertical	Vertical	Pass
9820.375	-46.01	10.21	-25.0	-21.01	133.00	Vertical	Vertical	Pass
19205.550	-47.65	8.98	-25.0	-22.65	137.00	Vertical	Vertical	Pass

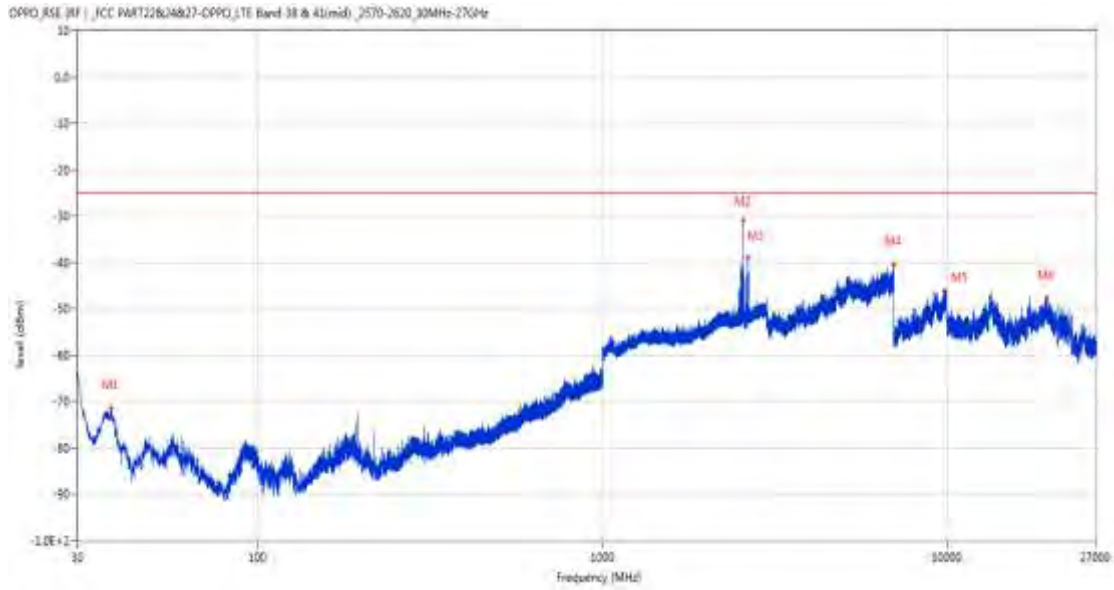
RSE-V&H PCC CH37850 BW20 RB1 HIGH QPSK SCC CH38048 BW20 RB1 LOW QPSK



Frequency (MHz)	Result (dBm)	Factor (dB)	PK Limit (dBm)	Over Limit (dB)	Table (o)	ANT	EUT	Verdict
37.663	-60.52	-17.54	-25.0	-35.52	99.00	Vertical	Horizontal	Pass
2540.600	-42.02	1.93	-25.0	-17.02	125.00	Vertical	Horizontal	N/A
2626.000	-38.10	2.87	-25.0	-13.10	35.00	Vertical	Horizontal	N/A
6690.000	-40.37	12.52	-25.0	-15.37	107.00	Vertical	Horizontal	Pass
9294.537	-46.03	10.03	-25.0	-21.03	144.00	Vertical	Horizontal	Pass
19337.849	-46.48	10.99	-25.0	-21.48	33.00	Vertical	Horizontal	Pass

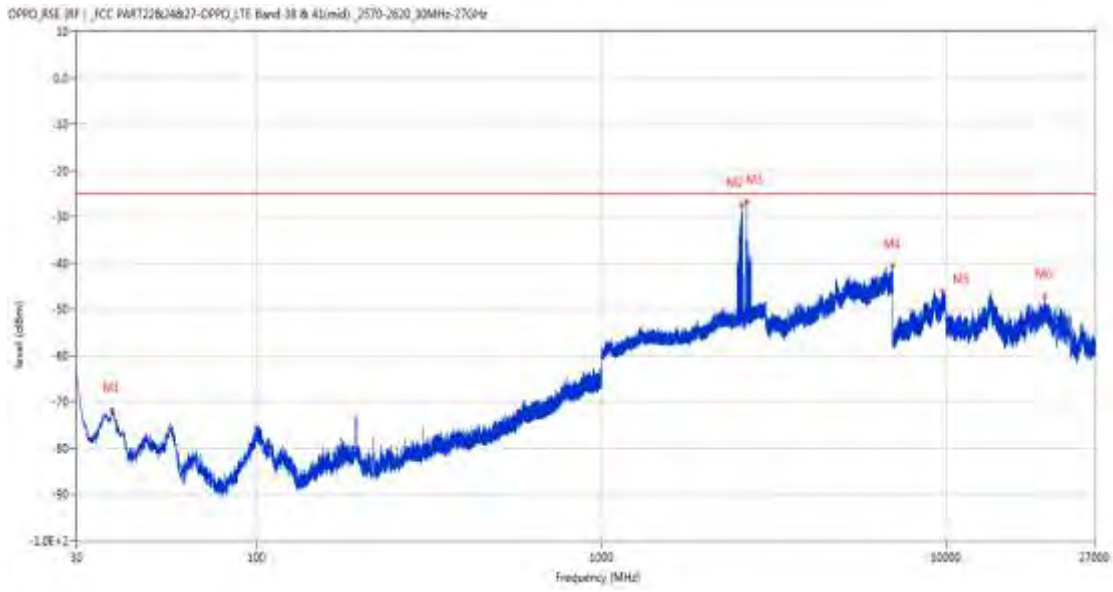
20.8 CA_38C 20MHz+20MHz, 16-QAM, Low Channel

RSE-H&H PCC CH37850 BW/20 RB1 HIGH 16QAM SCC CH38048 BW/20 RB1 LOW 16QAM



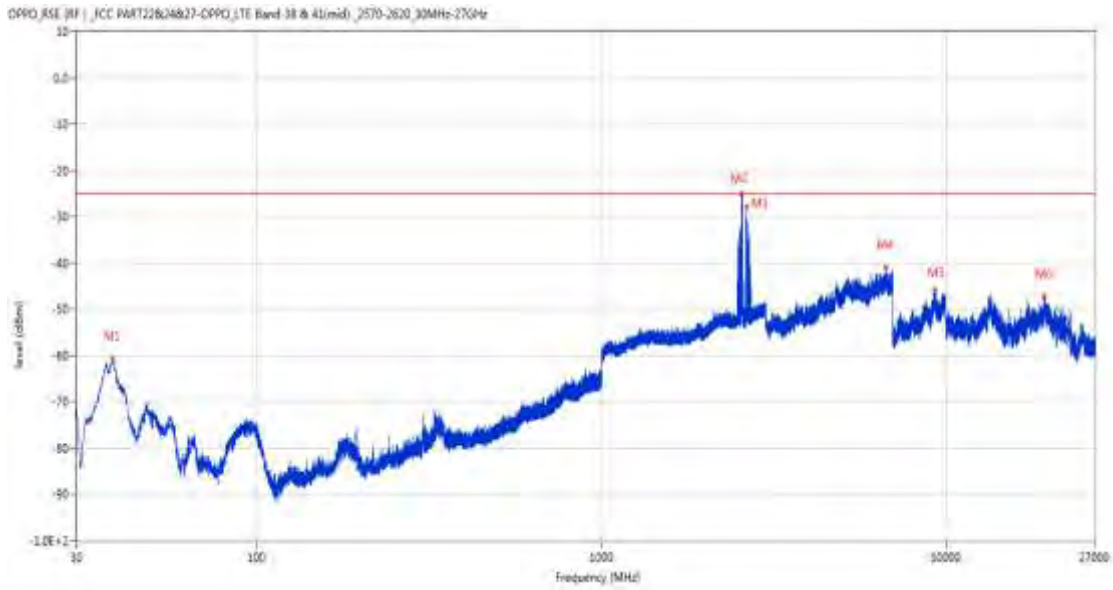
Frequency (MHz)	Result (dBm)	Factor (dB)	PK Limit (dBm)	Over Limit (dB)	Table (o)	ANT	EUT	Verdict
37.663	-71.58	-17.54	-25.0	-46.58	190.00	Horizontal	Horizontal	Pass
2564.100	-30.86	2.41	-25.0	-5.86	100.00	Horizontal	Horizontal	N/A
2644.300	-38.96	2.37	-25.0	-13.96	255.00	Horizontal	Horizontal	N/A
6999.800	-40.59	13.53	-25.0	-15.59	4.00	Horizontal	Horizontal	Pass
9818.362	-46.12	10.22	-25.0	-21.12	140.00	Horizontal	Horizontal	Pass
19413.901	-47.70	9.28	-25.0	-22.70	100.00	Horizontal	Horizontal	Pass

RSE-H&V PCC CH37850 BW20 RB1 HIGH 16QAM SCC CH38048 BW20 RB1 LOW 16QAM



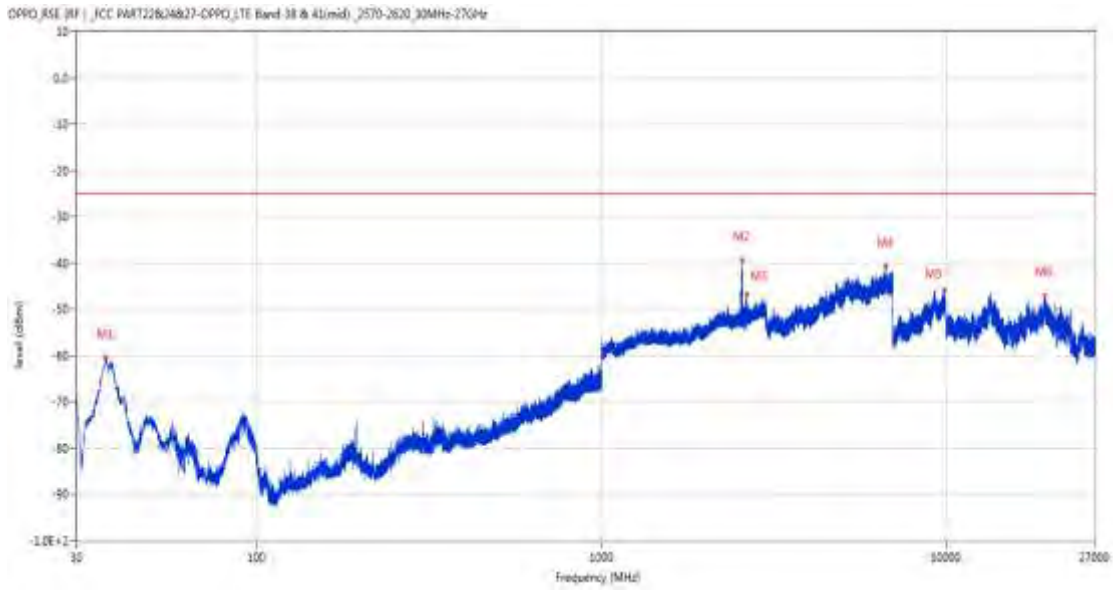
Frequency (MHz)	Result (dBm)	Factor (dB)	PK Limit (dBm)	Over Limit (dB)	Table (o)	ANT	EUT	Verdict
38.051	-71.80	-17.65	-25.0	-46.80	150.00	Horizontal	Vertical	Pass
2555.600	-27.55	2.28	-25.0	-2.55	163.00	Horizontal	Vertical	N/A
2633.400	-26.86	2.75	-25.0	-1.86	174.00	Horizontal	Vertical	N/A
6999.400	-40.83	13.53	-25.0	-15.83	0.00	Horizontal	Vertical	Pass
9795.937	-46.07	10.07	-25.0	-21.07	251.00	Horizontal	Vertical	Pass
19291.501	-47.25	10.29	-25.0	-22.25	344.00	Horizontal	Vertical	Pass

RSE-V&V PCC CH37850 BW20 RB1 HIGH 16QAM SCC CH38048 BW20 RB1 LOW 16QAM



Frequency (MHz)	Result (dBm)	Factor (dB)	PK Limit (dBm)	Over Limit (dB)	Table (o)	ANT	EUT	Verdict
38.294	-60.74	-17.74	-25.0	-35.74	100.00	Vertical	Vertical	Pass
2553.000	-24.95	2.36	-25.0	0.05	341.00	Vertical	Vertical	N/A
2633.500	-27.97	2.75	-25.0	-2.97	341.00	Vertical	Vertical	N/A
6682.200	-40.87	12.30	-25.0	-15.87	360.00	Vertical	Vertical	Pass
9299.713	-45.89	10.22	-25.0	-20.89	133.00	Vertical	Vertical	Pass
19260.901	-47.15	9.54	-25.0	-22.15	-1.00	Vertical	Vertical	Pass

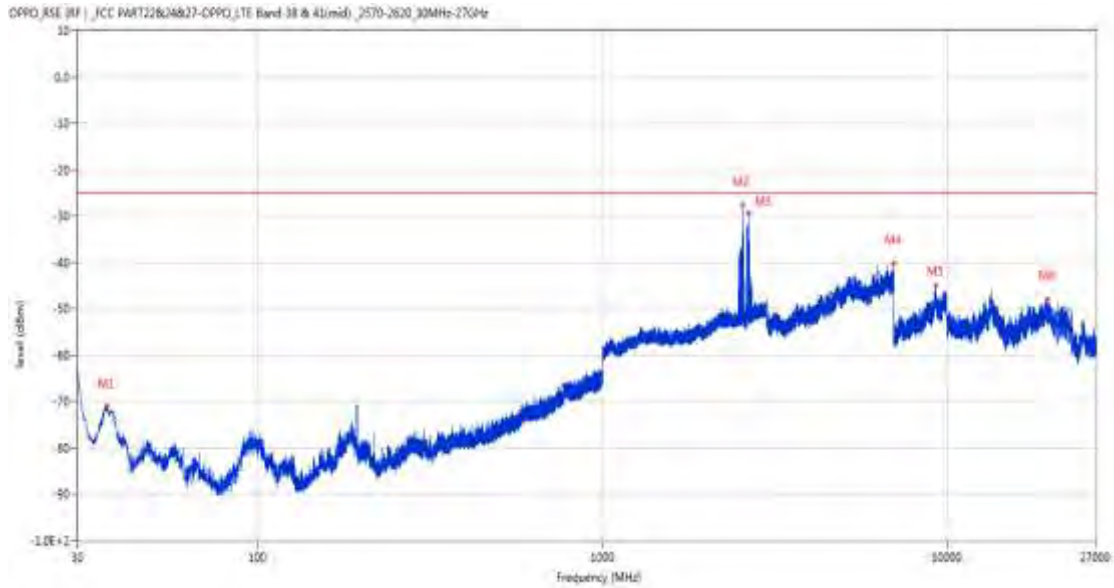
RSE-V&H PCC CH37850 BW20 RB1 HIGH 16QAM SCC CH38048 BW20 RB1 LOW 16QAM



Frequency (MHz)	Result (dBm)	Factor (dB)	PK Limit (dBm)	Over Limit (dB)	Table (o)	ANT	EUT	Verdict
36.499	-60.51	-17.60	-25.0	-35.51	122.00	Vertical	Horizontal	Pass
2562.800	-39.50	2.40	-25.0	-14.50	183.00	Vertical	Horizontal	N/A
2640.700	-46.85	2.60	-25.0	-21.85	86.00	Vertical	Horizontal	N/A
6681.400	-40.75	12.24	-25.0	-15.75	334.00	Vertical	Horizontal	Pass
9901.450	-46.00	9.29	-25.0	-21.00	327.00	Vertical	Horizontal	Pass
19275.749	-47.06	10.03	-25.0	-22.06	0.00	Vertical	Horizontal	Pass

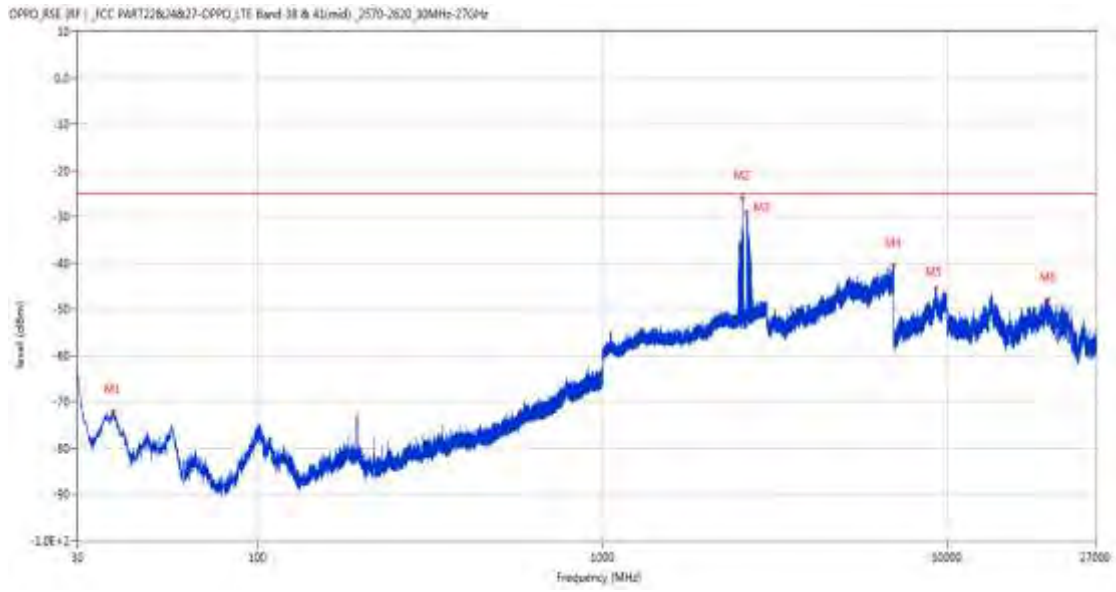
20.9 CA_38C 20MHz+20MHz, QPSK, Middle Channel

RSE-H&H PCC CH37901 BW/20 RB1 HIGH QPSK SCC CH38099 BW/20 RB1 LOW QPSK



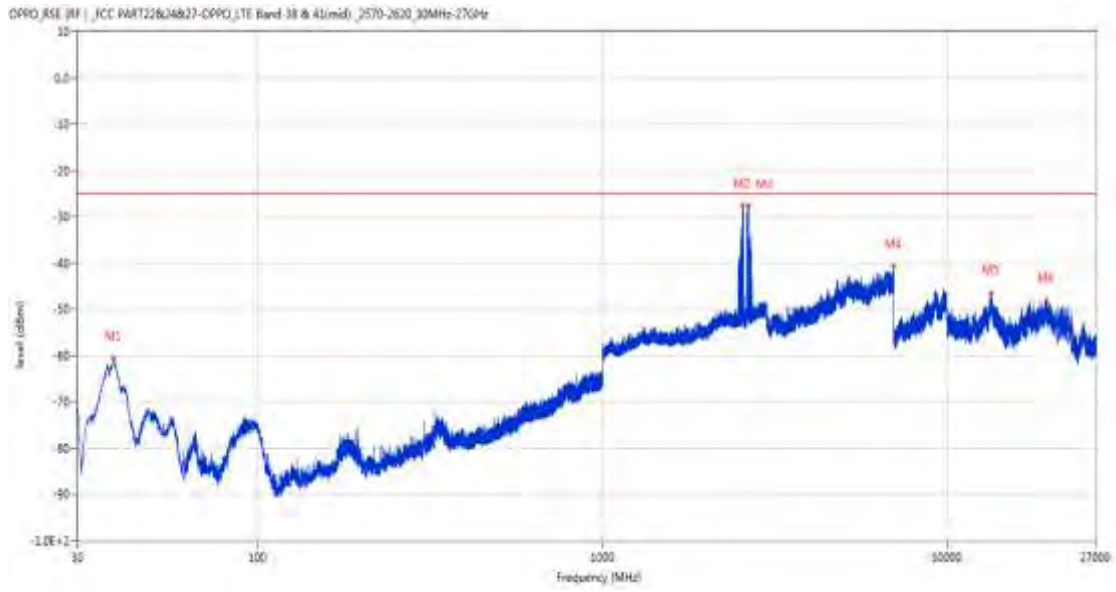
Frequency (MHz)	Result (dBm)	Factor (dB)	PK Limit (dBm)	Over Limit (dB)	Table (o)	ANT	EUT	Verdict
36.450	-71.01	-17.62	-25.0	-46.01	47.00	Horizontal	Horizontal	Pass
2549.800	-27.72	2.43	-25.0	-2.72	152.00	Horizontal	Horizontal	N/A
2652.500	-29.38	2.86	-25.0	-4.38	211.00	Horizontal	Horizontal	N/A
6983.200	-40.20	13.89	-25.0	-15.20	291.00	Horizontal	Horizontal	Pass
9308.338	-44.97	10.09	-25.0	-19.97	15.00	Horizontal	Horizontal	Pass
19552.051	-47.85	7.66	-25.0	-22.85	49.00	Horizontal	Horizontal	Pass

RSE-H&V PCC CH37901 BW20 RB1 HIGH QPSK SCC CH38099 BW20 RB1 LOW QPSK



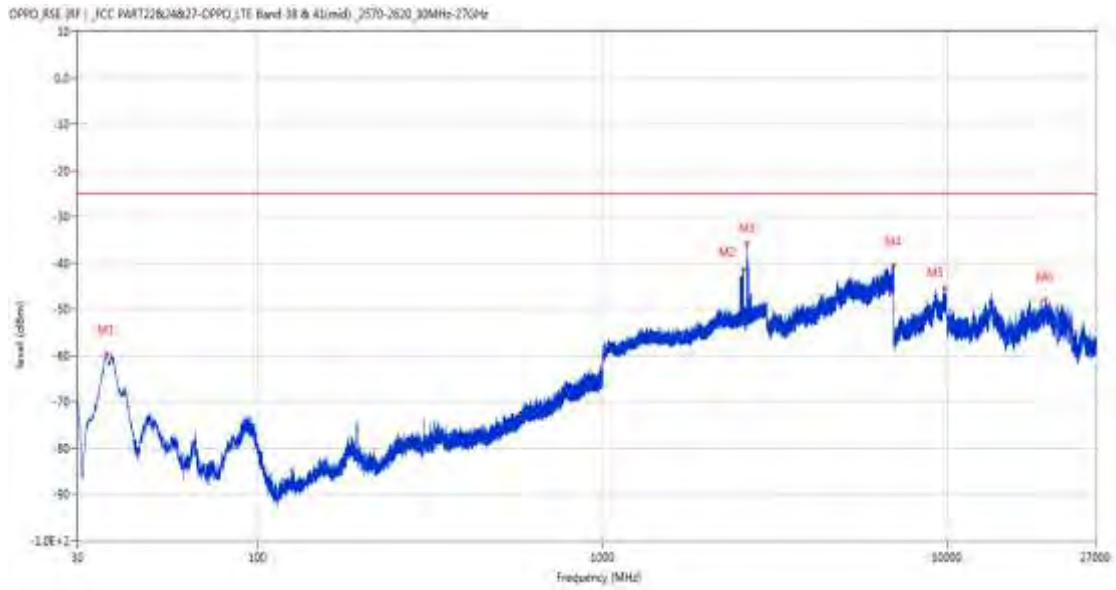
Frequency (MHz)	Result (dBm)	Factor (dB)	PK Limit (dBm)	Over Limit (dB)	Table (o)	ANT	EUT	Verdict
38.002	-72.25	-17.63	-25.0	-47.25	120.00	Horizontal	Vertical	Pass
2547.500	-26.01	2.30	-25.0	-1.01	161.00	Horizontal	Vertical	N/A
2631.500	-29.08	2.88	-25.0	-4.08	200.00	Horizontal	Vertical	N/A
6995.600	-40.59	13.46	-25.0	-15.59	319.00	Horizontal	Vertical	Pass
9300.000	-45.41	10.23	-25.0	-20.41	0.00	Horizontal	Vertical	Pass
19691.999	-47.91	7.28	-25.0	-22.91	260.00	Horizontal	Vertical	Pass

RSE-V&V PCC CH37901 BW20 RB1 HIGH QPSK SCC CH38099 BW20 RB1 LOW QPSK



Frequency (MHz)	Result (dBm)	Factor (dB)	PK Limit (dBm)	Over Limit (dB)	Table (o)	ANT	EUT	Verdict
38.148	-60.73	-17.69	-25.0	-35.73	110.00	Vertical	Vertical	Pass
2552.700	-27.82	2.36	-25.0	-2.82	113.00	Vertical	Vertical	N/A
2652.500	-27.82	2.86	-25.0	-2.82	337.00	Vertical	Vertical	N/A
6998.000	-40.65	13.52	-25.0	-15.65	0.00	Vertical	Vertical	Pass
13451.138	-46.63	6.51	-25.0	-21.63	-2.00	Vertical	Vertical	Pass
19458.001	-48.10	9.28	-25.0	-23.10	362.00	Vertical	Vertical	Pass

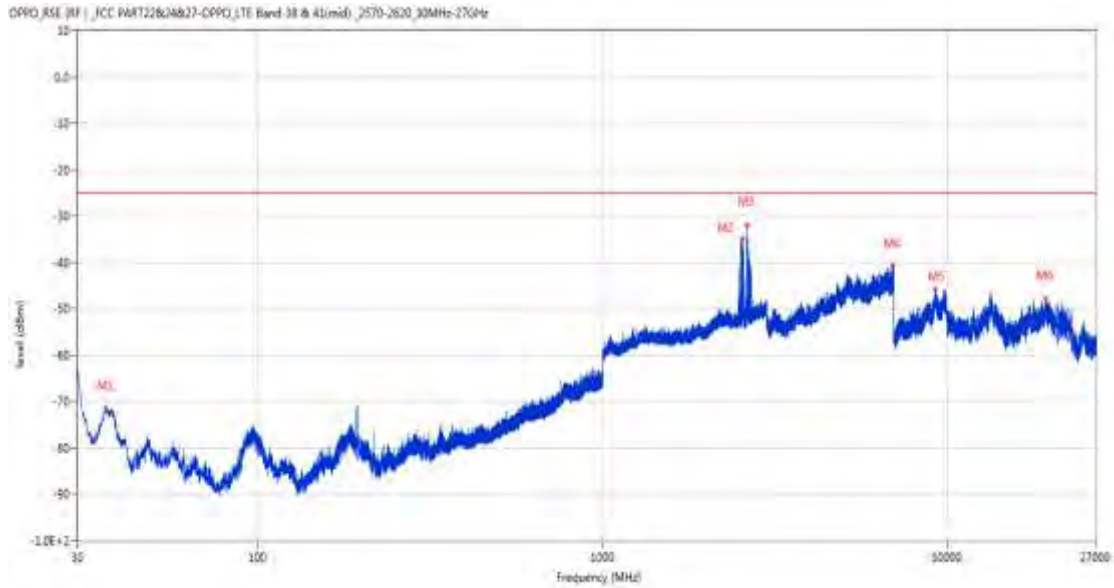
RSE-V&H PCC CH37901 BW20 RB1 HIGH QPSK SCC CH38099 BW20 RB1 LOW QPSK



Frequency (MHz)	Result (dBm)	Factor (dB)	PK Limit (dBm)	Over Limit (dB)	Table (o)	ANT	EUT	Verdict
36.402	-59.54	-17.64	-25.0	-34.54	117.00	Vertical	Horizontal	Pass
2558.200	-41.40	2.33	-25.0	-16.40	216.00	Vertical	Horizontal	N/A
2628.400	-35.88	2.89	-25.0	-10.88	177.00	Vertical	Horizontal	N/A
6997.000	-40.53	13.50	-25.0	-15.53	103.00	Vertical	Horizontal	Pass
9828.712	-45.46	9.89	-25.0	-20.46	15.00	Vertical	Horizontal	Pass
19323.900	-47.86	11.18	-25.0	-22.86	259.00	Vertical	Horizontal	Pass

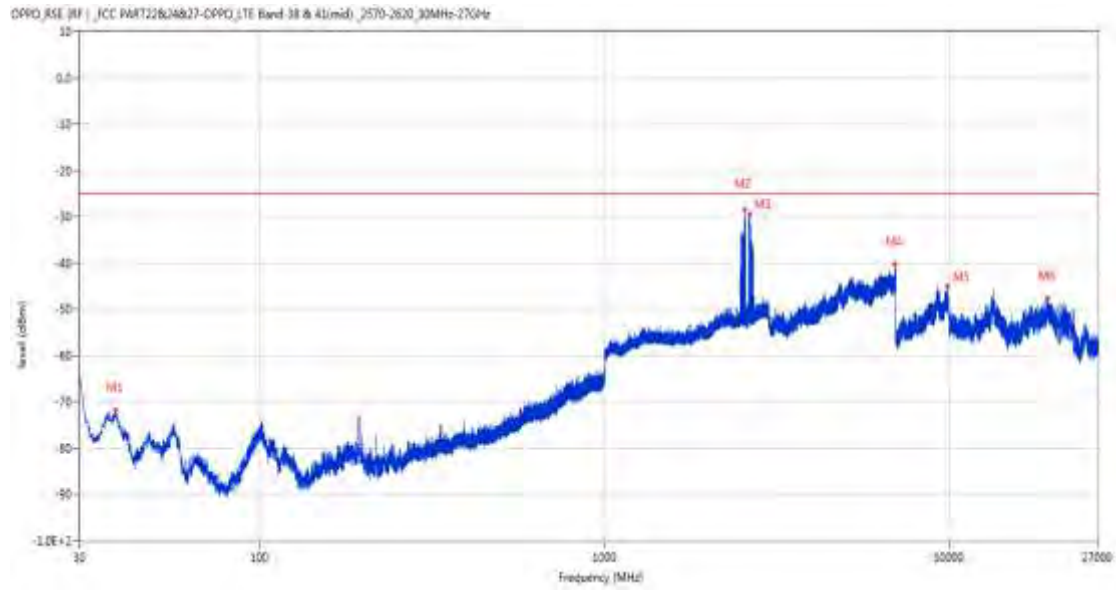
20.10 CA_38C 20MHz+20MHz, 16-QAM, Middle Channel

RSE-H&H PCC CH37901 BW/20 RB1 HIGH 16QAM SCC CH38099 BW/20 RB1 LOW 16QAM



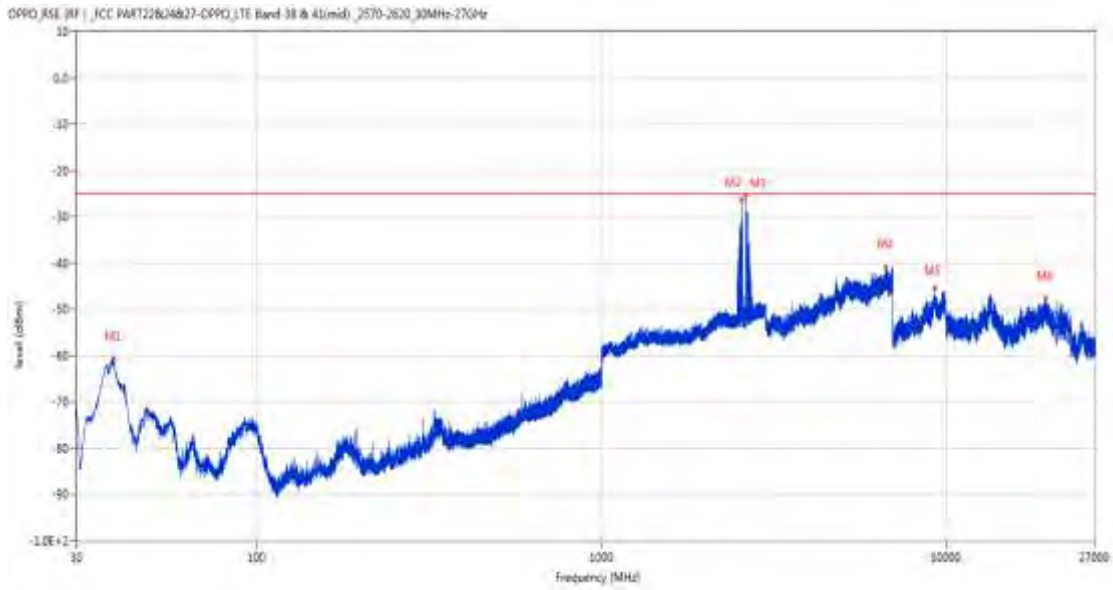
Frequency (MHz)	Result (dBm)	Factor (dB)	PK Limit (dBm)	Over Limit (dB)	Table (o)	ANT	EUT	Verdict
36.208	-71.56	-17.74	-25.0	-46.56	48.00	Horizontal	Horizontal	Pass
2554.800	-34.95	2.33	-25.0	-9.95	198.00	Horizontal	Horizontal	N/A
2631.400	-32.07	2.88	-25.0	-7.07	149.00	Horizontal	Horizontal	N/A
6975.600	-40.79	13.79	-25.0	-15.79	83.00	Horizontal	Horizontal	Pass
9212.026	-45.91	9.23	-25.0	-20.91	75.00	Horizontal	Horizontal	Pass
19313.551	-47.96	10.96	-25.0	-22.96	267.00	Horizontal	Horizontal	Pass

RSE-H&V PCC CH37901 BW20 RB1 HIGH 16QAM SCC CH38099 BW20 RB1 LOW 16QAM



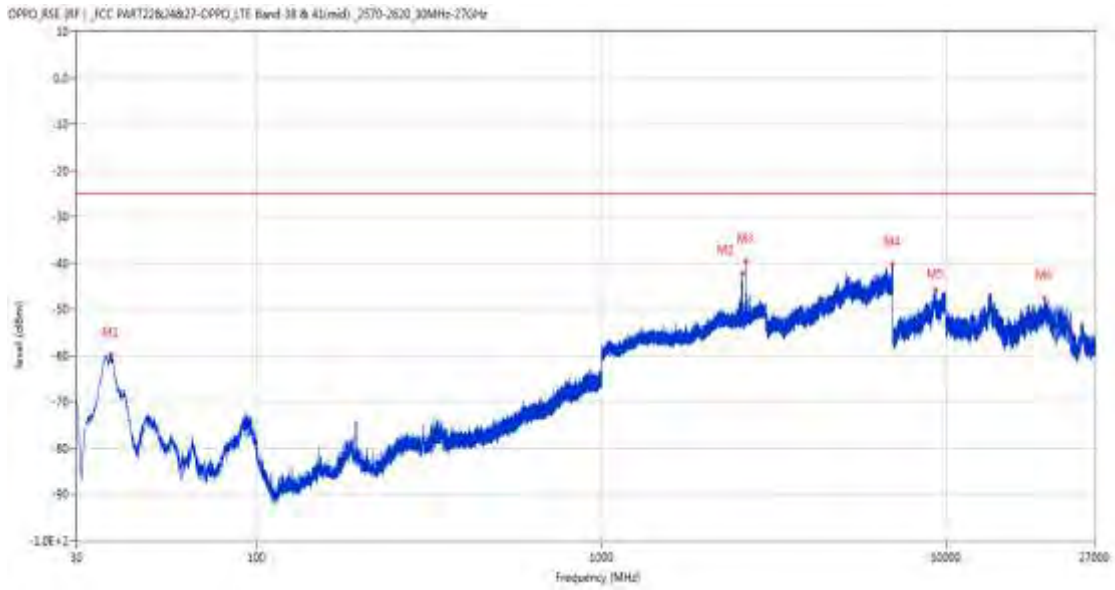
Frequency (MHz)	Result (dBm)	Factor (dB)	PK Limit (dBm)	Over Limit (dB)	Table (o)	ANT	EUT	Verdict
38.148	-71.73	-17.69	-25.0	-46.73	155.00	Horizontal	Vertical	Pass
2551.300	-28.49	2.41	-25.0	-3.49	129.00	Horizontal	Vertical	N/A
2632.300	-29.60	2.81	-25.0	-4.60	212.00	Horizontal	Vertical	N/A
6970.600	-40.32	13.57	-25.0	-15.32	35.00	Horizontal	Vertical	Pass
9880.750	-45.08	9.14	-25.0	-20.08	293.00	Horizontal	Vertical	Pass
19326.599	-47.67	11.14	-25.0	-22.67	309.00	Horizontal	Vertical	Pass

RSE-V&V PCC CH37901 BW20 RB1 HIGH 16QAM SCC CH38099 BW20 RB1 LOW 16QAM



Frequency (MHz)	Result (dBm)	Factor (dB)	PK Limit (dBm)	Over Limit (dB)	Table (o)	ANT	EUT	Verdict
38.342	-60.82	-17.76	-25.0	-35.82	82.00	Vertical	Vertical	Pass
2548.700	-26.45	2.38	-25.0	-1.45	167.00	Vertical	Vertical	N/A
2630.300	-25.42	2.91	-25.0	-0.42	339.00	Vertical	Vertical	N/A
6692.800	-40.95	12.49	-25.0	-15.95	0.00	Vertical	Vertical	Pass
9299.138	-45.49	10.20	-25.0	-20.49	315.00	Vertical	Vertical	Pass
19425.599	-47.60	9.25	-25.0	-22.60	45.00	Vertical	Vertical	Pass

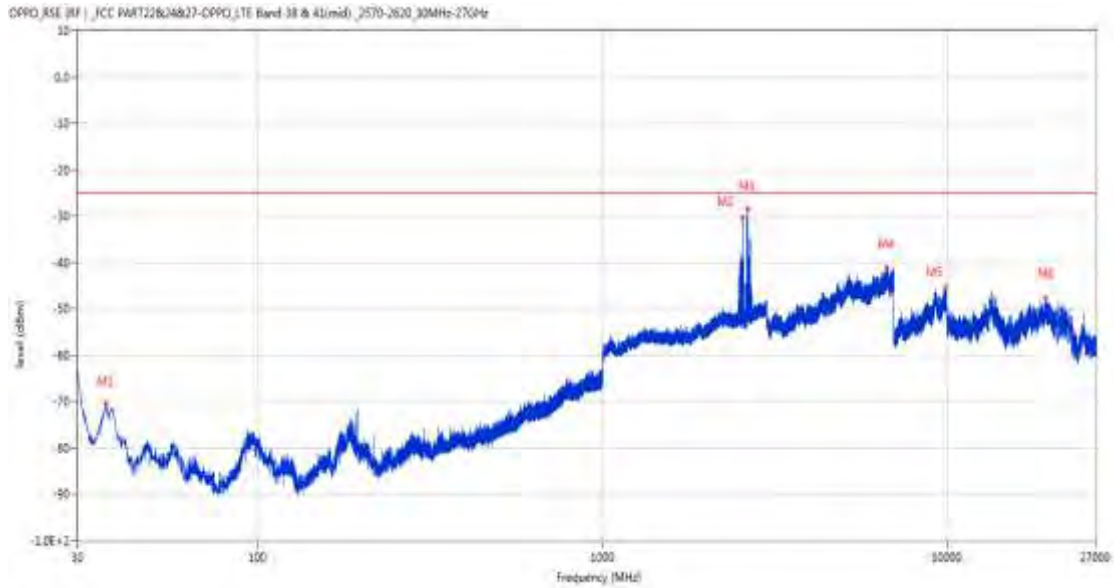
RSE-V&H PCC CH37901 BW20 RB1 HIGH 16QAM SCC CH38099 BW20 RB1 LOW 16QAM



Frequency (MHz)	Result (dBm)	Factor (dB)	PK Limit (dBm)	Over Limit (dB)	Table (o)	ANT	EUT	Verdict
37.857	-59.85	-17.60	-25.0	-34.85	118.00	Vertical	Horizontal	Pass
2558.900	-42.22	2.38	-25.0	-17.22	174.00	Vertical	Horizontal	N/A
2629.000	-39.62	2.90	-25.0	-14.62	62.00	Vertical	Horizontal	N/A
6995.800	-40.32	13.47	-25.0	-15.32	320.00	Vertical	Horizontal	Pass
9314.088	-45.97	10.00	-25.0	-20.97	57.00	Vertical	Horizontal	Pass
19324.801	-47.50	11.17	-25.0	-22.50	337.00	Vertical	Horizontal	Pass

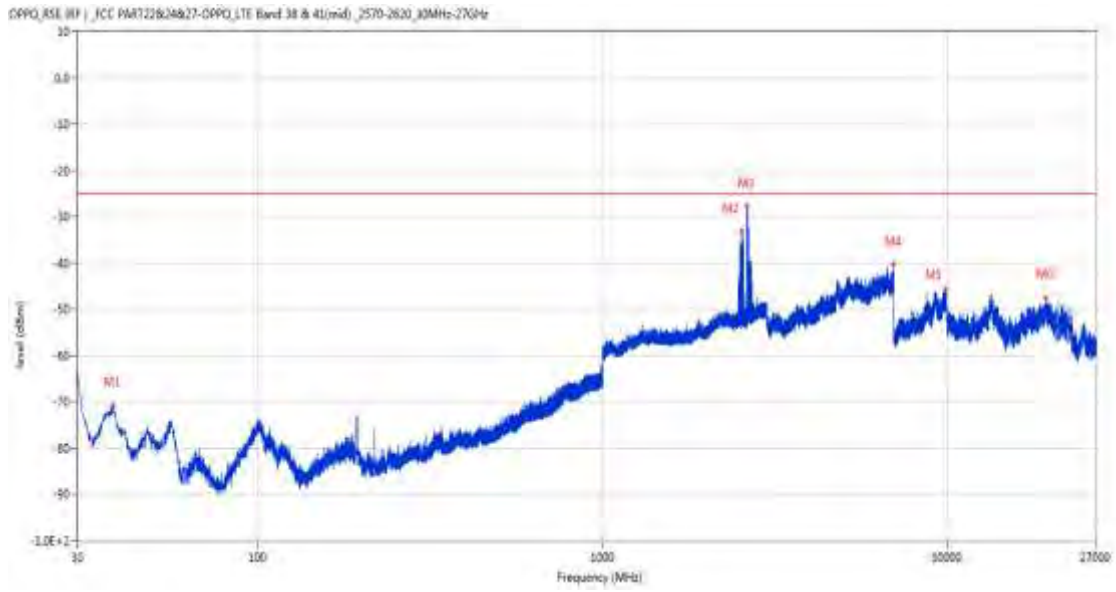
20.11 CA_38C 20MHz+20MHz, QPSK, High Channel

RSE-H&H PCC CH37952 BW/20 RB1 HIGH QPSK SCC CH38150 BW/20 RB1 LOW QPSK



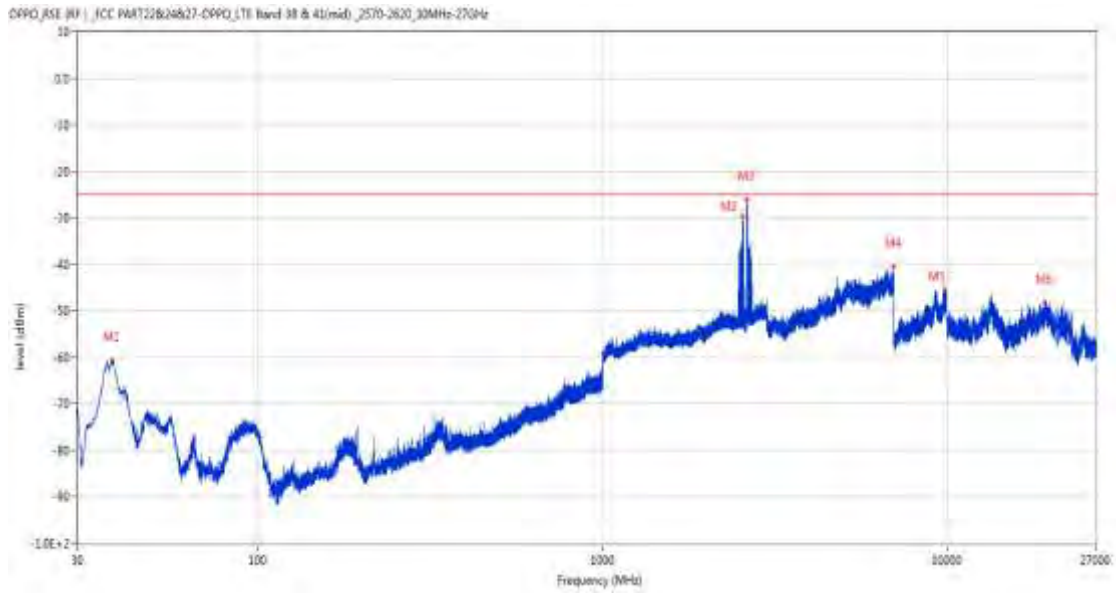
Frequency (MHz)	Result (dBm)	Factor (dB)	PK Limit (dBm)	Over Limit (dB)	Table (o)	ANT	EUT	Verdict
36.257	-70.63	-17.72	-25.0	-45.63	-2.00	Horizontal	Horizontal	Pass
2550.400	-30.48	2.44	-25.0	-5.48	151.00	Horizontal	Horizontal	N/A
2634.400	-28.31	2.74	-25.0	-3.31	189.00	Horizontal	Horizontal	N/A
6688.800	-41.24	12.53	-25.0	-16.24	360.00	Horizontal	Horizontal	Pass
9875.287	-45.43	9.09	-25.0	-20.43	174.00	Horizontal	Horizontal	Pass
19308.599	-47.74	10.75	-25.0	-22.74	55.00	Horizontal	Horizontal	Pass

RSE-H&V PCC CH37952 BW20 RB1 HIGH QPSK SCC CH38150 BW20 RB1 LOW QPSK



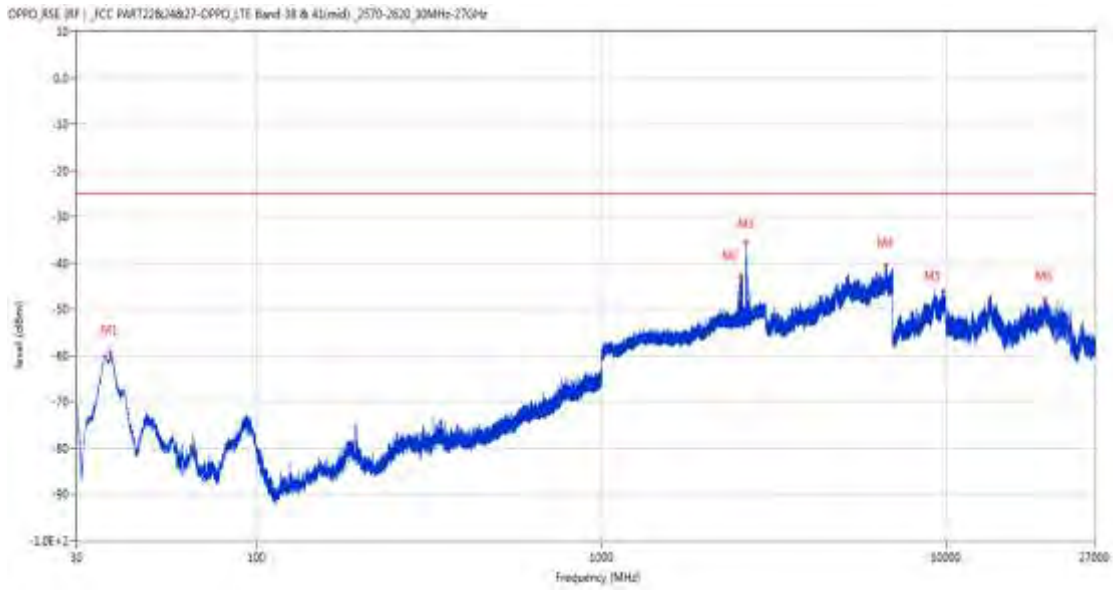
Frequency (MHz)	Result (dBm)	Factor (dB)	PK Limit (dBm)	Over Limit (dB)	Table (o)	ANT	EUT	Verdict
37.906	-70.88	-17.61	-25.0	-45.88	144.00	Horizontal	Vertical	Pass
2541.500	-33.03	1.88	-25.0	-8.03	187.00	Horizontal	Vertical	N/A
2631.000	-27.82	2.92	-25.0	-2.82	159.00	Horizontal	Vertical	N/A
6997.200	-40.23	13.51	-25.0	-15.23	260.00	Horizontal	Vertical	Pass
9883.050	-45.69	9.16	-25.0	-20.69	202.00	Horizontal	Vertical	Pass
19331.099	-47.54	11.08	-25.0	-22.54	287.00	Horizontal	Vertical	Pass

RSE-V&V PCC CH37952 BW20 RB1 HIGH QPSK SCC CH38150 BW20 RB1 LOW QPSK



Frequency (MHz)	Result (dBm)	Factor (dB)	PK Limit (dBm)	Over Limit (dB)	Table (o)	ANT	EUT	Verdict
37.712	-60.67	-17.56	-25.0	-35.67	82.00	Vertical	Vertical	Pass
2556.700	-29.70	2.22	-25.0	-4.70	331.00	Vertical	Vertical	N/A
2629.400	-26.05	2.90	-25.0	-1.05	331.00	Vertical	Vertical	N/A
7000.000	-40.60	13.52	-25.0	-15.60	271.00	Vertical	Vertical	Pass
9823.250	-45.55	10.10	-25.0	-20.55	176.00	Vertical	Vertical	Pass
19201.499	-48.24	8.99	-25.0	-23.24	332.00	Vertical	Vertical	Pass

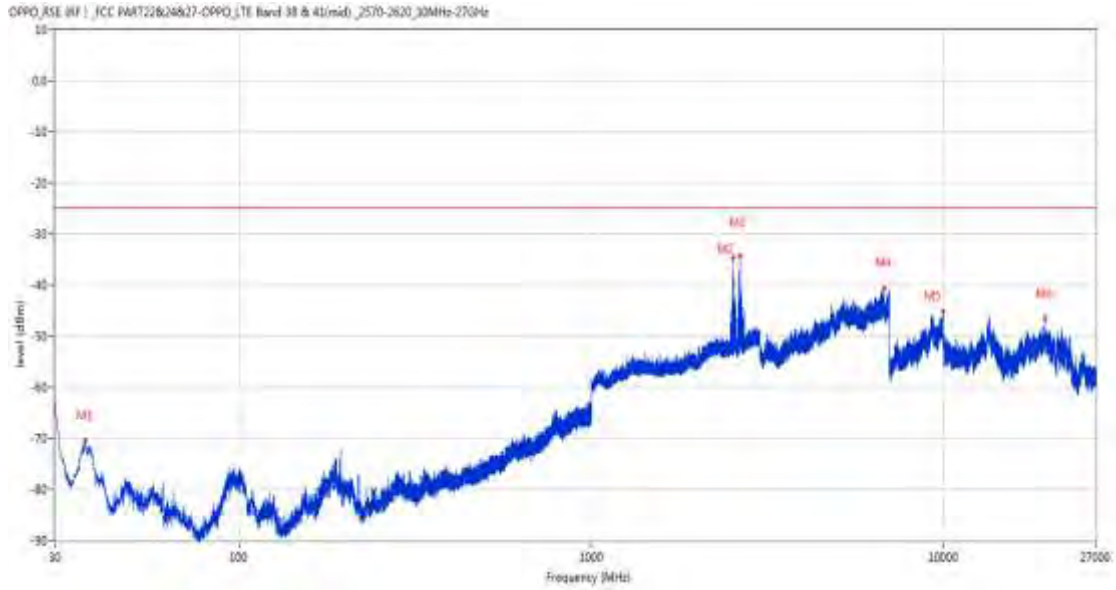
RSE-V&H PCC CH37952 BW20 RB1 HIGH QPSK SCC CH38150 BW20 RB1 LOW QPSK



Frequency (MHz)	Result (dBm)	Factor (dB)	PK Limit (dBm)	Over Limit (dB)	Table (o)	ANT	EUT	Verdict
37.614	-59.38	-17.53	-25.0	-34.38	105.00	Vertical	Horizontal	Pass
2538.700	-43.07	2.04	-25.0	-18.07	50.00	Vertical	Horizontal	N/A
2630.100	-35.48	2.91	-25.0	-10.48	127.00	Vertical	Horizontal	N/A
6686.000	-40.50	12.58	-25.0	-15.50	244.00	Vertical	Horizontal	Pass
9819.225	-46.18	10.22	-25.0	-21.18	362.00	Vertical	Horizontal	Pass
19306.801	-47.88	10.67	-25.0	-22.88	330.00	Vertical	Horizontal	Pass

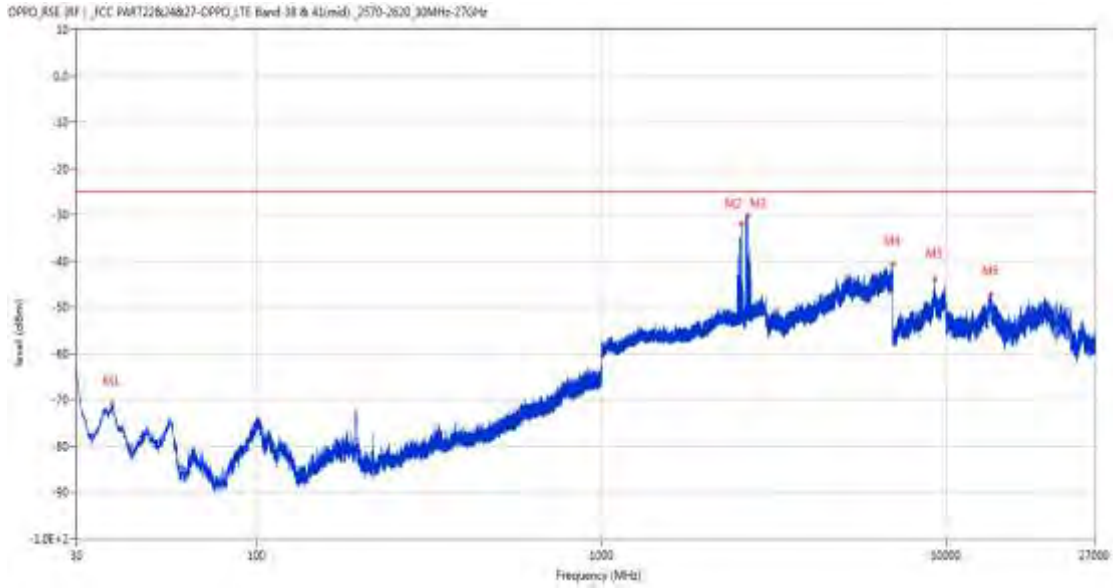
20.12 CA_38C 20MHz+20MHz, 16-QAM, High Channel

RSE-H&H PCC CH37952 BW/20 RB1 HIGH 16QAM SCC CH38150 BW/20 RB1 LOW 16QAM



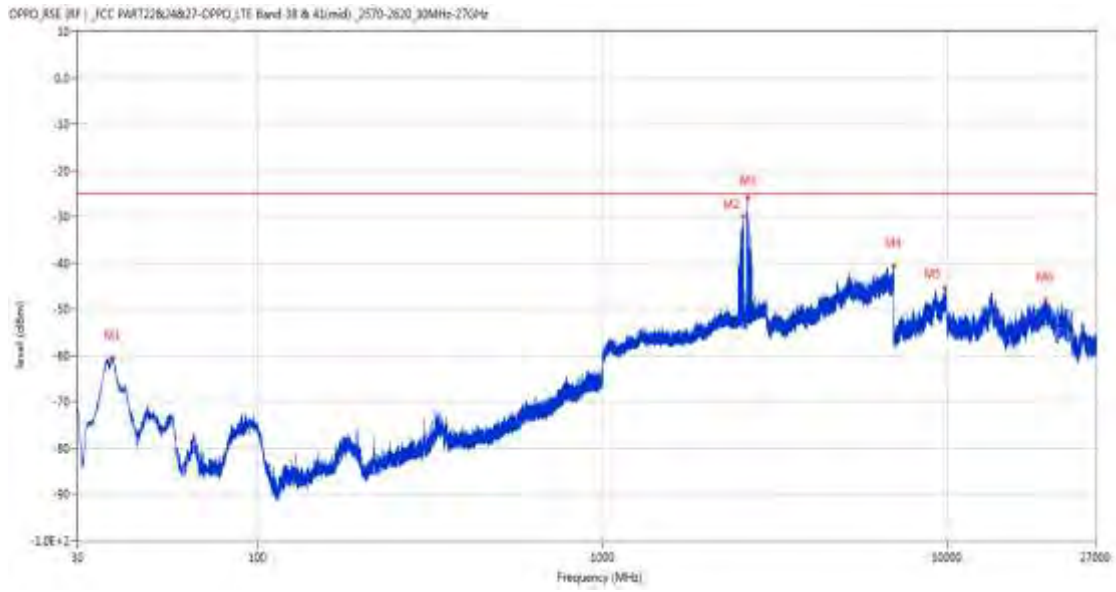
Frequency (MHz)	Result (dBm)	Factor (dB)	PK Limit (dBm)	Over Limit (dB)	Table (o)	ANT	EUT	Verdict
36.450	-70.46	-17.62	-25.0	-45.46	-2.00	Horizontal	Horizontal	Pass
2527.500	-34.78	2.19	-25.0	-9.78	155.00	Horizontal	Horizontal	N/A
2638.600	-34.32	2.67	-25.0	-9.32	194.00	Horizontal	Horizontal	N/A
6761.000	-40.52	11.77	-25.0	-15.52	125.00	Horizontal	Horizontal	Pass
9932.787	-45.06	8.88	-25.0	-20.06	103.00	Horizontal	Horizontal	Pass
19336.950	-46.52	11.00	-25.0	-21.52	95.00	Horizontal	Horizontal	Pass

RSE-H&V PCC CH37952 BW20 RB1 HIGH 16QAM SCC CH38150 BW20 RB1 LOW 16QAM



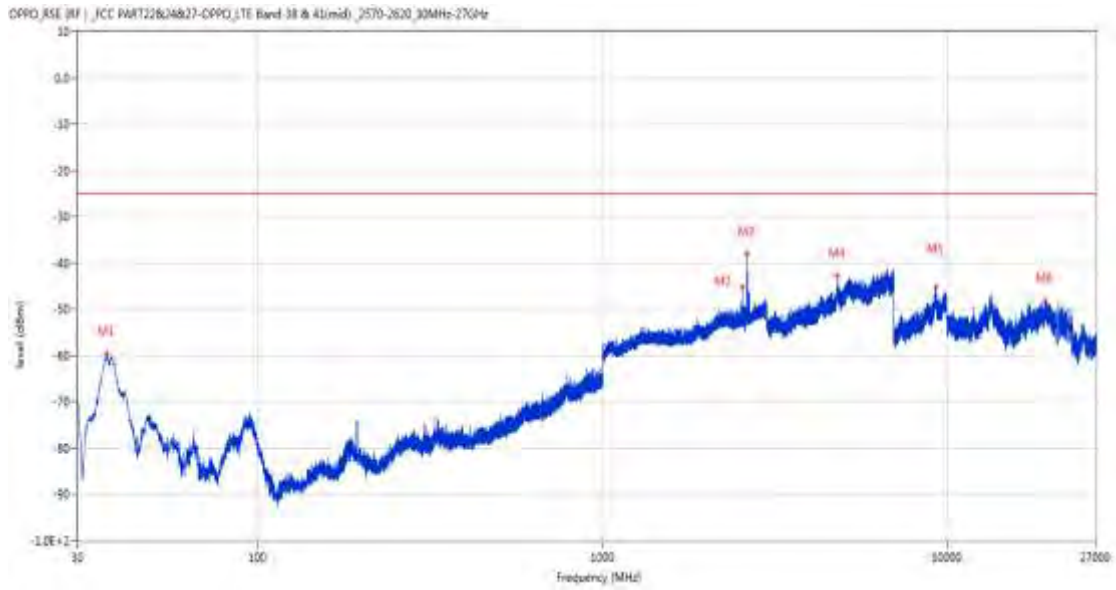
Frequency (MHz)	Result (dBm)	Factor (dB)	PK Limit (dBm)	Over Limit (dB)	Table (o)	ANT	EUT	Verdict
38.051	-70.86	-17.65	-25.0	-45.86	175.00	Horizontal	Vertical	Pass
2555.300	-32.07	2.30	-25.0	-7.07	119.00	Horizontal	Vertical	N/A
2648.200	-30.17	2.53	-25.0	-5.17	185.00	Horizontal	Vertical	N/A
7000.000	-40.75	13.52	-25.0	-15.75	235.00	Horizontal	Vertical	Pass
9291.088	-43.97	9.91	-25.0	-18.97	61.00	Horizontal	Vertical	Pass
13501.275	-47.14	5.70	-25.0	-22.14	5.00	Horizontal	Vertical	Pass

RSE-V&V PCC CH37952 BW20 RB1 HIGH 16QAM SCC CH38150 BW20 RB1 LOW 16QAM



Frequency (MHz)	Result (dBm)	Factor (dB)	PK Limit (dBm)	Over Limit (dB)	Table (o)	ANT	EUT	Verdict
38.002	-60.48	-17.63	-25.0	-35.48	110.00	Vertical	Vertical	Pass
2559.900	-29.99	2.38	-25.0	-4.99	360.00	Vertical	Vertical	N/A
2633.400	-26.02	2.75	-25.0	-1.02	327.00	Vertical	Vertical	N/A
6996.800	-40.69	13.50	-25.0	-15.69	0.00	Vertical	Vertical	Pass
9822.387	-45.51	10.13	-25.0	-20.51	219.00	Vertical	Vertical	Pass
19339.198	-47.99	10.97	-25.0	-22.99	309.00	Vertical	Vertical	Pass

RSE-V&H PCC CH37952 BW20 RB1 HIGH 16QAM SCC CH38150 BW20 RB1 LOW 16QAM

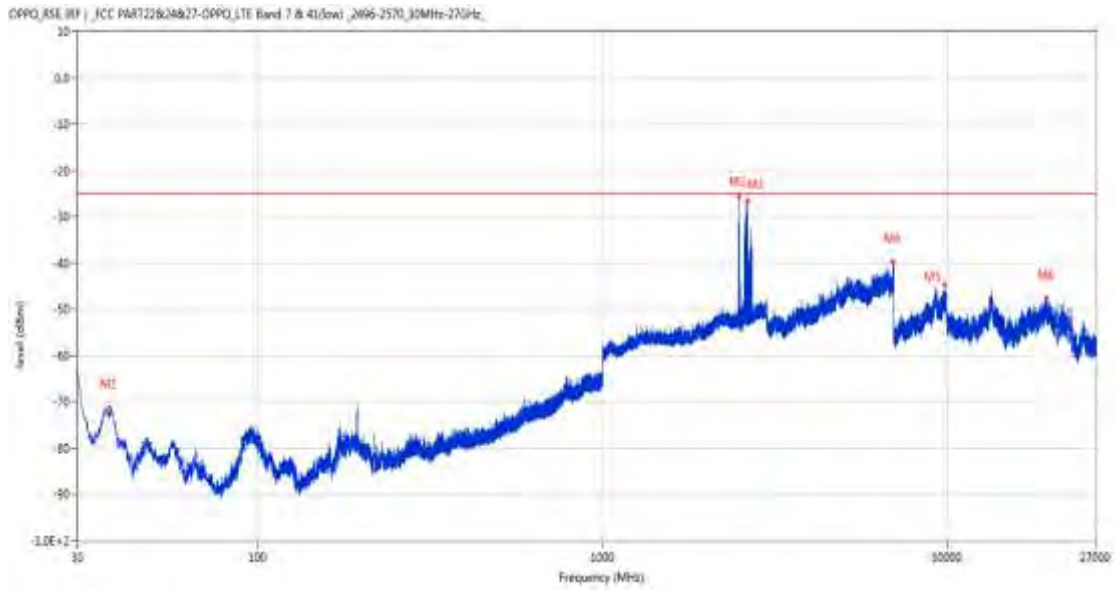


Frequency (MHz)	Result (dBm)	Factor (dB)	PK Limit (dBm)	Over Limit (dB)	Table (o)	ANT	EUT	Verdict
36.450	-59.58	-17.62	-25.0	-34.58	81.00	Vertical	Horizontal	Pass
2548.400	-45.33	2.37	-25.0	-20.33	86.00	Vertical	Horizontal	N/A
2626.700	-38.11	2.88	-25.0	-13.11	177.00	Vertical	Horizontal	N/A
4803.400	-42.73	9.82	-25.0	-17.73	210.00	Vertical	Horizontal	Pass
9282.175	-45.27	9.58	-25.0	-20.27	39.00	Vertical	Horizontal	Pass
19282.500	-48.23	10.20	-25.0	-23.23	36.00	Vertical	Horizontal	Pass

21 CA_41C

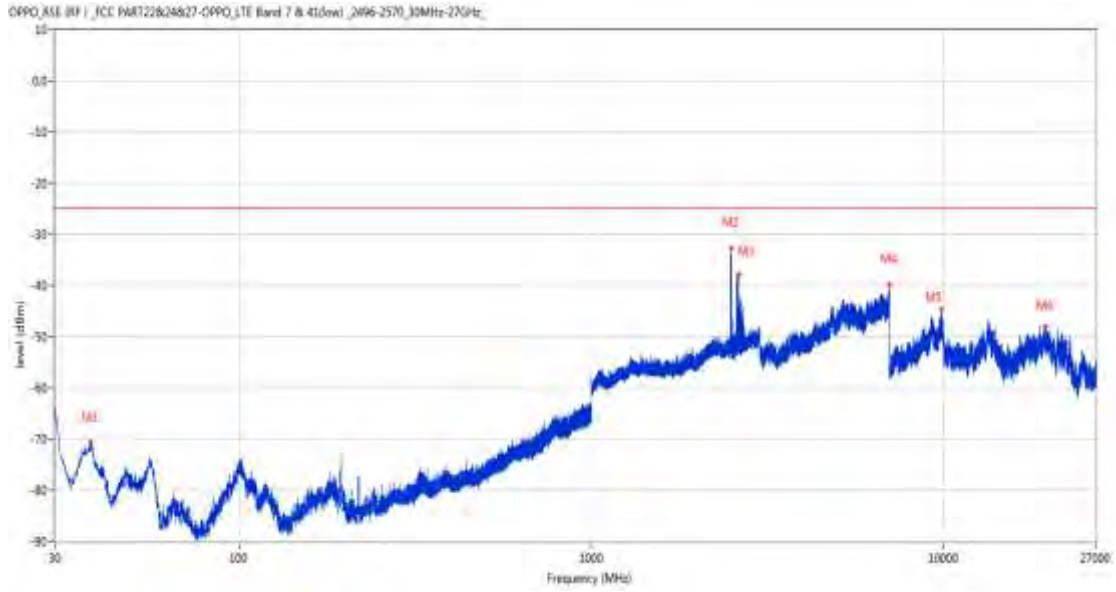
21.1 CA_41C 20MHz+5MHz, QPSK, Low Channel

RSE-H&H PCC CH39750 BW20 RB1 HIGH QPSK SCC CH39867 BW5 RB1 LOW QPSK



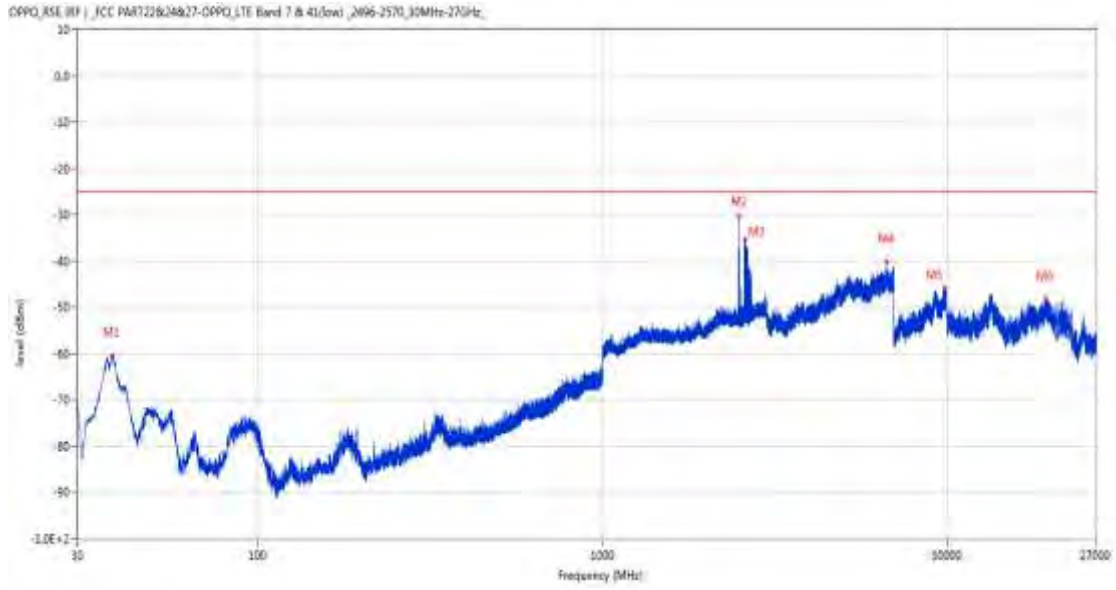
Frequency (MHz)	Result (dBm)	Factor (dB)	PK Limit (dBm)	Over Limit (dB)	Table (o)	ANT	EUT	Verdict
37.178	-71.19	-17.46	-25.0	-46.19	144.00	Horizontal	Horizontal	Pass
2485.300	-25.80	2.33	-25.0	-0.80	155.00	Horizontal	Horizontal	N/A
2636.300	-26.63	2.36	-25.0	-1.63	155.00	Horizontal	Horizontal	N/A
6975.400	-39.87	13.79	-25.0	-14.87	233.00	Horizontal	Horizontal	Pass
9814.338	-44.84	10.20	-25.0	-19.84	290.00	Horizontal	Horizontal	Pass
19412.552	-47.60	9.29	-25.0	-22.60	-1.00	Horizontal	Horizontal	Pass

RSE-H&V PCC CH39750 BW20 RB1 HIGH QPSK SCC CH39867 BW5 RB1 LOW QPSK



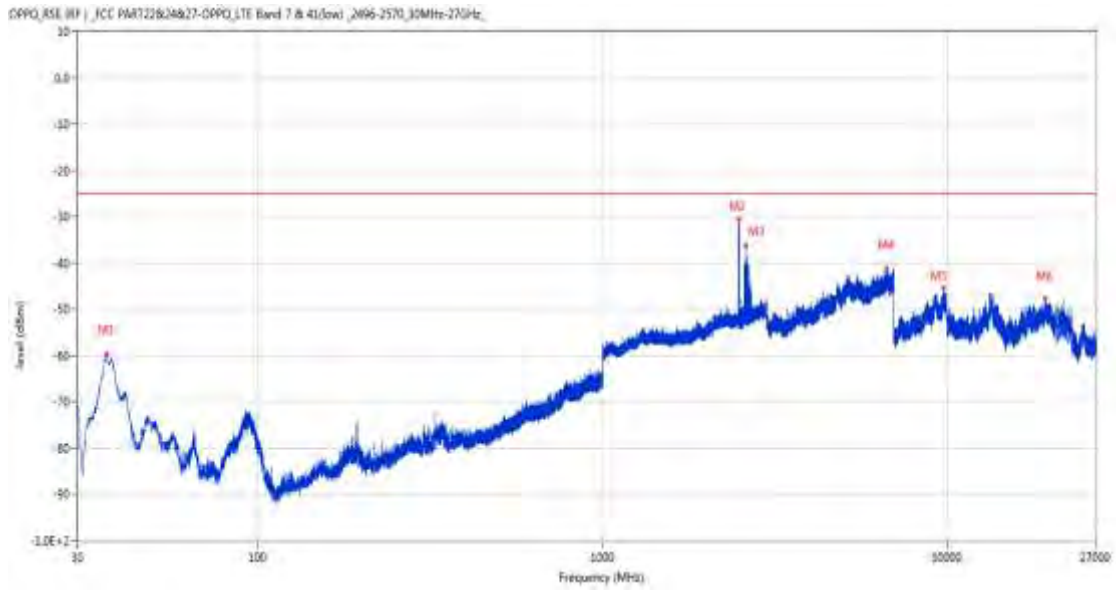
Frequency (MHz)	Result (dBm)	Factor (dB)	PK Limit (dBm)	Over Limit (dB)	Table (o)	ANT	EUT	Verdict
37.809	-70.62	-17.63	-25.0	-45.62	165.00	Horizontal	Vertical	Pass
2488.700	-32.68	2.37	-25.0	-7.68	151.00	Horizontal	Vertical	N/A
2618.000	-37.68	1.87	-25.0	-12.68	179.00	Horizontal	Vertical	N/A
6999.200	-39.86	13.53	-25.0	-14.86	256.00	Horizontal	Vertical	Pass
9829.287	-44.73	9.87	-25.0	-19.73	221.00	Horizontal	Vertical	Pass
19488.150	-47.91	9.69	-25.0	-22.91	323.00	Horizontal	Vertical	Pass

RSE-V&V PCC CH39750 BW20 RB1 HIGH QPSK SCC CH39867 BW5 RB1 LOW QPSK



Frequency (MHz)	Result (dBm)	Factor (dB)	PK Limit (dBm)	Over Limit (dB)	Table (o)	ANT	EUT	Verdict
37.809	-60.51	-17.63	-25.0	-35.51	92.00	Vertical	Vertical	Pass
2486.800	-30.39	2.35	-25.0	-5.39	336.00	Vertical	Vertical	N/A
2593.300	-35.25	1.87	-25.0	-10.25	130.00	Vertical	Vertical	N/A
6688.200	-40.31	12.54	-25.0	-15.31	210.00	Vertical	Vertical	Pass
9822.387	-45.99	10.13	-25.0	-20.99	47.00	Vertical	Vertical	Pass
19298.699	-48.23	10.36	-25.0	-23.23	192.00	Vertical	Vertical	Pass

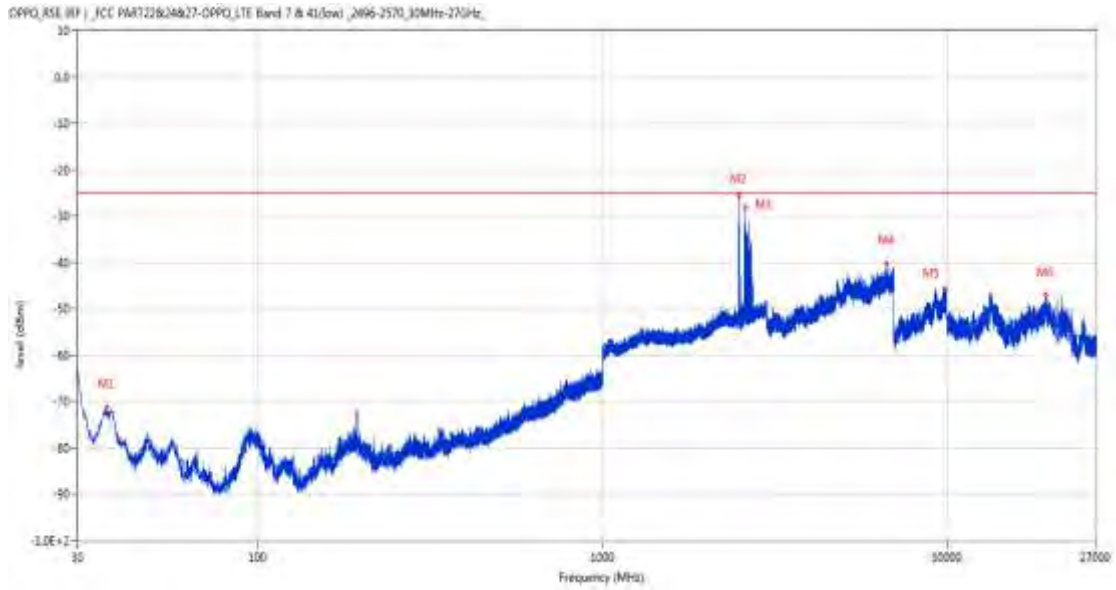
RSE-V&H PCC CH39750 BW20 RB1 HIGH QPSK SCC CH39867 BW5 RB1 LOW QPSK



Frequency (MHz)	Result (dBm)	Factor (dB)	PK Limit (dBm)	Over Limit (dB)	Table (o)	ANT	EUT	Verdict
36.450	-59.54	-17.65	-25.0	-34.54	101.00	Vertical	Horizontal	Pass
2487.000	-30.53	2.35	-25.0	-5.53	46.00	Vertical	Horizontal	N/A
2604.800	-36.16	2.34	-25.0	-11.16	190.00	Vertical	Horizontal	N/A
6688.600	-41.19	12.53	-25.0	-16.19	0.00	Vertical	Horizontal	Pass
9771.213	-45.41	9.71	-25.0	-20.41	273.00	Vertical	Horizontal	Pass
19232.551	-47.79	8.82	-25.0	-22.79	196.00	Vertical	Horizontal	Pass

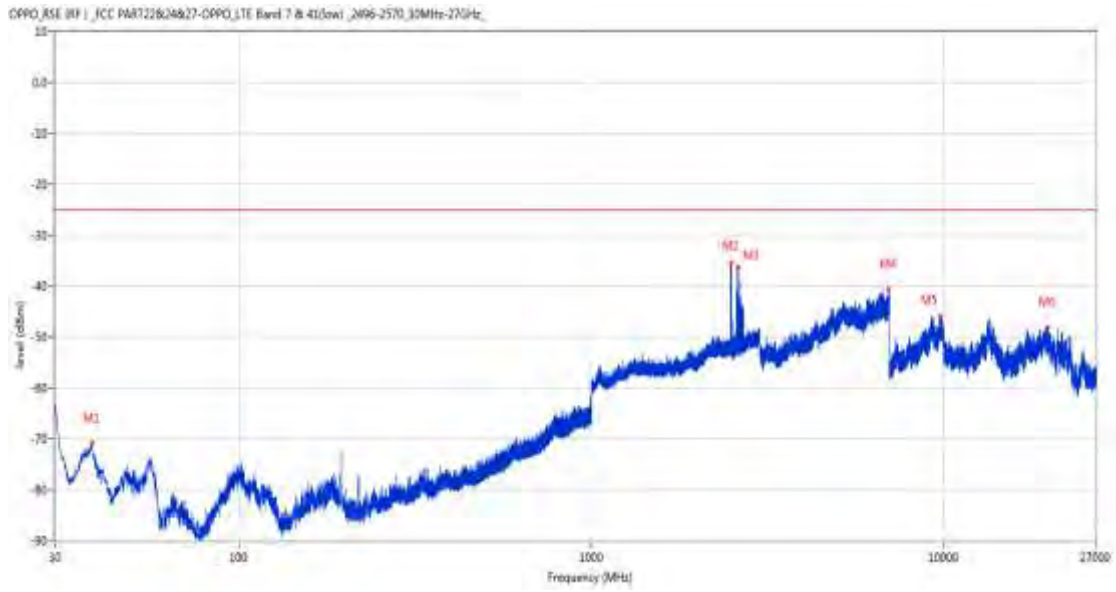
21.2 CA_41C 20MHz+5MHz, 16-QAM, Low Channel

RSE-H&H PCC CH39750 BW/20 RB1 HIGH 16QAM SCC CH39867 BW5 RB1 LOW 16QAM



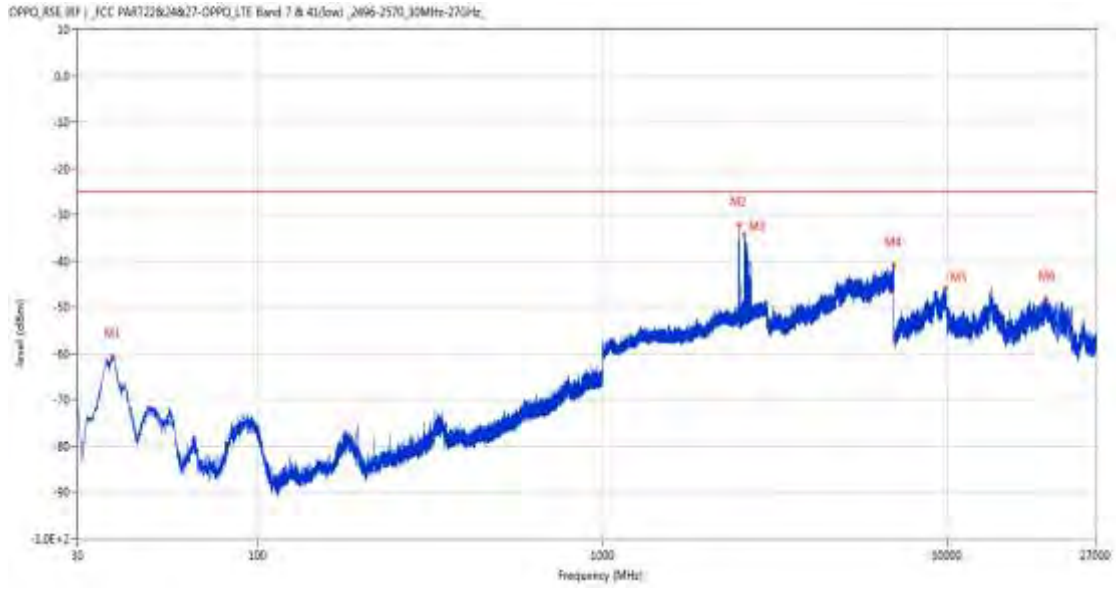
Frequency (MHz)	Result (dBm)	Factor (dB)	PK Limit (dBm)	Over Limit (dB)	Table (o)	ANT	EUT	Verdict
36.402	-71.19	-17.67	-25.0	-46.19	32.00	Horizontal	Horizontal	Pass
2490.500	-25.76	2.39	-25.0	-0.76	316.00	Horizontal	Horizontal	N/A
2592.200	-28.25	1.90	-25.0	-3.25	195.00	Horizontal	Horizontal	N/A
6693.200	-40.31	12.49	-25.0	-15.31	360.00	Horizontal	Horizontal	Pass
9888.800	-45.78	9.22	-25.0	-20.78	70.00	Horizontal	Horizontal	Pass
19331.099	-47.05	11.08	-25.0	-22.05	233.00	Horizontal	Horizontal	Pass

RSE-H&V PCC CH39750 BW20 RB1 HIGH 16QAM SCC CH39867 BW5 RB1 LOW 16QAM



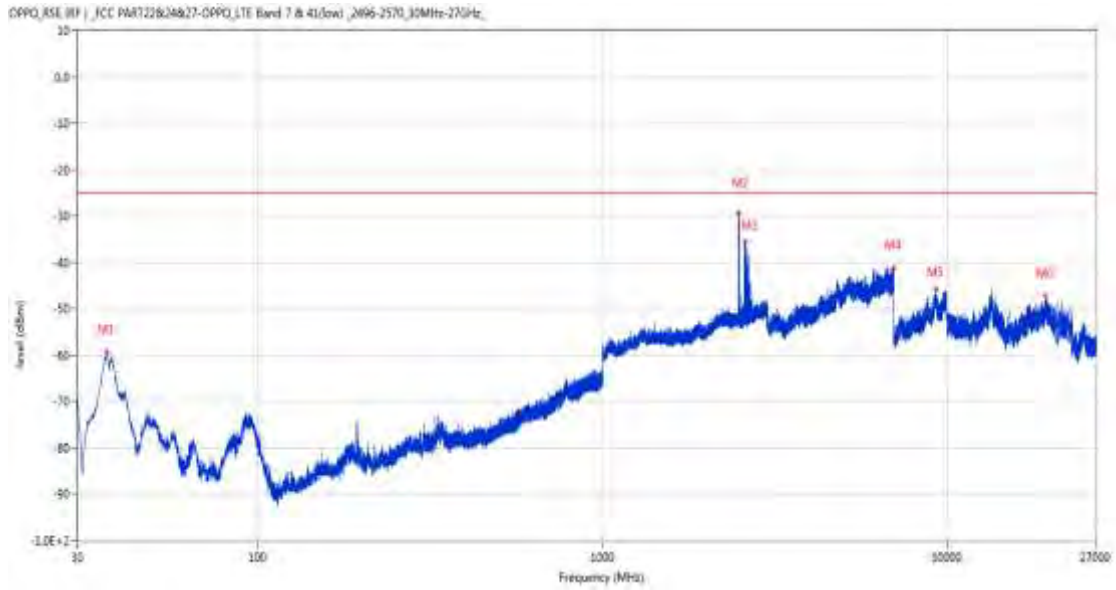
Frequency (MHz)	Result (dBm)	Factor (dB)	PK Limit (dBm)	Over Limit (dB)	Table (o)	ANT	EUT	Verdict
38.148	-70.80	-17.74	-25.0	-45.80	153.00	Horizontal	Vertical	Pass
2491.600	-35.54	2.40	-25.0	-10.54	163.00	Horizontal	Vertical	N/A
2604.100	-36.38	2.36	-25.0	-11.38	179.00	Horizontal	Vertical	N/A
6967.600	-40.56	13.49	-25.0	-15.56	247.00	Horizontal	Vertical	Pass
9766.901	-46.00	9.68	-25.0	-21.00	228.00	Horizontal	Vertical	Pass
19696.501	-48.14	7.38	-25.0	-23.14	362.00	Horizontal	Vertical	Pass

RSE-V&V PCC CH39750 BW20 RB1 HIGH 16QAM SCC CH39867 BW5 RB1 LOW 16QAM



Frequency (MHz)	Result (dBm)	Factor (dB)	PK Limit (dBm)	Over Limit (dB)	Table (o)	ANT	EUT	Verdict
37.906	-60.81	-17.66	-25.0	-35.81	117.00	Vertical	Vertical	Pass
2487.700	-32.19	2.36	-25.0	-7.19	203.00	Vertical	Vertical	N/A
2580.000	-34.31	3.40	-25.0	-9.31	173.00	Vertical	Vertical	N/A
6983.800	-40.99	13.82	-25.0	-15.99	259.00	Vertical	Vertical	Pass
9869.537	-45.99	9.03	-25.0	-20.99	279.00	Vertical	Vertical	Pass
19373.400	-48.04	10.24	-25.0	-23.04	60.00	Vertical	Vertical	Pass

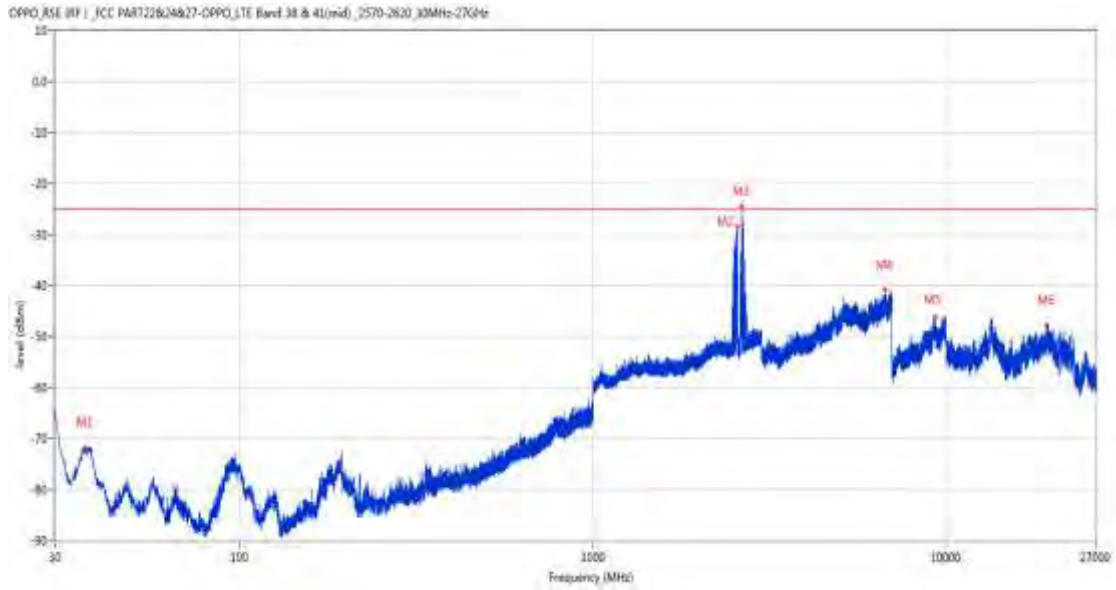
RSE-V&H PCC CH39750 BW20 RB1 HIGH 16QAM SCC CH39867 BW5 RB1 LOW 16QAM



Frequency (MHz)	Result (dBm)	Factor (dB)	PK Limit (dBm)	Over Limit (dB)	Table (o)	ANT	EUT	Verdict
36.499	-59.42	-17.63	-25.0	-34.42	73.00	Vertical	Horizontal	Pass
2481.800	-29.33	2.28	-25.0	-4.33	59.00	Vertical	Horizontal	N/A
2594.300	-35.60	1.88	-25.0	-10.60	197.00	Vertical	Horizontal	N/A
6998.600	-41.23	13.53	-25.0	-16.23	344.00	Vertical	Horizontal	Pass
9271.537	-45.95	9.40	-25.0	-20.95	171.00	Vertical	Horizontal	Pass
19375.651	-47.26	10.21	-25.0	-22.26	347.00	Vertical	Horizontal	Pass

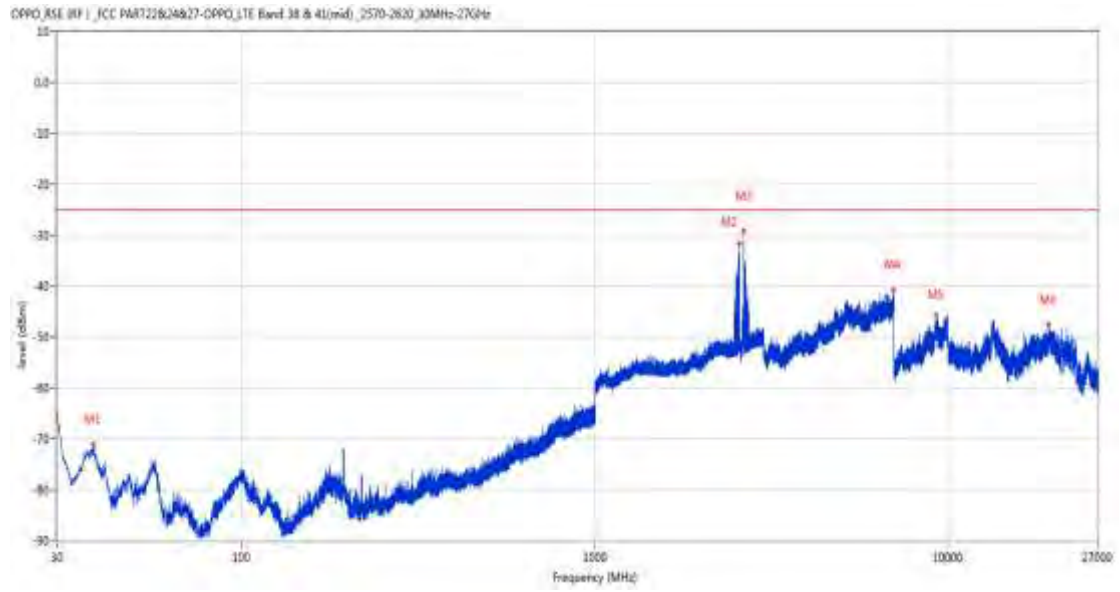
21.3 CA_41C 20MHz+5MHz, QPSK, Middle Channel

RSE-H&H PCC CH40595 BW/20 RB1 HIGH QPSK SCC CH40712 BW5 RB1 LOW QPSK



Frequency (MHz)	Result (dBm)	Factor (dB)	PK Limit (dBm)	Over Limit (dB)	Table (o)	ANT	EUT	Verdict
36.499	-71.76	-17.60	-25.0	-46.76	73.00	Horizontal	Horizontal	Pass
2562.200	-28.38	2.39	-25.0	-3.38	152.00	Horizontal	Horizontal	N/A
2634.700	-24.39	2.74	-25.0	0.61	136.00	Horizontal	Horizontal	N/A
6725.000	-40.88	11.97	-25.0	-15.88	165.00	Horizontal	Horizontal	Pass
9306.900	-46.10	10.12	-25.0	-21.10	-1.00	Horizontal	Horizontal	Pass
19196.801	-47.69	8.90	-25.0	-22.69	230.00	Horizontal	Horizontal	Pass

RSE-H&V PCC CH40595 BW20 RB1 HIGH QPSK SCC CH40712 BW5 RB1 LOW QPSK



Frequency (MHz)	Result (dBm)	Factor (dB)	PK Limit (dBm)	Over Limit (dB)	Table (o)	ANT	EUT	Verdict
37.954	-71.04	-17.62	-25.0	-46.04	200.00	Horizontal	Vertical	Pass
2555.100	-31.71	2.31	-25.0	-6.71	213.00	Horizontal	Vertical	N/A
2638.900	-29.26	2.67	-25.0	-4.26	174.00	Horizontal	Vertical	N/A
6996.000	-40.84	13.47	-25.0	-15.84	80.00	Horizontal	Vertical	Pass
9247.388	-45.76	9.16	-25.0	-20.76	155.00	Horizontal	Vertical	Pass
19200.199	-47.51	9.00	-25.0	-22.51	98.00	Horizontal	Vertical	Pass