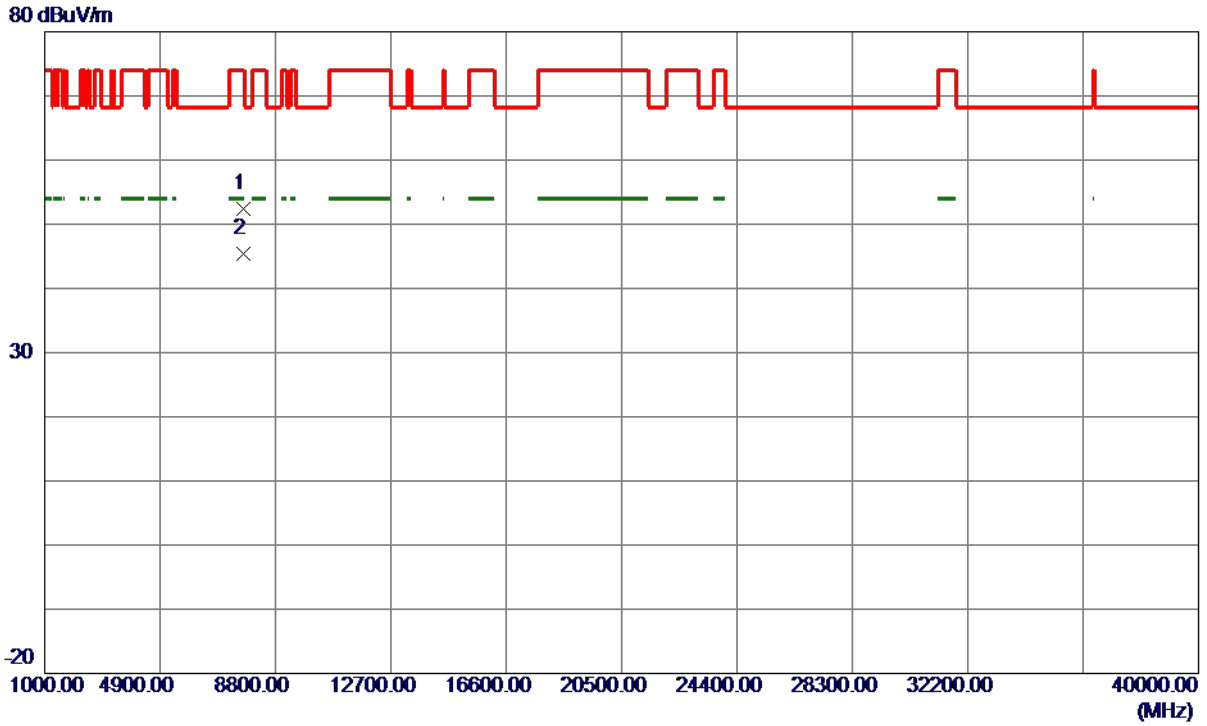


Test Mode	UNII-3_TX A Mode 5785 MHz	Polarization	Vertical
-----------	---------------------------	--------------	----------

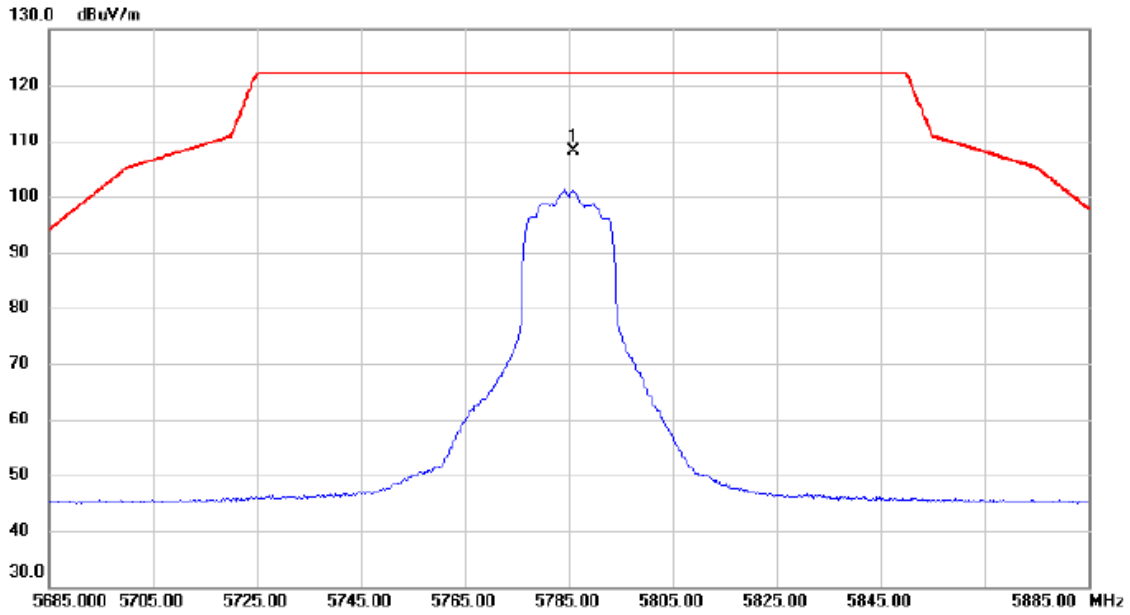


No.	Freq. MHz	Reading Level dBuV/m	Correct Factor dB	Measure ment dBuV/m	Limit dBuV/m	Margin dB	Detector	Comment
1	7713.2850	41.08	11.41	52.49	74.00	-21.51	Peak	
2 *	7713.2850	33.96	11.41	45.37	54.00	-8.63	AVG	

REMARKS:

- (1) Measurement Value = Reading Level + Correct Factor.
- (2) Margin Level = Measurement Value - Limit Value.

Test Mode	UNII-3_TX A Mode 5785 MHz	Polarization	Horizontal
-----------	---------------------------	--------------	------------

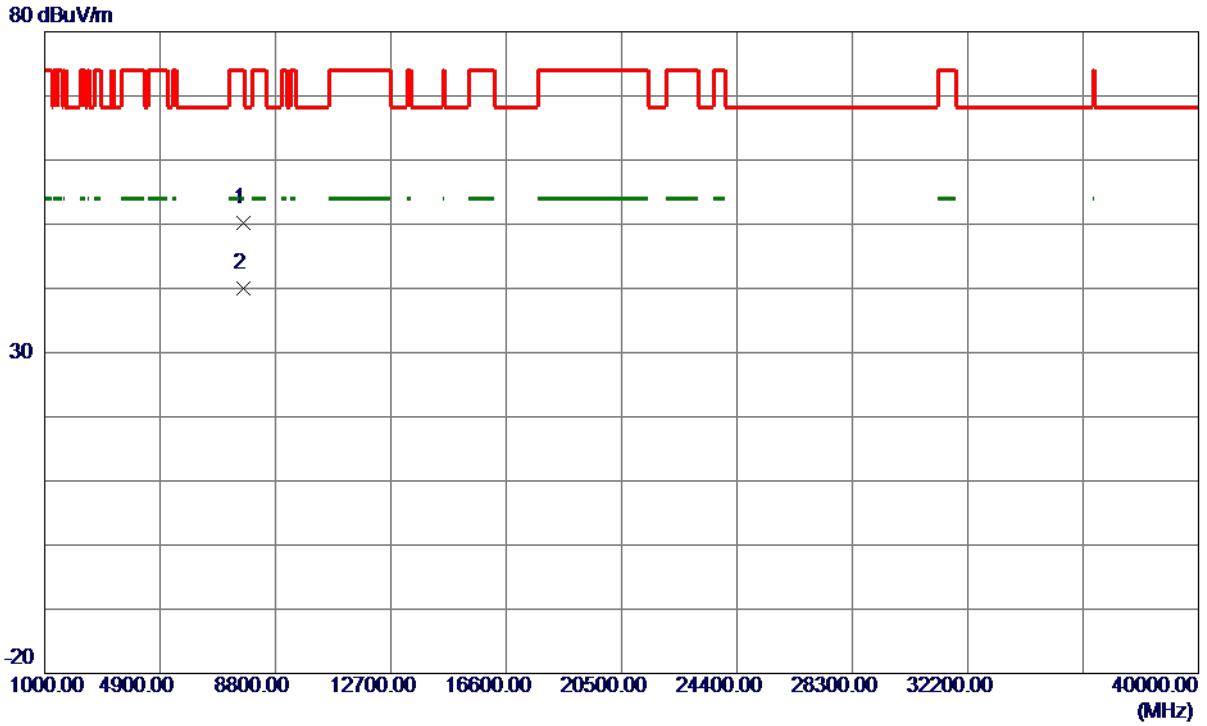


No.	Mk.	Freq.	Reading Level	Correct Factor	Measurement	Limit	Margin	Detector	Comment
		MHz	dBuV	dB	dBuV/m	dBuV/m	dB		
1	*	5786.000	91.42	16.63	108.05	122.20	-14.15	peak	No Limit

REMARKS:

- (1) Measurement Value = Reading Level + Correct Factor.
- (2) Margin Level = Measurement Value - Limit Value.

Test Mode	UNII-3_TX A Mode 5785 MHz	Polarization	Horizontal
-----------	---------------------------	--------------	------------

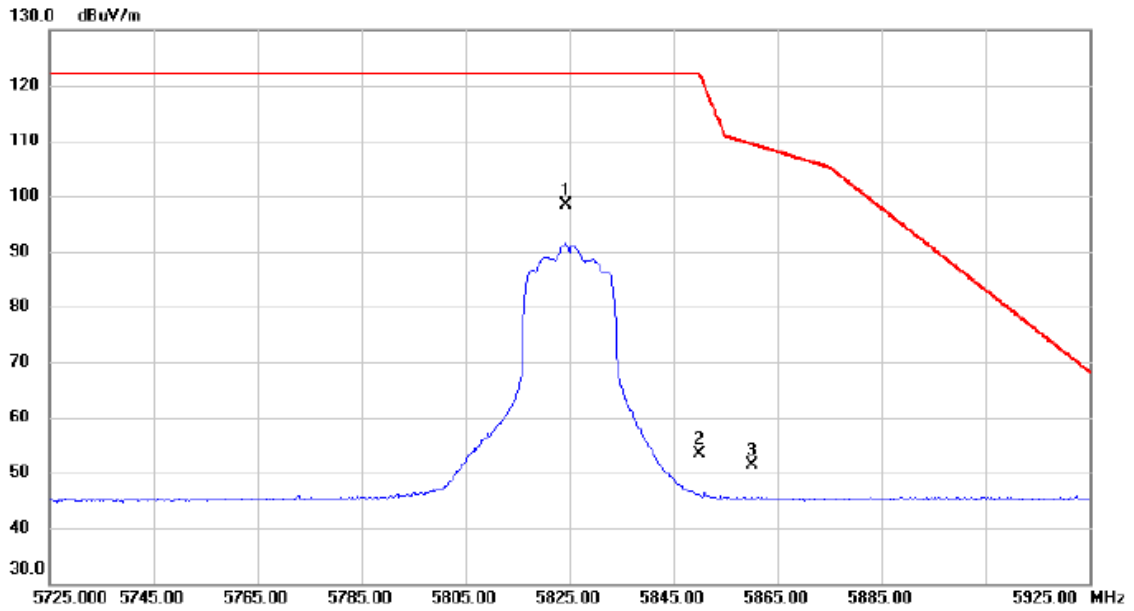


No.	Freq. MHz	Reading Level dBuV/m	Correct Factor dB	Measure ment dBuV/m	Limit dBuV/m	Margin dB	Detector	Comment
1	7713.2250	38.79	11.41	50.20	74.00	-23.80	Peak	
2 *	7713.2750	28.62	11.41	40.03	54.00	-13.97	AVG	

REMARKS:

- (1) Measurement Value = Reading Level + Correct Factor.
- (2) Margin Level = Measurement Value - Limit Value.

Test Mode	UNII-3_TX A Mode 5825 MHz	Polarization	Vertical
-----------	---------------------------	--------------	----------

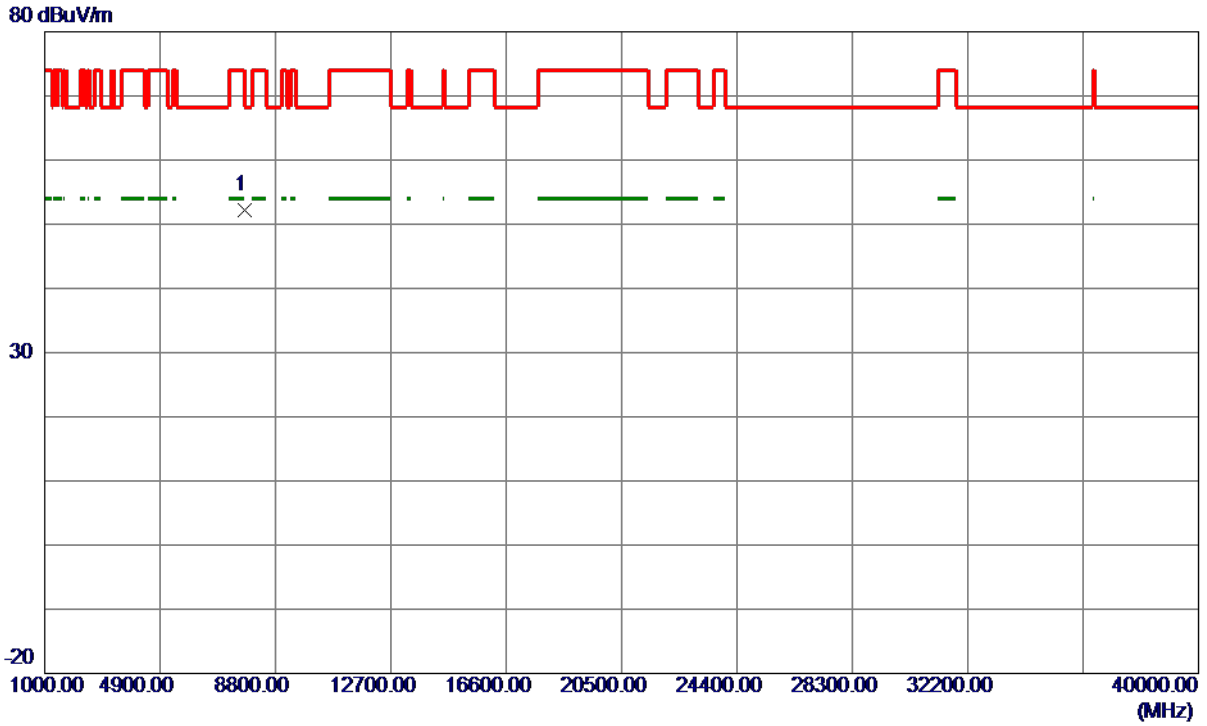


No.	Mk.	Freq.	Reading Level	Correct Factor	Measurement	Limit	Margin	Detector	Comment
		MHz	dBuV	dB	dBuV/m	dBuV/m	dB		
1	*	5824.400	81.66	16.71	98.37	122.20	-23.83	peak	No Limit
2		5850.000	36.63	16.76	53.39	122.20	-68.81	peak	
3		5860.000	34.71	16.79	51.50	109.40	-57.90	peak	

REMARKS:

- (1) Measurement Value = Reading Level + Correct Factor.
- (2) Margin Level = Measurement Value - Limit Value.

Test Mode	UNII-3_TX A Mode 5825 MHz	Polarization	Vertical
-----------	---------------------------	--------------	----------

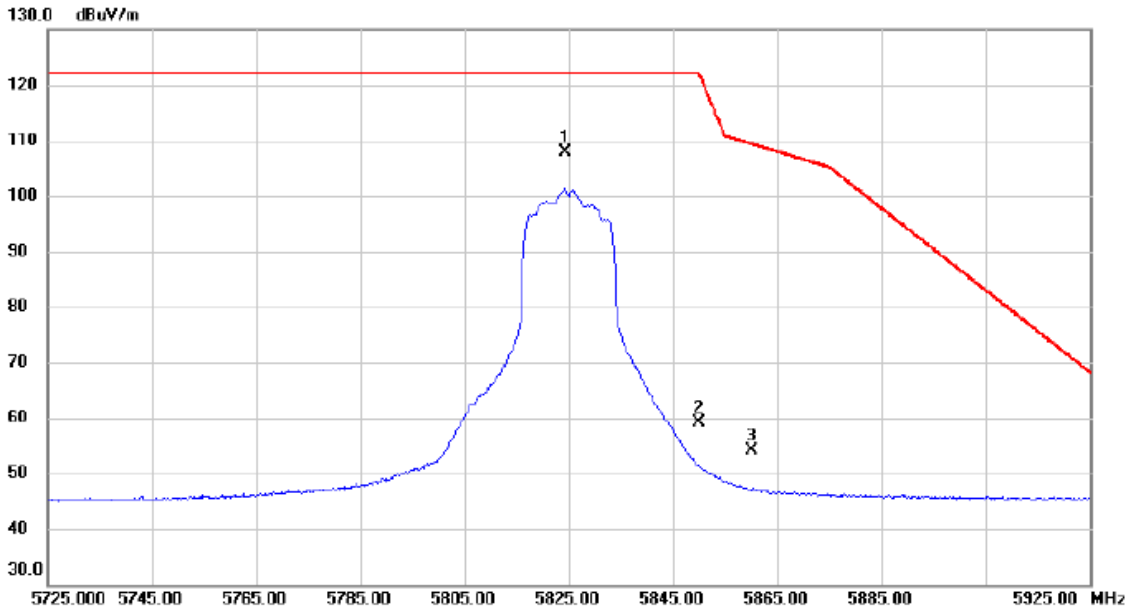


No.	Freq. MHz	Reading Level dBuV/m	Correct Factor dB	Measure ment dBuV/m	Limit dBuV/m	Margin dB	Detector	Comment
1 *	7766.4900	40.87	11.39	52.26	68.30	-16.04	Peak	

REMARKS:

- (1) Measurement Value = Reading Level + Correct Factor.
- (2) Margin Level = Measurement Value - Limit Value.

Test Mode	UNII-3_TX A Mode 5825 MHz	Polarization	Horizontal
-----------	---------------------------	--------------	------------

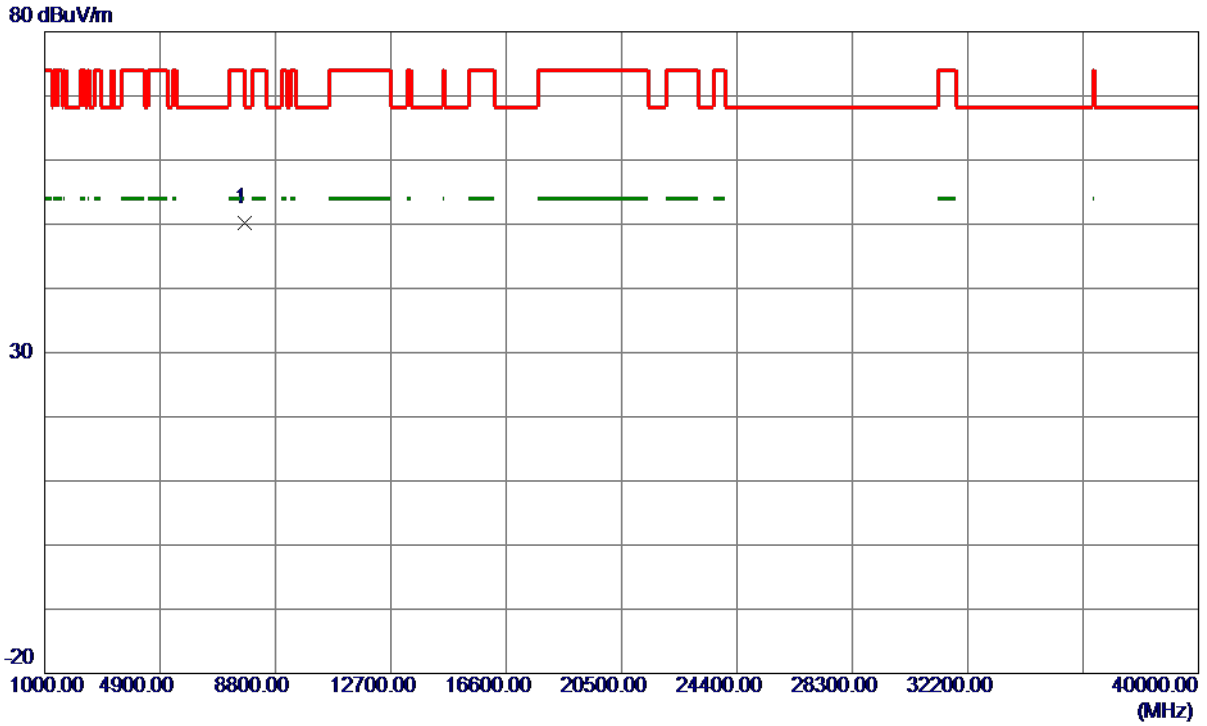


No.	Mk.	Freq. MHz	Reading Level dBuV	Correct Factor dB	Measure- ment dBuV/m	Limit dBuV/m	Margin dB	Detector	Comment
1	*	5824.400	91.08	16.71	107.79	122.20	-14.41	peak	No Limit
2		5850.000	42.49	16.76	59.25	122.20	-62.95	peak	
3		5860.000	37.46	16.79	54.25	109.40	-55.15	peak	

REMARKS:

- (1) Measurement Value = Reading Level + Correct Factor.
- (2) Margin Level = Measurement Value - Limit Value.

Test Mode	UNII-3_TX A Mode 5825 MHz	Polarization	Horizontal
-----------	---------------------------	--------------	------------

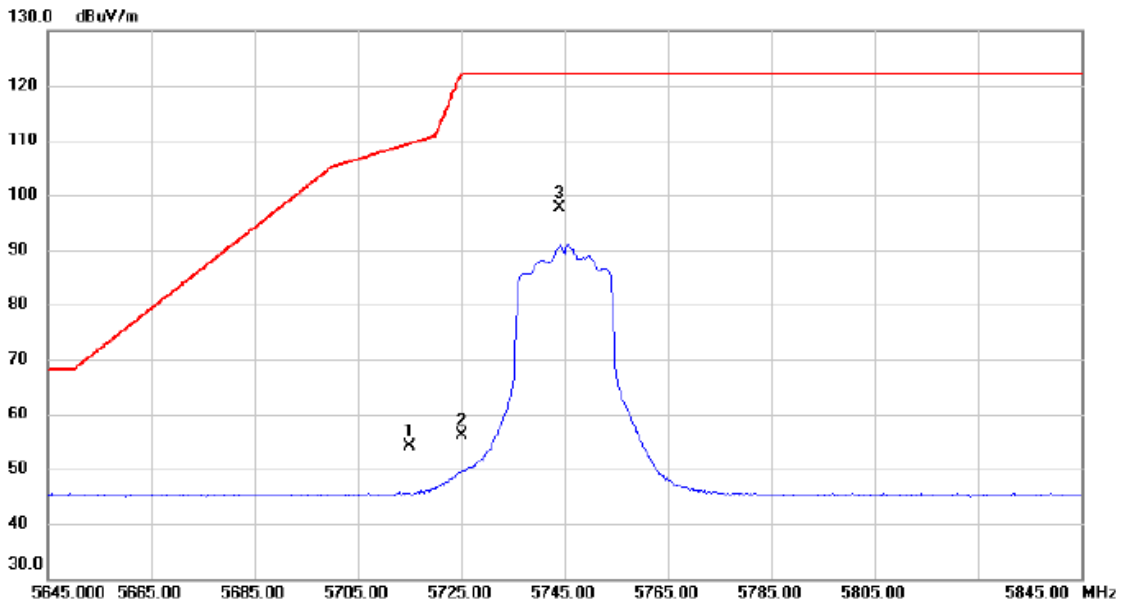


No.	Freq. MHz	Reading Level dBuV/m	Correct Factor dB	Measure ment dBuV/m	Limit dBuV/m	Margin dB	Detector	Comment
1 *	7766.5600	38.89	11.39	50.28	68.30	-18.02	Peak	

REMARKS:

- (1) Measurement Value = Reading Level + Correct Factor.
- (2) Margin Level = Measurement Value - Limit Value.

Test Mode	UNII-3_TX N (HT20) Mode 5745 MHz	Polarization	Vertical
-----------	----------------------------------	--------------	----------

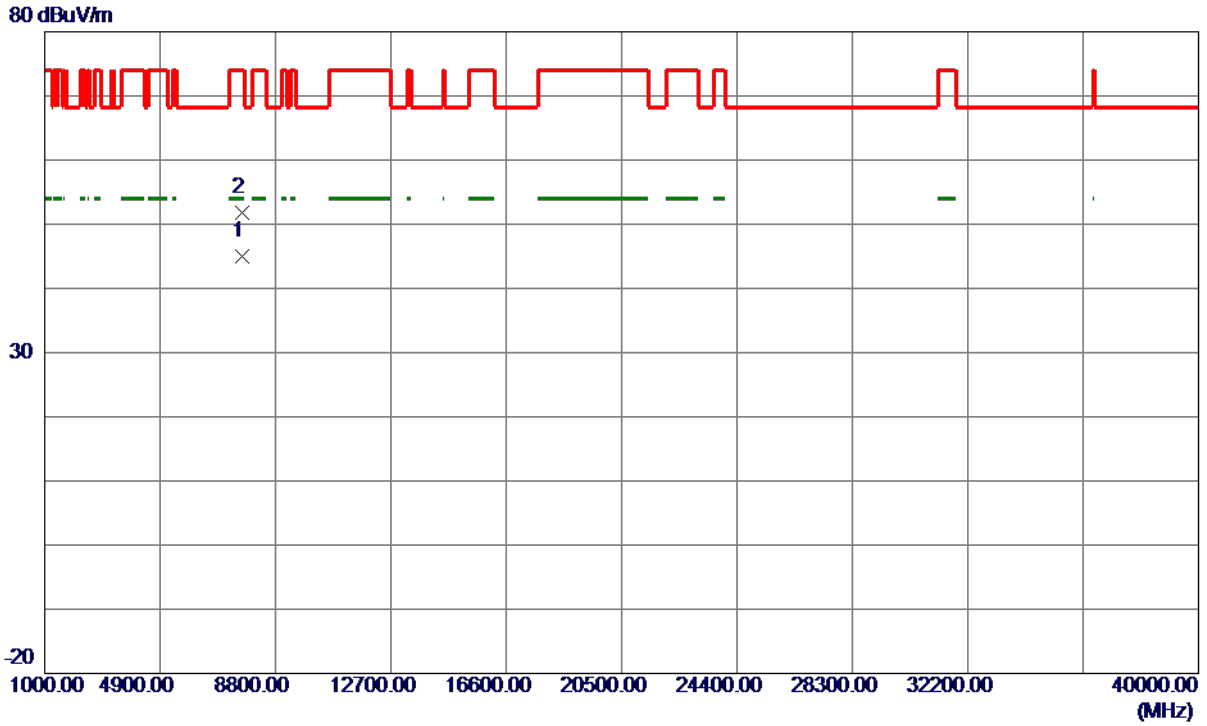


No.	Mk.	Freq. MHz	Reading Level dBuV	Correct Factor dB	Measure- ment dBuV/m	Limit dBuV/m	Margin dB	Detector	Comment
1		5715.000	37.62	16.49	54.11	109.40	-55.29	peak	
2		5725.000	39.65	16.51	56.16	122.20	-66.04	peak	
3	*	5744.000	81.15	16.54	97.69	122.20	-24.51	peak	No Limit

REMARKS:

- (1) Measurement Value = Reading Level + Correct Factor.
- (2) Margin Level = Measurement Value - Limit Value.

Test Mode	UNII-3_TX N (HT20) Mode 5745 MHz	Polarization	Vertical
-----------	----------------------------------	--------------	----------

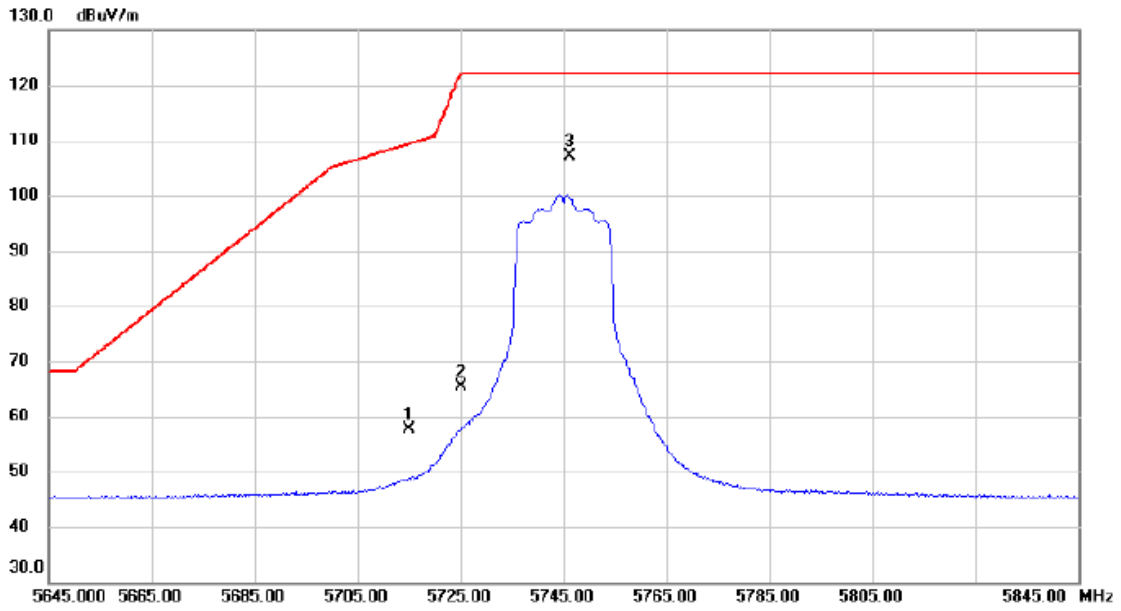


No.	Freq. MHz	Reading Level dBuV/m	Correct Factor dB	Measure ment dBuV/m	Limit dBuV/m	Margin dB	Detector	Comment
1 *	7659.8950	33.57	11.44	45.01	54.00	-8.99	AVG	
2	7659.9800	40.29	11.44	51.73	74.00	-22.27	Peak	

REMARKS:

- (1) Measurement Value = Reading Level + Correct Factor.
- (2) Margin Level = Measurement Value - Limit Value.

Test Mode	UNII-3_TX N (HT20) Mode 5745 MHz	Polarization	Horizontal
-----------	----------------------------------	--------------	------------

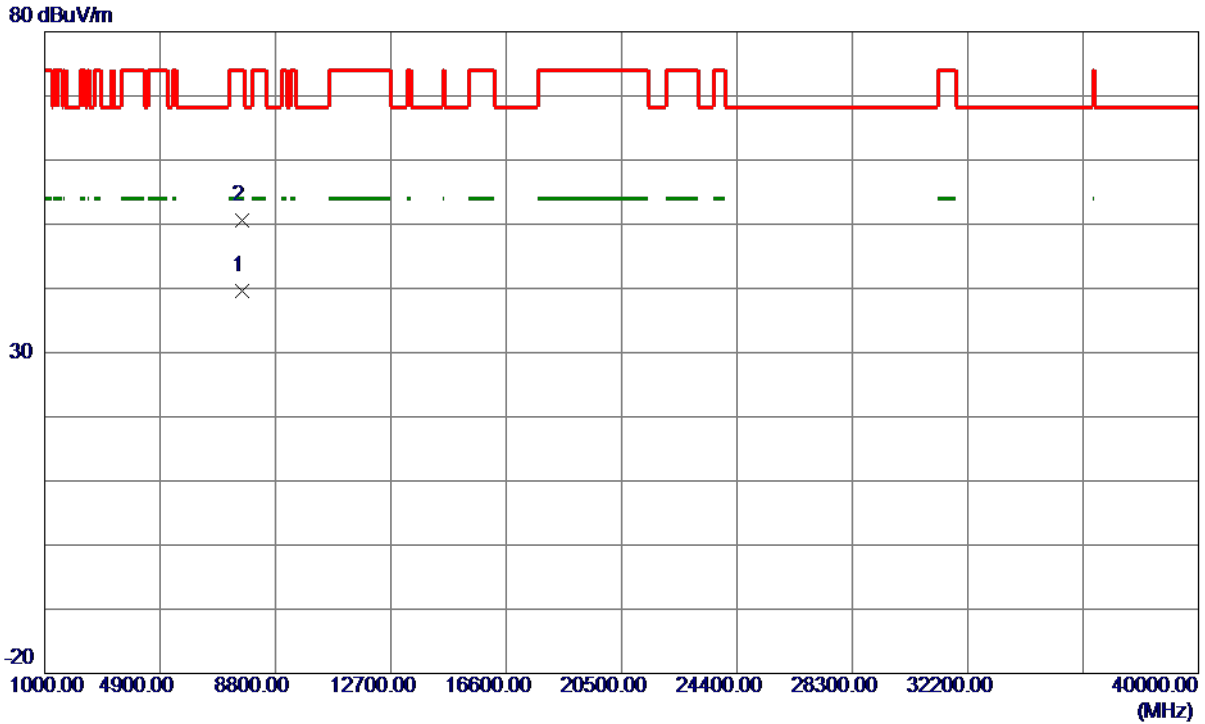


No.	Mk.	Freq. MHz	Reading Level dBuV	Correct Factor dB	Measure- ment dBuV/m	Limit dBuV/m	Margin dB	Detector	Comment
1		5715.000	41.17	16.49	57.66	109.40	-51.74	peak	
2		5725.000	48.77	16.51	65.28	122.20	-56.92	peak	
3	*	5746.200	90.59	16.55	107.14	122.20	-15.06	peak	No Limit

REMARKS:

- (1) Measurement Value = Reading Level + Correct Factor.
- (2) Margin Level = Measurement Value - Limit Value.

Test Mode	UNII-3_TX N (HT20) Mode 5745 MHz	Polarization	Horizontal
-----------	----------------------------------	--------------	------------

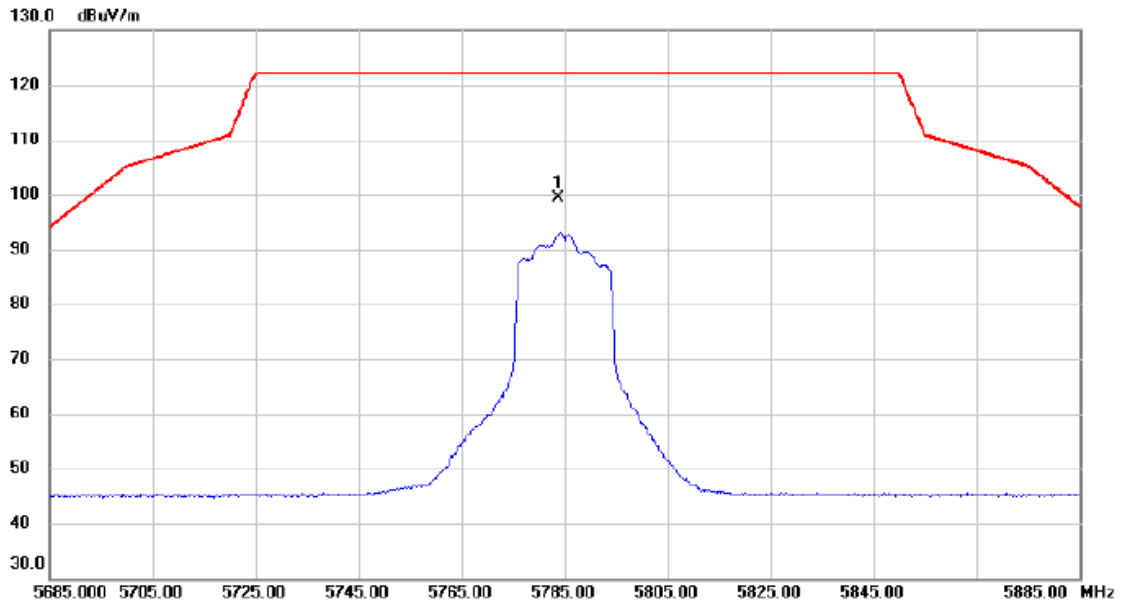


No.	Freq. MHz	Reading Level dBuV/m	Correct Factor dB	Measure ment dBuV/m	Limit dBuV/m	Margin dB	Detector	Comment
1 *	7659.8300	28.08	11.44	39.52	54.00	-14.48	AVG	
2	7660.6950	39.11	11.44	50.55	74.00	-23.45	Peak	

REMARKS:

- (1) Measurement Value = Reading Level + Correct Factor.
- (2) Margin Level = Measurement Value - Limit Value.

Test Mode	UNII-3_TX N (HT20) Mode 5785 MHz	Polarization	Vertical
-----------	----------------------------------	--------------	----------

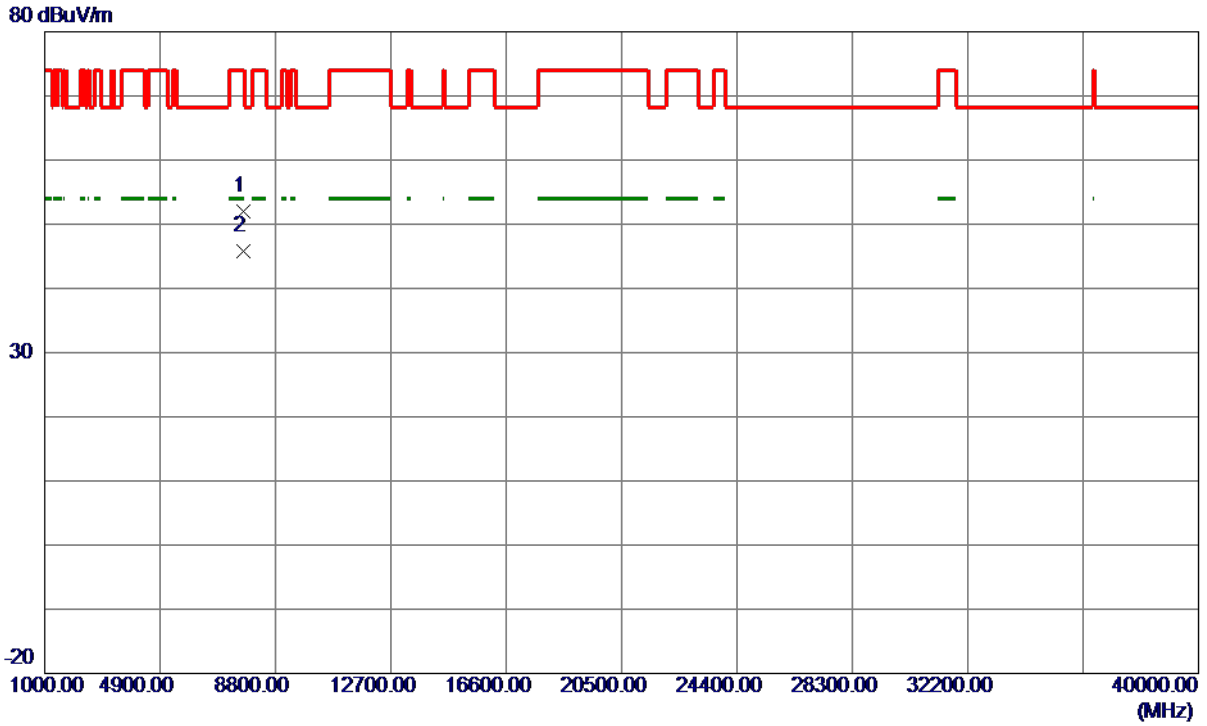


No. Mk.	Freq. MHz	Reading Level dBuV	Correct Factor dB	Measure- ment dBuV/m	Limit dBuV/m	Margin dB	Detector	Comment
1 *	5783.800	82.86	16.63	99.49	122.20	-22.71	peak	No Limit

REMARKS:

- (1) Measurement Value = Reading Level + Correct Factor.
- (2) Margin Level = Measurement Value - Limit Value.

Test Mode	UNII-3_TX N (HT20) Mode 5785 MHz	Polarization	Vertical
-----------	----------------------------------	--------------	----------

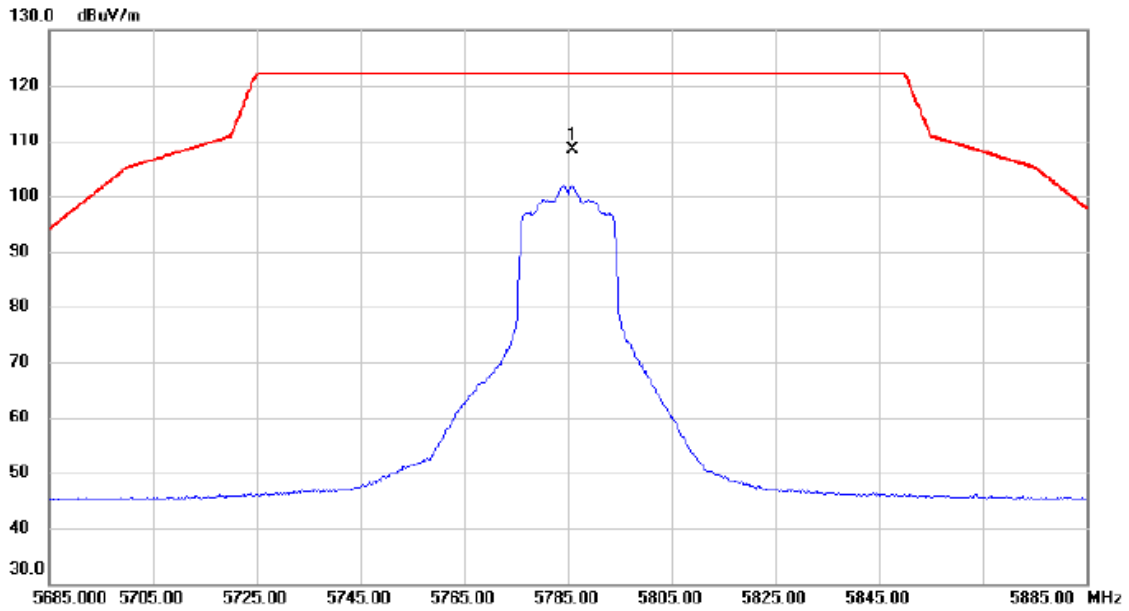


No.	Freq. MHz	Reading Level dBuV/m	Correct Factor dB	Measure ment dBuV/m	Limit dBuV/m	Margin dB	Detector	Comment
1	7713.0950	40.65	11.41	52.06	74.00	-21.94	Peak	
2 *	7713.2800	34.44	11.41	45.85	54.00	-8.15	AVG	

REMARKS:

- (1) Measurement Value = Reading Level + Correct Factor.
- (2) Margin Level = Measurement Value - Limit Value.

Test Mode	UNII-3_TX N (HT20) Mode 5785 MHz	Polarization	Horizontal
-----------	----------------------------------	--------------	------------

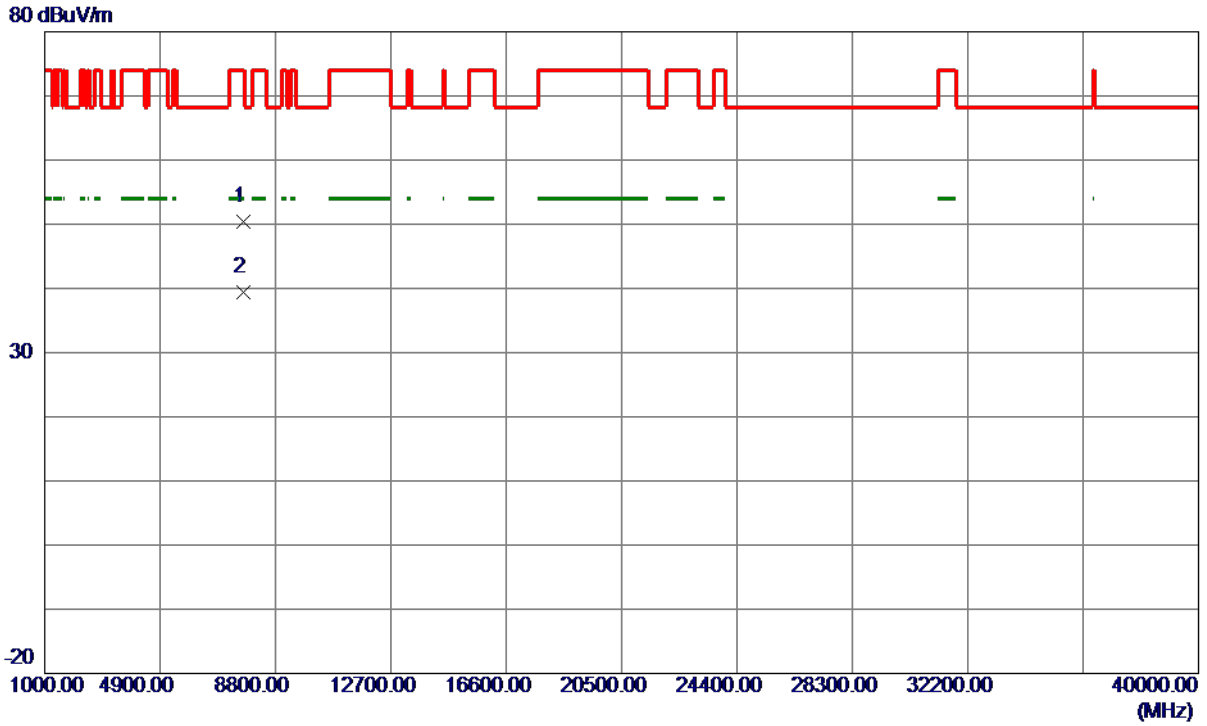


No.	Mk.	Freq.	Reading Level	Correct Factor	Measurement	Limit	Margin	Detector	Comment
		MHz	dBuV	dB	dBuV/m	dBuV/m	dB		
1	*	5785.800	91.70	16.63	108.33	122.20	-13.87	peak	No Limit

REMARKS:

- (1) Measurement Value = Reading Level + Correct Factor.
- (2) Margin Level = Measurement Value - Limit Value.

Test Mode	UNII-3_TX N (HT20) Mode 5785 MHz	Polarization	Horizontal
-----------	----------------------------------	--------------	------------

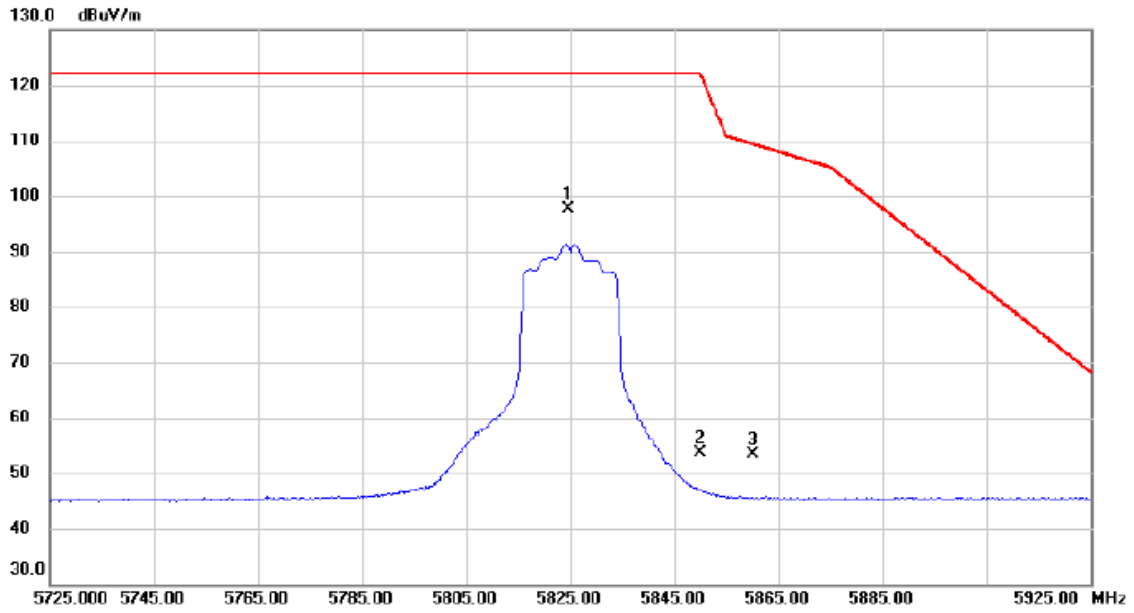


No.	Freq. MHz	Reading Level dBuV/m	Correct Factor dB	Measure ment dBuV/m	Limit dBuV/m	Margin dB	Detector	Comment
1	7711.6600	38.94	11.42	50.36	74.00	-23.64	Peak	
2 *	7713.3850	27.94	11.41	39.35	54.00	-14.65	AVG	

REMARKS:

- (1) Measurement Value = Reading Level + Correct Factor.
- (2) Margin Level = Measurement Value - Limit Value.

Test Mode	UNII-3_TX N (HT20) Mode 5825 MHz	Polarization	Vertical
-----------	----------------------------------	--------------	----------

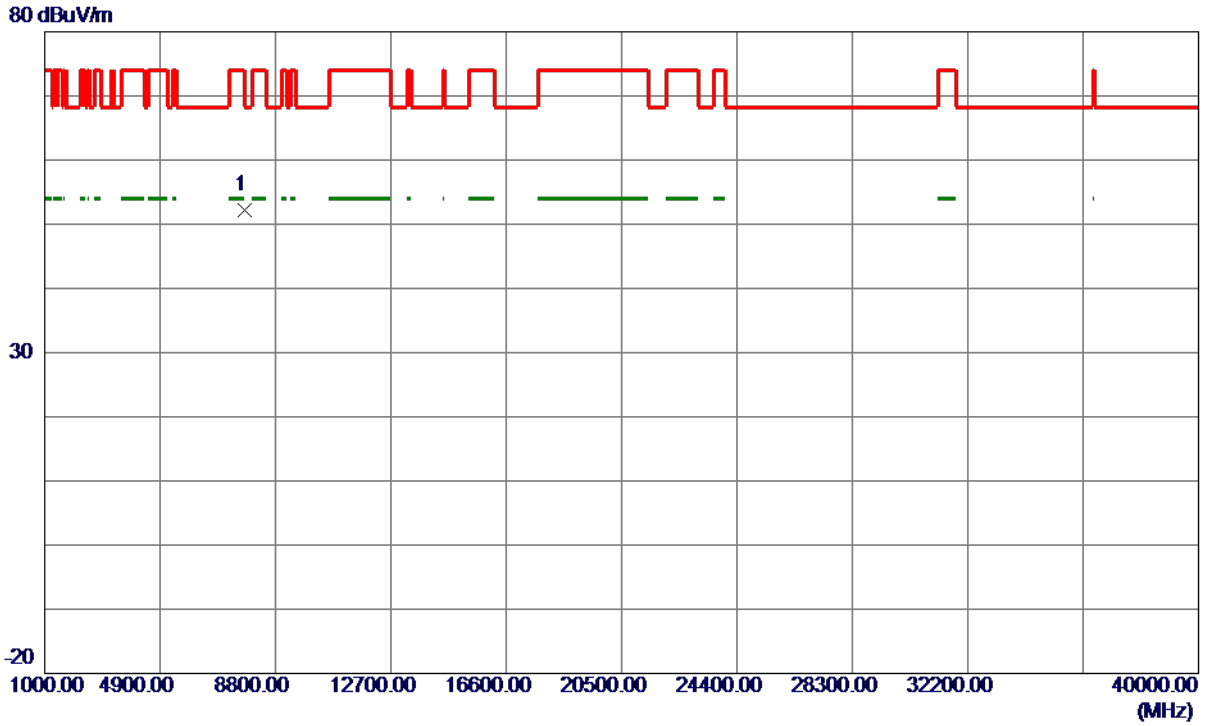


No.	Mk.	Freq.	Reading Level	Correct Factor	Measurement	Limit	Margin	Detector	Comment
		MHz	dBuV	dB	dBuV/m	dBuV/m	dB		
1	*	5824.600	80.92	16.71	97.63	122.20	-24.57	peak	No Limit
2		5850.000	36.84	16.76	53.60	122.20	-68.60	peak	
3		5860.000	36.61	16.79	53.40	109.40	-56.00	peak	

REMARKS:

- (1) Measurement Value = Reading Level + Correct Factor.
- (2) Margin Level = Measurement Value - Limit Value.

Test Mode	UNII-3_TX N (HT20) Mode 5825 MHz	Polarization	Vertical
-----------	----------------------------------	--------------	----------

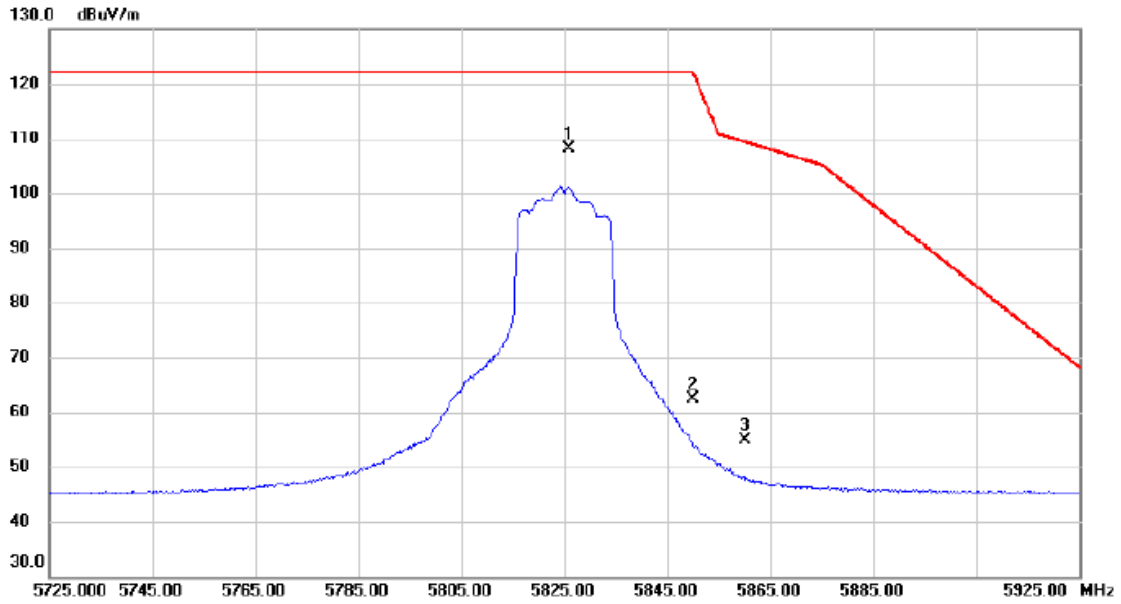


No.	Freq. MHz	Reading Level dBuV/m	Correct Factor dB	Measure ment dBuV/m	Limit dBuV/m	Margin dB	Detector	Comment
1 *	7766.6200	40.88	11.39	52.27	68.30	-16.03	Peak	

REMARKS:

- (1) Measurement Value = Reading Level + Correct Factor.
- (2) Margin Level = Measurement Value - Limit Value.

Test Mode	UNII-3_TX N (HT20) Mode 5825 MHz	Polarization	Horizontal
-----------	----------------------------------	--------------	------------

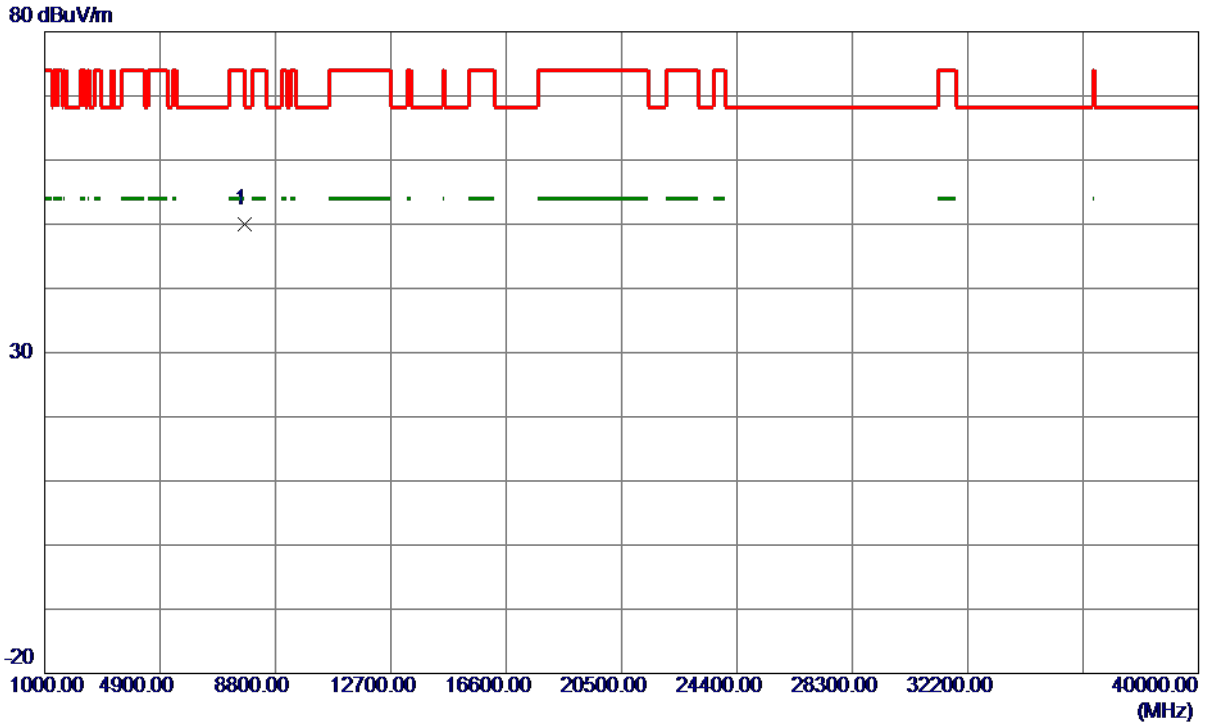


No.	Mk.	Freq.	Reading Level	Correct Factor	Measurement	Limit	Margin	Detector	Comment
		MHz	dBuV	dB	dBuV/m	dBuV/m	dB		
1	*	5825.800	91.52	16.72	108.24	122.20	-13.96	peak	No Limit
2		5850.000	45.60	16.76	62.36	122.20	-59.84	peak	
3		5860.000	37.99	16.79	54.78	109.40	-54.62	peak	

REMARKS:

- (1) Measurement Value = Reading Level + Correct Factor.
- (2) Margin Level = Measurement Value - Limit Value.

Test Mode	UNII-3_TX N (HT20) Mode 5825 MHz	Polarization	Horizontal
-----------	----------------------------------	--------------	------------

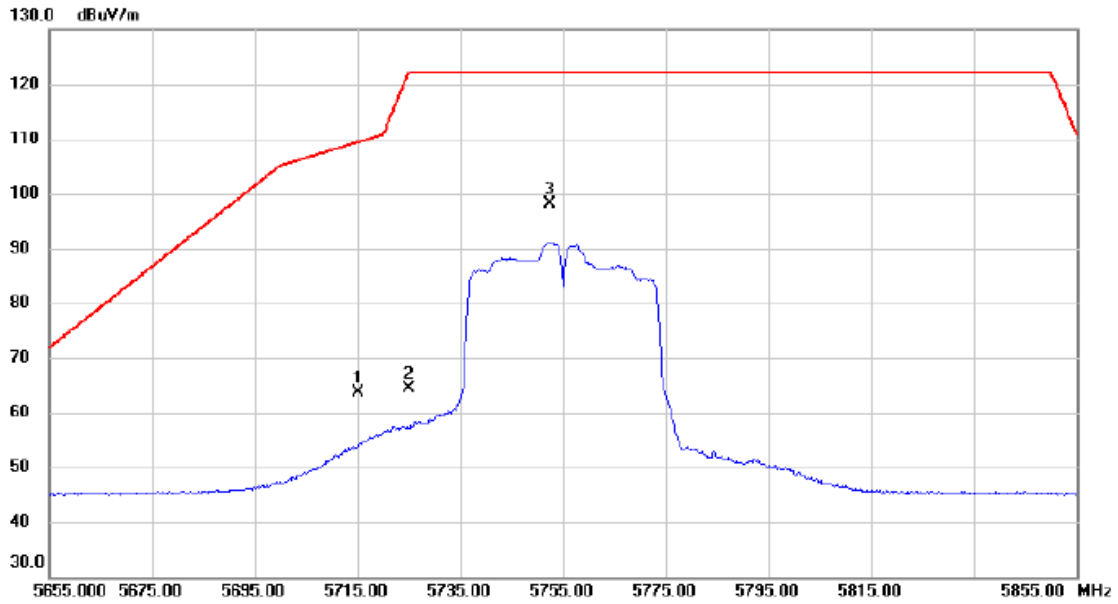


No.	Freq. MHz	Reading Level dBuV/m	Correct Factor dB	Measure ment dBuV/m	Limit dBuV/m	Margin dB	Detector	Comment
1 *	7765.1950	38.66	11.39	50.05	68.30	-18.25	Peak	

REMARKS:

- (1) Measurement Value = Reading Level + Correct Factor.
- (2) Margin Level = Measurement Value - Limit Value.

Test Mode	UNII-3_TX N (HT40) Mode 5755 MHz	Polarization	Vertical
-----------	----------------------------------	--------------	----------

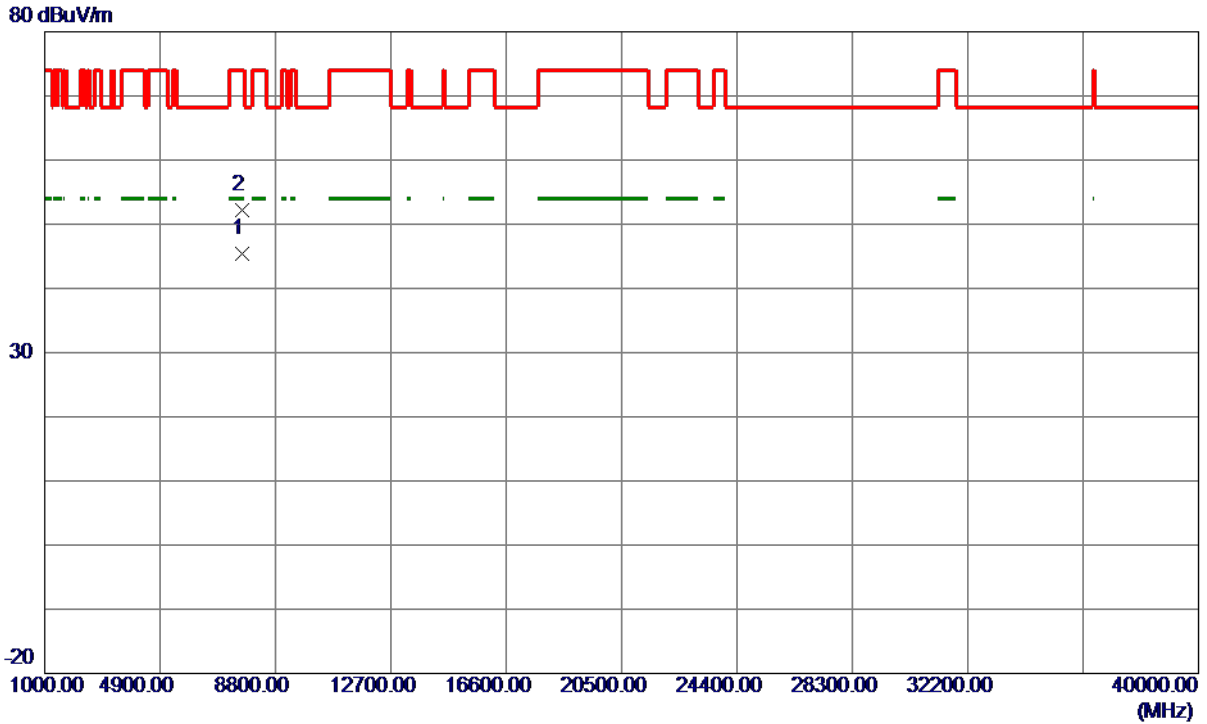


No. Mk.	Freq. MHz	Reading Level dBuV	Correct Factor dB	Measurement dBuV/m	Limit dBuV/m	Margin dB	Detector	Comment
1	5715.000	47.26	16.49	63.75	109.40	-45.65	peak	
2	5725.000	47.86	16.51	64.37	122.20	-57.83	peak	
3 *	5752.400	81.58	16.57	98.15	122.20	-24.05	peak	No Limit

REMARKS:

- (1) Measurement Value = Reading Level + Correct Factor.
- (2) Margin Level = Measurement Value - Limit Value.

Test Mode	UNII-3_TX N (HT40) Mode 5755 MHz	Polarization	Vertical
-----------	----------------------------------	--------------	----------

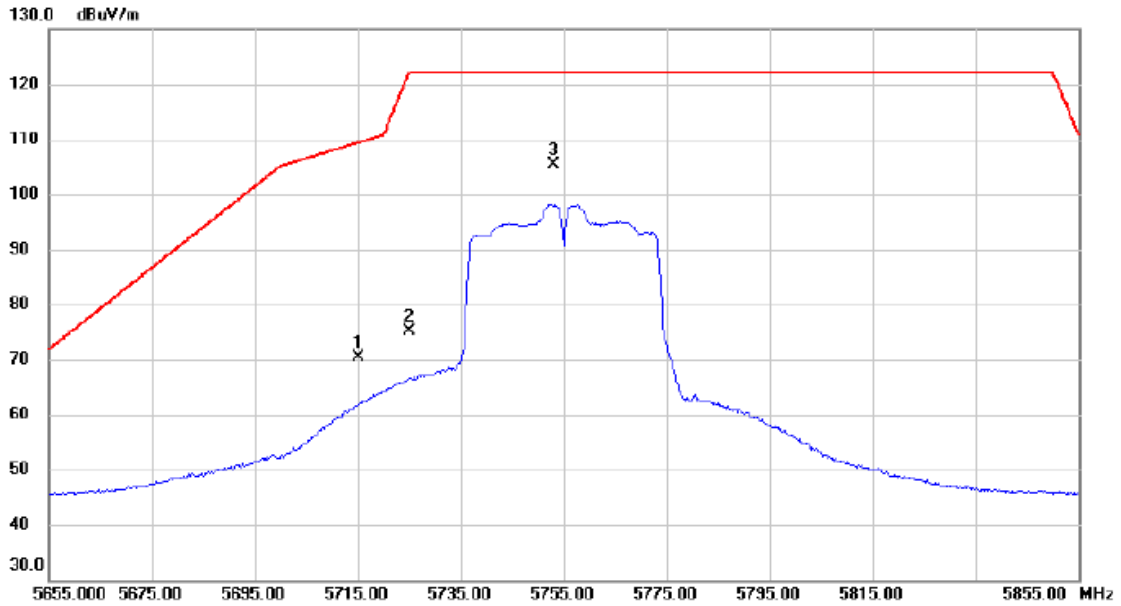


No.	Freq. MHz	Reading Level dBuV/m	Correct Factor dB	Measure ment dBuV/m	Limit dBuV/m	Margin dB	Detector	Comment
1 *	7673.1800	33.90	11.43	45.33	54.00	-8.67	AVG	
2	7673.2250	40.76	11.43	52.19	74.00	-21.81	Peak	

REMARKS:

- (1) Measurement Value = Reading Level + Correct Factor.
- (2) Margin Level = Measurement Value - Limit Value.

Test Mode	UNII-3_TX N (HT40) Mode 5755 MHz	Polarization	Horizontal
-----------	----------------------------------	--------------	------------

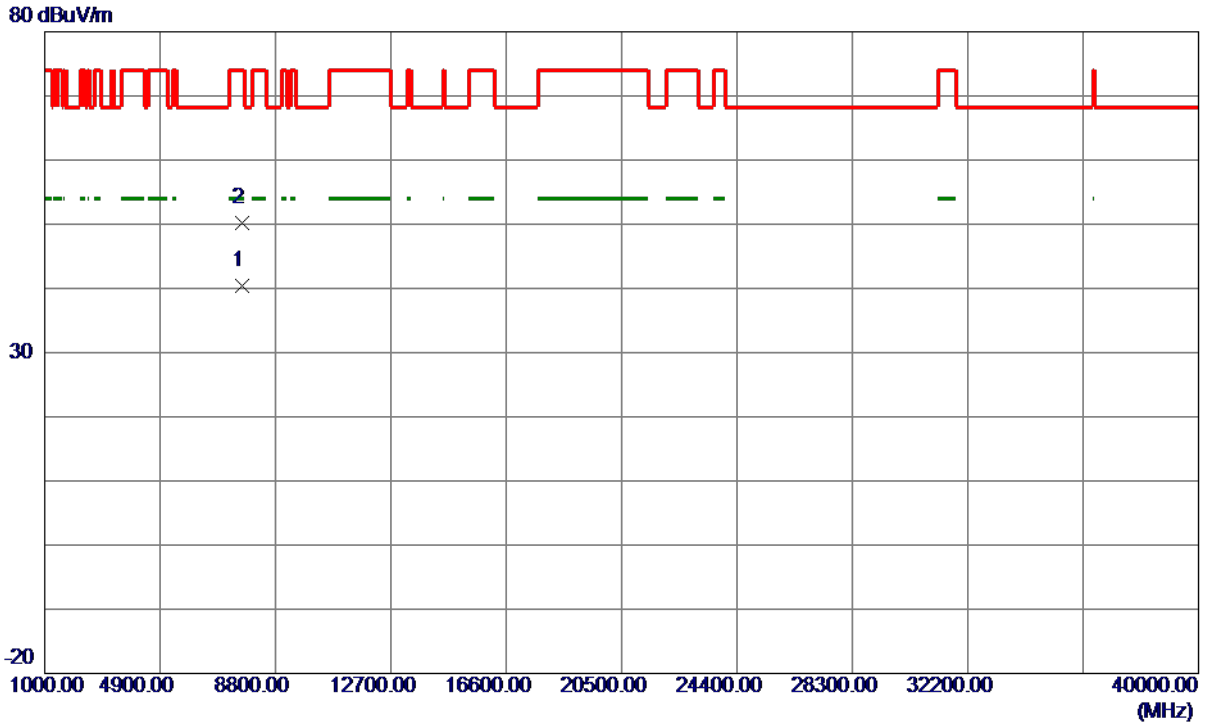


No.	Mk.	Freq.	Reading Level	Correct Factor	Measurement	Limit	Margin	Detector	Comment
		MHz	dBuV	dB	dBuV/m	dBuV/m	dB		
1		5715.000	53.98	16.49	70.47	109.40	-38.93	peak	
2		5725.000	58.71	16.51	75.22	122.20	-46.98	peak	
3	*	5753.000	88.82	16.57	105.39	122.20	-16.81	peak	No Limit

REMARKS:

- (1) Measurement Value = Reading Level + Correct Factor.
- (2) Margin Level = Measurement Value - Limit Value.

Test Mode	UNII-3_TX N (HT40) Mode 5755 MHz	Polarization	Horizontal
-----------	----------------------------------	--------------	------------

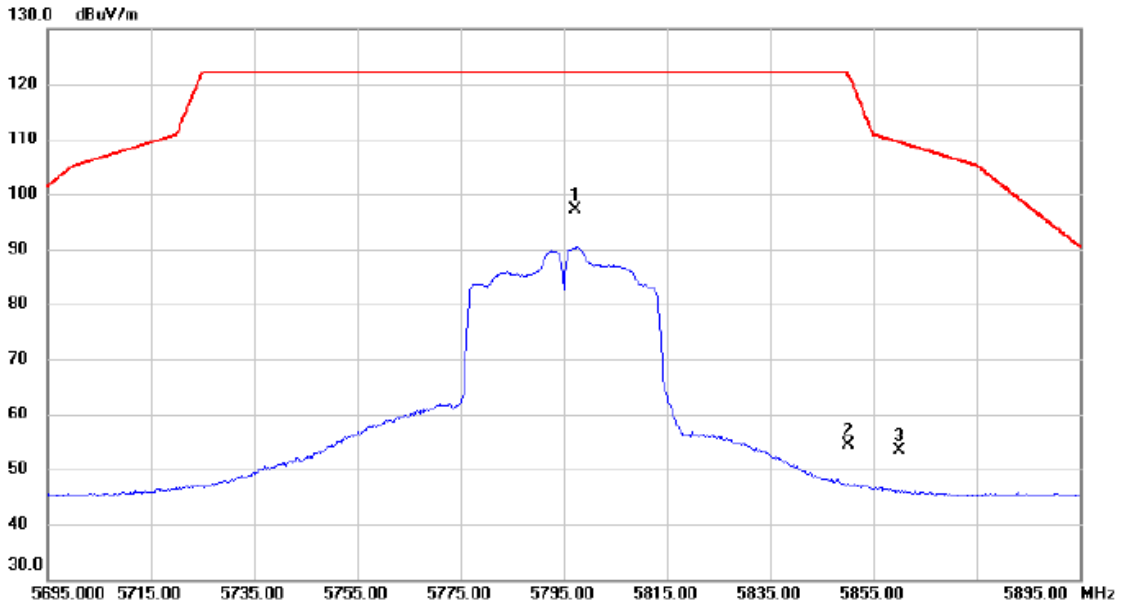


No.	Freq. MHz	Reading Level dBuV/m	Correct Factor dB	Measure ment dBuV/m	Limit dBuV/m	Margin dB	Detector	Comment
1 *	7673.2650	28.92	11.43	40.35	54.00	-13.65	AVG	
2	7673.5200	38.70	11.43	50.13	74.00	-23.87	Peak	

REMARKS:

- (1) Measurement Value = Reading Level + Correct Factor.
- (2) Margin Level = Measurement Value - Limit Value.

Test Mode	UNII-3_TX N (HT40) Mode 5795 MHz	Polarization	Vertical
-----------	----------------------------------	--------------	----------

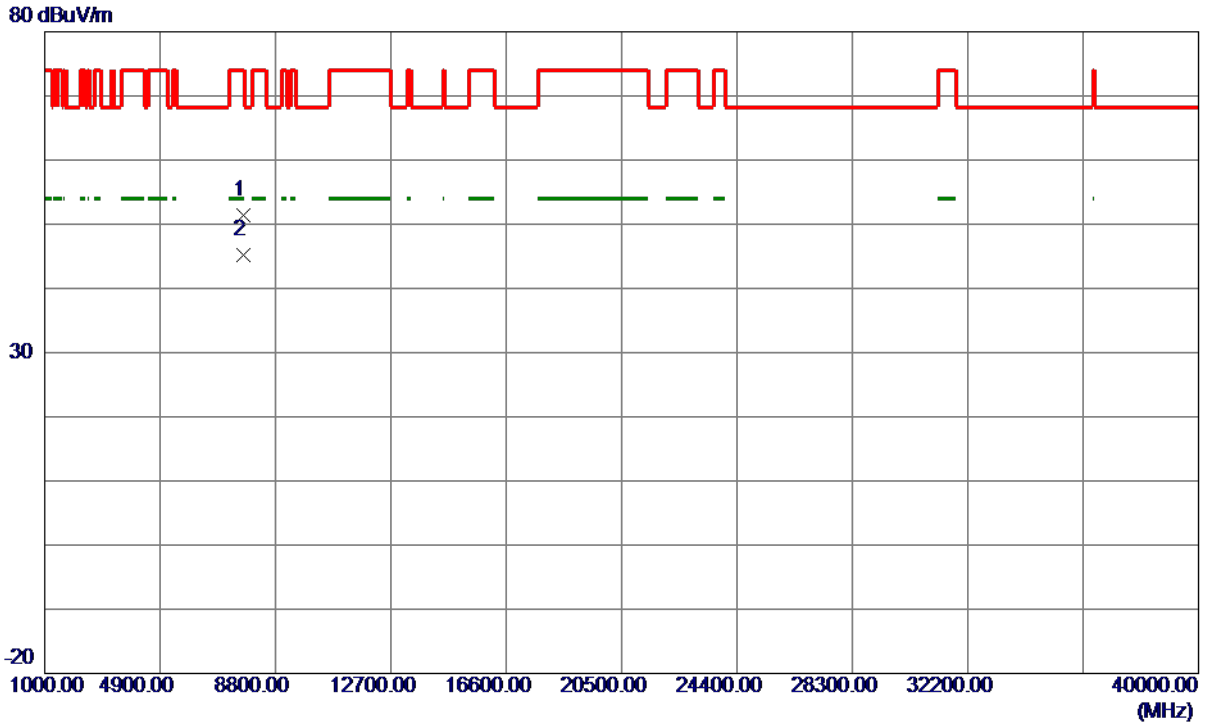


No. Mk.	Freq. MHz	Reading Level dBuV	Correct Factor dB	Measurement dBuV/m	Limit dBuV/m	Margin dB	Detector	Comment
1 *	5797.400	80.60	16.65	97.25	122.20	-24.95	peak	No Limit
2	5850.000	37.68	16.76	54.44	122.20	-67.76	peak	
3	5860.000	36.60	16.79	53.39	109.40	-56.01	peak	

REMARKS:

- (1) Measurement Value = Reading Level + Correct Factor.
- (2) Margin Level = Measurement Value - Limit Value.

Test Mode	UNII-3_TX N (HT40) Mode 5795 MHz	Polarization	Vertical
-----------	----------------------------------	--------------	----------

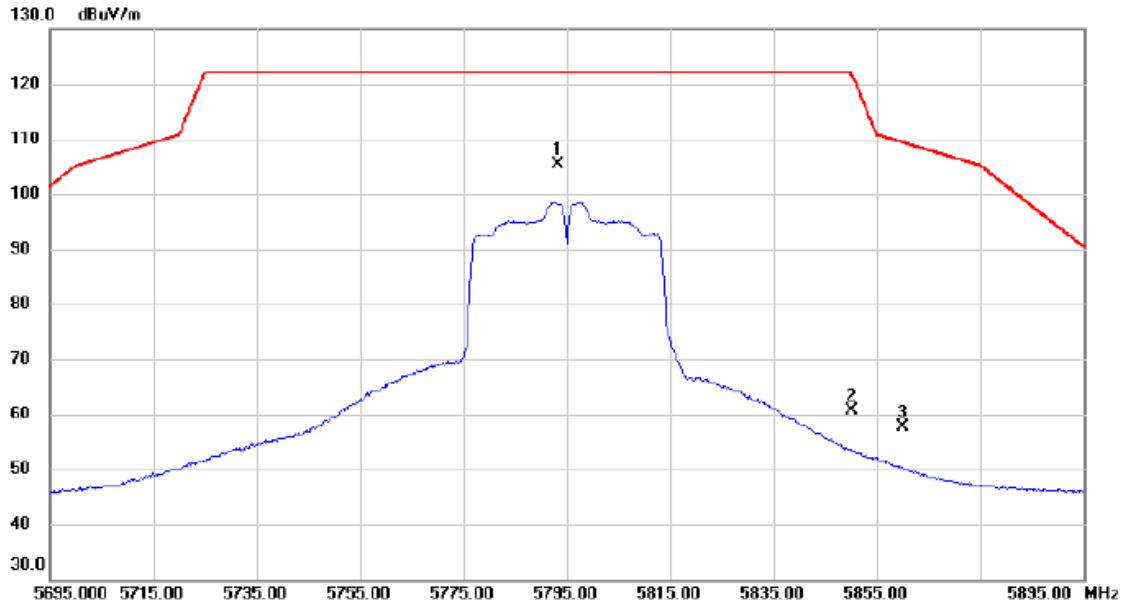


No.	Freq. MHz	Reading Level dBuV/m	Correct Factor dB	Measure ment dBuV/m	Limit dBuV/m	Margin dB	Detector	Comment
1	7726.4550	39.92	11.41	51.33	74.00	-22.67	Peak	
2 *	7726.5750	33.81	11.41	45.22	54.00	-8.78	AVG	

REMARKS:

- (1) Measurement Value = Reading Level + Correct Factor.
- (2) Margin Level = Measurement Value - Limit Value.

Test Mode	UNII-3_TX N (HT40) Mode 5795 MHz	Polarization	Horizontal
-----------	----------------------------------	--------------	------------

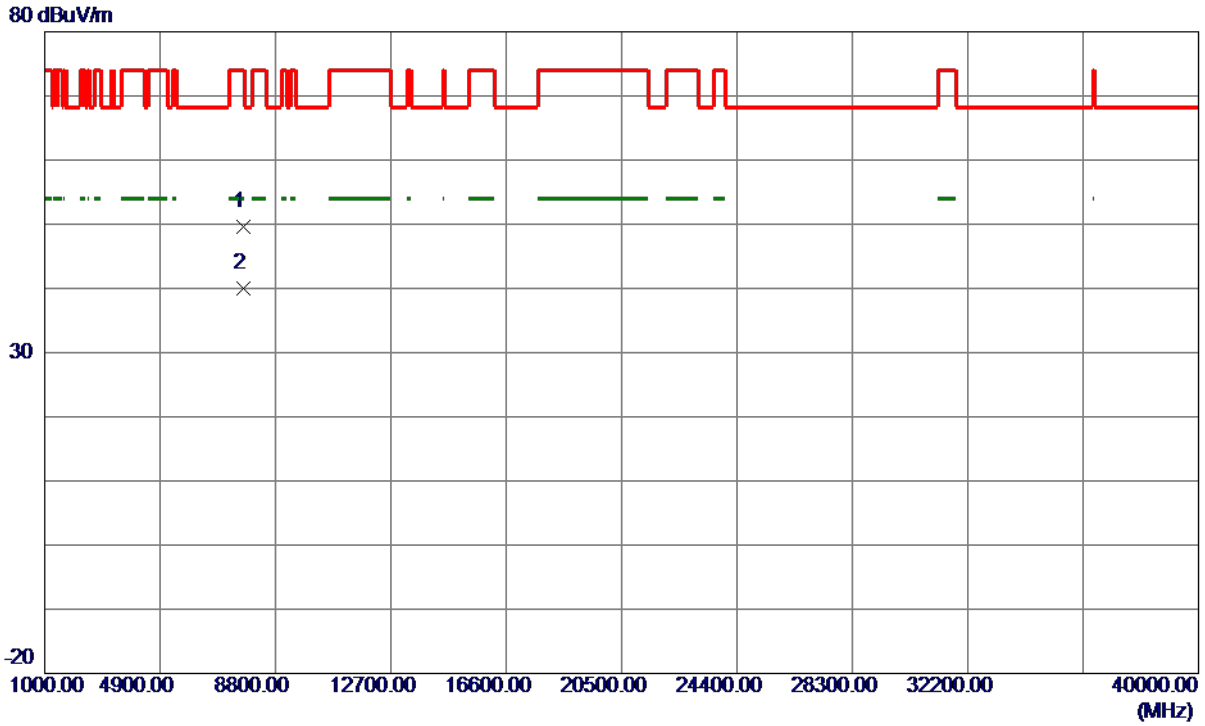


No.	Mk.	Freq. MHz	Reading Level dBuV	Correct Factor dB	Measure- ment dBuV/m	Limit dBuV/m	Margin dB	Detector	Comment
1	*	5793.200	88.76	16.65	105.41	122.20	-16.79	peak	No Limit
2		5850.000	43.96	16.76	60.72	122.20	-61.48	peak	
3		5860.000	40.78	16.79	57.57	109.40	-51.83	peak	

REMARKS:

- (1) Measurement Value = Reading Level + Correct Factor.
- (2) Margin Level = Measurement Value - Limit Value.

Test Mode	UNII-3_TX N (HT40) Mode 5795 MHz	Polarization	Horizontal
-----------	----------------------------------	--------------	------------

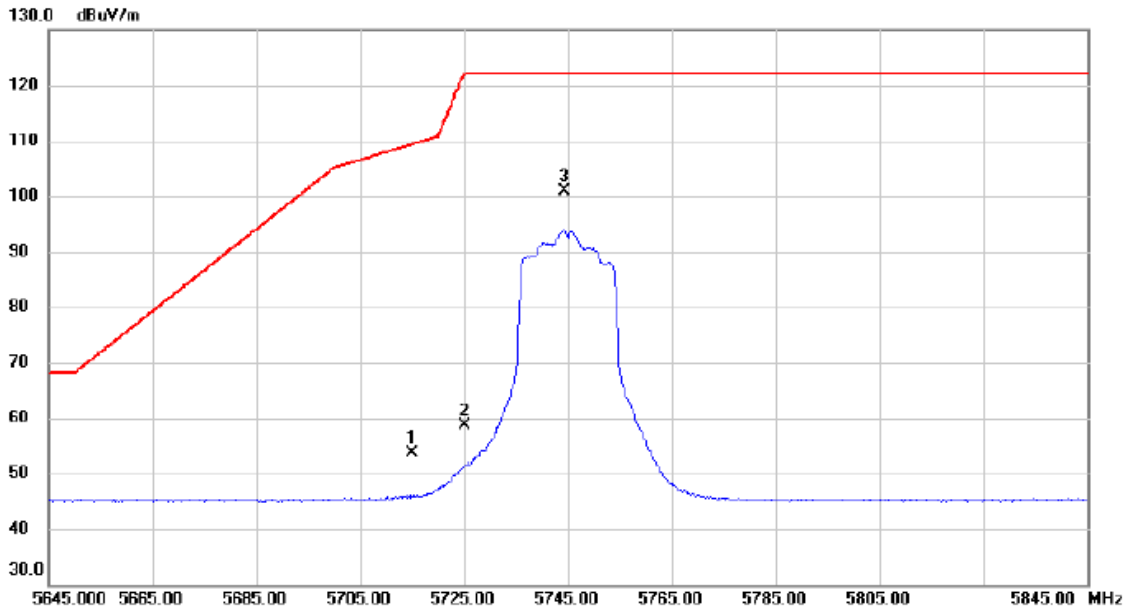


No.	Freq. MHz	Reading Level dBuV/m	Correct Factor dB	Measure ment dBuV/m	Limit dBuV/m	Margin dB	Detector	Comment
1	7726.0350	38.26	11.41	49.67	74.00	-24.33	Peak	
2 *	7726.5000	28.50	11.41	39.91	54.00	-14.09	AVG	

REMARKS:

- (1) Measurement Value = Reading Level + Correct Factor.
- (2) Margin Level = Measurement Value - Limit Value.

Test Mode	UNII-3_TX AC (VHT20) Mode 5745 MHz	Polarization	Vertical
-----------	------------------------------------	--------------	----------

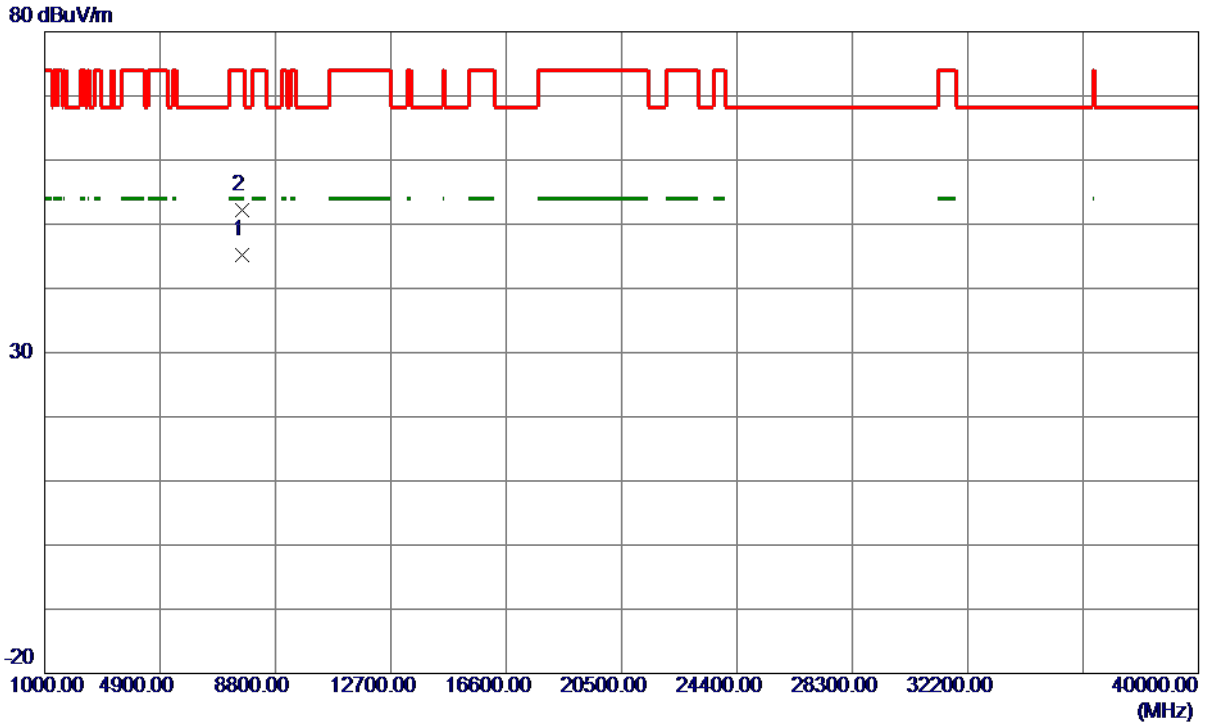


No.	Mk.	Freq.	Reading Level	Correct Factor	Measurement	Limit	Margin	Detector	Comment
		MHz	dBuV	dB	dBuV/m	dBuV/m	dB		
1		5715.000	37.17	16.49	53.66	109.40	-55.74	peak	
2		5725.000	42.06	16.51	58.57	122.20	-63.63	peak	
3	*	5744.400	84.21	16.55	100.76	122.20	-21.44	peak	No Limit

REMARKS:

- (1) Measurement Value = Reading Level + Correct Factor.
- (2) Margin Level = Measurement Value - Limit Value.

Test Mode	UNII-3_TX AC (VHT20) Mode 5745 MHz	Polarization	Vertical
-----------	------------------------------------	--------------	----------

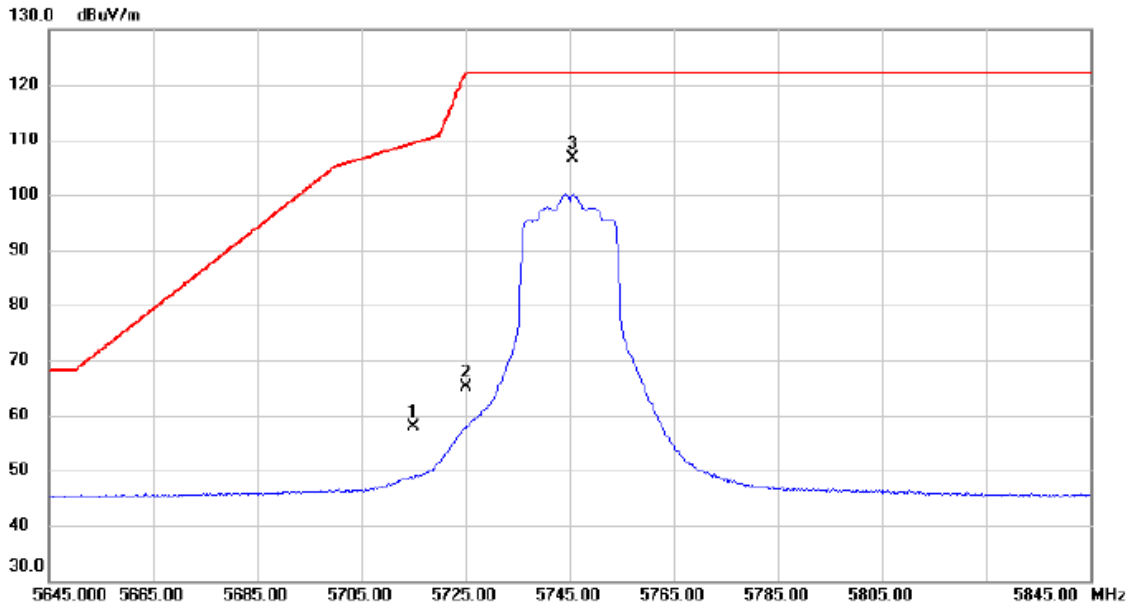


No.	Freq. MHz	Reading Level dBuV/m	Correct Factor dB	Measure ment dBuV/m	Limit dBuV/m	Margin dB	Detector	Comment
1 *	7659.9700	33.75	11.44	45.19	54.00	-8.81	AVG	
2	7660.3100	40.67	11.44	52.11	74.00	-21.89	Peak	

REMARKS:

- (1) Measurement Value = Reading Level + Correct Factor.
- (2) Margin Level = Measurement Value - Limit Value.

Test Mode	UNII-3_TX AC (VHT20) Mode 5745 MHz	Polarization	Horizontal
-----------	------------------------------------	--------------	------------

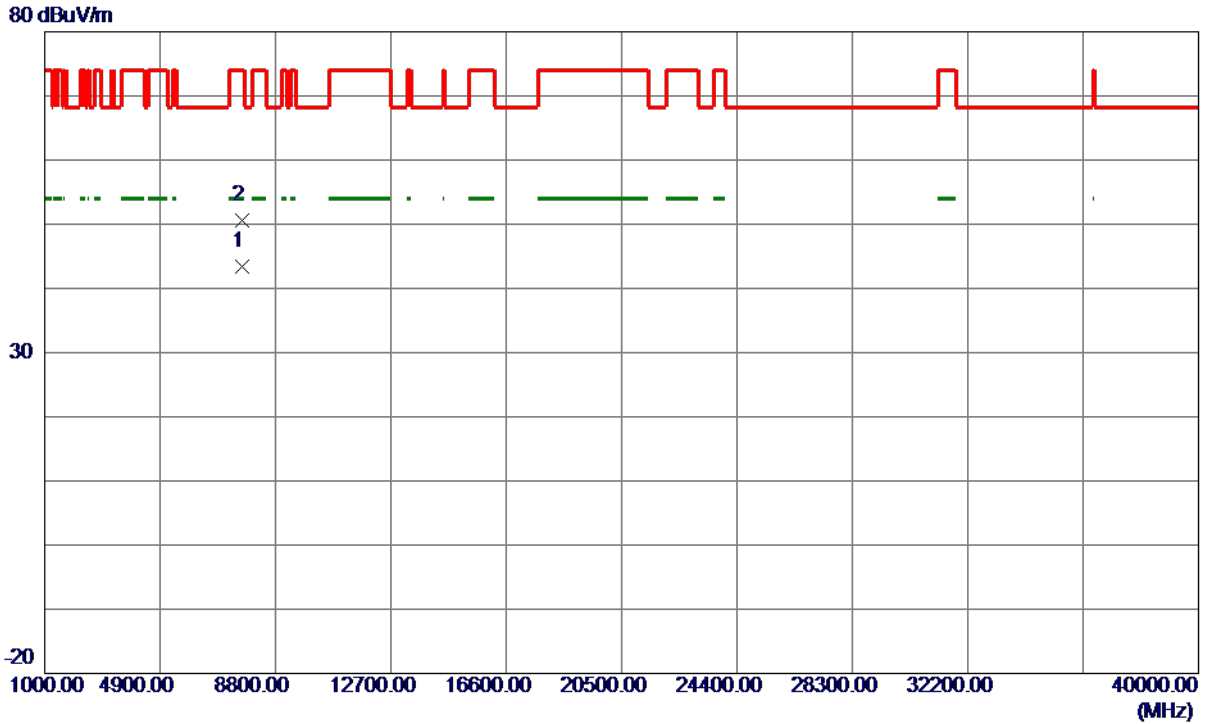


No.	Mk.	Freq.	Reading Level	Correct Factor	Measurement	Limit	Margin	Detector	Comment
		MHz	dBuV	dB	dBuV/m	dBuV/m	dB		
1		5715.000	41.34	16.49	57.83	109.40	-51.57	peak	
2		5725.000	48.66	16.51	65.17	122.20	-57.03	peak	
3	*	5745.600	90.15	16.55	106.70	122.20	-15.50	peak	No Limit

REMARKS:

- (1) Measurement Value = Reading Level + Correct Factor.
- (2) Margin Level = Measurement Value - Limit Value.

Test Mode	UNII-3_TX AC (VHT20) Mode 5745 MHz	Polarization	Horizontal
-----------	------------------------------------	--------------	------------

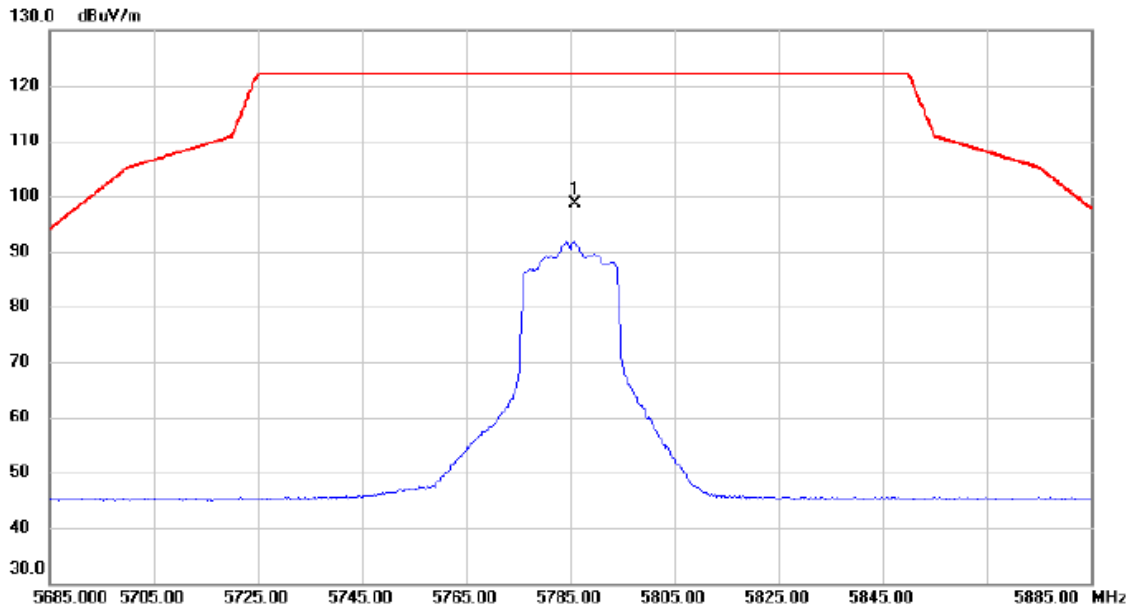


No.	Freq. MHz	Reading Level dBuV/m	Correct Factor dB	Measure ment dBuV/m	Limit dBuV/m	Margin dB	Detector	Comment
1 *	7660.0500	32.01	11.44	43.45	54.00	-10.55	AVG	
2	7661.7900	39.23	11.44	50.67	74.00	-23.33	Peak	

REMARKS:

- (1) Measurement Value = Reading Level + Correct Factor.
- (2) Margin Level = Measurement Value - Limit Value.

Test Mode	UNII-3_TX AC (VHT20) Mode 5785 MHz	Polarization	Vertical
-----------	------------------------------------	--------------	----------

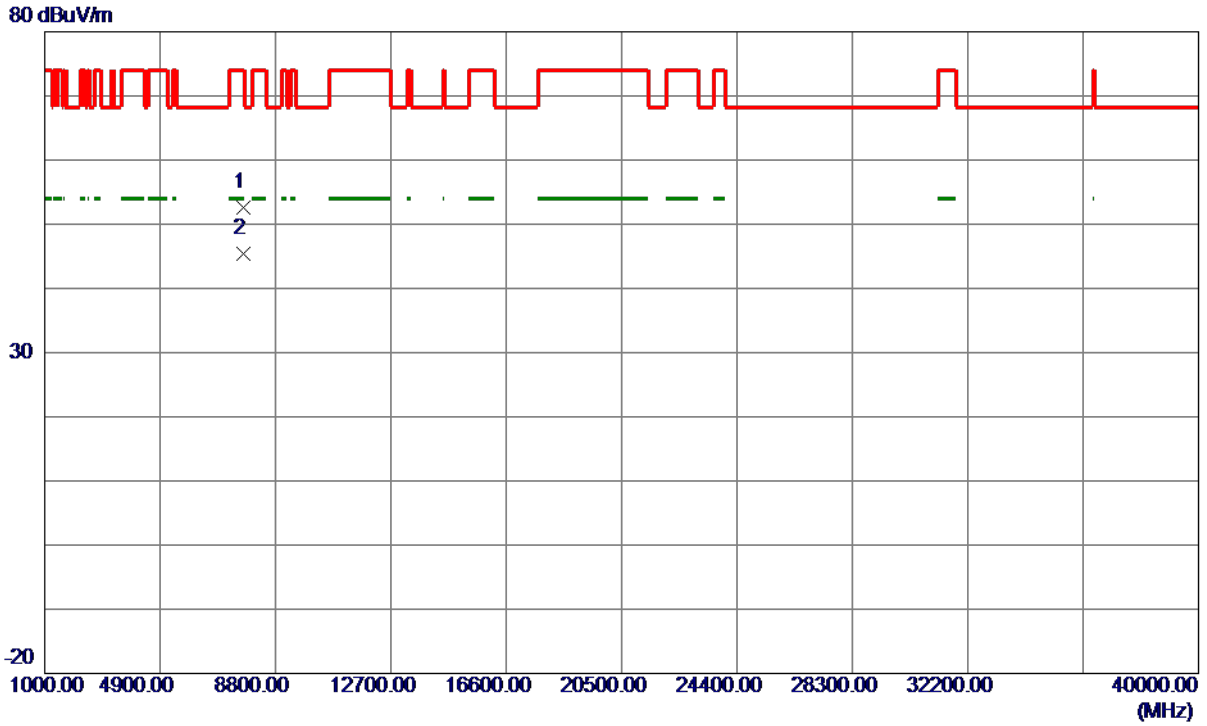


No.	Mk.	Freq.	Reading Level	Correct Factor	Measurement	Limit	Margin	Detector	Comment
		MHz	dBuV	dB	dBuV/m	dBuV/m	dB		
1	*	5786.000	82.06	16.63	98.69	122.20	-23.51	peak	No Limit

REMARKS:

- (1) Measurement Value = Reading Level + Correct Factor.
- (2) Margin Level = Measurement Value - Limit Value.

Test Mode	UNII-3_TX AC (VHT20) Mode 5785 MHz	Polarization	Vertical
-----------	------------------------------------	--------------	----------

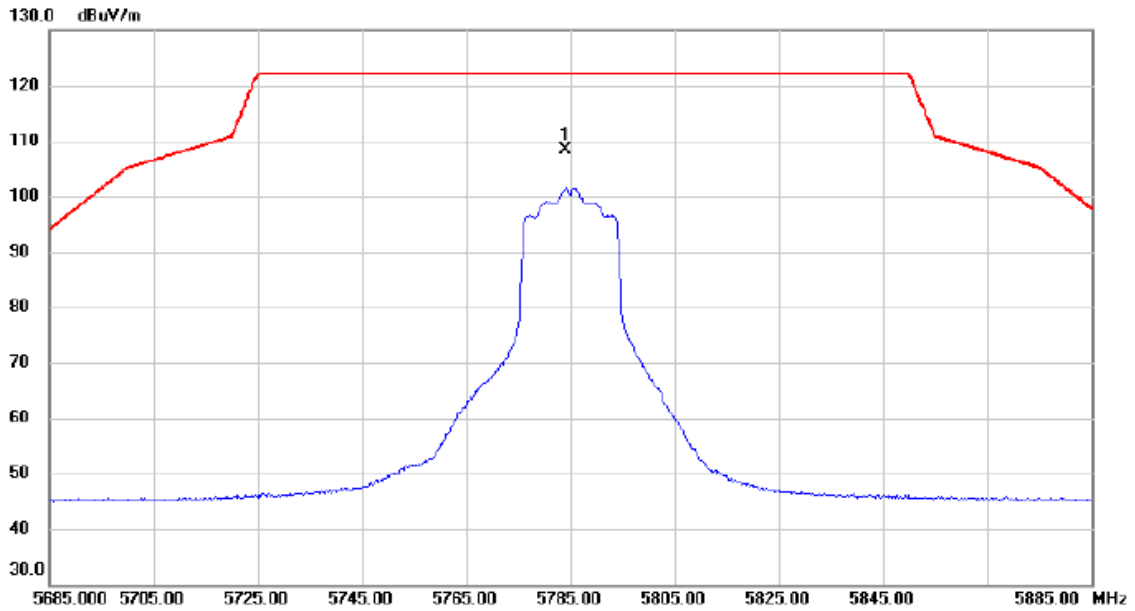


No.	Freq. MHz	Reading Level dBuV/m	Correct Factor dB	Measure ment dBuV/m	Limit dBuV/m	Margin dB	Detector	Comment
1	7713.2600	41.17	11.41	52.58	74.00	-21.42	Peak	
2 *	7713.3000	33.97	11.41	45.38	54.00	-8.62	AVG	

REMARKS:

- (1) Measurement Value = Reading Level + Correct Factor.
- (2) Margin Level = Measurement Value - Limit Value.

Test Mode	UNII-3_TX AC (VHT20) Mode 5785 MHz	Polarization	Horizontal
-----------	------------------------------------	--------------	------------

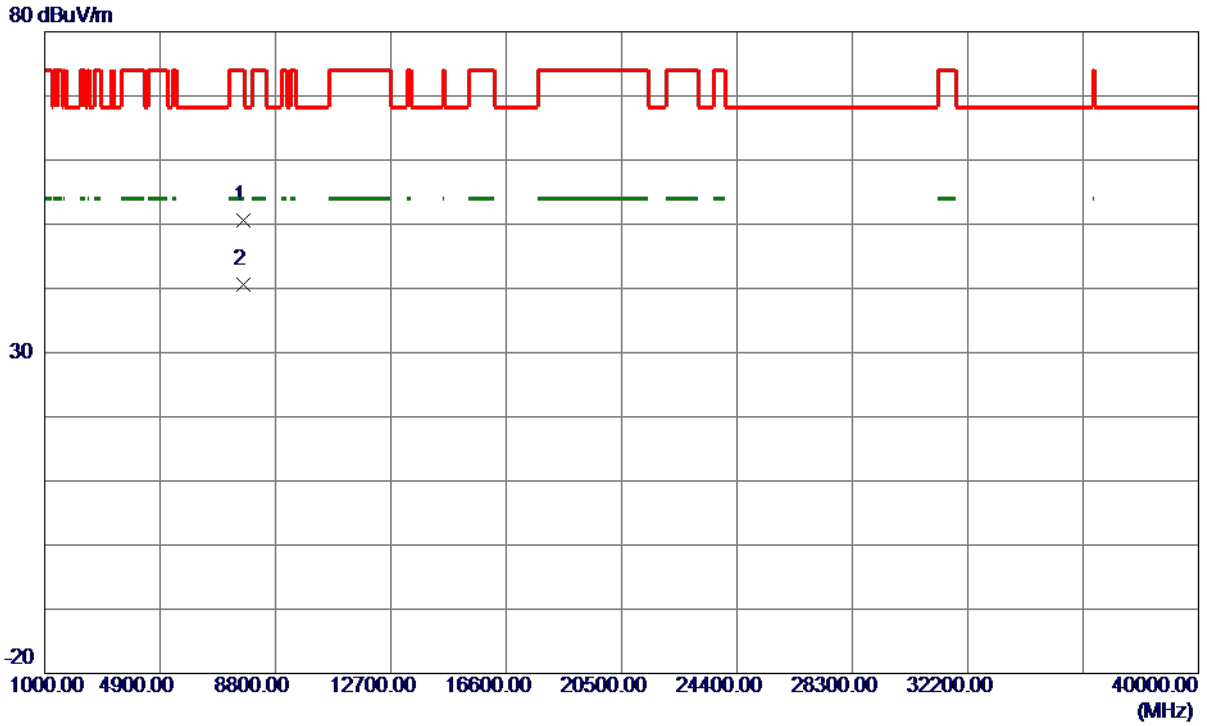


No.	Mk.	Freq.	Reading Level	Correct Factor	Measurement	Limit	Margin	Detector	Comment
		MHz	dBuV	dB	dBuV/m	dBuV/m	dB		
1	*	5784.200	91.79	16.63	108.42	122.20	-13.78	peak	No Limit

REMARKS:

- (1) Measurement Value = Reading Level + Correct Factor.
- (2) Margin Level = Measurement Value - Limit Value.

Test Mode	UNII-3_TX AC (VHT20) Mode 5785 MHz	Polarization	Horizontal
-----------	------------------------------------	--------------	------------

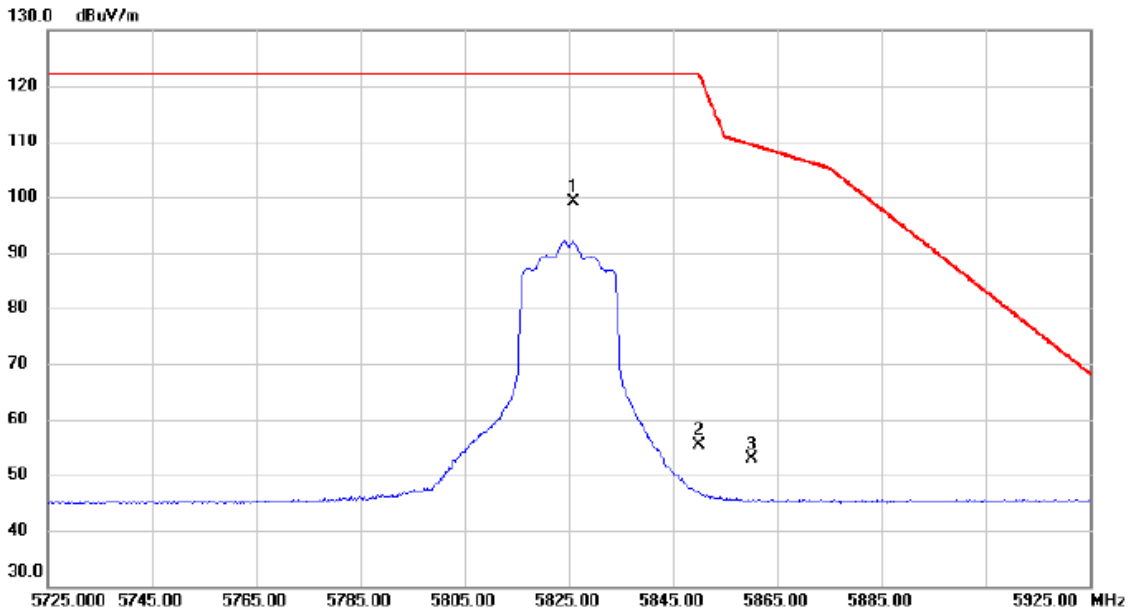


No.	Freq. MHz	Reading Level dBuV/m	Correct Factor dB	Measure ment dBuV/m	Limit dBuV/m	Margin dB	Detector	Comment
1	7712.8800	39.28	11.41	50.69	74.00	-23.31	Peak	
2 *	7713.3100	29.19	11.41	40.60	54.00	-13.40	AVG	

REMARKS:

- (1) Measurement Value = Reading Level + Correct Factor.
- (2) Margin Level = Measurement Value - Limit Value.

Test Mode	UNII-3_TX AC (VHT20) Mode 5825 MHz	Polarization	Vertical
-----------	------------------------------------	--------------	----------

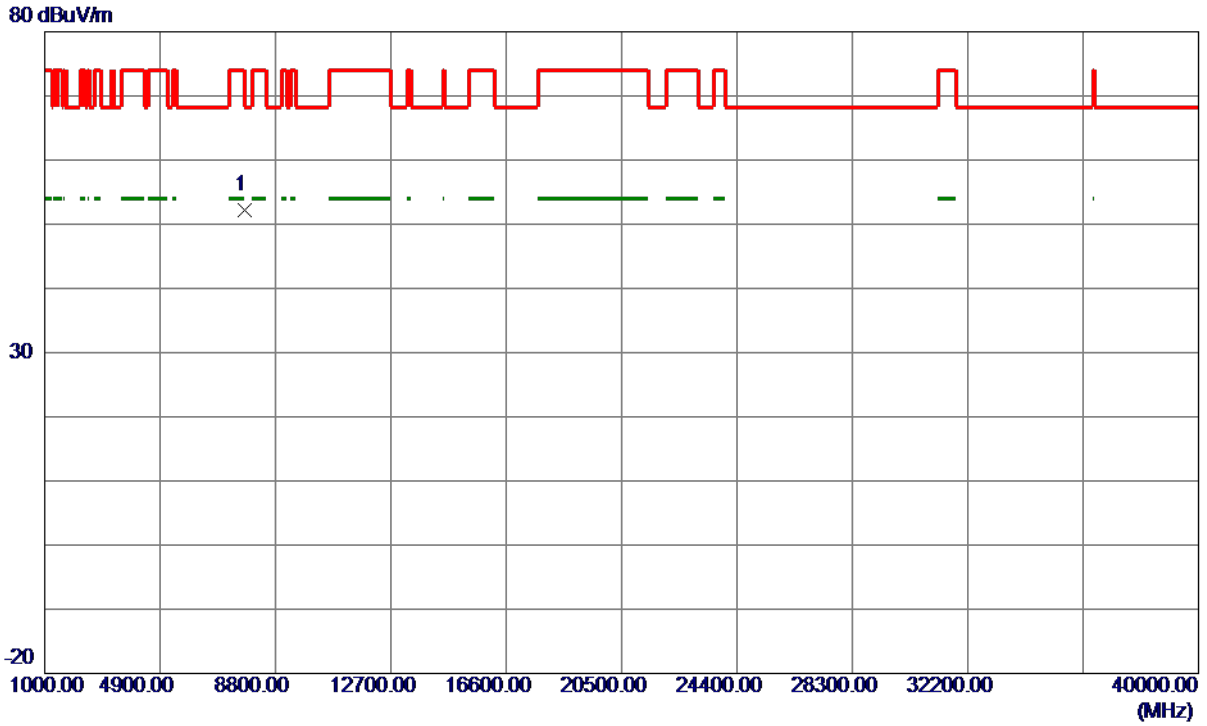


No.	Mk.	Freq. MHz	Reading Level dBuV	Correct Factor dB	Measure- ment dBuV/m	Limit dBuV/m	Margin dB	Detector	Comment
1	*	5826.000	82.43	16.72	99.15	122.20	-23.05	peak	No Limit
2		5850.000	38.52	16.76	55.28	122.20	-66.92	peak	
3		5860.000	36.01	16.79	52.80	109.40	-56.60	peak	

REMARKS:

- (1) Measurement Value = Reading Level + Correct Factor.
- (2) Margin Level = Measurement Value - Limit Value.

Test Mode	UNII-3_TX AC (VHT20) Mode 5825 MHz	Polarization	Vertical
-----------	------------------------------------	--------------	----------

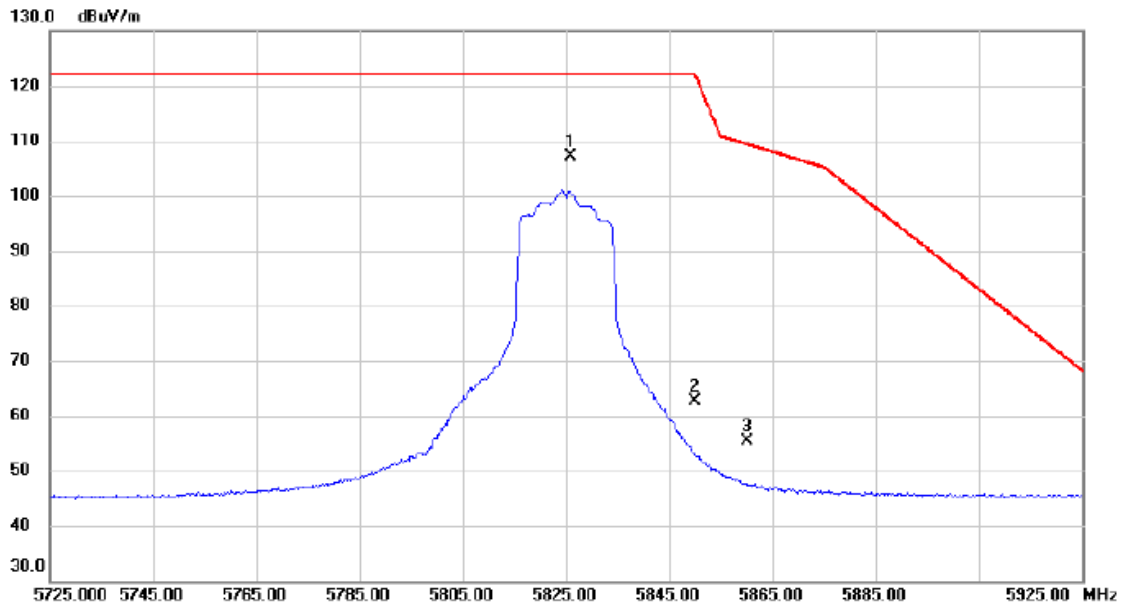


No.	Freq. MHz	Reading Level dBuV/m	Correct Factor dB	Measure ment dBuV/m	Limit dBuV/m	Margin dB	Detector	Comment
1 *	7766.6100	40.77	11.39	52.16	68.30	-16.14	Peak	

REMARKS:

- (1) Measurement Value = Reading Level + Correct Factor.
- (2) Margin Level = Measurement Value - Limit Value.

Test Mode	UNII-3_TX AC (VHT20) Mode 5825 MHz	Polarization	Horizontal
-----------	------------------------------------	--------------	------------

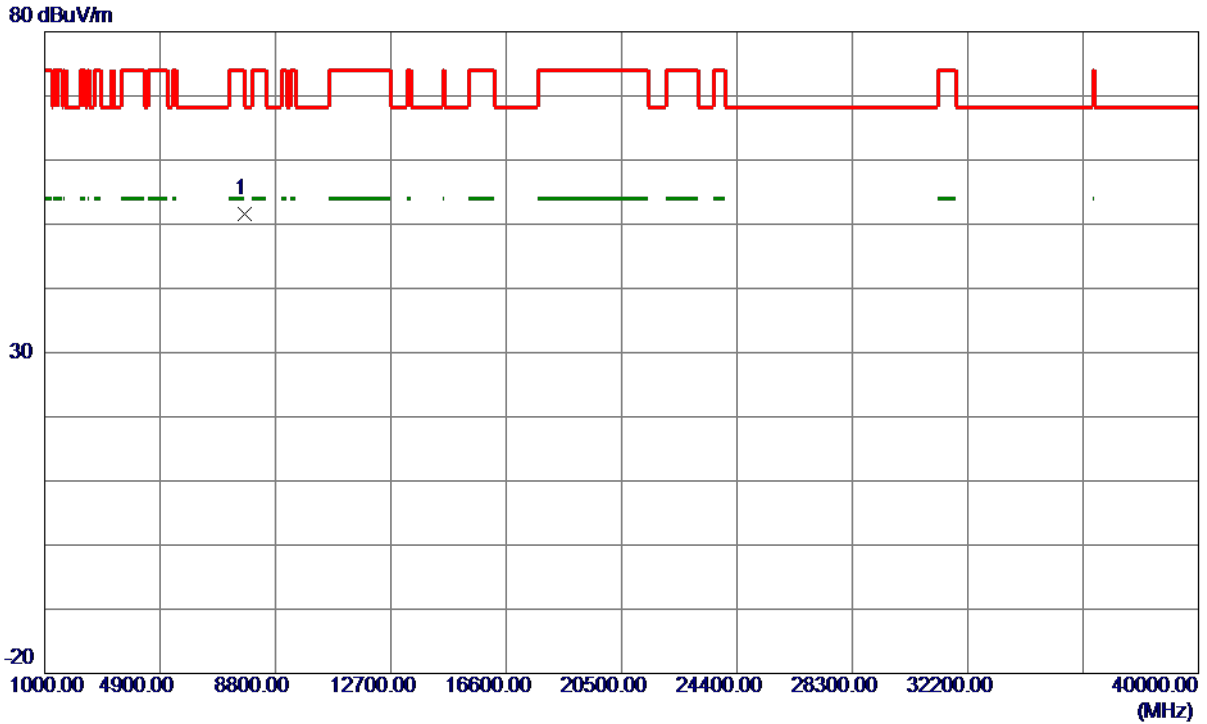


No. Mk.	Freq. MHz	Reading Level dBuV	Correct Factor dB	Measurement dBuV/m	Limit dBuV/m	Margin dB	Detector	Comment
1 *	5825.800	90.53	16.72	107.25	122.20	-14.95	peak	No Limit
2	5850.000	45.81	16.76	62.57	122.20	-59.63	peak	
3	5860.000	38.48	16.79	55.27	109.40	-54.13	peak	

REMARKS:

- (1) Measurement Value = Reading Level + Correct Factor.
- (2) Margin Level = Measurement Value - Limit Value.

Test Mode	UNII-3_TX AC (VHT20) Mode 5825 MHz	Polarization	Horizontal
-----------	------------------------------------	--------------	------------

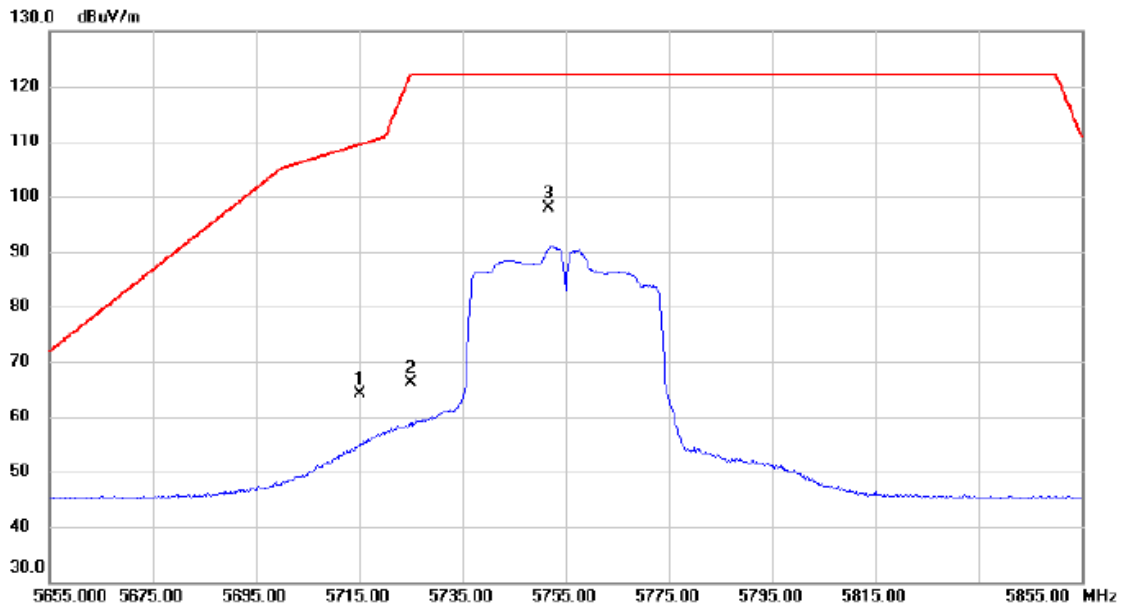


No.	Freq. MHz	Reading Level dBuV/m	Correct Factor dB	Measure ment dBuV/m	Limit dBuV/m	Margin dB	Detector	Comment
1 *	7766.5650	40.25	11.39	51.64	68.30	-16.66	Peak	

REMARKS:

- (1) Measurement Value = Reading Level + Correct Factor.
- (2) Margin Level = Measurement Value - Limit Value.

Test Mode	UNII-3_TX AC (VHT40) Mode 5755 MHz	Polarization	Vertical
-----------	------------------------------------	--------------	----------

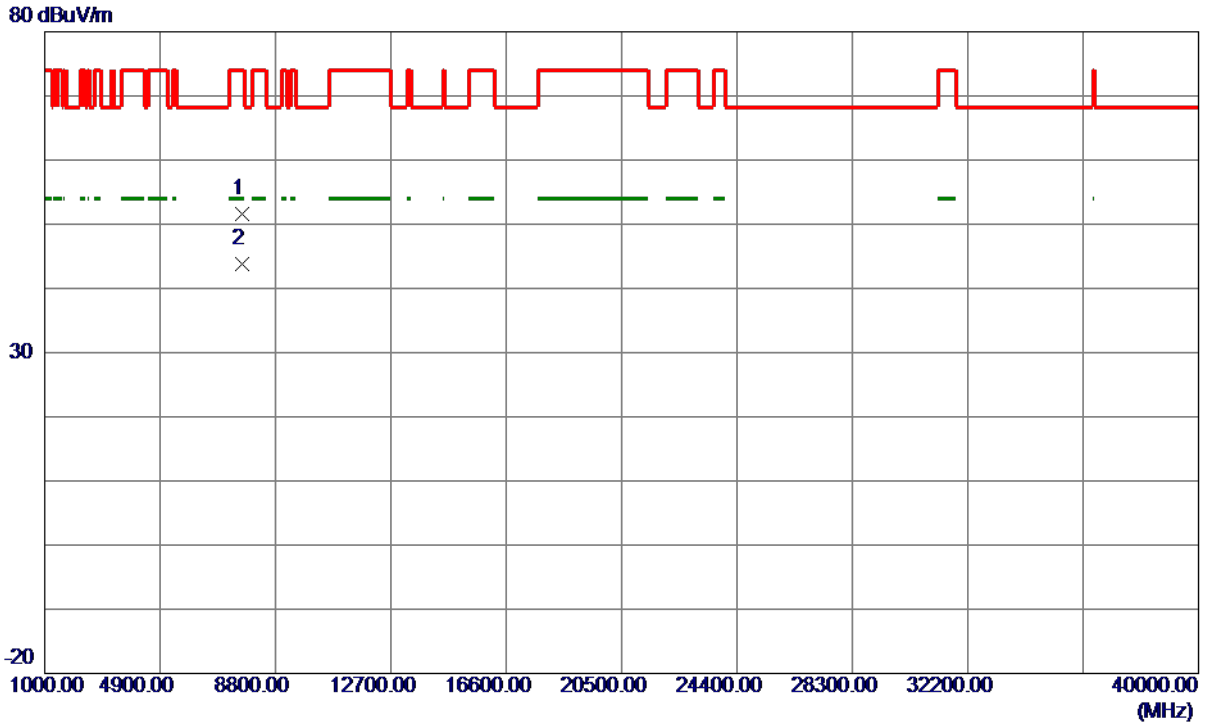


No. Mk.	Freq. MHz	Reading Level dBuV	Correct Factor dB	Measurement dBuV/m	Limit dBuV/m	Margin dB	Detector	Comment
1	5715.000	47.58	16.49	64.07	109.40	-45.33	peak	
2	5725.000	49.57	16.51	66.08	122.20	-56.12	peak	
3 *	5751.600	81.44	16.56	98.00	122.20	-24.20	peak	No Limit

REMARKS:

- (1) Measurement Value = Reading Level + Correct Factor.
- (2) Margin Level = Measurement Value - Limit Value.

Test Mode	UNII-3_TX AC (VHT40) Mode 5755 MHz	Polarization	Vertical
-----------	------------------------------------	--------------	----------

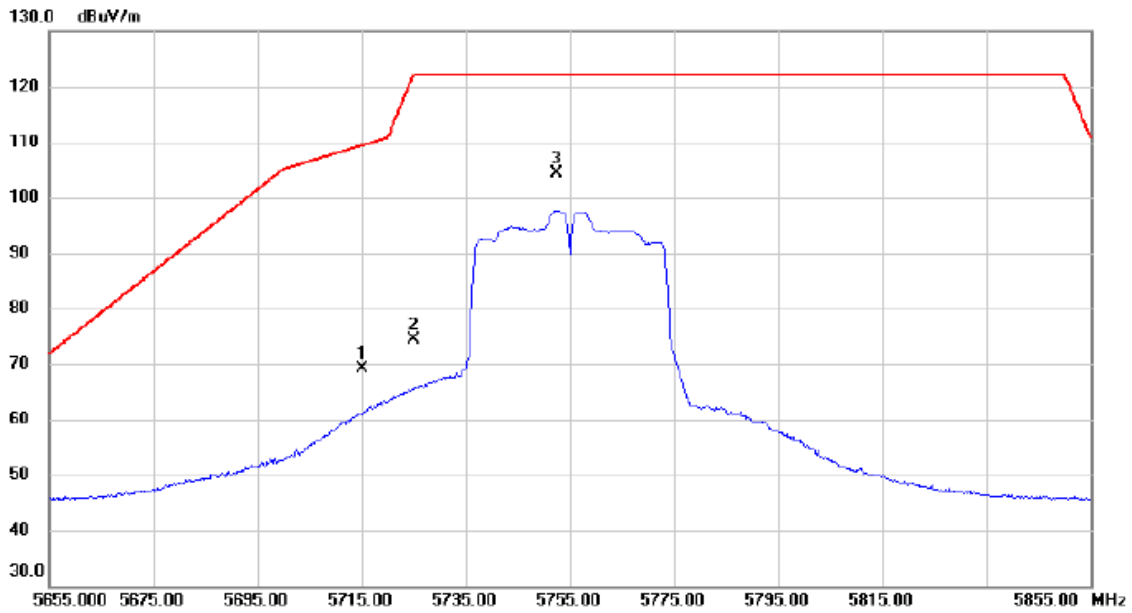


No.	Freq. MHz	Reading Level dBuV/m	Correct Factor dB	Measure ment dBuV/m	Limit dBuV/m	Margin dB	Detector	Comment
1	7673.2100	40.18	11.43	51.61	74.00	-22.39	Peak	
2 *	7673.2600	32.46	11.43	43.89	54.00	-10.11	AVG	

REMARKS:

- (1) Measurement Value = Reading Level + Correct Factor.
- (2) Margin Level = Measurement Value - Limit Value.

Test Mode	UNII-3_TX AC (VHT40) Mode 5755 MHz	Polarization	Horizontal
-----------	------------------------------------	--------------	------------

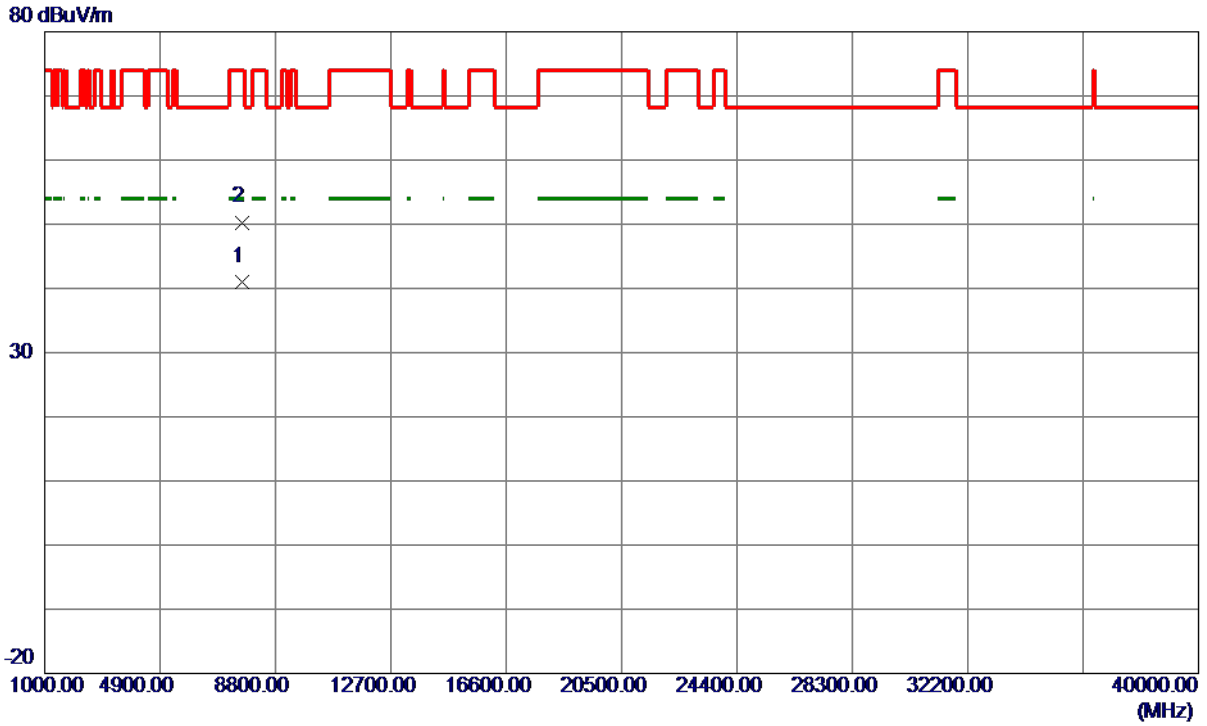


No.	Mk.	Freq. MHz	Reading Level dBuV	Correct Factor dB	Measure- ment dBuV/m	Limit dBuV/m	Margin dB	Detector	Comment
1		5715.000	52.58	16.49	69.07	109.40	-40.33	peak	
2		5725.000	57.95	16.51	74.46	122.20	-47.74	peak	
3	*	5752.400	87.81	16.57	104.38	122.20	-17.82	peak	No Limit

REMARKS:

- (1) Measurement Value = Reading Level + Correct Factor.
- (2) Margin Level = Measurement Value - Limit Value.

Test Mode	UNII-3_TX AC (VHT40) Mode 5755 MHz	Polarization	Horizontal
-----------	------------------------------------	--------------	------------

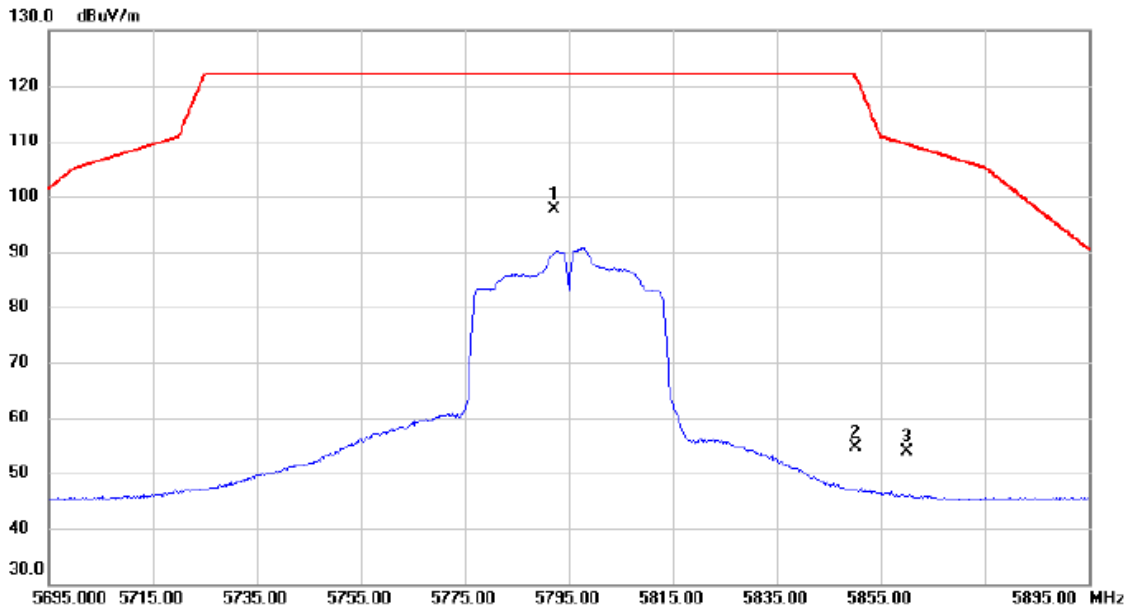


No.	Freq. MHz	Reading Level dBuV/m	Correct Factor dB	Measure ment dBuV/m	Limit dBuV/m	Margin dB	Detector	Comment
1 *	7673.2800	29.61	11.43	41.04	54.00	-12.96	AVG	
2	7673.6050	38.87	11.43	50.30	74.00	-23.70	Peak	

REMARKS:

- (1) Measurement Value = Reading Level + Correct Factor.
- (2) Margin Level = Measurement Value - Limit Value.

Test Mode	UNII-3_TX AC (VHT40) Mode 5795 MHz	Polarization	Vertical
-----------	------------------------------------	--------------	----------

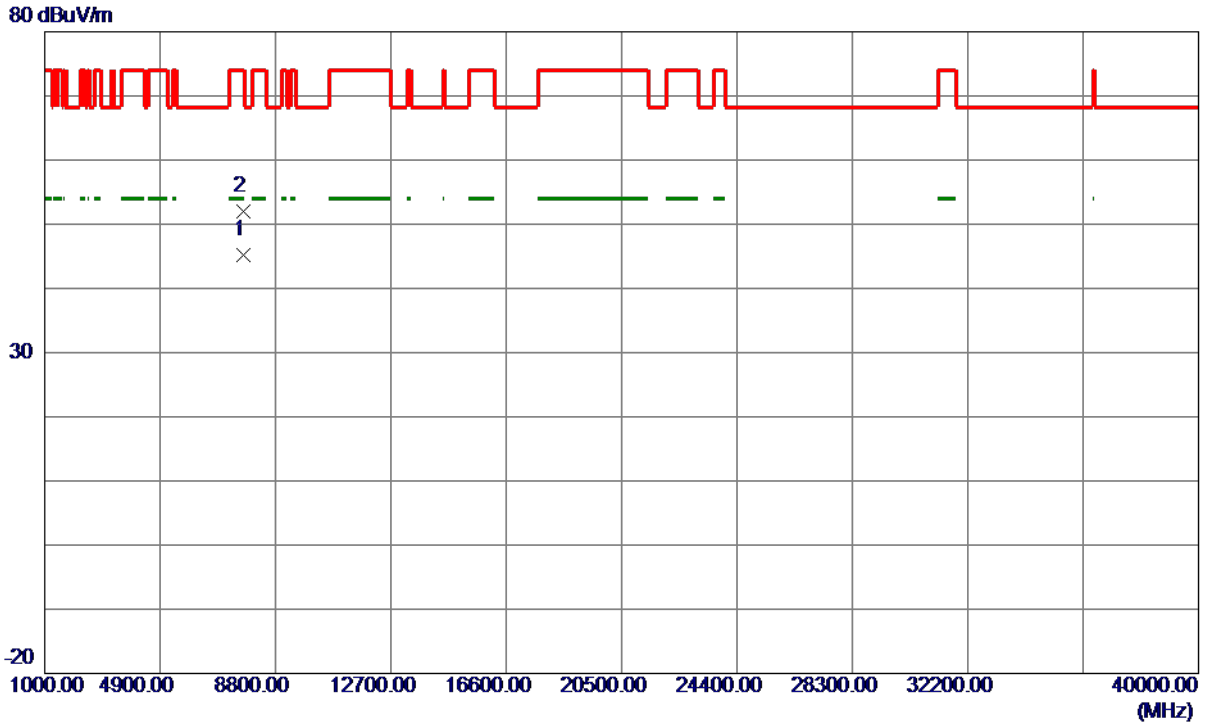


No.	Mk.	Freq. MHz	Reading Level dBuV	Correct Factor dB	Measure- ment dBuV/m	Limit dBuV/m	Margin dB	Detector	Comment
1	*	5792.200	81.00	16.65	97.65	122.20	-24.55	peak	No Limit
2		5850.000	37.85	16.76	54.61	122.20	-67.59	peak	
3		5860.000	37.11	16.79	53.90	109.40	-55.50	peak	

REMARKS:

- (1) Measurement Value = Reading Level + Correct Factor.
- (2) Margin Level = Measurement Value - Limit Value.

Test Mode	UNII-3_TX AC (VHT40) Mode 5795 MHz	Polarization	Vertical
-----------	------------------------------------	--------------	----------

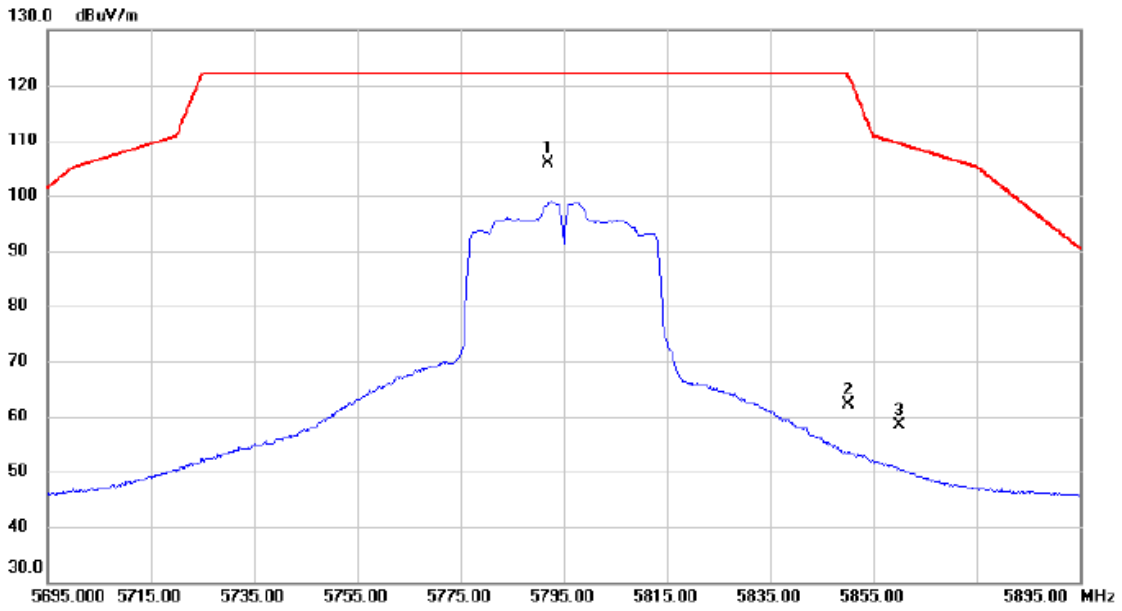


No.	Freq. MHz	Reading Level dBuV/m	Correct Factor dB	Measure ment dBuV/m	Limit dBuV/m	Margin dB	Detector	Comment
1 *	7726.5750	33.83	11.41	45.24	54.00	-8.76	AVG	
2	7726.6300	40.56	11.41	51.97	74.00	-22.03	Peak	

REMARKS:

- (1) Measurement Value = Reading Level + Correct Factor.
- (2) Margin Level = Measurement Value - Limit Value.

Test Mode	UNII-3_TX AC (VHT40) Mode 5795 MHz	Polarization	Horizontal
-----------	------------------------------------	--------------	------------

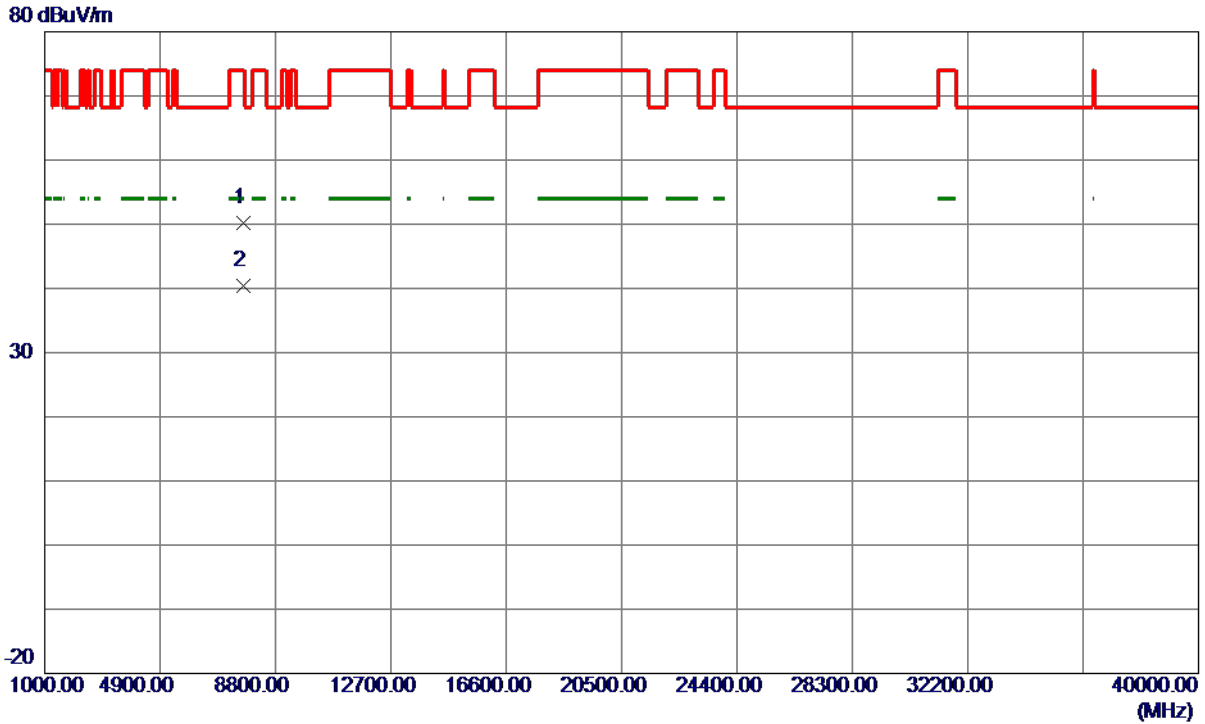


No.	Mk.	Freq. MHz	Reading Level dBuV	Correct Factor dB	Measure- ment dBuV/m	Limit dBuV/m	Margin dB	Detector	Comment
1	*	5791.800	89.24	16.65	105.89	122.20	-16.31	peak	No Limit
2		5850.000	45.38	16.76	62.14	122.20	-60.06	peak	
3		5860.000	41.66	16.79	58.45	109.40	-50.95	peak	

REMARKS:

- (1) Measurement Value = Reading Level + Correct Factor.
- (2) Margin Level = Measurement Value - Limit Value.

Test Mode	UNII-3_TX AC (VHT40) Mode 5795 MHz	Polarization	Horizontal
-----------	------------------------------------	--------------	------------

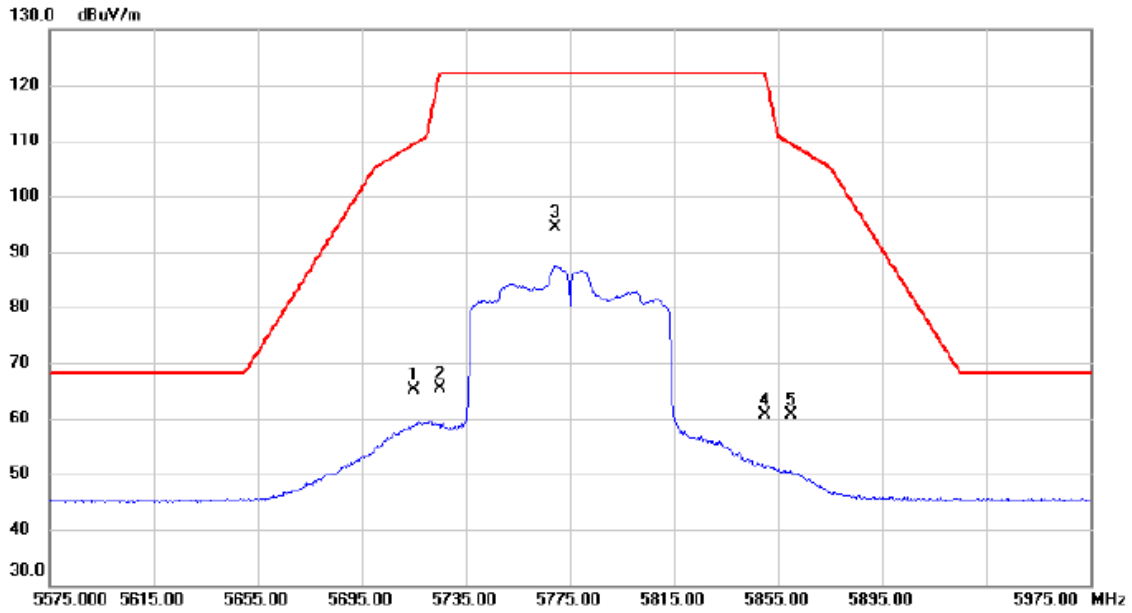


No.	Freq. MHz	Reading Level dBuV/m	Correct Factor dB	Measure ment dBuV/m	Limit dBuV/m	Margin dB	Detector	Comment
1	7726.5400	38.83	11.41	50.24	74.00	-23.76	Peak	
2 *	7726.5650	29.08	11.41	40.49	54.00	-13.51	AVG	

REMARKS:

- (1) Measurement Value = Reading Level + Correct Factor.
- (2) Margin Level = Measurement Value - Limit Value.

Test Mode	UNII-3_TX AC (VHT80) Mode 5775 MHz	Polarization	Vertical
-----------	------------------------------------	--------------	----------

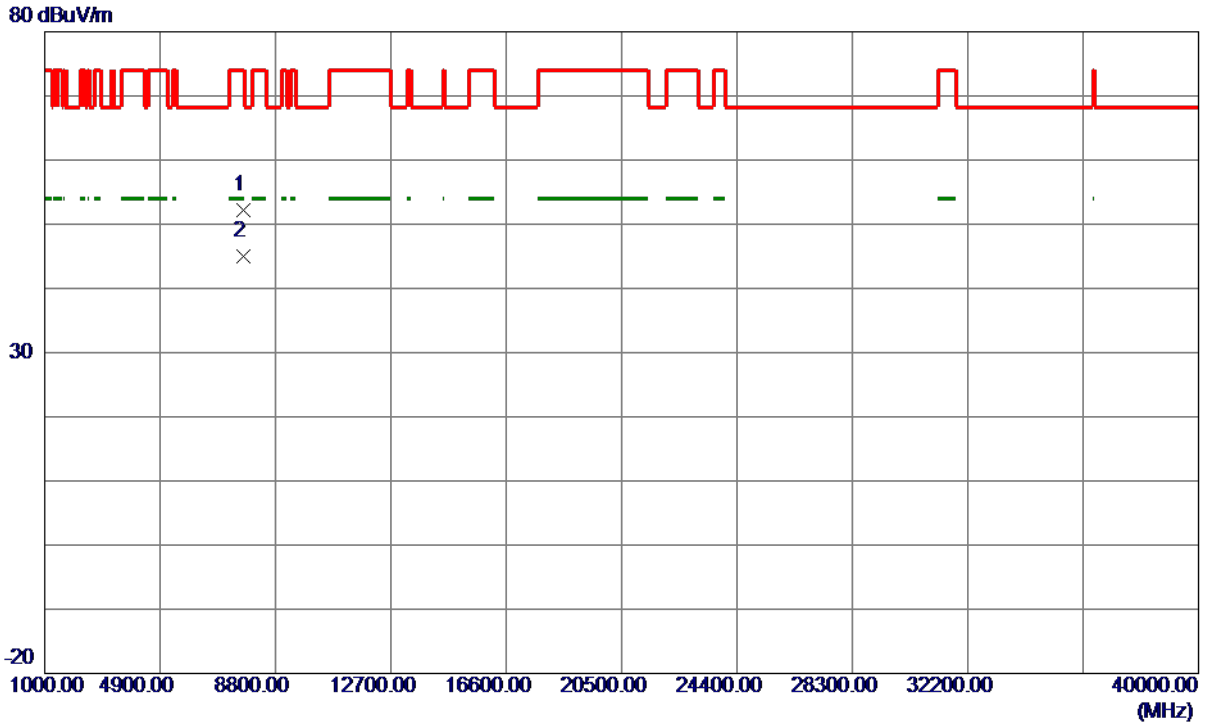


No.	Mk.	Freq. MHz	Reading Level dBuV	Correct Factor dB	Measure- ment dBuV/m	Limit dBuV/m	Margin dB	Detector	Comment
1		5715.000	48.68	16.49	65.17	109.40	-44.23	peak	
2		5725.000	48.96	16.51	65.47	122.20	-56.73	peak	
3	*	5769.400	77.86	16.60	94.46	122.20	-27.74	peak	No Limit
4		5850.000	43.89	16.76	60.65	122.20	-61.55	peak	
5		5860.000	43.79	16.79	60.58	109.40	-48.82	peak	

REMARKS:

- (1) Measurement Value = Reading Level + Correct Factor.
- (2) Margin Level = Measurement Value - Limit Value.

Test Mode	UNII-3_TX AC (VHT80) Mode 5775 MHz	Polarization	Vertical
-----------	------------------------------------	--------------	----------

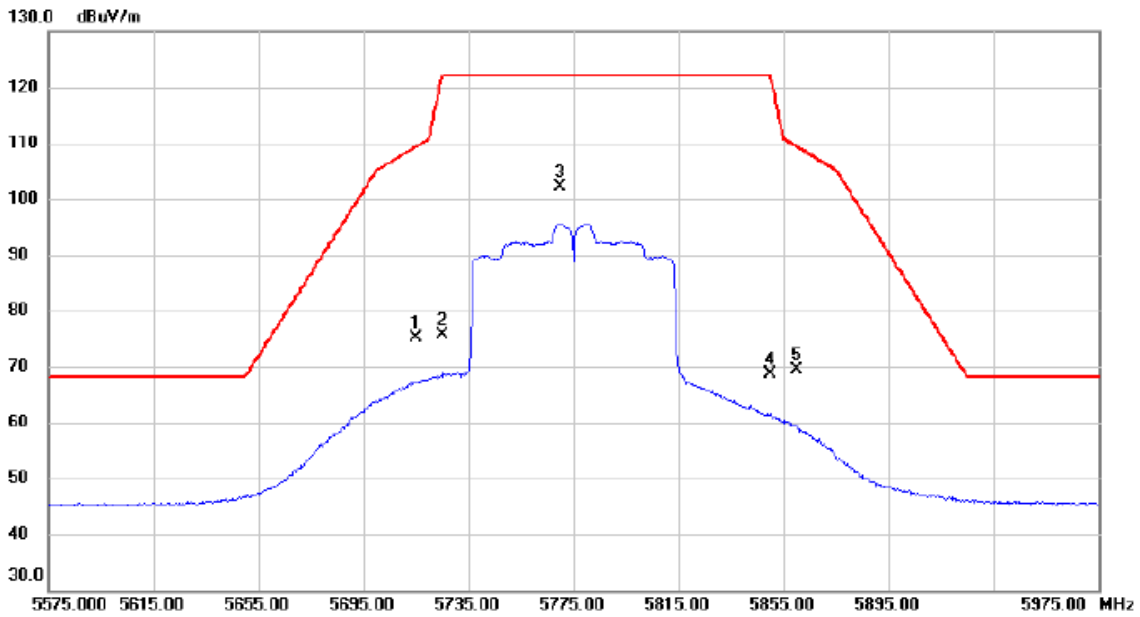


No.	Freq. MHz	Reading Level dBuV/m	Correct Factor dB	Measure ment dBuV/m	Limit dBuV/m	Margin dB	Detector	Comment
1	7699.8850	40.70	11.42	52.12	74.00	-21.88	Peak	
2 *	7699.9150	33.60	11.42	45.02	54.00	-8.98	AVG	

REMARKS:

- (1) Measurement Value = Reading Level + Correct Factor.
- (2) Margin Level = Measurement Value - Limit Value.

Test Mode	UNII-3_TX AC (VHT80) Mode 5775 MHz	Polarization	Horizontal
-----------	------------------------------------	--------------	------------

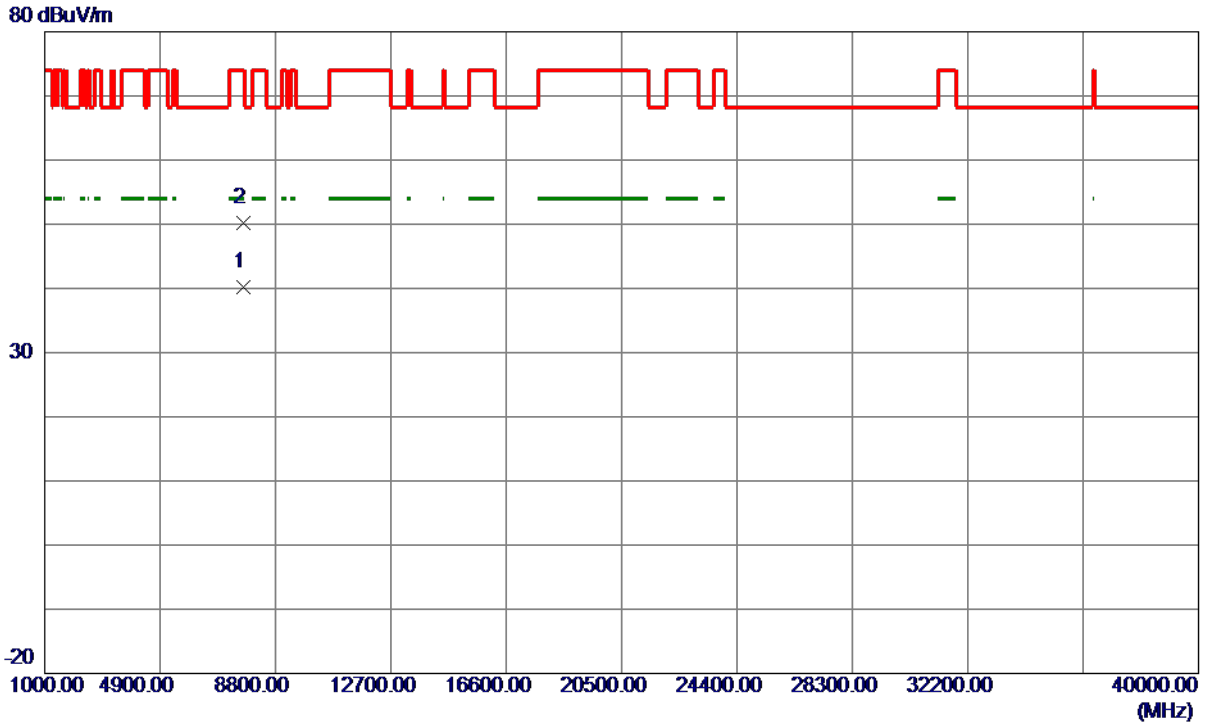


No.	Mk.	Freq. MHz	Reading Level dBuV	Correct Factor dB	Measure- ment dBuV/m	Limit dBuV/m	Margin dB	Detector	Comment
1		5715.000	58.63	16.49	75.12	109.40	-34.28	peak	
2		5725.000	59.17	16.51	75.68	122.20	-46.52	peak	
3	*	5769.800	85.63	16.60	102.23	122.20	-19.97	peak	No Limit
4		5850.000	51.76	16.76	68.52	122.20	-53.68	peak	
5		5860.000	52.49	16.79	69.28	109.40	-40.12	peak	

REMARKS:

- (1) Measurement Value = Reading Level + Correct Factor.
- (2) Margin Level = Measurement Value - Limit Value.

Test Mode	UNII-3_TX AC (VHT80) Mode 5775 MHz	Polarization	Horizontal
-----------	------------------------------------	--------------	------------



No.	Freq. MHz	Reading Level dBuV/m	Correct Factor dB	Measure ment dBuV/m	Limit dBuV/m	Margin dB	Detector	Comment
1 *	7699.7500	28.85	11.42	40.27	54.00	-13.73	AVG	
2	7701.6950	38.86	11.42	50.28	74.00	-23.72	Peak	

REMARKS:

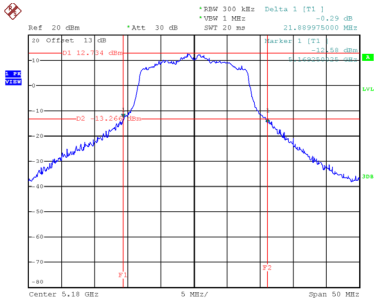
- (1) Measurement Value = Reading Level + Correct Factor.
- (2) Margin Level = Measurement Value - Limit Value.

APPENDIX E - BANDWIDTH

Test Mode	UNII-1_TX A Mode
-----------	------------------

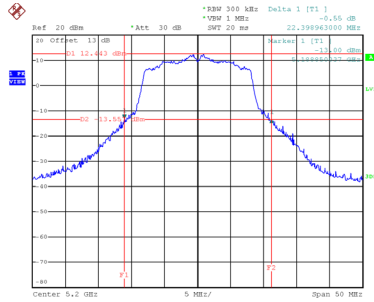
Channel	Frequency (MHz)	26 dB Bandwidth (MHz)	99 % Occupied Bandwidth (MHz)
36	5180	21.89	16.70
40	5200	22.40	16.70
48	5240	22.80	16.70

CH36



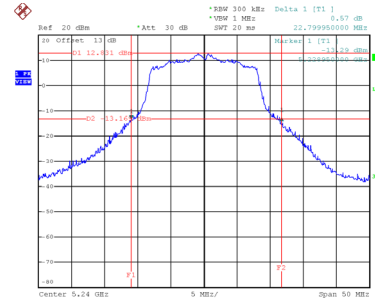
Date: 4.JAN.2021 09:48:07

CH40
26 dB Bandwidth



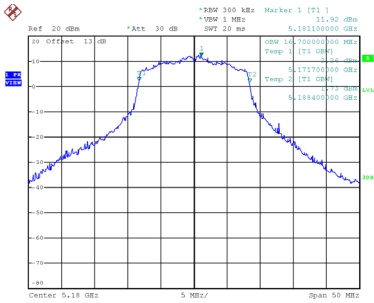
Date: 4.JAN.2021 09:50:04

CH48

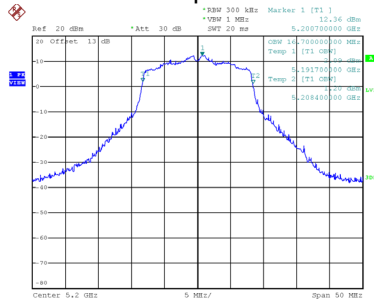


Date: 4.JAN.2021 09:51:24

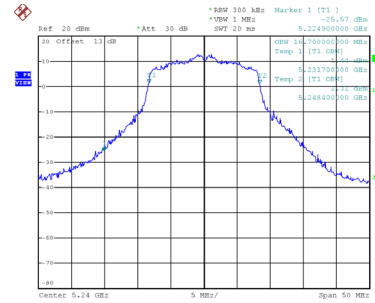
99 % Occupied Bandwidth



Date: 4.JAN.2021 09:47:46



Date: 4.JAN.2021 09:49:42

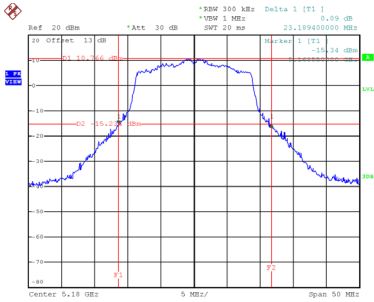


Date: 4.JAN.2021 09:51:05

Test Mode	UNII-1_TX N (HT20) Mode
-----------	-------------------------

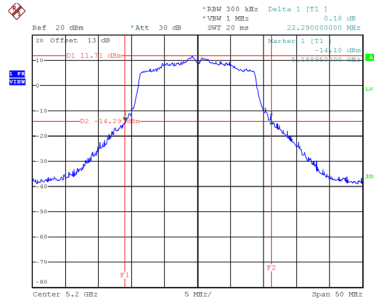
Channel	Frequency (MHz)	26 dB Bandwidth (MHz)	99 % Occupied Bandwidth (MHz)
36	5180	23.19	17.80
40	5200	22.29	17.80
48	5240	22.40	17.80

CH36



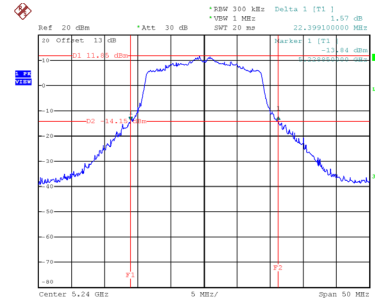
Date: 4.JAN.2021 10:02:18

CH40
26 dB Bandwidth



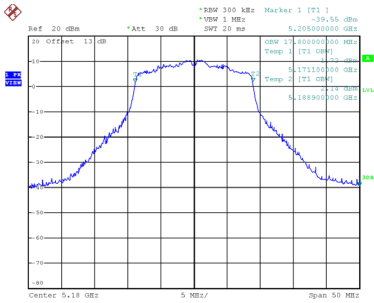
Date: 4.JAN.2021 10:03:19

CH48

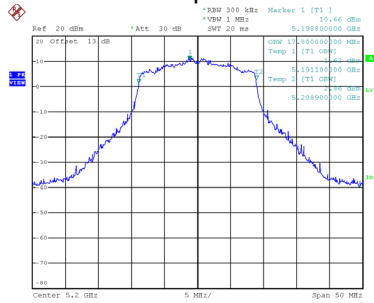


Date: 4.JAN.2021 10:04:25

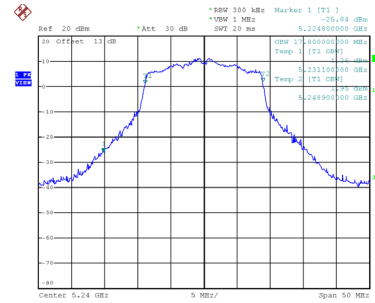
99 % Occupied Bandwidth



Date: 4.JAN.2021 10:01:59



Date: 4.JAN.2021 10:02:58

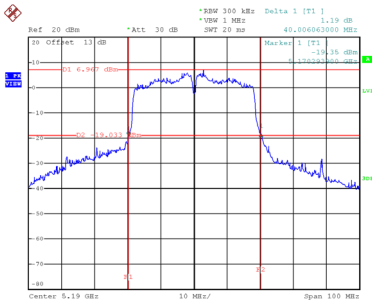


Date: 4.JAN.2021 10:04:04

Test Mode	UNII-1_TX N (HT40) Mode
-----------	-------------------------

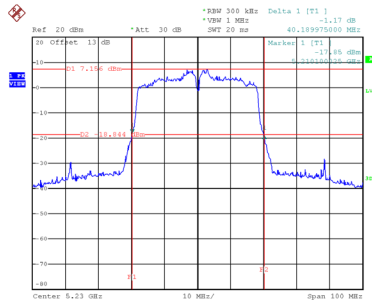
Channel	Frequency (MHz)	26 dB Bandwidth (MHz)	99 % Occupied Bandwidth (MHz)
38	5190	40.01	36.60
46	5230	40.19	36.40

CH38

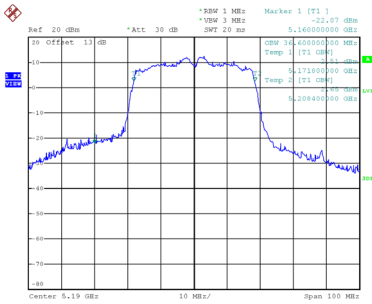


Date: 4.JAN.2021 14:03:11

CH46
26 dB Bandwidth

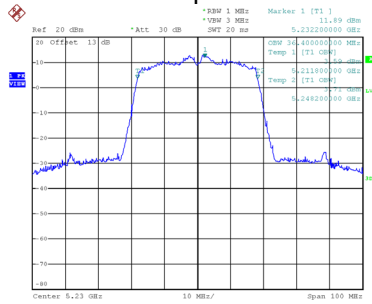


Date: 4.JAN.2021 14:04:21



Date: 4.JAN.2021 14:03:37

99 % Occupied Bandwidth

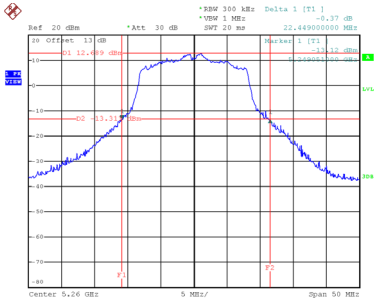


Date: 4.JAN.2021 14:03:56

Test Mode	UNII-2A_TX A Mode
-----------	-------------------

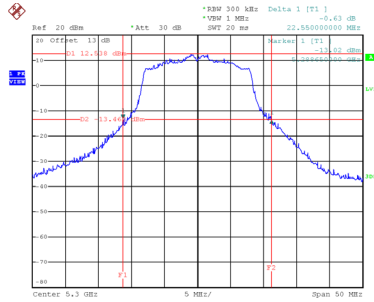
Channel	Frequency (MHz)	26 dB Bandwidth (MHz)	99 % Occupied Bandwidth (MHz)
52	5260	22.45	16.70
60	5300	22.55	16.70
64	5320	22.40	16.70

CH52



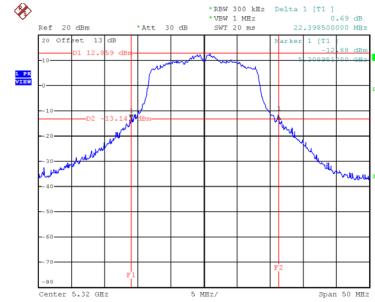
Date: 4.JAN.2021 09:53:12

CH60
26 dB Bandwidth



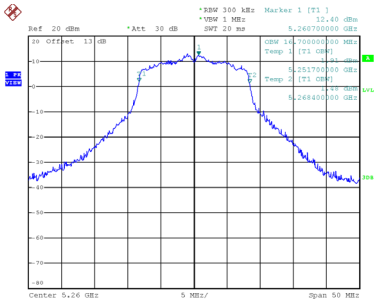
Date: 4.JAN.2021 09:54:07

CH64

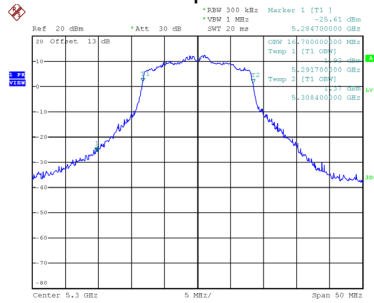


Date: 4.JAN.2021 09:54:53

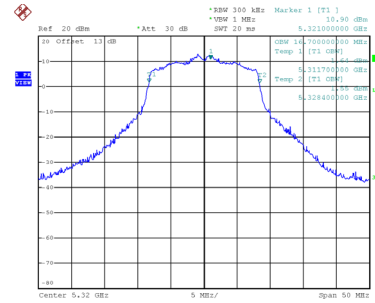
99 % Occupied Bandwidth



Date: 4.JAN.2021 09:52:52



Date: 4.JAN.2021 09:53:48

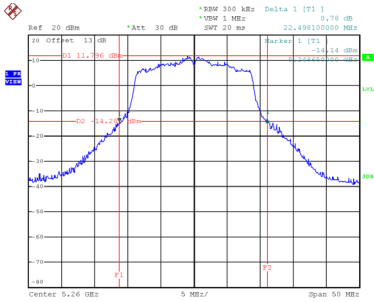


Date: 4.JAN.2021 09:54:34

Test Mode	UNII-2A_TX N (HT20) Mode
-----------	--------------------------

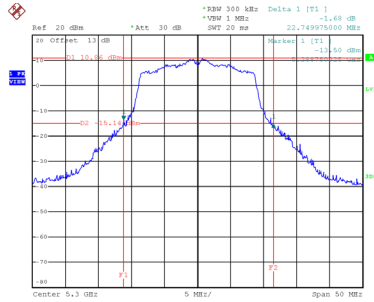
Channel	Frequency (MHz)	26 dB Bandwidth (MHz)	99 % Occupied Bandwidth (MHz)
52	5260	22.50	17.80
60	5300	22.75	17.80
64	5320	22.75	17.80

CH52



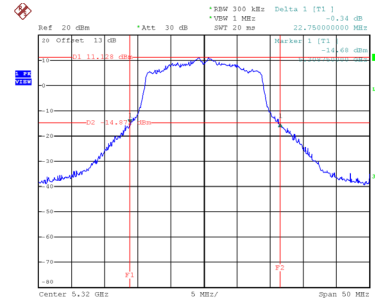
Date: 4.JAN.2021 10:05:22

CH60
26 dB Bandwidth



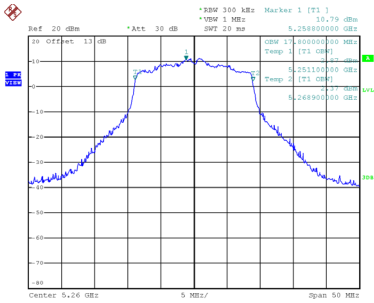
Date: 4.JAN.2021 10:06:25

CH64

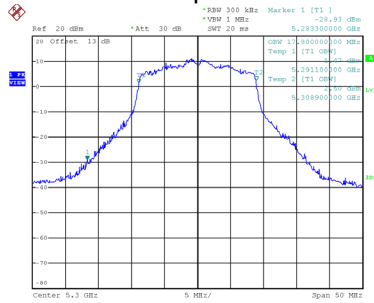


Date: 4.JAN.2021 10:07:13

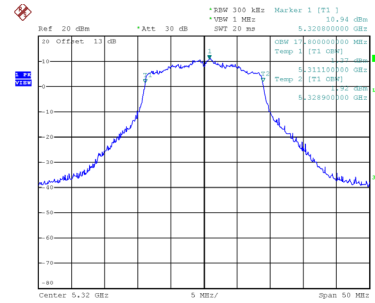
99 % Occupied Bandwidth



Date: 4.JAN.2021 10:05:00



Date: 4.JAN.2021 10:06:05

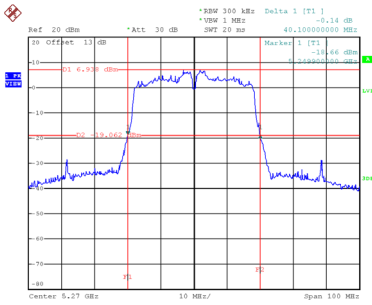


Date: 4.JAN.2021 10:06:55

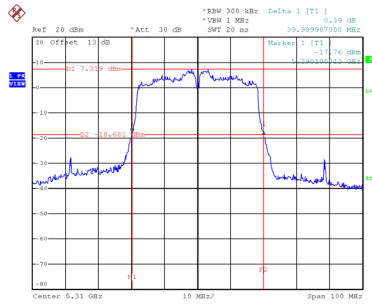
Test Mode	UNII-2A_TX N (HT40) Mode
-----------	--------------------------

Channel	Frequency (MHz)	26 dB Bandwidth (MHz)	99 % Occupied Bandwidth (MHz)
54	5270	40.10	36.40
62	5310	39.99	36.20

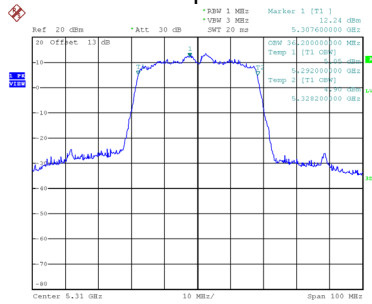
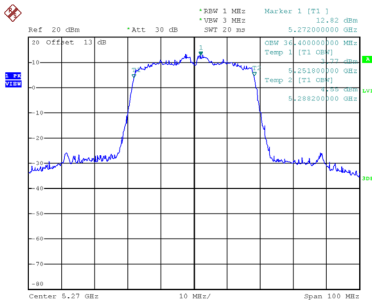
CH54



CH62
26 dB Bandwidth



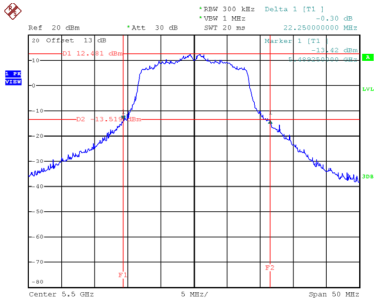
99 % Occupied Bandwidth



Test Mode	UNII-2C_TX A Mode
-----------	-------------------

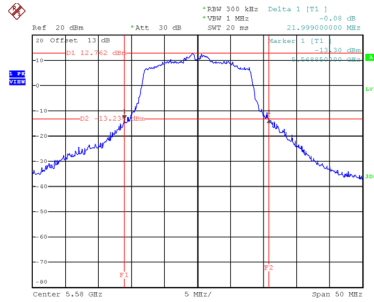
Channel	Frequency (MHz)	26 dB Bandwidth (MHz)	99 % Occupied Bandwidth (MHz)
100	5500	22.25	16.60
116	5580	22.00	16.60
140	5700	22.65	16.80

CH100



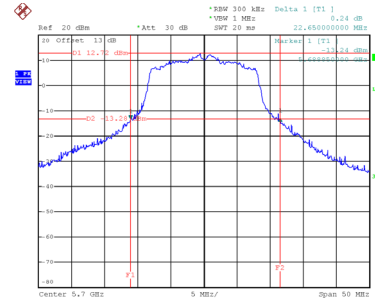
Date: 4.JAN.2021 09:55:42

CH116
26 dB Bandwidth



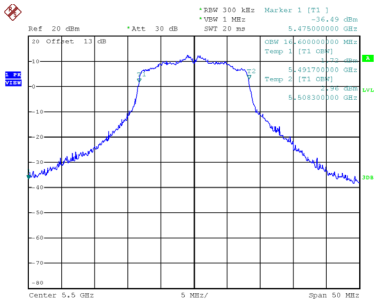
Date: 4.JAN.2021 09:56:48

CH140

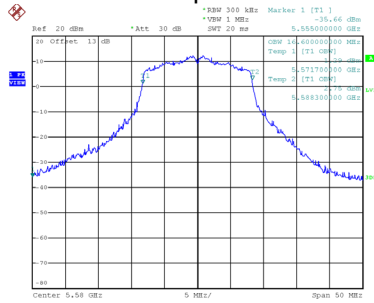


Date: 4.JAN.2021 09:57:50

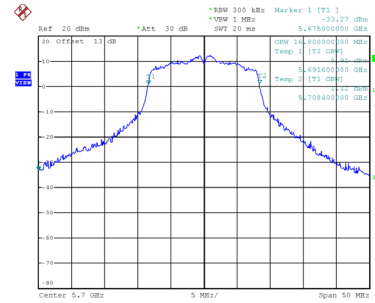
99 % Occupied Bandwidth



Date: 4.JAN.2021 09:55:22



Date: 4.JAN.2021 09:56:28

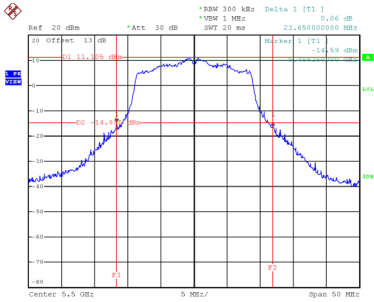


Date: 4.JAN.2021 09:57:31

Test Mode	UNII-2C_TX N (HT20) Mode
-----------	--------------------------

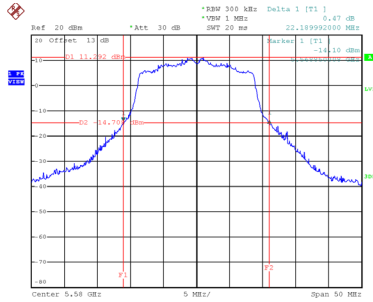
Channel	Frequency (MHz)	26 dB Bandwidth (MHz)	99 % Occupied Bandwidth (MHz)
100	5500	23.65	17.80
116	5580	22.19	17.80
140	5700	22.60	17.80

CH100



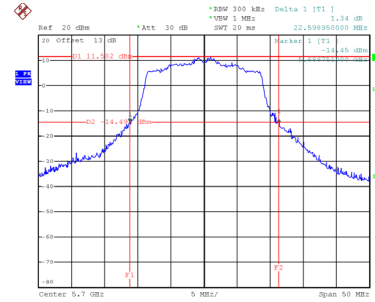
Date: 4.JAN.2021 10:08:06

CH116 26 dB Bandwidth



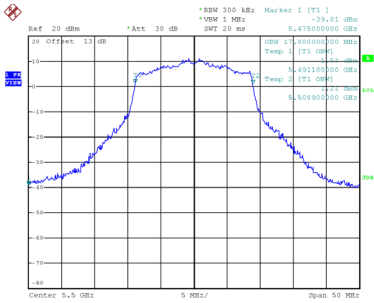
Date: 4.JAN.2021 10:09:06

CH140

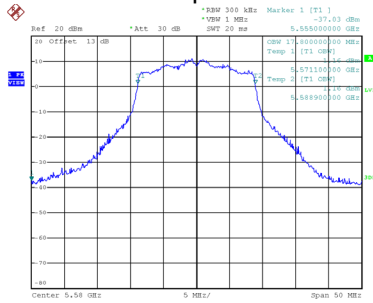


Date: 4.JAN.2021 10:10:05

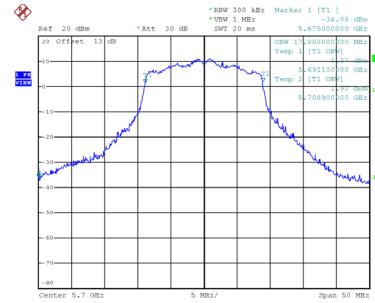
99 % Occupied Bandwidth



Date: 4.JAN.2021 10:07:47



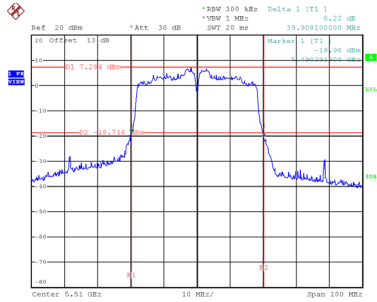
Date: 4.JAN.2021 10:08:45



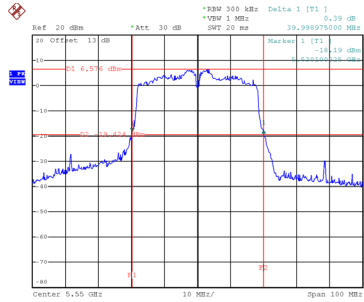
Date: 4.JAN.2021 10:09:45

Test Mode	UNII-2C_TX N (HT40) Mode
-----------	--------------------------

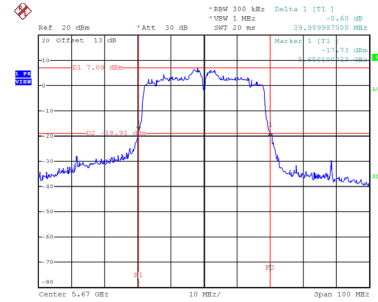
Channel	Frequency (MHz)	26 dB Bandwidth (MHz)	99 % Occupied Bandwidth (MHz)
102	5510	39.91	36.40
110	5550	40.00	36.40
134	5670	39.99	36.40

CH102


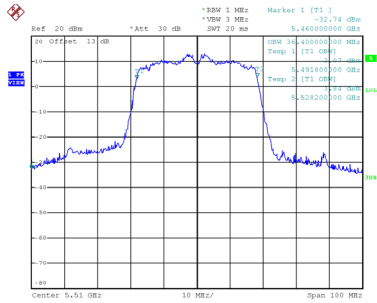
Date: 4.JAN.2021 14:08:29

CH110
26 dB Bandwidth


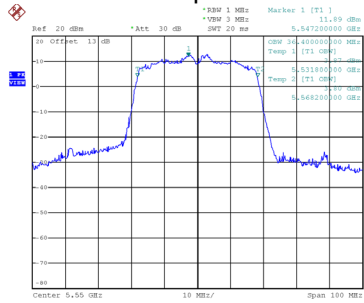
Date: 4.JAN.2021 14:09:41

CH134


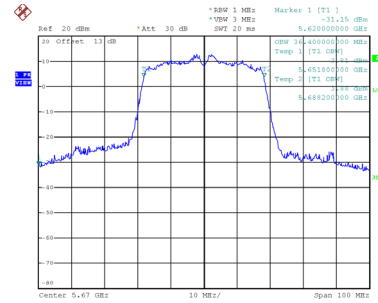
Date: 4.JAN.2021 14:10:59

99 % Occupied Bandwidth


Date: 4.JAN.2021 14:07:55



Date: 4.JAN.2021 14:09:07

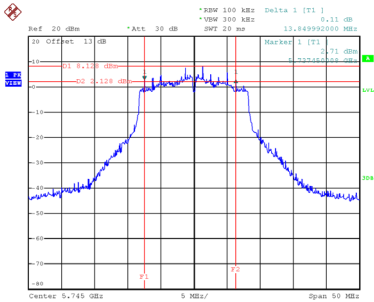


Date: 4.JAN.2021 14:10:26

Test Mode	UNII-3_TX A Mode
-----------	------------------

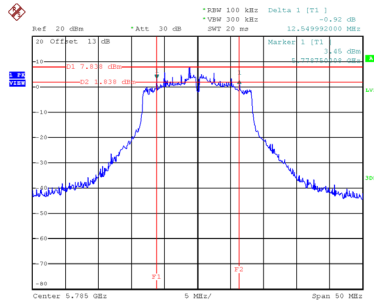
Channel	Frequency (MHz)	6 dB Bandwidth (MHz)	99 % Occupied Bandwidth (MHz)	6 dB Bandwidth Min. Limit (MHz)	Result
149	5745	13.85	16.60	0.5	Complies
157	5785	12.55	16.60	0.5	Complies
165	5825	13.85	16.60	0.5	Complies

CH149



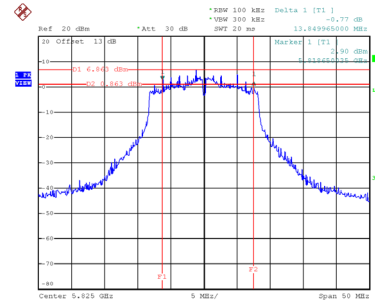
Date: 4.JAN.2021 09:58:45

CH157
26 dB Bandwidth



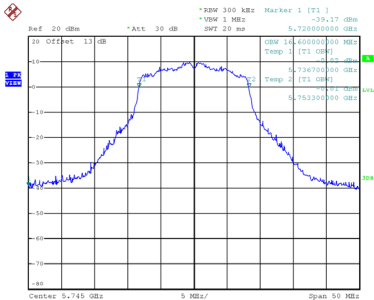
Date: 4.JAN.2021 09:59:52

CH165

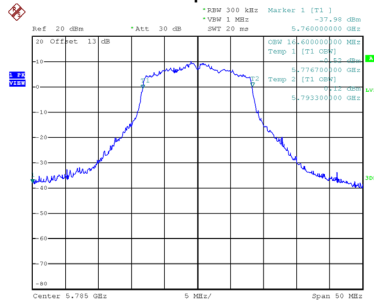


Date: 4.JAN.2021 10:00:45

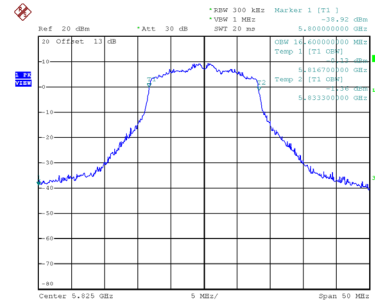
99 % Occupied Bandwidth



Date: 4.JAN.2021 09:58:21



Date: 4.JAN.2021 09:59:27

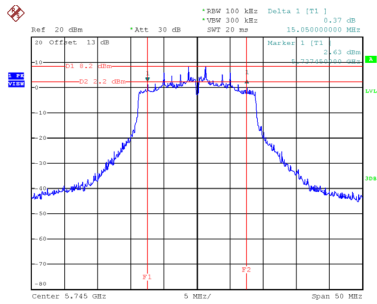


Date: 4.JAN.2021 10:00:22

Test Mode	UNII-3_TX N (HT20) Mode
-----------	-------------------------

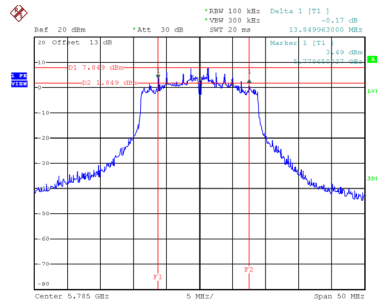
Channel	Frequency (MHz)	6 dB Bandwidth (MHz)	99 % Occupied Bandwidth (MHz)	6 dB Bandwidth Min. Limit (MHz)	Result
149	5745	15.05	17.80	0.5	Complies
157	5785	13.85	17.80	0.5	Complies
165	5825	13.89	17.80	0.5	Complies

CH149



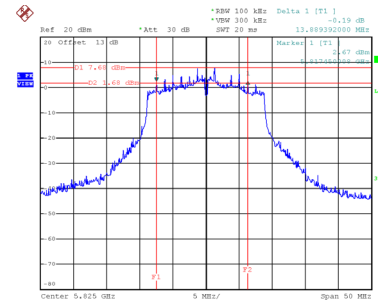
Date: 4.JAN.2021 10:11:40

CH157
26 dB Bandwidth



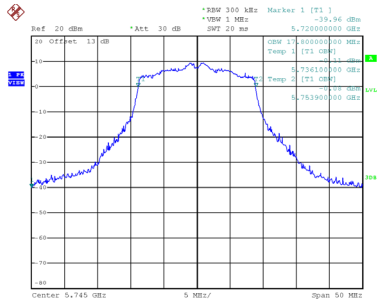
Date: 4.JAN.2021 10:14:16

CH165

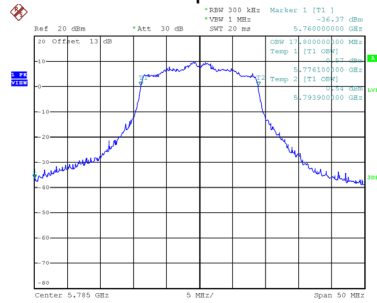


Date: 4.JAN.2021 10:15:20

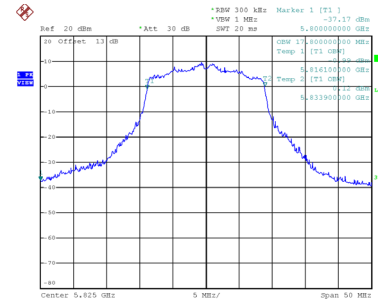
99 % Occupied Bandwidth



Date: 4.JAN.2021 10:11:17



Date: 4.JAN.2021 10:13:49

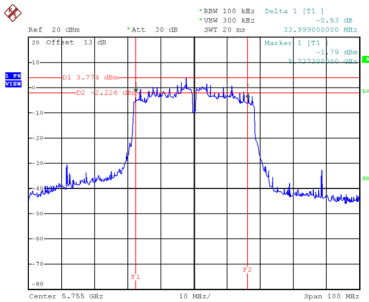


Date: 4.JAN.2021 10:14:57

Test Mode	UNII-3_TX N (HT40) Mode
-----------	-------------------------

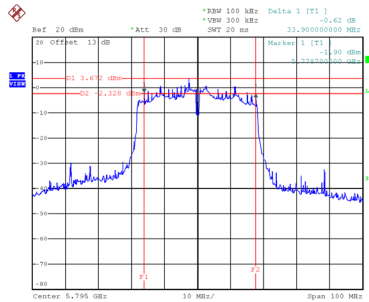
Channel	Frequency (MHz)	6 dB Bandwidth (MHz)	99 % Occupied Bandwidth (MHz)	6 dB Bandwidth Min. Limit (MHz)	Result
151	5755	34.00	36.40	0.5	Complies
159	5795	33.90	36.20	0.5	Complies

CH151



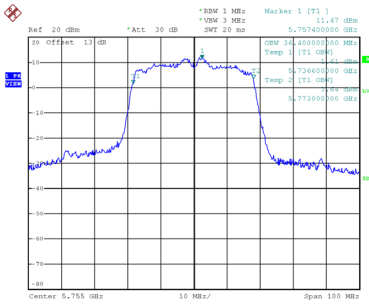
Date: 4.JAN.2021 14:12:47

CH159
26 dB Bandwidth

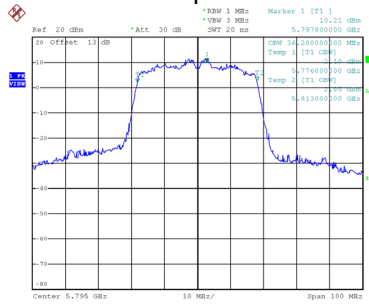


Date: 4.JAN.2021 14:13:58

99 % Occupied Bandwidth



Date: 4.JAN.2021 14:12:15

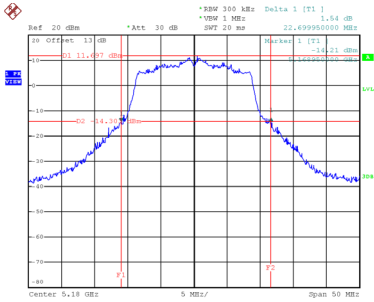


Date: 4.JAN.2021 14:13:24

Test Mode	UNII-1_TX AC (VHT20) Mode
-----------	---------------------------

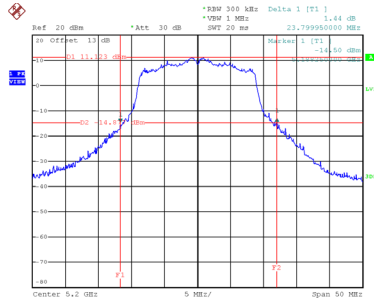
Channel	Frequency (MHz)	26 dB Bandwidth (MHz)	99 % Occupied Bandwidth (MHz)
36	5180	22.70	17.80
40	5200	23.80	17.80
48	5240	22.89	17.90

CH36



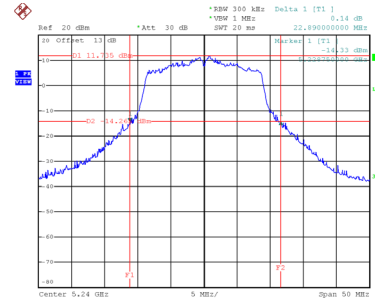
Date: 4.JAN.2021 14:16:10

CH40
26 dB Bandwidth



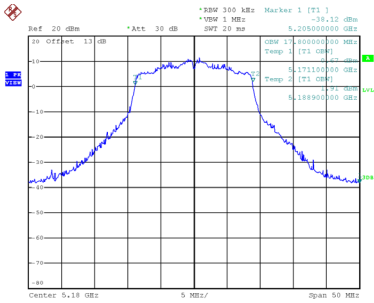
Date: 4.JAN.2021 14:17:09

CH48

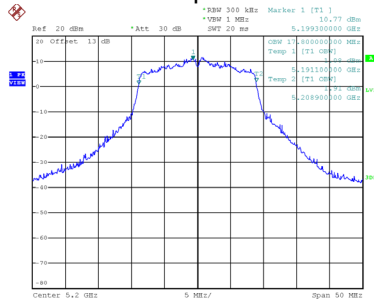


Date: 4.JAN.2021 14:18:04

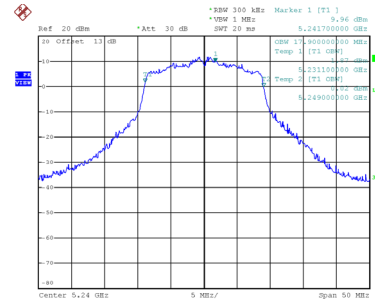
99 % Occupied Bandwidth



Date: 4.JAN.2021 14:15:48



Date: 4.JAN.2021 14:16:46

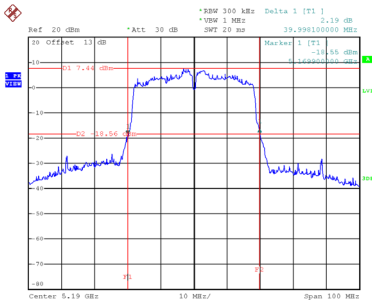


Date: 4.JAN.2021 15:10:52

Test Mode	UNII-1_TX AC (VHT40) Mode
-----------	---------------------------

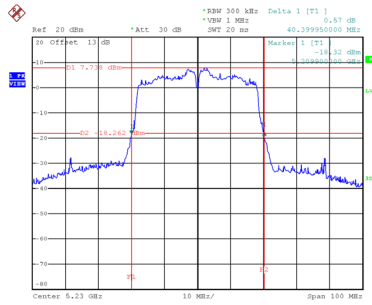
Channel	Frequency (MHz)	26 dB Bandwidth (MHz)	99 % Occupied Bandwidth (MHz)
38	5190	40.00	36.40
46	5230	40.40	36.20

CH38



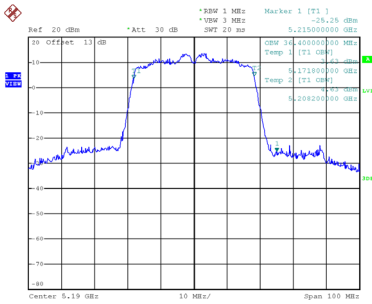
Date: 4.JAN.2021 14:34:53

CH46
26 dB Bandwidth

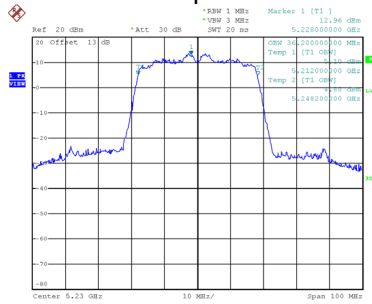


Date: 4.JAN.2021 14:35:55

99 % Occupied Bandwidth



Date: 4.JAN.2021 14:34:22

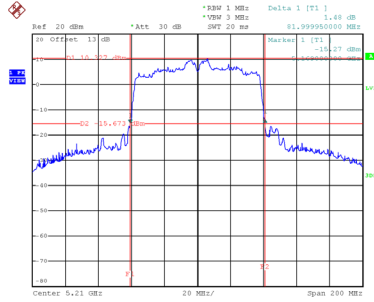


Date: 4.JAN.2021 14:35:31

Test Mode	UNII-1_TX AC (VHT80)
-----------	----------------------

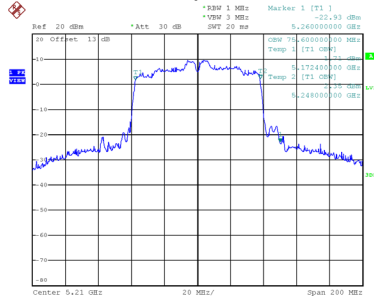
Channel	Frequency (MHz)	26 dB Bandwidth (MHz)	99 % Occupied Bandwidth (MHz)
42	5210	82.00	75.60

CH42 26 dB Bandwidth



Date: 4.JAN.2021 14:47:00

99 % Occupied Bandwidth



Date: 4.JAN.2021 14:46:17