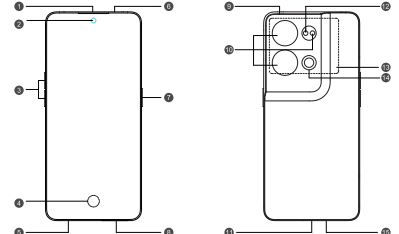


**Greetings from OPPO Mobile**

This guide will show you how to use the phone and its important functions. You may also visit OPPO official website to get more information about the phone.



- Receiver
- Front Camera
- Volume Key
- Screen Fingerprint
- SIM card tray
- Proximity Sensor and Light Sensor
- Power Key & Screen Lock Key
- Speaker
- Sub MIC
- Rear camera
- USB & Earphone Jack
- Color temperature sensor
- NFC
- Flash
- Main MIC

**Standard accessories**

You are provided with the following standard accessories:  
1 Phone, 1 Charger, 1 USB data cable, 1 Safety Guide, 1 Quick Guide, 1 SIM Ejector Tool, 1 Protective Case.


**How to reboot the phone**

Press and hold the Power Button and Volume Up Button at the same time until the OPPO boot animation is displayed to reboot the phone.

**How to Transfer Old Mobile Content to a New Mobile**

You can use OPPO Clone Phone to easily transfer photos, videos, music, contacts, messages, apps, etc from your old phone to the new one.

1. If your previous phone was a non-OPPO Android phone, search "OPPO Clone Phone" in the Google Play store and install the app. You can also scan the QR code below to install it. If your previous phone was an OPPO phone, you don't need to install this app. Then run Clone Phone on both phones and follow the on-screen instructions.



<https://i.clonephone.coloros.com/download>

2. If your previous phone was an iPhone, run "Clone Phone" on your new phone, and follow the onscreen instructions to migrate your data from your iCloud account.

**Specification**

Product	CPH2357	
Main screen parameter	17.02cm(6.7")	
Dimension	161x74x7.3(mm)	
Battery	DC 7.78V2185mAh/16.99Wh(Min) DC 7.78V 2250mAh/17.50Wh(Typ) (Equaling to) DC 3.89V 4370mAh/16.99Wh(Min) DC 3.89V 4500mAh/17.5Wh(Typ))	
Camera	50Megapixels+8Megapixels +2Megapixels Rear 32Megapixels Front	
Operating temperature	0°C-35°C	
SAR Values	FCC SAR	1.18W/kg(Head) 0.78W/kg(Body) 0.99W/kg(Hotspot)

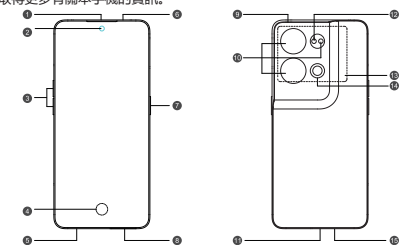
**Radio Waves Specifications**

Radio	Frequency	Max. Output Power
GSM	850MHz	34dBm
	900MHz	34dBm
	1800MHz	31dBm
	1900MHz	31dBm
WCDMA	Bands 1/2/4/5/6/8/19	25dBm
LTE FDD	Bands 1/3	24.8dBm
	Bands 5/8/12/17/18/19/20/26/28	25dBm
	Bands 2/4/7	24.5dBm
LTE TDD	Bands 38/39/40	24.5dBm
	Band 41	25dBm
5G NR	n1/n5/n38/n41/n77	24.5dBm
	n3	24.2dBm
	n7/n40	24dBm
	n8/n20	24.8dBm
	n28	25dBm
	n78	26.5dBm
Bluetooth	2.4-2.4835GHz	14dBm(EIRP)
2.4G Wi-Fi	2.4-2.4835GHz	17.3dBm(EIRP)
	5.15-5.25GHz	15.1dBm(EIRP)
	5.25-5.35GHz	15.1dBm(EIRP)
5G Wi-Fi	5.47-5.725GHz	15.1dBm(EIRP)
	5.725-5.85GHz	13.6dBm(EIRP)
NFC	13.56MHz	42dBuA/m @10m

English

**歡迎使用OPPO手機**

本指南將為您說明如何使用此手機及其重要功能。您也可以造訪OPPO官方網站以取得更多有關本手機的資訊。



- 聽筒
- 前置相機
- 音量鍵
- 螢幕指紋解鎖
- SIM卡托
- 接近&光線傳感器
- 電源鍵
- 揚聲器
- 副麥克風
- 後置相機
- USB孔&耳機孔
- 色溫傳感器
- NFC感應區域
- 閃光燈
- 主要麥克風

**標準配件**

您將獲得以下標準配件：  
1×手機、1×充電器、1×USB數據線、1×安全指南、1×快速入門指南、1×取卡針、1×保護殼。


**如何重啟手機**

同時長按電源鍵與音量上鍵直至顯示OPPO啟動動畫即可重啟手機。

**如何將舊手機內容轉移到新手機**

您可以使用OPPO手機搬家輕鬆從舊手機傳輸照片、影片、音樂、聯絡人、訊息、應用程式等到新手機。

1. 如舊手機是其他品牌Android手機，請在Google Play商店搜尋「OPPO手機搬家」進行安裝；或者掃描下方QR Code下載安裝。如舊手機是OPPO手機，則不需要安裝應用程式。接著新舊手機同時開啟「手機搬家」，按照畫面提示進行操作。



<https://i.clonephone.coloros.com/download>

2. 如舊手機是iPhone手機，請直接在新手機開啟「手機搬家」，按照畫面提示登入iCloud帳號並進行檔案同步。

**產品規格**

產品名稱	行動電話
產品型號	CPH2357
主畫面參數	17.02 cm(6.7吋)
尺寸	161x74x7.3(mm)
電池	DC 7.78V2185mAh/16.99Wh(Min)
	DC 7.78V 2250mAh/17.50Wh(Typ)
	(等於)
	DC 3.89V 4370mAh/16.99Wh(Min)
	DC 3.89V 4500mAh/17.5Wh(Typ))
相機	主相機5000萬畫素+800萬畫素
	+200萬畫素 前相機3200萬畫素
工作溫度	0°C-35°C


**其他資訊**

數據線資訊	DL129	
SAR值	在臺灣NCC規定下： SAR標準值為2.0W/kg。 送測產品實測值為X.XXXW/Kg.	
充電器資訊	機型: VCA7JBUH	輸入值: 100-130V~50/60Hz, 2.0A 輸出值: 5VDC 2A or 5-11VDC 6A Max
	支持OPPO VOOC或SUPERVOOC閃充手機(5-11VDC 6A Max), 即可享受其他品牌設備提供最高5VDC 2A的充電服務。	
頻段資訊	GSM: 900/1800MHz WCDMA: 900/2100MHz LTE FDD: 700/900/1800/2100/2600MHz LTE TDD: 2570-2620/2500-2690MHz 5G NR: 700/900/1800/2100/2600/2570-2620/2500-2690/3300-3570MHz	

注: 上述 SAR 值是此設備報告的最高值。

**廠家代碼物料代碼** Quick guide

5212xxx V0.1



臺灣繁體

折頁  
尺寸 140\*70mm  
材質 90g啞粉