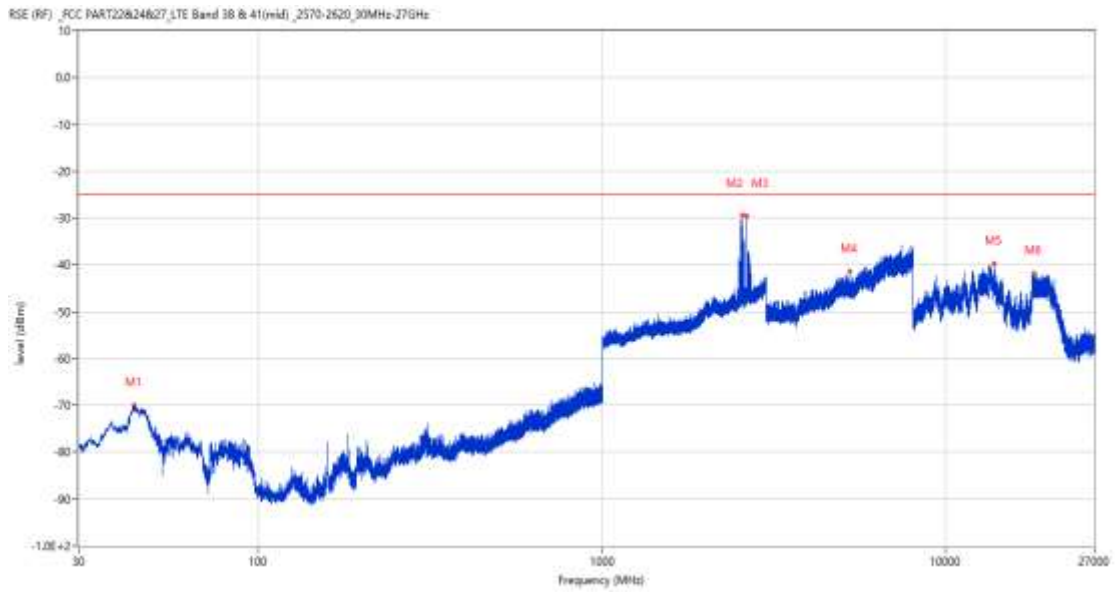
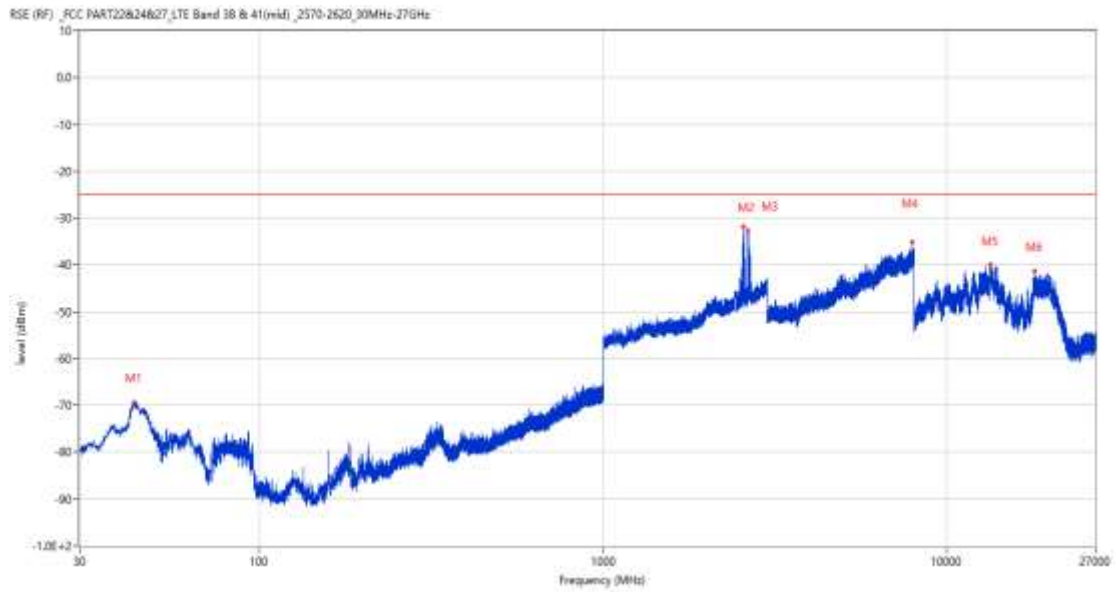


RSE-V&V LTE Band 41 BW10 CH40620



Frequency (MHz)	Result (dBm)	Factor (dB)	PK Limit (dBm)	Over Limit (dB)	Table (o)	ANT	EUT	Verdict
43.434	-69.95	-16.90	-25.0	-44.95	2.00	Vertical	Vertical	Pass
2561.700	-29.45	8.27	-25.0	-4.45	179.00	Vertical	Vertical	N/A
2632.300	-29.59	9.03	-25.0	-4.59	70.00	Vertical	Vertical	N/A
5246.250	-41.41	11.90	-25.0	-16.41	57.00	Vertical	Vertical	Pass
13799.999	-39.69	17.01	-25.0	-14.69	360.00	Vertical	Vertical	Pass
17930.437	-41.72	13.62	-25.0	-16.72	252.00	Vertical	Vertical	Pass

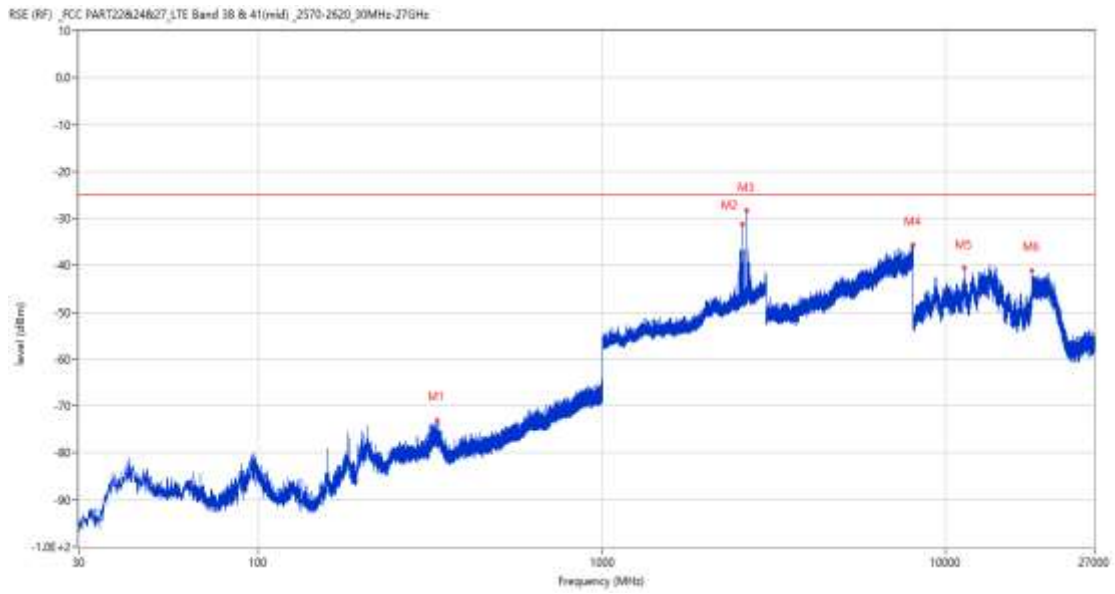
RSE-V&H LTE Band 41 BW10 CH40620



Frequency (MHz)	Result (dBm)	Factor (dB)	PK Limit (dBm)	Over Limit (dB)	Table (o)	ANT	EUT	Verdict
43.289	-69.24	-16.75	-25.0	-44.24	15.00	Vertical	Horizontal	Pass
2561.600	-31.78	8.27	-25.0	-6.78	15.00	Vertical	Horizontal	N/A
2632.000	-32.72	9.03	-25.0	-7.72	39.00	Vertical	Horizontal	N/A
7941.750	-35.25	18.94	-25.0	-10.25	289.00	Vertical	Horizontal	Pass
13380.263	-39.94	16.82	-25.0	-14.94	26.00	Vertical	Horizontal	Pass
17951.699	-41.32	14.05	-25.0	-16.32	209.00	Vertical	Horizontal	Pass

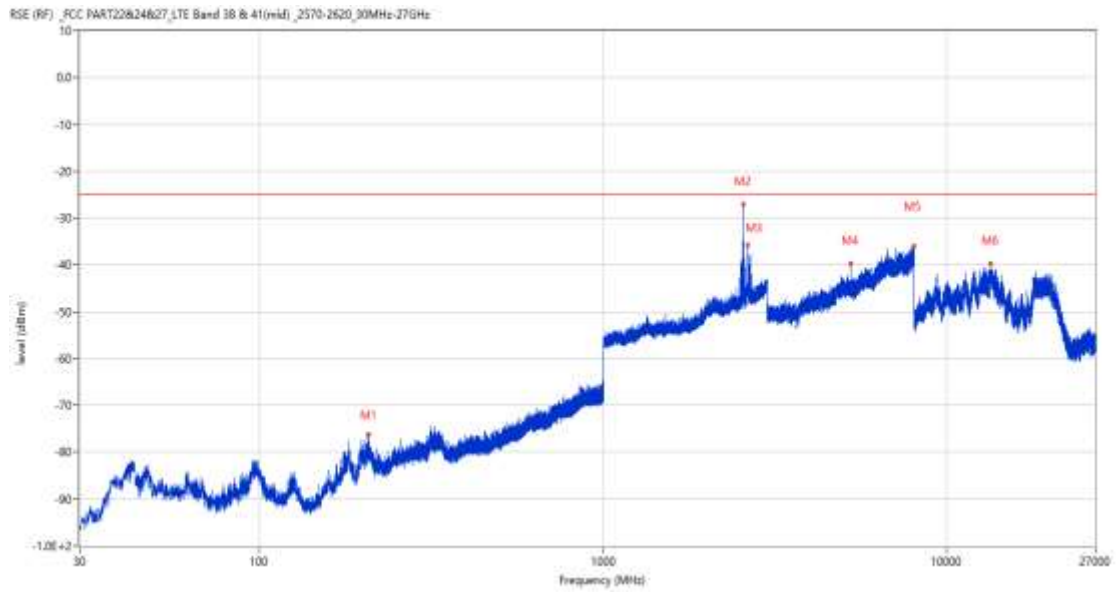
17.3 LTE Band 41 BW15, Middle Channel

RSE-H&H LTE Band 41 BW15 CH40620



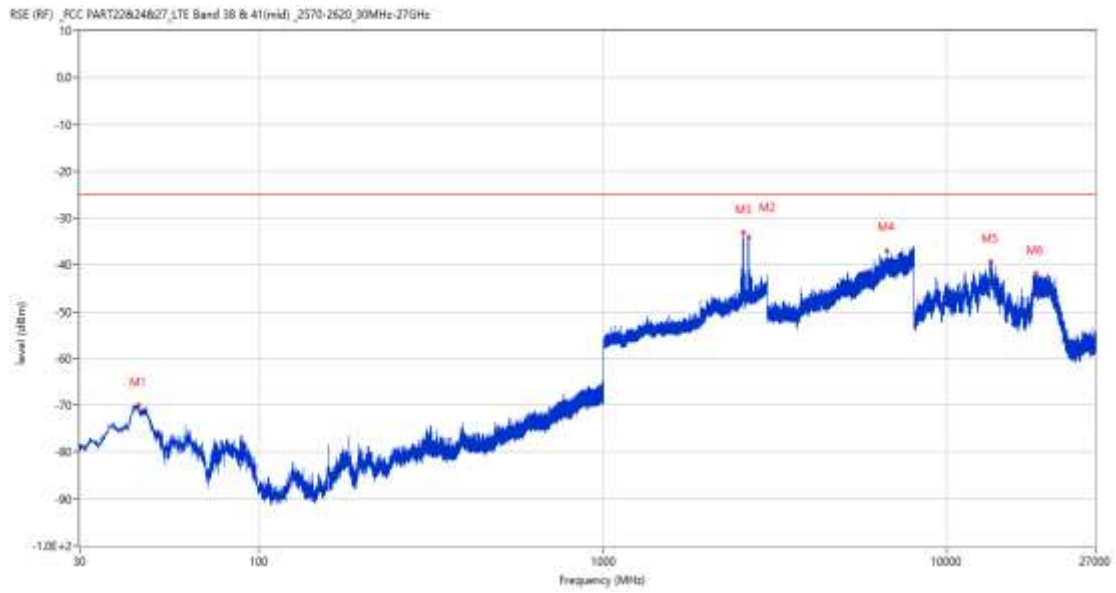
Frequency (MHz)	Result (dBm)	Factor (dB)	PK Limit (dBm)	Over Limit (dB)	Table (o)	ANT	EUT	Verdict
330.263	-72.97	-10.56	-25.0	-47.97	247.00	Horizontal	Horizontal	Pass
2553.100	-31.28	8.36	-25.0	-6.28	168.00	Horizontal	Horizontal	N/A
2635.300	-28.39	8.86	-25.0	-3.39	21.00	Horizontal	Horizontal	N/A
8000.000	-35.62	19.04	-25.0	-10.62	141.00	Horizontal	Horizontal	Pass
11306.951	-40.55	13.31	-25.0	-15.55	173.00	Horizontal	Horizontal	Pass
17799.449	-41.09	13.17	-25.0	-16.09	186.00	Horizontal	Horizontal	Pass

RSE-H&V LTE Band 41 BW15 CH40620



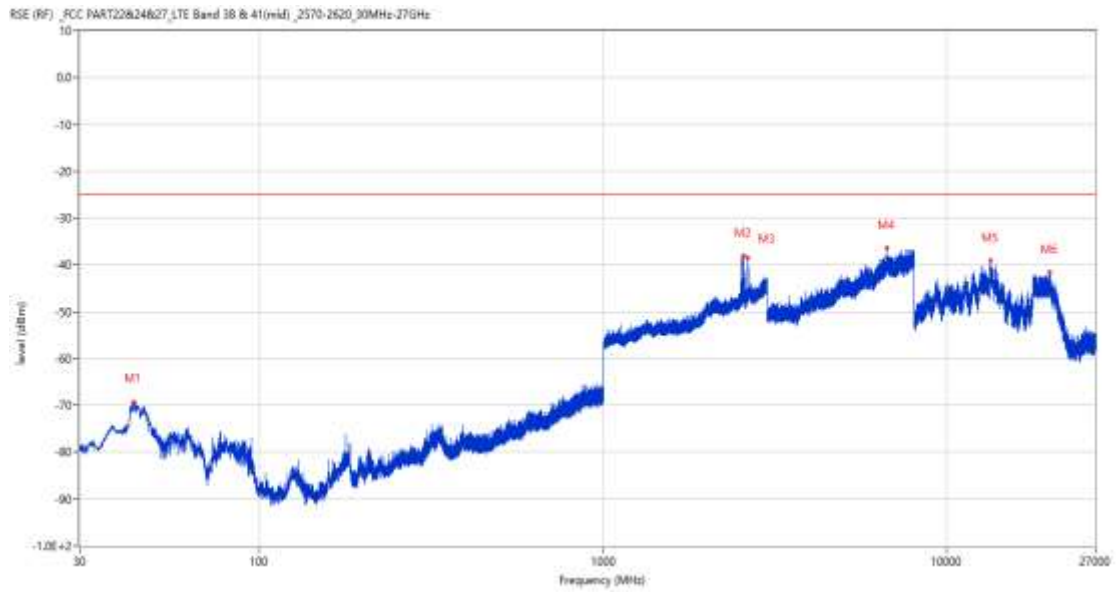
Frequency (MHz)	Result (dBm)	Factor (dB)	PK Limit (dBm)	Over Limit (dB)	Table (o)	ANT	EUT	Verdict
206.831	-76.08	-15.45	-25.0	-51.08	1.00	Horizontal	Vertical	Pass
2558.300	-27.17	8.23	-25.0	-2.17	125.00	Horizontal	Vertical	N/A
2626.500	-35.75	8.98	-25.0	-10.75	241.00	Horizontal	Vertical	N/A
5243.500	-39.79	11.97	-25.0	-14.79	98.00	Horizontal	Vertical	Pass
7997.250	-36.01	18.86	-25.0	-11.01	236.00	Horizontal	Vertical	Pass
13397.063	-39.72	16.98	-25.0	-14.72	275.00	Horizontal	Vertical	Pass

RSE-V&V LTE Band 41 BW15 CH40620



Frequency (MHz)	Result (dBm)	Factor (dB)	PK Limit (dBm)	Over Limit (dB)	Table (o)	ANT	EUT	Verdict
44.404	-69.99	-17.66	-25.0	-44.99	2.00	Vertical	Vertical	Pass
2548.000	-33.08	7.19	-25.0	-8.08	114.00	Vertical	Vertical	N/A
2639.100	-34.03	9.02	-25.0	-9.03	46.00	Vertical	Vertical	N/A
6678.500	-37.02	16.76	-25.0	-12.02	99.00	Vertical	Vertical	Pass
13370.812	-39.20	16.74	-25.0	-14.20	253.00	Vertical	Vertical	Pass
18108.000	-41.81	12.86	-25.0	-16.81	360.00	Vertical	Vertical	Pass

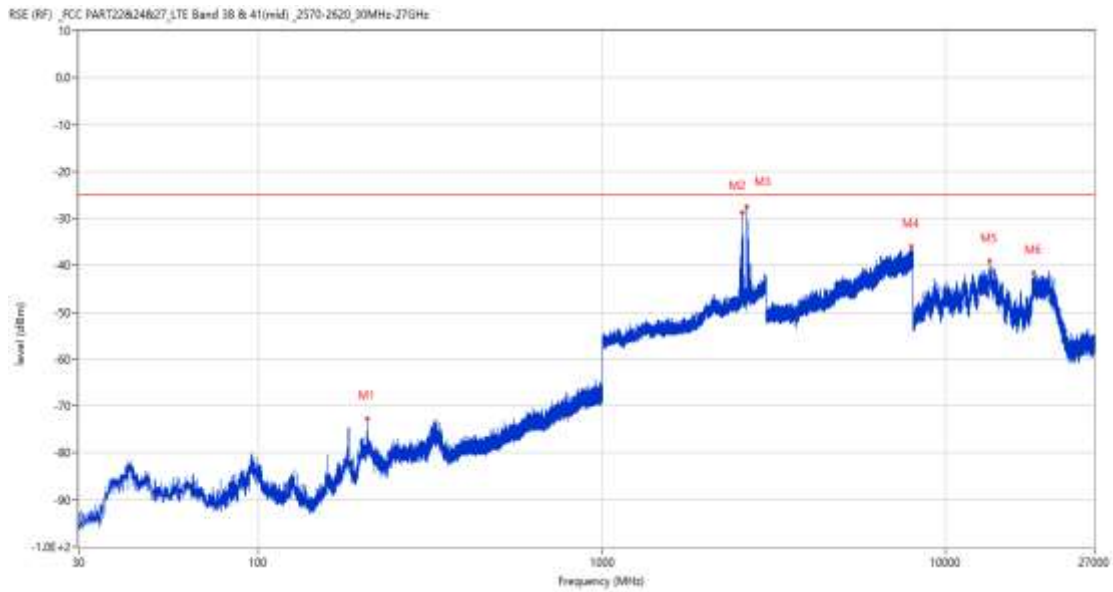
RSE-V&H LTE Band 41 BW15 CH40620



Frequency (MHz)	Result (dBm)	Factor (dB)	PK Limit (dBm)	Over Limit (dB)	Table (o)	ANT	EUT	Verdict
43.047	-69.25	-16.50	-25.0	-44.25	0.00	Vertical	Horizontal	Pass
2551.900	-38.07	8.19	-25.0	-13.07	96.00	Vertical	Horizontal	Pass
2625.400	-38.44	8.97	-25.0	-13.44	85.00	Vertical	Horizontal	N/A
6693.500	-36.50	16.99	-25.0	-11.50	35.00	Vertical	Horizontal	Pass
13387.875	-39.05	16.90	-25.0	-14.05	1.00	Vertical	Horizontal	Pass
19868.850	-41.60	12.95	-25.0	-16.60	360.00	Vertical	Horizontal	Pass

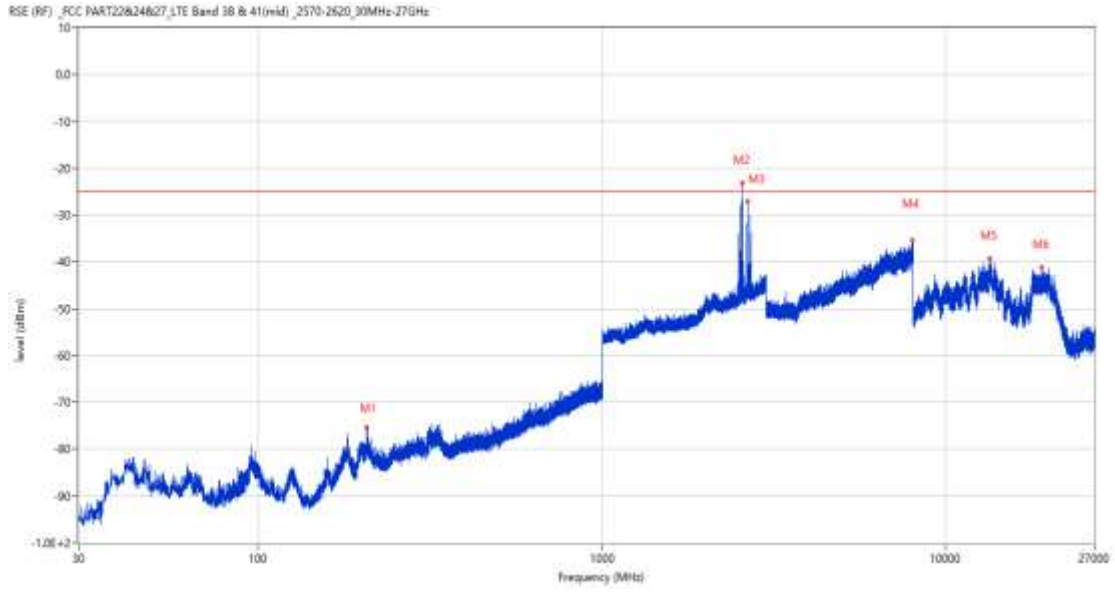
17.4 LTE Band 41 BW20, Middle Channel

RSE-H&H LTE Band 41 BW20 CH40620



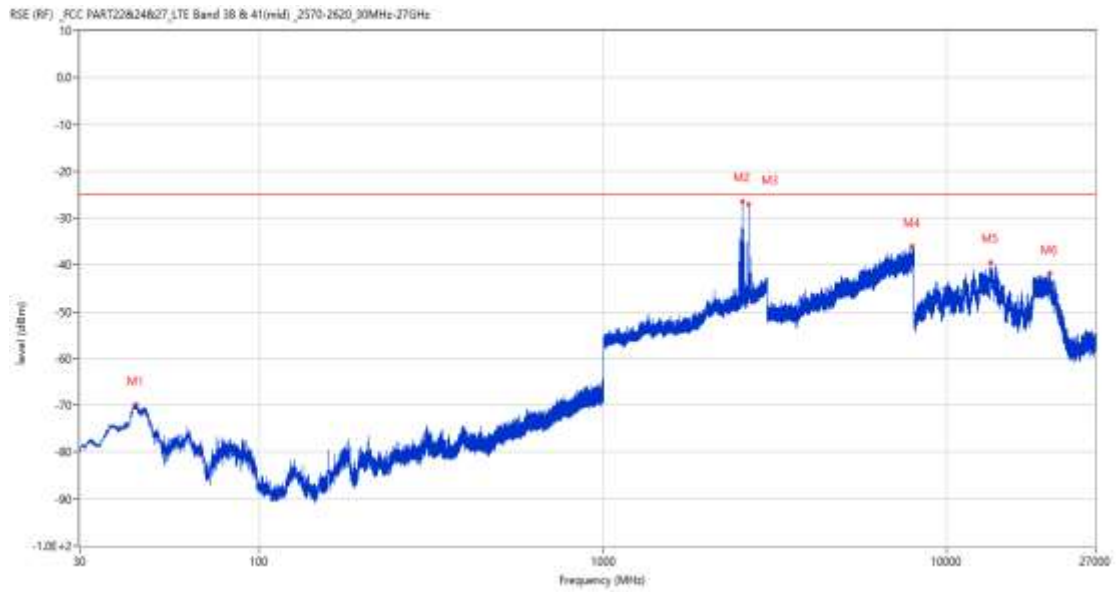
Frequency (MHz)	Result (dBm)	Factor (dB)	PK Limit (dBm)	Over Limit (dB)	Table (o)	ANT	EUT	Verdict
206.976	-72.63	-15.44	-25.0	-47.63	18.00	Horizontal	Horizontal	Pass
2561.400	-28.83	8.27	-25.0	-3.83	112.00	Horizontal	Horizontal	N/A
2629.300	-27.47	9.01	-25.0	-2.47	69.00	Horizontal	Horizontal	N/A
7930.500	-35.97	18.76	-25.0	-10.97	332.00	Horizontal	Horizontal	Pass
13379.474	-39.05	16.82	-25.0	-14.05	94.00	Horizontal	Horizontal	Pass
17929.386	-41.62	13.60	-25.0	-16.62	275.00	Horizontal	Horizontal	Pass

RSE-H&V LTE Band 41 BW20 CH40620



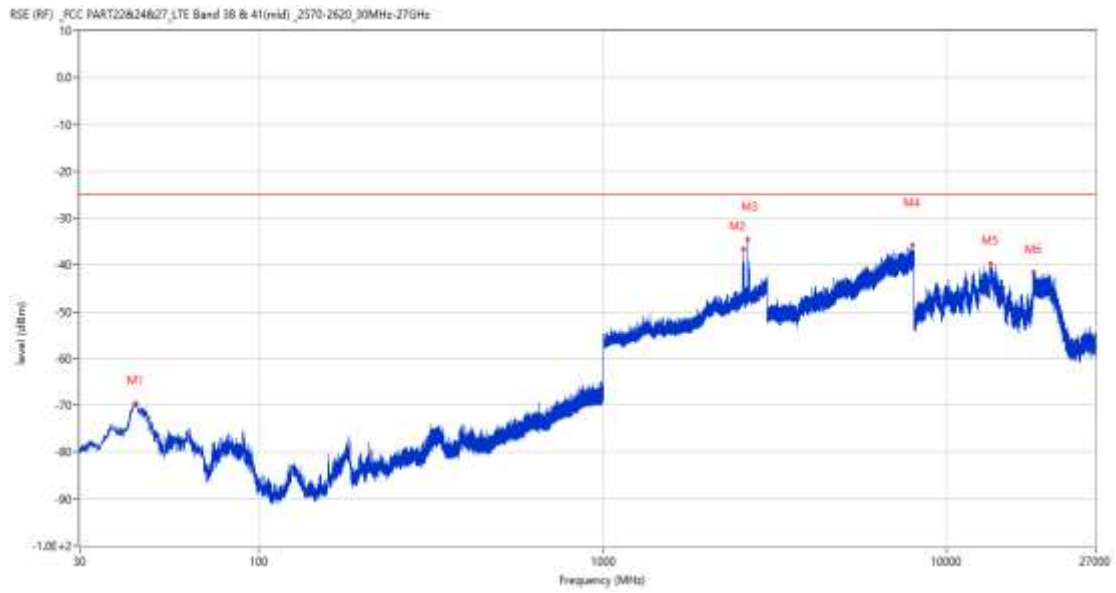
Frequency (MHz)	Result (dBm)	Factor (dB)	PK Limit (dBm)	Over Limit (dB)	Table (o)	ANT	EUT	Verdict
206.782	-75.36	-15.45	-25.0	-50.36	39.00	Horizontal	Vertical	Pass
2554.400	-23.10	8.33	-25.0	1.90	193.00	Horizontal	Vertical	N/A
2643.300	-27.05	8.83	-25.0	-2.05	211.00	Horizontal	Vertical	N/A
7977.000	-35.39	18.08	-25.0	-10.39	184.00	Horizontal	Vertical	Pass
13350.600	-39.30	16.55	-25.0	-14.30	116.00	Horizontal	Vertical	Pass
18917.550	-41.18	12.90	-25.0	-16.18	360.00	Horizontal	Vertical	Pass

RSE-V&V LTE Band 41 BW20 CH40620



Frequency (MHz)	Result (dBm)	Factor (dB)	PK Limit (dBm)	Over Limit (dB)	Table (o)	ANT	EUT	Verdict
43.725	-69.74	-17.17	-25.0	-44.74	2.00	Vertical	Vertical	Pass
2544.900	-26.36	6.85	-25.0	-1.36	139.00	Vertical	Vertical	N/A
2639.400	-27.02	8.99	-25.0	-2.02	65.00	Vertical	Vertical	N/A
7942.750	-35.98	18.90	-25.0	-10.98	120.00	Vertical	Vertical	Pass
13379.474	-39.43	16.82	-25.0	-14.43	117.00	Vertical	Vertical	Pass
19850.850	-41.84	12.94	-25.0	-16.84	176.00	Vertical	Vertical	Pass

RSE-V&H LTE Band 41 BW20 CH40620



Frequency (MHz)	Result (dBm)	Factor (dB)	PK Limit (dBm)	Over Limit (dB)	Table (o)	ANT	EUT	Verdict
43.725	-69.53	-17.17	-25.0	-44.53	59.00	Vertical	Horizontal	Pass
2559.100	-36.53	8.24	-25.0	-11.53	27.00	Vertical	Horizontal	N/A
2627.200	-34.46	8.99	-25.0	-9.46	20.00	Vertical	Horizontal	N/A
7932.750	-35.87	18.74	-25.0	-10.87	108.00	Vertical	Horizontal	Pass
13393.125	-39.68	16.95	-25.0	-14.68	360.00	Vertical	Horizontal	Pass
17896.837	-41.63	12.82	-25.0	-16.63	255.00	Vertical	Horizontal	Pass

CA

18 CA_7C

18.1 CA_7C 20MHz+10MHz, QPSK, Low Channel

RSE-H&H PCC CH20850 BW20 RB1 LOW QPSK SCC CH20994 BW10 RB1 HIGH QPSK



Frequency (MHz)	Result (dBm)	Factor (dB)	PK Limit (dBm)	Over Limit (dB)	Table (o)	ANT	EUT	Verdict
199.605	-69.82	-15.60	-25.0	-44.82	63.00	Horizontal	Horizontal	Pass
2529.600	-40.44	8.85	-25.0	-15.44	25.00	Horizontal	Horizontal	N/A
2648.700	-29.32	8.75	-25.0	-4.32	212.00	Horizontal	Horizontal	N/A
5588.250	-40.58	13.34	-25.0	-15.58	327.00	Horizontal	Horizontal	Pass
13421.475	-40.44	16.54	-25.0	-15.44	16.00	Horizontal	Horizontal	Pass
19612.449	-41.76	12.93	-25.0	-16.76	67.00	Horizontal	Horizontal	Pass

RSE-H&V PCC CH20850 BW20 RB1 LOW QPSK SCC CH20994 BW10 RB1 HIGH QPSK



Frequency (MHz)	Result (dBm)	Factor (dB)	PK Limit (dBm)	Over Limit (dB)	Table (o)	ANT	EUT	Verdict
316.198	-73.10	-11.48	-25.0	-48.10	250.00	Horizontal	Vertical	Pass
2529.800	-41.83	8.85	-25.0	-16.83	0.00	Horizontal	Vertical	N/A
2641.200	-28.21	8.74	-25.0	-3.21	205.00	Horizontal	Vertical	N/A
7995.750	-35.76	18.76	-25.0	-10.76	145.00	Horizontal	Vertical	Pass
13405.725	-38.86	16.88	-25.0	-13.86	17.00	Horizontal	Vertical	Pass
19988.099	-41.01	12.95	-25.0	-16.01	206.00	Horizontal	Vertical	Pass

RSE-V&V PCC CH20850 BW20 RB1 LOW QPSK SCC CH20994 BW10 RB1 HIGH QPSK



Frequency (MHz)	Result (dBm)	Factor (dB)	PK Limit (dBm)	Over Limit (dB)	Table (o)	ANT	EUT	Verdict
43.192	-69.93	-16.65	-25.0	-44.93	32.00	Vertical	Vertical	Pass
2529.600	-41.48	8.85	-25.0	-16.48	171.00	Vertical	Vertical	N/A
2646.300	-40.17	8.59	-25.0	-15.17	225.00	Vertical	Vertical	N/A
5762.000	-39.87	14.35	-25.0	-14.87	273.00	Vertical	Vertical	Pass
13371.862	-39.81	16.75	-25.0	-14.81	131.00	Vertical	Vertical	Pass
19553.849	-41.61	12.93	-25.0	-16.61	112.00	Vertical	Vertical	Pass

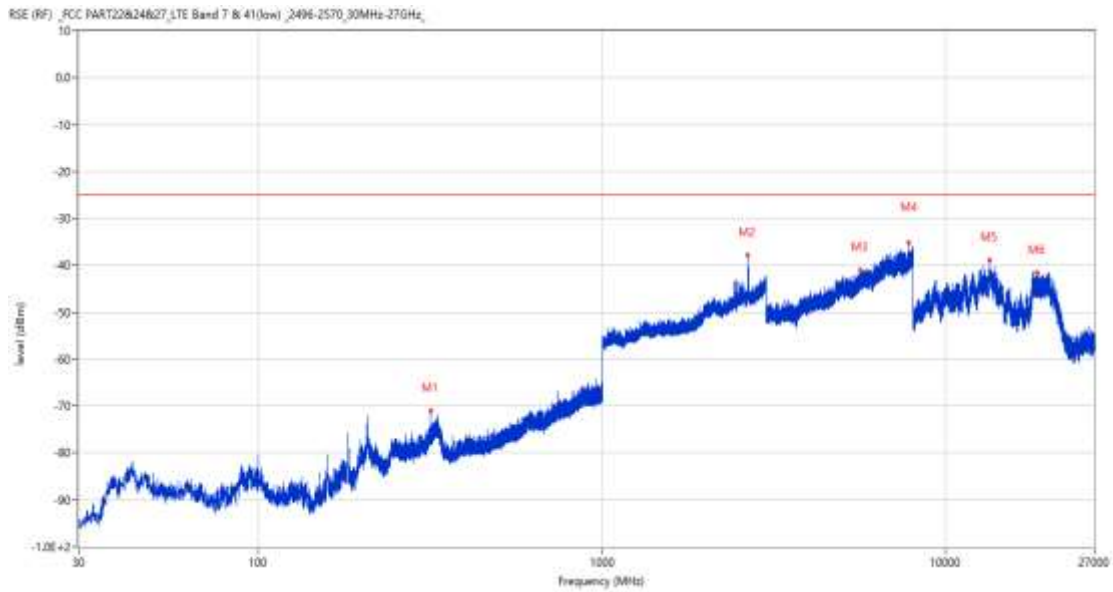
RSE-V&H PCC CH20850 BW20 RB1 LOW QPSK SCC CH20994 BW10 RB1 HIGH QPSK



Frequency (MHz)	Result (dBm)	Factor (dB)	PK Limit (dBm)	Over Limit (dB)	Table (o)	ANT	EUT	Verdict
42.998	-64.98	-16.46	-25.0	-39.98	58.00	Vertical	Horizontal	Pass
2645.900	-38.43	8.56	-25.0	-13.43	215.00	Vertical	Horizontal	N/A
4926.250	-42.62	13.27	-25.0	-17.62	330.00	Vertical	Horizontal	Pass
7964.750	-35.56	18.07	-25.0	-10.56	17.00	Vertical	Horizontal	Pass
13400.212	-38.03	17.01	-25.0	-13.03	360.00	Vertical	Horizontal	Pass
19561.501	-42.00	12.93	-25.0	-17.00	228.00	Vertical	Horizontal	Pass

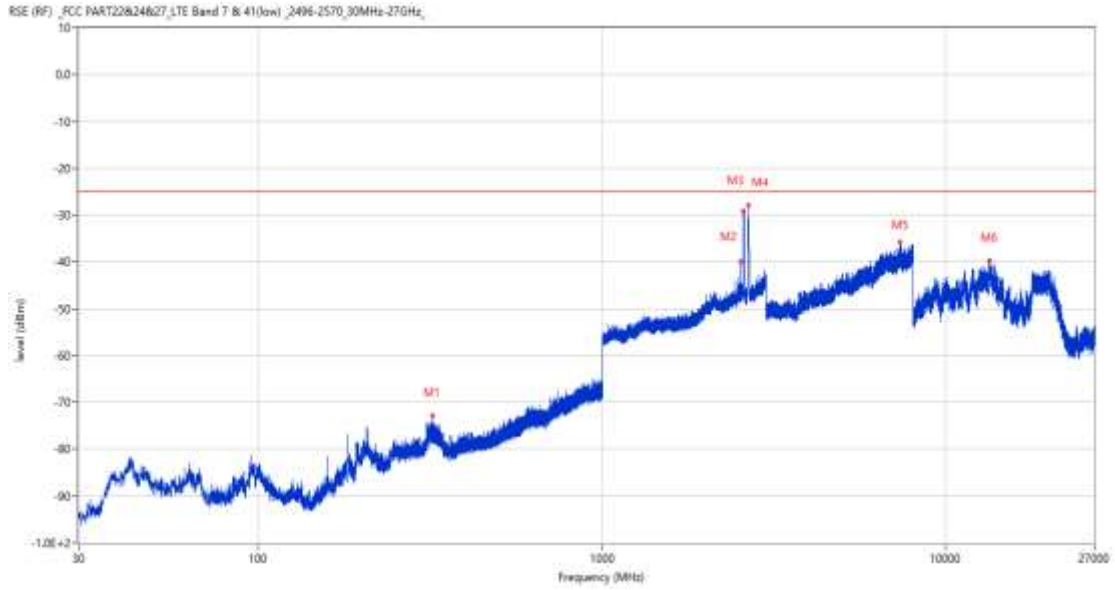
18.2 CA_7C 20MHz+10MHz, QPSK , Middle Channel

RSE-H&H PCC CH21051 BW20 RB1 LOW QPSK SCC CH21195 BW10 RB1 HIGH QPSK



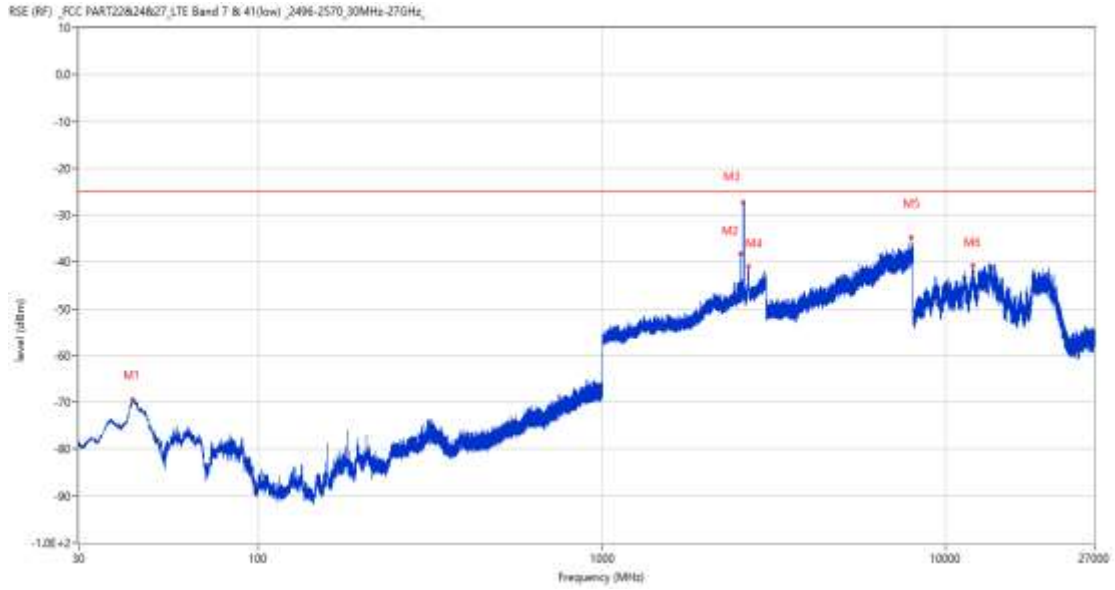
Frequency (MHz)	Result (dBm)	Factor (dB)	PK Limit (dBm)	Over Limit (dB)	Table (o)	ANT	EUT	Verdict
316.441	-70.99	-11.48	-25.0	-45.99	239.00	Horizontal	Horizontal	Pass
2650.800	-37.85	8.69	-25.0	-12.85	235.00	Horizontal	Horizontal	N/A
5613.000	-41.06	13.64	-25.0	-16.06	305.00	Horizontal	Horizontal	Pass
7780.000	-35.17	18.20	-25.0	-10.17	315.00	Horizontal	Horizontal	Pass
13375.013	-38.94	16.78	-25.0	-13.94	221.00	Horizontal	Horizontal	Pass
18454.950	-41.49	12.87	-25.0	-16.49	1.00	Horizontal	Horizontal	Pass

RSE-H&V PCC CH21051 BW20 RB1 LOW QPSK SCC CH21195 BW10 RB1 HIGH QPSK



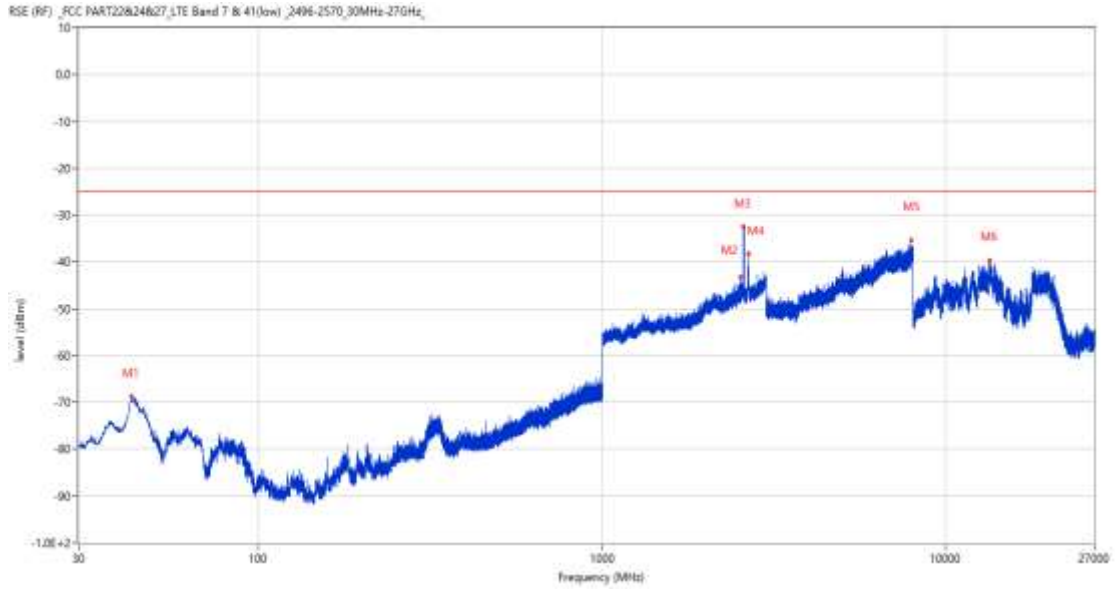
Frequency (MHz)	Result (dBm)	Factor (dB)	PK Limit (dBm)	Over Limit (dB)	Table (o)	ANT	EUT	Verdict
321.436	-72.86	-11.23	-25.0	-47.86	235.00	Horizontal	Vertical	Pass
2522.000	-39.95	8.87	-25.0	-14.95	215.00	Horizontal	Vertical	N/A
2577.400	-29.12	8.97	-25.0	-4.12	190.00	Horizontal	Vertical	N/A
2667.100	-27.86	9.36	-25.0	-2.86	239.00	Horizontal	Vertical	N/A
7324.750	-35.81	17.24	-25.0	-10.81	81.00	Horizontal	Vertical	Pass
13382.100	-39.78	16.84	-25.0	-14.78	87.00	Horizontal	Vertical	Pass

RSE-V&V PCC CH21051 BW20 RB1 LOW QPSK SCC CH21195 BW10 RB1 HIGH QPSK



Frequency (MHz)	Result (dBm)	Factor (dB)	PK Limit (dBm)	Over Limit (dB)	Table (o)	ANT	EUT	Verdict
42.998	-69.24	-16.46	-25.0	-44.24	16.00	Vertical	Vertical	Pass
2522.000	-38.21	8.87	-25.0	-13.21	100.00	Vertical	Vertical	N/A
2577.400	-27.32	8.97	-25.0	-2.32	164.00	Vertical	Vertical	N/A
2661.700	-41.00	8.70	-25.0	-16.00	221.00	Vertical	Vertical	N/A
7943.750	-34.77	18.88	-25.0	-9.77	324.00	Vertical	Vertical	Pass
11996.412	-40.67	13.83	-25.0	-15.67	322.00	Vertical	Vertical	Pass

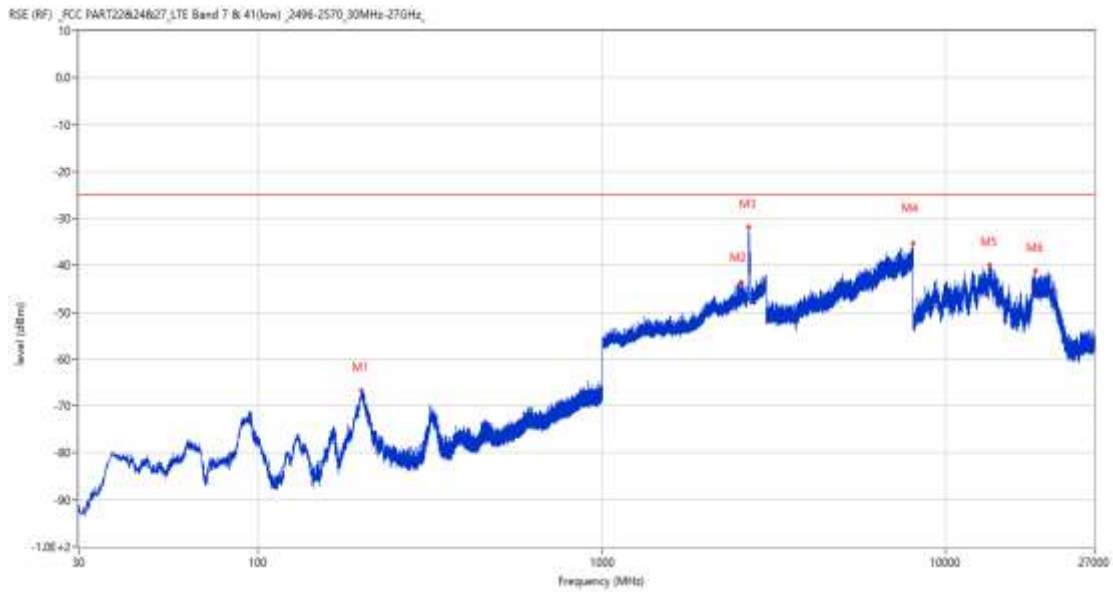
RSE-V&H PCC CH21051 BW20 RB1 LOW QPSK SCC CH21195 BW10 RB1 HIGH QPSK



Frequency (MHz)	Result (dBm)	Factor (dB)	PK Limit (dBm)	Over Limit (dB)	Table (o)	ANT	EUT	Verdict
42.804	-68.67	-16.63	-25.0	-43.67	21.00	Vertical	Horizontal	Pass
2521.800	-43.26	8.87	-25.0	-18.26	12.00	Vertical	Horizontal	N/A
2577.500	-32.40	8.95	-25.0	-7.40	19.00	Vertical	Horizontal	N/A
2663.000	-38.24	8.89	-25.0	-13.24	212.00	Vertical	Horizontal	N/A
7929.250	-35.47	18.59	-25.0	-10.47	145.00	Vertical	Horizontal	Pass
13366.350	-39.75	16.69	-25.0	-14.75	313.00	Vertical	Horizontal	Pass

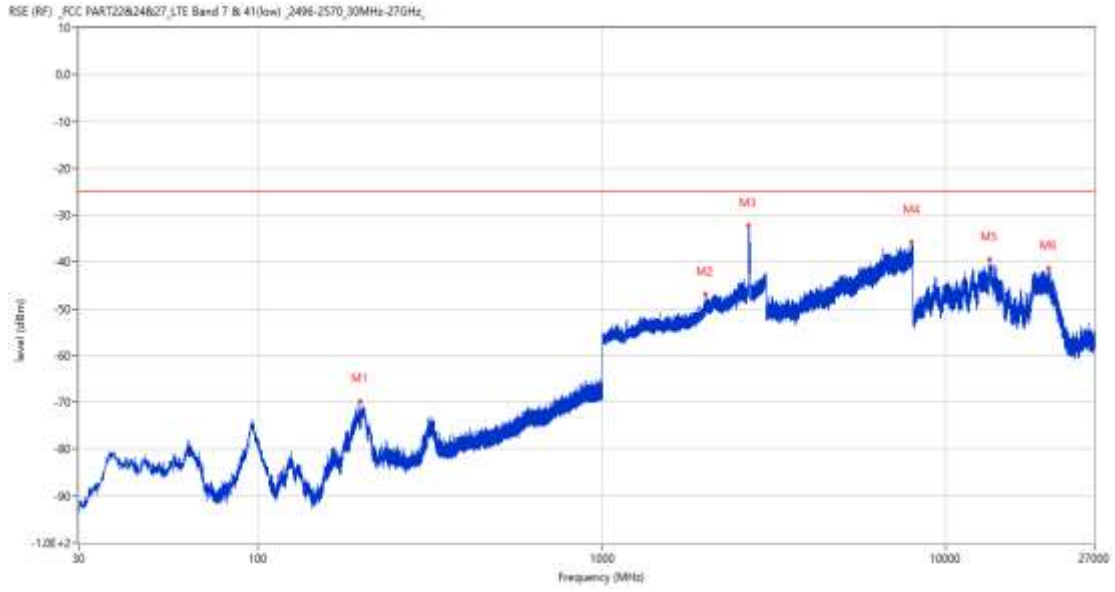
18.3 CA_7C 20MHz+10MHz, QPSK, High Channel

RSE-H&H PCC CH21251 BW20 RB1 LOW QPSK SCC CH21395 BW10 RB1 HIGH QPSK



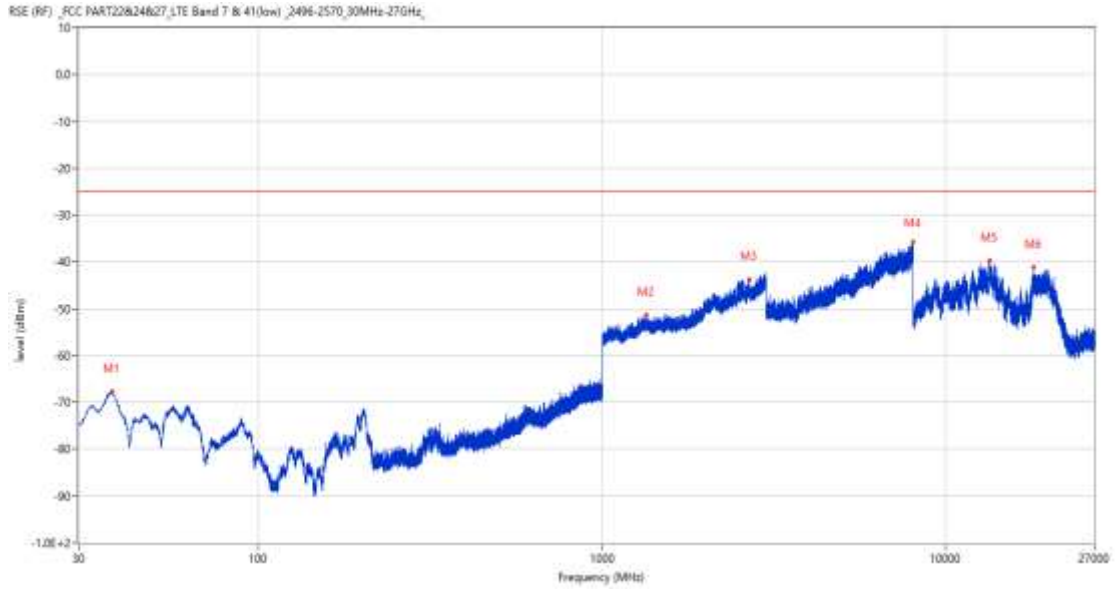
Frequency (MHz)	Result (dBm)	Factor (dB)	PK Limit (dBm)	Over Limit (dB)	Table (o)	ANT	EUT	Verdict
199.508	-66.58	-15.61	-25.0	-41.58	189.00	Horizontal	Horizontal	Pass
2541.600	-43.63	8.82	-25.0	-18.63	137.00	Horizontal	Horizontal	N/A
2669.500	-31.79	9.35	-25.0	-6.79	228.00	Horizontal	Horizontal	N/A
7998.250	-35.38	18.89	-25.0	-10.38	221.00	Horizontal	Horizontal	Pass
13408.088	-39.97	16.83	-25.0	-14.97	255.00	Horizontal	Horizontal	Pass
18165.150	-41.21	12.86	-25.0	-16.21	246.00	Horizontal	Horizontal	Pass

RSE-H&V PCC CH21251 BW20 RB1 LOW QPSK SCC CH21395 BW10 RB1 HIGH QPSK



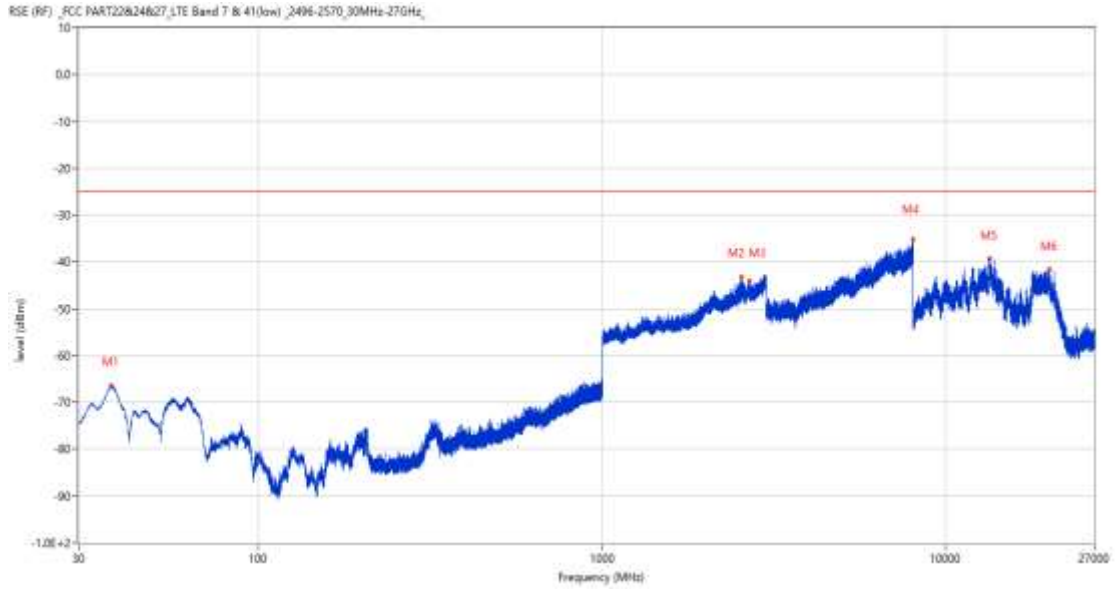
Frequency (MHz)	Result (dBm)	Factor (dB)	PK Limit (dBm)	Over Limit (dB)	Table (o)	ANT	EUT	Verdict
197.471	-69.78	-15.68	-25.0	-44.78	26.00	Horizontal	Vertical	Pass
1990.900	-46.99	3.97	-25.0	-21.99	175.00	Horizontal	Vertical	Pass
2667.800	-32.20	9.37	-25.0	-7.20	254.00	Horizontal	Vertical	N/A
7911.500	-35.84	18.17	-25.0	-10.84	360.00	Horizontal	Vertical	Pass
13358.737	-39.48	16.62	-25.0	-14.48	253.00	Horizontal	Vertical	Pass
19915.651	-41.35	12.95	-25.0	-16.35	0.00	Horizontal	Vertical	Pass

RSE-V&V PCC CH21251 BW20 RB1 LOW QPSK SCC CH21395 BW10 RB1 HIGH QPSK



Frequency (MHz)	Result (dBm)	Factor (dB)	PK Limit (dBm)	Over Limit (dB)	Table (o)	ANT	EUT	Verdict
37.469	-67.77	-20.71	-25.0	-42.77	212.00	Vertical	Vertical	Pass
1345.000	-51.37	0.86	-25.0	-26.37	218.00	Vertical	Vertical	Pass
2672.000	-43.94	9.35	-25.0	-18.94	243.00	Vertical	Vertical	N/A
8000.000	-35.82	19.04	-25.0	-10.82	300.00	Vertical	Vertical	Pass
13362.675	-39.66	16.66	-25.0	-14.66	321.00	Vertical	Vertical	Pass
17933.588	-41.09	13.70	-25.0	-16.09	139.00	Vertical	Vertical	Pass

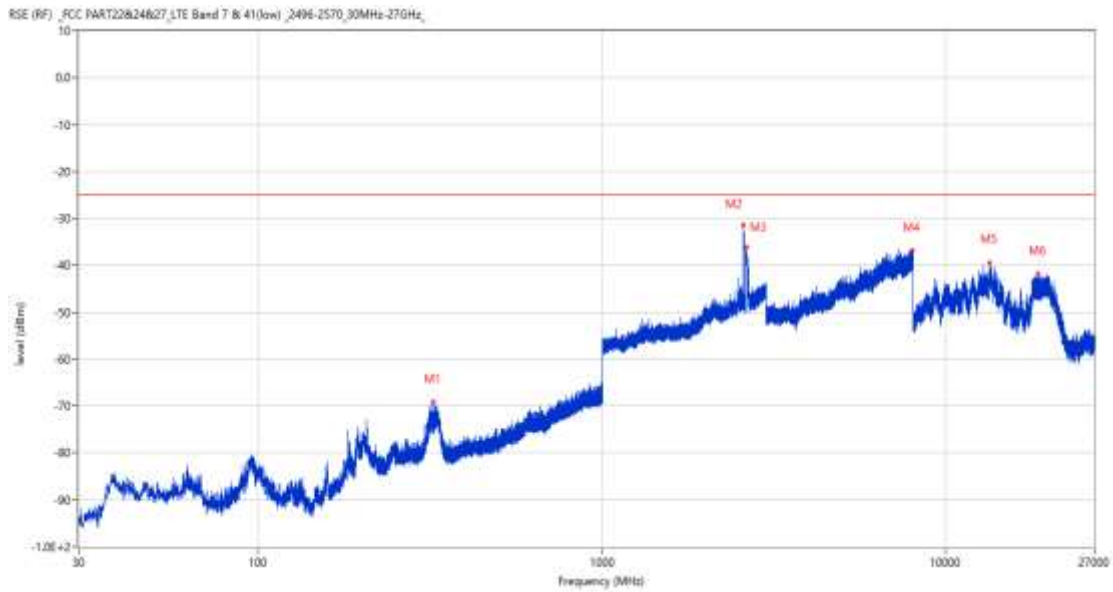
RSE-V&H PCC CH21251 BW20 RB1 LOW QPSK SCC CH21395 BW10 RB1 HIGH QPSK



Frequency (MHz)	Result (dBm)	Factor (dB)	PK Limit (dBm)	Over Limit (dB)	Table (o)	ANT	EUT	Verdict
37.324	-66.52	-20.75	-25.0	-41.52	221.00	Vertical	Horizontal	Pass
2544.300	-43.18	8.81	-25.0	-18.18	0.00	Vertical	Horizontal	N/A
2671.400	-44.06	9.42	-25.0	-19.06	331.00	Vertical	Horizontal	N/A
7999.250	-35.24	18.97	-25.0	-10.24	57.00	Vertical	Horizontal	Pass
13365.826	-39.25	16.69	-25.0	-14.25	115.00	Vertical	Horizontal	Pass
20013.750	-41.67	12.95	-25.0	-16.67	223.00	Vertical	Horizontal	Pass

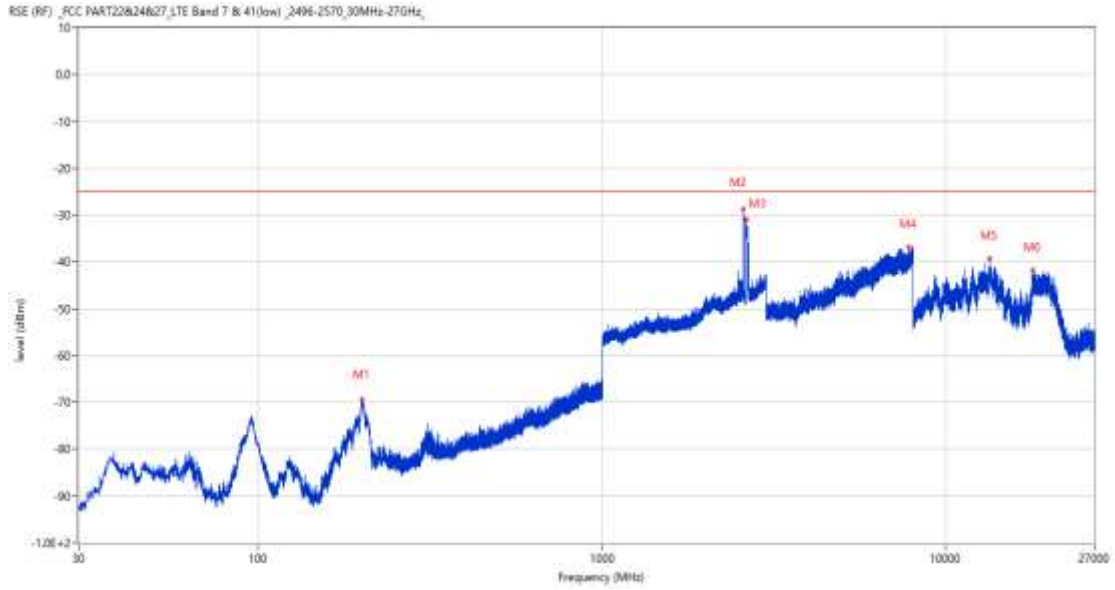
18.4 CA_7C 20MHz+20MHz, QPSK, Low Channel

RSE-H&H CH20850 20M RB1 LOW CH21048 20M RB1 HIGH



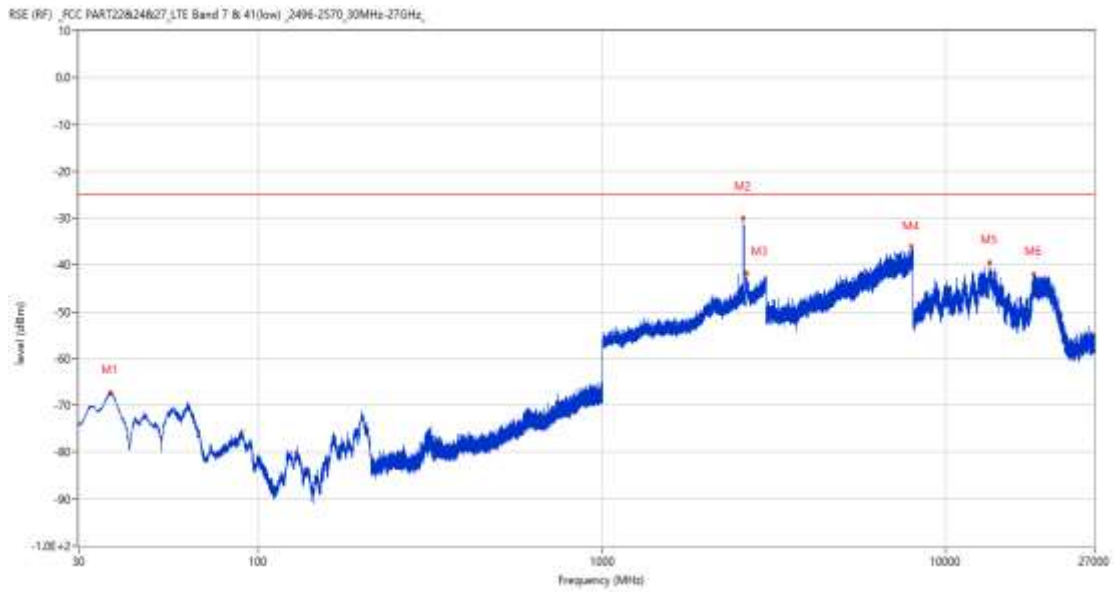
Frequency (MHz)	Result (dBm)	Factor (dB)	PK Limit (dBm)	Over Limit (dB)	Table (o)	ANT	EUT	Verdict
322.067	-69.21	-11.13	-25.0	-44.21	243.00	Horizontal	Horizontal	Pass
2577.200	-31.33	9.00	-25.0	-6.33	339.00	Horizontal	Horizontal	N/A
2629.000	-36.18	7.93	-25.0	-11.18	333.00	Horizontal	Horizontal	N/A
7946.500	-36.92	18.80	-25.0	-11.92	1.00	Horizontal	Horizontal	Pass
13360.838	-39.61	16.64	-25.0	-14.61	95.00	Horizontal	Horizontal	Pass
18554.849	-41.88	12.88	-25.0	-16.88	345.00	Horizontal	Horizontal	Pass

RSE-H&V CH20850 20M RB1 LOW CH21048 20M RB1 HIGH



Frequency (MHz)	Result (dBm)	Factor (dB)	PK Limit (dBm)	Over Limit (dB)	Table (o)	ANT	EUT	Verdict
200.526	-69.41	-15.59	-25.0	-44.41	29.00	Horizontal	Vertical	Pass
2577.300	-28.70	8.99	-25.0	-3.70	218.00	Horizontal	Vertical	N/A
2627.600	-31.05	7.91	-25.0	-6.05	230.00	Horizontal	Vertical	N/A
7789.250	-36.84	18.31	-25.0	-11.84	73.00	Horizontal	Vertical	Pass
13380.000	-39.40	16.82	-25.0	-14.40	139.00	Horizontal	Vertical	Pass
17920.463	-41.84	13.38	-25.0	-16.84	3.00	Horizontal	Vertical	Pass

RSE-V&V CH20850 20M RB1 LOW CH21048 20M RB1 HIGH



Frequency (MHz)	Result (dBm)	Factor (dB)	PK Limit (dBm)	Over Limit (dB)	Table (o)	ANT	EUT	Verdict
37.032	-67.30	-20.85	-25.0	-42.30	222.00	Vertical	Vertical	Pass
2577.200	-30.08	9.00	-25.0	-5.08	126.00	Vertical	Vertical	N/A
2629.200	-41.78	7.93	-25.0	-16.78	274.00	Vertical	Vertical	N/A
7923.250	-36.05	18.30	-25.0	-11.05	108.00	Vertical	Vertical	Pass
13415.700	-39.53	16.66	-25.0	-14.53	93.00	Vertical	Vertical	Pass
17965.089	-41.89	13.72	-25.0	-16.89	26.00	Vertical	Vertical	Pass

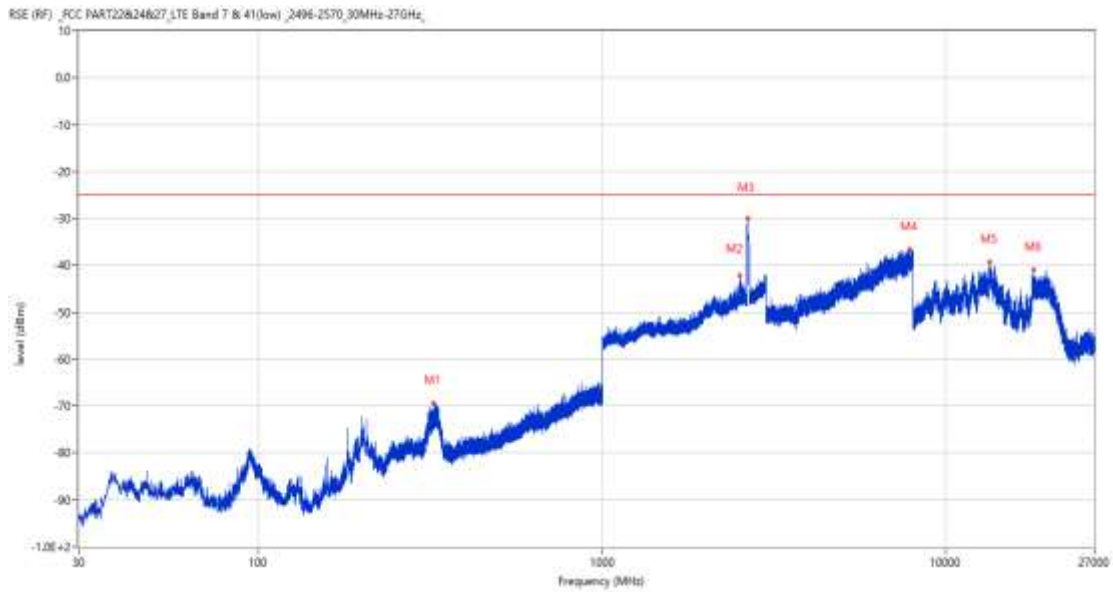
RSE-V&H CH20850 20M RB1 LOW CH21048 20M RB1 HIGH



Frequency (MHz)	Result (dBm)	Factor (dB)	PK Limit (dBm)	Over Limit (dB)	Table (o)	ANT	EUT	Verdict
37.857	-71.28	-20.66	-25.0	-46.28	190.00	Vertical	Horizontal	Pass
332.398	-72.13	-10.43	-25.0	-47.13	114.00	Vertical	Horizontal	Pass
2577.000	-35.66	9.00	-25.0	-10.66	108.00	Vertical	Horizontal	N/A
7930.250	-35.83	18.71	-25.0	-10.83	25.00	Vertical	Horizontal	Pass
13369.763	-39.40	16.73	-25.0	-14.40	0.00	Vertical	Horizontal	Pass
17956.950	-42.23	13.92	-25.0	-17.23	343.00	Vertical	Horizontal	Pass

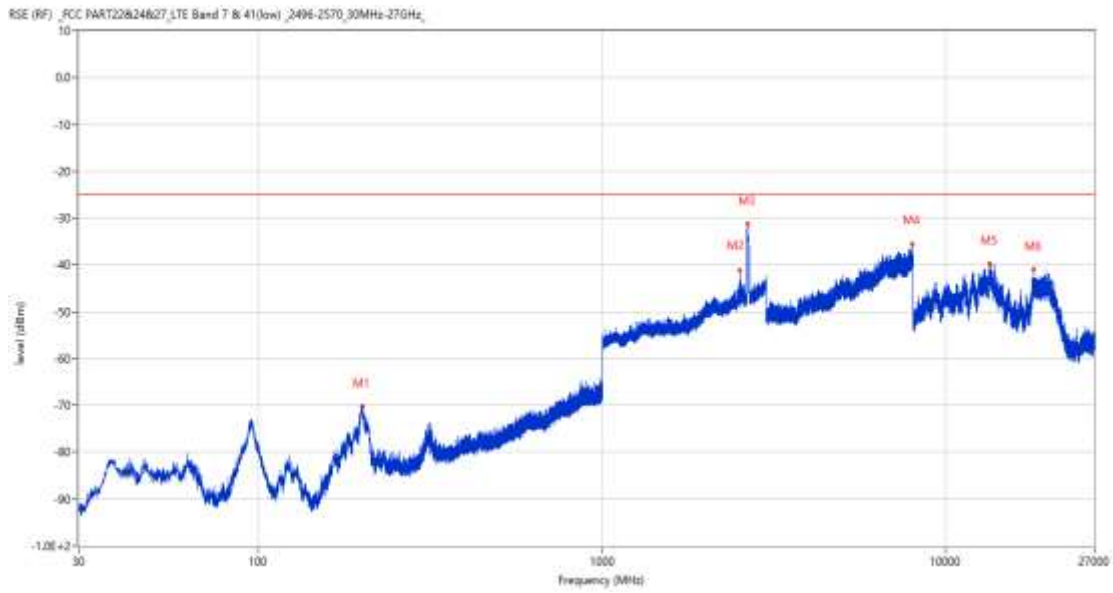
18.5 CA_7C 20MHz+20MHz, QPSK, Middle Channel

RSE-H&H PCC CH21001 BW20 RB1 LOW QPSK SCC CH21199 BW20 RB1 HIGH QPSK



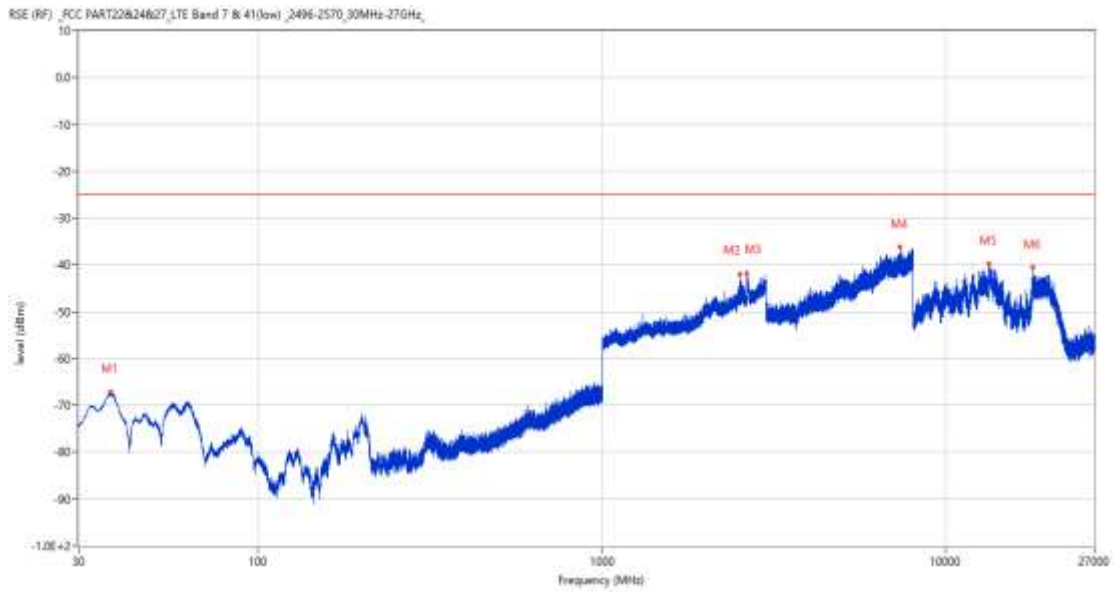
Frequency (MHz)	Result (dBm)	Factor (dB)	PK Limit (dBm)	Over Limit (dB)	Table (o)	ANT	EUT	Verdict
323.086	-69.42	-11.00	-25.0	-44.42	245.00	Horizontal	Horizontal	Pass
2516.700	-42.28	8.89	-25.0	-17.28	75.00	Horizontal	Horizontal	N/A
2644.800	-29.95	8.51	-25.0	-4.95	226.00	Horizontal	Horizontal	N/A
7818.000	-36.60	17.82	-25.0	-11.60	24.00	Horizontal	Horizontal	Pass
13391.813	-39.36	16.93	-25.0	-14.36	28.00	Horizontal	Horizontal	Pass
17970.864	-41.05	13.57	-25.0	-16.05	231.00	Horizontal	Horizontal	Pass

RSE-H&V PCC CH21001 BW20 RB1 LOW QPSK SCC CH21199 BW20 RB1 HIGH QPSK



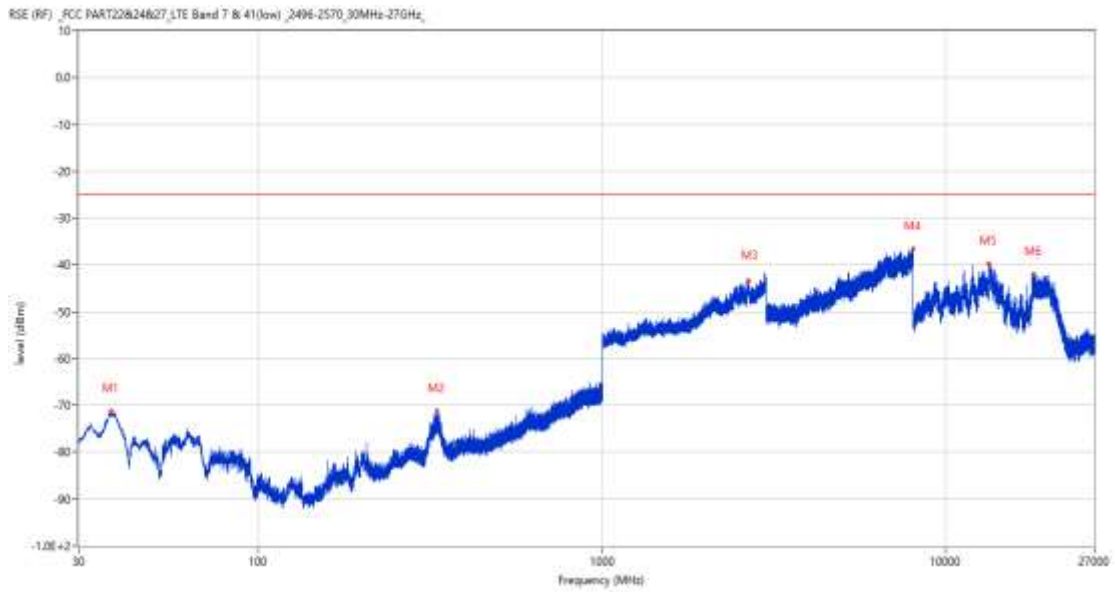
Frequency (MHz)	Result (dBm)	Factor (dB)	PK Limit (dBm)	Over Limit (dB)	Table (o)	ANT	EUT	Verdict
200.332	-70.10	-15.59	-25.0	-45.10	181.00	Horizontal	Vertical	Pass
2517.000	-41.21	8.89	-25.0	-16.21	194.00	Horizontal	Vertical	N/A
2649.600	-31.27	8.80	-25.0	-6.27	262.00	Horizontal	Vertical	N/A
7992.500	-35.55	18.51	-25.0	-10.55	221.00	Horizontal	Vertical	Pass
13386.299	-39.78	16.88	-25.0	-14.78	21.00	Horizontal	Vertical	Pass
17927.813	-40.95	13.56	-25.0	-15.95	161.00	Horizontal	Vertical	Pass

RSE-V&V PCC CH21001 BW20 RB1 LOW QPSK SCC CH21199 BW20 RB1 HIGH QPSK



Frequency (MHz)	Result (dBm)	Factor (dB)	PK Limit (dBm)	Over Limit (dB)	Table (o)	ANT	EUT	Verdict
37.032	-67.12	-20.85	-25.0	-42.12	223.00	Vertical	Vertical	Pass
2517.100	-42.00	8.89	-25.0	-17.00	119.00	Vertical	Vertical	N/A
2638.100	-41.88	8.87	-25.0	-16.88	271.00	Vertical	Vertical	N/A
7337.250	-36.26	17.15	-25.0	-11.26	59.00	Vertical	Vertical	Pass
13347.713	-39.79	16.45	-25.0	-14.79	298.00	Vertical	Vertical	Pass
17913.637	-40.46	13.22	-25.0	-15.46	93.00	Vertical	Vertical	Pass

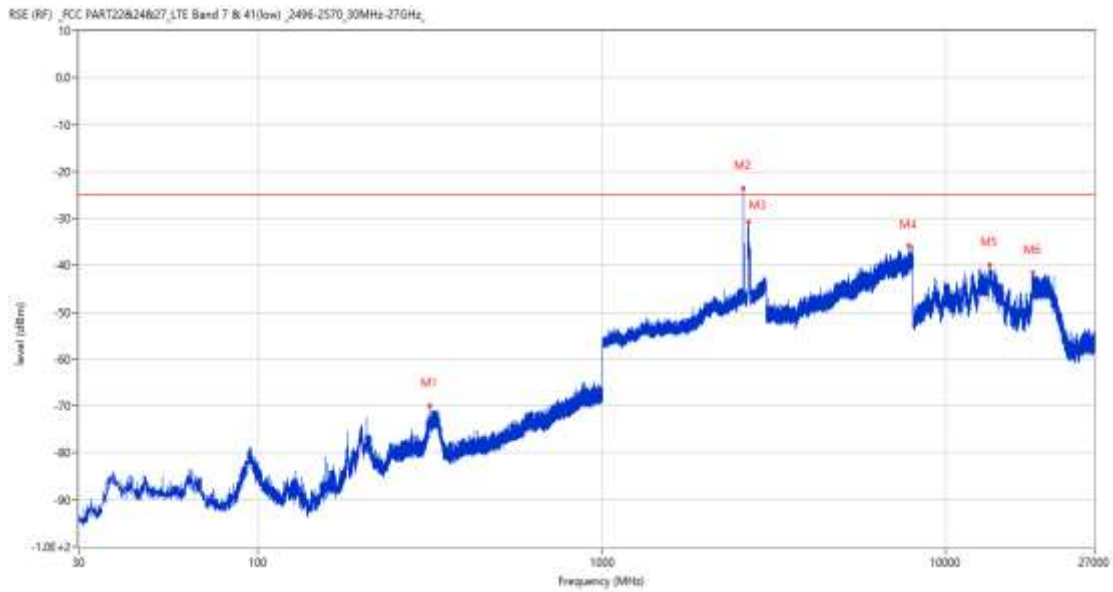
RSE-V&H PCC CH21001 BW20 RB1 LOW QPSK SCC CH21199 BW20 RB1 HIGH QPSK



Frequency (MHz)	Result (dBm)	Factor (dB)	PK Limit (dBm)	Over Limit (dB)	Table (o)	ANT	EUT	Verdict
37.372	-71.21	-20.74	-25.0	-46.21	224.00	Vertical	Horizontal	Pass
330.458	-71.14	-10.53	-25.0	-46.14	91.00	Vertical	Horizontal	Pass
2665.700	-43.45	9.20	-25.0	-18.45	248.00	Vertical	Horizontal	N/A
7997.000	-36.55	18.84	-25.0	-11.55	0.00	Vertical	Horizontal	Pass
13343.250	-39.82	16.27	-25.0	-14.82	275.00	Vertical	Horizontal	Pass
17939.364	-42.07	13.83	-25.0	-17.07	0.00	Vertical	Horizontal	Pass

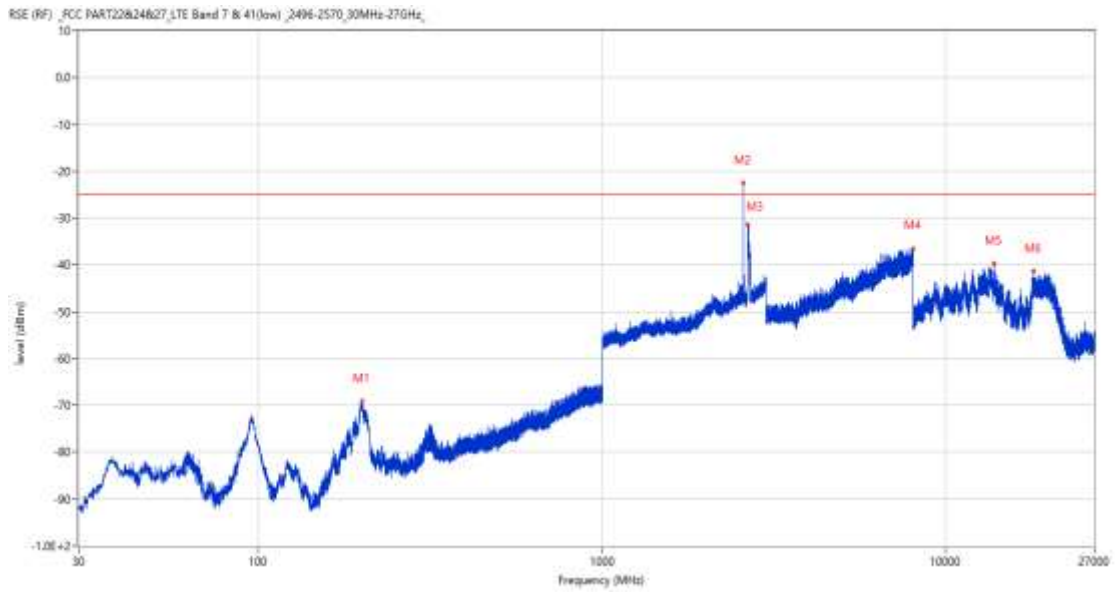
18.6 CA_7C 20MHz+20MHz, QPSK, High Channel

RSE-H&H PCC CH21152 BW20 RB1 LOW QPSK SCC CH21350 BW20 RB1 HIGH QPSK



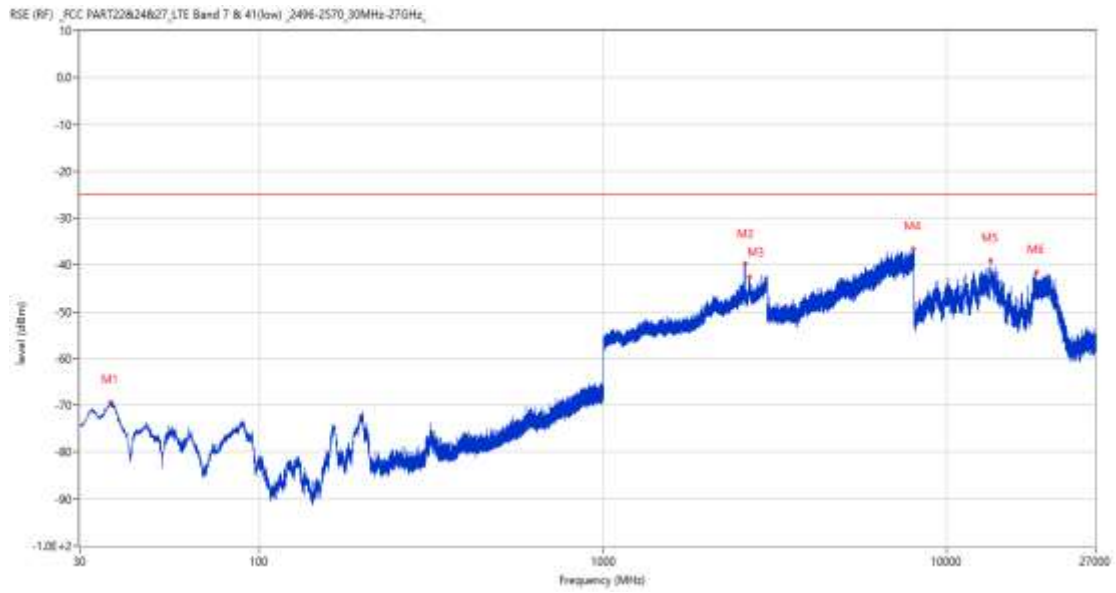
Frequency (MHz)	Result (dBm)	Factor (dB)	PK Limit (dBm)	Over Limit (dB)	Table (o)	ANT	EUT	Verdict
315.568	-69.96	-11.40	-25.0	-44.96	249.00	Horizontal	Horizontal	Pass
2576.400	-23.47	9.00	-25.0	1.53	356.00	Horizontal	Horizontal	N/A
2656.000	-30.83	8.45	-25.0	-5.83	226.00	Horizontal	Horizontal	N/A
7764.000	-35.71	17.65	-25.0	-10.71	0.00	Horizontal	Horizontal	Pass
13359.526	-40.02	16.63	-25.0	-15.02	273.00	Horizontal	Horizontal	Pass
17838.301	-41.50	12.16	-25.0	-16.50	2.00	Horizontal	Horizontal	Pass

RSE-H&V PCC CH21152 BW20 RB1 LOW QPSK SCC CH21350 BW20 RB1 HIGH QPSK



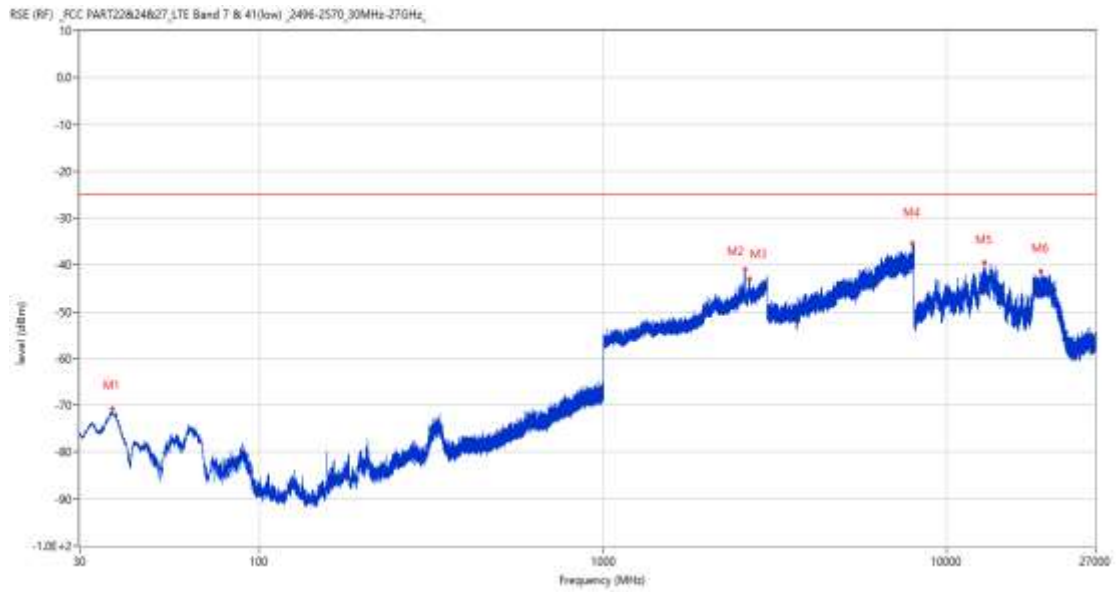
Frequency (MHz)	Result (dBm)	Factor (dB)	PK Limit (dBm)	Over Limit (dB)	Table (o)	ANT	EUT	Verdict
199.750	-69.04	-15.59	-25.0	-44.04	41.00	Horizontal	Vertical	Pass
2576.700	-22.46	9.00	-25.0	2.54	190.00	Horizontal	Vertical	N/A
2652.600	-31.41	8.60	-25.0	-6.41	258.00	Horizontal	Vertical	N/A
7995.500	-36.69	18.76	-25.0	-11.69	253.00	Horizontal	Vertical	Pass
13790.287	-39.73	16.36	-25.0	-14.73	-3.00	Horizontal	Vertical	Pass
17965.089	-41.28	13.72	-25.0	-16.28	111.00	Horizontal	Vertical	Pass

RSE-V&V PCC CH21152 BW20 RB1 LOW QPSK SCC CH21350 BW20 RB1 HIGH QPSK



Frequency (MHz)	Result (dBm)	Factor (dB)	PK Limit (dBm)	Over Limit (dB)	Table (o)	ANT	EUT	Verdict
36.887	-69.39	-20.98	-25.0	-44.39	260.00	Vertical	Vertical	Pass
2578.400	-39.72	8.75	-25.0	-14.72	53.00	Vertical	Vertical	N/A
2658.400	-42.70	8.50	-25.0	-17.70	278.00	Vertical	Vertical	N/A
7991.750	-36.58	18.51	-25.0	-11.58	25.00	Vertical	Vertical	Pass
13417.538	-39.15	16.62	-25.0	-14.15	155.00	Vertical	Vertical	Pass
18180.448	-41.60	12.86	-25.0	-16.60	134.00	Vertical	Vertical	Pass

RSE-V&H PCC CH21152 BW20 RB1 LOW QPSK SCC CH21350 BW20 RB1 HIGH QPSK

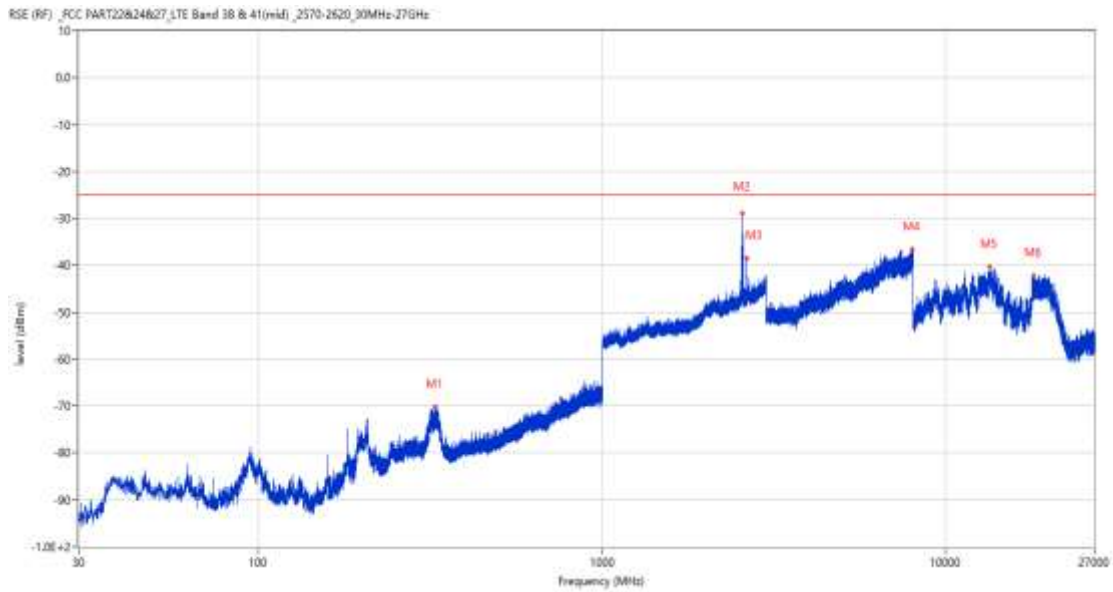


Frequency (MHz)	Result (dBm)	Factor (dB)	PK Limit (dBm)	Over Limit (dB)	Table (o)	ANT	EUT	Verdict
37.324	-70.70	-20.75	-25.0	-45.70	192.00	Vertical	Horizontal	Pass
2578.400	-40.90	8.75	-25.0	-15.90	128.00	Vertical	Horizontal	N/A
2654.700	-43.05	8.39	-25.0	-18.05	141.00	Vertical	Horizontal	N/A
7923.250	-35.37	18.30	-25.0	-10.37	286.00	Vertical	Horizontal	Pass
12879.150	-39.56	15.03	-25.0	-14.56	26.00	Vertical	Horizontal	Pass
18683.099	-41.33	12.88	-25.0	-16.33	63.00	Vertical	Horizontal	Pass

19 CA_38C

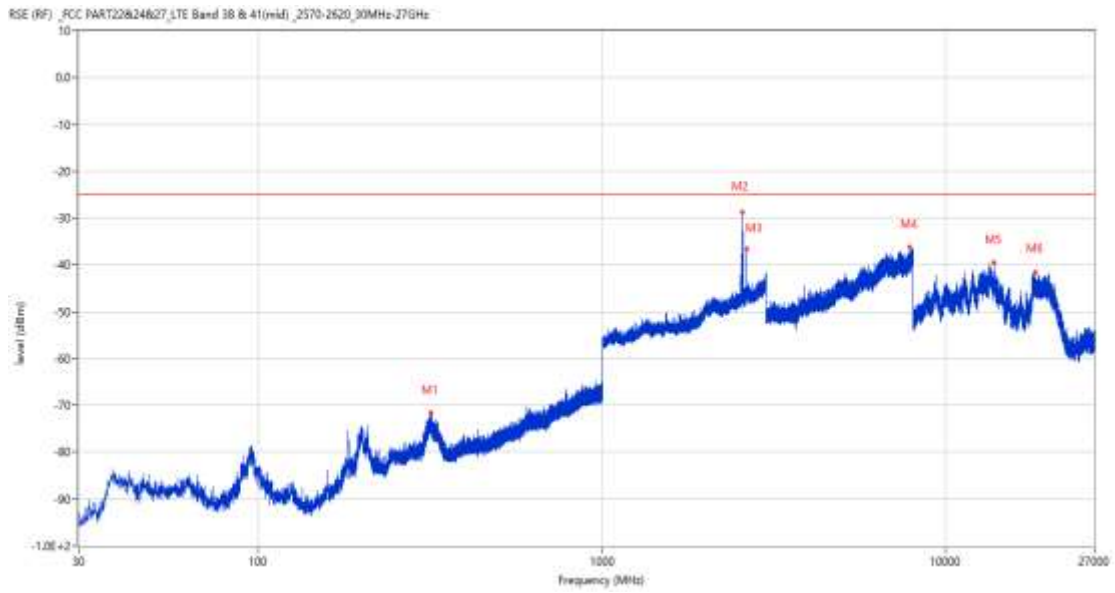
19.1 CA_38C 15MHz+15MHz, QPSK, Low Channel

RSE-H&H PCC CH37825 BW15 RB1 LOW QPSK SCC CH37975 BW15 RB1 HIGH QPSK



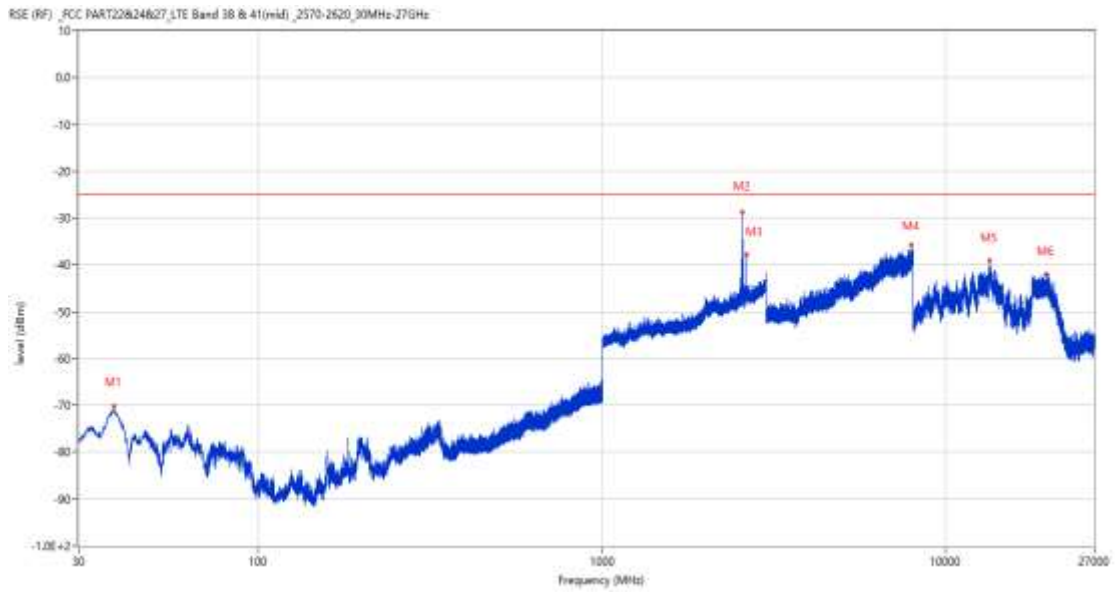
Frequency (MHz)	Result (dBm)	Factor (dB)	PK Limit (dBm)	Over Limit (dB)	Table (o)	ANT	EUT	Verdict
327.111	-70.10	-10.83	-25.0	-45.10	246.00	Horizontal	Horizontal	Pass
2561.900	-28.95	8.27	-25.0	-3.95	9.00	Horizontal	Horizontal	N/A
2628.400	-38.45	9.00	-25.0	-13.45	9.00	Horizontal	Horizontal	N/A
7971.500	-36.59	18.06	-25.0	-11.59	188.00	Horizontal	Horizontal	Pass
13370.025	-40.34	16.73	-25.0	-15.34	3.00	Horizontal	Horizontal	Pass
17950.124	-42.28	14.09	-25.0	-17.28	5.00	Horizontal	Horizontal	Pass

RSE-H&V PCC CH37825 BW15 RB1 LOW QPSK SCC CH37975 BW15 RB1 HIGH QPSK



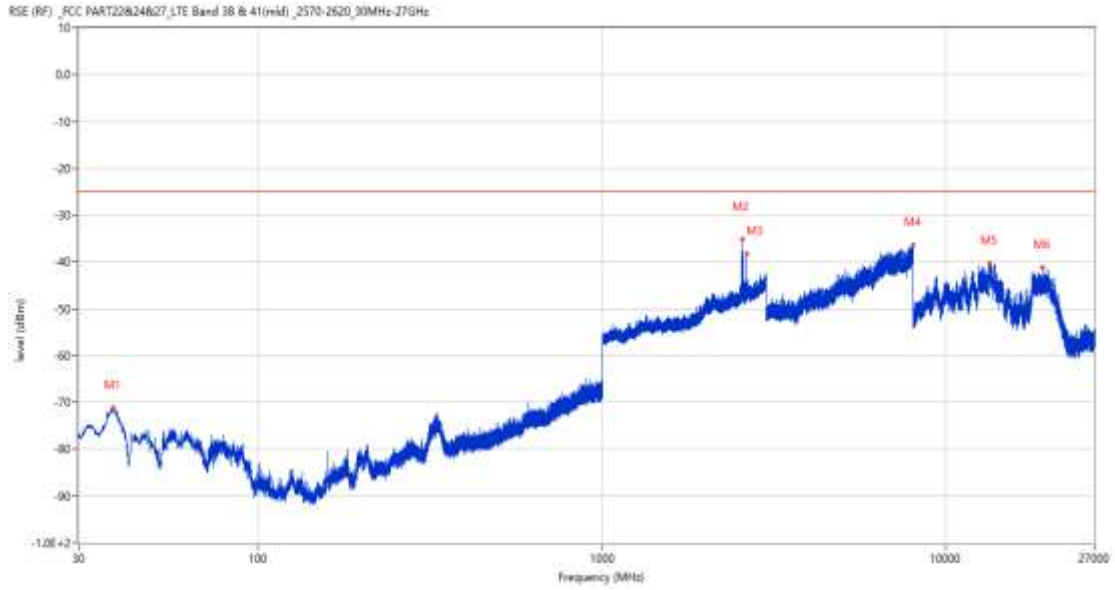
Frequency (MHz)	Result (dBm)	Factor (dB)	PK Limit (dBm)	Over Limit (dB)	Table (o)	ANT	EUT	Verdict
316.829	-71.64	-11.43	-25.0	-46.64	264.00	Horizontal	Vertical	Pass
2557.900	-28.69	8.22	-25.0	-3.69	192.00	Horizontal	Vertical	N/A
2627.000	-36.66	8.98	-25.0	-11.66	0.00	Horizontal	Vertical	N/A
7809.750	-36.20	17.93	-25.0	-11.20	37.00	Horizontal	Vertical	Pass
13796.588	-39.43	16.78	-25.0	-14.43	36.00	Horizontal	Vertical	Pass
18195.300	-41.67	12.86	-25.0	-16.67	297.00	Horizontal	Vertical	Pass

RSE-V&V PCC CH37825 BW15 RB1 LOW QPSK SCC CH37975 BW15 RB1 HIGH QPSK



Frequency (MHz)	Result (dBm)	Factor (dB)	PK Limit (dBm)	Over Limit (dB)	Table (o)	ANT	EUT	Verdict
38.002	-70.20	-20.64	-25.0	-45.20	202.00	Vertical	Vertical	Pass
2557.100	-28.82	8.21	-25.0	-3.82	114.00	Vertical	Vertical	N/A
2627.400	-37.81	8.99	-25.0	-12.81	151.00	Vertical	Vertical	N/A
7937.250	-35.73	18.96	-25.0	-10.73	334.00	Vertical	Vertical	Pass
13378.950	-39.15	16.81	-25.0	-14.15	24.00	Vertical	Vertical	Pass
19498.052	-42.00	12.93	-25.0	-17.00	276.00	Vertical	Vertical	Pass

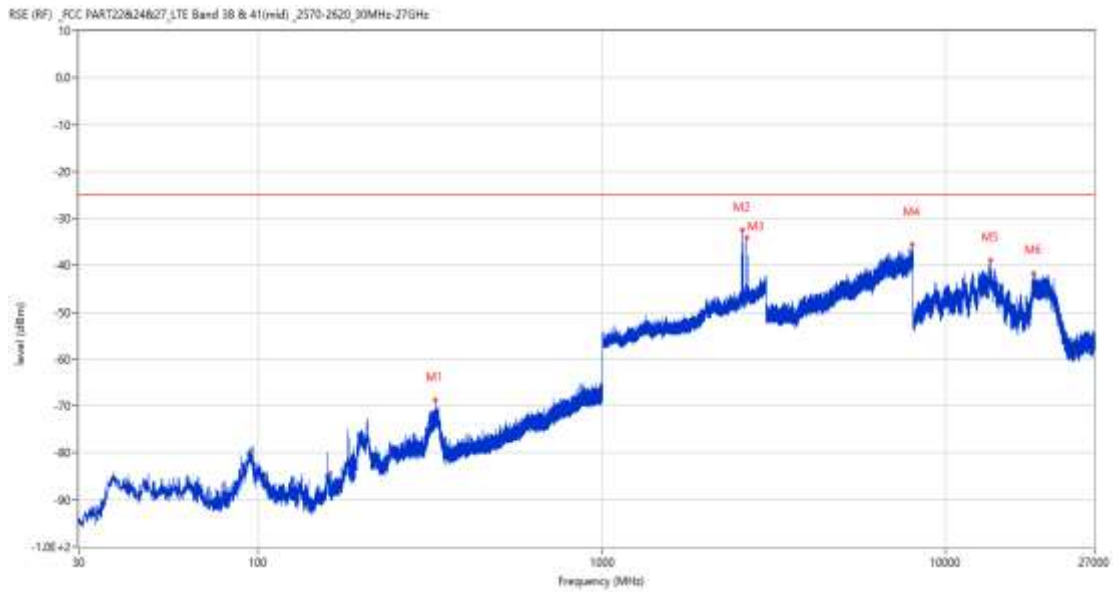
RSE-V&H PCC CH37825 BW15 RB1 LOW QPSK SCC CH37975 BW15 RB1 HIGH QPSK



Frequency (MHz)	Result (dBm)	Factor (dB)	PK Limit (dBm)	Over Limit (dB)	Table (o)	ANT	EUT	Verdict
37.760	-71.23	-20.67	-25.0	-46.23	176.00	Vertical	Horizontal	Pass
2555.700	-35.25	8.19	-25.0	-10.25	126.00	Vertical	Horizontal	N/A
2628.500	-38.34	9.00	-25.0	-13.34	120.00	Vertical	Horizontal	N/A
7993.250	-36.40	18.57	-25.0	-11.40	107.00	Vertical	Horizontal	Pass
13388.662	-40.27	16.90	-25.0	-15.27	118.00	Vertical	Horizontal	Pass
19111.948	-41.27	12.91	-25.0	-16.27	17.00	Vertical	Horizontal	Pass

19.2 CA_38C 15MHz+15MHz, QPSK, Middle Channel

RSE-H&H PCC CH37925 BW15 RB1 LOW QPSK SCC CH38075 BW15 RB1 HIGH



Frequency (MHz)	Result (dBm)	Factor (dB)	PK Limit (dBm)	Over Limit (dB)	Table (o)	ANT	EUT	Verdict
325.656	-68.70	-10.93	-25.0	-43.70	241.00	Horizontal	Horizontal	Pass
2552.600	-32.43	8.31	-25.0	-7.43	132.00	Horizontal	Horizontal	N/A
2638.500	-34.15	9.07	-25.0	-9.15	126.00	Horizontal	Horizontal	N/A
7956.250	-35.66	18.45	-25.0	-10.66	156.00	Horizontal	Horizontal	Pass
13506.787	-38.95	15.44	-25.0	-13.95	61.00	Horizontal	Horizontal	Pass
17936.738	-41.78	13.77	-25.0	-16.78	153.00	Horizontal	Horizontal	Pass

RSE-H&V PCC CH37925 BW15 RB1 LOW QPSK SCC CH38075 BW15 RB1 HIGH



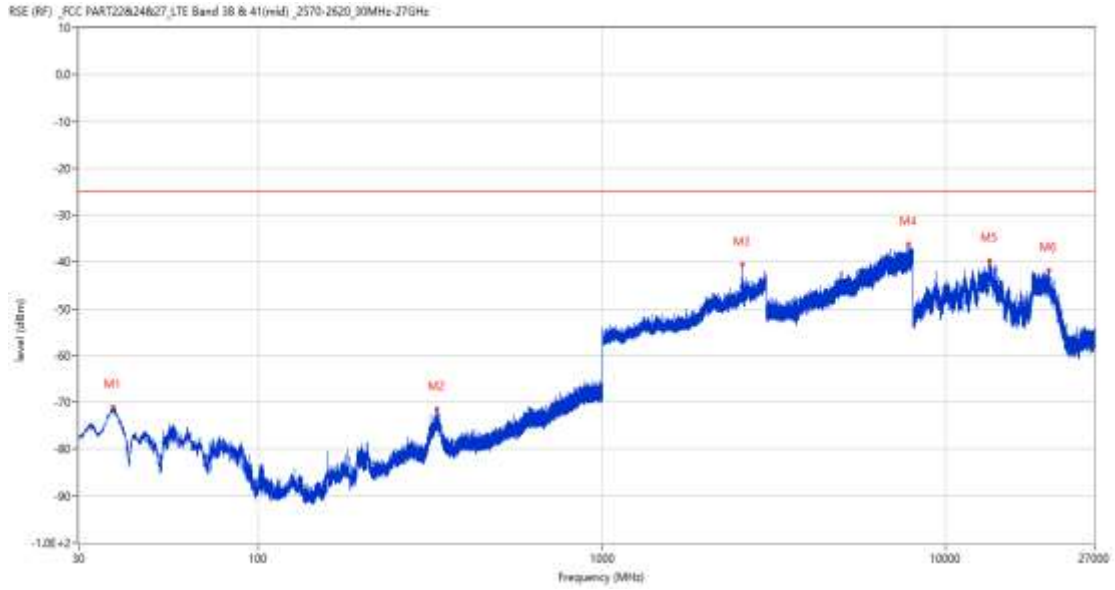
Frequency (MHz)	Result (dBm)	Factor (dB)	PK Limit (dBm)	Over Limit (dB)	Table (o)	ANT	EUT	Verdict
314.501	-71.26	-11.52	-25.0	-46.26	246.00	Horizontal	Vertical	Pass
2561.200	-34.38	8.26	-25.0	-9.38	0.00	Horizontal	Vertical	N/A
2638.900	-40.19	9.04	-25.0	-15.19	217.00	Horizontal	Vertical	N/A
7996.500	-36.59	18.80	-25.0	-11.59	92.00	Horizontal	Vertical	Pass
13798.688	-40.35	16.92	-25.0	-15.35	47.00	Horizontal	Vertical	Pass
19503.000	-41.54	12.93	-25.0	-16.54	360.00	Horizontal	Vertical	Pass

RSE-V&V PCC CH37925 BW15 RB1 LOW QPSK SCC CH38075 BW15 RB1 HIGH



Frequency (MHz)	Result (dBm)	Factor (dB)	PK Limit (dBm)	Over Limit (dB)	Table (o)	ANT	EUT	Verdict
37.324	-70.68	-20.75	-25.0	-45.68	346.00	Vertical	Vertical	Pass
2552.100	-36.69	8.23	-25.0	-11.69	106.00	Vertical	Vertical	N/A
2634.700	-38.56	8.82	-25.0	-13.56	119.00	Vertical	Vertical	N/A
7931.750	-36.15	18.77	-25.0	-11.15	3.00	Vertical	Vertical	Pass
13399.950	-39.97	17.01	-25.0	-14.97	206.00	Vertical	Vertical	Pass
18442.801	-41.57	12.87	-25.0	-16.57	247.00	Vertical	Vertical	Pass

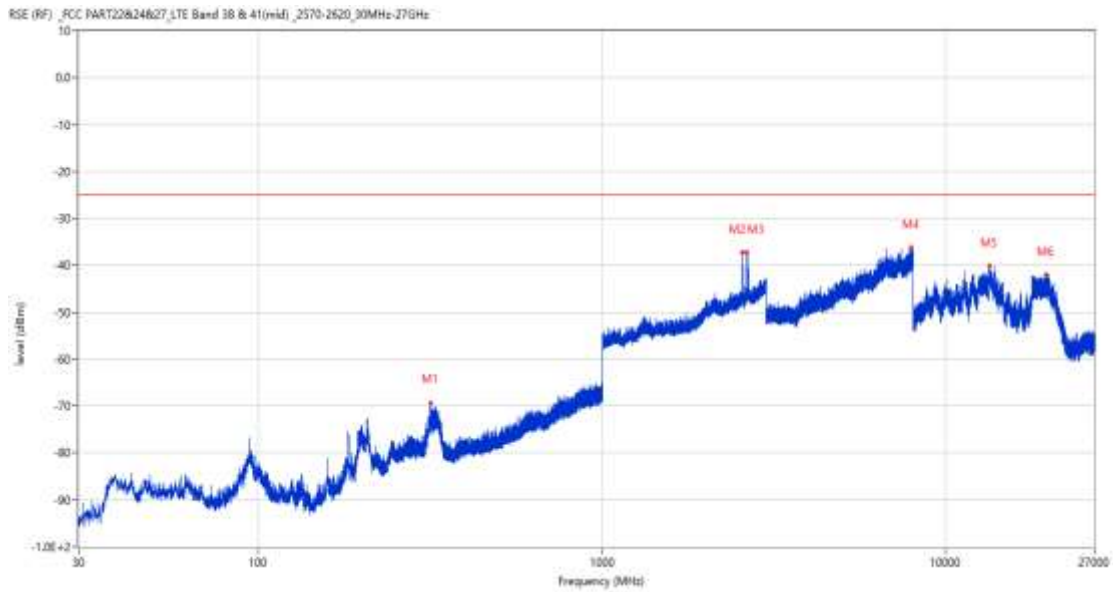
RSE-V&H PCC CH37925 BW15 RB1 LOW QPSK SCC CH38075 BW15 RB1 HIGH



Frequency (MHz)	Result (dBm)	Factor (dB)	PK Limit (dBm)	Over Limit (dB)	Table (o)	ANT	EUT	Verdict
37.857	-71.00	-20.66	-25.0	-46.00	238.00	Vertical	Horizontal	Pass
330.361	-71.50	-10.55	-25.0	-46.50	100.00	Vertical	Horizontal	Pass
2561.000	-40.64	8.26	-25.0	-15.64	327.00	Vertical	Horizontal	N/A
7796.750	-36.10	18.11	-25.0	-11.10	302.00	Vertical	Horizontal	Pass
13408.612	-39.74	16.82	-25.0	-14.74	299.00	Vertical	Horizontal	Pass
19837.800	-41.74	12.94	-25.0	-16.74	315.00	Vertical	Horizontal	Pass

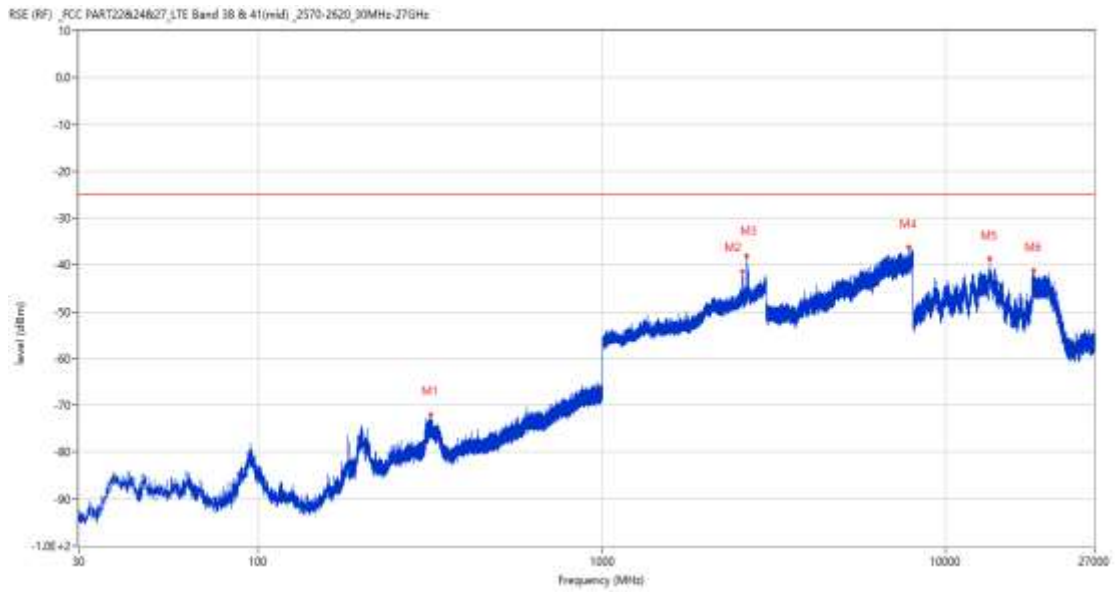
19.3 CA_38C 15MHz+15MHz, QPSK, High Channel

RSE-H&H PCC CH38025 BW15 RB1 LOW QPSK SCC CH38175 BW15 RB1 HIGH QPSK



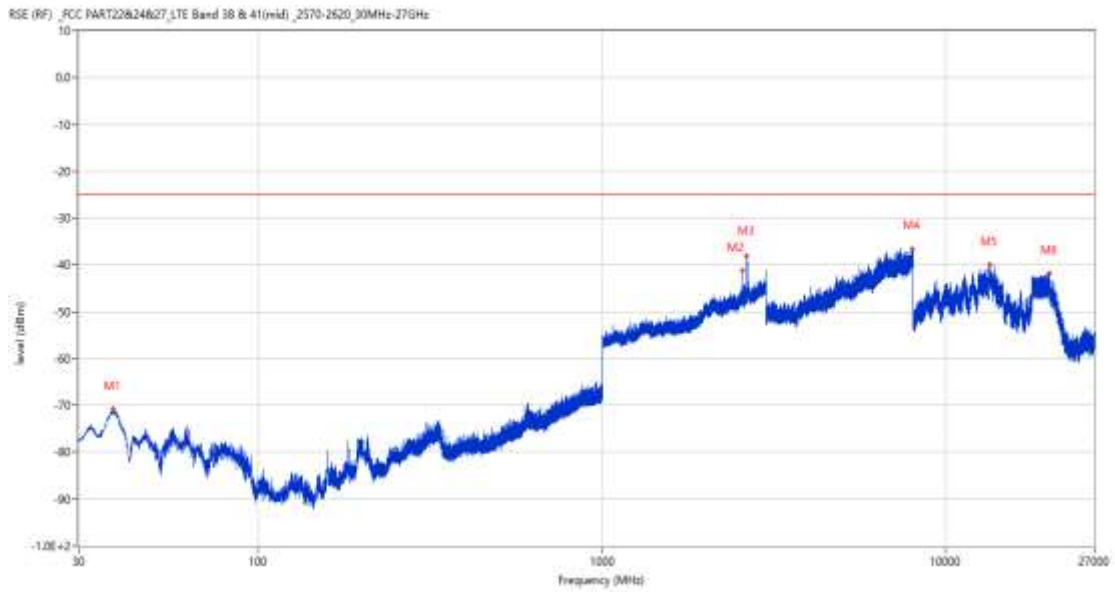
Frequency (MHz)	Result (dBm)	Factor (dB)	PK Limit (dBm)	Over Limit (dB)	Table (o)	ANT	EUT	Verdict
316.490	-69.26	-11.47	-25.0	-44.26	233.00	Horizontal	Horizontal	Pass
2559.500	-37.18	8.24	-25.0	-12.18	59.00	Horizontal	Horizontal	N/A
2627.300	-37.29	8.99	-25.0	-12.29	0.00	Horizontal	Horizontal	N/A
7931.750	-36.30	18.77	-25.0	-11.30	236.00	Horizontal	Horizontal	Pass
13397.850	-40.14	16.99	-25.0	-15.14	253.00	Horizontal	Horizontal	Pass
19515.150	-41.93	12.93	-25.0	-16.93	360.00	Horizontal	Horizontal	Pass

RSE-H&V PCC CH38025 BW15 RB1 LOW QPSK SCC CH38175 BW15 RB1 HIGH QPSK



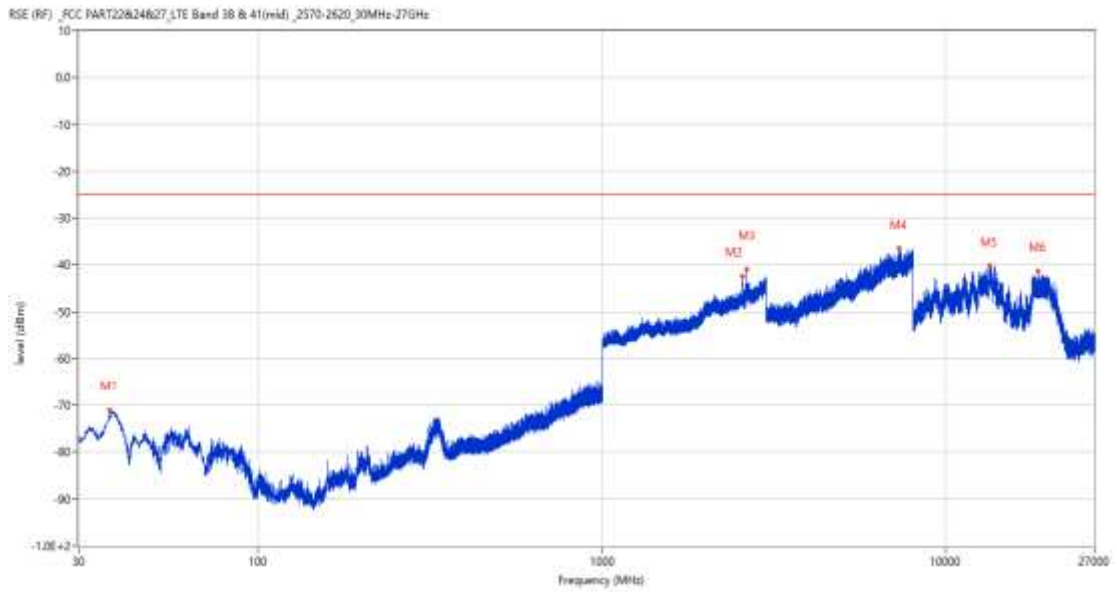
Frequency (MHz)	Result (dBm)	Factor (dB)	PK Limit (dBm)	Over Limit (dB)	Table (o)	ANT	EUT	Verdict
316.490	-71.93	-11.47	-25.0	-46.93	238.00	Horizontal	Vertical	Pass
2560.200	-41.41	8.25	-25.0	-16.41	224.00	Horizontal	Vertical	N/A
2629.700	-38.07	9.01	-25.0	-13.07	218.00	Horizontal	Vertical	N/A
7772.750	-36.21	17.97	-25.0	-11.21	252.00	Horizontal	Vertical	Pass
13399.950	-38.76	17.01	-25.0	-13.76	22.00	Horizontal	Vertical	Pass
17940.677	-41.10	13.87	-25.0	-16.10	275.00	Horizontal	Vertical	Pass

RSE-V&V PCC CH38025 BW15 RB1 LOW QPSK SCC CH38175 BW15 RB1 HIGH QPSK



Frequency (MHz)	Result (dBm)	Factor (dB)	PK Limit (dBm)	Over Limit (dB)	Table (o)	ANT	EUT	Verdict
37.760	-70.80	-20.67	-25.0	-45.80	275.00	Vertical	Vertical	Pass
2559.300	-41.10	8.24	-25.0	-16.10	3.00	Vertical	Vertical	N/A
2638.600	-38.02	9.06	-25.0	-13.02	101.00	Vertical	Vertical	N/A
7953.750	-36.66	18.53	-25.0	-11.66	186.00	Vertical	Vertical	Pass
13398.375	-39.99	16.99	-25.0	-14.99	321.00	Vertical	Vertical	Pass
20003.400	-41.71	12.95	-25.0	-16.71	183.00	Vertical	Vertical	Pass

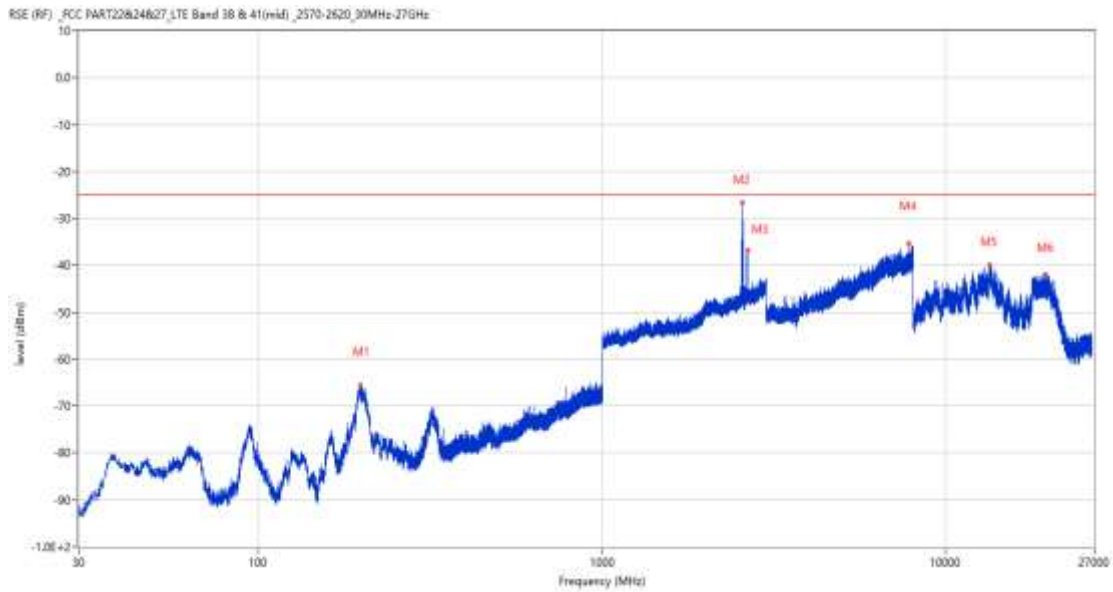
RSE-V&H PCC CH38025 BW15 RB1 LOW QPSK SCC CH38175 BW15 RB1 HIGH QPSK



Frequency (MHz)	Result (dBm)	Factor (dB)	PK Limit (dBm)	Over Limit (dB)	Table (o)	ANT	EUT	Verdict
36.887	-70.90	-20.98	-25.0	-45.90	195.00	Vertical	Horizontal	Pass
2558.900	-42.47	8.23	-25.0	-17.47	122.00	Vertical	Horizontal	N/A
2629.900	-40.97	9.01	-25.0	-15.97	122.00	Vertical	Horizontal	N/A
7305.250	-36.50	16.72	-25.0	-11.50	360.00	Vertical	Horizontal	Pass
13363.724	-40.21	16.67	-25.0	-15.21	208.00	Vertical	Horizontal	Pass
18477.449	-41.46	12.87	-25.0	-16.46	254.00	Vertical	Horizontal	Pass

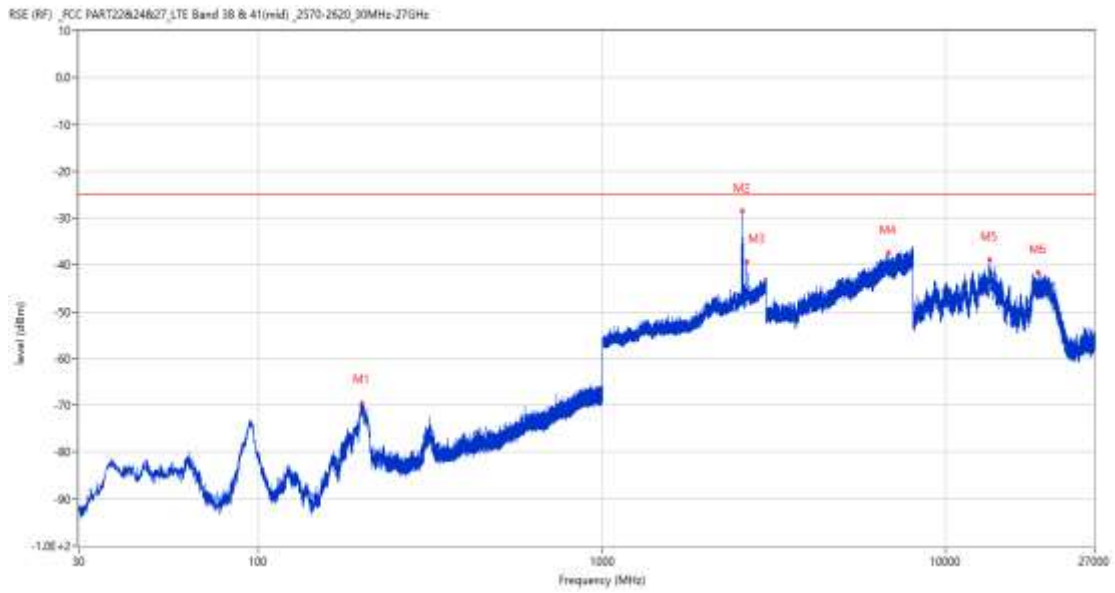
19.4 CA_38C 20MHz+20MHz, QPSK, Low Channel

RSE-H&H PCC CH37850 BW20 RB1 LOW QPSK SCC CH38048 BW20 RB1 HIGH QPSK



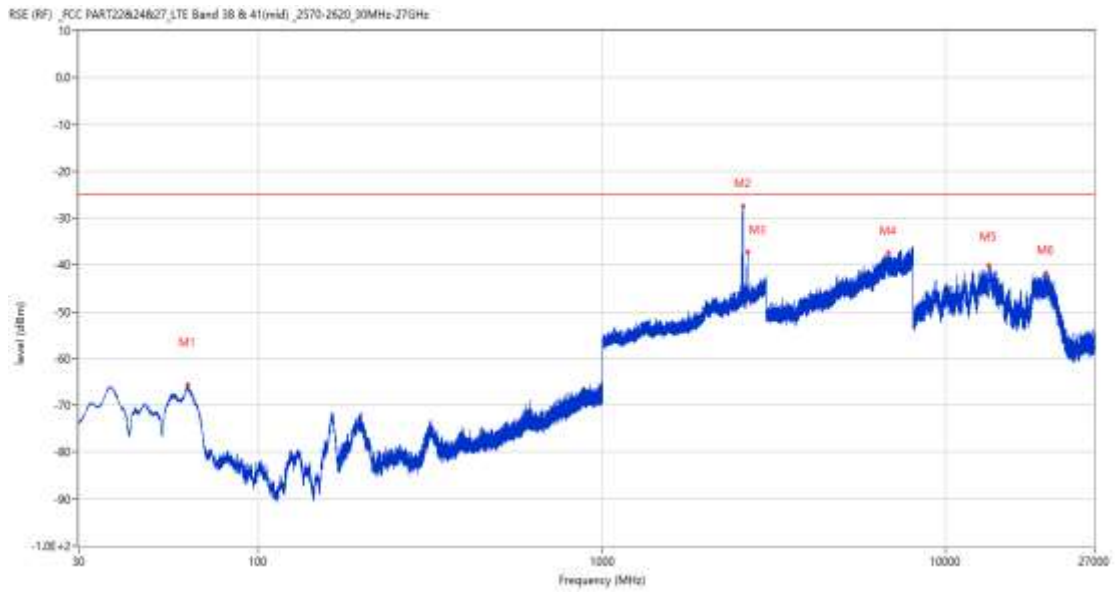
Frequency (MHz)	Result (dBm)	Factor (dB)	PK Limit (dBm)	Over Limit (dB)	Table (o)	ANT	EUT	Verdict
197.907	-65.67	-15.69	-25.0	-40.67	25.00	Horizontal	Horizontal	Pass
2558.600	-26.75	8.23	-25.0	-1.75	11.00	Horizontal	Horizontal	N/A
2646.600	-36.83	9.20	-25.0	-11.83	53.00	Horizontal	Horizontal	N/A
7788.500	-35.46	18.26	-25.0	-10.46	247.00	Horizontal	Horizontal	Pass
13374.224	-39.97	16.77	-25.0	-14.97	15.00	Horizontal	Horizontal	Pass
19544.449	-41.99	12.93	-25.0	-16.99	250.00	Horizontal	Horizontal	Pass

RSE-H&V PCC CH37850 BW20 RB1 LOW QPSK SCC CH38048 BW20 RB1 HIGH QPSK



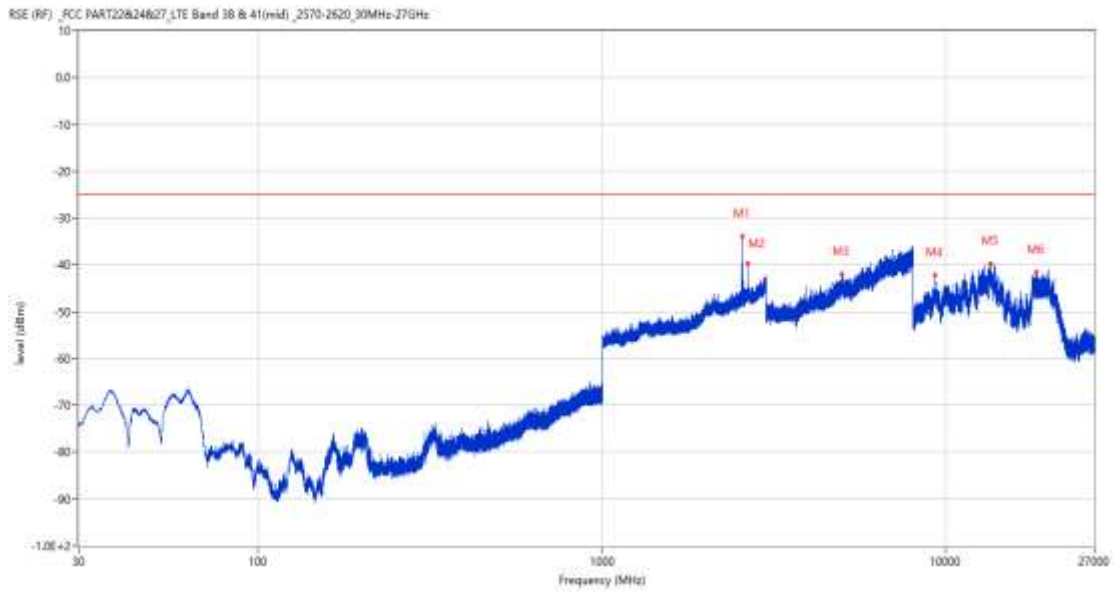
Frequency (MHz)	Result (dBm)	Factor (dB)	PK Limit (dBm)	Over Limit (dB)	Table (o)	ANT	EUT	Verdict
200.041	-69.46	-15.58	-25.0	-44.46	39.00	Horizontal	Vertical	Pass
2561.500	-28.55	8.27	-25.0	-3.55	345.00	Horizontal	Vertical	N/A
2632.000	-39.29	9.03	-25.0	-14.29	113.00	Horizontal	Vertical	N/A
6787.500	-37.47	16.39	-25.0	-12.47	317.00	Horizontal	Vertical	Pass
13372.912	-38.95	16.76	-25.0	-13.95	0.00	Horizontal	Vertical	Pass
18464.401	-41.65	12.87	-25.0	-16.65	1.00	Horizontal	Vertical	Pass

RSE-V&V PCC CH37850 BW20 RB1 LOW QPSK SCC CH38048 BW20 RB1 HIGH QPSK



Frequency (MHz)	Result (dBm)	Factor (dB)	PK Limit (dBm)	Over Limit (dB)	Table (o)	ANT	EUT	Verdict
62.204	-65.61	-16.08	-25.0	-40.61	101.00	Vertical	Vertical	Pass
2562.500	-27.59	8.28	-25.0	-2.59	169.00	Vertical	Vertical	N/A
2647.300	-37.23	9.23	-25.0	-12.23	163.00	Vertical	Vertical	N/A
6783.000	-37.53	16.28	-25.0	-12.53	0.00	Vertical	Vertical	Pass
13343.776	-40.21	16.29	-25.0	-15.21	222.00	Vertical	Vertical	Pass
19550.251	-41.81	12.93	-25.0	-16.81	275.00	Vertical	Vertical	Pass

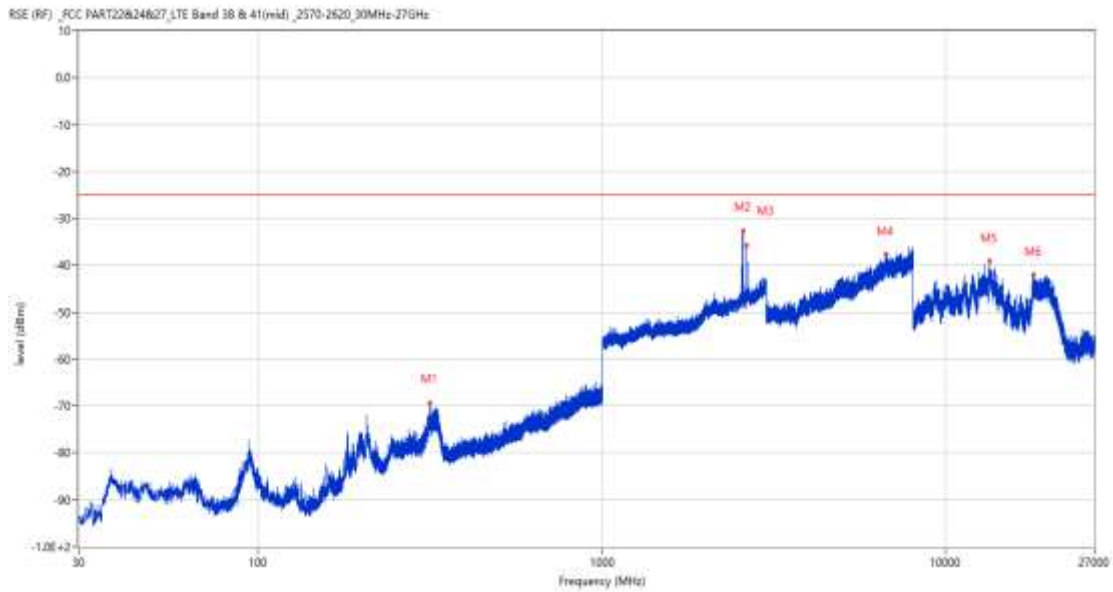
RSE-V&H PCC CH37850 BW20 RB1 LOW QPSK SCC CH38048 BW20 RB1 HIGH QPSK



Frequency (MHz)	Result (dBm)	Factor (dB)	PK Limit (dBm)	Over Limit (dB)	Table (o)	ANT	EUT	Verdict
2558.600	-33.93	8.23	-25.0	-8.93	360.00	Vertical	Horizontal	N/A
2646.400	-39.63	9.18	-25.0	-14.63	346.00	Vertical	Horizontal	N/A
4961.750	-42.07	13.13	-25.0	-17.07	0.00	Vertical	Horizontal	Pass
9296.275	-42.14	13.44	-25.0	-17.14	3.00	Vertical	Horizontal	Pass
13429.613	-39.80	16.36	-25.0	-14.80	40.00	Vertical	Horizontal	Pass
18251.999	-41.57	12.86	-25.0	-16.57	320.00	Vertical	Horizontal	Pass

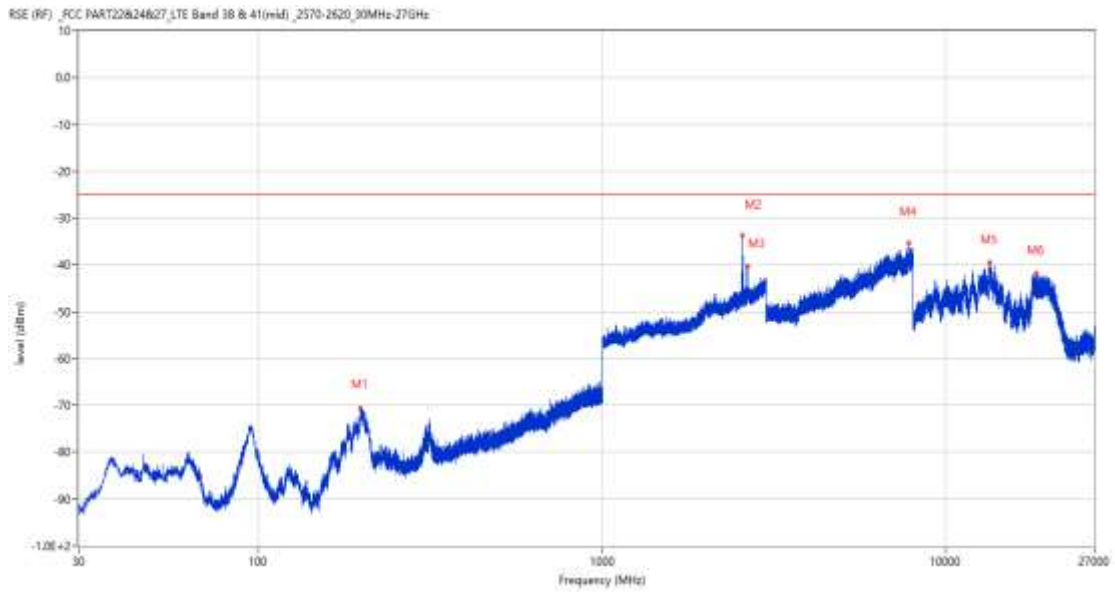
19.5 CA_38C 20MHz+20MHz, QPSK, Middle Channel

RSE-H&H PCC CH37901 BW20 RB1 LOW QPSK SCC CH38099 BW20 RB1 HIGH QPSK



Frequency (MHz)	Result (dBm)	Factor (dB)	PK Limit (dBm)	Over Limit (dB)	Table (o)	ANT	EUT	Verdict
315.083	-69.26	-11.44	-25.0	-44.26	219.00	Horizontal	Horizontal	Pass
2563.100	-32.57	8.29	-25.0	-7.57	155.00	Horizontal	Horizontal	N/A
2632.100	-35.85	9.03	-25.0	-10.85	357.00	Horizontal	Horizontal	N/A
6697.500	-37.67	16.90	-25.0	-12.67	81.00	Horizontal	Horizontal	Pass
13373.963	-39.02	16.77	-25.0	-14.02	360.00	Horizontal	Horizontal	Pass
17965.349	-42.03	13.71	-25.0	-17.03	40.00	Horizontal	Horizontal	Pass

RSE-H&V PCC CH37901 BW20 RB1 LOW QPSK SCC CH38099 BW20 RB1 HIGH QPSK



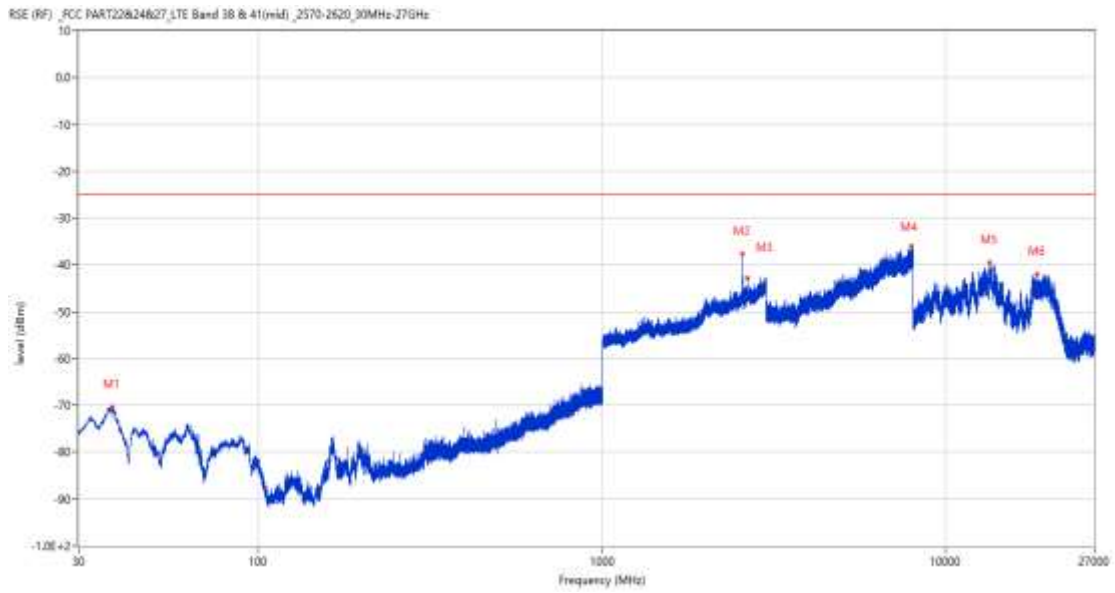
Frequency (MHz)	Result (dBm)	Factor (dB)	PK Limit (dBm)	Over Limit (dB)	Table (o)	ANT	EUT	Verdict
198.004	-70.49	-15.70	-25.0	-45.49	220.00	Horizontal	Vertical	Pass
2555.300	-33.79	8.19	-25.0	-8.79	213.00	Horizontal	Vertical	N/A
2652.100	-40.30	8.83	-25.0	-15.30	219.00	Horizontal	Vertical	N/A
7775.250	-35.34	18.10	-25.0	-10.34	39.00	Horizontal	Vertical	Pass
13369.763	-39.56	16.73	-25.0	-14.56	152.00	Horizontal	Vertical	Pass
18262.350	-41.71	12.86	-25.0	-16.71	360.00	Horizontal	Vertical	Pass

RSE-V&V PCC CH37901 BW20 RB1 LOW QPSK SCC CH38099 BW20 RB1 HIGH QPSK



Frequency (MHz)	Result (dBm)	Factor (dB)	PK Limit (dBm)	Over Limit (dB)	Table (o)	ANT	EUT	Verdict
62.204	-67.50	-16.08	-25.0	-42.50	76.00	Vertical	Vertical	Pass
2556.900	-34.36	8.21	-25.0	-9.36	103.00	Vertical	Vertical	N/A
2652.300	-36.29	8.83	-25.0	-11.29	84.00	Vertical	Vertical	N/A
7941.000	-35.49	18.97	-25.0	-10.49	340.00	Vertical	Vertical	Pass
13372.912	-39.91	16.76	-25.0	-14.91	222.00	Vertical	Vertical	Pass
18185.400	-41.66	12.86	-25.0	-16.66	299.00	Vertical	Vertical	Pass

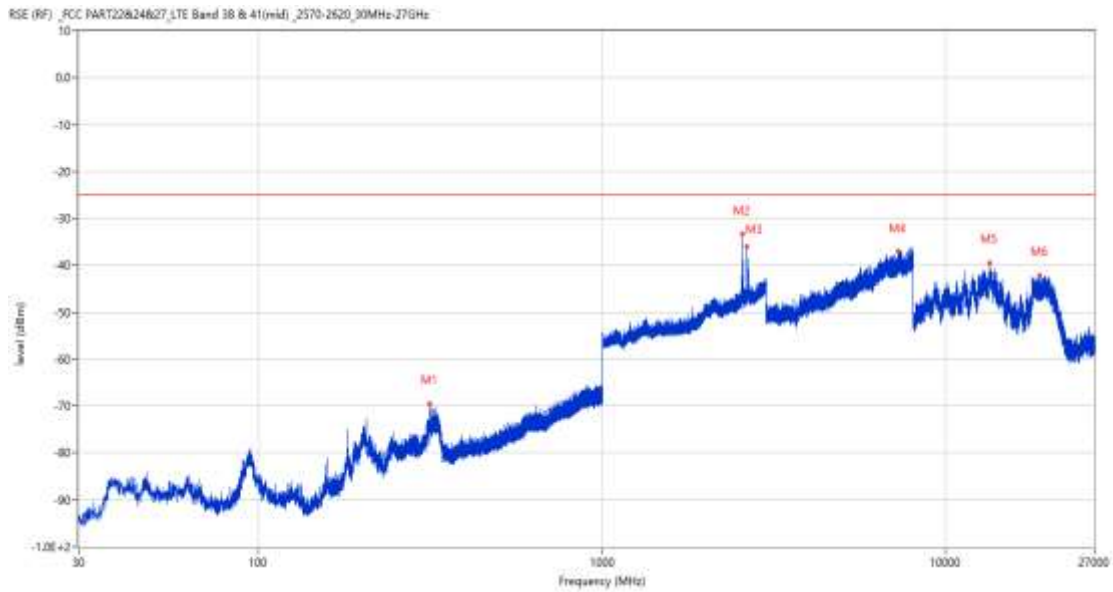
RSE-V&H PCC CH37901 BW20 RB1 LOW QPSK SCC CH38099 BW20 RB1 HIGH QPSK



Frequency (MHz)	Result (dBm)	Factor (dB)	PK Limit (dBm)	Over Limit (dB)	Table (o)	ANT	EUT	Verdict
37.469	-70.38	-20.71	-25.0	-45.38	214.00	Vertical	Horizontal	Pass
2561.300	-37.55	8.26	-25.0	-12.55	326.00	Vertical	Horizontal	N/A
2651.700	-42.92	8.81	-25.0	-17.92	16.00	Vertical	Horizontal	N/A
7928.000	-36.00	18.53	-25.0	-11.00	60.00	Vertical	Horizontal	Pass
13356.112	-39.61	16.60	-25.0	-14.61	177.00	Vertical	Horizontal	Pass
18447.749	-42.05	12.87	-25.0	-17.05	182.00	Vertical	Horizontal	Pass

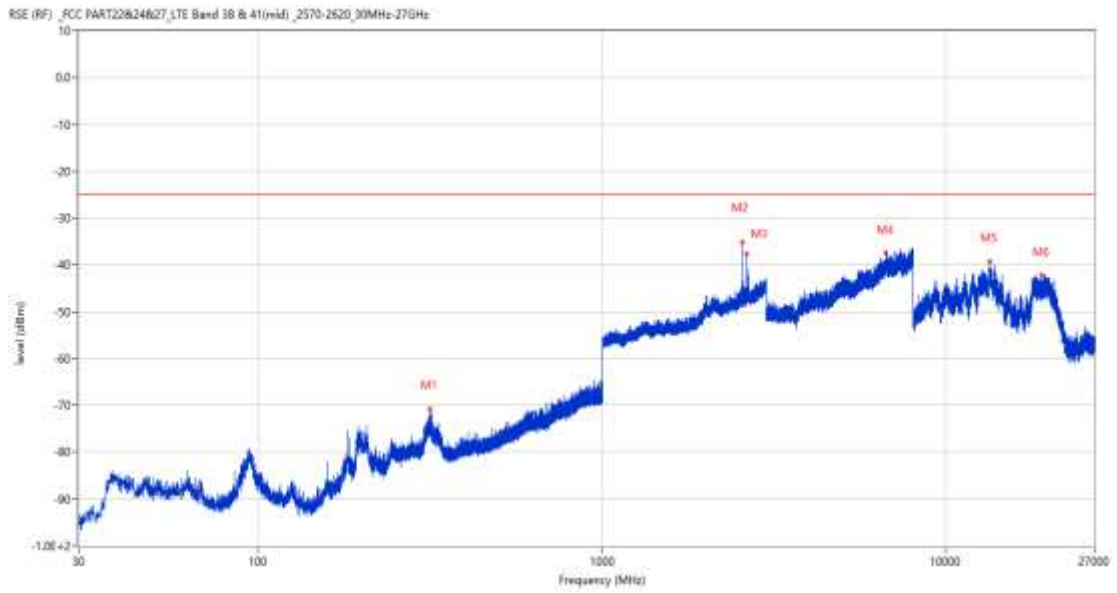
19.6 CA_38C 20MHz+20MHz, QPSK, High Channel

RSE-H&H PCC CH37952 BW20 RB1 LOW QPSK SCC CH38150 BW20 RB1 HIGH QPSK



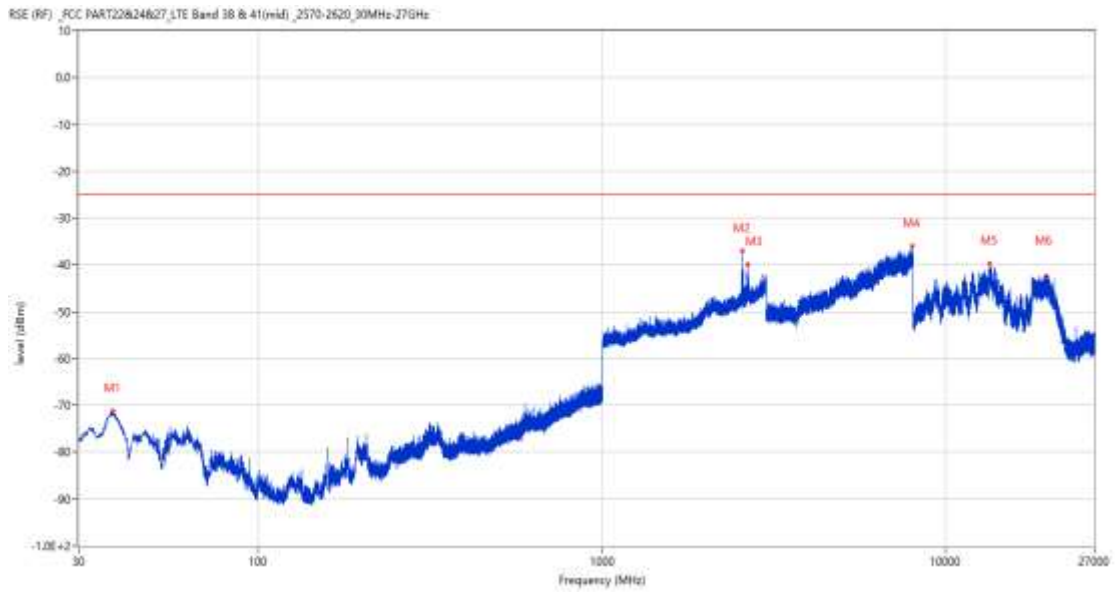
Frequency (MHz)	Result (dBm)	Factor (dB)	PK Limit (dBm)	Over Limit (dB)	Table (o)	ANT	EUT	Verdict
315.665	-69.46	-11.42	-25.0	-44.46	238.00	Horizontal	Horizontal	Pass
2559.500	-33.32	8.24	-25.0	-8.32	113.00	Horizontal	Horizontal	N/A
2630.800	-36.03	9.02	-25.0	-11.03	351.00	Horizontal	Horizontal	N/A
7251.500	-37.08	17.63	-25.0	-12.08	210.00	Horizontal	Horizontal	Pass
13355.850	-39.55	16.59	-25.0	-14.55	0.00	Horizontal	Horizontal	Pass
18708.300	-42.24	12.89	-25.0	-17.24	70.00	Horizontal	Horizontal	Pass

RSE-H&V PCC CH37952 BW20 RB1 LOW QPSK SCC CH38150 BW20 RB1 HIGH QPSK



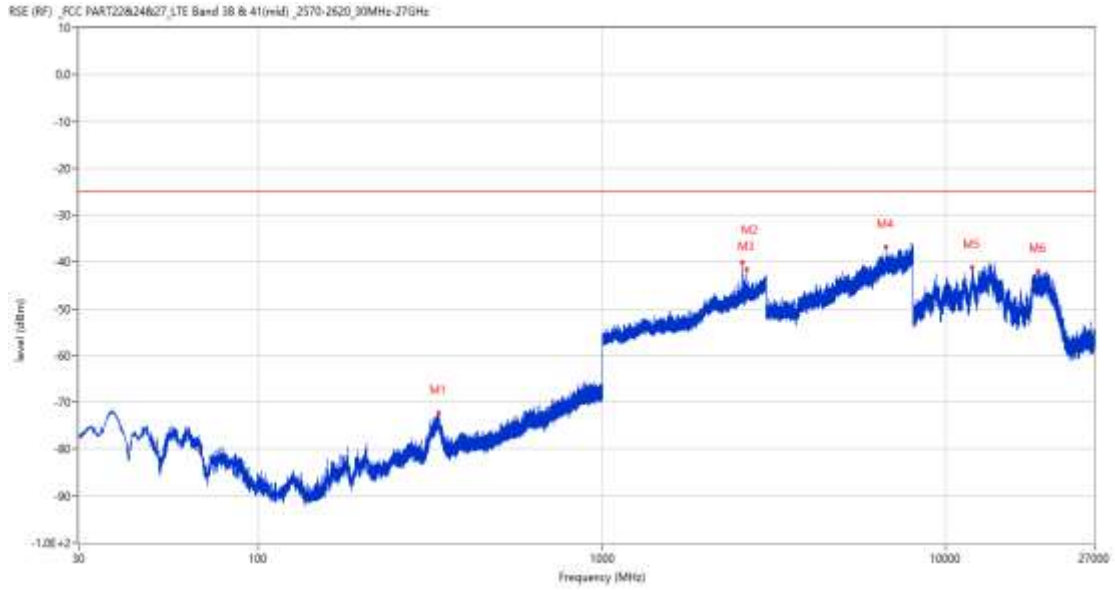
Frequency (MHz)	Result (dBm)	Factor (dB)	PK Limit (dBm)	Over Limit (dB)	Table (o)	ANT	EUT	Verdict
315.374	-70.69	-11.40	-25.0	-45.69	233.00	Horizontal	Vertical	Pass
2561.400	-35.19	8.27	-25.0	-10.19	17.00	Horizontal	Vertical	N/A
2635.800	-37.74	8.95	-25.0	-12.74	357.00	Horizontal	Vertical	N/A
6695.750	-37.52	16.93	-25.0	-12.52	187.00	Horizontal	Vertical	Pass
13408.349	-39.40	16.83	-25.0	-14.40	107.00	Horizontal	Vertical	Pass
18997.649	-42.16	12.90	-25.0	-17.16	3.00	Horizontal	Vertical	Pass

RSE-V&V PCC CH37952 BW20 RB1 LOW QPSK SCC CH38150 BW20 RB1 HIGH QPSK



Frequency (MHz)	Result (dBm)	Factor (dB)	PK Limit (dBm)	Over Limit (dB)	Table (o)	ANT	EUT	Verdict
37.809	-71.28	-20.66	-25.0	-46.28	246.00	Vertical	Vertical	Pass
2556.900	-37.06	8.21	-25.0	-12.06	89.00	Vertical	Vertical	N/A
2640.200	-40.01	8.93	-25.0	-15.01	83.00	Vertical	Vertical	N/A
7948.250	-35.94	18.72	-25.0	-10.94	156.00	Vertical	Vertical	Pass
13372.912	-39.75	16.76	-25.0	-14.75	153.00	Vertical	Vertical	Pass
19536.751	-42.42	12.93	-25.0	-17.42	342.00	Vertical	Vertical	Pass

RSE-V&H PCC CH37952 BW20 RB1 LOW QPSK SCC CH38150 BW20 RB1 HIGH QPSK

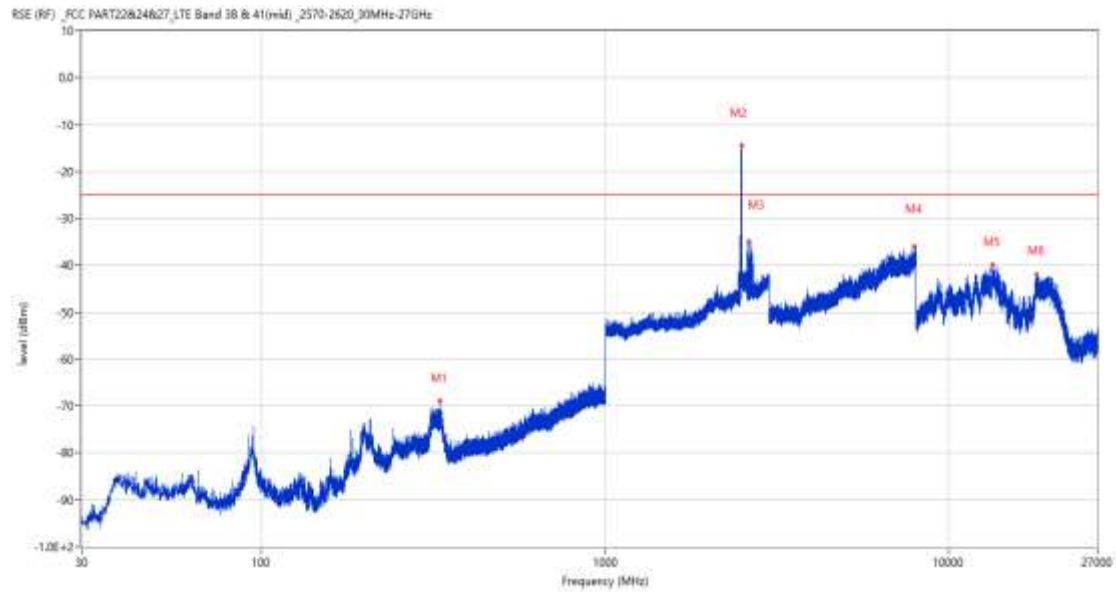


Frequency (MHz)	Result (dBm)	Factor (dB)	PK Limit (dBm)	Over Limit (dB)	Table (o)	ANT	EUT	Verdict
334.434	-72.29	-10.27	-25.0	-47.29	98.00	Vertical	Horizontal	Pass
2560.800	-40.20	8.26	-25.0	-15.20	0.00	Vertical	Horizontal	N/A
2631.600	-41.64	9.03	-25.0	-16.64	2.00	Vertical	Horizontal	N/A
6688.250	-36.92	17.04	-25.0	-11.92	41.00	Vertical	Horizontal	Pass
11932.287	-41.22	13.99	-25.0	-16.22	322.00	Vertical	Horizontal	Pass
18502.650	-42.03	12.88	-25.0	-17.03	272.00	Vertical	Horizontal	Pass

20 CA_41C

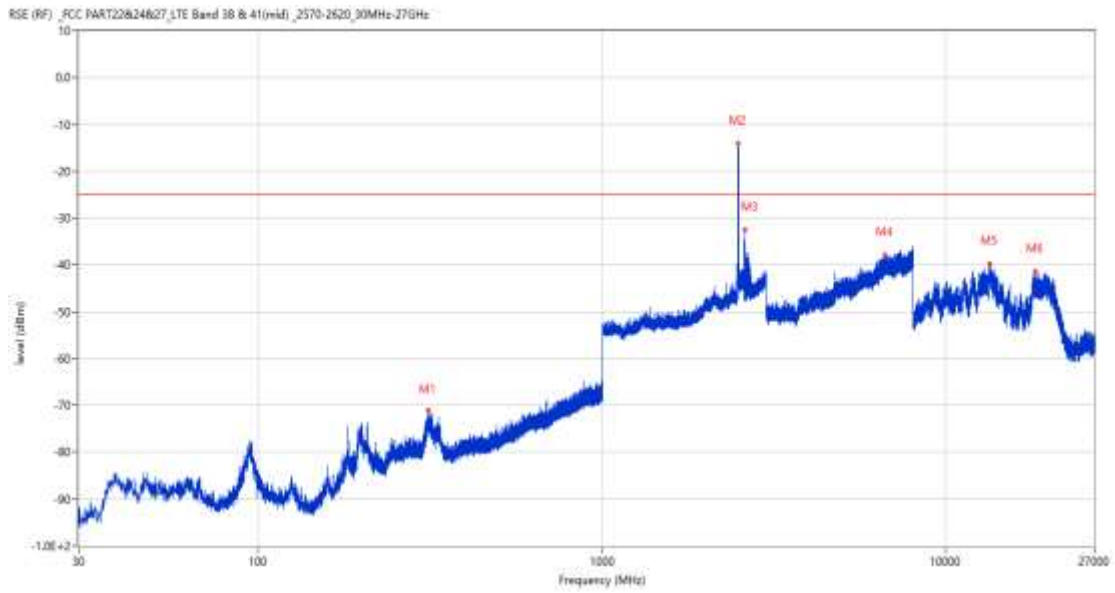
20.1 CA_41C 20MHz+5MHz, QPSK, Low Channel

RSE-H&H PCC CH39750 BW20 RB1 LOW QPSK SCC CH39867 BW5 RB1 HIGH QPSK



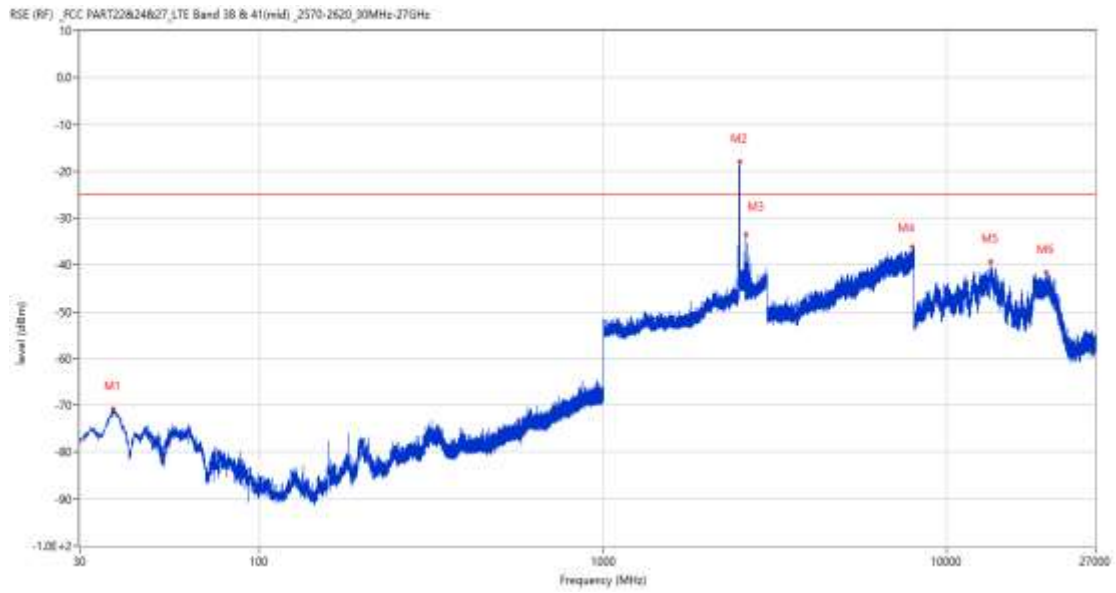
Frequency (MHz)	Result (dBm)	Factor (dB)	PK Limit (dBm)	Over Limit (dB)	Table (o)	ANT	EUT	Verdict
330.749	-68.91	-10.48	-25.0	-43.91	259.00	Horizontal	Horizontal	Pass
2490.100	-14.39	12.11	-25.0	10.61	0.00	Horizontal	Horizontal	N/A
2620.100	-35.00	9.10	-25.0	-10.00	360.00	Horizontal	Horizontal	N/A
7929.250	-35.92	18.59	-25.0	-10.92	320.00	Horizontal	Horizontal	Pass
13391.813	-40.01	16.93	-25.0	-15.01	360.00	Horizontal	Horizontal	Pass
17943.824	-42.09	13.94	-25.0	-17.09	245.00	Horizontal	Horizontal	Pass

RSE-H&V PCC CH39750 BW20 RB1 LOW QPSK SCC CH39867 BW5 RB1 HIGH QPSK



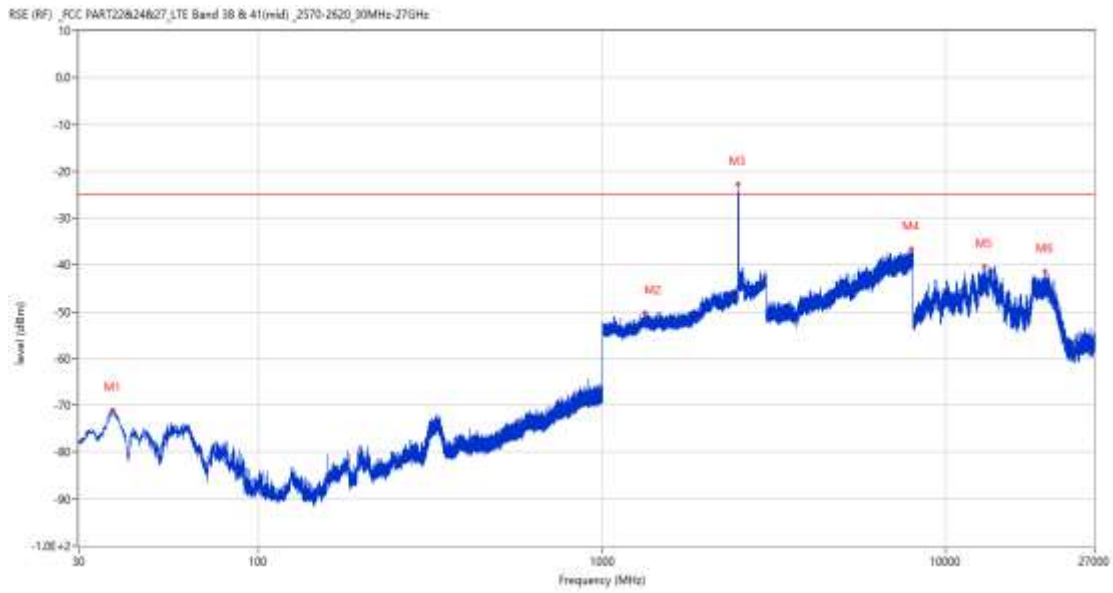
Frequency (MHz)	Result (dBm)	Factor (dB)	PK Limit (dBm)	Over Limit (dB)	Table (o)	ANT	EUT	Verdict
311.251	-71.10	-11.64	-25.0	-46.10	245.00	Horizontal	Vertical	Pass
2483.300	-13.97	9.07	-25.0	11.03	202.00	Horizontal	Vertical	N/A
2596.300	-32.38	9.60	-25.0	-7.38	15.00	Horizontal	Vertical	N/A
6641.750	-37.93	16.14	-25.0	-12.93	252.00	Horizontal	Vertical	Pass
13370.287	-39.79	16.73	-25.0	-14.79	347.00	Horizontal	Vertical	Pass
18207.449	-41.28	12.86	-25.0	-16.28	162.00	Horizontal	Vertical	Pass

RSE-V&V PCC CH39750 BW20 RB1 LOW QPSK SCC CH39867 BW5 RB1 HIGH QPSK



Frequency (MHz)	Result (dBm)	Factor (dB)	PK Limit (dBm)	Over Limit (dB)	Table (o)	ANT	EUT	Verdict
37.566	-70.75	-20.69	-25.0	-45.75	116.00	Vertical	Vertical	Pass
2489.700	-17.95	12.11	-25.0	7.05	89.00	Vertical	Vertical	N/A
2597.200	-33.47	9.35	-25.0	-8.47	96.00	Vertical	Vertical	N/A
7939.000	-36.10	18.95	-25.0	-11.10	211.00	Vertical	Vertical	Pass
13382.100	-39.29	16.84	-25.0	-14.29	198.00	Vertical	Vertical	Pass
19432.350	-41.62	12.92	-25.0	-16.62	114.00	Vertical	Vertical	Pass

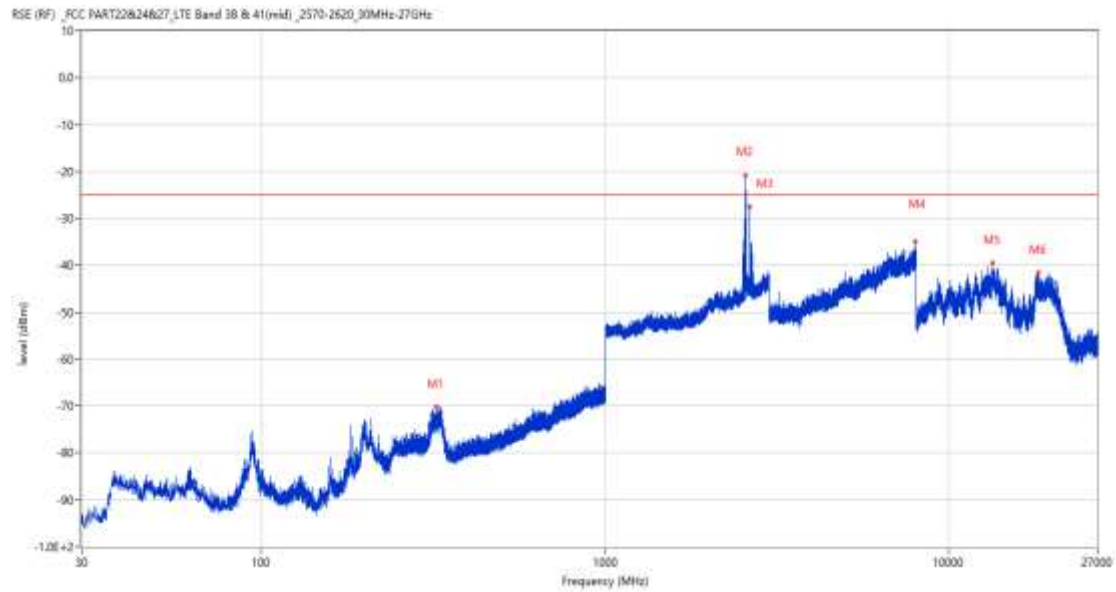
RSE-V&H PCC CH39750 BW20 RB1 LOW QPSK SCC CH39867 BW5 RB1 HIGH QPSK



Frequency (MHz)	Result (dBm)	Factor (dB)	PK Limit (dBm)	Over Limit (dB)	Table (o)	ANT	EUT	Verdict
37.857	-71.05	-20.66	-25.0	-46.05	209.00	Vertical	Horizontal	Pass
1330.100	-50.34	2.30	-25.0	-25.34	130.00	Vertical	Horizontal	Pass
2483.200	-22.73	9.04	-25.0	2.27	9.00	Vertical	Horizontal	N/A
7941.250	-36.67	18.96	-25.0	-11.67	50.00	Vertical	Horizontal	Pass
12899.888	-40.43	15.48	-25.0	-15.43	341.00	Vertical	Horizontal	Pass
19409.400	-41.37	12.92	-25.0	-16.37	89.00	Vertical	Horizontal	Pass

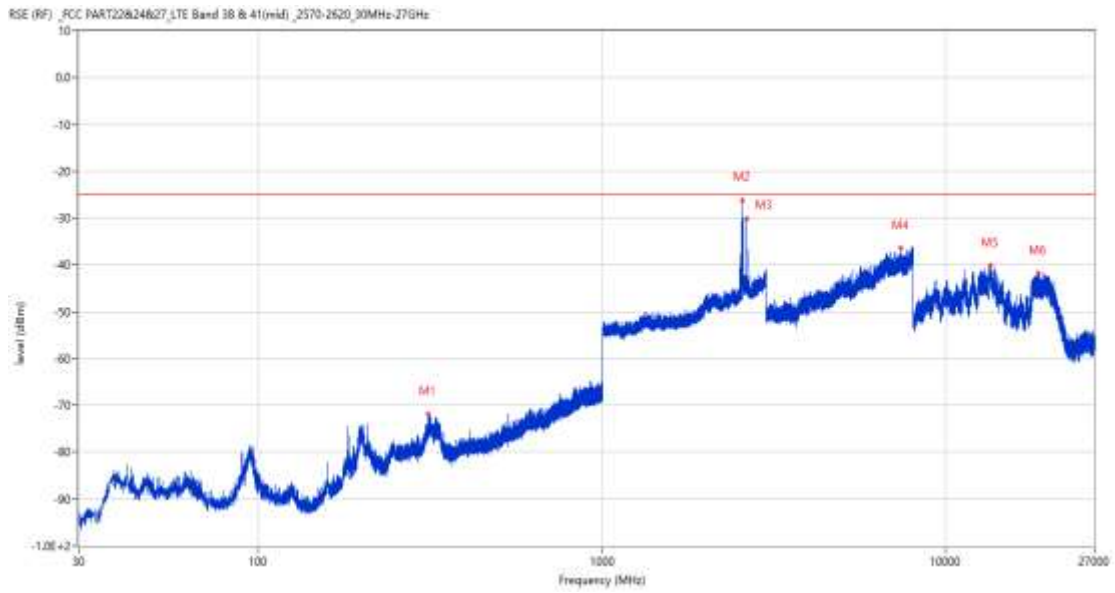
20.2 CA_41C 20MHz+5MHz, QPSK, Middle Channel

RSE-H&H PCC CH40595 BW20 RB1 LOW QPSK SCC CH40712 BW5 RB1 HIGH QPSK



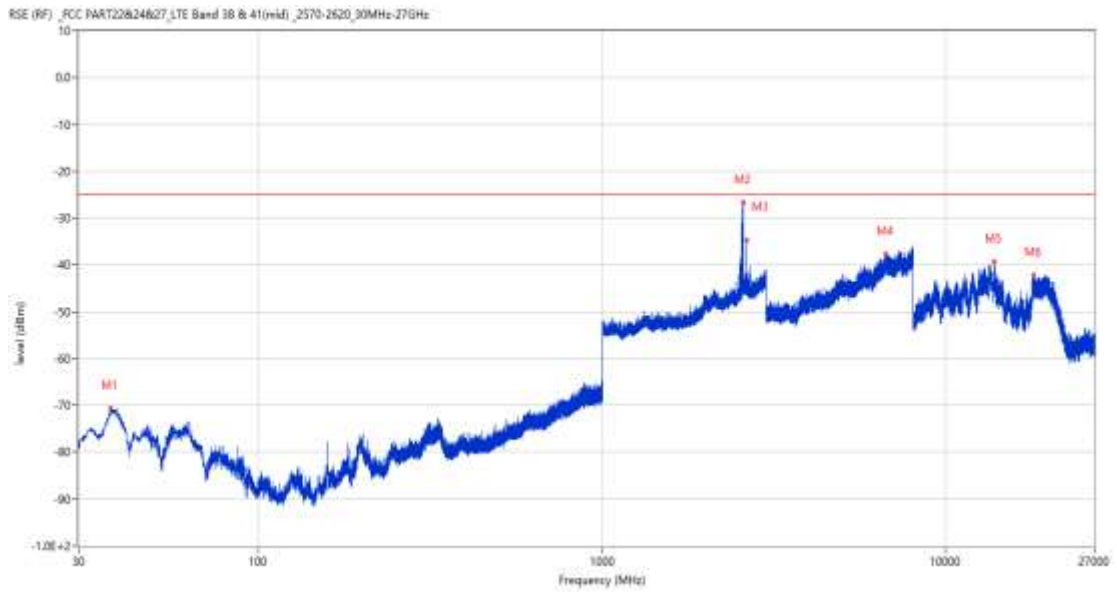
Frequency (MHz)	Result (dBm)	Factor (dB)	PK Limit (dBm)	Over Limit (dB)	Table (o)	ANT	EUT	Verdict
323.231	-70.17	-11.01	-25.0	-45.17	242.00	Horizontal	Horizontal	Pass
2560.200	-20.78	10.41	-25.0	4.22	48.00	Horizontal	Horizontal	N/A
2627.900	-27.48	10.79	-25.0	-2.48	351.00	Horizontal	Horizontal	N/A
7949.500	-35.00	18.65	-25.0	-10.00	351.00	Horizontal	Horizontal	Pass
13404.937	-39.52	16.90	-25.0	-14.52	107.00	Horizontal	Horizontal	Pass
18186.301	-41.63	12.86	-25.0	-16.63	22.00	Horizontal	Horizontal	Pass

RSE-H&V PCC CH40595 BW20 RB1 LOW QPSK SCC CH40712 BW5 RB1 HIGH QPSK



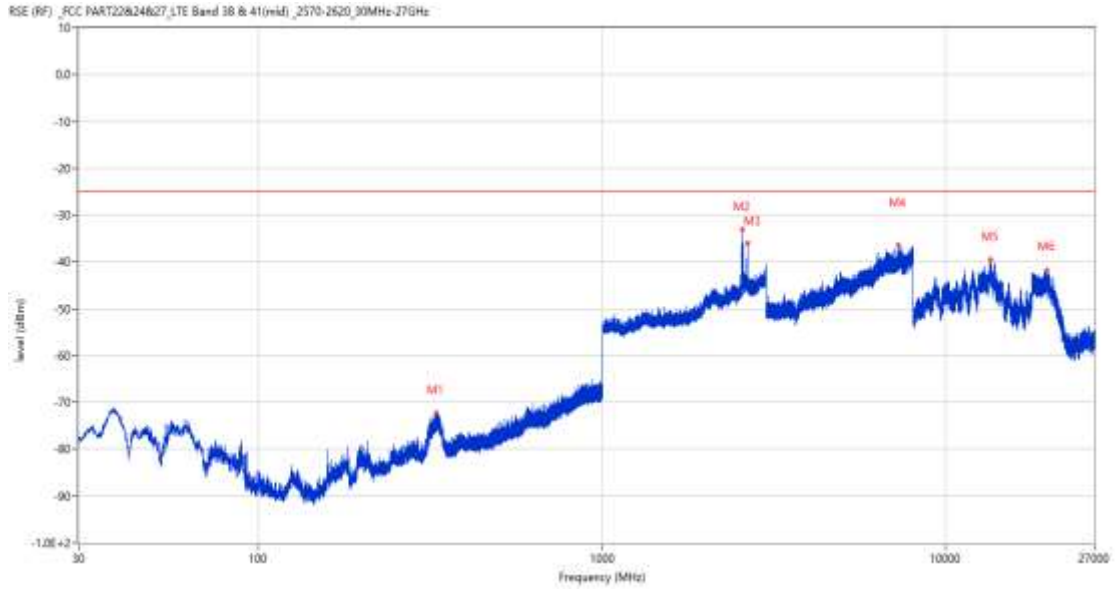
Frequency (MHz)	Result (dBm)	Factor (dB)	PK Limit (dBm)	Over Limit (dB)	Table (o)	ANT	EUT	Verdict
311.930	-71.79	-11.56	-25.0	-46.79	248.00	Horizontal	Vertical	Pass
2558.500	-26.25	9.81	-25.0	-1.25	106.00	Horizontal	Vertical	N/A
2627.000	-30.26	11.11	-25.0	-5.26	7.00	Horizontal	Vertical	N/A
7387.750	-36.46	17.65	-25.0	-11.46	124.00	Horizontal	Vertical	Pass
13461.638	-40.07	15.79	-25.0	-15.07	130.00	Horizontal	Vertical	Pass
18490.950	-41.83	12.88	-25.0	-16.83	252.00	Horizontal	Vertical	Pass

RSE-V&V PCC CH40595 BW20 RB1 LOW QPSK SCC CH40712 BW5 RB1 HIGH QPSK



Frequency (MHz)	Result (dBm)	Factor (dB)	PK Limit (dBm)	Over Limit (dB)	Table (o)	ANT	EUT	Verdict
37.178	-70.59	-20.80	-25.0	-45.59	199.00	Vertical	Vertical	Pass
2563.100	-26.70	10.91	-25.0	-1.70	360.00	Vertical	Vertical	N/A
2632.500	-34.83	9.88	-25.0	-9.83	71.00	Vertical	Vertical	N/A
6687.500	-37.75	17.05	-25.0	-12.75	240.00	Vertical	Vertical	Pass
13811.812	-39.23	16.73	-25.0	-14.23	0.00	Vertical	Vertical	Pass
17929.650	-42.15	13.60	-25.0	-17.15	223.00	Vertical	Vertical	Pass

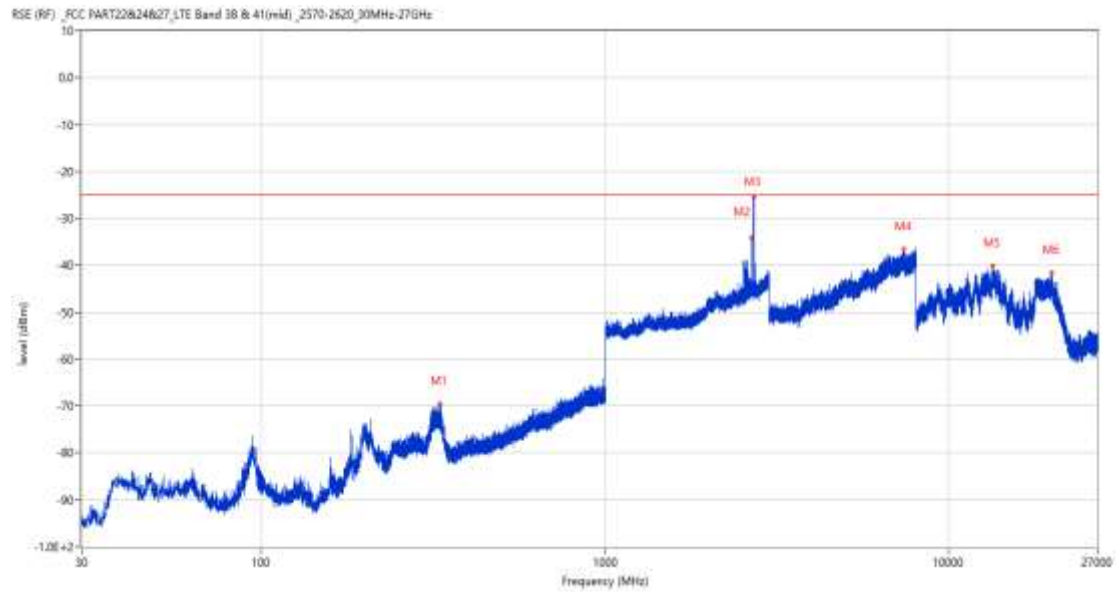
RSE-V&H PCC CH40595 BW20 RB1 LOW QPSK SCC CH40712 BW5 RB1 HIGH QPSK



Frequency (MHz)	Result (dBm)	Factor (dB)	PK Limit (dBm)	Over Limit (dB)	Table (o)	ANT	EUT	Verdict
328.954	-72.16	-10.71	-25.0	-47.16	93.00	Vertical	Horizontal	Pass
2562.100	-33.02	10.90	-25.0	-8.02	360.00	Vertical	Horizontal	N/A
2642.600	-36.08	9.78	-25.0	-11.08	339.00	Vertical	Horizontal	N/A
7250.500	-36.36	17.65	-25.0	-11.36	360.00	Vertical	Horizontal	Pass
13444.575	-39.53	16.03	-25.0	-14.53	360.00	Vertical	Horizontal	Pass
19610.550	-41.74	12.93	-25.0	-16.74	44.00	Vertical	Horizontal	Pass

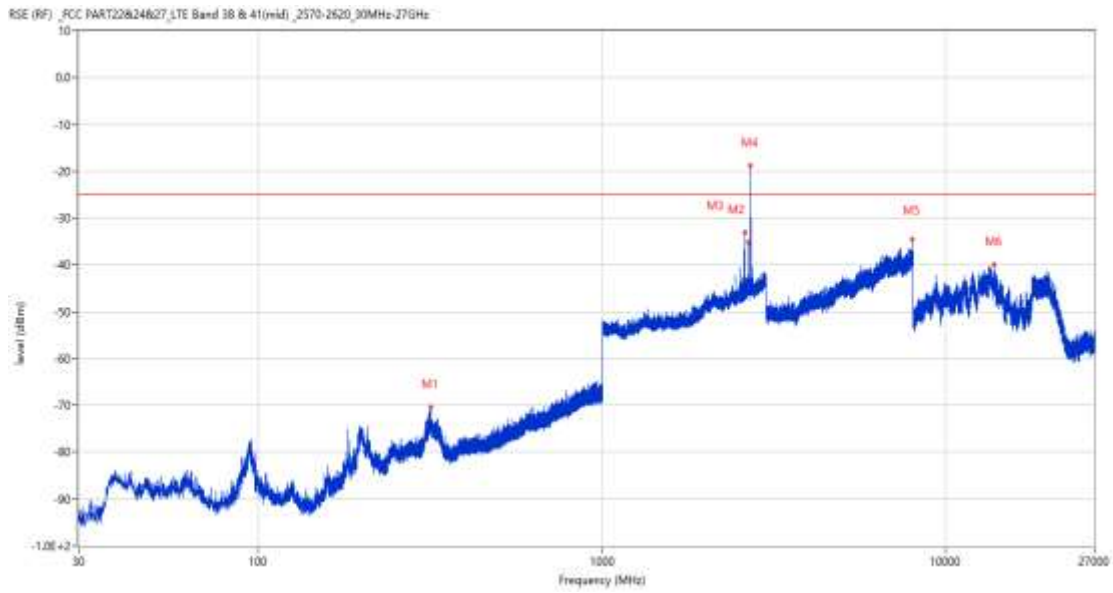
20.3 CA_41C 20MHz+5MHz, QPSK, High Channel

RSE-H&H PCC CH41440 BW20 RB1 LOW QPSK SCC CH41557 BW5 RB1 HIGH QPSK



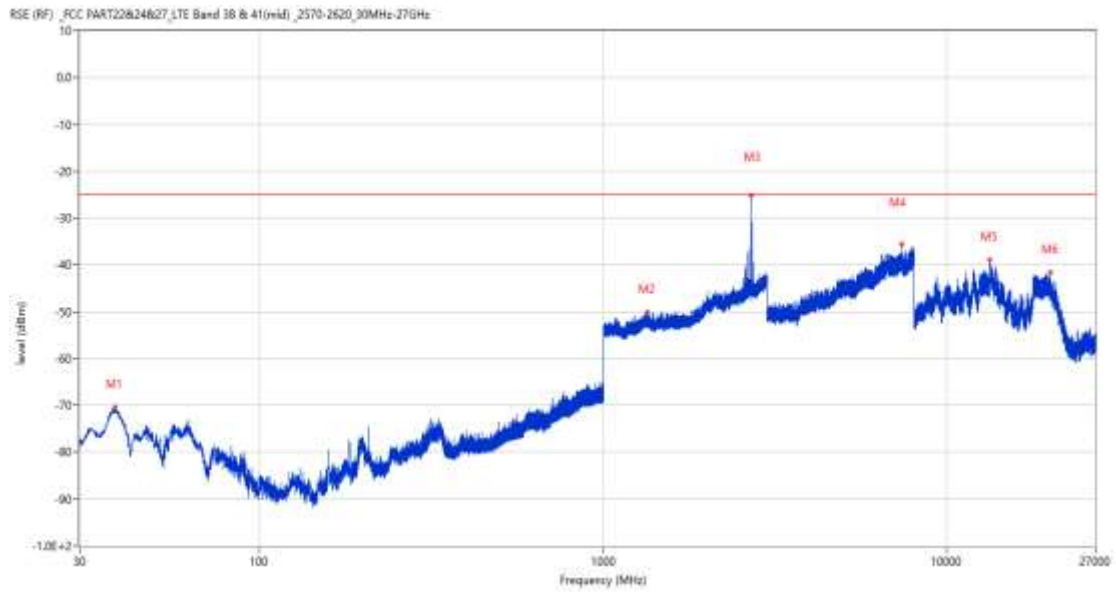
Frequency (MHz)	Result (dBm)	Factor (dB)	PK Limit (dBm)	Over Limit (dB)	Table (o)	ANT	EUT	Verdict
331.282	-69.54	-10.46	-25.0	-44.54	242.00	Horizontal	Horizontal	Pass
2667.100	-34.22	10.64	-25.0	-9.22	138.00	Horizontal	Horizontal	N/A
2702.000	-25.34	10.27	-25.0	-0.34	320.00	Horizontal	Horizontal	N/A
7392.250	-36.55	17.67	-25.0	-11.55	183.00	Horizontal	Horizontal	Pass
13382.362	-40.18	16.84	-25.0	-15.18	116.00	Horizontal	Horizontal	Pass
19846.349	-41.62	12.94	-25.0	-16.62	318.00	Horizontal	Horizontal	Pass

RSE-H&V PCC CH41440 BW20 RB1 LOW QPSK SCC CH41557 BW5 RB1 HIGH QPSK



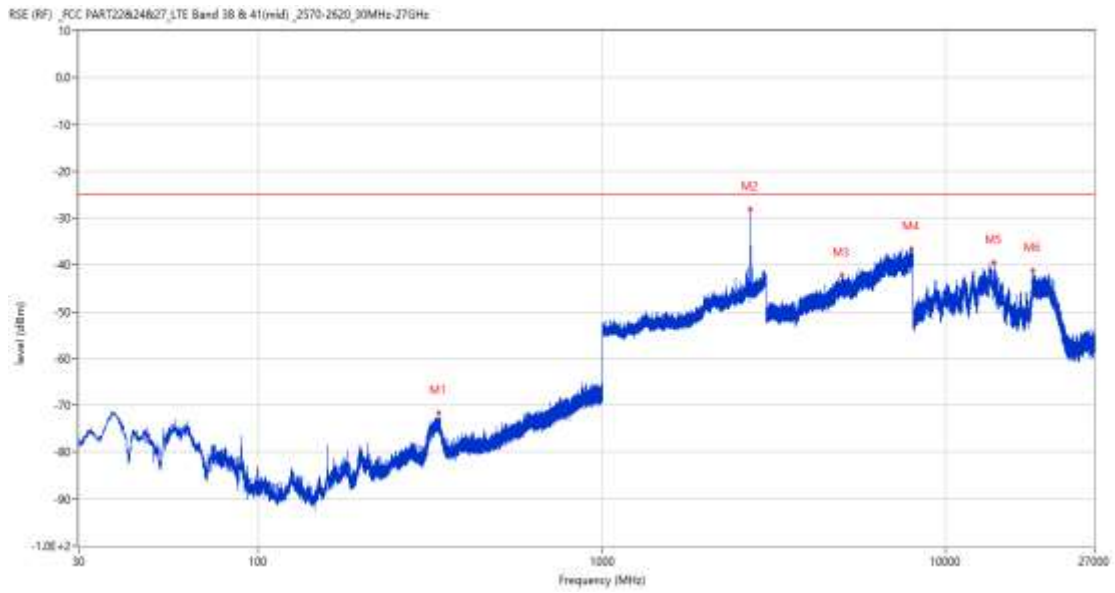
Frequency (MHz)	Result (dBm)	Factor (dB)	PK Limit (dBm)	Over Limit (dB)	Table (o)	ANT	EUT	Verdict
316.732	-70.33	-11.44	-25.0	-45.33	228.00	Horizontal	Vertical	Pass
2598.100	-33.01	9.32	-25.0	-8.01	210.00	Horizontal	Vertical	Pass
2666.700	-35.13	10.64	-25.0	-10.13	229.00	Horizontal	Vertical	N/A
2697.700	-18.83	10.69	-25.0	6.17	199.00	Horizontal	Vertical	N/A
7955.250	-34.55	18.40	-25.0	-9.55	158.00	Horizontal	Vertical	Pass
13812.862	-39.84	16.71	-25.0	-14.84	107.00	Horizontal	Vertical	Pass

RSE-V&V PCC CH41440 BW20 RB1 LOW QPSK SCC CH41557 BW5 RB1 HIGH QPSK



Frequency (MHz)	Result (dBm)	Factor (dB)	PK Limit (dBm)	Over Limit (dB)	Table (o)	ANT	EUT	Verdict
37.906	-70.46	-20.65	-25.0	-45.46	202.00	Vertical	Vertical	Pass
1342.700	-50.10	2.21	-25.0	-25.10	338.00	Vertical	Vertical	Pass
2699.200	-25.22	10.69	-25.0	-0.22	158.00	Vertical	Vertical	N/A
7400.500	-35.57	17.83	-25.0	-10.57	5.00	Vertical	Vertical	Pass
13320.674	-38.89	15.38	-25.0	-13.89	5.00	Vertical	Vertical	Pass
19980.450	-41.50	12.95	-25.0	-16.50	248.00	Vertical	Vertical	Pass

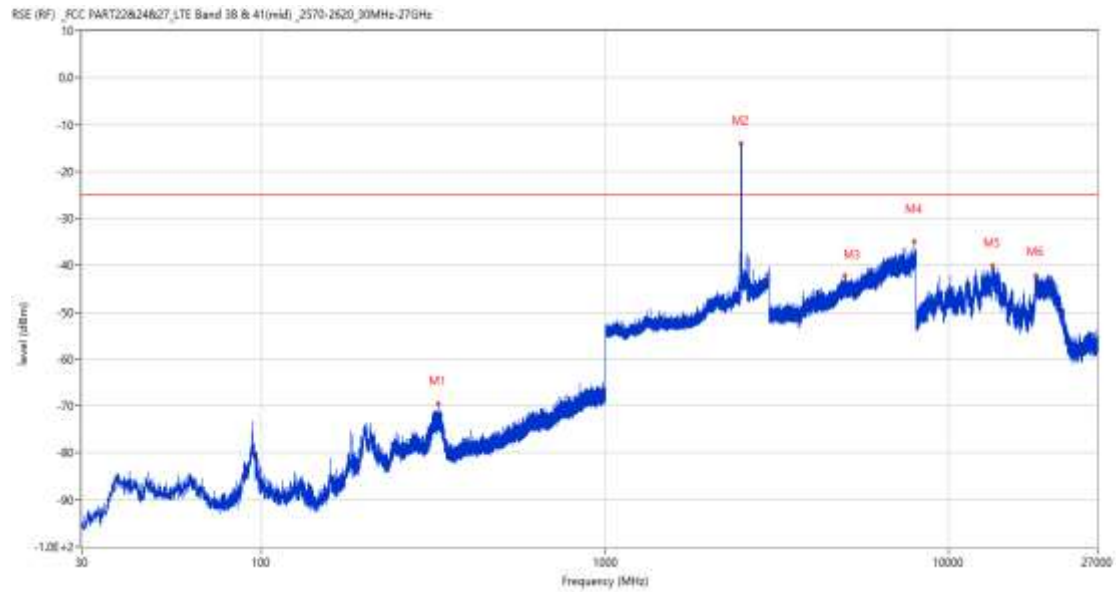
RSE-V&H PCC CH41440 BW20 RB1 LOW QPSK SCC CH41557 BW5 RB1 HIGH QPSK



Frequency (MHz)	Result (dBm)	Factor (dB)	PK Limit (dBm)	Over Limit (dB)	Table (o)	ANT	EUT	Verdict
335.065	-71.70	-10.19	-25.0	-46.70	117.00	Vertical	Horizontal	Pass
2700.700	-28.07	10.37	-25.0	-3.07	0.00	Vertical	Horizontal	N/A
4963.000	-42.16	13.22	-25.0	-17.16	172.00	Vertical	Horizontal	Pass
7931.250	-36.71	18.76	-25.0	-11.71	268.00	Vertical	Horizontal	Pass
13805.776	-39.59	16.87	-25.0	-14.59	1.00	Vertical	Horizontal	Pass
17921.249	-41.25	13.40	-25.0	-16.25	322.00	Vertical	Horizontal	Pass

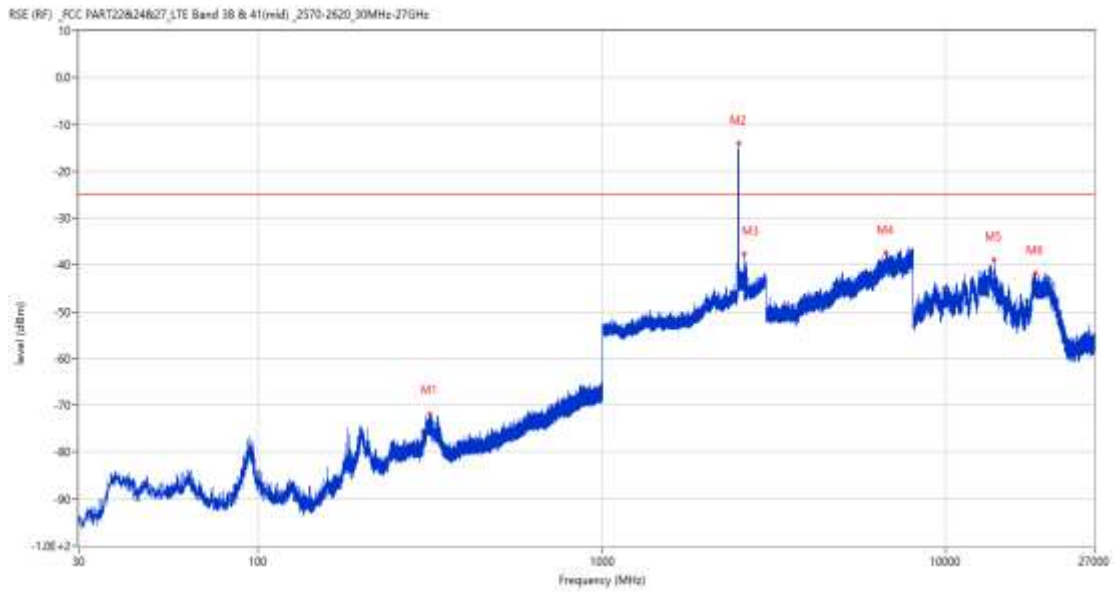
20.4 CA_41C 20MHz+20MHz, QPSK, Low Channel

RSE-H&H PCC CH39750 BW20 RB1 LOW QPSK SCC CH39948 BW20 RB1 HIGH



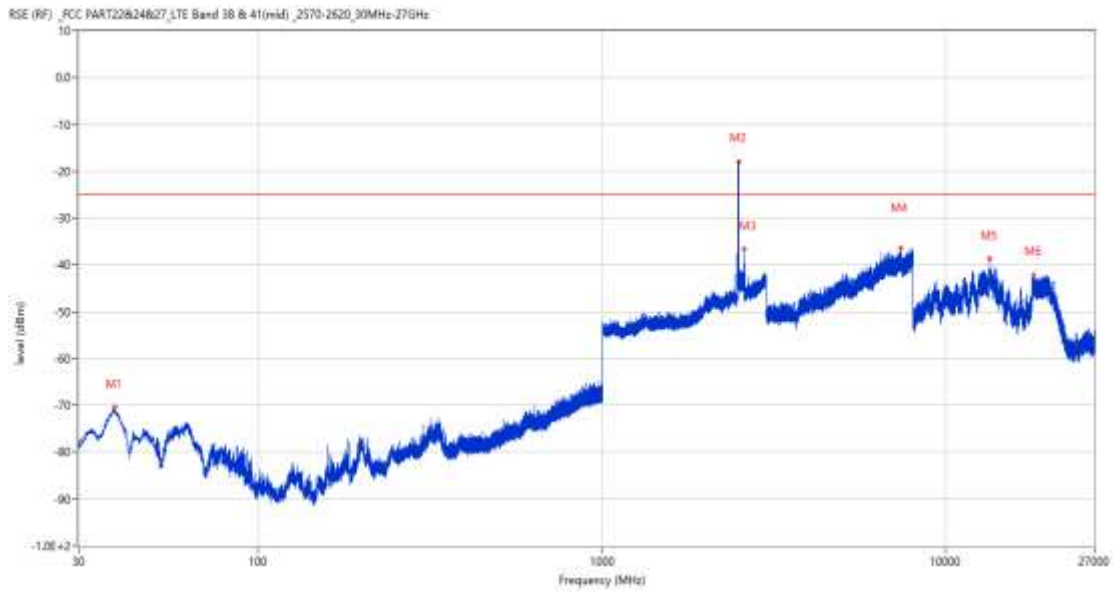
Frequency (MHz)	Result (dBm)	Factor (dB)	PK Limit (dBm)	Over Limit (dB)	Table (o)	ANT	EUT	Verdict
327.305	-69.59	-10.79	-25.0	-44.59	225.00	Horizontal	Horizontal	Pass
2487.000	-14.07	10.79	-25.0	10.93	0.00	Horizontal	Horizontal	N/A
4983.250	-42.28	13.26	-25.0	-17.28	89.00	Horizontal	Horizontal	Pass
7922.500	-35.05	18.28	-25.0	-10.05	290.00	Horizontal	Horizontal	Pass
13402.313	-40.09	16.96	-25.0	-15.09	342.00	Horizontal	Horizontal	Pass
17902.612	-42.26	12.95	-25.0	-17.26	46.00	Horizontal	Horizontal	Pass

RSE-H&V PCC CH39750 BW20 RB1 LOW QPSK SCC CH39948 BW20 RB1 HIGH



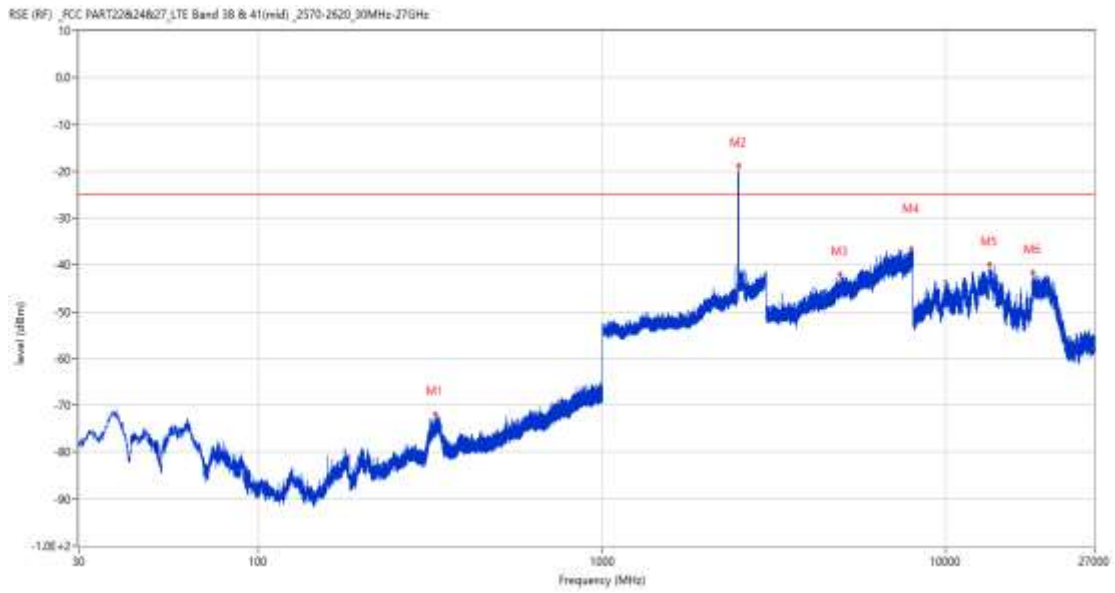
Frequency (MHz)	Result (dBm)	Factor (dB)	PK Limit (dBm)	Over Limit (dB)	Table (o)	ANT	EUT	Verdict
314.259	-71.73	-11.53	-25.0	-46.73	219.00	Horizontal	Vertical	Pass
2488.900	-14.05	12.11	-25.0	10.95	27.00	Horizontal	Vertical	N/A
2579.300	-37.68	9.88	-25.0	-12.68	344.00	Horizontal	Vertical	N/A
6688.000	-37.46	17.03	-25.0	-12.46	173.00	Horizontal	Vertical	Pass
13797.375	-38.89	16.83	-25.0	-13.89	207.00	Horizontal	Vertical	Pass
18175.052	-41.81	12.86	-25.0	-16.81	33.00	Horizontal	Vertical	Pass

RSE-V&V PCC CH39750 BW20 RB1 LOW QPSK SCC CH39948 BW20 RB1 HIGH



Frequency (MHz)	Result (dBm)	Factor (dB)	PK Limit (dBm)	Over Limit (dB)	Table (o)	ANT	EUT	Verdict
38.197	-70.44	-20.65	-25.0	-45.44	224.00	Vertical	Vertical	Pass
2488.300	-17.89	12.11	-25.0	7.11	9.00	Vertical	Vertical	N/A
2592.000	-36.51	9.82	-25.0	-11.51	89.00	Vertical	Vertical	N/A
7400.000	-36.37	17.82	-25.0	-11.37	161.00	Vertical	Vertical	Pass
13402.313	-38.66	16.96	-25.0	-13.66	50.00	Vertical	Vertical	Pass
17970.864	-42.16	13.57	-25.0	-17.16	50.00	Vertical	Vertical	Pass

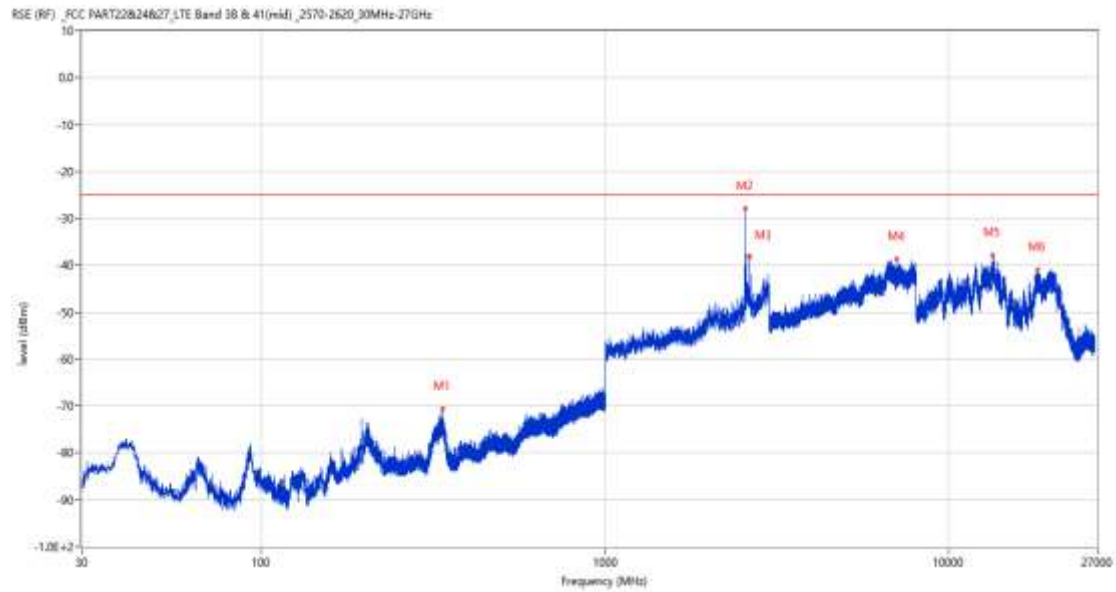
RSE-V&H PCC CH39750 BW20 RB1 LOW QPSK SCC CH39948 BW20 RB1 HIGH



Frequency (MHz)	Result (dBm)	Factor (dB)	PK Limit (dBm)	Over Limit (dB)	Table (o)	ANT	EUT	Verdict
326.917	-71.79	-10.86	-25.0	-46.79	117.00	Vertical	Horizontal	Pass
2489.800	-18.80	12.11	-25.0	6.20	287.00	Vertical	Horizontal	N/A
4923.250	-42.09	13.32	-25.0	-17.09	130.00	Vertical	Horizontal	Pass
7920.500	-36.60	18.22	-25.0	-11.60	352.00	Vertical	Horizontal	Pass
13389.187	-39.97	16.91	-25.0	-14.97	162.00	Vertical	Horizontal	Pass
17923.351	-41.66	13.45	-25.0	-16.66	252.00	Vertical	Horizontal	Pass

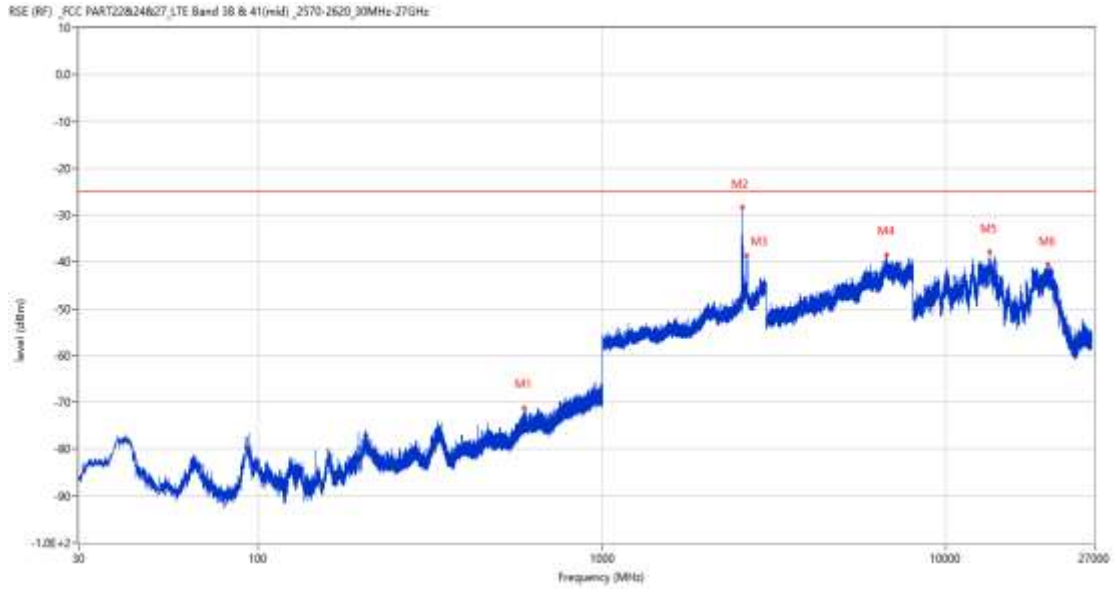
20.5 CA_41C 20MHz+20MHz, QPSK, Middle Channel

RSE-H&H PCC CH40521 BW20 RB1 LOW QPSK SCC CH40719 BW20 RB1 HIGH QPSK



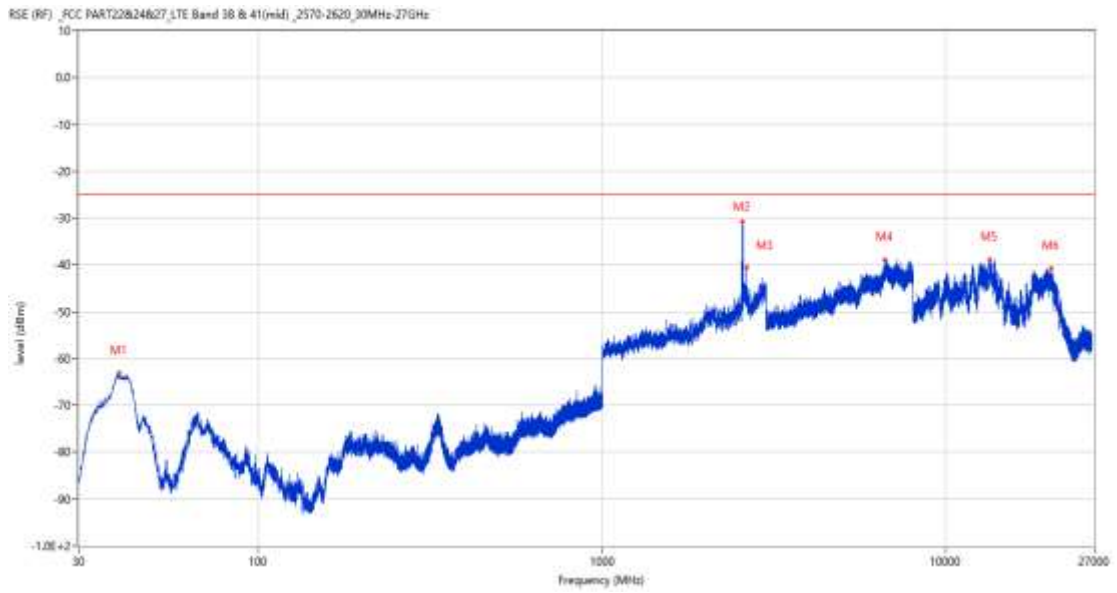
Frequency (MHz)	Result (dBm)	Factor (dB)	PK Limit (dBm)	Over Limit (dB)	Table (o)	ANT	EUT	Verdict
336.374	-70.65	-13.51	-25.0	-45.65	323.00	Horizontal	Horizontal	Pass
2561.600	-27.94	8.84	-25.0	-2.94	13.00	Horizontal	Horizontal	N/A
2628.600	-38.07	8.53	-25.0	-13.07	359.00	Horizontal	Horizontal	N/A
7042.250	-38.77	13.92	-25.0	-13.77	7.00	Horizontal	Horizontal	Pass
13398.901	-37.92	17.00	-25.0	-12.92	36.00	Horizontal	Horizontal	Pass
18124.950	-41.06	12.86	-25.0	-16.06	39.00	Horizontal	Horizontal	Pass

RSE-H&V PCC CH40521 BW20 RB1 LOW QPSK SCC CH40719 BW20 RB1 HIGH QPSK



Frequency (MHz)	Result (dBm)	Factor (dB)	PK Limit (dBm)	Over Limit (dB)	Table (o)	ANT	EUT	Verdict
591.533	-71.12	-5.15	-25.0	-46.12	81.00	Horizontal	Vertical	Pass
2561.900	-28.39	8.84	-25.0	-3.39	200.00	Horizontal	Vertical	N/A
2636.700	-38.62	8.28	-25.0	-13.62	340.00	Horizontal	Vertical	N/A
6702.750	-38.54	15.54	-25.0	-13.54	19.00	Horizontal	Vertical	Pass
13387.875	-37.90	16.90	-25.0	-12.90	0.00	Horizontal	Vertical	Pass
19762.475	-40.56	12.94	-25.0	-15.56	216.00	Horizontal	Vertical	Pass

RSE-V&V PCC CH40521 BW20 RB1 LOW QPSK SCC CH40719 BW20 RB1 HIGH QPSK



Frequency (MHz)	Result (dBm)	Factor (dB)	PK Limit (dBm)	Over Limit (dB)	Table (o)	ANT	EUT	Verdict
39.409	-63.20	-19.89	-25.0	-38.20	311.00	Vertical	Vertical	Pass
2560.000	-30.76	8.60	-25.0	-5.76	68.00	Vertical	Vertical	N/A
2629.000	-40.47	8.47	-25.0	-15.47	140.00	Vertical	Vertical	N/A
6647.000	-38.85	15.27	-25.0	-13.85	251.00	Vertical	Vertical	Pass
13378.162	-38.97	16.80	-25.0	-13.97	271.00	Vertical	Vertical	Pass
20248.676	-40.77	12.96	-25.0	-15.77	287.00	Vertical	Vertical	Pass

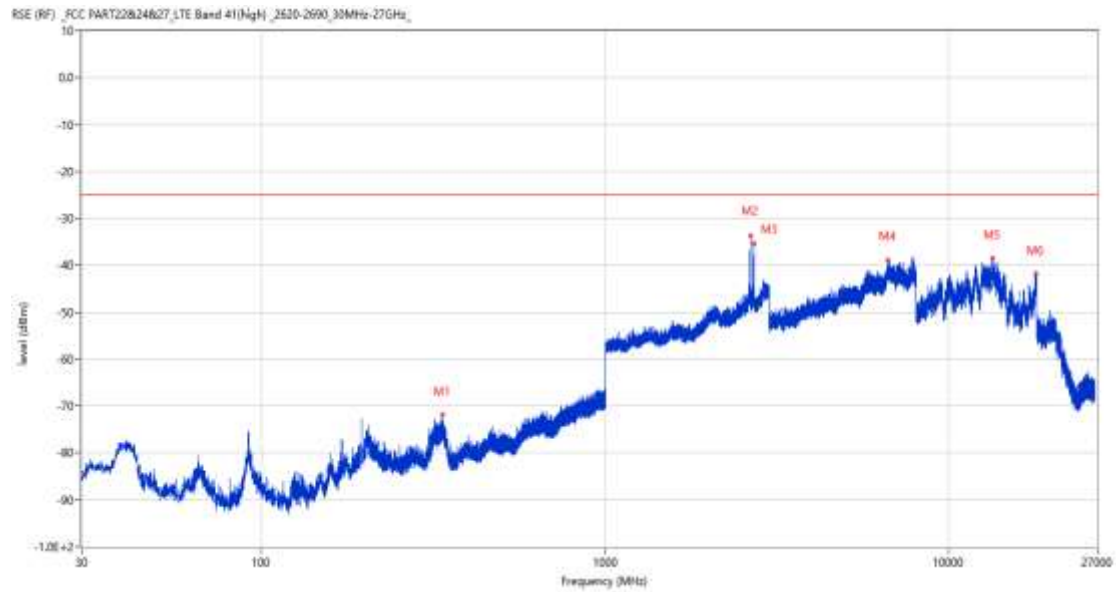
RSE-V&H PCC CH40521 BW20 RB1 LOW QPSK SCC CH40719 BW20 RB1 HIGH QPSK



Frequency (MHz)	Result (dBm)	Factor (dB)	PK Limit (dBm)	Over Limit (dB)	Table (o)	ANT	EUT	Verdict
38.779	-63.61	-20.45	-25.0	-38.61	213.00	Vertical	Horizontal	Pass
1376.200	-52.34	-0.36	-25.0	-27.34	235.00	Vertical	Horizontal	Pass
2562.700	-33.43	8.86	-25.0	-8.43	295.00	Vertical	Horizontal	N/A
6654.750	-38.63	14.93	-25.0	-13.63	210.00	Vertical	Horizontal	Pass
13407.825	-38.22	16.84	-25.0	-13.22	63.00	Vertical	Horizontal	Pass
17915.738	-41.06	13.27	-25.0	-16.06	271.00	Vertical	Horizontal	Pass

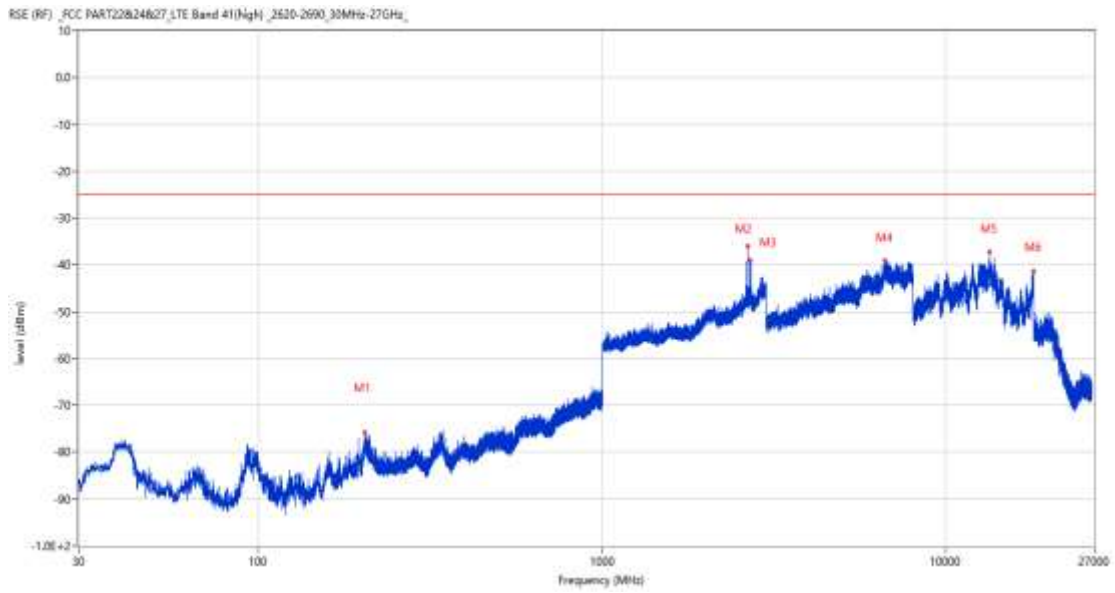
20.6 CA_41C 20MHz+20MHz, QPSK, High Channel

RSE-H&H PCC CH41292 BW20 RB1 LOW QPSK SCC CH41490 BW20 RB1 HIGH QPSK



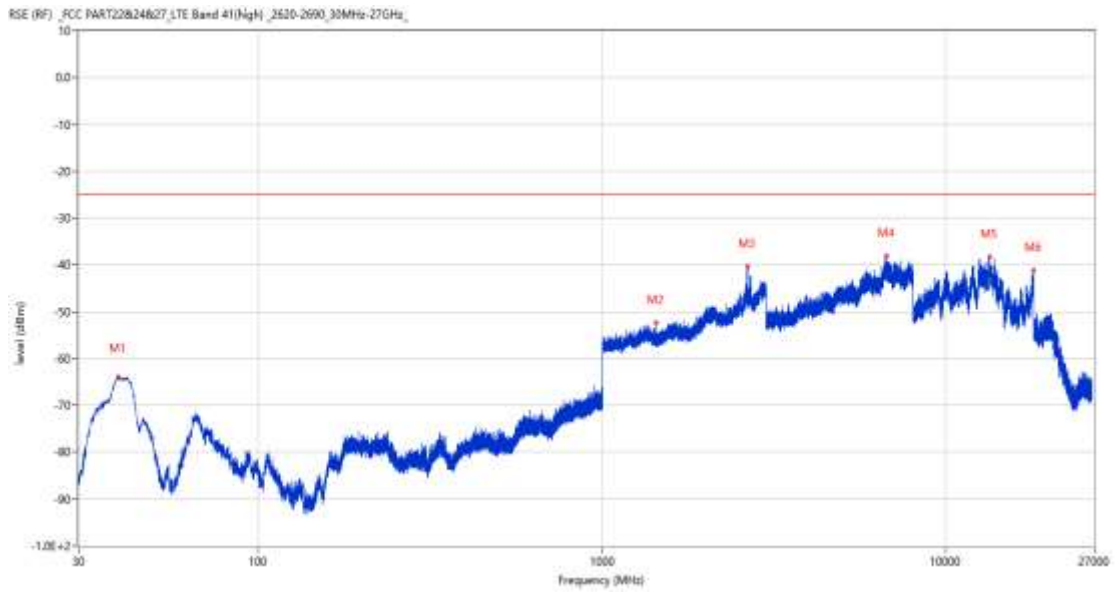
Frequency (MHz)	Result (dBm)	Factor (dB)	PK Limit (dBm)	Over Limit (dB)	Table (o)	ANT	EUT	Verdict
337.151	-71.92	-13.41	-25.0	-46.92	277.00	Horizontal	Horizontal	Pass
2652.000	-33.61	9.73	-25.0	-8.61	36.00	Horizontal	Horizontal	N/A
2703.100	-35.33	7.97	-25.0	-10.33	331.00	Horizontal	Horizontal	N/A
6640.500	-38.97	15.03	-25.0	-13.97	203.00	Horizontal	Horizontal	Pass
13405.200	-38.47	16.90	-25.0	-13.47	18.00	Horizontal	Horizontal	Pass
17834.099	-41.85	12.27	-25.0	-16.85	143.00	Horizontal	Horizontal	Pass

RSE-H&V PCC CH41292 BW20 RB1 LOW QPSK SCC CH41490 BW20 RB1 HIGH QPSK



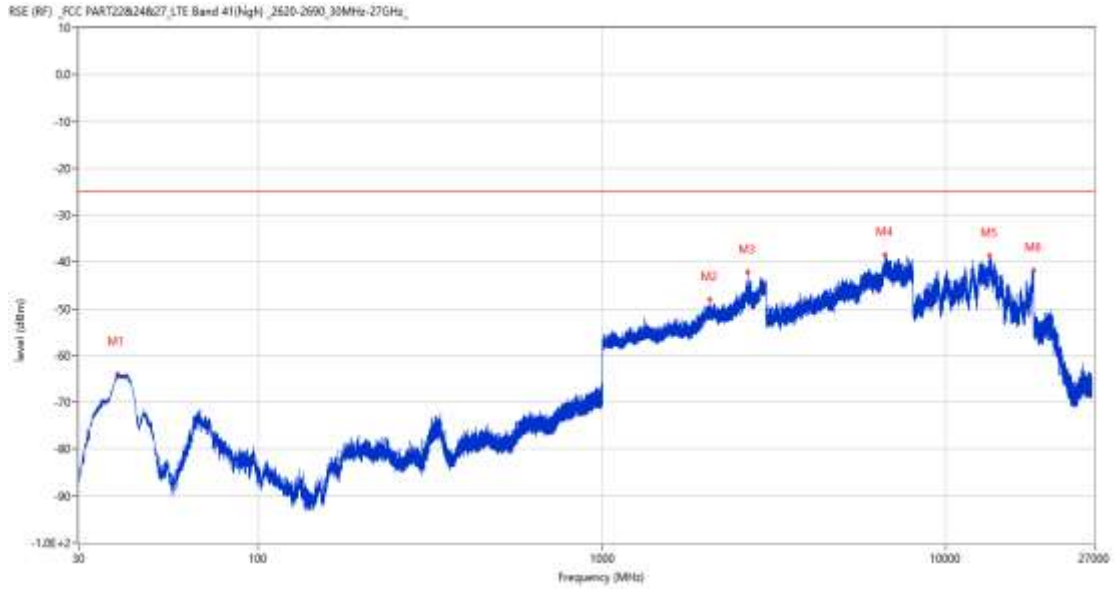
Frequency (MHz)	Result (dBm)	Factor (dB)	PK Limit (dBm)	Over Limit (dB)	Table (o)	ANT	EUT	Verdict
204.164	-75.79	-15.46	-25.0	-50.79	130.00	Horizontal	Vertical	Pass
2652.000	-35.98	9.73	-25.0	-10.98	321.00	Horizontal	Vertical	N/A
2700.400	-39.14	8.06	-25.0	-14.14	203.00	Horizontal	Vertical	N/A
6619.500	-39.18	14.61	-25.0	-14.18	360.00	Horizontal	Vertical	Pass
13378.950	-37.16	16.81	-25.0	-12.16	120.00	Horizontal	Vertical	Pass
17955.375	-41.38	13.96	-25.0	-16.38	120.00	Horizontal	Vertical	Pass

RSE-V&V PCC CH41292 BW20 RB1 LOW QPSK SCC CH41490 BW20 RB1 HIGH QPSK



Frequency (MHz)	Result (dBm)	Factor (dB)	PK Limit (dBm)	Over Limit (dB)	Table (o)	ANT	EUT	Verdict
39.021	-63.86	-20.20	-25.0	-38.86	291.00	Vertical	Vertical	Pass
1433.700	-52.45	-1.24	-25.0	-27.45	61.00	Vertical	Vertical	Pass
2651.800	-40.34	9.73	-25.0	-15.34	46.00	Vertical	Vertical	N/A
6700.000	-38.08	15.34	-25.0	-13.08	155.00	Vertical	Vertical	Pass
13398.375	-38.18	16.99	-25.0	-13.18	0.00	Vertical	Vertical	Pass
17981.624	-41.18	13.31	-25.0	-16.18	271.00	Vertical	Vertical	Pass

RSE-V&H PCC CH41292 BW20 RB1 LOW QPSK SCC CH41490 BW20 RB1 HIGH QPSK



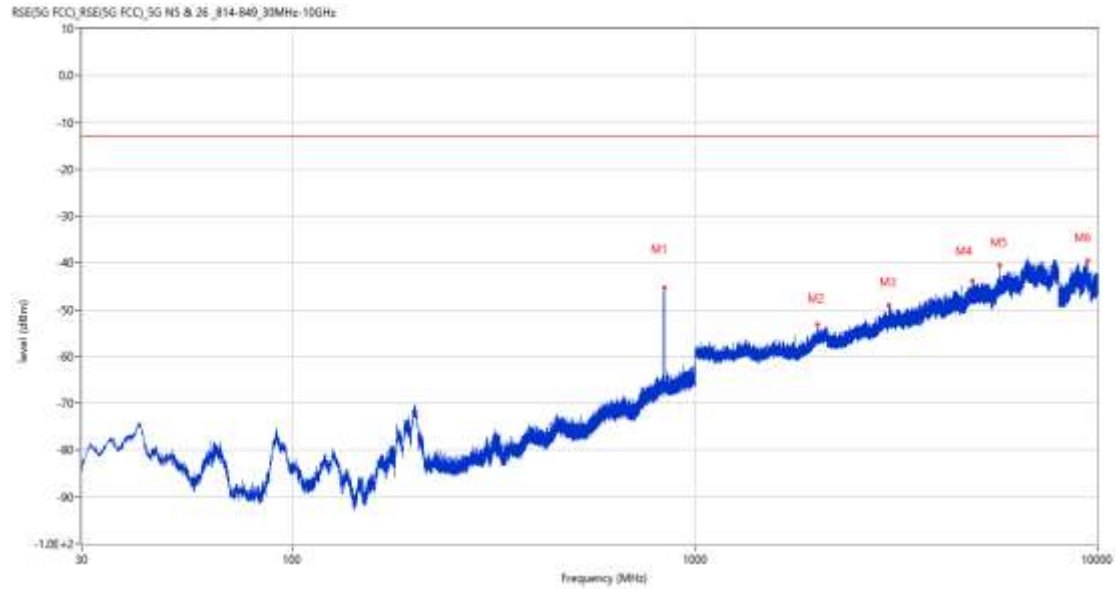
Frequency (MHz)	Result (dBm)	Factor (dB)	PK Limit (dBm)	Over Limit (dB)	Table (o)	ANT	EUT	Verdict
38.876	-64.04	-20.35	-25.0	-39.04	218.00	Vertical	Horizontal	Pass
2057.400	-48.07	4.17	-25.0	-23.07	112.00	Vertical	Horizontal	Pass
2651.600	-42.20	9.73	-25.0	-17.20	309.00	Vertical	Horizontal	N/A
6636.250	-38.55	14.84	-25.0	-13.55	123.00	Vertical	Horizontal	Pass
13359.526	-38.73	16.63	-25.0	-13.73	41.00	Vertical	Horizontal	Pass
17972.963	-41.89	13.52	-25.0	-16.89	41.00	Vertical	Horizontal	Pass

NR

21 n5

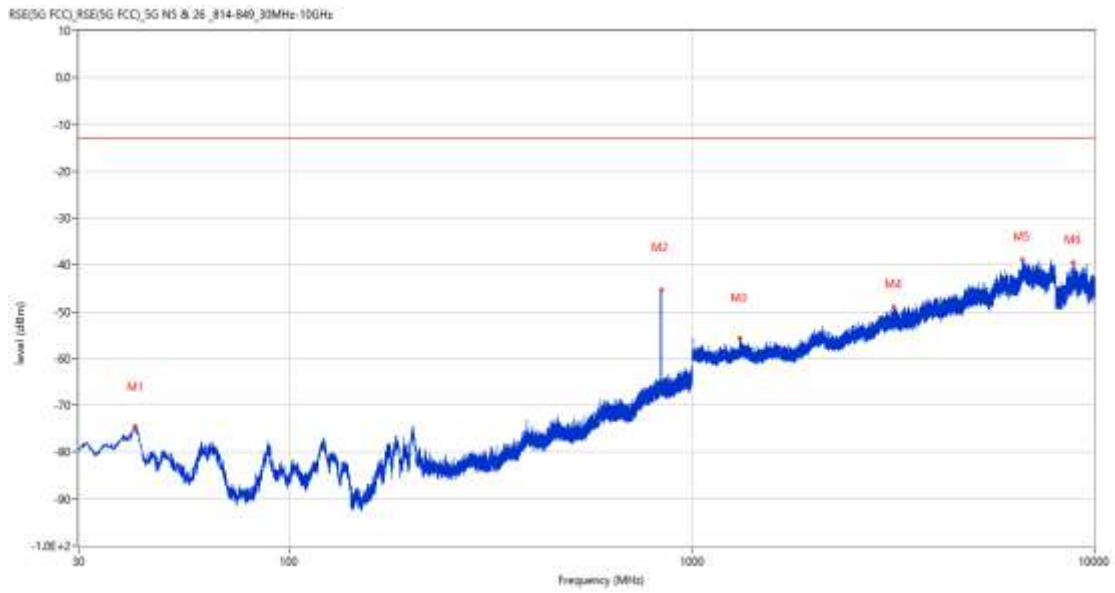
21.1 n5 BW5, PI/2 BPSK, Middle Channel

RSE-H&H n5 BW5 CH176300



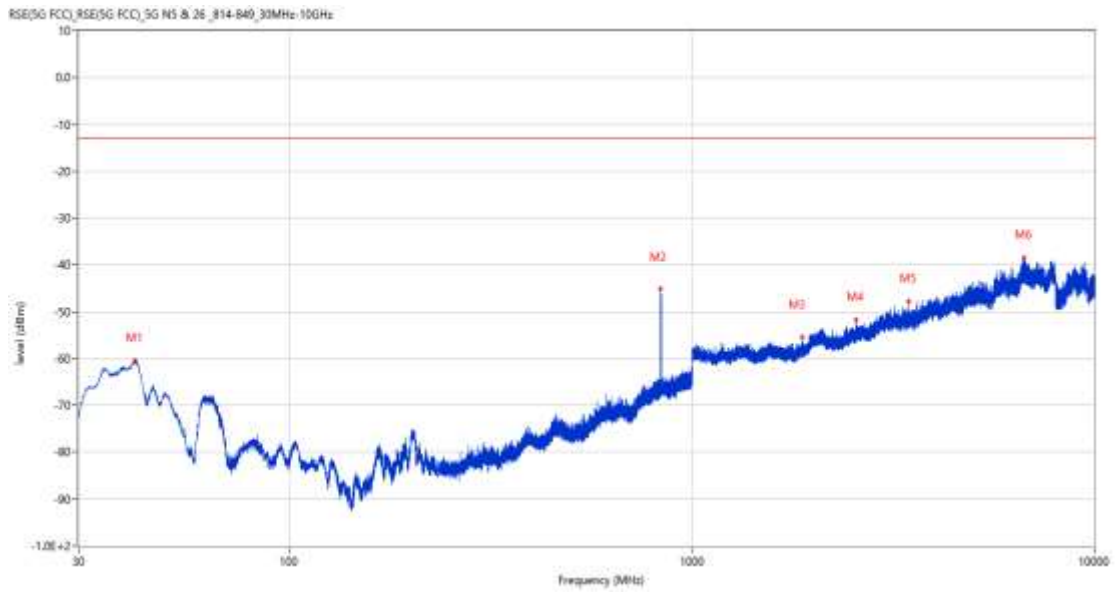
Frequency (MHz)	Result (dBm)	Factor (dB)	PK Limit (dBm)	Over Limit (dB)	Table (o)	ANT	EUT	Verdict
838.446	-45.37	4.85	-13.0	-32.37	205.00	Horizontal	Horizontal	N/A
2021.900	-53.18	-1.49	-13.0	-40.18	164.00	Horizontal	Horizontal	Pass
3032.250	-49.06	5.25	-13.0	-36.06	105.00	Horizontal	Horizontal	Pass
4886.500	-43.95	10.69	-13.0	-30.95	87.00	Horizontal	Horizontal	Pass
5732.750	-40.61	12.30	-13.0	-27.61	53.00	Horizontal	Horizontal	Pass
9449.201	-39.44	14.21	-13.0	-26.44	331.00	Horizontal	Horizontal	Pass

RSE-H&V n5 BW5 CH176300



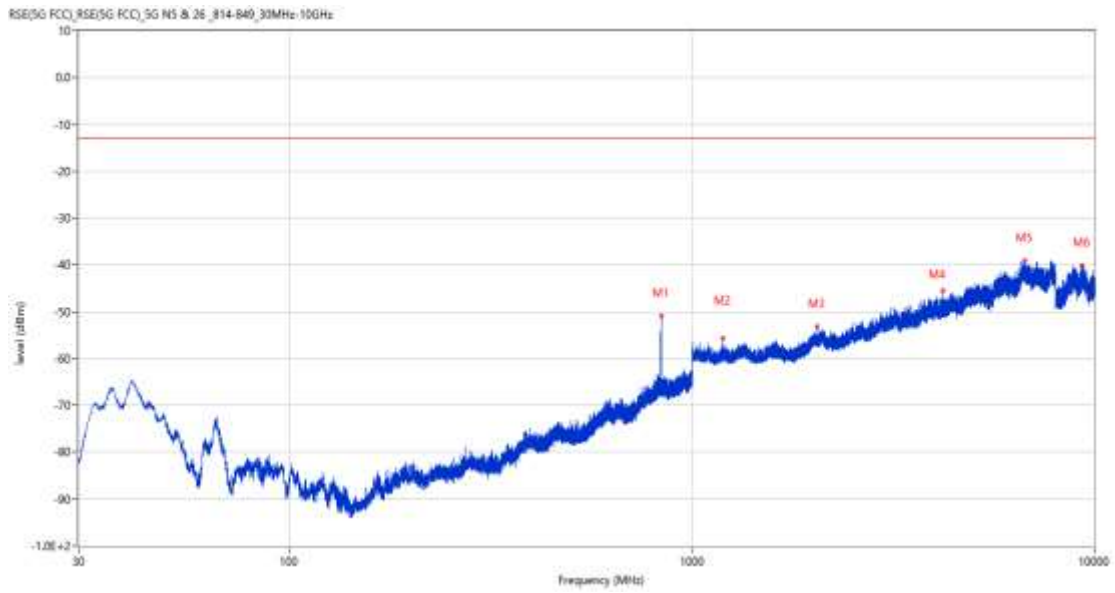
Frequency (MHz)	Result (dBm)	Factor (dB)	PK Limit (dBm)	Over Limit (dB)	Table (o)	ANT	EUT	Verdict
41.300	-74.58	-17.90	-13.0	-61.58	221.00	Horizontal	Vertical	Pass
838.543	-45.31	4.85	-13.0	-32.31	3.00	Horizontal	Vertical	N/A
1312.500	-55.76	-3.83	-13.0	-42.76	289.00	Horizontal	Vertical	Pass
3181.500	-49.14	6.06	-13.0	-36.14	296.00	Horizontal	Vertical	Pass
6634.500	-38.90	14.87	-13.0	-25.90	276.00	Horizontal	Vertical	Pass
8883.500	-39.53	14.29	-13.0	-26.53	108.00	Horizontal	Vertical	Pass

RSE-V&V n5 BW5 CH176300



Frequency (MHz)	Result (dBm)	Factor (dB)	PK Limit (dBm)	Over Limit (dB)	Table (o)	ANT	EUT	Verdict
41.446	-60.37	-17.85	-13.0	-47.37	299.00	Vertical	Vertical	Pass
837.331	-45.17	4.81	-13.0	-32.17	198.00	Vertical	Vertical	N/A
1877.000	-55.52	-3.53	-13.0	-42.52	241.00	Vertical	Vertical	Pass
2558.200	-51.83	0.32	-13.0	-38.83	304.00	Vertical	Vertical	Pass
3465.000	-47.89	6.93	-13.0	-34.89	282.00	Vertical	Vertical	Pass
6669.000	-38.54	14.66	-13.0	-25.54	129.00	Vertical	Vertical	Pass

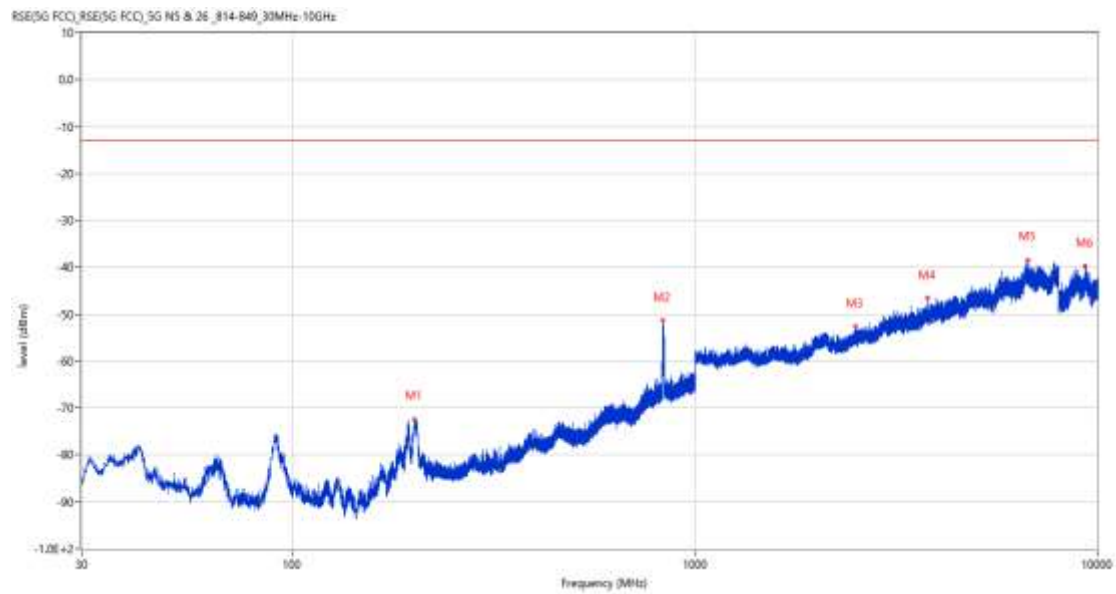
RSE-V&H n5 BW5 CH176300



Frequency (MHz)	Result (dBm)	Factor (dB)	PK Limit (dBm)	Over Limit (dB)	Table (o)	ANT	EUT	Verdict
838.495	-50.81	4.85	-13.0	-37.81	29.00	Vertical	Horizontal	N/A
1196.800	-55.72	-4.22	-13.0	-42.72	14.00	Vertical	Horizontal	Pass
2052.700	-53.27	-1.17	-13.0	-40.27	153.00	Vertical	Horizontal	Pass
4217.250	-45.43	8.85	-13.0	-32.43	196.00	Vertical	Horizontal	Pass
6704.500	-39.09	15.52	-13.0	-26.09	3.00	Vertical	Horizontal	Pass
9328.900	-40.19	15.03	-13.0	-27.19	36.00	Vertical	Horizontal	Pass

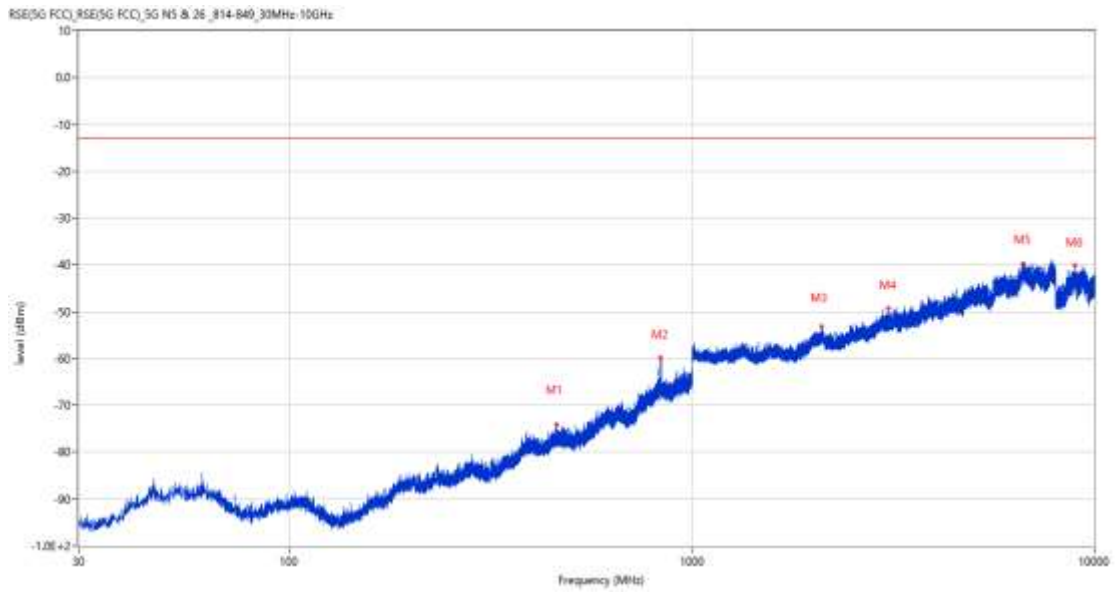
21.2 n5 BW15, PI/2 BPSK, Middle Channel

RSE-H&H n5 BW15 CH176300



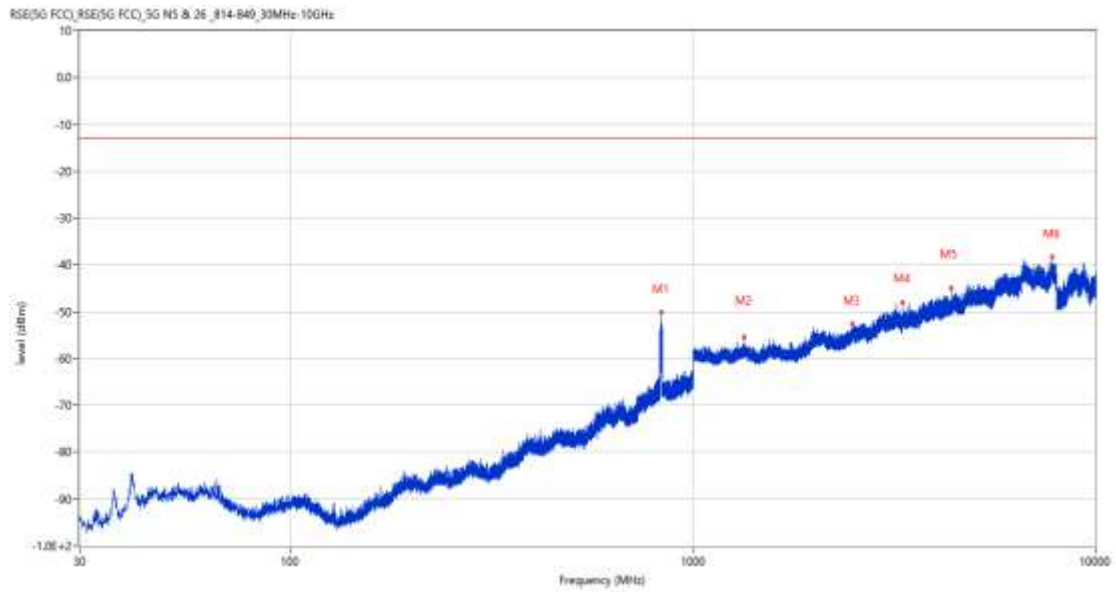
Frequency (MHz)	Result (dBm)	Factor (dB)	PK Limit (dBm)	Over Limit (dB)	Table (o)	ANT	EUT	Verdict
201.059	-72.52	-14.24	-13.0	-59.52	133.00	Horizontal	Horizontal	Pass
833.596	-51.28	4.66	-13.0	-38.28	241.00	Horizontal	Horizontal	N/A
2509.800	-52.63	0.52	-13.0	-39.63	2.00	Horizontal	Horizontal	Pass
3786.750	-46.58	8.02	-13.0	-33.58	274.00	Horizontal	Horizontal	Pass
6703.250	-38.57	15.53	-13.0	-25.57	240.00	Horizontal	Horizontal	Pass
9319.900	-39.81	15.13	-13.0	-26.81	86.00	Horizontal	Horizontal	Pass

RSE-H&V n5 BW15 CH176300



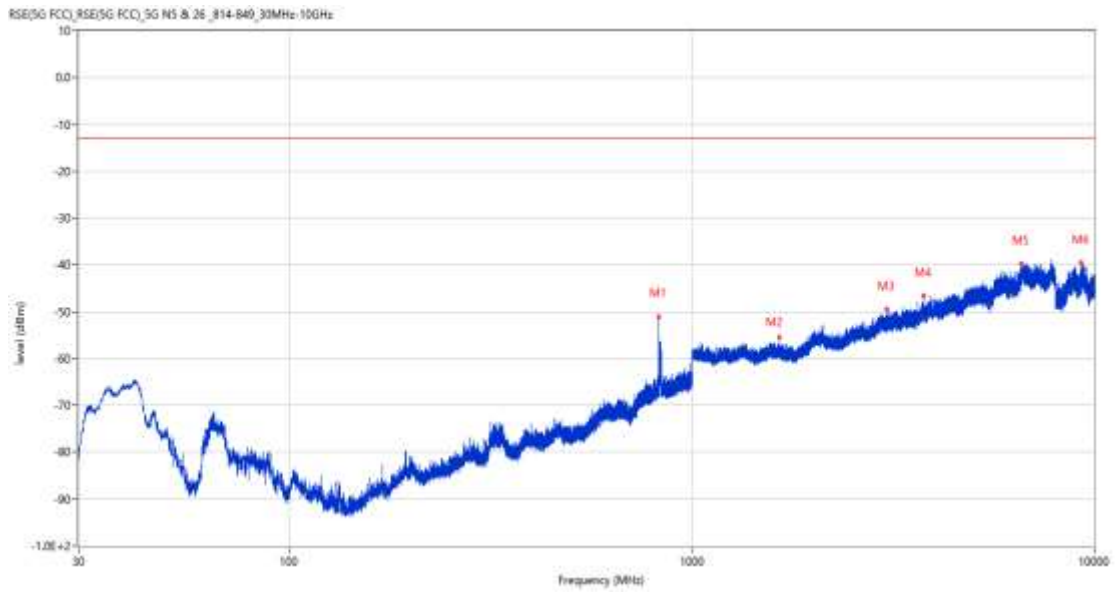
Frequency (MHz)	Result (dBm)	Factor (dB)	PK Limit (dBm)	Over Limit (dB)	Table (o)	ANT	EUT	Verdict
461.456	-74.20	-5.19	-13.0	-61.20	179.00	Horizontal	Vertical	Pass
836.361	-59.86	4.77	-13.0	-46.86	191.00	Horizontal	Vertical	N/A
2095.600	-53.19	-0.49	-13.0	-40.19	85.00	Horizontal	Vertical	Pass
3074.500	-49.17	5.42	-13.0	-36.17	333.00	Horizontal	Vertical	Pass
6657.750	-39.79	14.90	-13.0	-26.79	299.00	Horizontal	Vertical	Pass
8966.901	-40.18	13.57	-13.0	-27.18	155.00	Horizontal	Vertical	Pass

RSE-V&V n5 BW15 CH176300



Frequency (MHz)	Result (dBm)	Factor (dB)	PK Limit (dBm)	Over Limit (dB)	Table (o)	ANT	EUT	Verdict
836.749	-50.18	4.78	-13.0	-37.18	315.00	Vertical	Vertical	N/A
1342.500	-55.53	-3.67	-13.0	-42.53	140.00	Vertical	Vertical	Pass
2491.700	-52.54	0.58	-13.0	-39.54	191.00	Vertical	Vertical	Pass
3317.000	-48.03	5.72	-13.0	-35.03	3.00	Vertical	Vertical	Pass
4388.000	-44.89	9.17	-13.0	-31.89	299.00	Vertical	Vertical	Pass
7799.000	-38.35	15.84	-13.0	-25.35	266.00	Vertical	Vertical	Pass

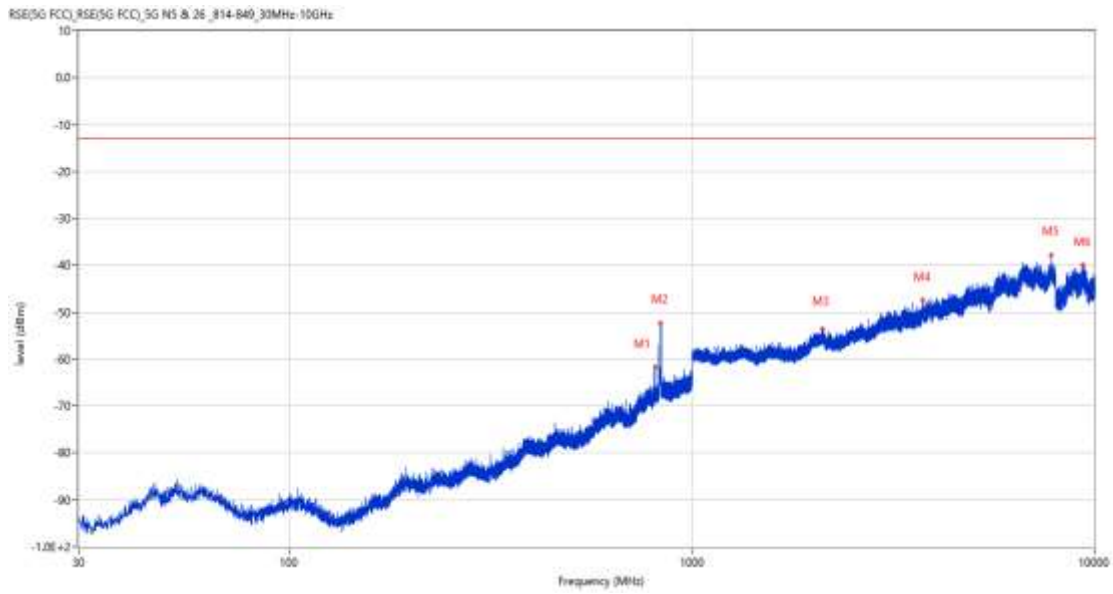
RSE-V&H n5 BW15 CH176300



Frequency (MHz)	Result (dBm)	Factor (dB)	PK Limit (dBm)	Over Limit (dB)	Table (o)	ANT	EUT	Verdict
829.522	-51.19	4.49	-13.0	-38.19	324.00	Vertical	Horizontal	N/A
1645.500	-55.45	-4.06	-13.0	-42.45	0.00	Vertical	Horizontal	Pass
3051.750	-49.55	5.35	-13.0	-36.55	299.00	Vertical	Horizontal	Pass
3757.750	-46.55	8.55	-13.0	-33.55	247.00	Vertical	Horizontal	Pass
6588.250	-39.70	14.29	-13.0	-26.70	144.00	Vertical	Horizontal	Pass
9286.000	-39.48	15.09	-13.0	-26.48	162.00	Vertical	Horizontal	Pass

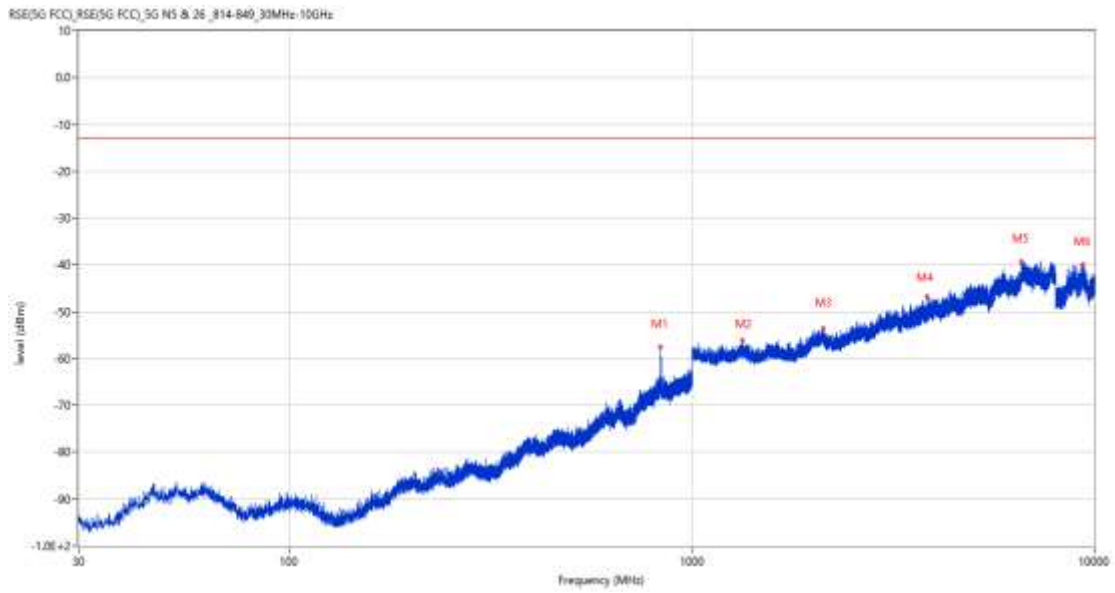
21.3 n5 BW20, PI/2 BPSK, Middle Channel

RSE-H&H n5 BW20 CH176300



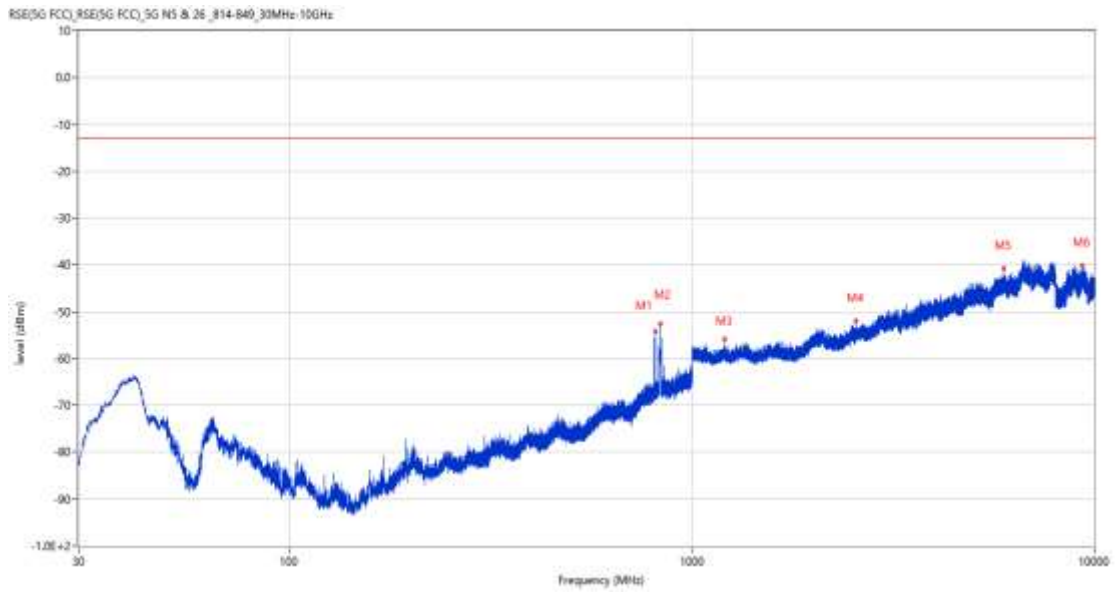
Frequency (MHz)	Result (dBm)	Factor (dB)	PK Limit (dBm)	Over Limit (dB)	Table (o)	ANT	EUT	Verdict
809.104	-61.74	4.21	-13.0	-48.74	223.00	Horizontal	Horizontal	N/A
837.040	-52.44	4.79	-13.0	-39.44	210.00	Horizontal	Horizontal	N/A
2112.400	-53.66	-0.55	-13.0	-40.66	347.00	Horizontal	Horizontal	Pass
3751.250	-47.42	8.01	-13.0	-34.42	74.00	Horizontal	Horizontal	Pass
7828.250	-37.90	15.80	-13.0	-24.90	216.00	Horizontal	Horizontal	Pass
9358.000	-39.94	14.58	-13.0	-26.94	341.00	Horizontal	Horizontal	Pass

RSE-H&V n5 BW20 CH176300



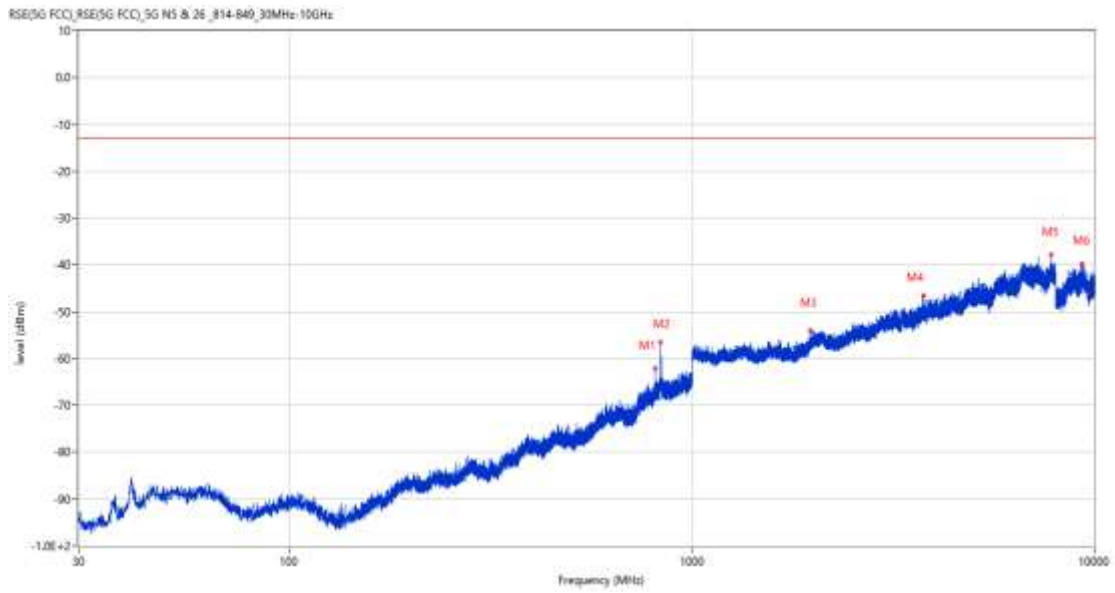
Frequency (MHz)	Result (dBm)	Factor (dB)	PK Limit (dBm)	Over Limit (dB)	Table (o)	ANT	EUT	Verdict
837.670	-57.60	4.82	-13.0	-44.60	185.00	Horizontal	Vertical	N/A
1333.200	-56.01	-4.05	-13.0	-43.01	98.00	Horizontal	Vertical	Pass
2118.800	-53.66	-0.92	-13.0	-40.66	357.00	Horizontal	Vertical	Pass
3839.500	-46.77	8.05	-13.0	-33.77	360.00	Horizontal	Vertical	Pass
6588.500	-39.41	14.29	-13.0	-26.41	150.00	Horizontal	Vertical	Pass
9383.099	-39.83	13.91	-13.0	-26.83	0.00	Horizontal	Vertical	Pass

RSE-V&V n5 BW20 CH176300



Frequency (MHz)	Result (dBm)	Factor (dB)	PK Limit (dBm)	Over Limit (dB)	Table (o)	ANT	EUT	Verdict
809.104	-54.31	4.21	-13.0	-41.31	249.00	Vertical	Vertical	N/A
836.943	-52.52	4.79	-13.0	-39.52	338.00	Vertical	Vertical	N/A
1207.100	-55.84	-4.42	-13.0	-42.84	270.00	Vertical	Vertical	Pass
2551.000	-52.02	-0.05	-13.0	-39.02	102.00	Vertical	Vertical	Pass
5964.500	-40.83	13.56	-13.0	-27.83	295.00	Vertical	Vertical	Pass
9306.200	-40.19	15.27	-13.0	-27.19	0.00	Vertical	Vertical	Pass

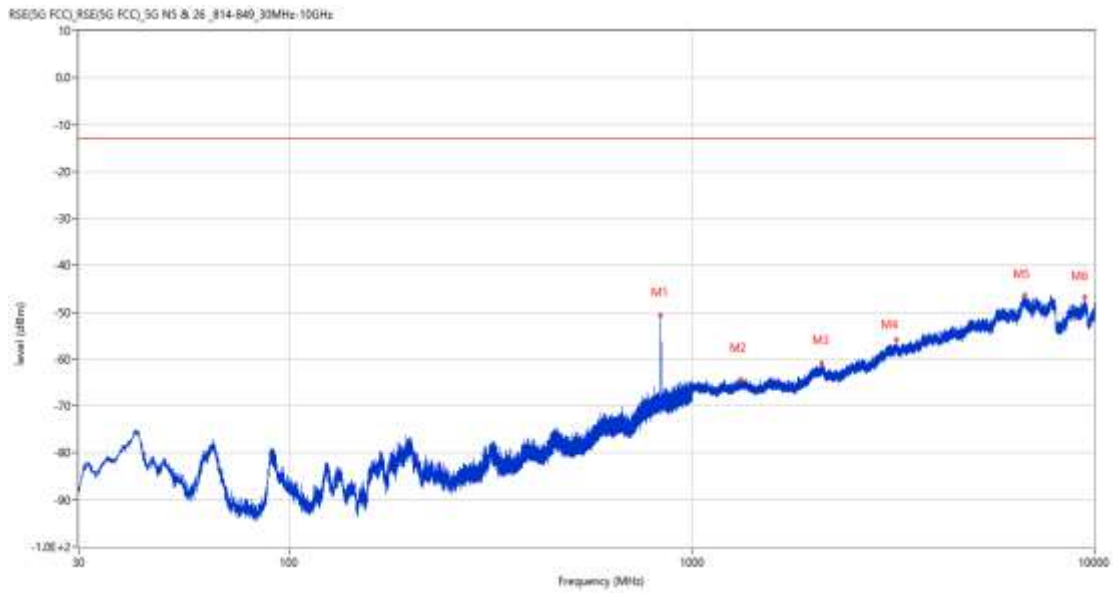
RSE-V&H n5 BW20 CH176300



Frequency (MHz)	Result (dBm)	Factor (dB)	PK Limit (dBm)	Over Limit (dB)	Table (o)	ANT	EUT	Verdict
810.074	-62.06	4.20	-13.0	-49.06	230.00	Vertical	Horizontal	N/A
837.574	-56.44	4.82	-13.0	-43.44	36.00	Vertical	Horizontal	N/A
1969.800	-54.09	-1.73	-13.0	-41.09	296.00	Vertical	Horizontal	Pass
3764.500	-46.50	8.98	-13.0	-33.50	206.00	Vertical	Horizontal	Pass
7802.000	-37.91	15.82	-13.0	-24.91	242.00	Vertical	Horizontal	Pass
9324.000	-39.77	15.08	-13.0	-26.77	210.00	Vertical	Horizontal	Pass

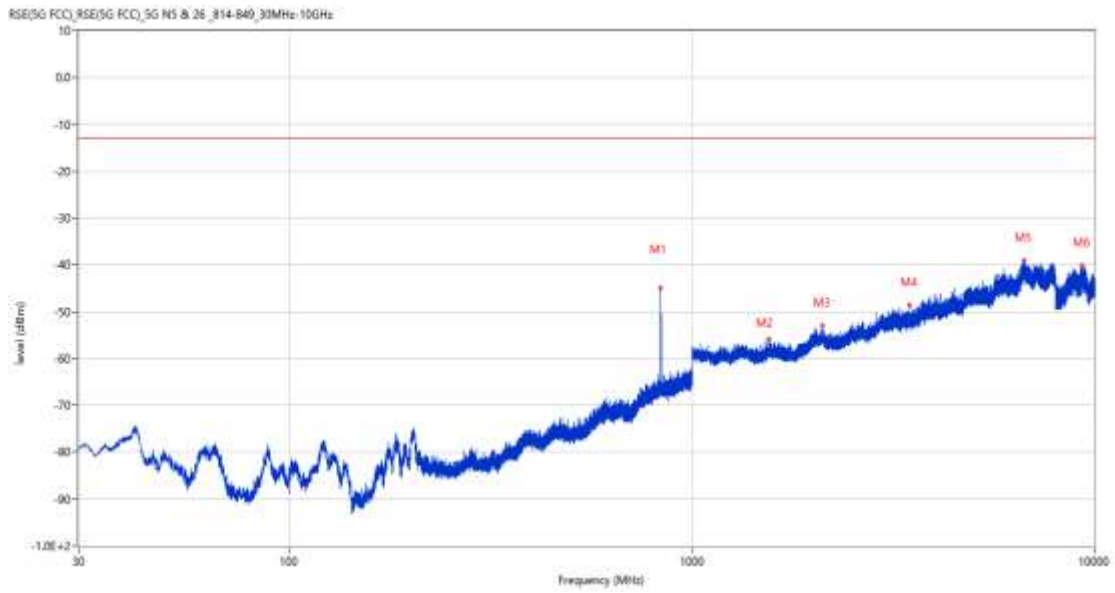
21.4 n5 BW5, QPSK, Middle Channel

RSE-H&H n5 BW5 CH176300



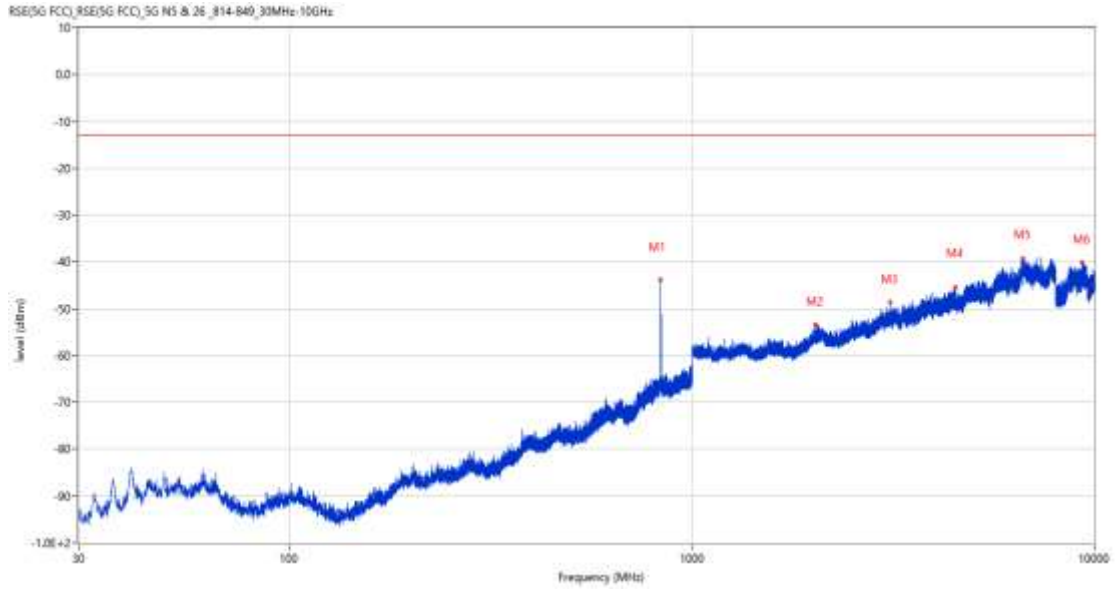
Frequency (MHz)	Result (dBm)	Factor (dB)	PK Limit (dBm)	Over Limit (dB)	Table (o)	ANT	EUT	Verdict
836.458	-50.77	4.77	-13.0	-37.77	271.00	Horizontal	Horizontal	N/A
1319.000	-64.29	-3.83	-13.0	-51.29	1.00	Horizontal	Horizontal	Pass
2098.400	-60.92	-0.14	-13.0	-47.92	213.00	Horizontal	Horizontal	Pass
3214.000	-55.94	5.82	-13.0	-42.94	81.00	Horizontal	Horizontal	Pass
6721.750	-46.44	15.64	-13.0	-33.44	198.00	Horizontal	Horizontal	Pass
9450.412	-46.76	14.21	-13.0	-33.76	315.00	Horizontal	Horizontal	Pass

RSE-H&V n5 BW5 CH176300



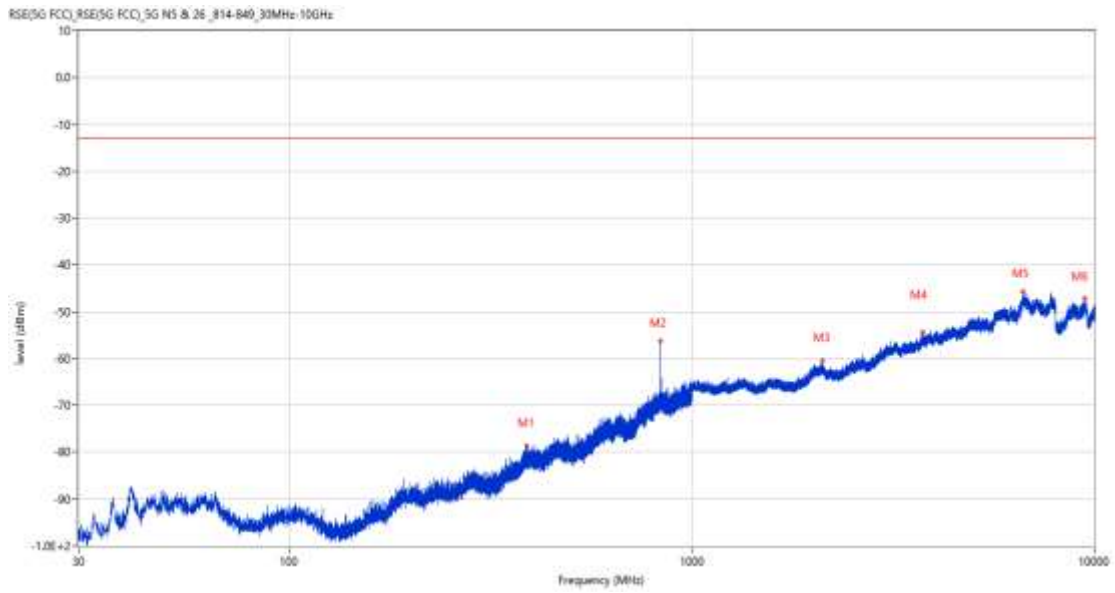
Frequency (MHz)	Result (dBm)	Factor (dB)	PK Limit (dBm)	Over Limit (dB)	Table (o)	ANT	EUT	Verdict
836.749	-44.83	4.78	-13.0	-31.83	5.00	Horizontal	Vertical	N/A
1553.300	-55.93	-3.99	-13.0	-42.93	2.00	Horizontal	Vertical	Pass
2107.100	-52.94	-0.19	-13.0	-39.94	71.00	Horizontal	Vertical	Pass
3476.750	-48.64	7.01	-13.0	-35.64	333.00	Horizontal	Vertical	Pass
6689.750	-39.17	14.74	-13.0	-26.17	177.00	Horizontal	Vertical	Pass
9296.900	-40.07	15.28	-13.0	-27.07	226.00	Horizontal	Vertical	Pass

RSE-V&V n5 BW5 CH176300



Frequency (MHz)	Result (dBm)	Factor (dB)	PK Limit (dBm)	Over Limit (dB)	Table (o)	ANT	EUT	Verdict
837.137	-43.95	4.80	-13.0	-30.95	3.00	Vertical	Vertical	N/A
2029.500	-53.34	-1.50	-13.0	-40.34	346.00	Vertical	Vertical	Pass
3114.750	-48.58	5.57	-13.0	-35.58	282.00	Vertical	Vertical	Pass
4516.250	-45.61	10.22	-13.0	-32.61	298.00	Vertical	Vertical	Pass
6646.750	-39.33	15.26	-13.0	-26.33	282.00	Vertical	Vertical	Pass
9325.600	-40.19	15.06	-13.0	-27.19	341.00	Vertical	Vertical	Pass

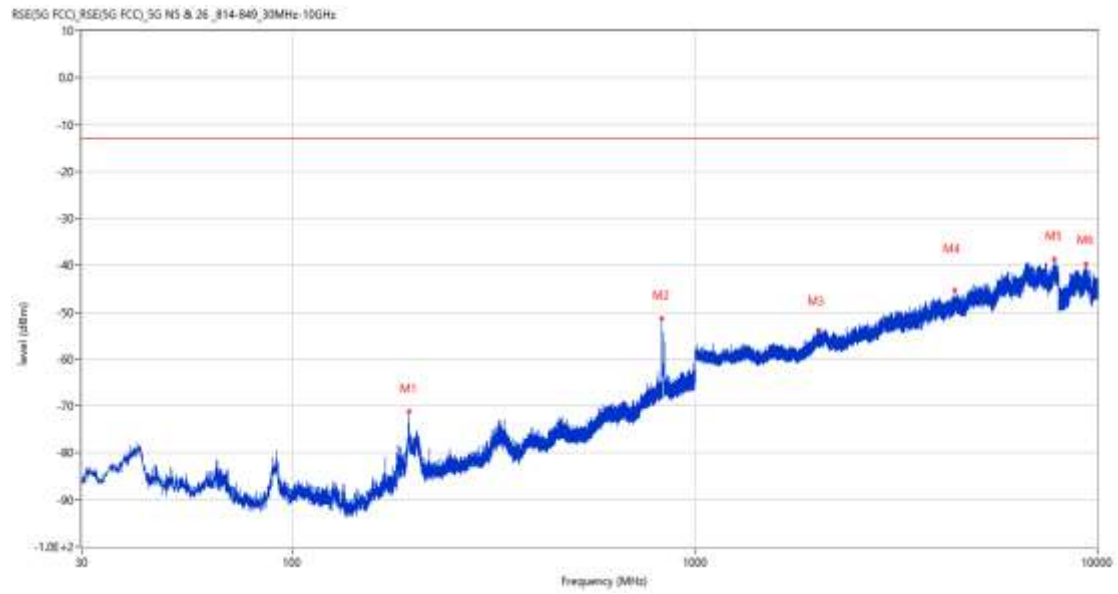
RSE-V&H n5 BW5 CH176300



Frequency (MHz)	Result (dBm)	Factor (dB)	PK Limit (dBm)	Over Limit (dB)	Table (o)	ANT	EUT	Verdict
389.530	-78.74	-6.76	-13.0	-65.74	232.00	Vertical	Horizontal	Pass
834.276	-56.38	4.68	-13.0	-43.38	11.00	Vertical	Horizontal	N/A
2110.900	-60.36	-0.44	-13.0	-47.36	198.00	Vertical	Horizontal	Pass
3751.000	-54.44	7.99	-13.0	-41.44	267.00	Vertical	Horizontal	Pass
6664.250	-45.63	14.69	-13.0	-32.63	64.00	Vertical	Horizontal	Pass
9447.326	-47.27	14.18	-13.0	-34.27	2.00	Vertical	Horizontal	Pass

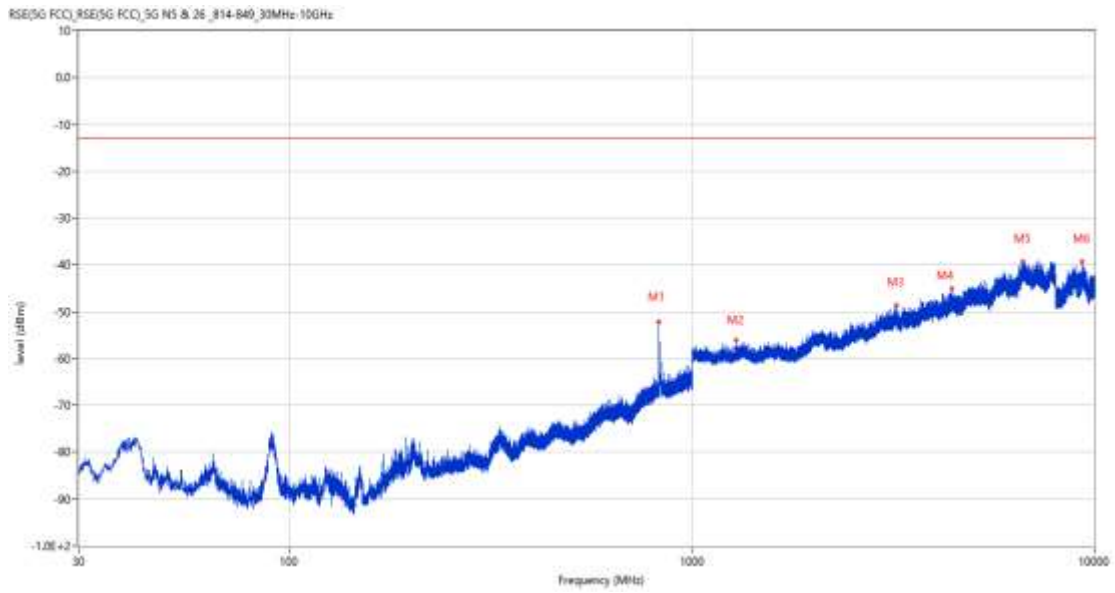
21.5 n5 BW15, QPSK, Middle Channel

RSE-H&H n5 BW15 CH176300



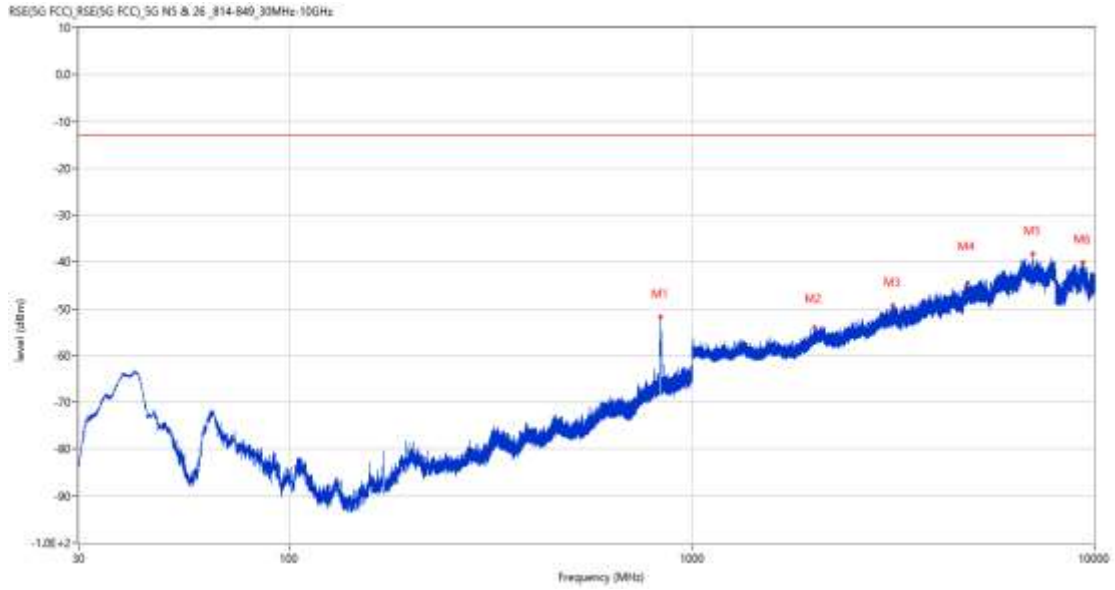
Frequency (MHz)	Result (dBm)	Factor (dB)	PK Limit (dBm)	Over Limit (dB)	Table (o)	ANT	EUT	Verdict
194.948	-71.13	-14.13	-13.0	-58.13	118.00	Horizontal	Horizontal	Pass
829.377	-51.36	4.49	-13.0	-38.36	227.00	Horizontal	Horizontal	N/A
2031.300	-53.84	-1.47	-13.0	-40.84	232.00	Horizontal	Horizontal	Pass
4426.000	-45.41	9.79	-13.0	-32.41	264.00	Horizontal	Horizontal	Pass
7807.750	-38.78	16.10	-13.0	-25.78	230.00	Horizontal	Horizontal	Pass
9355.500	-39.76	14.65	-13.0	-26.76	33.00	Horizontal	Horizontal	Pass

RSE-H&V n5 BW15 CH176300



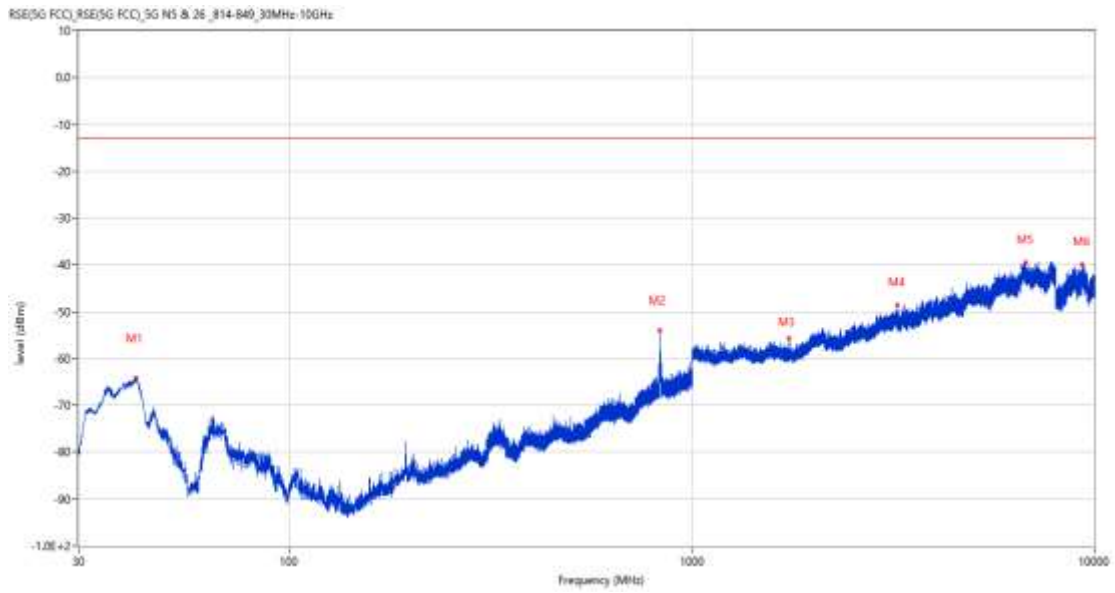
Frequency (MHz)	Result (dBm)	Factor (dB)	PK Limit (dBm)	Over Limit (dB)	Table (o)	ANT	EUT	Verdict
829.377	-52.17	4.49	-13.0	-39.17	187.00	Horizontal	Vertical	N/A
1290.800	-55.98	-4.25	-13.0	-42.98	186.00	Horizontal	Vertical	Pass
3225.500	-48.70	6.72	-13.0	-35.70	73.00	Horizontal	Vertical	Pass
4428.250	-45.16	9.67	-13.0	-32.16	3.00	Horizontal	Vertical	Pass
6660.500	-39.33	14.75	-13.0	-26.33	198.00	Horizontal	Vertical	Pass
9311.000	-39.39	15.22	-13.0	-26.39	214.00	Horizontal	Vertical	Pass

RSE-V&V n5 BW15 CH176300



Frequency (MHz)	Result (dBm)	Factor (dB)	PK Limit (dBm)	Over Limit (dB)	Table (o)	ANT	EUT	Verdict
836.506	-51.83	4.77	-13.0	-38.83	216.00	Vertical	Vertical	N/A
2013.200	-54.06	-1.39	-13.0	-41.06	96.00	Vertical	Vertical	Pass
3153.750	-49.33	5.67	-13.0	-36.33	148.00	Vertical	Vertical	Pass
4840.000	-44.42	9.97	-13.0	-31.42	165.00	Vertical	Vertical	Pass
7046.750	-38.25	13.96	-13.0	-25.25	31.00	Vertical	Vertical	Pass
9343.700	-40.20	14.87	-13.0	-27.20	18.00	Vertical	Vertical	Pass

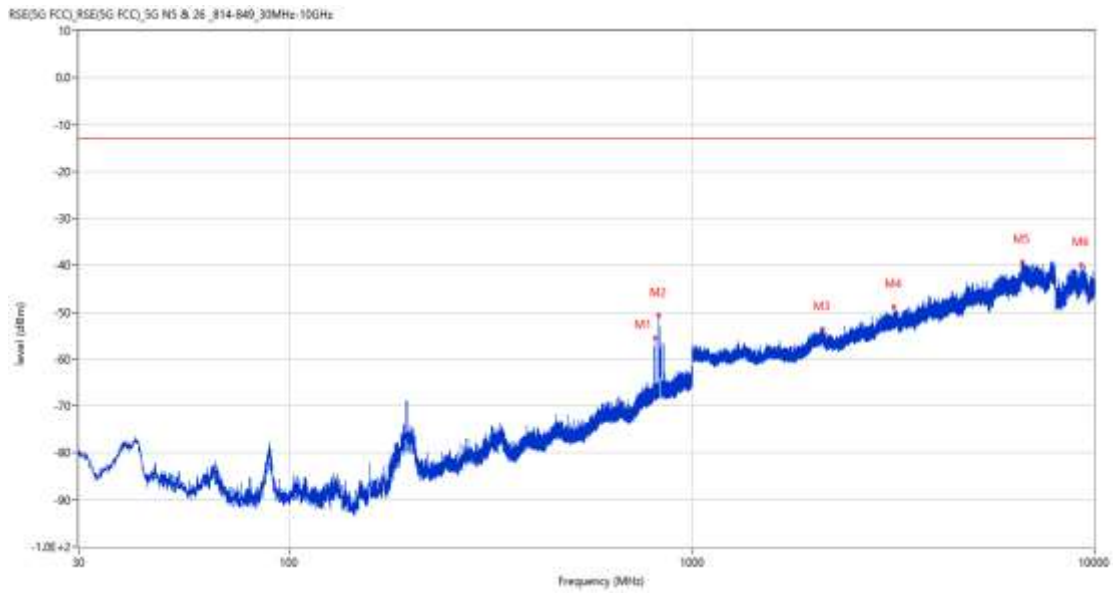
RSE-V&H n5 BW15 CH176300



Frequency (MHz)	Result (dBm)	Factor (dB)	PK Limit (dBm)	Over Limit (dB)	Table (o)	ANT	EUT	Verdict
41.688	-64.23	-17.77	-13.0	-51.23	285.00	Vertical	Horizontal	Pass
833.596	-54.05	4.66	-13.0	-41.05	220.00	Vertical	Horizontal	N/A
1744.900	-55.74	-4.68	-13.0	-42.74	0.00	Vertical	Horizontal	Pass
3245.250	-48.64	5.78	-13.0	-35.64	25.00	Vertical	Horizontal	Pass
6747.000	-39.59	14.77	-13.0	-26.59	331.00	Vertical	Horizontal	Pass
9335.700	-39.97	14.95	-13.0	-26.97	324.00	Vertical	Horizontal	Pass

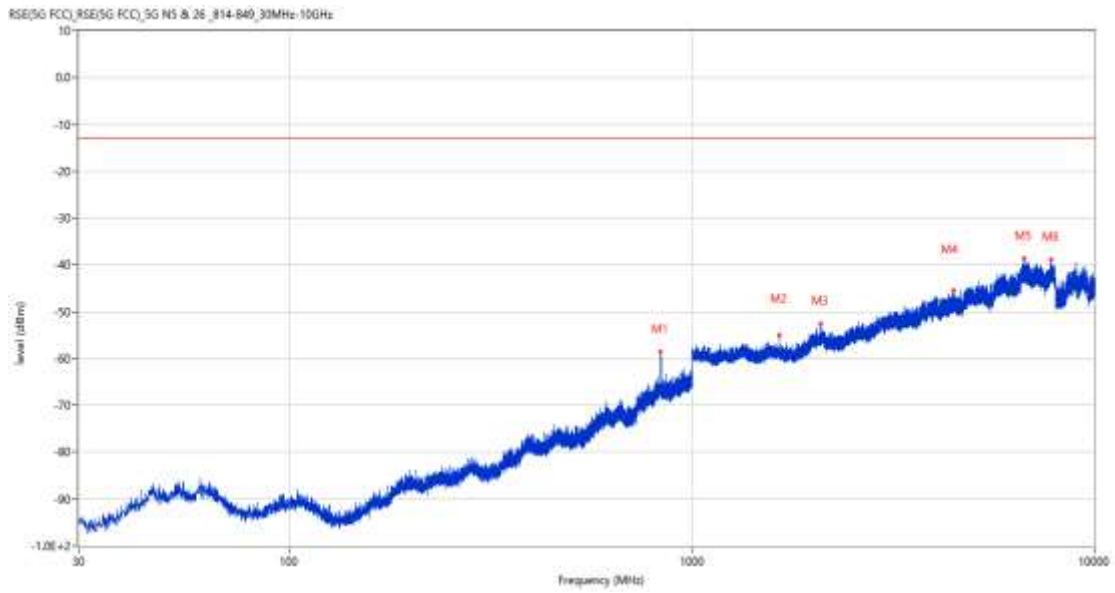
21.6 n5 BW20, QPSK, Middle Channel

RSE-H&H n5 BW20 CH176300



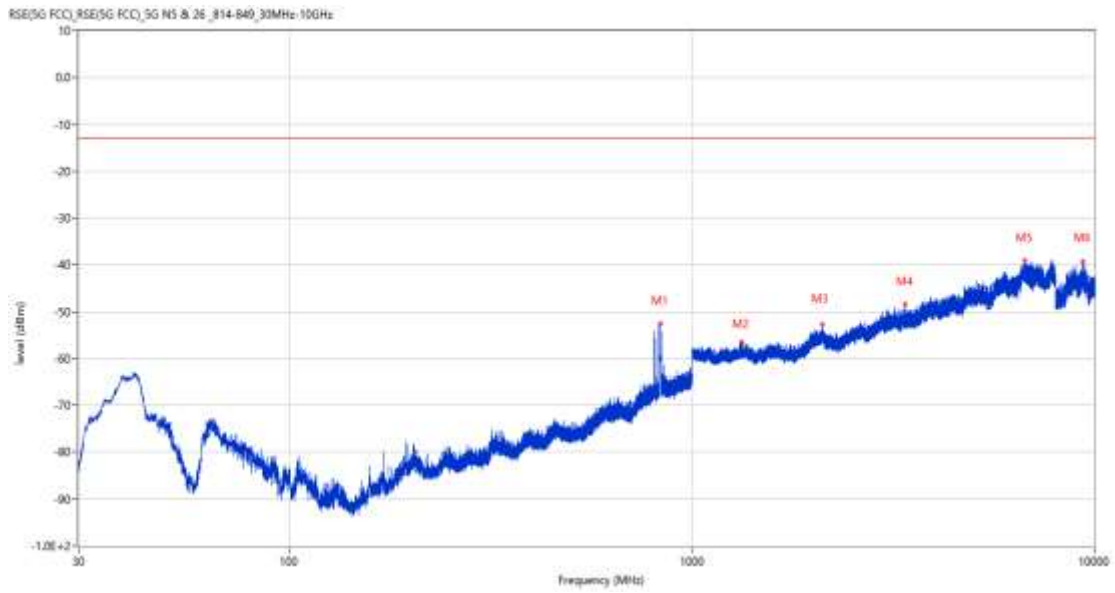
Frequency (MHz)	Result (dBm)	Factor (dB)	PK Limit (dBm)	Over Limit (dB)	Table (o)	ANT	EUT	Verdict
809.201	-55.42	4.21	-13.0	-42.42	318.00	Horizontal	Horizontal	N/A
827.001	-50.74	4.39	-13.0	-37.74	197.00	Horizontal	Horizontal	N/A
2115.100	-53.55	-0.80	-13.0	-40.55	0.00	Horizontal	Horizontal	Pass
3168.250	-48.91	5.72	-13.0	-35.91	203.00	Horizontal	Horizontal	Pass
6629.000	-39.32	14.73	-13.0	-26.32	220.00	Horizontal	Horizontal	Pass
9289.099	-40.00	15.14	-13.0	-27.00	42.00	Horizontal	Horizontal	Pass

RSE-H&V n5 BW20 CH176300



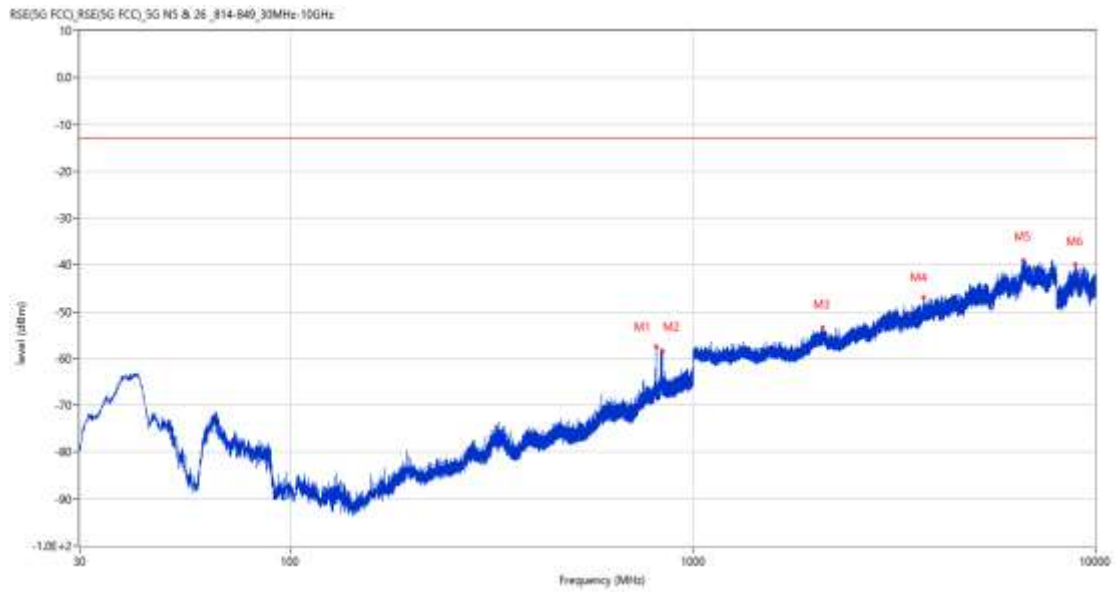
Frequency (MHz)	Result (dBm)	Factor (dB)	PK Limit (dBm)	Over Limit (dB)	Table (o)	ANT	EUT	Verdict
837.137	-58.62	4.80	-13.0	-45.62	185.00	Horizontal	Vertical	N/A
1648.200	-54.95	-4.12	-13.0	-41.95	109.00	Horizontal	Vertical	Pass
2092.800	-52.64	-0.64	-13.0	-39.64	250.00	Horizontal	Vertical	Pass
4461.250	-45.62	9.83	-13.0	-32.62	199.00	Horizontal	Vertical	Pass
6698.750	-38.77	15.27	-13.0	-25.77	330.00	Horizontal	Vertical	Pass
7830.250	-38.97	15.67	-13.0	-25.97	218.00	Horizontal	Vertical	Pass

RSE-V&V n5 BW20 CH176300



Frequency (MHz)	Result (dBm)	Factor (dB)	PK Limit (dBm)	Over Limit (dB)	Table (o)	ANT	EUT	Verdict
835.731	-52.65	4.74	-13.0	-39.65	302.00	Vertical	Vertical	N/A
1325.200	-56.48	-4.12	-13.0	-43.48	273.00	Vertical	Vertical	Pass
2114.200	-52.80	-0.69	-13.0	-39.80	79.00	Vertical	Vertical	Pass
3394.000	-48.34	6.32	-13.0	-35.34	32.00	Vertical	Vertical	Pass
6706.250	-39.10	15.54	-13.0	-26.10	199.00	Vertical	Vertical	Pass
9360.201	-39.27	14.52	-13.0	-26.27	0.00	Vertical	Vertical	Pass

RSE-V&H n5 BW20 CH176300

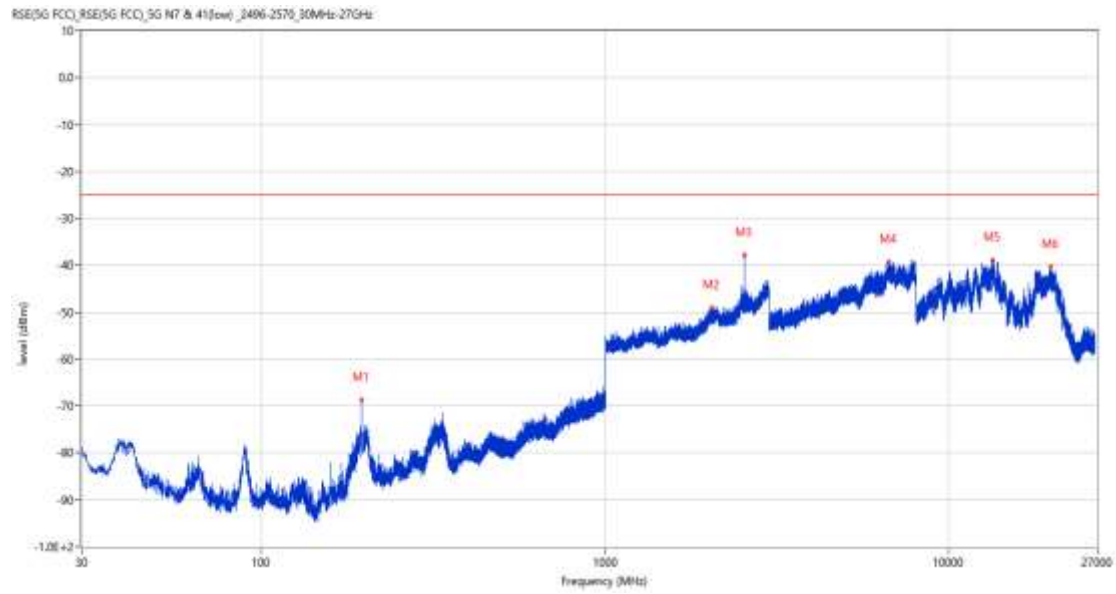


Frequency (MHz)	Result (dBm)	Factor (dB)	PK Limit (dBm)	Over Limit (dB)	Table (o)	ANT	EUT	Verdict
809.153	-57.63	4.21	-13.0	-44.63	208.00	Vertical	Horizontal	N/A
839.756	-58.38	4.90	-13.0	-45.38	47.00	Vertical	Horizontal	N/A
2104.800	-53.38	-0.27	-13.0	-40.38	190.00	Vertical	Horizontal	Pass
3756.500	-46.91	8.42	-13.0	-33.91	360.00	Vertical	Horizontal	Pass
6608.500	-39.10	14.35	-13.0	-26.10	207.00	Vertical	Horizontal	Pass
8887.000	-39.85	14.23	-13.0	-26.85	164.00	Vertical	Horizontal	Pass

22 n7

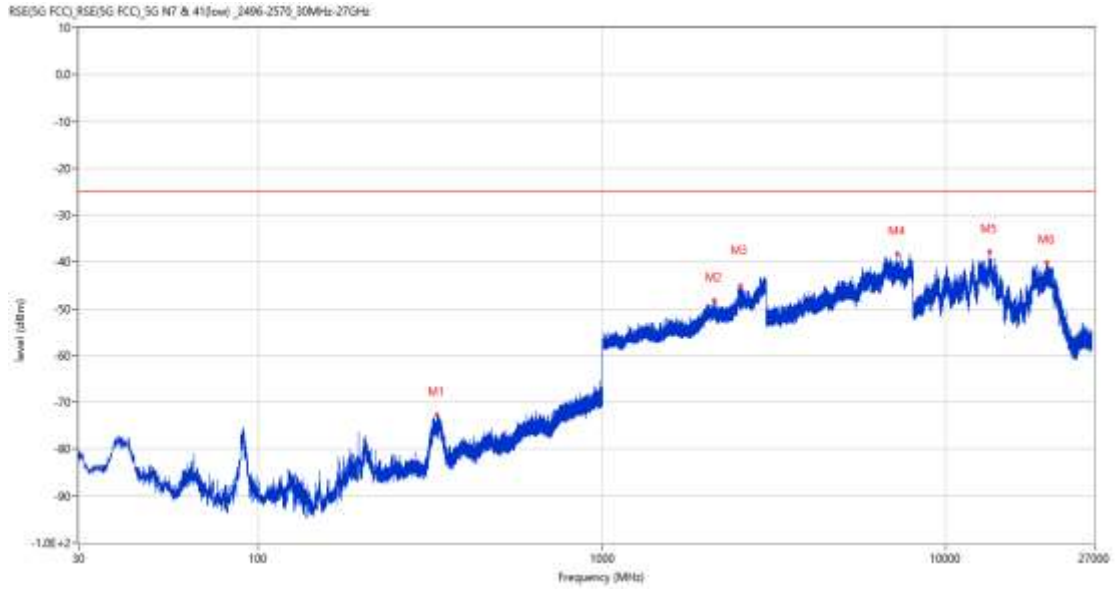
22.1 n7 BW5, PI/2 BPSk, Middle Channel

RSE-H&H n7 BW5 CH531000



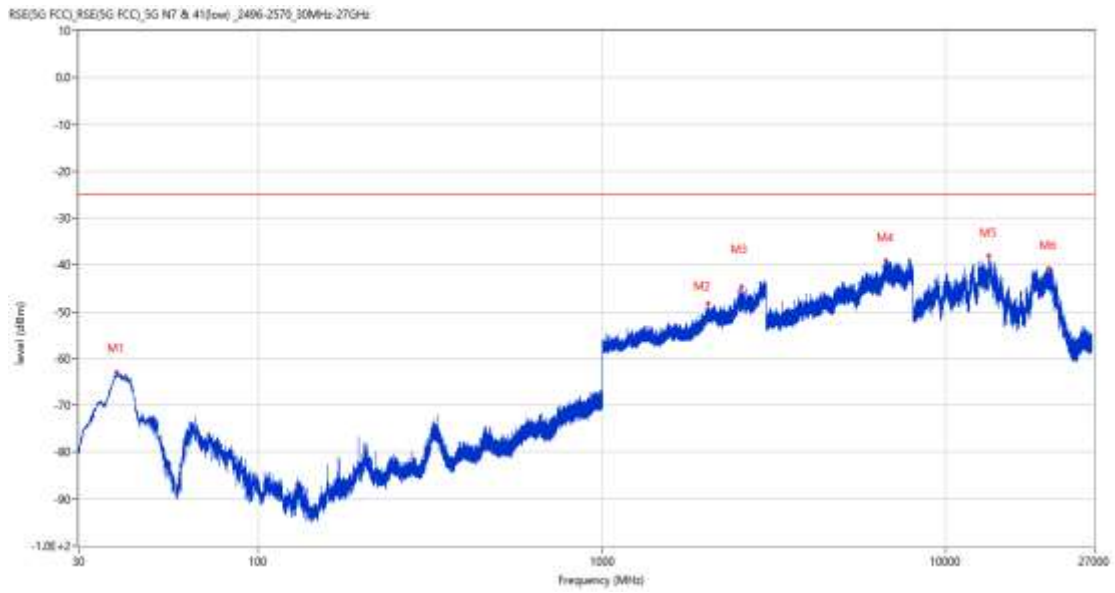
Frequency (MHz)	Result (dBm)	Factor (dB)	PK Limit (dBm)	Over Limit (dB)	Table (o)	ANT	EUT	Verdict
195.530	-68.68	-15.85	-25.0	-43.68	125.00	Horizontal	Horizontal	Pass
2043.900	-49.13	3.82	-25.0	-24.13	1.00	Horizontal	Horizontal	Pass
2537.700	-37.82	8.16	-25.0	-12.82	339.00	Horizontal	Horizontal	N/A
6661.750	-39.35	14.78	-25.0	-14.35	246.00	Horizontal	Horizontal	Pass
13367.137	-38.91	16.70	-25.0	-13.91	242.00	Horizontal	Horizontal	Pass
19772.250	-40.42	12.94	-25.0	-15.42	33.00	Horizontal	Horizontal	Pass

RSE-H&V n7 BW5 CH531000



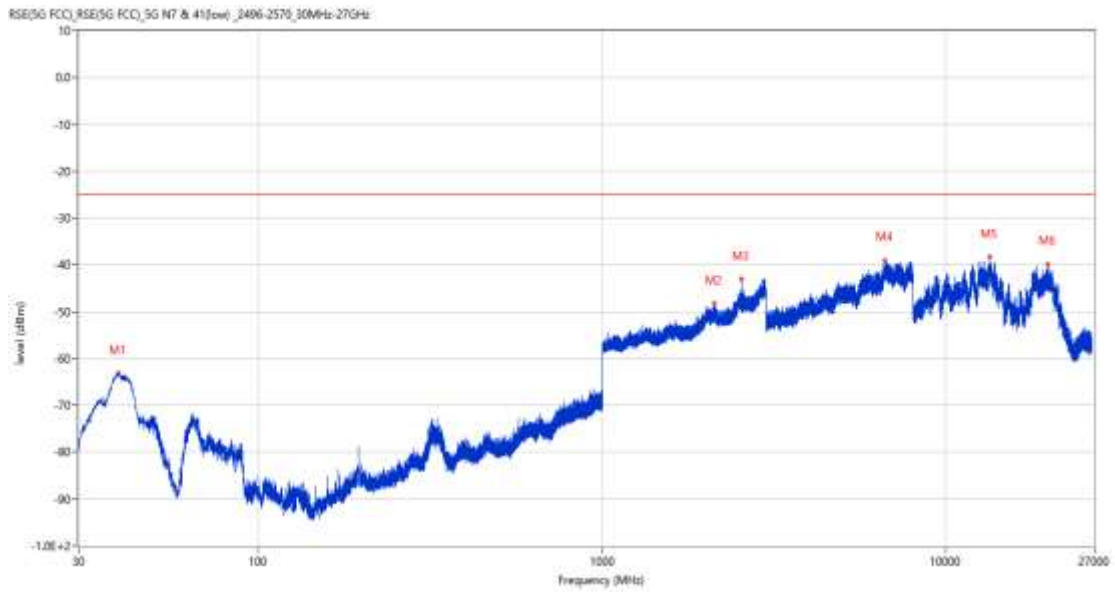
Frequency (MHz)	Result (dBm)	Factor (dB)	PK Limit (dBm)	Over Limit (dB)	Table (o)	ANT	EUT	Verdict
330.118	-72.71	-14.69	-25.0	-47.71	209.00	Horizontal	Vertical	Pass
2119.700	-48.28	4.43	-25.0	-23.28	173.00	Horizontal	Vertical	Pass
2518.500	-45.14	8.23	-25.0	-20.14	143.00	Horizontal	Vertical	Pass
7196.750	-38.30	14.70	-25.0	-13.30	149.00	Horizontal	Vertical	Pass
13370.550	-37.86	16.73	-25.0	-12.86	209.00	Horizontal	Vertical	Pass
19625.626	-40.11	12.93	-25.0	-15.11	1.00	Horizontal	Vertical	Pass

RSE-V&V n7 BW5 CH531000



Frequency (MHz)	Result (dBm)	Factor (dB)	PK Limit (dBm)	Over Limit (dB)	Table (o)	ANT	EUT	Verdict
38.633	-62.98	-20.60	-25.0	-37.98	277.00	Vertical	Vertical	Pass
2027.500	-48.31	4.18	-25.0	-23.31	2.00	Vertical	Vertical	Pass
2534.900	-44.74	8.17	-25.0	-19.74	206.00	Vertical	Vertical	Pass
6685.750	-39.11	14.57	-25.0	-14.11	232.00	Vertical	Vertical	Pass
13348.500	-38.14	16.48	-25.0	-13.14	360.00	Vertical	Vertical	Pass
19881.050	-40.72	12.95	-25.0	-15.72	74.00	Vertical	Vertical	Pass

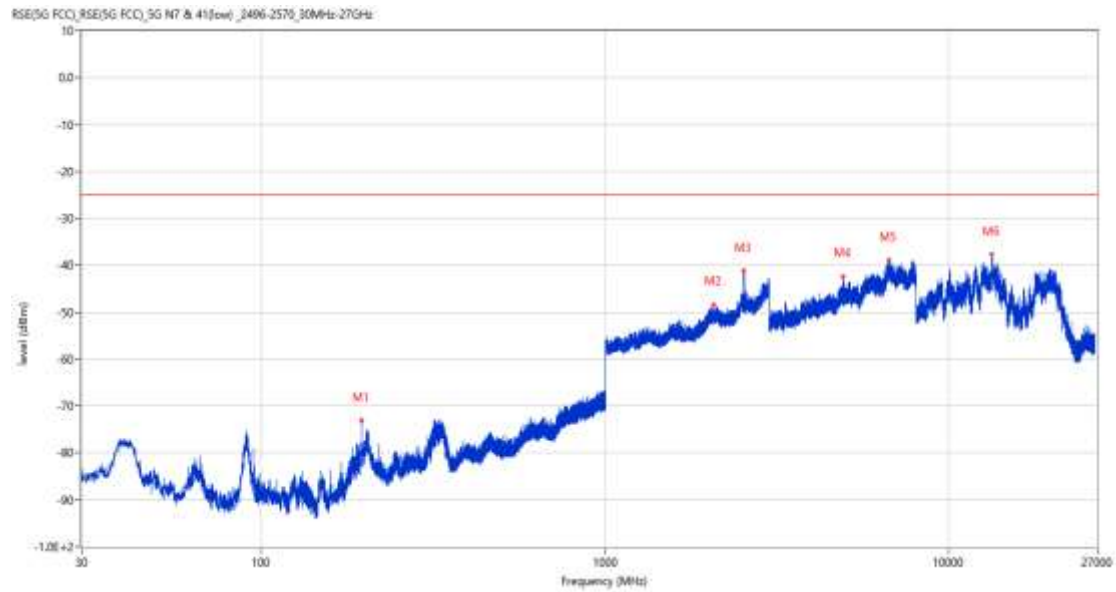
RSE-V&H n7 BW5 CH531000



Frequency (MHz)	Result (dBm)	Factor (dB)	PK Limit (dBm)	Over Limit (dB)	Table (o)	ANT	EUT	Verdict
39.069	-63.12	-20.16	-25.0	-38.12	360.00	Vertical	Horizontal	Pass
2111.800	-48.17	4.76	-25.0	-23.17	231.00	Vertical	Horizontal	Pass
2535.800	-43.10	8.16	-25.0	-18.10	1.00	Vertical	Horizontal	N/A
6630.250	-39.19	14.73	-25.0	-14.19	223.00	Vertical	Horizontal	Pass
13382.362	-38.18	16.84	-25.0	-13.18	213.00	Vertical	Horizontal	Pass
19739.525	-40.02	12.94	-25.0	-15.02	199.00	Vertical	Horizontal	Pass

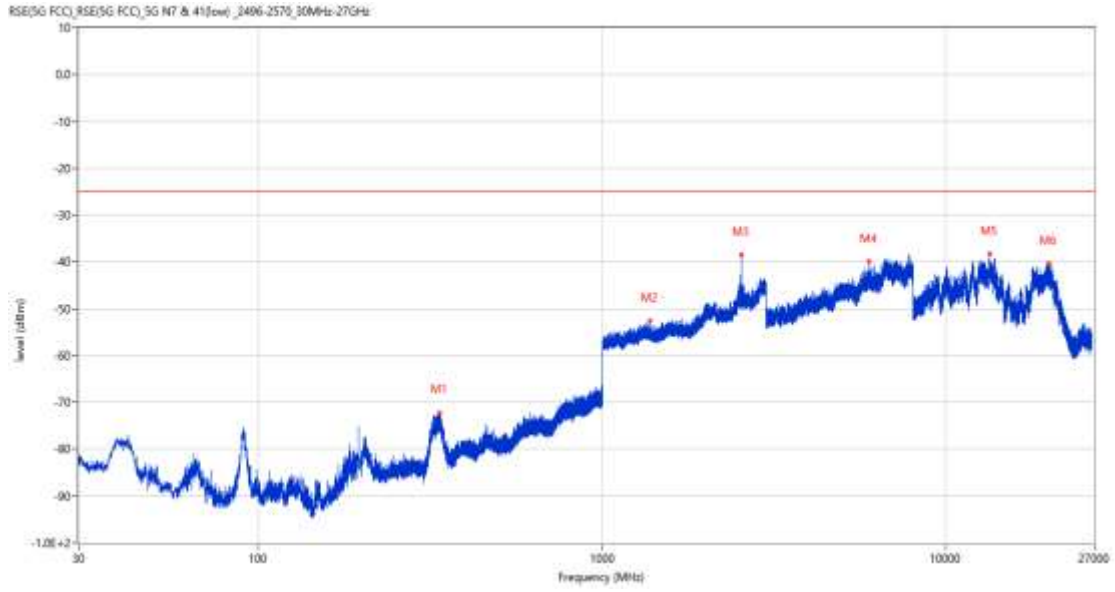
22.2 n7 BW25, PI/2 BPSk, Middle Channel

RSE-H&H n7 BW25 CH531000



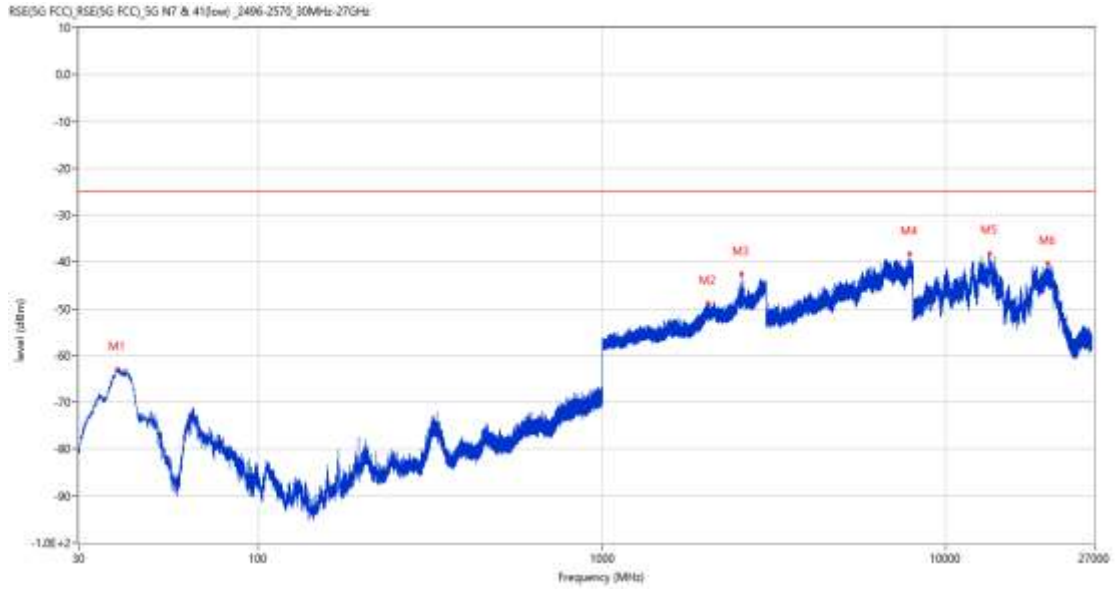
Frequency (MHz)	Result (dBm)	Factor (dB)	PK Limit (dBm)	Over Limit (dB)	Table (o)	ANT	EUT	Verdict
195.530	-73.03	-15.85	-25.0	-48.03	142.00	Horizontal	Horizontal	Pass
2063.500	-48.47	4.12	-25.0	-23.47	36.00	Horizontal	Horizontal	Pass
2523.900	-41.17	8.21	-25.0	-16.17	310.00	Horizontal	Horizontal	N/A
4929.500	-42.31	10.77	-25.0	-17.31	100.00	Horizontal	Horizontal	Pass
6692.000	-38.90	14.87	-25.0	-13.90	100.00	Horizontal	Horizontal	Pass
13348.237	-37.69	16.47	-25.0	-12.69	324.00	Horizontal	Horizontal	Pass

RSE-H&V n7 BW25 CH531000



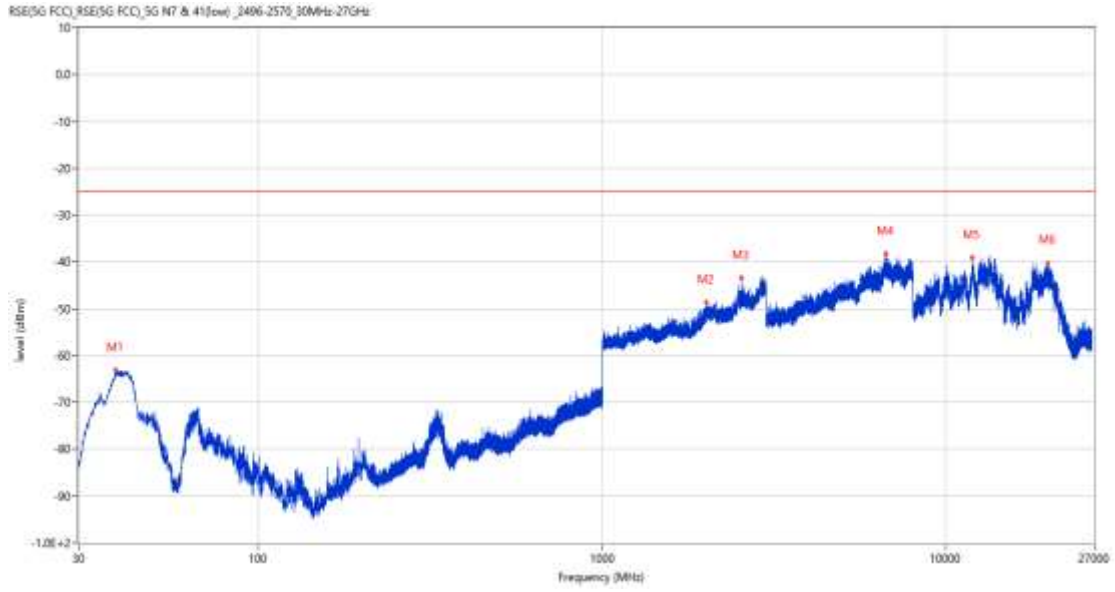
Frequency (MHz)	Result (dBm)	Factor (dB)	PK Limit (dBm)	Over Limit (dB)	Table (o)	ANT	EUT	Verdict
336.811	-72.29	-13.38	-25.0	-47.29	168.00	Horizontal	Vertical	Pass
1376.800	-52.66	-0.28	-25.0	-27.66	234.00	Horizontal	Vertical	Pass
2537.800	-38.48	8.16	-25.0	-13.48	176.00	Horizontal	Vertical	N/A
5962.750	-40.00	13.47	-25.0	-15.00	94.00	Horizontal	Vertical	Pass
13426.987	-38.36	16.42	-25.0	-13.36	180.00	Horizontal	Vertical	Pass
19914.625	-40.40	12.95	-25.0	-15.40	9.00	Horizontal	Vertical	Pass

RSE-V&V n7 BW25 CH531000



Frequency (MHz)	Result (dBm)	Factor (dB)	PK Limit (dBm)	Over Limit (dB)	Table (o)	ANT	EUT	Verdict
38.827	-62.85	-20.40	-25.0	-37.85	298.00	Vertical	Vertical	Pass
2035.100	-48.77	3.67	-25.0	-23.77	32.00	Vertical	Vertical	Pass
2537.000	-42.64	8.16	-25.0	-17.64	358.00	Vertical	Vertical	N/A
7818.250	-38.18	16.33	-25.0	-13.18	321.00	Vertical	Vertical	Pass
13376.326	-38.26	16.79	-25.0	-13.26	346.00	Vertical	Vertical	Pass
19698.301	-40.26	12.94	-25.0	-15.26	215.00	Vertical	Vertical	Pass

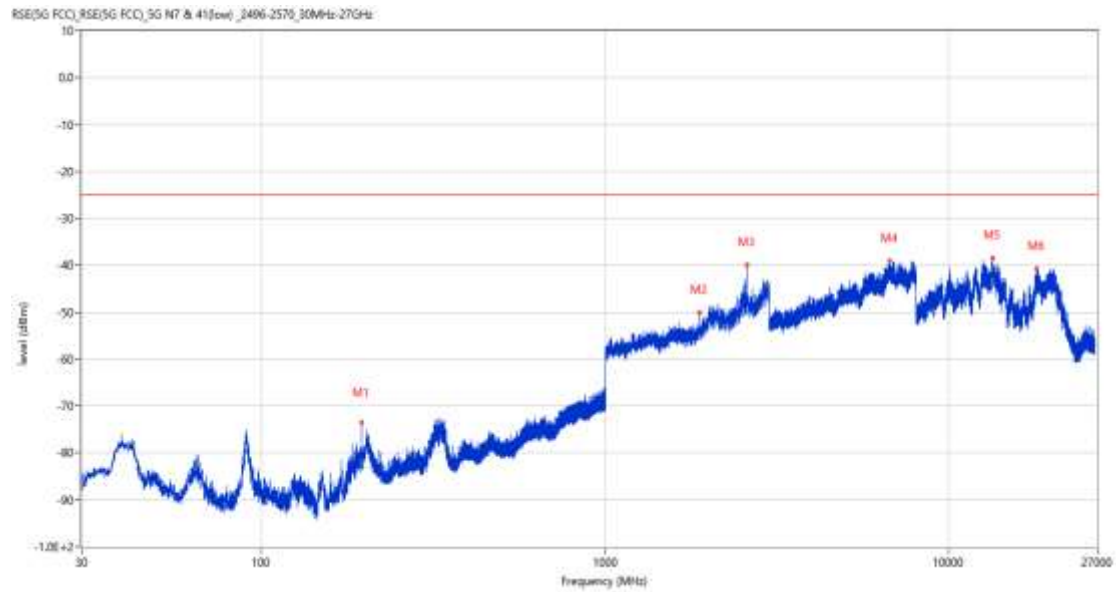
RSE-V&H n7 BW25 CH531000



Frequency (MHz)	Result (dBm)	Factor (dB)	PK Limit (dBm)	Over Limit (dB)	Table (o)	ANT	EUT	Verdict
38.342	-63.16	-20.90	-25.0	-38.16	328.00	Vertical	Horizontal	Pass
2006.900	-48.70	3.69	-25.0	-23.70	55.00	Vertical	Horizontal	Pass
2538.300	-43.43	8.15	-25.0	-18.43	1.00	Vertical	Horizontal	N/A
6680.250	-38.35	14.53	-25.0	-13.35	29.00	Vertical	Horizontal	Pass
11924.924	-39.02	13.97	-25.0	-14.02	44.00	Vertical	Horizontal	Pass
19741.225	-40.42	12.94	-25.0	-15.42	217.00	Vertical	Horizontal	Pass

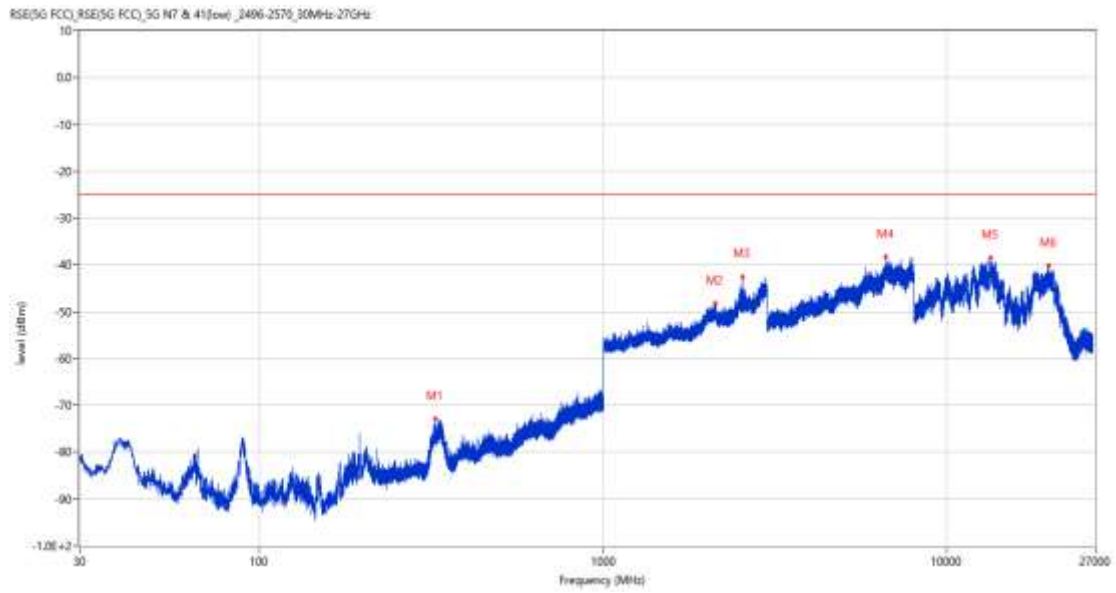
22.3 n7 BW30, PI/2 BPSk, Middle Channel

RSE-H&H n7 BW30 CH531000



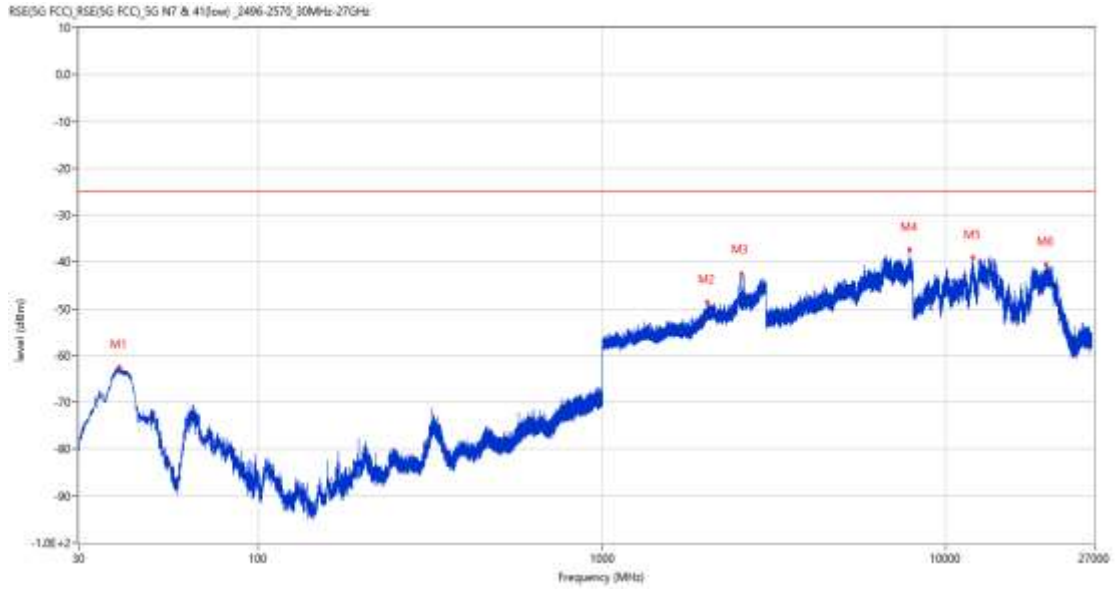
Frequency (MHz)	Result (dBm)	Factor (dB)	PK Limit (dBm)	Over Limit (dB)	Table (o)	ANT	EUT	Verdict
195.530	-73.49	-15.85	-25.0	-48.49	122.00	Horizontal	Horizontal	Pass
1881.200	-50.15	1.26	-25.0	-25.15	3.00	Horizontal	Horizontal	Pass
2580.900	-39.97	8.55	-25.0	-14.97	54.00	Horizontal	Horizontal	N/A
6699.750	-39.09	15.36	-25.0	-14.09	325.00	Horizontal	Horizontal	Pass
13375.799	-38.47	16.78	-25.0	-13.47	110.00	Horizontal	Horizontal	Pass
17962.199	-40.66	13.79	-25.0	-15.66	17.00	Horizontal	Horizontal	Pass

RSE-H&V n7 BW30 CH531000



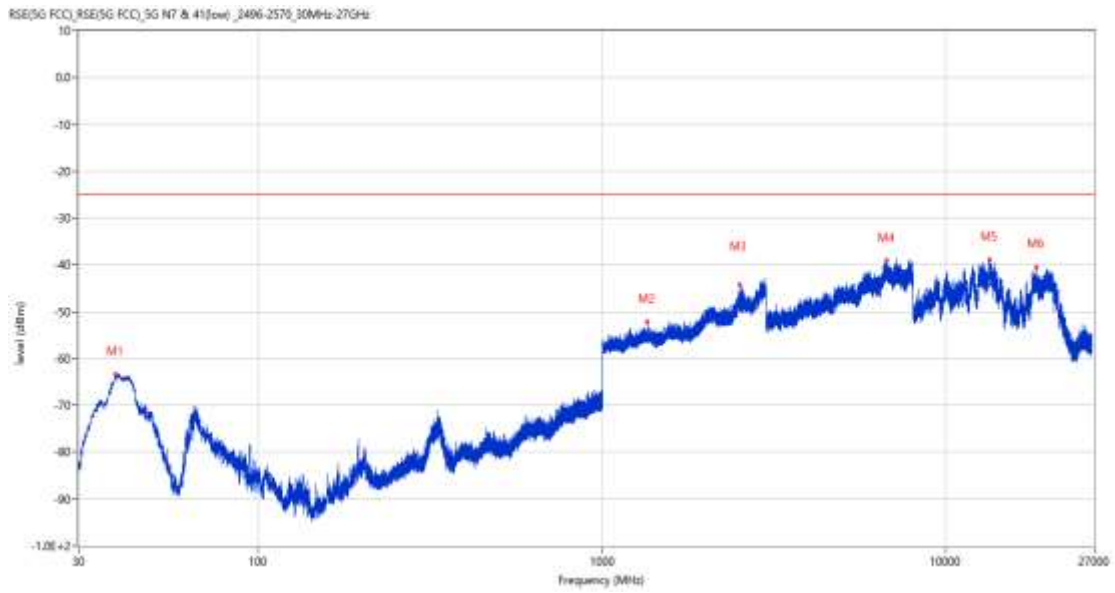
Frequency (MHz)	Result (dBm)	Factor (dB)	PK Limit (dBm)	Over Limit (dB)	Table (o)	ANT	EUT	Verdict
324.929	-72.97	-14.76	-25.0	-47.97	179.00	Horizontal	Vertical	Pass
2111.300	-48.29	4.75	-25.0	-23.29	3.00	Horizontal	Vertical	Pass
2536.400	-42.63	8.16	-25.0	-17.63	350.00	Horizontal	Vertical	N/A
6634.250	-38.34	14.83	-25.0	-13.34	360.00	Horizontal	Vertical	Pass
13369.238	-38.40	16.72	-25.0	-13.40	0.00	Horizontal	Vertical	Pass
19782.875	-40.18	12.94	-25.0	-15.18	293.00	Horizontal	Vertical	Pass

RSE-V&V n7 BW30 CH531000



Frequency (MHz)	Result (dBm)	Factor (dB)	PK Limit (dBm)	Over Limit (dB)	Table (o)	ANT	EUT	Verdict
39.264	-62.41	-20.00	-25.0	-37.41	301.00	Vertical	Vertical	Pass
2016.900	-48.60	4.30	-25.0	-23.60	191.00	Vertical	Vertical	Pass
2536.100	-42.71	8.16	-25.0	-17.71	43.00	Vertical	Vertical	N/A
7815.750	-37.46	16.26	-25.0	-12.46	332.00	Vertical	Vertical	Pass
11948.912	-39.16	14.01	-25.0	-14.16	360.00	Vertical	Vertical	Pass
19486.224	-40.62	12.93	-25.0	-15.62	3.00	Vertical	Vertical	Pass

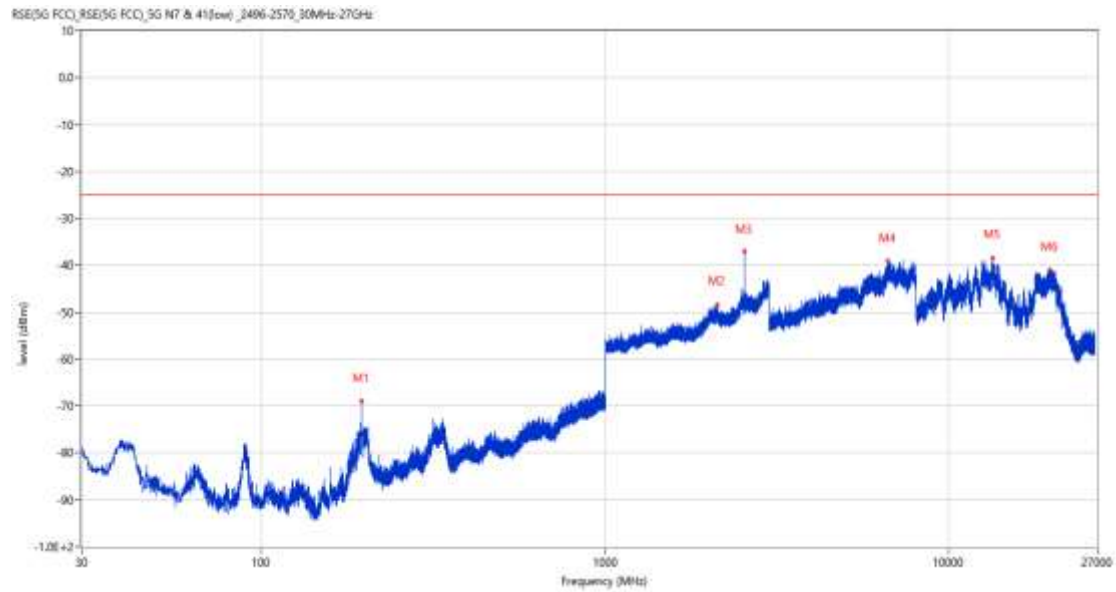
RSE-V&H n7 BW30 CH531000



Frequency (MHz)	Result (dBm)	Factor (dB)	PK Limit (dBm)	Over Limit (dB)	Table (o)	ANT	EUT	Verdict
38.342	-63.41	-20.90	-25.0	-38.41	36.00	Vertical	Horizontal	Pass
1355.200	-52.17	-0.31	-25.0	-27.17	153.00	Vertical	Horizontal	Pass
2516.400	-44.30	8.24	-25.0	-19.30	85.00	Vertical	Horizontal	Pass
6715.000	-39.19	15.76	-25.0	-14.19	346.00	Vertical	Horizontal	Pass
13387.350	-38.81	16.89	-25.0	-13.81	33.00	Vertical	Horizontal	Pass
18348.925	-40.55	12.87	-25.0	-15.55	146.00	Vertical	Horizontal	Pass

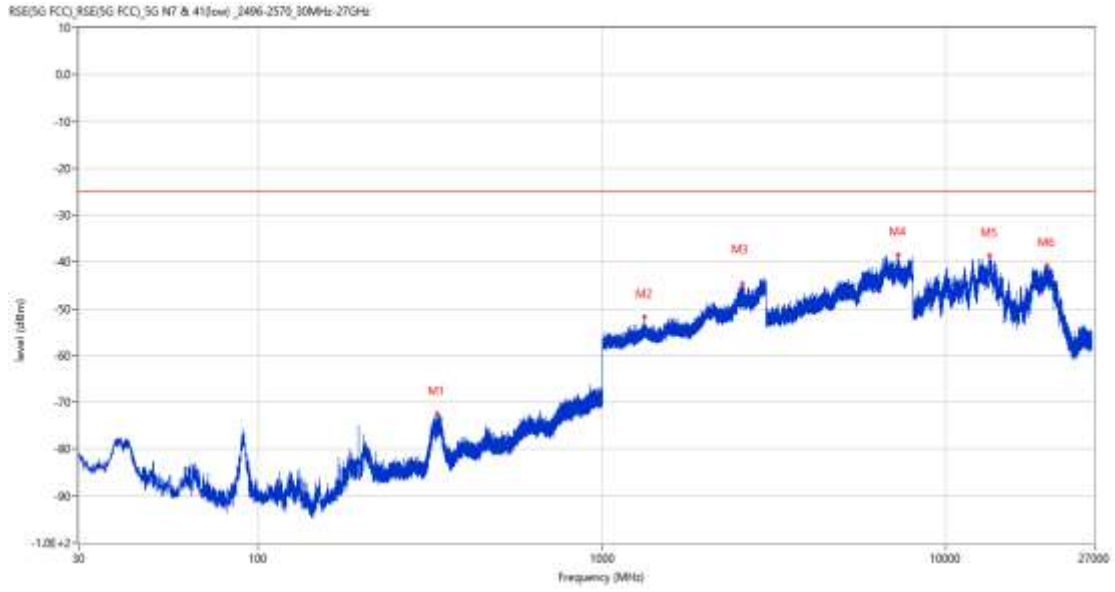
22.4 n7 BW5, QPSK, Middle Channel

RSE-H&H n7 BW5 CH531000



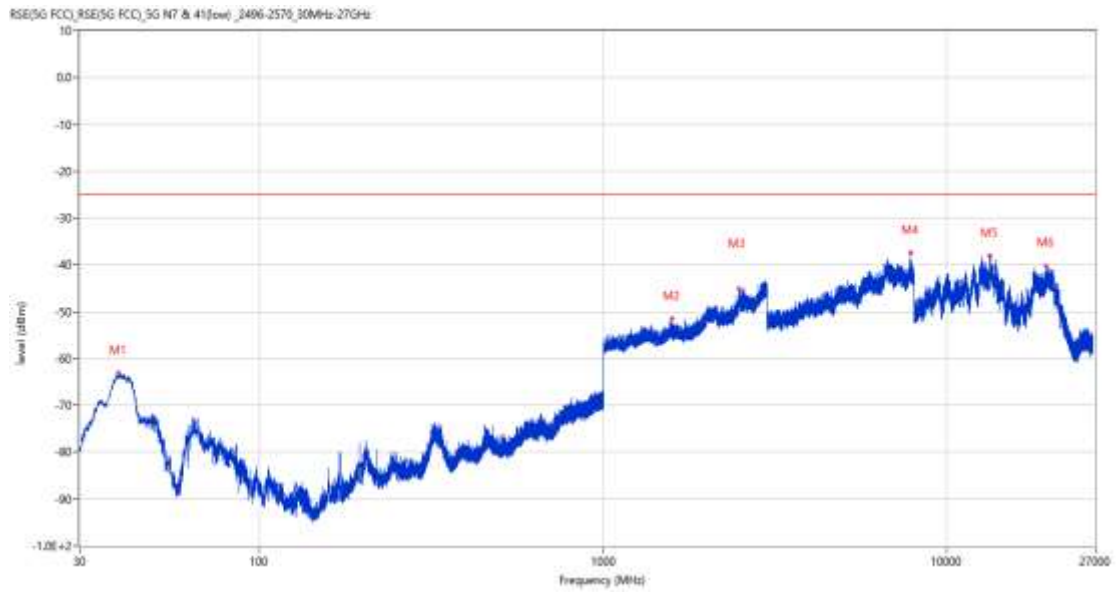
Frequency (MHz)	Result (dBm)	Factor (dB)	PK Limit (dBm)	Over Limit (dB)	Table (o)	ANT	EUT	Verdict
195.530	-68.89	-15.85	-25.0	-43.89	127.00	Horizontal	Horizontal	Pass
2113.600	-48.34	4.86	-25.0	-23.34	315.00	Horizontal	Horizontal	Pass
2535.900	-37.02	8.16	-25.0	-12.02	236.00	Horizontal	Horizontal	N/A
6656.500	-39.09	15.04	-25.0	-14.09	36.00	Horizontal	Horizontal	Pass
13359.263	-38.43	16.63	-25.0	-13.43	360.00	Horizontal	Horizontal	Pass
19645.600	-40.97	12.93	-25.0	-15.97	193.00	Horizontal	Horizontal	Pass

RSE-H&V n7 BW5 CH531000



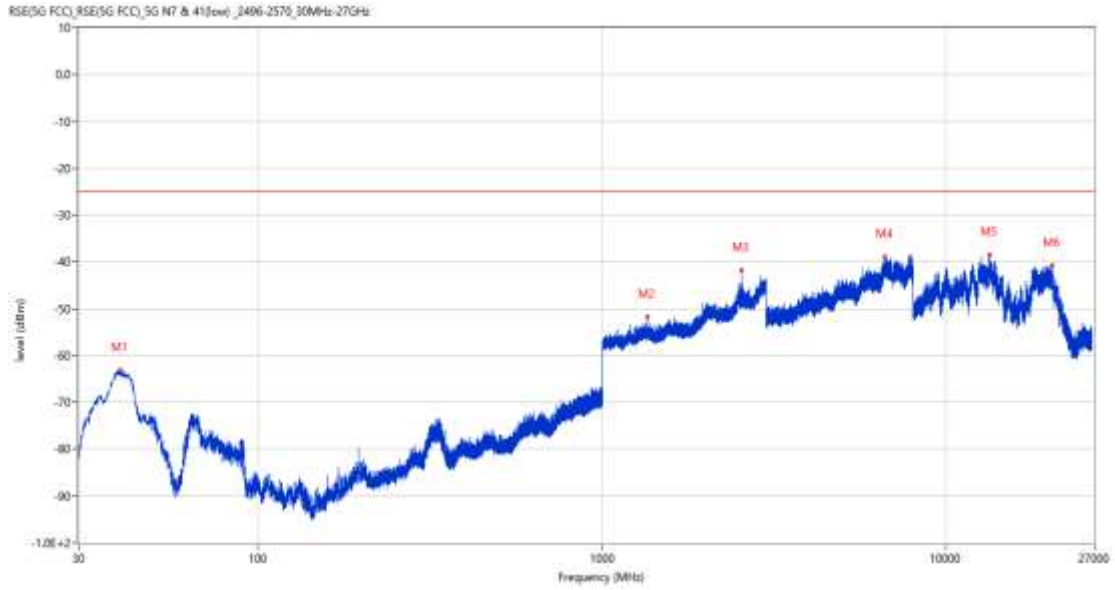
Frequency (MHz)	Result (dBm)	Factor (dB)	PK Limit (dBm)	Over Limit (dB)	Table (o)	ANT	EUT	Verdict
329.682	-72.49	-14.71	-25.0	-47.49	4.00	Horizontal	Vertical	Pass
1330.500	-51.69	-0.40	-25.0	-26.69	138.00	Horizontal	Vertical	Pass
2556.200	-44.69	8.21	-25.0	-19.69	159.00	Horizontal	Vertical	Pass
7264.500	-38.41	14.35	-25.0	-13.41	107.00	Horizontal	Vertical	Pass
13354.013	-38.62	16.58	-25.0	-13.62	119.00	Horizontal	Vertical	Pass
19664.724	-40.83	12.93	-25.0	-15.83	326.00	Horizontal	Vertical	Pass

RSE-V&V n7 BW5 CH531000



Frequency (MHz)	Result (dBm)	Factor (dB)	PK Limit (dBm)	Over Limit (dB)	Table (o)	ANT	EUT	Verdict
38.779	-63.21	-20.45	-25.0	-38.21	270.00	Vertical	Vertical	Pass
1580.900	-51.44	0.42	-25.0	-26.44	191.00	Vertical	Vertical	Pass
2482.600	-45.13	7.14	-25.0	-20.13	263.00	Vertical	Vertical	Pass
7813.750	-37.51	16.25	-25.0	-12.51	41.00	Vertical	Vertical	Pass
13335.113	-38.08	15.95	-25.0	-13.08	105.00	Vertical	Vertical	Pass
19405.900	-40.42	12.92	-25.0	-15.42	17.00	Vertical	Vertical	Pass

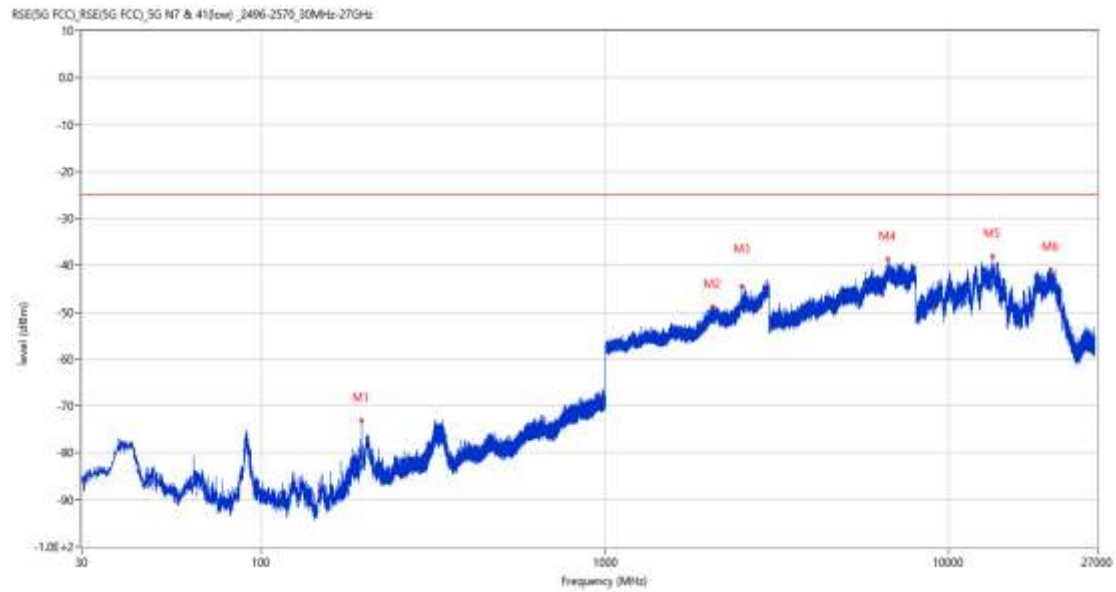
RSE-V&H n7 BW5 CH531000



Frequency (MHz)	Result (dBm)	Factor (dB)	PK Limit (dBm)	Over Limit (dB)	Table (o)	ANT	EUT	Verdict
39.506	-63.07	-19.81	-25.0	-38.07	295.00	Vertical	Horizontal	Pass
1350.500	-51.77	-0.17	-25.0	-26.77	301.00	Vertical	Horizontal	Pass
2535.800	-41.89	8.16	-25.0	-16.89	1.00	Vertical	Horizontal	N/A
6639.250	-38.84	15.07	-25.0	-13.84	310.00	Vertical	Horizontal	Pass
13406.513	-38.52	16.87	-25.0	-13.52	118.00	Vertical	Horizontal	Pass
20346.425	-40.84	12.97	-25.0	-15.84	140.00	Vertical	Horizontal	Pass

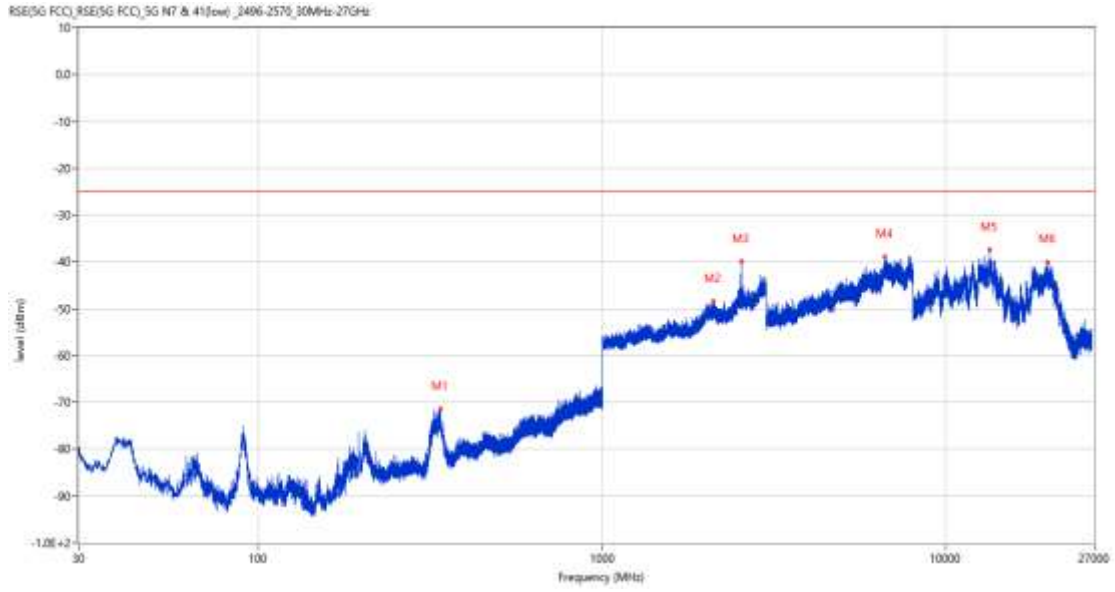
22.5 n7 BW25, QPSK, Middle Channel

RSE-H&H n7 BW25 CH531000



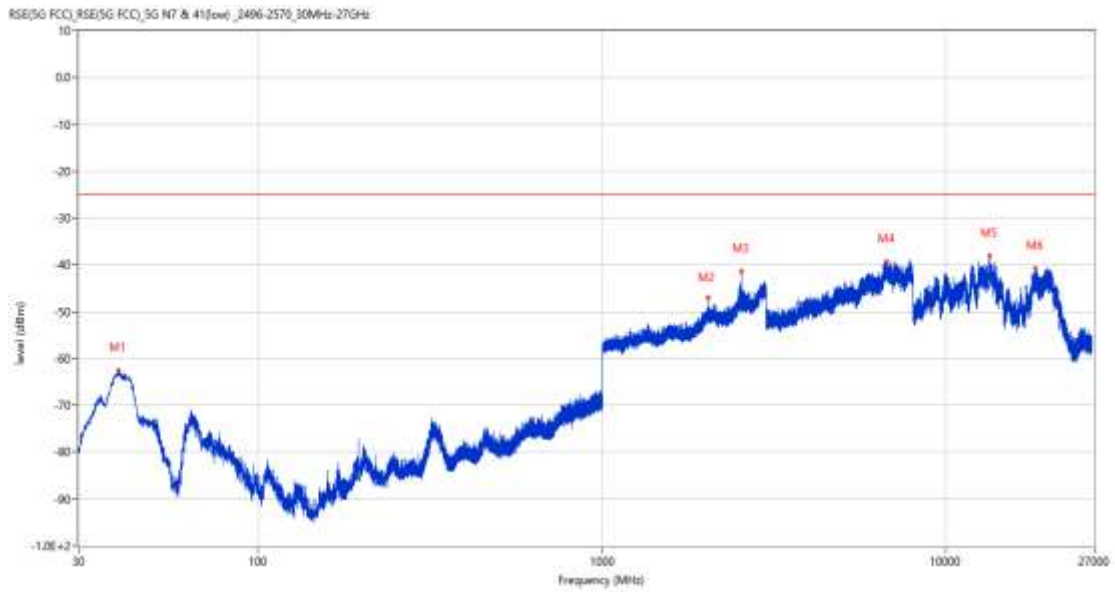
Frequency (MHz)	Result (dBm)	Factor (dB)	PK Limit (dBm)	Over Limit (dB)	Table (o)	ANT	EUT	Verdict
195.434	-73.08	-15.85	-25.0	-48.08	108.00	Horizontal	Horizontal	Pass
2058.700	-48.81	3.91	-25.0	-23.81	171.00	Horizontal	Horizontal	Pass
2490.700	-44.56	8.20	-25.0	-19.56	122.00	Horizontal	Horizontal	Pass
6649.250	-38.66	15.17	-25.0	-13.66	264.00	Horizontal	Horizontal	Pass
13370.287	-38.10	16.73	-25.0	-13.10	40.00	Horizontal	Horizontal	Pass
19720.401	-41.00	12.94	-25.0	-16.00	344.00	Horizontal	Horizontal	Pass

RSE-H&V n7 BW25 CH531000



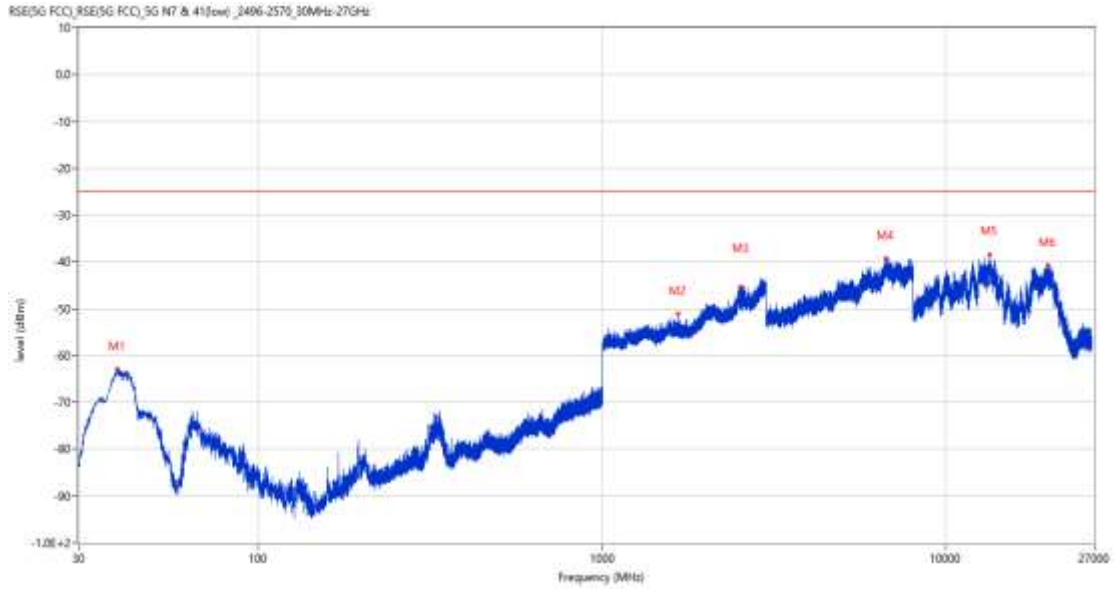
Frequency (MHz)	Result (dBm)	Factor (dB)	PK Limit (dBm)	Over Limit (dB)	Table (o)	ANT	EUT	Verdict
337.296	-71.37	-13.42	-25.0	-46.37	175.00	Horizontal	Vertical	Pass
2104.700	-48.47	4.69	-25.0	-23.47	194.00	Horizontal	Vertical	Pass
2537.300	-39.89	8.16	-25.0	-14.89	165.00	Horizontal	Vertical	N/A
6651.000	-38.88	15.07	-25.0	-13.88	293.00	Horizontal	Vertical	Pass
13378.950	-37.44	16.81	-25.0	-12.44	267.00	Horizontal	Vertical	Pass
19730.600	-40.18	12.94	-25.0	-15.18	3.00	Horizontal	Vertical	Pass

RSE-V&V n7 BW25 CH531000



Frequency (MHz)	Result (dBm)	Factor (dB)	PK Limit (dBm)	Over Limit (dB)	Table (o)	ANT	EUT	Verdict
39.069	-62.56	-20.16	-25.0	-37.56	329.00	Vertical	Vertical	Pass
2027.500	-46.89	4.18	-25.0	-21.89	181.00	Vertical	Vertical	Pass
2539.200	-41.32	8.15	-25.0	-16.32	32.00	Vertical	Vertical	N/A
6710.250	-39.20	15.65	-25.0	-14.20	265.00	Vertical	Vertical	Pass
13394.700	-37.99	16.96	-25.0	-12.99	255.00	Vertical	Vertical	Pass
18217.599	-40.70	12.86	-25.0	-15.70	41.00	Vertical	Vertical	Pass

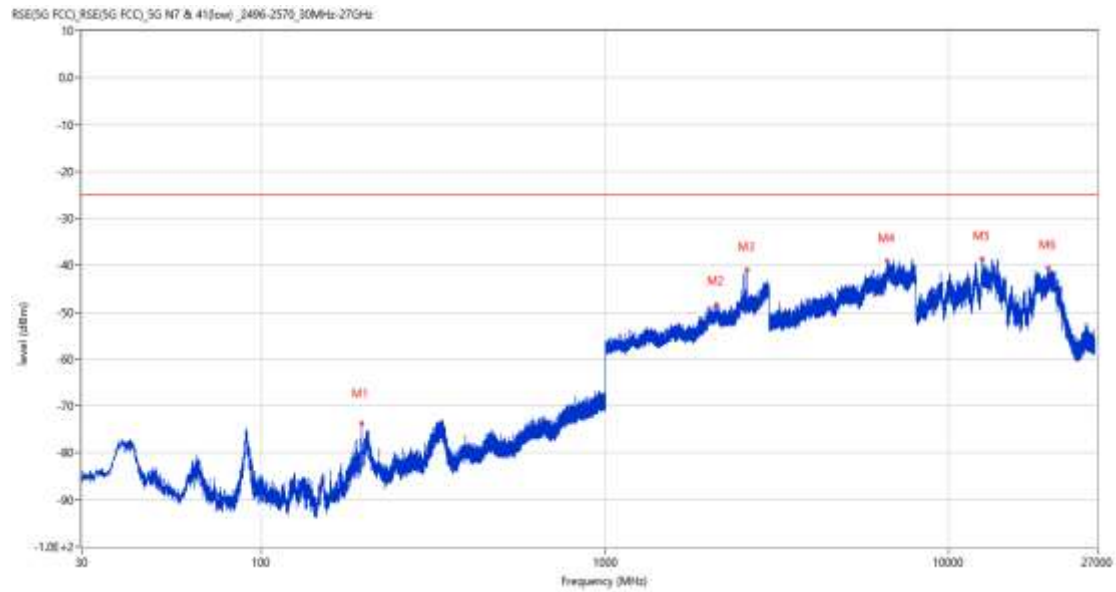
RSE-V&H n7 BW25 CH531000



Frequency (MHz)	Result (dBm)	Factor (dB)	PK Limit (dBm)	Over Limit (dB)	Table (o)	ANT	EUT	Verdict
38.779	-62.91	-20.45	-25.0	-37.91	328.00	Vertical	Horizontal	Pass
1658.200	-51.18	0.03	-25.0	-26.18	115.00	Vertical	Horizontal	Pass
2518.400	-45.36	8.23	-25.0	-20.36	3.00	Vertical	Horizontal	Pass
6670.500	-39.28	14.58	-25.0	-14.28	53.00	Vertical	Horizontal	Pass
13380.263	-38.41	16.82	-25.0	-13.41	242.00	Vertical	Horizontal	Pass
19759.925	-40.78	12.94	-25.0	-15.78	241.00	Vertical	Horizontal	Pass

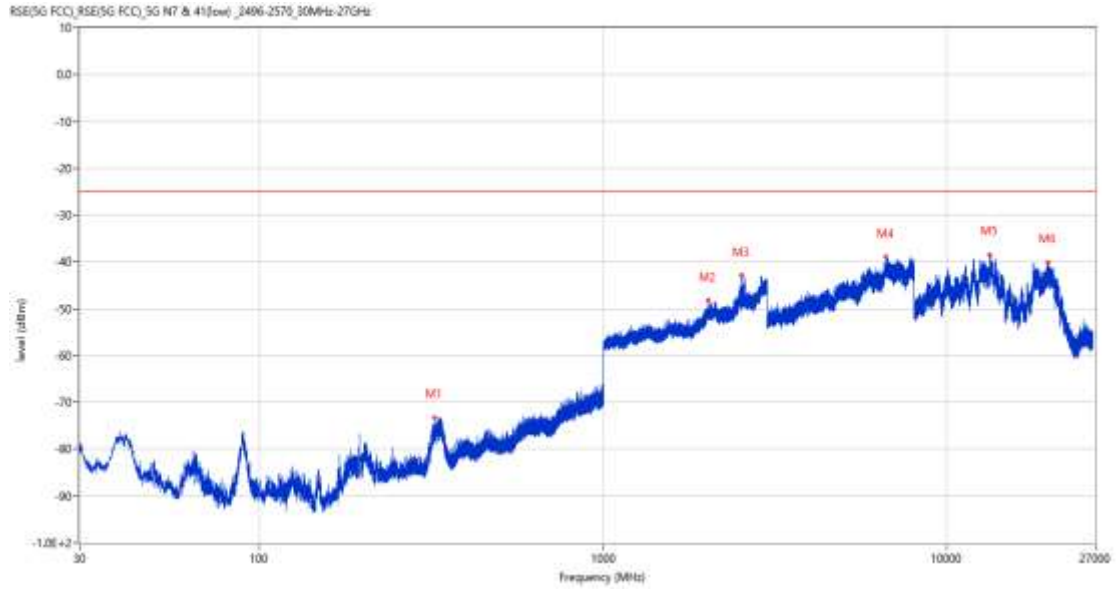
22.6 n7 BW30, QPSK, Middle Channel

RSE-H&H n7 BW30 CH531000



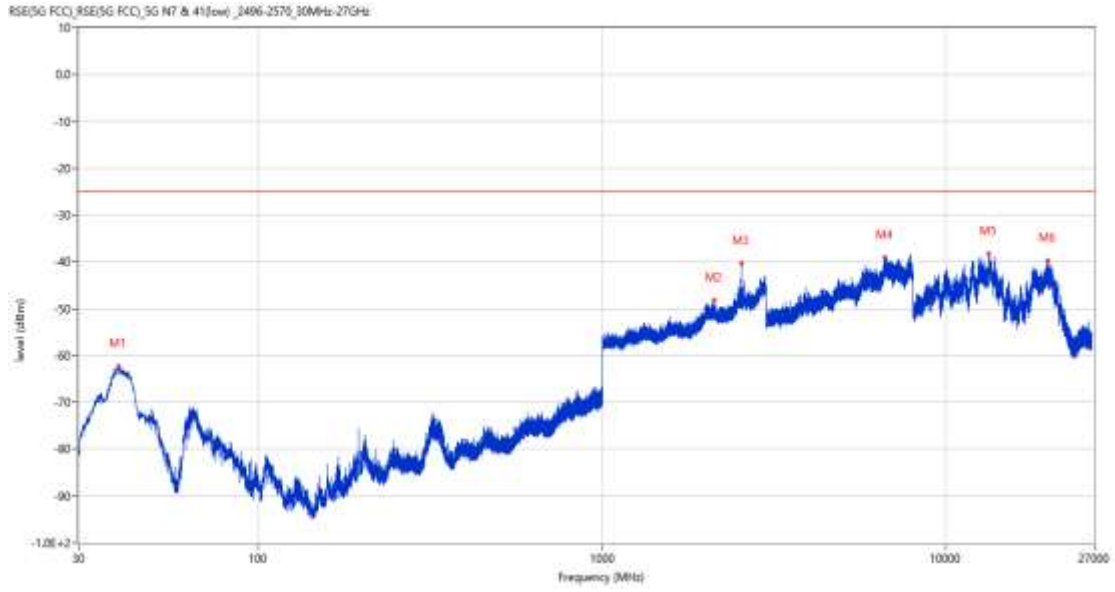
Frequency (MHz)	Result (dBm)	Factor (dB)	PK Limit (dBm)	Over Limit (dB)	Table (o)	ANT	EUT	Verdict
195.628	-73.78	-15.86	-25.0	-48.78	147.00	Horizontal	Horizontal	Pass
2108.300	-48.35	4.68	-25.0	-23.35	290.00	Horizontal	Horizontal	Pass
2580.100	-40.96	8.59	-25.0	-15.96	309.00	Horizontal	Horizontal	N/A
6605.500	-39.16	14.38	-25.0	-14.16	233.00	Horizontal	Horizontal	Pass
12497.299	-38.77	14.70	-25.0	-13.77	3.00	Horizontal	Horizontal	Pass
19398.676	-40.57	12.92	-25.0	-15.57	233.00	Horizontal	Horizontal	Pass

RSE-H&V n7 BW30 CH531000



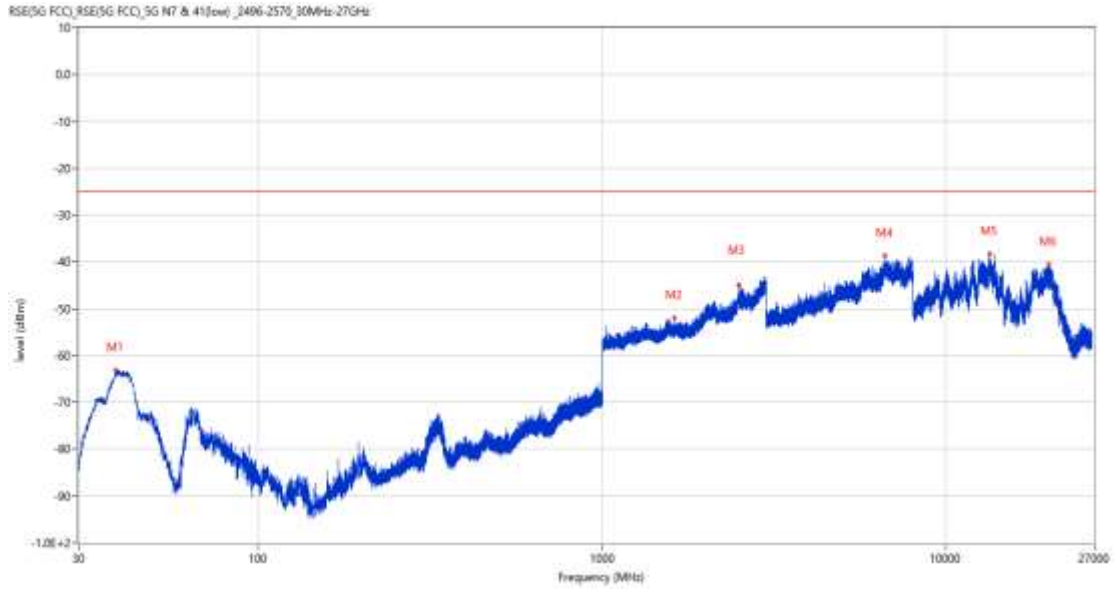
Frequency (MHz)	Result (dBm)	Factor (dB)	PK Limit (dBm)	Over Limit (dB)	Table (o)	ANT	EUT	Verdict
322.018	-73.26	-14.89	-25.0	-48.26	181.00	Horizontal	Vertical	Pass
2021.700	-48.31	4.42	-25.0	-23.31	163.00	Horizontal	Vertical	Pass
2529.900	-42.85	8.19	-25.0	-17.85	321.00	Horizontal	Vertical	N/A
6639.000	-38.95	15.04	-25.0	-13.95	100.00	Horizontal	Vertical	Pass
13344.562	-38.56	16.33	-25.0	-13.56	2.00	Horizontal	Vertical	Pass
19649.425	-40.17	12.93	-25.0	-15.17	166.00	Horizontal	Vertical	Pass

RSE-V&V n7 BW30 CH531000



Frequency (MHz)	Result (dBm)	Factor (dB)	PK Limit (dBm)	Over Limit (dB)	Table (o)	ANT	EUT	Verdict
39.215	-62.37	-20.04	-25.0	-37.37	287.00	Vertical	Vertical	Pass
2112.900	-48.18	4.90	-25.0	-23.18	214.00	Vertical	Vertical	Pass
2538.100	-40.32	8.16	-25.0	-15.32	28.00	Vertical	Vertical	N/A
6649.500	-39.07	15.15	-25.0	-14.07	147.00	Vertical	Vertical	Pass
13344.562	-38.31	16.33	-25.0	-13.31	18.00	Vertical	Vertical	Pass
19776.926	-39.77	12.94	-25.0	-14.77	166.00	Vertical	Vertical	Pass

RSE-V&H n7 BW30 CH531000

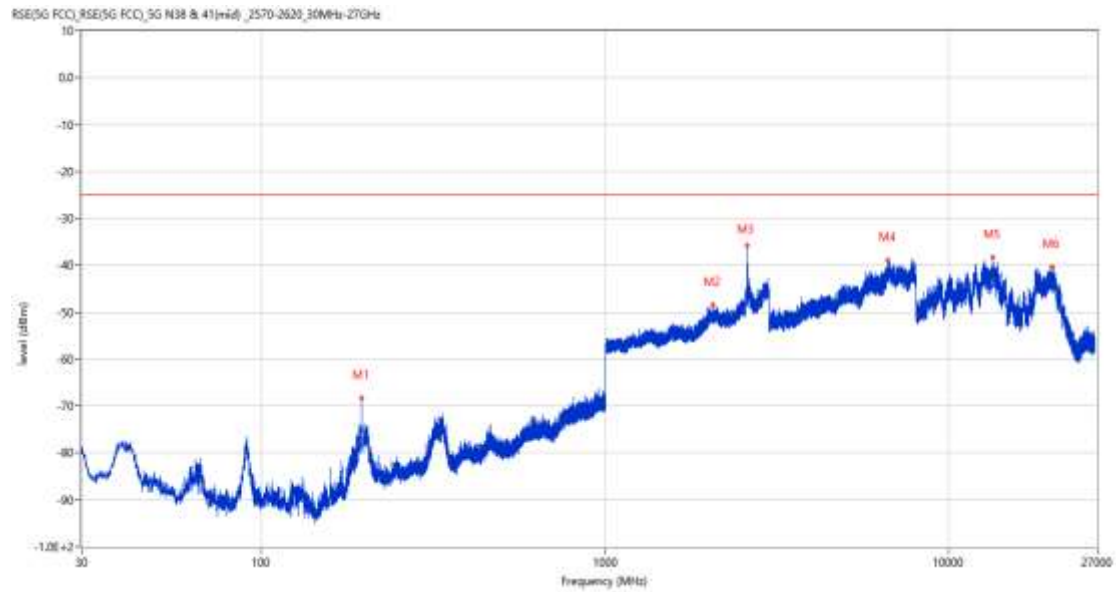


Frequency (MHz)	Result (dBm)	Factor (dB)	PK Limit (dBm)	Over Limit (dB)	Table (o)	ANT	EUT	Verdict
38.536	-63.07	-20.70	-25.0	-38.07	267.00	Vertical	Horizontal	Pass
1620.400	-51.96	0.14	-25.0	-26.96	141.00	Vertical	Horizontal	Pass
2497.600	-44.97	8.27	-25.0	-19.97	171.00	Vertical	Horizontal	Pass
6647.500	-38.74	15.17	-25.0	-13.74	110.00	Vertical	Horizontal	Pass
13421.475	-38.32	16.54	-25.0	-13.32	42.00	Vertical	Horizontal	Pass
19896.349	-40.58	12.95	-25.0	-15.58	63.00	Vertical	Horizontal	Pass

23 n38

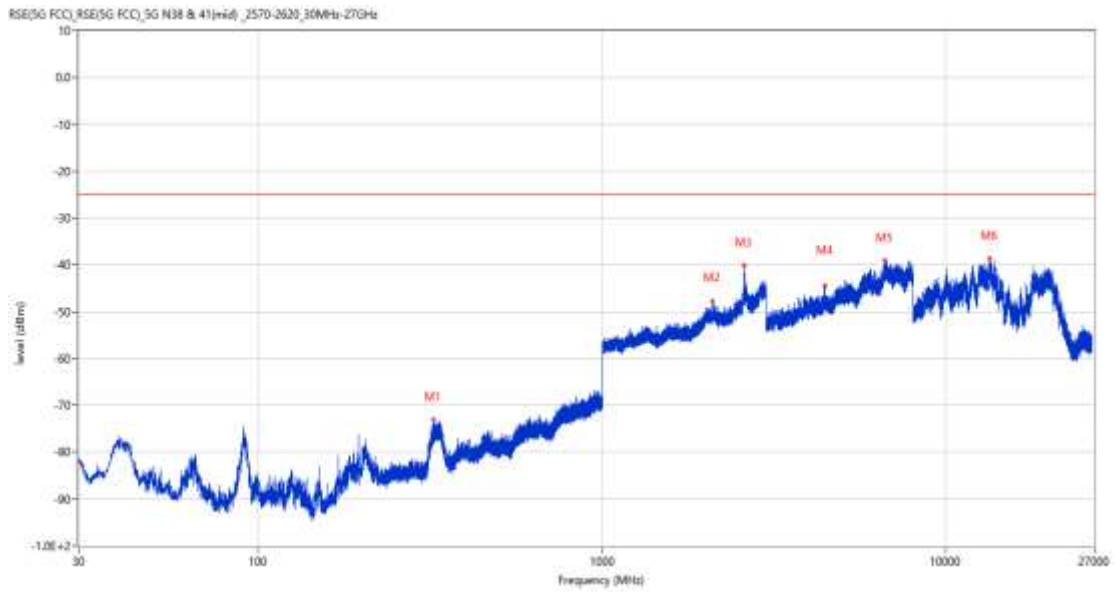
23.1 n38 BW20, PI/2 BPSK, Middle Channel

RSE-H&H n38 BW20 CH519000



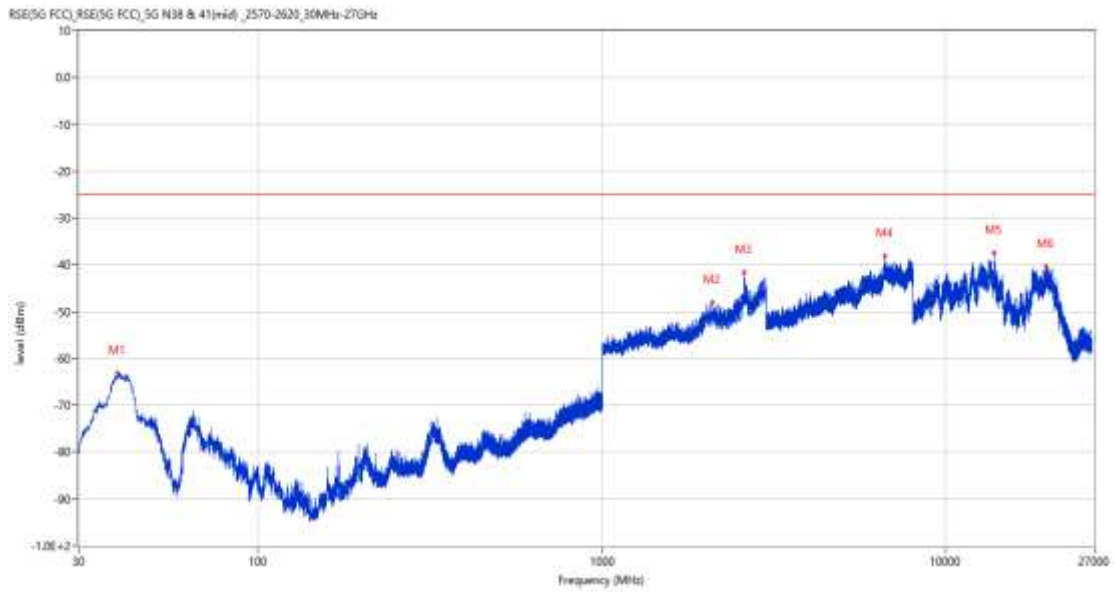
Frequency (MHz)	Result (dBm)	Factor (dB)	PK Limit (dBm)	Over Limit (dB)	Table (o)	ANT	EUT	Verdict
195.579	-68.33	-15.86	-25.0	-43.33	131.00	Horizontal	Horizontal	Pass
2053.000	-48.47	4.27	-25.0	-23.47	134.00	Horizontal	Horizontal	Pass
2591.500	-35.72	9.55	-25.0	-10.72	350.00	Horizontal	Horizontal	N/A
6634.500	-38.97	14.87	-25.0	-13.97	360.00	Horizontal	Horizontal	Pass
13386.299	-38.20	16.88	-25.0	-13.20	207.00	Horizontal	Horizontal	Pass
19889.975	-40.25	12.95	-25.0	-15.25	267.00	Horizontal	Horizontal	Pass

RSE-H&V n38 BW20 CH519000



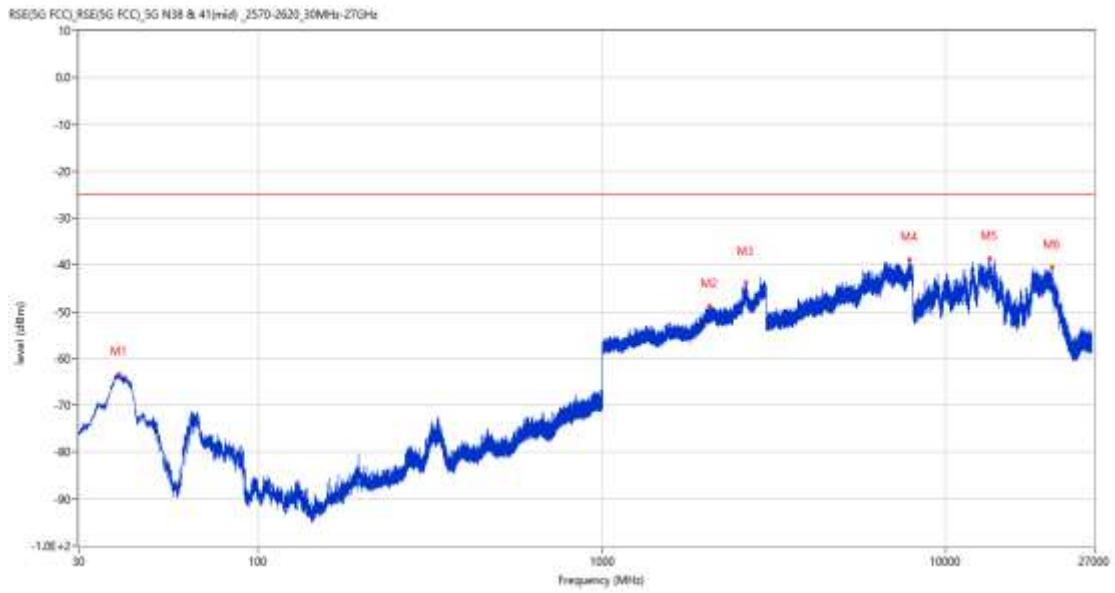
Frequency (MHz)	Result (dBm)	Factor (dB)	PK Limit (dBm)	Over Limit (dB)	Table (o)	ANT	EUT	Verdict
323.425	-73.01	-14.88	-25.0	-48.01	211.00	Horizontal	Vertical	Pass
2095.200	-47.79	4.47	-25.0	-22.79	240.00	Horizontal	Vertical	Pass
2592.000	-40.17	9.56	-25.0	-15.17	172.00	Horizontal	Vertical	N/A
4433.500	-44.44	9.58	-25.0	-19.44	43.00	Horizontal	Vertical	Pass
6632.000	-39.07	14.89	-25.0	-14.07	274.00	Horizontal	Vertical	Pass
13398.375	-38.73	16.99	-25.0	-13.73	0.00	Horizontal	Vertical	Pass

RSE-V&V n38 BW20 CH519000



Frequency (MHz)	Result (dBm)	Factor (dB)	PK Limit (dBm)	Over Limit (dB)	Table (o)	ANT	EUT	Verdict
38.972	-63.21	-20.25	-25.0	-38.21	321.00	Vertical	Vertical	Pass
2088.200	-48.05	4.23	-25.0	-23.05	55.00	Vertical	Vertical	Pass
2591.400	-41.54	9.55	-25.0	-16.54	114.00	Vertical	Vertical	N/A
6644.500	-37.96	15.11	-25.0	-12.96	65.00	Vertical	Vertical	Pass
13803.675	-37.48	16.92	-25.0	-12.48	68.00	Vertical	Vertical	Pass
19516.400	-40.43	12.93	-25.0	-15.43	180.00	Vertical	Vertical	Pass

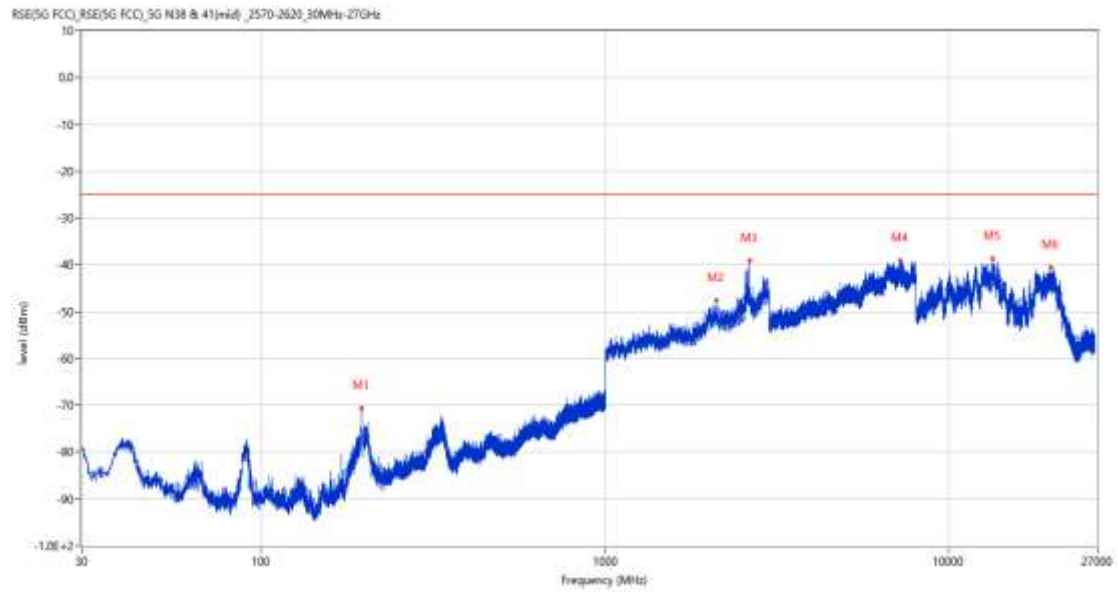
RSE-V&H n38 BW20 CH519000



Frequency (MHz)	Result (dBm)	Factor (dB)	PK Limit (dBm)	Over Limit (dB)	Table (o)	ANT	EUT	Verdict
39.409	-63.41	-19.89	-25.0	-38.41	344.00	Vertical	Horizontal	Pass
2049.900	-48.81	4.15	-25.0	-23.81	340.00	Vertical	Horizontal	Pass
2613.700	-43.90	9.94	-25.0	-18.90	173.00	Vertical	Horizontal	Pass
7820.250	-38.85	16.23	-25.0	-13.85	2.00	Vertical	Horizontal	Pass
13400.212	-38.77	17.01	-25.0	-13.77	0.00	Vertical	Horizontal	Pass
20325.175	-40.48	12.97	-25.0	-15.48	31.00	Vertical	Horizontal	Pass

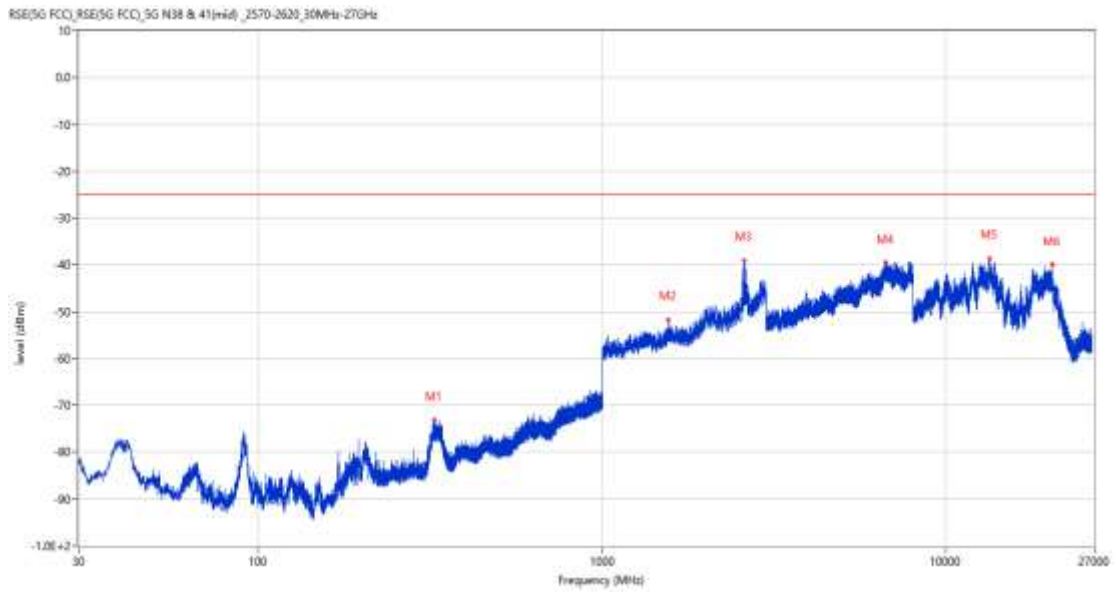
23.2 n38 BW30, PI/2 BPSK, Middle Channel

RSE-H&H n38 BW30 CH519000



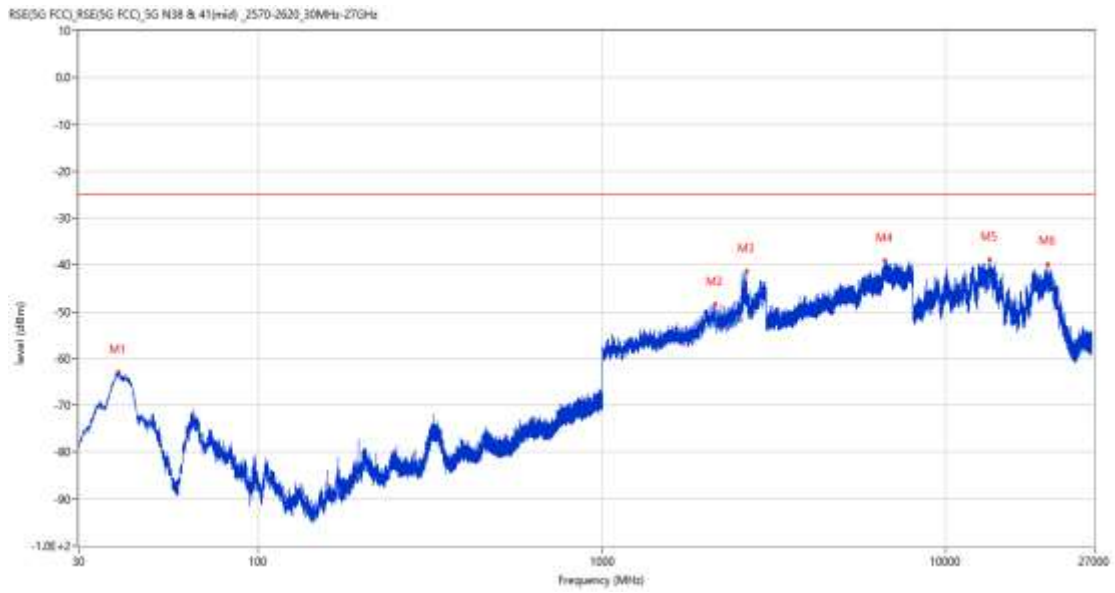
Frequency (MHz)	Result (dBm)	Factor (dB)	PK Limit (dBm)	Over Limit (dB)	Table (o)	ANT	EUT	Verdict
195.482	-70.49	-15.85	-25.0	-45.49	167.00	Horizontal	Horizontal	Pass
2098.300	-47.65	4.55	-25.0	-22.65	294.00	Horizontal	Horizontal	Pass
2627.200	-38.99	8.83	-25.0	-13.99	326.00	Horizontal	Horizontal	N/A
7199.000	-39.03	14.69	-25.0	-14.03	207.00	Horizontal	Horizontal	Pass
13375.799	-38.73	16.78	-25.0	-13.73	242.00	Horizontal	Horizontal	Pass
19741.225	-40.58	12.94	-25.0	-15.58	309.00	Horizontal	Horizontal	Pass

RSE-H&V n38 BW30 CH519000



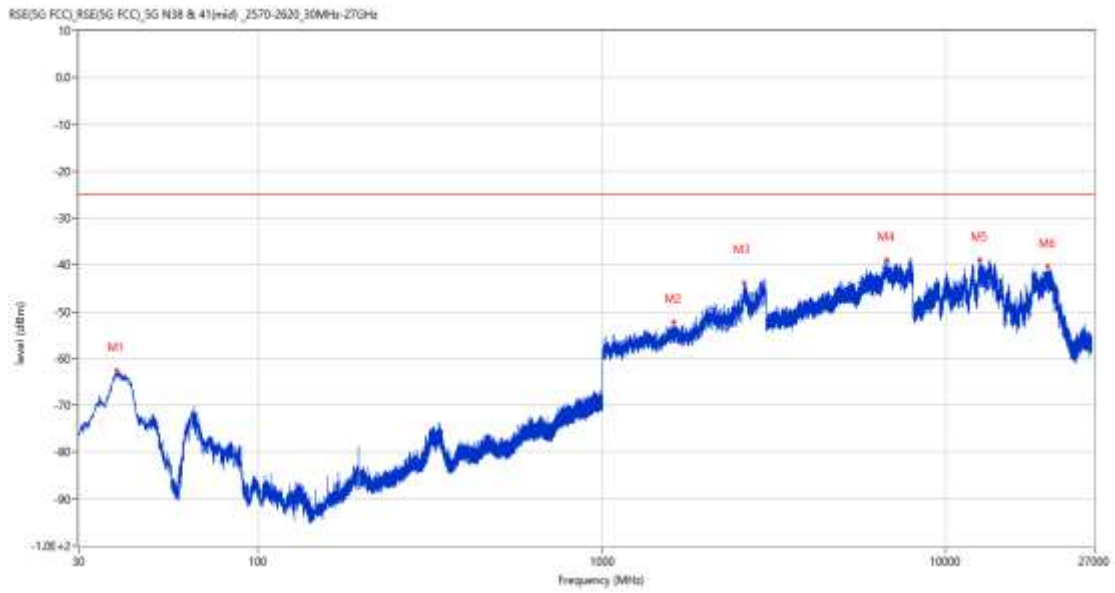
Frequency (MHz)	Result (dBm)	Factor (dB)	PK Limit (dBm)	Over Limit (dB)	Table (o)	ANT	EUT	Verdict
324.395	-73.14	-14.79	-25.0	-48.14	202.00	Horizontal	Vertical	Pass
1554.600	-51.67	0.33	-25.0	-26.67	215.00	Horizontal	Vertical	Pass
2591.200	-39.06	9.54	-25.0	-14.06	196.00	Horizontal	Vertical	N/A
6695.500	-39.56	15.17	-25.0	-14.56	360.00	Horizontal	Vertical	Pass
13381.838	-38.63	16.84	-25.0	-13.63	87.00	Horizontal	Vertical	Pass
20362.150	-39.91	12.97	-25.0	-14.91	298.00	Horizontal	Vertical	Pass

RSE-V&V n38 BW30 CH519000



Frequency (MHz)	Result (dBm)	Factor (dB)	PK Limit (dBm)	Over Limit (dB)	Table (o)	ANT	EUT	Verdict
39.118	-62.98	-20.12	-25.0	-37.98	342.00	Vertical	Vertical	Pass
2130.500	-48.47	4.04	-25.0	-23.47	69.00	Vertical	Vertical	Pass
2627.200	-41.42	8.83	-25.0	-16.42	39.00	Vertical	Vertical	N/A
6656.250	-39.00	15.05	-25.0	-14.00	174.00	Vertical	Vertical	Pass
13361.625	-38.88	16.65	-25.0	-13.88	304.00	Vertical	Vertical	Pass
19721.677	-39.96	12.94	-25.0	-14.96	200.00	Vertical	Vertical	Pass

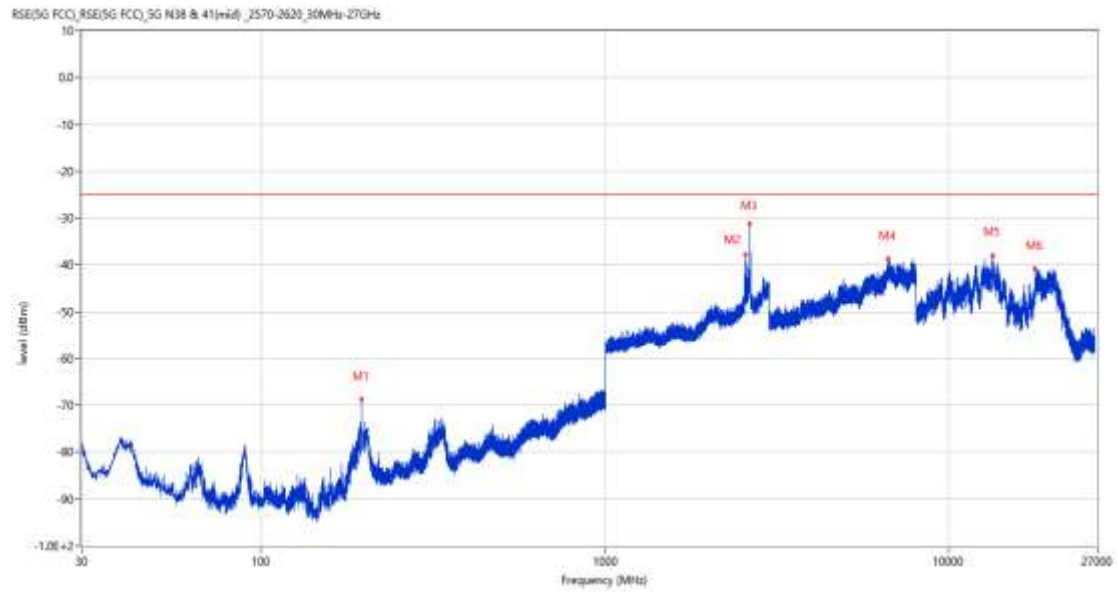
RSE-V&H n38 BW30 CH519000



Frequency (MHz)	Result (dBm)	Factor (dB)	PK Limit (dBm)	Over Limit (dB)	Table (o)	ANT	EUT	Verdict
38.681	-62.56	-20.55	-25.0	-37.56	252.00	Vertical	Horizontal	Pass
1614.200	-52.09	0.12	-25.0	-27.09	89.00	Vertical	Horizontal	Pass
2589.700	-43.92	9.51	-25.0	-18.92	120.00	Vertical	Horizontal	N/A
6706.750	-38.97	15.60	-25.0	-13.97	233.00	Vertical	Horizontal	Pass
12512.500	-38.90	14.52	-25.0	-13.90	13.00	Vertical	Horizontal	Pass
19711.900	-40.25	12.94	-25.0	-15.25	284.00	Vertical	Horizontal	Pass

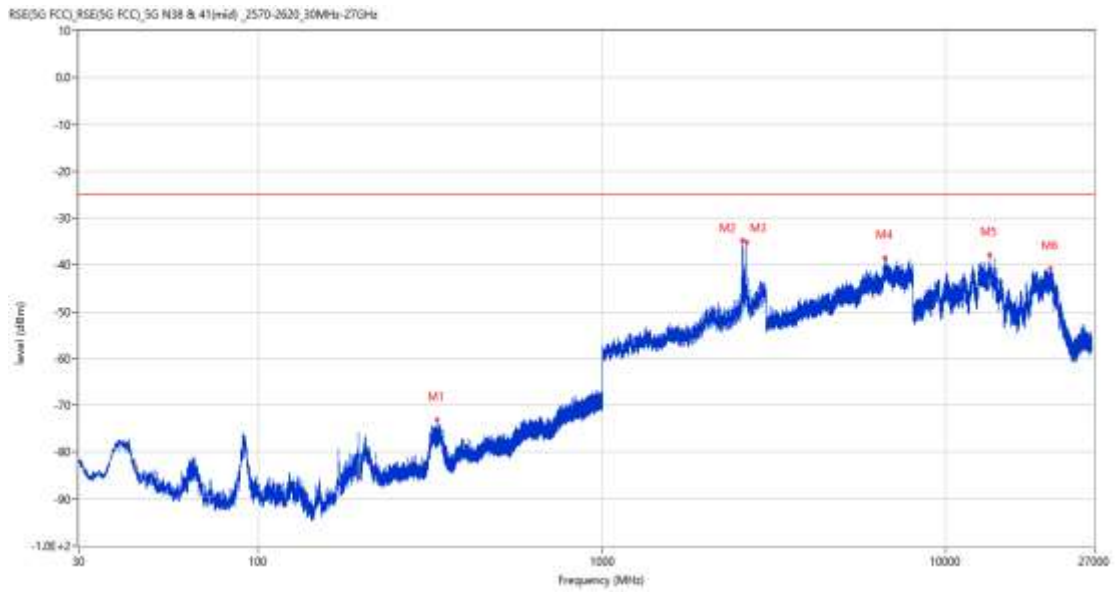
23.3 n38 BW40, PI/2 BPSK, Middle Channel

RSE-H&H n38 BW40 CH519000



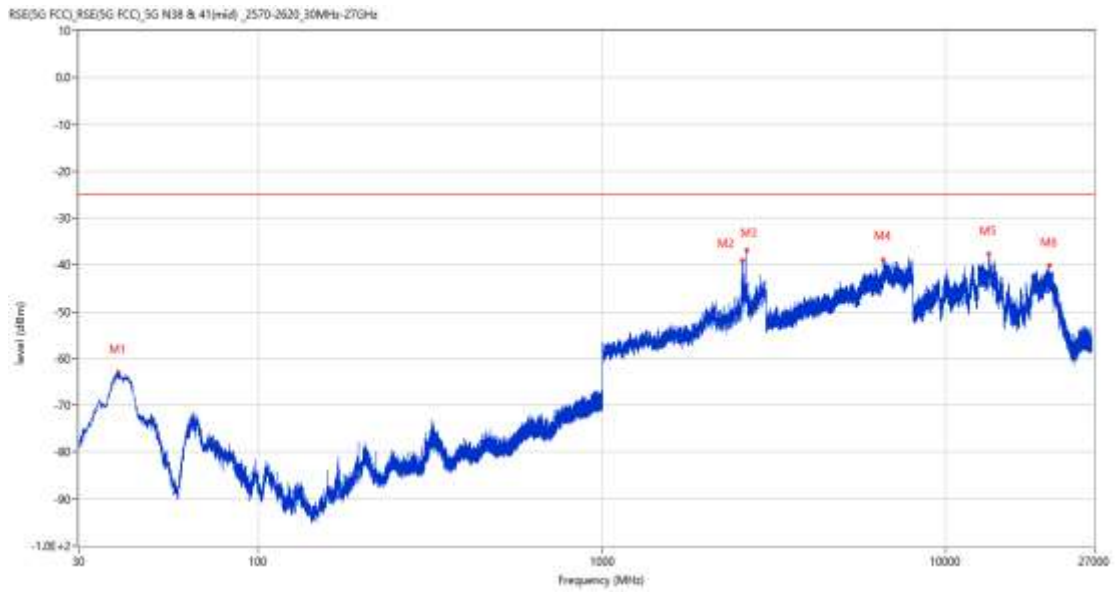
Frequency (MHz)	Result (dBm)	Factor (dB)	PK Limit (dBm)	Over Limit (dB)	Table (o)	ANT	EUT	Verdict
195.530	-68.78	-15.85	-25.0	-43.78	126.00	Horizontal	Horizontal	Pass
2562.000	-37.81	8.85	-25.0	-12.81	325.00	Horizontal	Horizontal	N/A
2627.100	-31.26	8.88	-25.0	-6.26	346.00	Horizontal	Horizontal	N/A
6658.250	-38.73	14.87	-25.0	-13.73	46.00	Horizontal	Horizontal	Pass
13349.550	-38.15	16.52	-25.0	-13.15	19.00	Horizontal	Horizontal	Pass
17798.662	-40.74	13.12	-25.0	-15.74	2.00	Horizontal	Horizontal	Pass

RSE-H&V n38 BW40 CH519000



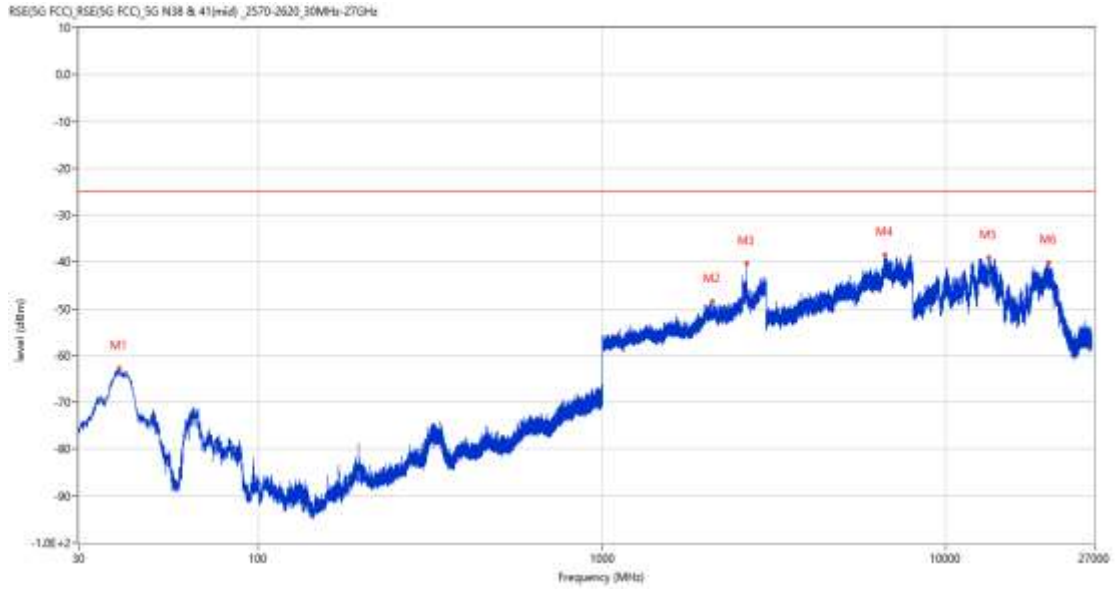
Frequency (MHz)	Result (dBm)	Factor (dB)	PK Limit (dBm)	Over Limit (dB)	Table (o)	ANT	EUT	Verdict
330.118	-73.09	-14.69	-25.0	-48.09	163.00	Horizontal	Vertical	Pass
2559.300	-34.84	8.49	-25.0	-9.84	302.00	Horizontal	Vertical	N/A
2627.200	-35.13	8.83	-25.0	-10.13	324.00	Horizontal	Vertical	N/A
6637.750	-38.53	15.06	-25.0	-13.53	193.00	Horizontal	Vertical	Pass
13413.862	-37.91	16.71	-25.0	-12.91	47.00	Horizontal	Vertical	Pass
20075.276	-40.85	12.96	-25.0	-15.85	261.00	Horizontal	Vertical	Pass

RSE-V&V n38 BW40 CH519000



Frequency (MHz)	Result (dBm)	Factor (dB)	PK Limit (dBm)	Over Limit (dB)	Table (o)	ANT	EUT	Verdict
39.021	-62.90	-20.20	-25.0	-37.90	292.00	Vertical	Vertical	Pass
2558.100	-39.18	8.09	-25.0	-14.18	116.00	Vertical	Vertical	N/A
2626.200	-36.80	9.57	-25.0	-11.80	344.00	Vertical	Vertical	N/A
6579.000	-38.95	14.24	-25.0	-13.95	228.00	Vertical	Vertical	Pass
13345.613	-37.63	16.37	-25.0	-12.63	2.00	Vertical	Vertical	Pass
20028.101	-40.09	12.95	-25.0	-15.09	47.00	Vertical	Vertical	Pass

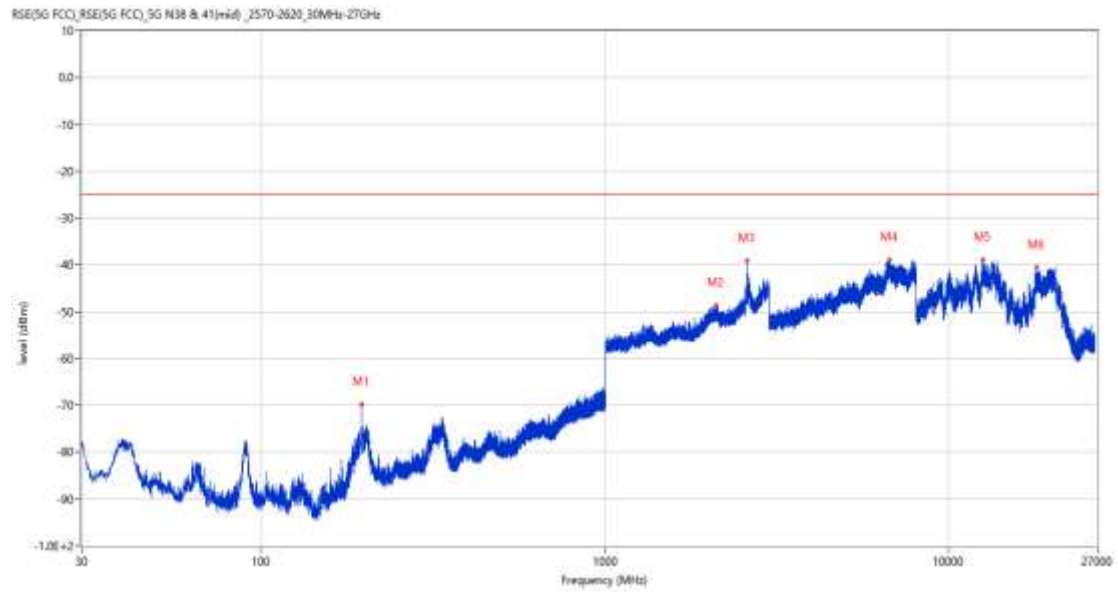
RSE-V&H n38 BW40 CH519000



Frequency (MHz)	Result (dBm)	Factor (dB)	PK Limit (dBm)	Over Limit (dB)	Table (o)	ANT	EUT	Verdict
39.361	-62.78	-19.93	-25.0	-37.78	337.00	Vertical	Horizontal	Pass
2092.400	-48.49	4.50	-25.0	-23.49	16.00	Vertical	Horizontal	Pass
2630.300	-40.35	8.24	-25.0	-15.35	196.00	Vertical	Horizontal	N/A
6641.750	-38.44	15.02	-25.0	-13.44	2.00	Vertical	Horizontal	Pass
13341.412	-39.00	16.20	-25.0	-14.00	309.00	Vertical	Horizontal	Pass
19861.926	-40.15	12.95	-25.0	-15.15	36.00	Vertical	Horizontal	Pass

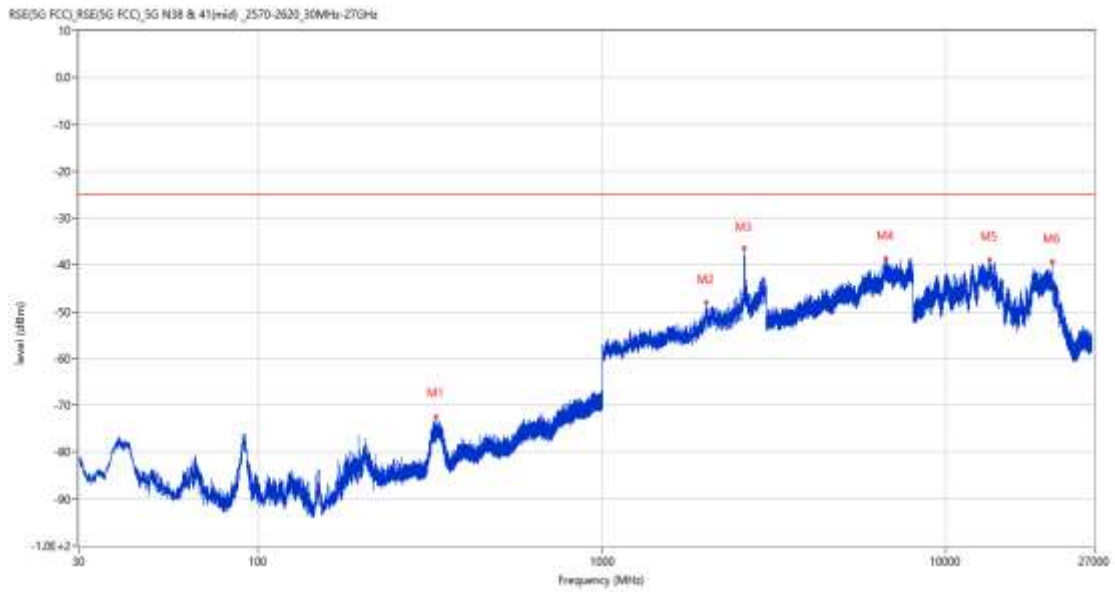
23.4 n38 BW20, QPSK, Middle Channel

RSE-H&H n38 BW20 CH519000



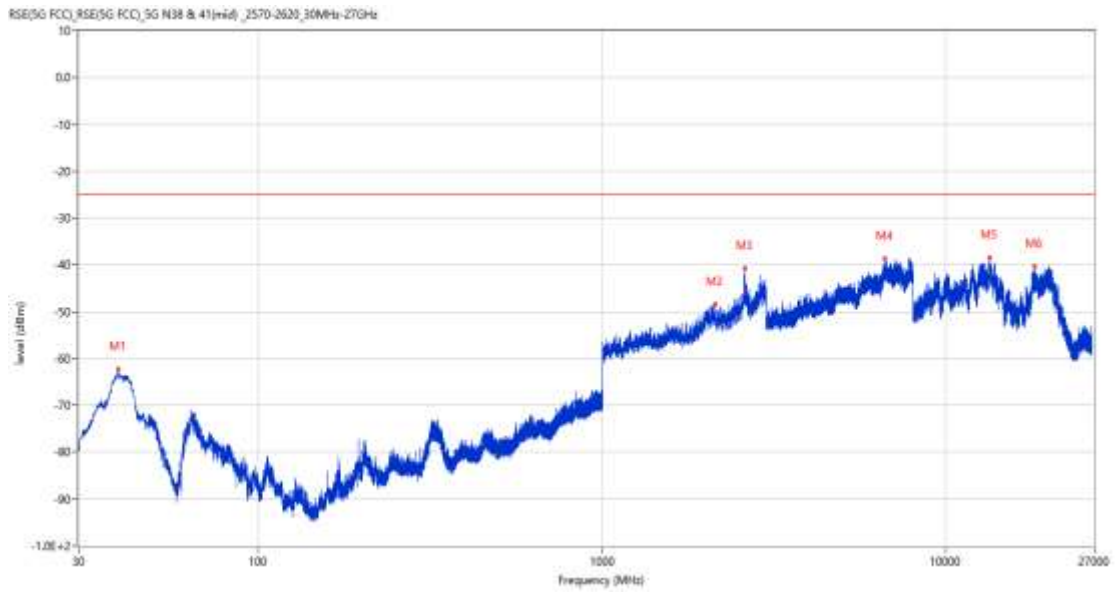
Frequency (MHz)	Result (dBm)	Factor (dB)	PK Limit (dBm)	Over Limit (dB)	Table (o)	ANT	EUT	Verdict
195.482	-69.77	-15.85	-25.0	-44.77	112.00	Horizontal	Horizontal	Pass
2100.600	-48.70	4.70	-25.0	-23.70	253.00	Horizontal	Horizontal	Pass
2591.400	-39.20	9.55	-25.0	-14.20	321.00	Horizontal	Horizontal	N/A
6700.250	-38.90	15.32	-25.0	-13.90	0.00	Horizontal	Horizontal	Pass
12510.838	-38.93	14.55	-25.0	-13.93	18.00	Horizontal	Horizontal	Pass
17971.124	-40.62	13.57	-25.0	-15.62	67.00	Horizontal	Horizontal	Pass

RSE-H&V n38 BW20 CH519000



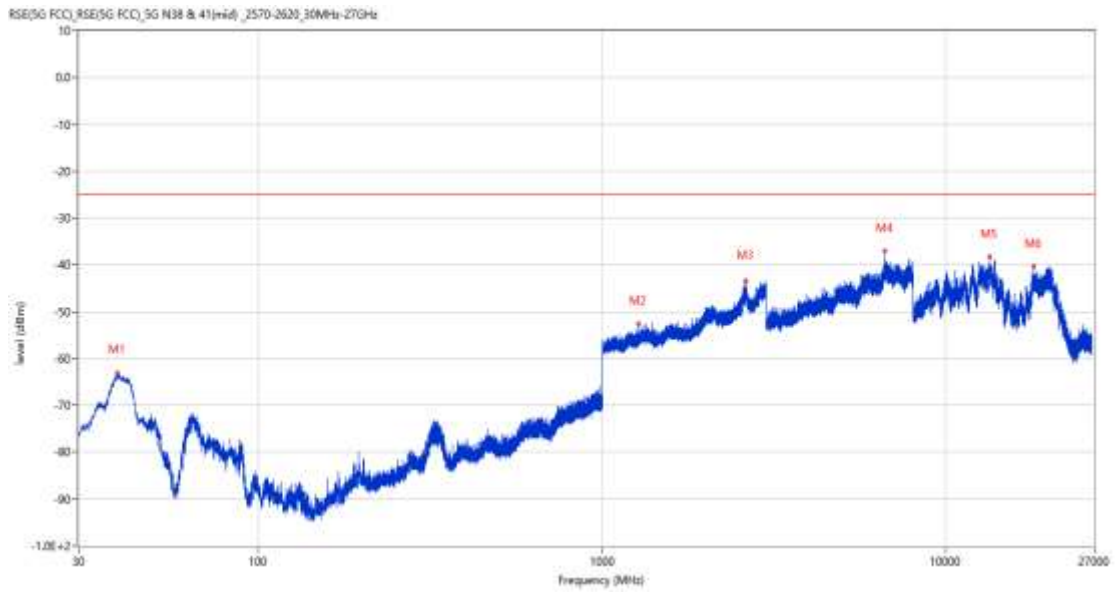
Frequency (MHz)	Result (dBm)	Factor (dB)	PK Limit (dBm)	Over Limit (dB)	Table (o)	ANT	EUT	Verdict
327.741	-72.41	-14.77	-25.0	-47.41	186.00	Horizontal	Vertical	Pass
2003.500	-47.96	3.91	-25.0	-22.96	259.00	Horizontal	Vertical	Pass
2591.100	-36.47	9.54	-25.0	-11.47	177.00	Horizontal	Vertical	N/A
6667.750	-38.72	14.57	-25.0	-13.72	103.00	Horizontal	Vertical	Pass
13357.162	-38.96	16.61	-25.0	-13.96	360.00	Horizontal	Vertical	Pass
20298.824	-39.39	12.97	-25.0	-14.39	290.00	Horizontal	Vertical	Pass

RSE-V&V n38 BW20 CH519000



Frequency (MHz)	Result (dBm)	Factor (dB)	PK Limit (dBm)	Over Limit (dB)	Table (o)	ANT	EUT	Verdict
39.069	-62.24	-20.16	-25.0	-37.24	264.00	Vertical	Vertical	Pass
2129.300	-48.41	4.19	-25.0	-23.41	3.00	Vertical	Vertical	Pass
2596.300	-40.73	9.67	-25.0	-15.73	33.00	Vertical	Vertical	N/A
6649.250	-38.67	15.17	-25.0	-13.67	44.00	Vertical	Vertical	Pass
13354.276	-38.54	16.58	-25.0	-13.54	331.00	Vertical	Vertical	Pass
18108.375	-40.38	12.86	-25.0	-15.38	3.00	Vertical	Vertical	Pass

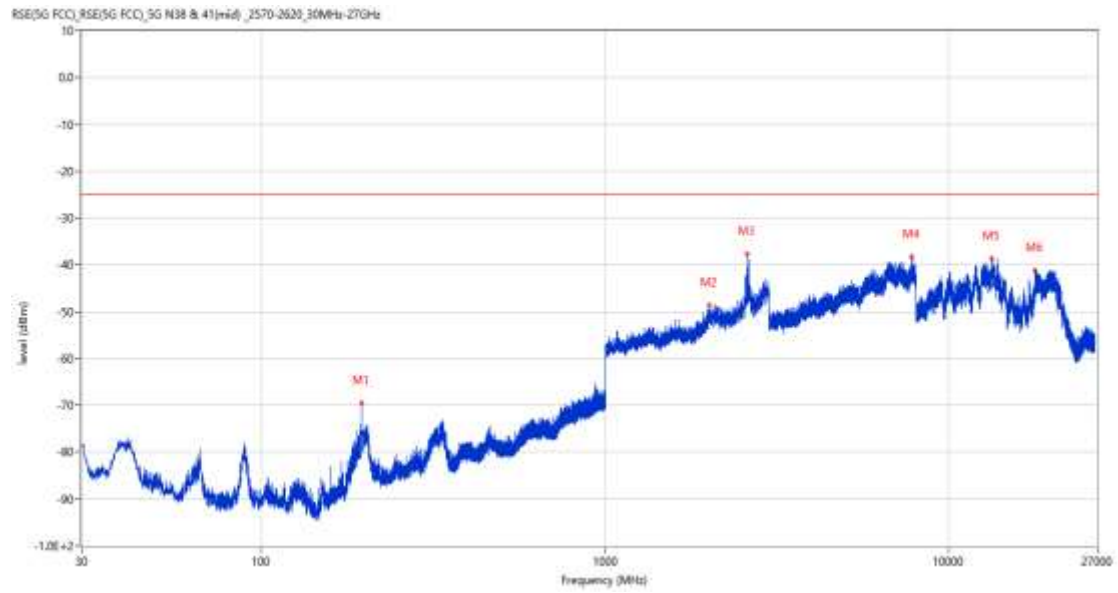
RSE-V&H n38 BW20 CH519000



Frequency (MHz)	Result (dBm)	Factor (dB)	PK Limit (dBm)	Over Limit (dB)	Table (o)	ANT	EUT	Verdict
38.827	-63.14	-20.40	-25.0	-38.14	301.00	Vertical	Horizontal	Pass
1277.800	-52.64	-0.64	-25.0	-27.64	203.00	Vertical	Horizontal	Pass
2614.300	-43.39	9.95	-25.0	-18.39	360.00	Vertical	Horizontal	N/A
6641.500	-37.08	15.00	-25.0	-12.08	65.00	Vertical	Horizontal	Pass
13401.000	-38.18	16.99	-25.0	-13.18	315.00	Vertical	Horizontal	Pass
17928.600	-40.31	13.58	-25.0	-15.31	360.00	Vertical	Horizontal	Pass

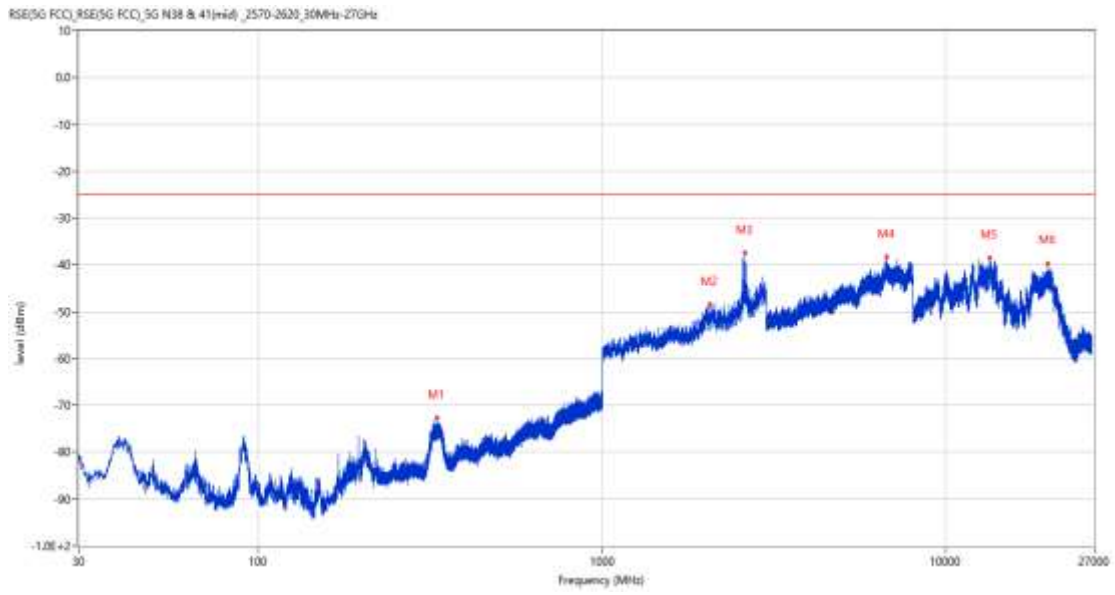
23.5 n38 BW30, QPSK, Middle Channel

RSE-H&H n38 BW30 CH519000



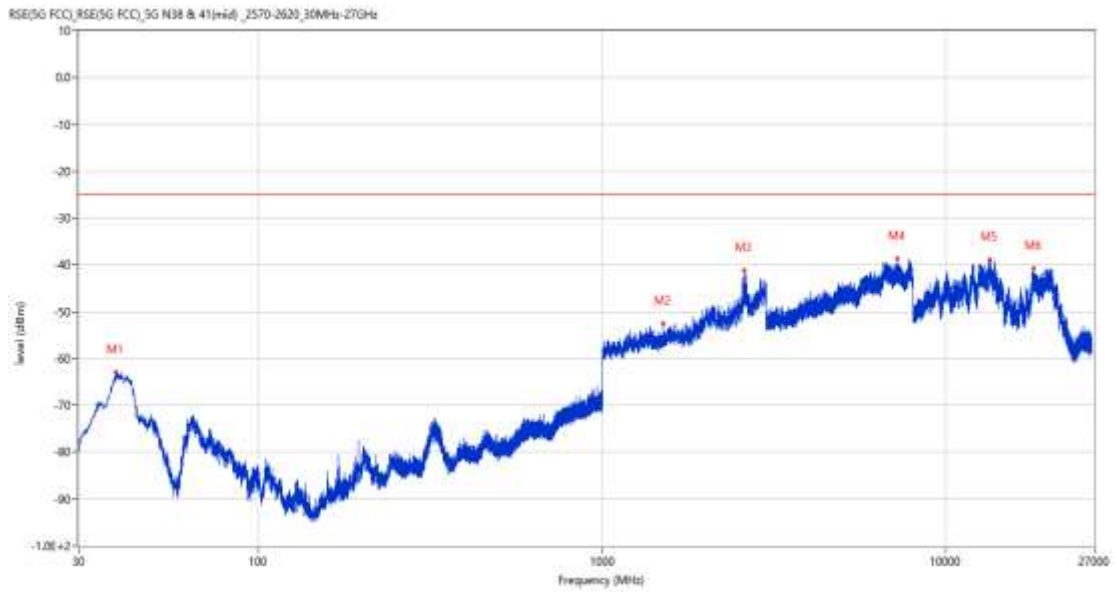
Frequency (MHz)	Result (dBm)	Factor (dB)	PK Limit (dBm)	Over Limit (dB)	Table (o)	ANT	EUT	Verdict
195.482	-69.55	-15.85	-25.0	-44.55	133.00	Horizontal	Horizontal	Pass
2006.400	-48.55	3.82	-25.0	-23.55	211.00	Horizontal	Horizontal	Pass
2590.800	-37.73	9.54	-25.0	-12.73	324.00	Horizontal	Horizontal	N/A
7800.750	-38.33	15.76	-25.0	-13.33	312.00	Horizontal	Horizontal	Pass
13347.450	-38.76	16.44	-25.0	-13.76	0.00	Horizontal	Horizontal	Pass
17800.239	-41.23	13.19	-25.0	-16.23	0.00	Horizontal	Horizontal	Pass

RSE-H&V n38 BW30 CH519000



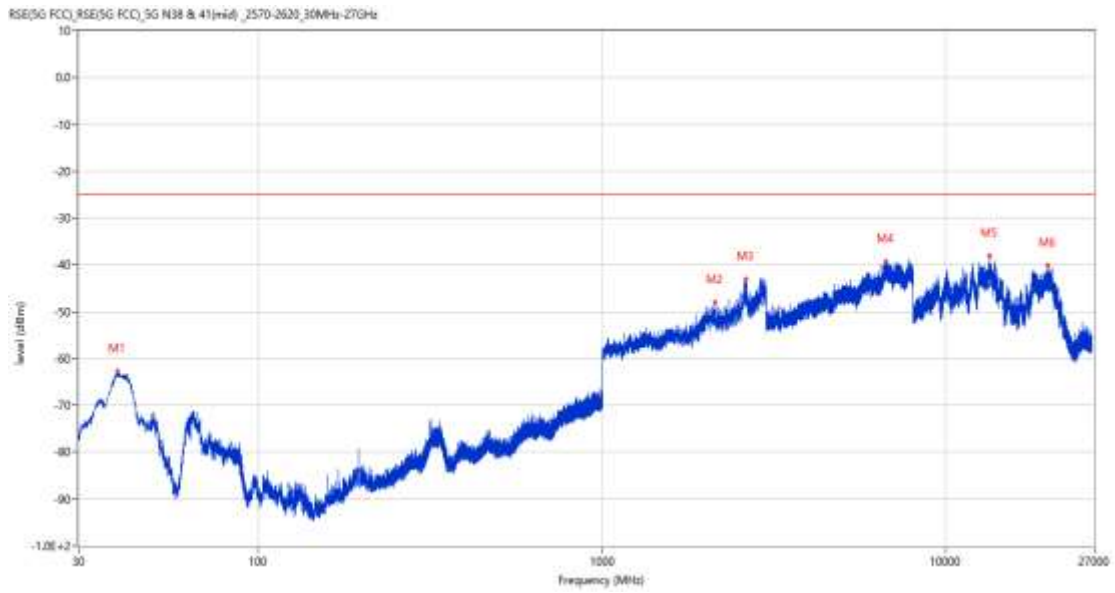
Frequency (MHz)	Result (dBm)	Factor (dB)	PK Limit (dBm)	Over Limit (dB)	Table (o)	ANT	EUT	Verdict
330.651	-72.64	-14.67	-25.0	-47.64	176.00	Horizontal	Vertical	Pass
2051.600	-48.51	4.15	-25.0	-23.51	359.00	Horizontal	Vertical	Pass
2596.300	-37.52	9.67	-25.0	-12.52	173.00	Horizontal	Vertical	N/A
6707.500	-38.25	15.66	-25.0	-13.25	134.00	Horizontal	Vertical	Pass
13386.563	-38.46	16.88	-25.0	-13.46	216.00	Horizontal	Vertical	Pass
19779.899	-39.74	12.94	-25.0	-14.74	118.00	Horizontal	Vertical	Pass

RSE-V&V n38 BW30 CH519000



Frequency (MHz)	Result (dBm)	Factor (dB)	PK Limit (dBm)	Over Limit (dB)	Table (o)	ANT	EUT	Verdict
38.536	-63.00	-20.70	-25.0	-38.00	225.00	Vertical	Vertical	Pass
1506.700	-52.59	-0.43	-25.0	-27.59	89.00	Vertical	Vertical	Pass
2590.700	-41.27	9.53	-25.0	-16.27	89.00	Vertical	Vertical	N/A
7205.500	-38.63	14.30	-25.0	-13.63	127.00	Vertical	Vertical	Pass
13352.438	-38.98	16.56	-25.0	-13.98	280.00	Vertical	Vertical	Pass
17927.287	-40.75	13.54	-25.0	-15.75	305.00	Vertical	Vertical	Pass

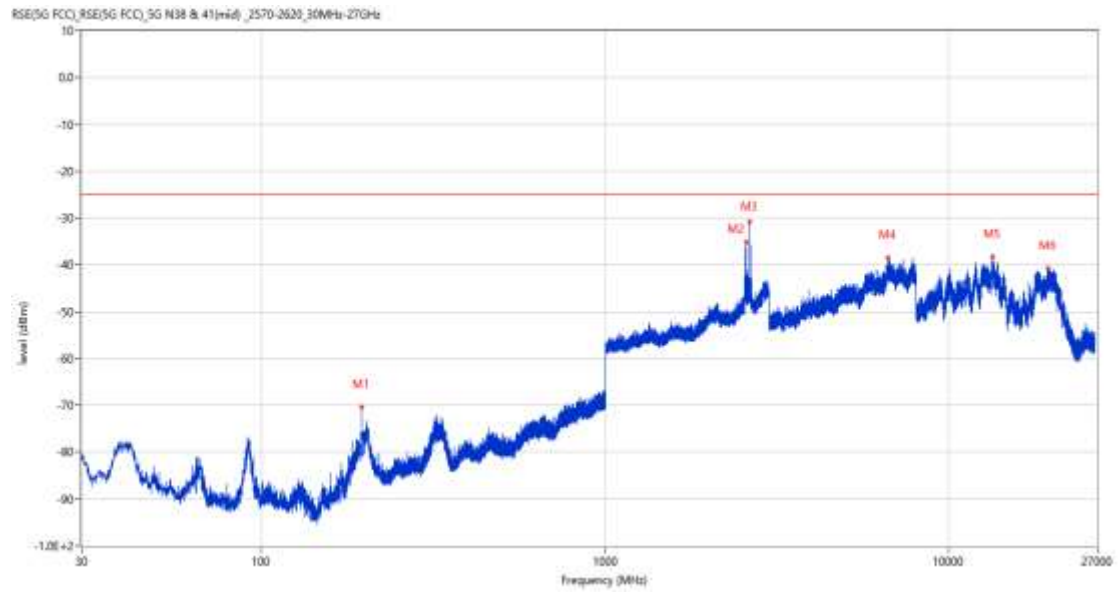
RSE-V&H n38 BW30 CH519000



Frequency (MHz)	Result (dBm)	Factor (dB)	PK Limit (dBm)	Over Limit (dB)	Table (o)	ANT	EUT	Verdict
38.827	-62.72	-20.40	-25.0	-37.72	267.00	Vertical	Horizontal	Pass
2129.800	-48.10	4.10	-25.0	-23.10	79.00	Vertical	Horizontal	Pass
2622.200	-43.07	10.06	-25.0	-18.07	358.00	Vertical	Horizontal	N/A
6685.000	-39.22	14.58	-25.0	-14.22	10.00	Vertical	Horizontal	Pass
13371.076	-38.16	16.74	-25.0	-13.16	235.00	Vertical	Horizontal	Pass
19706.800	-40.07	12.94	-25.0	-15.07	233.00	Vertical	Horizontal	Pass

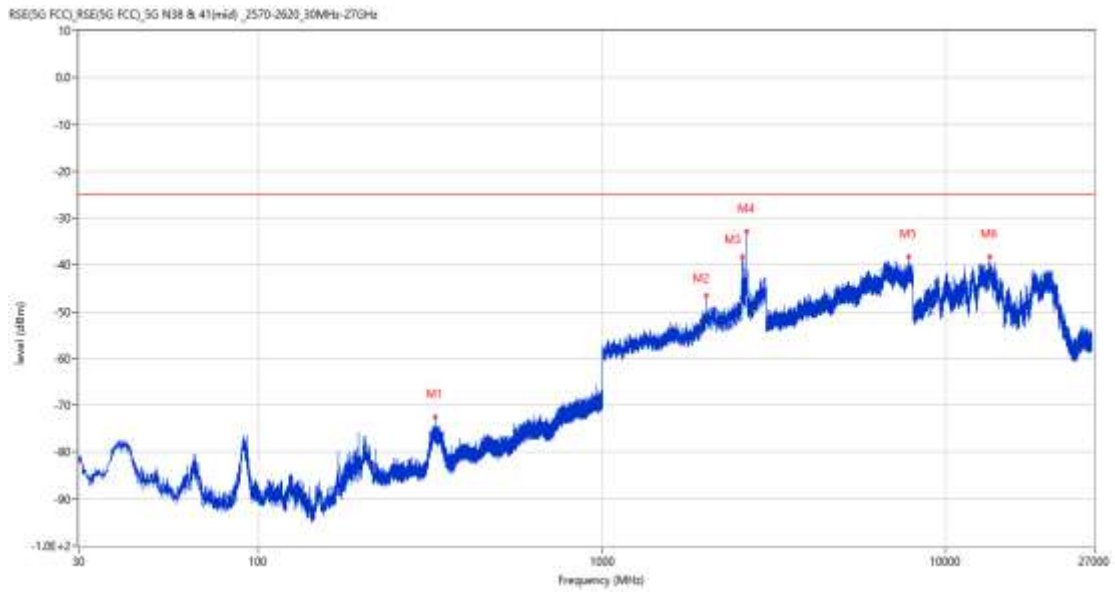
23.6 n38 BW40, QPSK, Middle Channel

RSE-H&H n38 BW40 CH519000



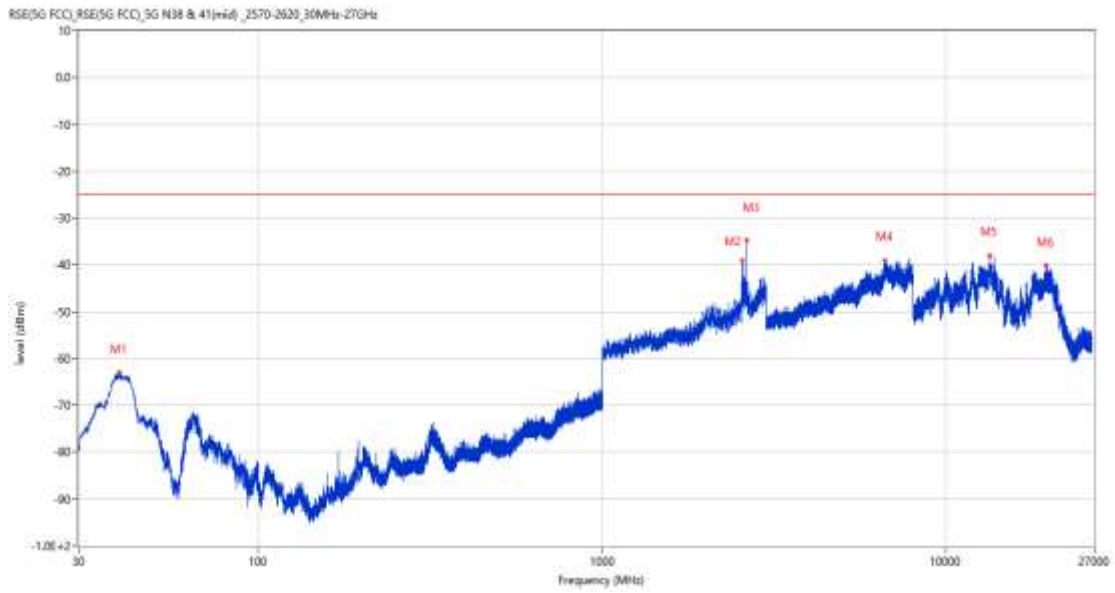
Frequency (MHz)	Result (dBm)	Factor (dB)	PK Limit (dBm)	Over Limit (dB)	Table (o)	ANT	EUT	Verdict
195.579	-70.30	-15.86	-25.0	-45.30	119.00	Horizontal	Horizontal	Pass
2562.700	-35.08	8.86	-25.0	-10.08	316.00	Horizontal	Horizontal	N/A
2626.400	-30.71	9.35	-25.0	-5.71	336.00	Horizontal	Horizontal	N/A
6652.250	-38.39	15.07	-25.0	-13.39	133.00	Horizontal	Horizontal	Pass
13388.401	-38.35	16.90	-25.0	-13.35	48.00	Horizontal	Horizontal	Pass
19450.950	-40.82	12.92	-25.0	-15.82	7.00	Horizontal	Horizontal	Pass

RSE-H&V n38 BW40 CH519000



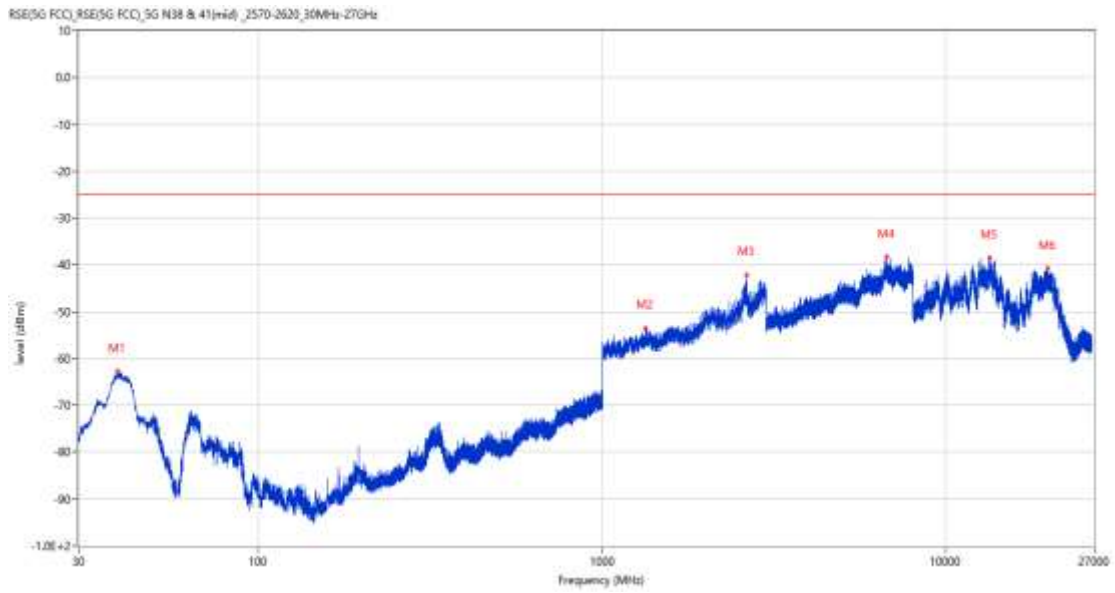
Frequency (MHz)	Result (dBm)	Factor (dB)	PK Limit (dBm)	Over Limit (dB)	Table (o)	ANT	EUT	Verdict
326.578	-72.53	-14.83	-25.0	-47.53	198.00	Horizontal	Vertical	Pass
2005.700	-46.46	3.86	-25.0	-21.46	348.00	Horizontal	Vertical	Pass
2559.800	-38.33	8.58	-25.0	-13.33	173.00	Horizontal	Vertical	N/A
2632.100	-32.79	8.14	-25.0	-7.79	164.00	Horizontal	Vertical	N/A
7779.250	-38.23	15.32	-25.0	-13.23	360.00	Horizontal	Vertical	Pass
13355.062	-38.24	16.59	-25.0	-13.24	334.00	Horizontal	Vertical	Pass

RSE-V&V n38 BW40 CH519000



Frequency (MHz)	Result (dBm)	Factor (dB)	PK Limit (dBm)	Over Limit (dB)	Table (o)	ANT	EUT	Verdict
39.458	-62.97	-19.85	-25.0	-37.97	330.00	Vertical	Vertical	Pass
2561.300	-38.99	8.83	-25.0	-13.99	339.00	Vertical	Vertical	N/A
2626.800	-34.83	9.04	-25.0	-9.83	18.00	Vertical	Vertical	N/A
6639.500	-39.11	15.08	-25.0	-14.11	165.00	Vertical	Vertical	Pass
13391.287	-38.16	16.93	-25.0	-13.16	0.00	Vertical	Vertical	Pass
19511.724	-40.22	12.93	-25.0	-15.22	3.00	Vertical	Vertical	Pass

RSE-V&H n38 BW40 CH519000

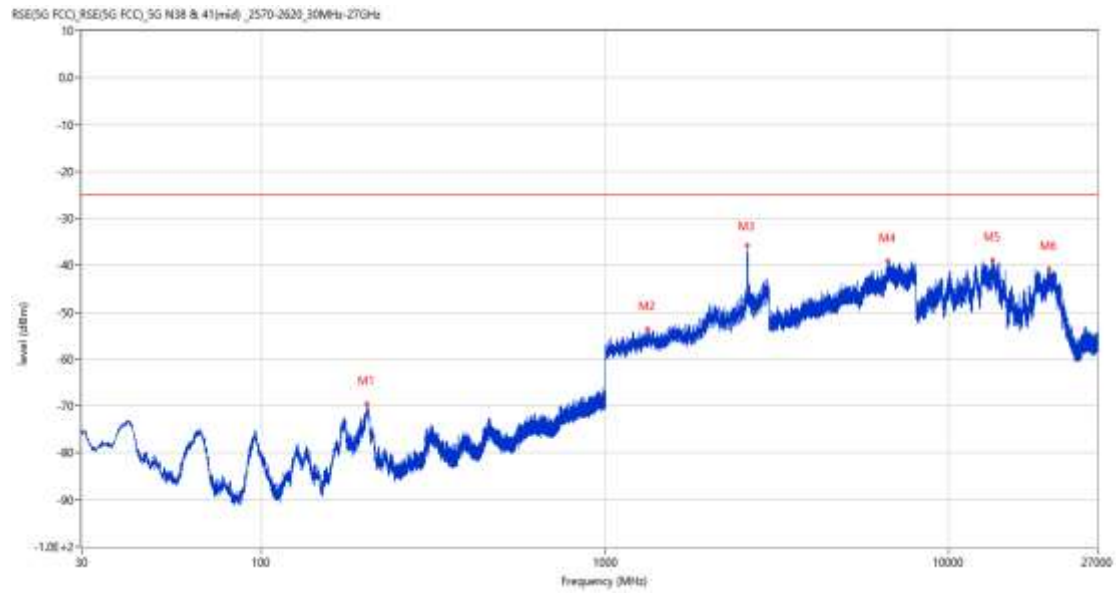


Frequency (MHz)	Result (dBm)	Factor (dB)	PK Limit (dBm)	Over Limit (dB)	Table (o)	ANT	EUT	Verdict
38.972	-62.77	-20.25	-25.0	-37.77	318.00	Vertical	Horizontal	Pass
1332.200	-53.55	-0.37	-25.0	-28.55	360.00	Vertical	Horizontal	Pass
2629.600	-42.22	8.34	-25.0	-17.22	316.00	Vertical	Horizontal	N/A
6703.750	-38.21	15.51	-25.0	-13.21	82.00	Vertical	Horizontal	Pass
13371.600	-38.38	16.74	-25.0	-13.38	177.00	Vertical	Horizontal	Pass
19748.026	-40.79	12.94	-25.0	-15.79	3.00	Vertical	Horizontal	Pass

24 n41

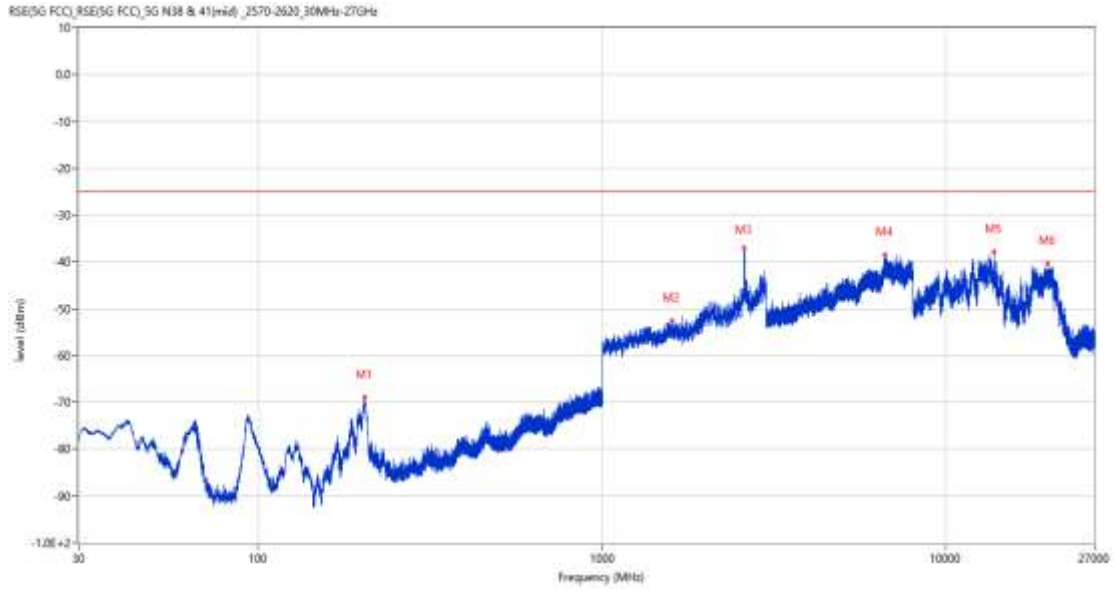
24.1 n41 BW20, PI/2 BPSK, Middle Channel

RSE-H&H n41 BW20 CH518598



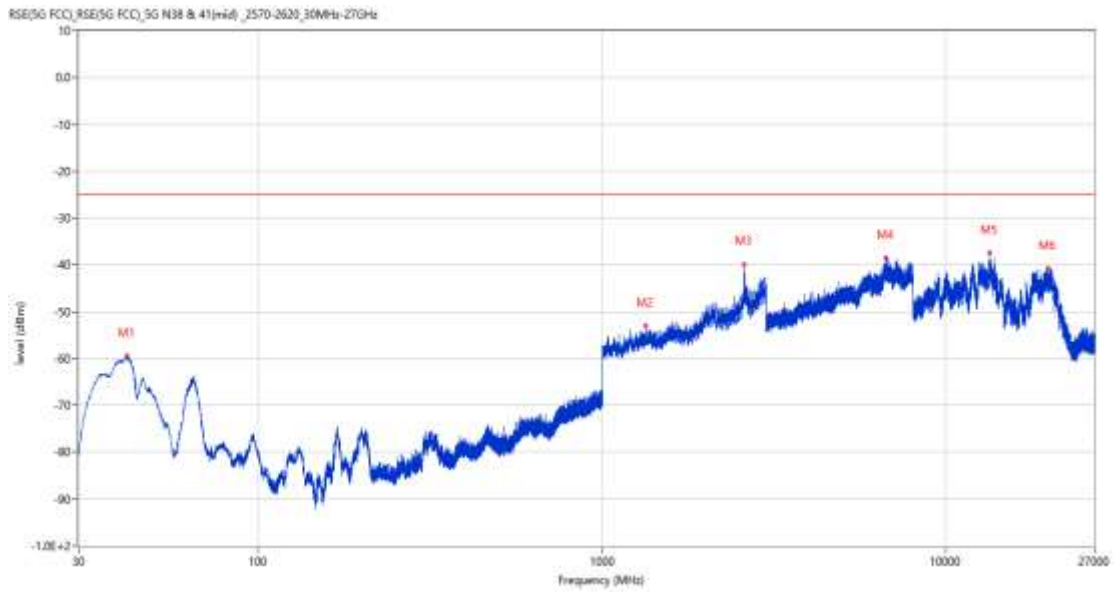
Frequency (MHz)	Result (dBm)	Factor (dB)	PK Limit (dBm)	Over Limit (dB)	Table (o)	ANT	EUT	Verdict
203.000	-69.60	-15.62	-25.0	-44.60	313.00	Horizontal	Horizontal	Pass
1328.800	-53.67	-0.29	-25.0	-28.67	95.00	Horizontal	Horizontal	Pass
2590.800	-35.73	9.54	-25.0	-10.73	20.00	Horizontal	Horizontal	N/A
6648.000	-39.07	15.12	-25.0	-14.07	296.00	Horizontal	Horizontal	Pass
13356.375	-38.87	16.60	-25.0	-13.87	157.00	Horizontal	Horizontal	Pass
19529.550	-40.83	12.93	-25.0	-15.83	19.00	Horizontal	Horizontal	Pass

RSE-H&V n41 BW20 CH518598



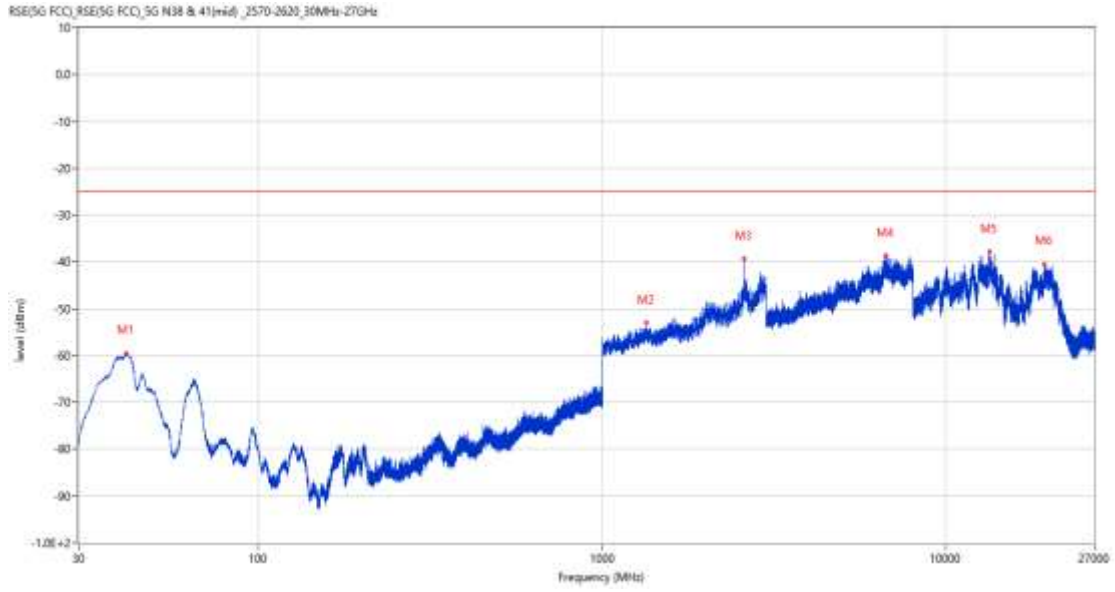
Frequency (MHz)	Result (dBm)	Factor (dB)	PK Limit (dBm)	Over Limit (dB)	Table (o)	ANT	EUT	Verdict
203.533	-68.93	-15.53	-25.0	-43.93	317.00	Horizontal	Vertical	Pass
1590.500	-52.64	0.19	-25.0	-27.64	300.00	Horizontal	Vertical	Pass
2591.500	-37.09	9.55	-25.0	-12.09	180.00	Horizontal	Vertical	N/A
6655.500	-38.37	15.04	-25.0	-13.37	30.00	Horizontal	Vertical	Pass
13799.737	-37.85	16.99	-25.0	-12.85	232.00	Horizontal	Vertical	Pass
19776.150	-40.41	12.94	-25.0	-15.41	301.00	Horizontal	Vertical	Pass

RSE-V&V n41 BW20 CH518598



Frequency (MHz)	Result (dBm)	Factor (dB)	PK Limit (dBm)	Over Limit (dB)	Table (o)	ANT	EUT	Verdict
41.543	-59.47	-18.58	-25.0	-34.47	304.00	Vertical	Vertical	Pass
1336.200	-52.95	-0.47	-25.0	-27.95	176.00	Vertical	Vertical	Pass
2591.200	-39.83	9.54	-25.0	-14.83	131.00	Vertical	Vertical	N/A
6694.000	-38.46	14.87	-25.0	-13.46	279.00	Vertical	Vertical	Pass
13384.200	-37.52	16.86	-25.0	-12.52	221.00	Vertical	Vertical	Pass
19758.150	-40.80	12.94	-25.0	-15.80	348.00	Vertical	Vertical	Pass

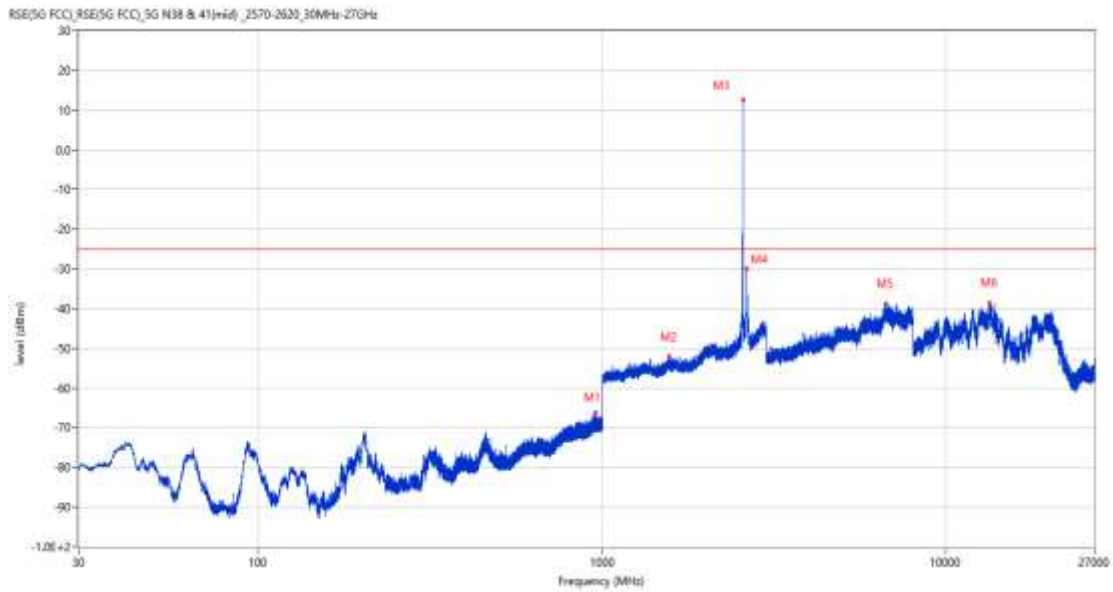
RSE-V&H n41 BW20 CH518598



Frequency (MHz)	Result (dBm)	Factor (dB)	PK Limit (dBm)	Over Limit (dB)	Table (o)	ANT	EUT	Verdict
41.349	-59.68	-18.62	-25.0	-34.68	253.00	Vertical	Horizontal	Pass
1340.100	-53.00	-0.34	-25.0	-28.00	332.00	Vertical	Horizontal	Pass
2591.200	-39.25	9.54	-25.0	-14.25	282.00	Vertical	Horizontal	N/A
6659.750	-38.58	14.86	-25.0	-13.58	159.00	Vertical	Horizontal	Pass
13389.712	-37.78	16.91	-25.0	-12.78	76.00	Vertical	Horizontal	Pass
19341.001	-40.59	12.92	-25.0	-15.59	360.00	Vertical	Horizontal	Pass

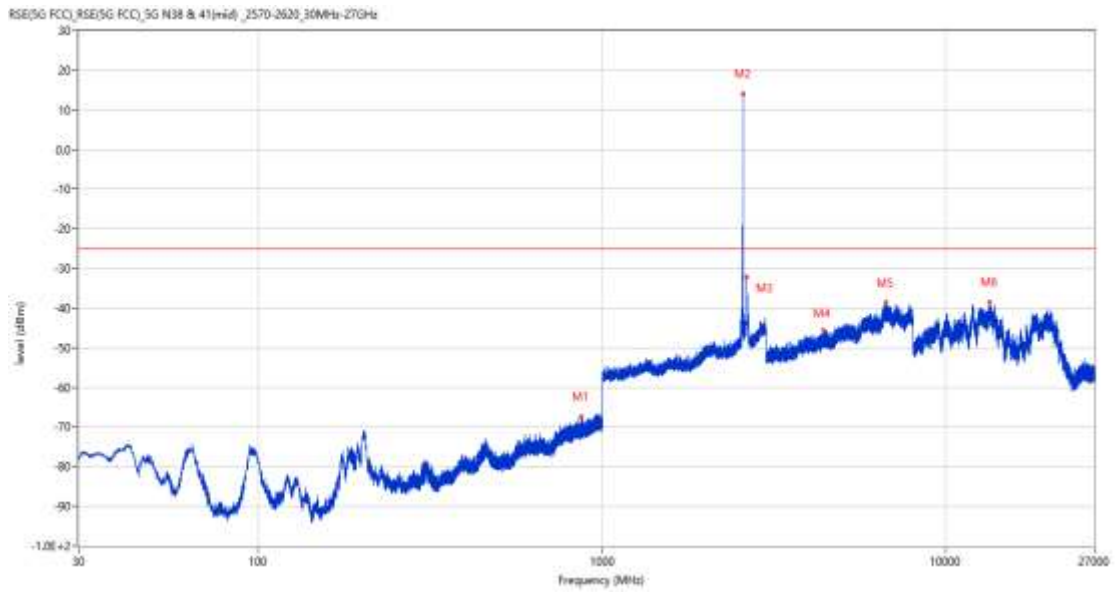
24.2 n41 BW60, PI/2 BPSK, Middle Channel

RSE-H&H n41 BW60 CH518598



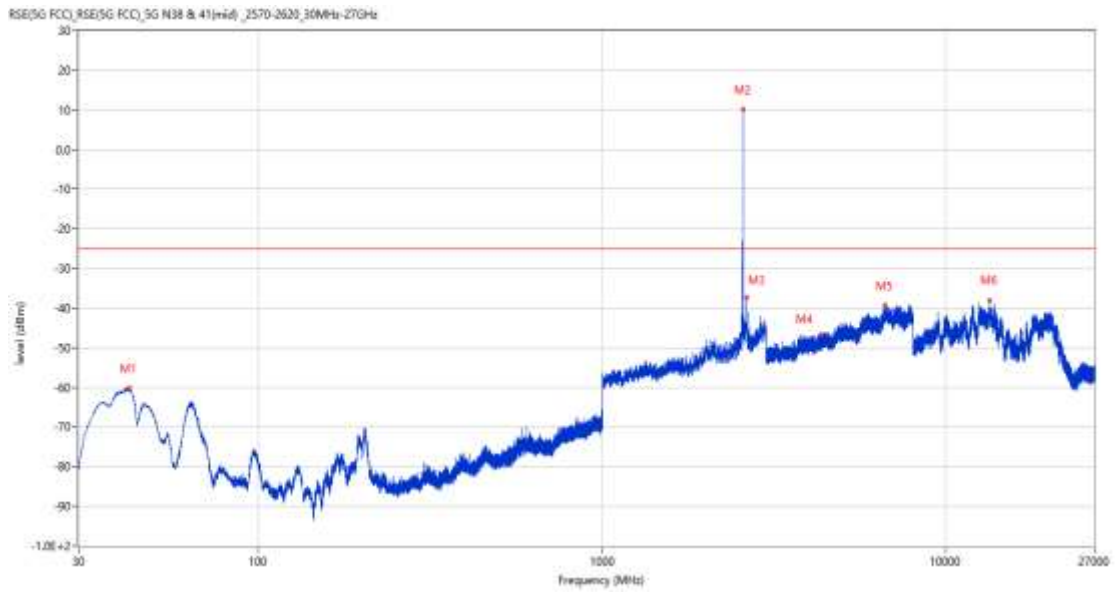
Frequency (MHz)	Result (dBm)	Factor (dB)	PK Limit (dBm)	Over Limit (dB)	Table (o)	ANT	EUT	Verdict
954.604	-66.23	1.69	-25.0	-41.23	0.00	Horizontal	Horizontal	Pass
1565.200	-52.13	0.35	-25.0	-27.13	223.00	Horizontal	Horizontal	Pass
2564.800	12.72	8.91	-25.0	37.72	73.00	Horizontal	Horizontal	N/A
2629.900	-30.09	8.28	-25.0	-5.09	322.00	Horizontal	Horizontal	N/A
6689.000	-38.86	14.70	-25.0	-13.86	355.00	Horizontal	Horizontal	Pass
13370.550	-38.59	16.73	-25.0	-13.59	360.00	Horizontal	Horizontal	Pass

RSE-H&V n41 BW60 CH518598



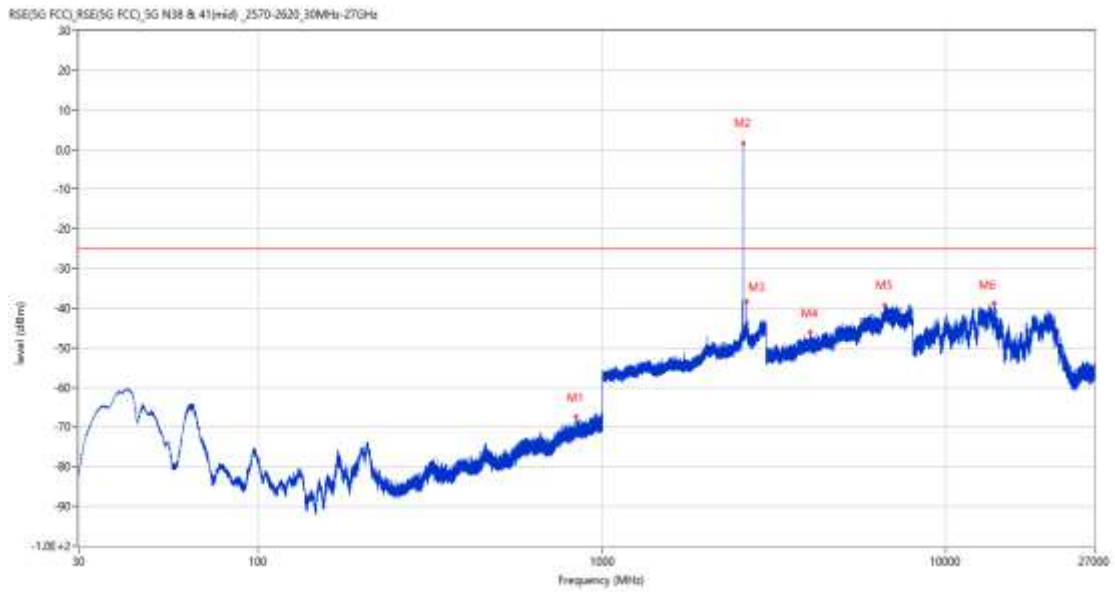
Frequency (MHz)	Result (dBm)	Factor (dB)	PK Limit (dBm)	Over Limit (dB)	Table (o)	ANT	EUT	Verdict
869.050	-67.41	-0.21	-25.0	-42.41	71.00	Horizontal	Vertical	Pass
2564.800	14.04	8.91	-25.0	39.04	190.00	Horizontal	Vertical	N/A
2626.700	-32.11	9.09	-25.0	-7.11	171.00	Horizontal	Vertical	N/A
4392.500	-45.66	9.17	-25.0	-20.66	0.00	Horizontal	Vertical	Pass
6673.750	-38.66	14.56	-25.0	-13.66	280.00	Horizontal	Vertical	Pass
13368.450	-38.61	16.71	-25.0	-13.61	298.00	Horizontal	Vertical	Pass

RSE-V&V n41 BW60 CH518598



Frequency (MHz)	Result (dBm)	Factor (dB)	PK Limit (dBm)	Over Limit (dB)	Table (o)	ANT	EUT	Verdict
41.931	-60.21	-18.49	-25.0	-35.21	102.00	Vertical	Vertical	Pass
2564.700	10.12	8.91	-25.0	35.12	254.00	Vertical	Vertical	N/A
2632.900	-37.27	8.15	-25.0	-12.27	72.00	Vertical	Vertical	N/A
4324.750	-46.66	9.00	-25.0	-21.66	105.00	Vertical	Vertical	Pass
6638.250	-39.35	15.01	-25.0	-14.35	342.00	Vertical	Vertical	Pass
13386.563	-38.14	16.88	-25.0	-13.14	360.00	Vertical	Vertical	Pass

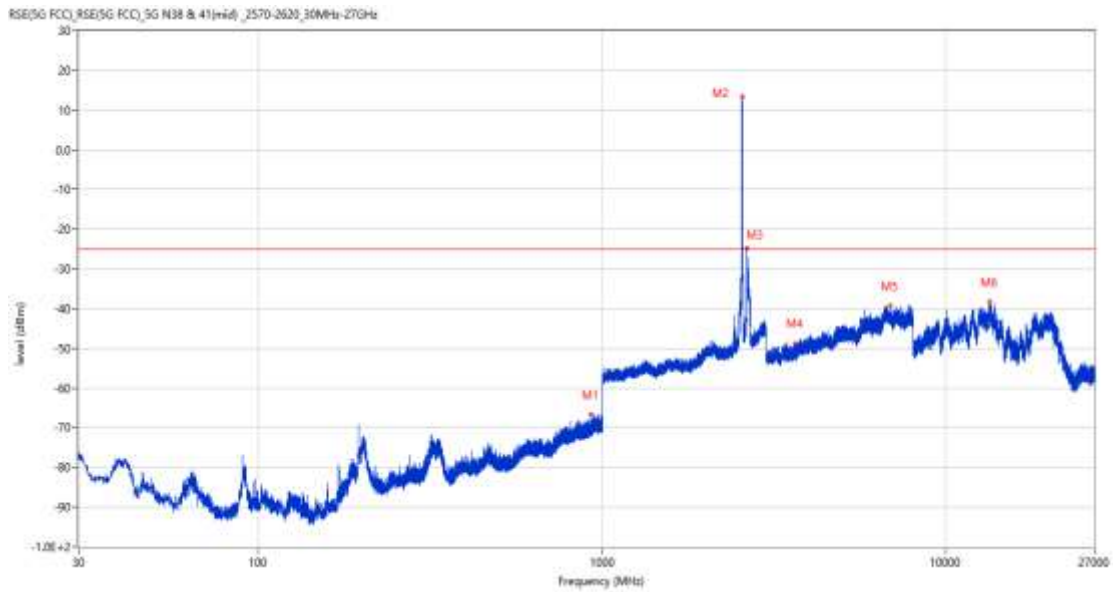
RSE-V&H n41 BW60 CH518598



Frequency (MHz)	Result (dBm)	Factor (dB)	PK Limit (dBm)	Over Limit (dB)	Table (o)	ANT	EUT	Verdict
840.872	-67.52	-0.02	-25.0	-42.52	158.00	Vertical	Horizontal	Pass
2564.500	1.51	8.91	-25.0	26.51	353.00	Vertical	Horizontal	N/A
2630.700	-38.22	8.22	-25.0	-13.22	290.00	Vertical	Horizontal	N/A
4031.500	-46.25	9.29	-25.0	-21.25	244.00	Vertical	Horizontal	Pass
6644.750	-39.37	15.12	-25.0	-14.37	18.00	Vertical	Horizontal	Pass
13828.088	-38.85	16.35	-25.0	-13.85	176.00	Vertical	Horizontal	Pass

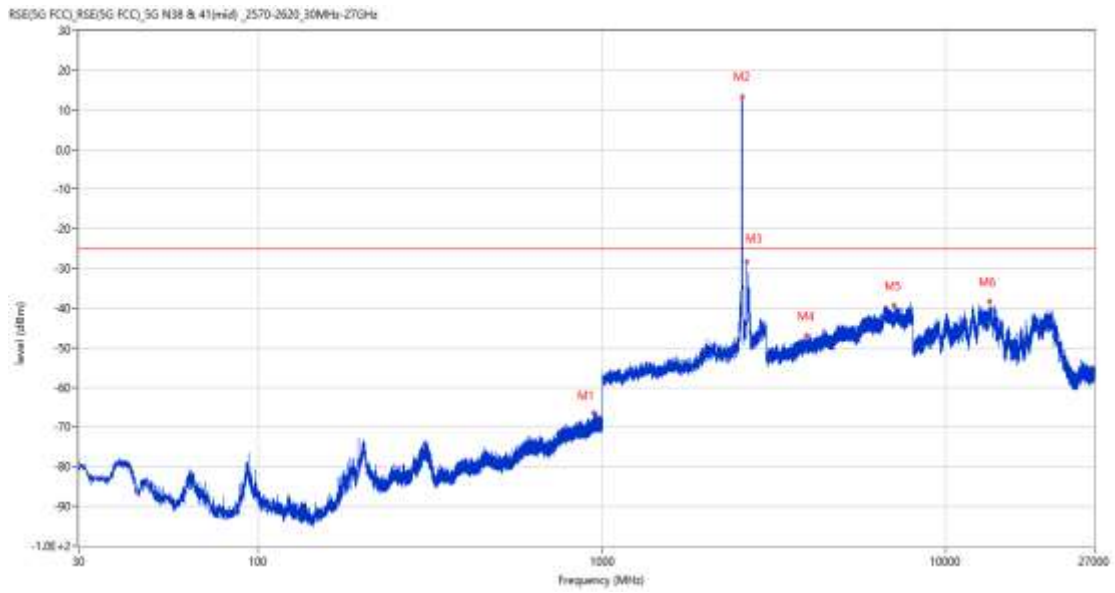
24.3 n41 BW100, PI/2 BPSK, Middle Channel

RSE-H&H n41 BW100 CH518598



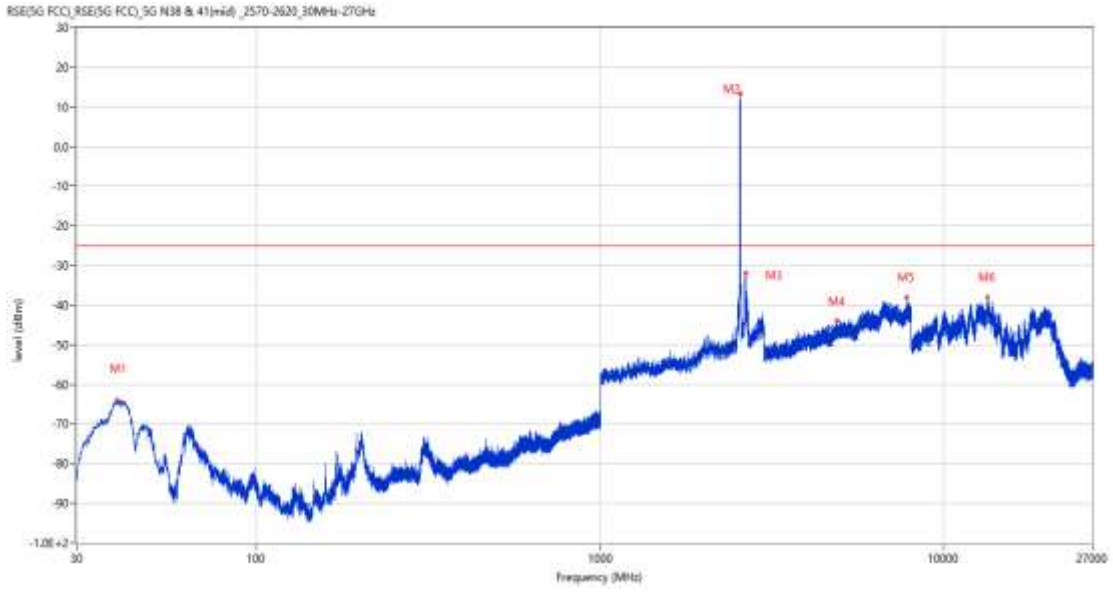
Frequency (MHz)	Result (dBm)	Factor (dB)	PK Limit (dBm)	Over Limit (dB)	Table (o)	ANT	EUT	Verdict
929.578	-66.74	1.04	-25.0	-41.74	6.00	Horizontal	Horizontal	Pass
2553.100	13.34	7.25	-25.0	38.34	314.00	Horizontal	Horizontal	N/A
2634.700	-24.94	8.18	-25.0	0.06	346.00	Horizontal	Horizontal	N/A
3630.750	-48.76	7.46	-25.0	-23.76	148.00	Horizontal	Horizontal	Pass
6874.000	-39.25	14.03	-25.0	-14.25	345.00	Horizontal	Horizontal	Pass
13359.000	-38.38	16.62	-25.0	-13.38	134.00	Horizontal	Horizontal	Pass

RSE-H&V n41 BW100 CH518598



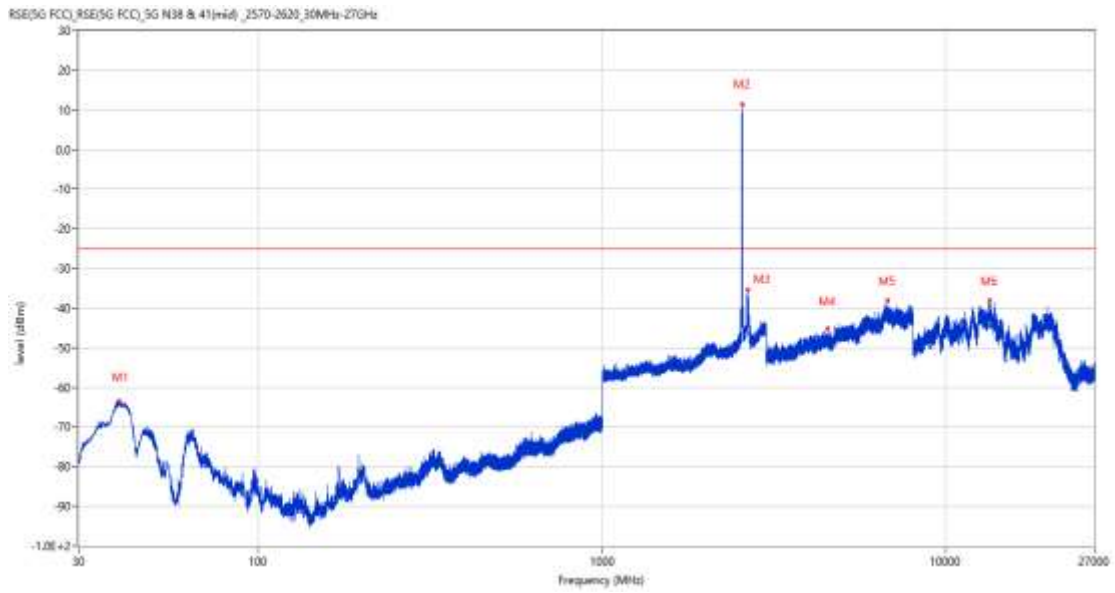
Frequency (MHz)	Result (dBm)	Factor (dB)	PK Limit (dBm)	Over Limit (dB)	Table (o)	ANT	EUT	Verdict
945.534	-66.43	1.51	-25.0	-41.43	351.00	Horizontal	Vertical	Pass
2553.100	13.40	7.25	-25.0	38.40	345.00	Horizontal	Vertical	N/A
2634.500	-28.36	8.10	-25.0	-3.36	345.00	Horizontal	Vertical	N/A
3933.250	-46.99	8.35	-25.0	-21.99	143.00	Horizontal	Vertical	Pass
7040.500	-39.40	13.80	-25.0	-14.40	65.00	Horizontal	Vertical	Pass
13388.137	-38.38	16.90	-25.0	-13.38	251.00	Horizontal	Vertical	Pass

RSE-V&V n41 BW100 CH518598



Frequency (MHz)	Result (dBm)	Factor (dB)	PK Limit (dBm)	Over Limit (dB)	Table (o)	ANT	EUT	Verdict
39.312	-64.08	-19.96	-25.0	-39.08	283.00	Vertical	Vertical	Pass
2553.000	13.30	7.23	-25.0	38.30	158.00	Vertical	Vertical	N/A
2642.700	-32.02	8.91	-25.0	-7.02	46.00	Vertical	Vertical	N/A
4894.750	-43.84	10.70	-25.0	-18.84	302.00	Vertical	Vertical	Pass
7781.750	-38.05	15.46	-25.0	-13.05	193.00	Vertical	Vertical	Pass
13358.474	-37.95	16.62	-25.0	-12.95	260.00	Vertical	Vertical	Pass

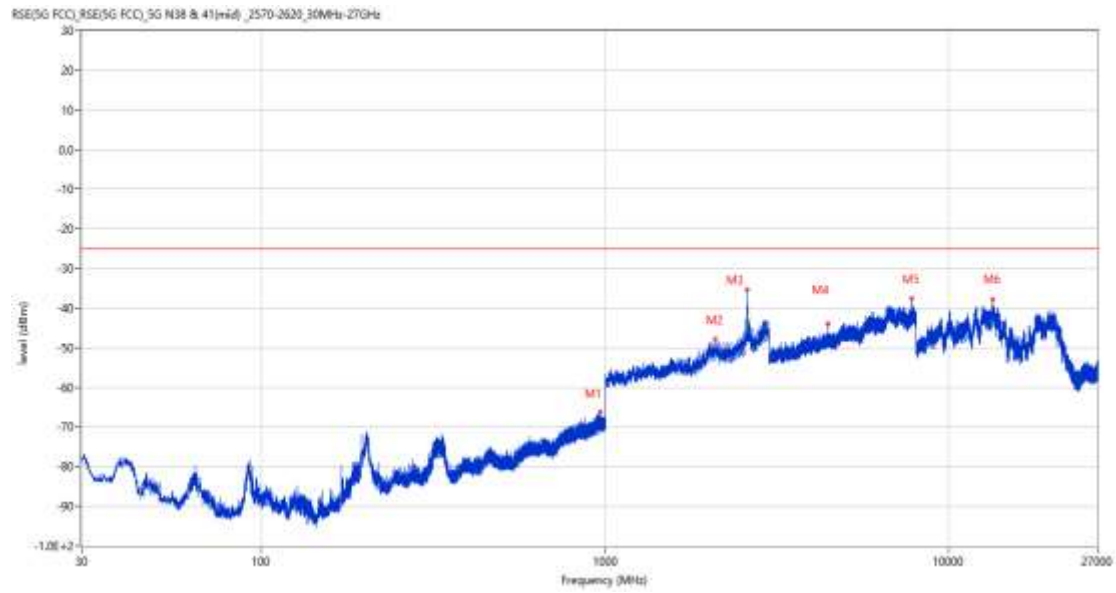
RSE-V&H n41 BW100 CH518598



Frequency (MHz)	Result (dBm)	Factor (dB)	PK Limit (dBm)	Over Limit (dB)	Table (o)	ANT	EUT	Verdict
39.361	-63.49	-19.93	-25.0	-38.49	287.00	Vertical	Horizontal	Pass
2553.100	11.51	7.25	-25.0	36.51	201.00	Vertical	Horizontal	N/A
2646.700	-35.48	9.63	-25.0	-10.48	23.00	Vertical	Horizontal	N/A
4522.000	-45.14	10.45	-25.0	-20.14	62.00	Vertical	Horizontal	Pass
6774.500	-38.12	14.33	-25.0	-13.12	185.00	Vertical	Horizontal	Pass
13404.937	-37.99	16.90	-25.0	-12.99	43.00	Vertical	Horizontal	Pass

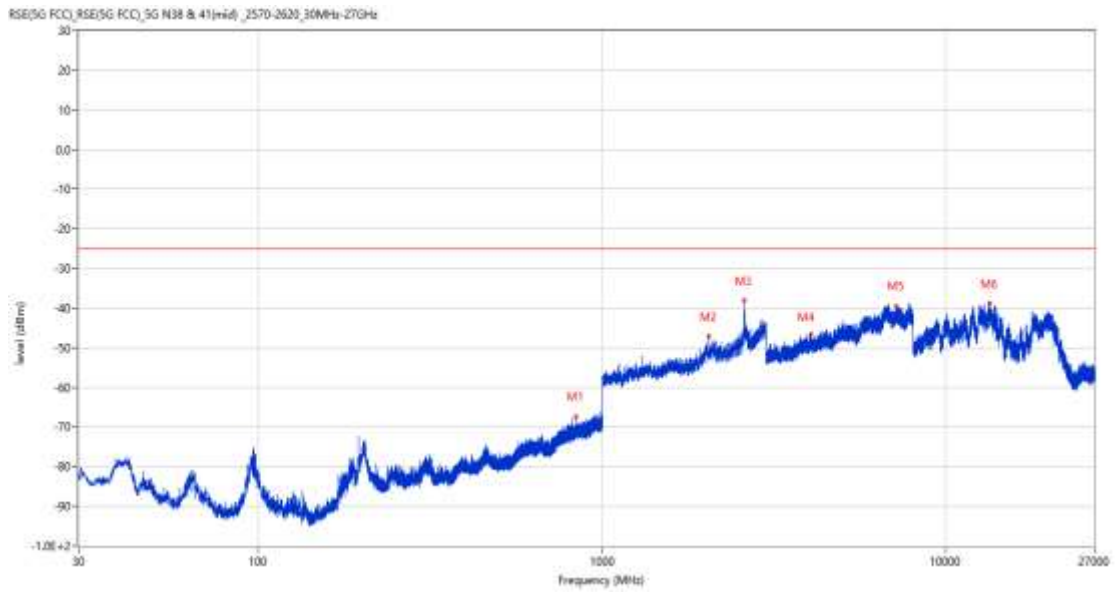
24.4 n41 BW20, QPSK, Middle Channel

RSE-H&H n41 BW20 CH518598



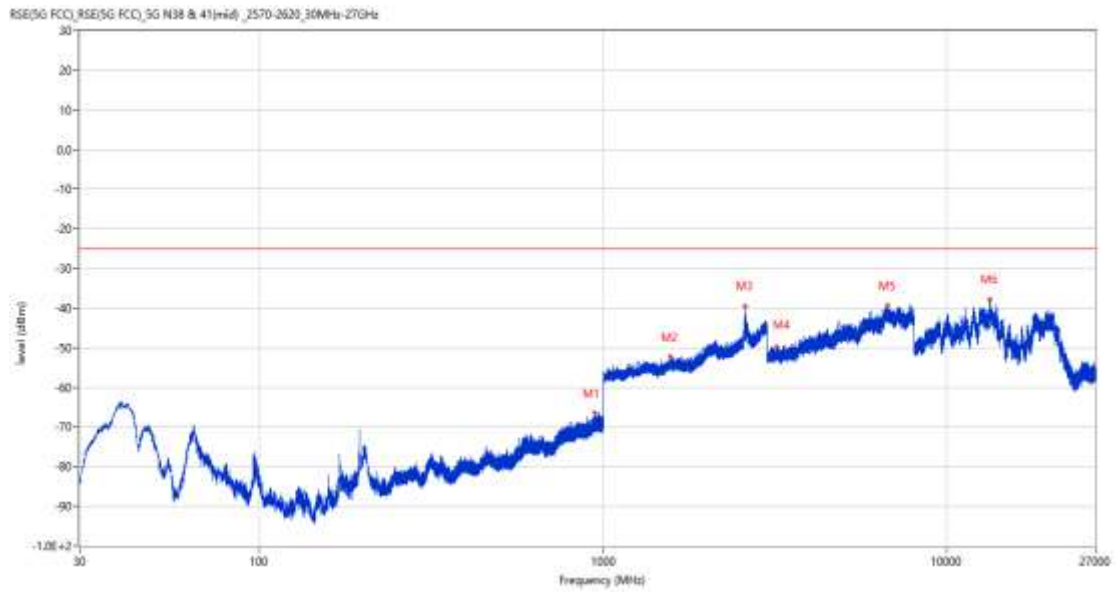
Frequency (MHz)	Result (dBm)	Factor (dB)	PK Limit (dBm)	Over Limit (dB)	Table (o)	ANT	EUT	Verdict
963.770	-66.20	1.82	-25.0	-41.20	336.00	Horizontal	Horizontal	Pass
2088.600	-47.85	4.28	-25.0	-22.85	352.00	Horizontal	Horizontal	Pass
2591.300	-35.36	9.55	-25.0	-10.36	327.00	Horizontal	Horizontal	N/A
4448.500	-43.88	9.70	-25.0	-18.88	247.00	Horizontal	Horizontal	Pass
7783.000	-37.63	15.50	-25.0	-12.63	356.00	Horizontal	Horizontal	Pass
13366.875	-37.89	16.70	-25.0	-12.89	1.00	Horizontal	Horizontal	Pass

RSE-H&V n41 BW20 CH518598



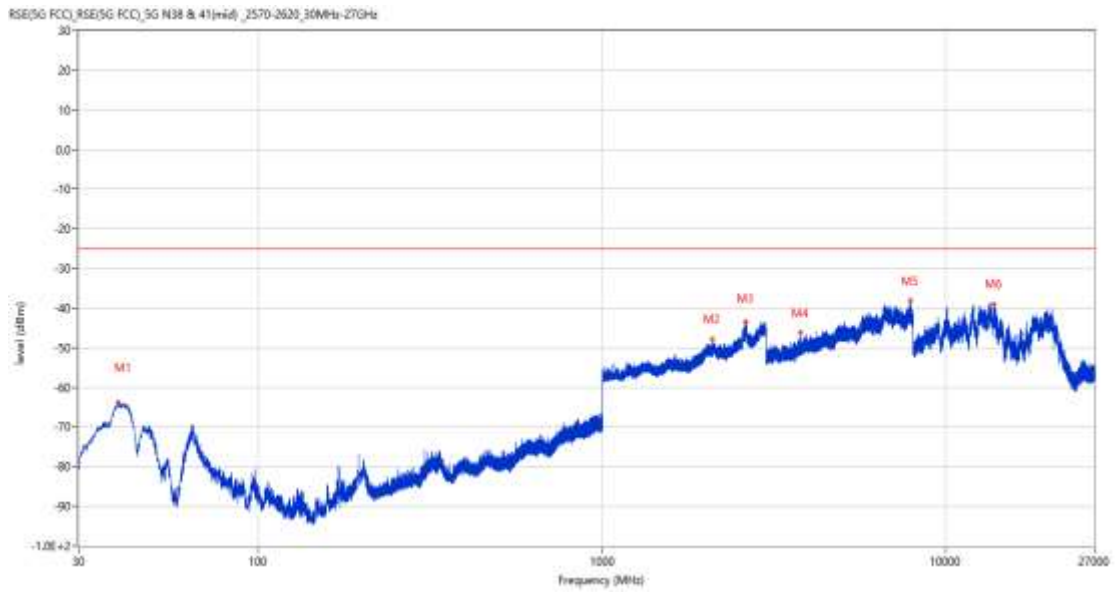
Frequency (MHz)	Result (dBm)	Factor (dB)	PK Limit (dBm)	Over Limit (dB)	Table (o)	ANT	EUT	Verdict
839.998	-67.38	-0.10	-25.0	-42.38	40.00	Horizontal	Vertical	Pass
2046.200	-47.07	3.81	-25.0	-22.07	159.00	Horizontal	Vertical	Pass
2591.200	-38.13	9.54	-25.0	-13.13	140.00	Horizontal	Vertical	N/A
4051.500	-46.64	9.38	-25.0	-21.64	325.00	Horizontal	Vertical	Pass
7172.250	-39.57	14.50	-25.0	-14.57	313.00	Horizontal	Vertical	Pass
13352.175	-38.81	16.56	-25.0	-13.81	360.00	Horizontal	Vertical	Pass

RSE-V&V n41 BW20 CH518598



Frequency (MHz)	Result (dBm)	Factor (dB)	PK Limit (dBm)	Over Limit (dB)	Table (o)	ANT	EUT	Verdict
941.412	-66.45	1.49	-25.0	-41.45	313.00	Vertical	Vertical	Pass
1562.300	-52.30	0.26	-25.0	-27.30	333.00	Vertical	Vertical	Pass
2591.700	-39.59	9.56	-25.0	-14.59	130.00	Vertical	Vertical	N/A
3198.250	-49.75	6.24	-25.0	-24.75	151.00	Vertical	Vertical	Pass
6712.250	-39.26	15.61	-25.0	-14.26	19.00	Vertical	Vertical	Pass
13347.188	-37.71	16.43	-25.0	-12.71	17.00	Vertical	Vertical	Pass

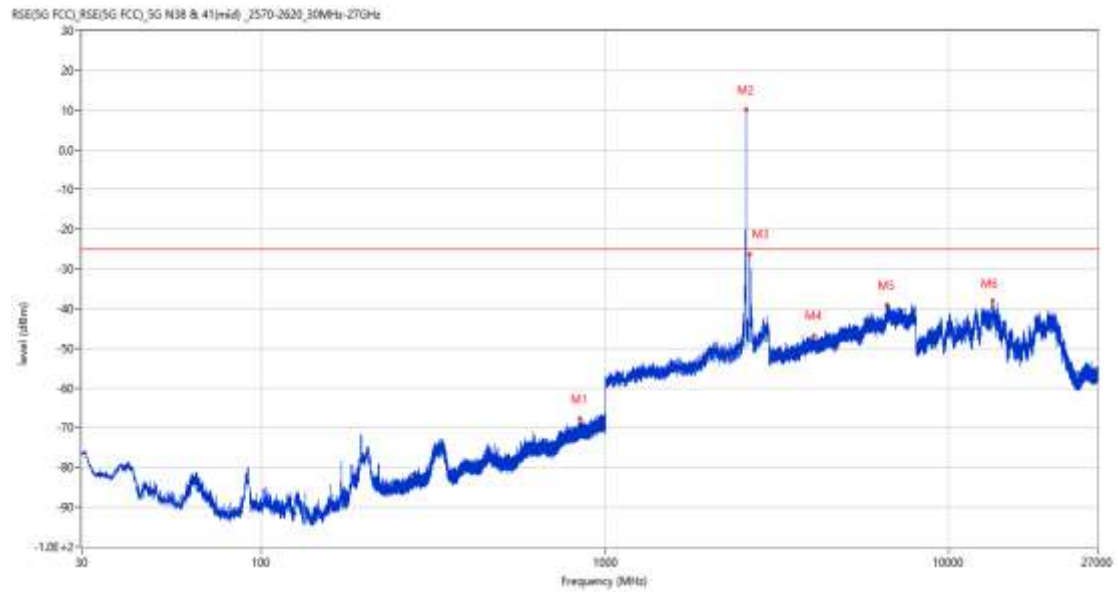
RSE-V&H n41 BW20 CH518598



Frequency (MHz)	Result (dBm)	Factor (dB)	PK Limit (dBm)	Over Limit (dB)	Table (o)	ANT	EUT	Verdict
39.215	-63.73	-20.04	-25.0	-38.73	246.00	Vertical	Horizontal	Pass
2091.300	-47.96	4.49	-25.0	-22.96	19.00	Vertical	Horizontal	Pass
2609.600	-43.51	9.89	-25.0	-18.51	201.00	Vertical	Horizontal	N/A
3764.750	-46.21	9.00	-25.0	-21.21	273.00	Vertical	Horizontal	Pass
7879.750	-38.14	15.12	-25.0	-13.14	162.00	Vertical	Horizontal	Pass
13806.562	-39.15	16.86	-25.0	-14.15	360.00	Vertical	Horizontal	Pass

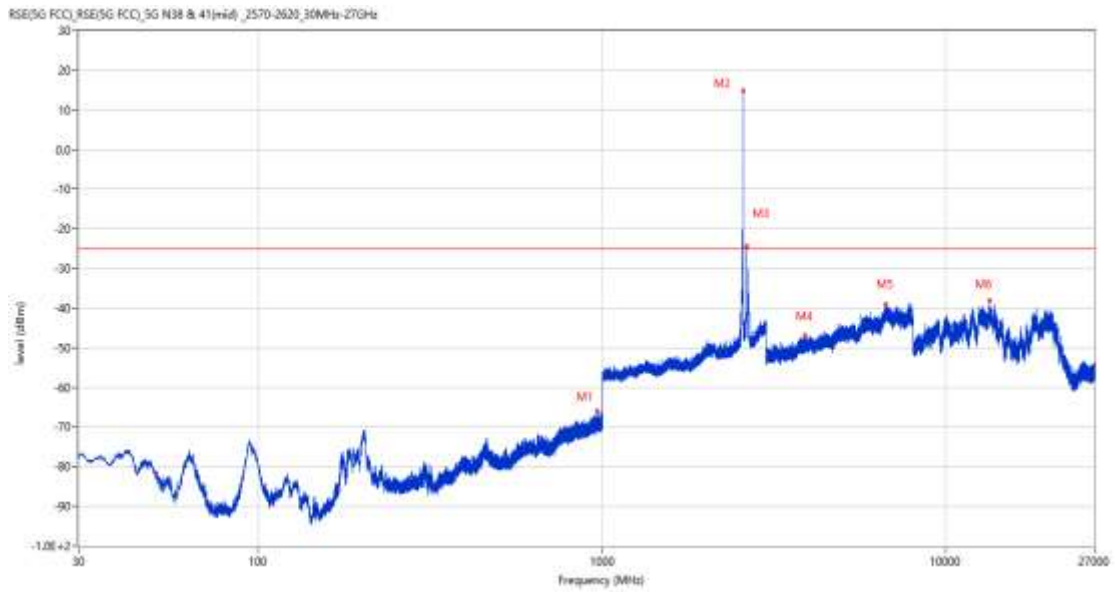
24.5 n41 BW60, QPSK, Middle Channel

RSE-H&H n41 BW60 CH518598



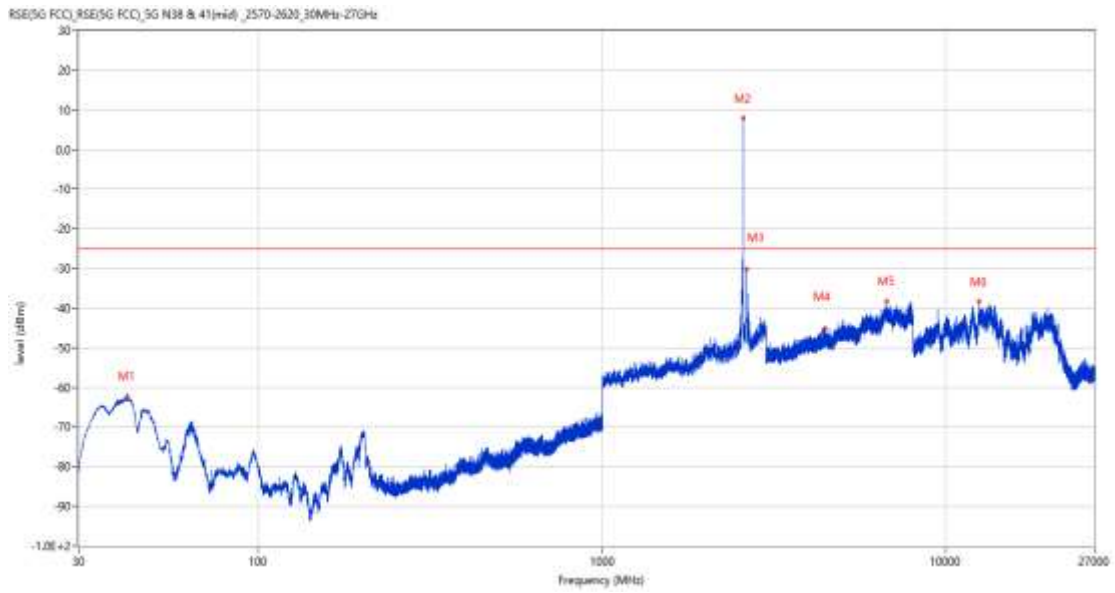
Frequency (MHz)	Result (dBm)	Factor (dB)	PK Limit (dBm)	Over Limit (dB)	Table (o)	ANT	EUT	Verdict
844.460	-67.77	-0.11	-25.0	-42.77	274.00	Horizontal	Horizontal	Pass
2564.600	10.20	8.91	-25.0	35.20	0.00	Horizontal	Horizontal	N/A
2634.800	-26.36	8.22	-25.0	-1.36	334.00	Horizontal	Horizontal	N/A
4053.000	-46.92	9.31	-25.0	-21.92	127.00	Horizontal	Horizontal	Pass
6597.000	-39.14	14.35	-25.0	-14.14	336.00	Horizontal	Horizontal	Pass
13365.826	-38.06	16.69	-25.0	-13.06	0.00	Horizontal	Horizontal	Pass

RSE-H&V n41 BW60 CH518598



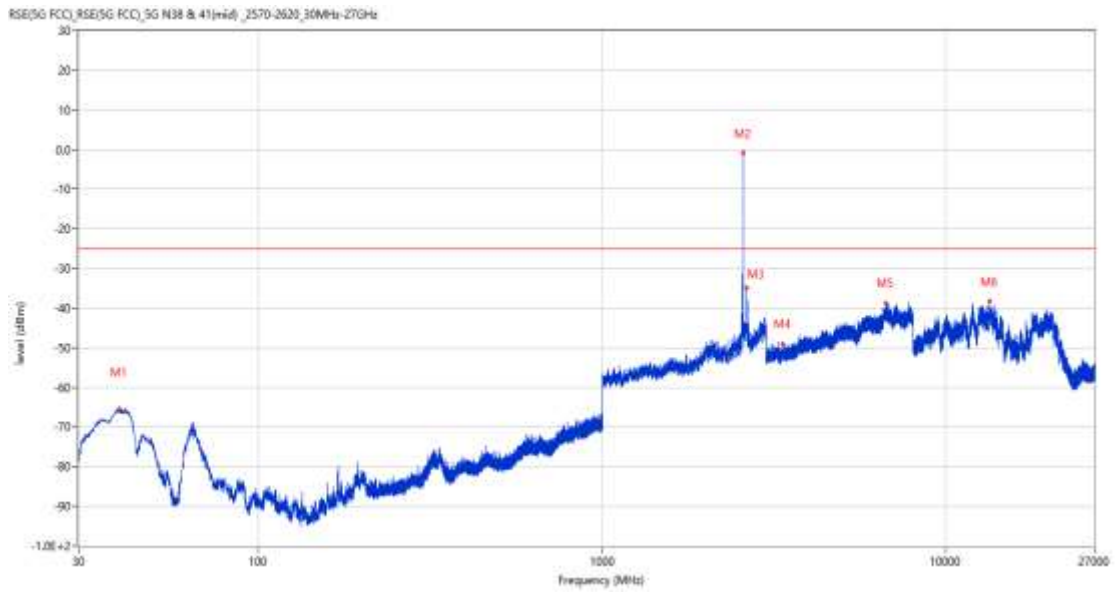
Frequency (MHz)	Result (dBm)	Factor (dB)	PK Limit (dBm)	Over Limit (dB)	Table (o)	ANT	EUT	Verdict
967.214	-66.06	1.81	-25.0	-41.06	76.00	Horizontal	Vertical	Pass
2564.600	14.91	8.91	-25.0	39.91	165.00	Horizontal	Vertical	N/A
2630.700	-24.34	8.22	-25.0	0.66	209.00	Horizontal	Vertical	N/A
3880.500	-46.86	9.00	-25.0	-21.86	323.00	Horizontal	Vertical	Pass
6686.750	-39.09	14.53	-25.0	-14.09	161.00	Horizontal	Vertical	Pass
13398.112	-38.03	16.99	-25.0	-13.03	33.00	Horizontal	Vertical	Pass

RSE-V&V n41 BW60 CH518598



Frequency (MHz)	Result (dBm)	Factor (dB)	PK Limit (dBm)	Over Limit (dB)	Table (o)	ANT	EUT	Verdict
41.446	-62.40	-18.60	-25.0	-37.40	235.00	Vertical	Vertical	Pass
2564.900	8.01	8.92	-25.0	33.01	98.00	Vertical	Vertical	N/A
2628.700	-30.32	8.52	-25.0	-5.32	353.00	Vertical	Vertical	N/A
4437.000	-45.22	9.64	-25.0	-20.22	325.00	Vertical	Vertical	Pass
6722.500	-38.31	15.61	-25.0	-13.31	358.00	Vertical	Vertical	Pass
12487.088	-38.38	14.60	-25.0	-13.38	137.00	Vertical	Vertical	Pass

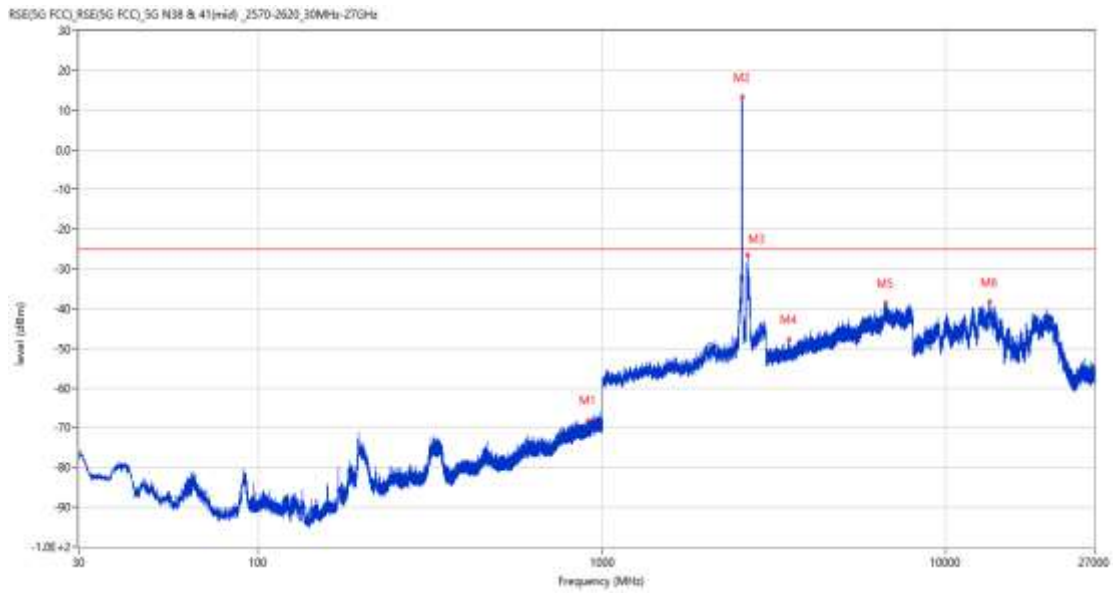
RSE-V&H n41 BW60 CH518598



Frequency (MHz)	Result (dBm)	Factor (dB)	PK Limit (dBm)	Over Limit (dB)	Table (o)	ANT	EUT	Verdict
39.264	-65.45	-20.00	-25.0	-40.45	274.00	Vertical	Horizontal	Pass
2564.700	-0.86	8.91	-25.0	24.14	73.00	Vertical	Horizontal	N/A
2635.600	-34.78	8.24	-25.0	-9.78	290.00	Vertical	Horizontal	N/A
3347.000	-48.99	5.93	-25.0	-23.99	256.00	Vertical	Horizontal	Pass
6662.000	-38.79	14.81	-25.0	-13.79	360.00	Vertical	Horizontal	Pass
13354.013	-38.42	16.58	-25.0	-13.42	42.00	Vertical	Horizontal	Pass

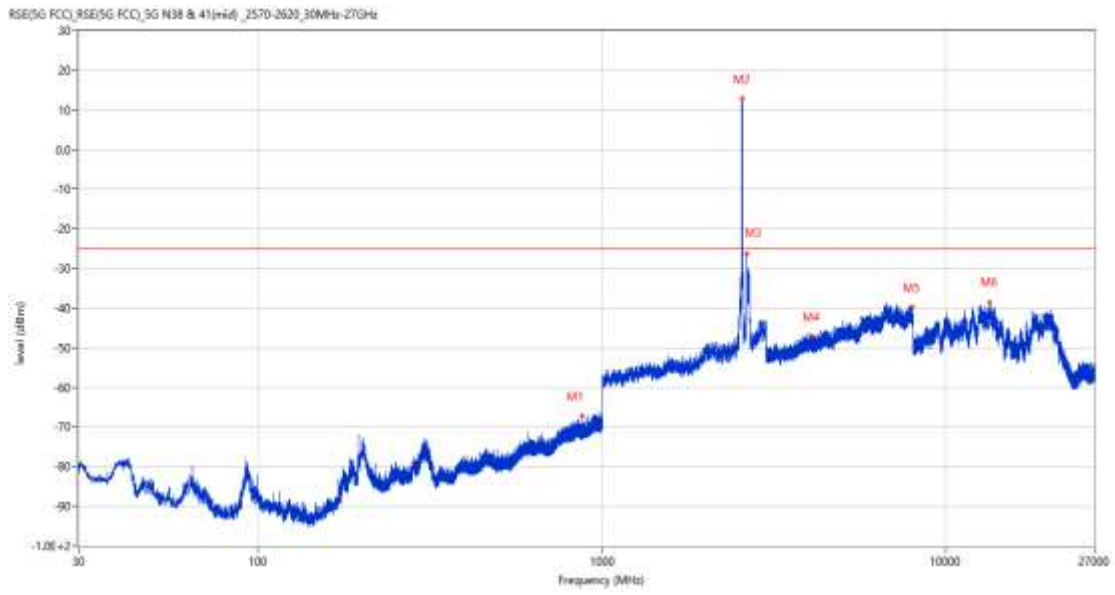
24.6 n41 BW100, QPSK, Middle Channel

RSE-H&H n41 BW100 CH518598



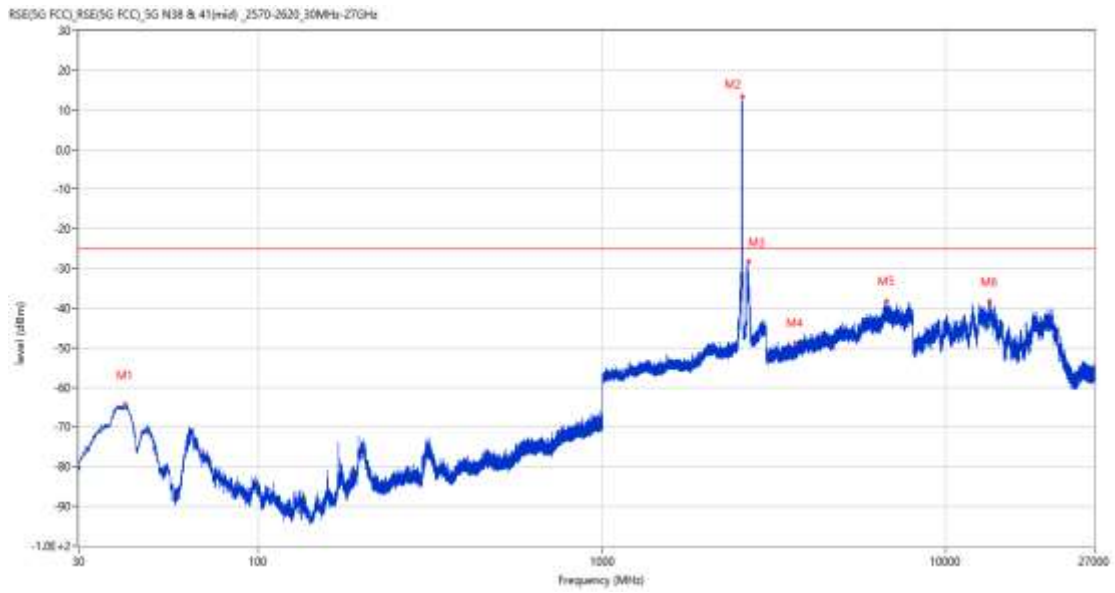
Frequency (MHz)	Result (dBm)	Factor (dB)	PK Limit (dBm)	Over Limit (dB)	Table (o)	ANT	EUT	Verdict
909.111	-68.08	0.45	-25.0	-43.08	232.00	Horizontal	Horizontal	Pass
2553.000	13.36	7.23	-25.0	38.36	141.00	Horizontal	Horizontal	N/A
2642.000	-26.56	8.61	-25.0	-1.56	322.00	Horizontal	Horizontal	N/A
3494.750	-47.83	6.67	-25.0	-22.83	322.00	Horizontal	Horizontal	Pass
6659.750	-38.50	14.86	-25.0	-13.50	214.00	Horizontal	Horizontal	Pass
13400.475	-38.41	17.00	-25.0	-13.41	0.00	Horizontal	Horizontal	Pass

RSE-H&V n41 BW100 CH518598



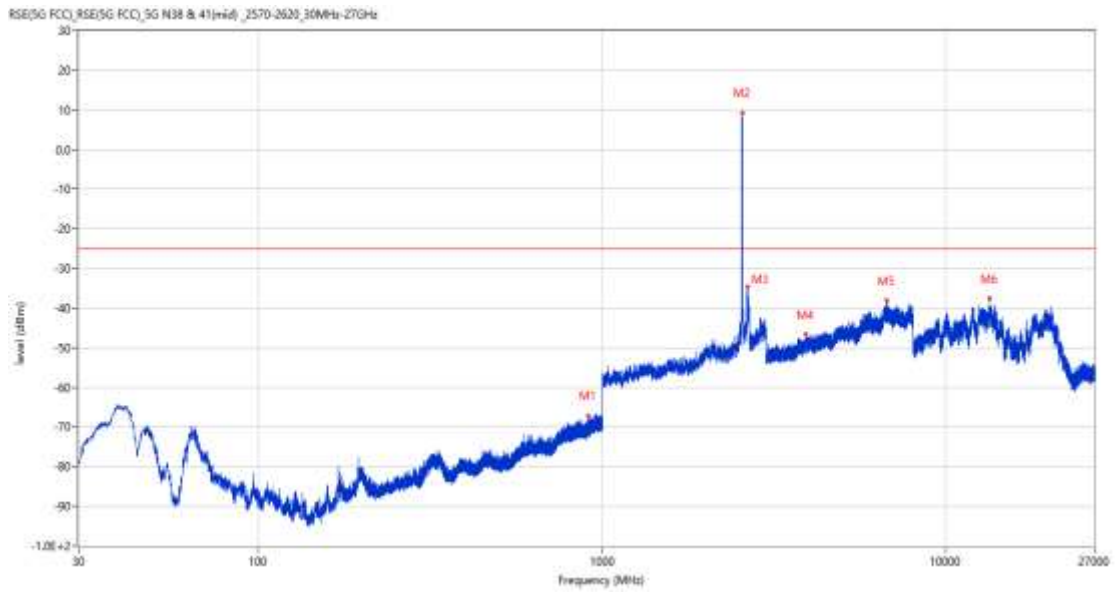
Frequency (MHz)	Result (dBm)	Factor (dB)	PK Limit (dBm)	Over Limit (dB)	Table (o)	ANT	EUT	Verdict
873.754	-67.29	-0.27	-25.0	-42.29	40.00	Horizontal	Vertical	Pass
2552.800	12.75	7.19	-25.0	37.75	216.00	Horizontal	Vertical	N/A
2633.400	-26.20	8.18	-25.0	-1.20	172.00	Horizontal	Vertical	N/A
4061.750	-47.22	9.17	-25.0	-22.22	293.00	Horizontal	Vertical	Pass
7982.000	-39.77	14.29	-25.0	-14.77	117.00	Horizontal	Vertical	Pass
13362.150	-38.64	16.65	-25.0	-13.64	274.00	Horizontal	Vertical	Pass

RSE-V&V n41 BW100 CH518598



Frequency (MHz)	Result (dBm)	Factor (dB)	PK Limit (dBm)	Over Limit (dB)	Table (o)	ANT	EUT	Verdict
41.010	-64.23	-18.69	-25.0	-39.23	299.00	Vertical	Vertical	Pass
2553.000	13.38	7.23	-25.0	38.38	282.00	Vertical	Vertical	N/A
2660.200	-28.39	8.05	-25.0	-3.39	11.00	Vertical	Vertical	N/A
3646.750	-48.78	6.68	-25.0	-23.78	18.00	Vertical	Vertical	Pass
6701.750	-38.42	15.47	-25.0	-13.42	313.00	Vertical	Vertical	Pass
13390.763	-38.33	16.92	-25.0	-13.33	132.00	Vertical	Vertical	Pass

RSE-V&H n41 BW100 CH518598

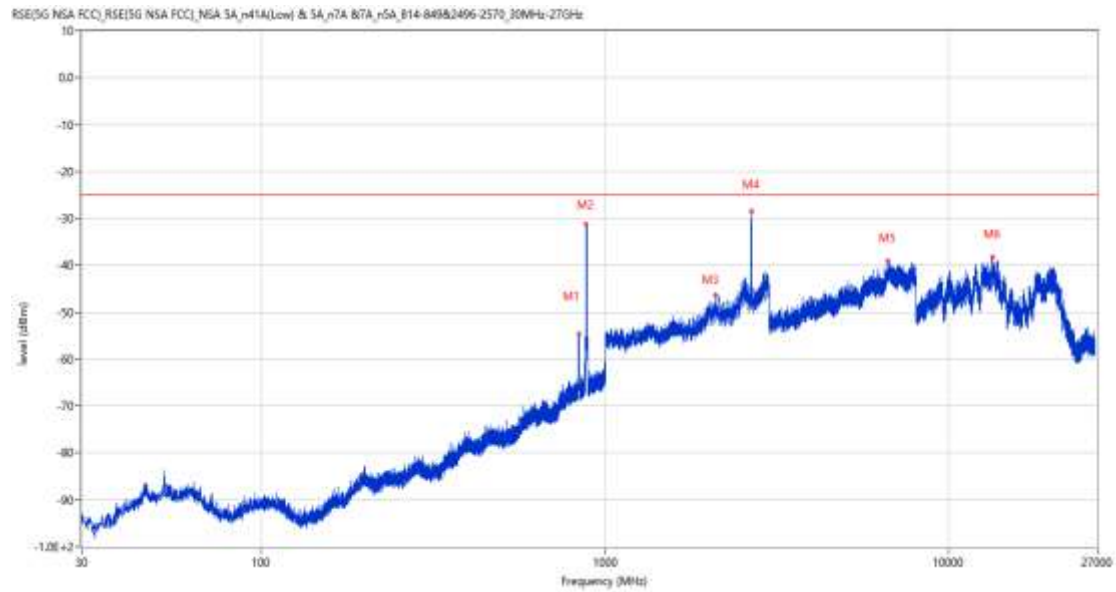


Frequency (MHz)	Result (dBm)	Factor (dB)	PK Limit (dBm)	Over Limit (dB)	Table (o)	ANT	EUT	Verdict
909.499	-67.11	0.49	-25.0	-42.11	171.00	Vertical	Horizontal	Pass
2553.300	9.28	7.29	-25.0	34.28	171.00	Vertical	Horizontal	N/A
2642.700	-34.65	8.91	-25.0	-9.65	309.00	Vertical	Horizontal	N/A
3899.000	-46.73	9.24	-25.0	-21.73	73.00	Vertical	Horizontal	Pass
6724.500	-38.17	15.59	-25.0	-13.17	85.00	Vertical	Horizontal	Pass
13394.700	-37.62	16.96	-25.0	-12.62	18.00	Vertical	Horizontal	Pass

25 DC_5A_n7A

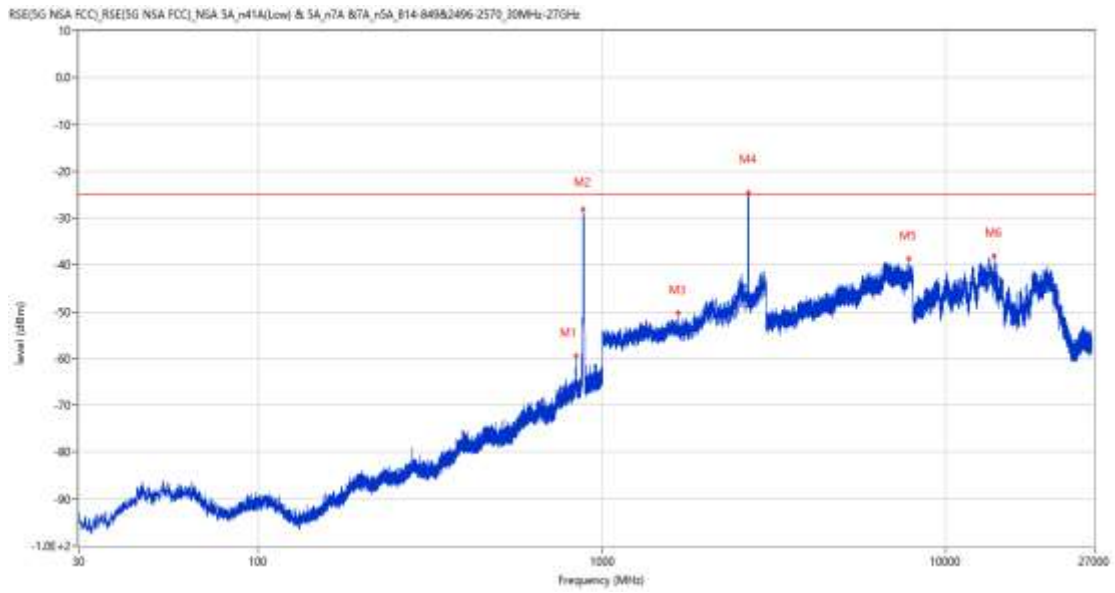
25.1 DC_5A_n7A BW10(LTE)+BW5(NR), PI/2 BPSK, Middle Chanel

RSE-H&H DC_5A_n7A BW10(LTE)+BW5(NR)



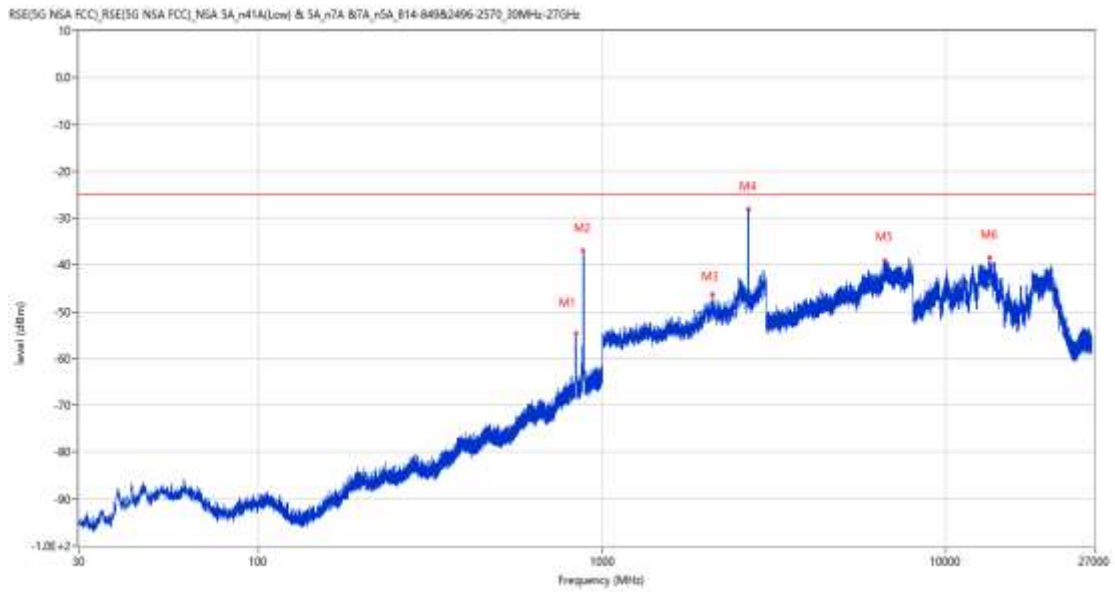
Frequency (MHz)	Result (dBm)	Factor (dB)	PK Limit (dBm)	Over Limit (dB)	Table (o)	ANT	EUT	Verdict
839.950	-54.69	5.07	-25.0	-29.69	308.00	Horizontal	Horizontal	N/A
880.981	-31.18	4.87	-25.0	-6.18	135.00	Horizontal	Horizontal	N/A
2090.300	-46.36	5.75	-25.0	-21.36	272.00	Horizontal	Horizontal	Pass
2655.200	-28.56	9.62	-25.0	-3.56	21.00	Horizontal	Horizontal	N/A
6654.000	-39.13	15.00	-25.0	-14.13	323.00	Horizontal	Horizontal	Pass
13369.238	-38.29	16.72	-25.0	-13.29	285.00	Horizontal	Horizontal	Pass

RSE-H&V DC_5A_n7A BW10(LTE)+BW5(NR)



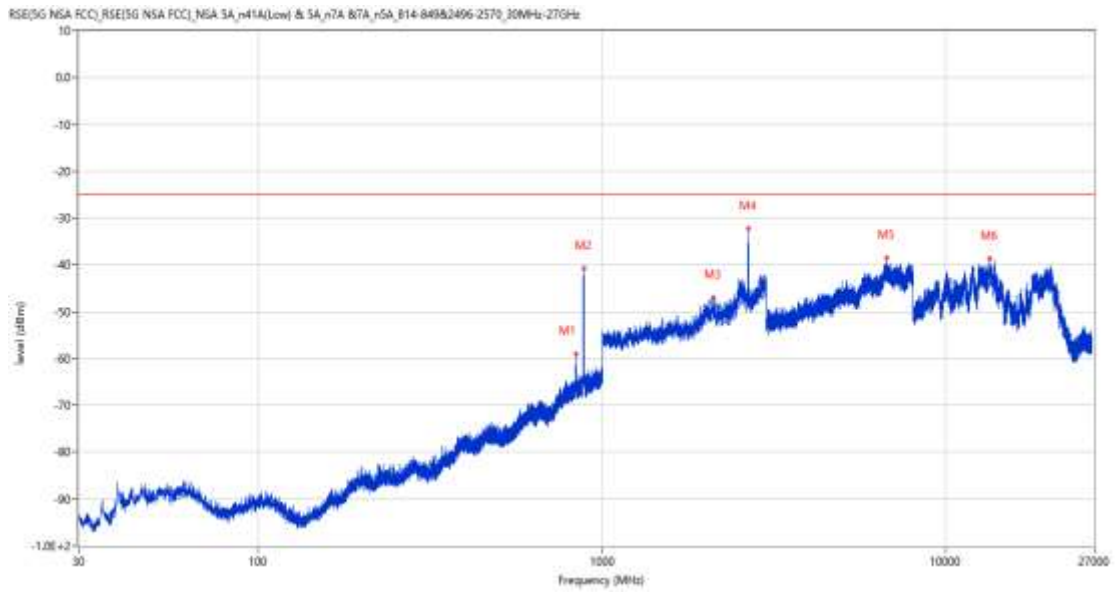
Frequency (MHz)	Result (dBm)	Factor (dB)	PK Limit (dBm)	Over Limit (dB)	Table (o)	ANT	EUT	Verdict
837.234	-59.46	4.96	-25.0	-34.46	213.00	Horizontal	Vertical	N/A
878.750	-28.20	4.82	-25.0	-3.20	182.00	Horizontal	Vertical	N/A
1665.100	-50.31	1.35	-25.0	-25.31	360.00	Horizontal	Vertical	Pass
2656.800	-24.58	9.48	-25.0	0.42	193.00	Horizontal	Vertical	N/A
7791.000	-38.64	15.79	-25.0	-13.64	152.00	Horizontal	Vertical	Pass
13818.375	-38.12	16.58	-25.0	-13.12	360.00	Horizontal	Vertical	Pass

RSE-V&V DC_5A_n7A BW10(LTE)+BW5(NR)



Frequency (MHz)	Result (dBm)	Factor (dB)	PK Limit (dBm)	Over Limit (dB)	Table (o)	ANT	EUT	Verdict
837.622	-54.58	4.97	-25.0	-29.58	222.00	Vertical	Vertical	N/A
878.071	-37.00	4.76	-25.0	-12.00	254.00	Vertical	Vertical	N/A
2090.600	-46.38	5.76	-25.0	-21.38	74.00	Vertical	Vertical	Pass
2655.000	-28.06	9.66	-25.0	-3.06	206.00	Vertical	Vertical	N/A
6657.250	-39.15	14.93	-25.0	-14.15	0.00	Vertical	Vertical	Pass
13381.313	-38.48	16.83	-25.0	-13.48	63.00	Vertical	Vertical	Pass

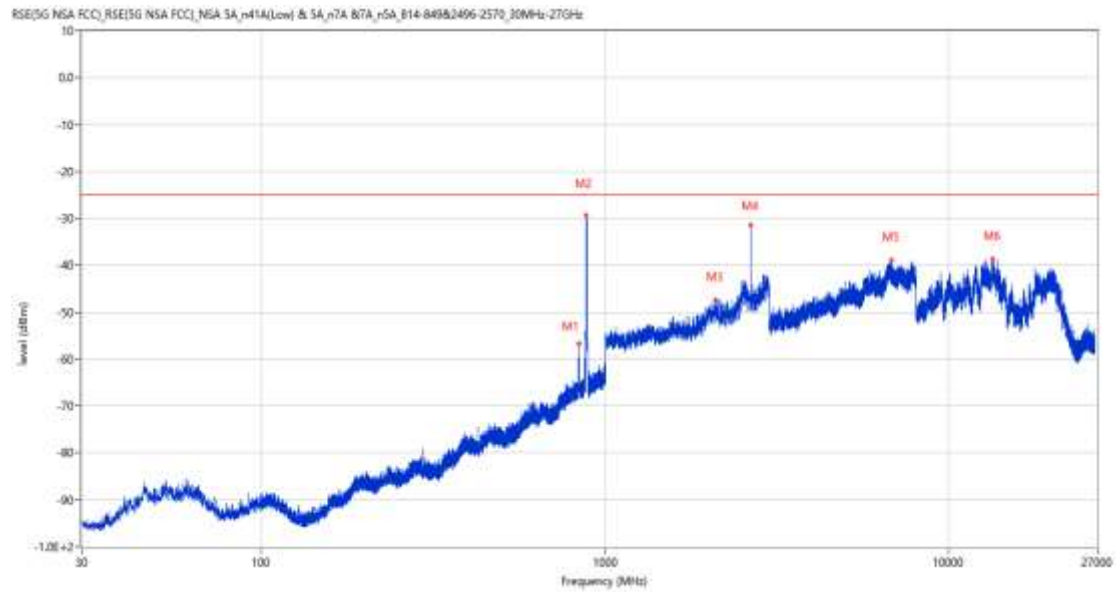
RSE-V&H DC_5A_n7A BW10(LTE)+BW5(NR)



Frequency (MHz)	Result (dBm)	Factor (dB)	PK Limit (dBm)	Over Limit (dB)	Table (o)	ANT	EUT	Verdict
836.846	-59.03	4.94	-25.0	-34.03	12.00	Vertical	Horizontal	N/A
884.667	-40.71	4.90	-25.0	-15.71	312.00	Vertical	Horizontal	N/A
2097.700	-47.01	5.77	-25.0	-22.01	249.00	Vertical	Horizontal	Pass
2656.800	-32.36	9.48	-25.0	-7.36	259.00	Vertical	Horizontal	N/A
6721.750	-38.48	15.64	-25.0	-13.48	218.00	Vertical	Horizontal	Pass
13420.951	-38.62	16.55	-25.0	-13.62	206.00	Vertical	Horizontal	Pass

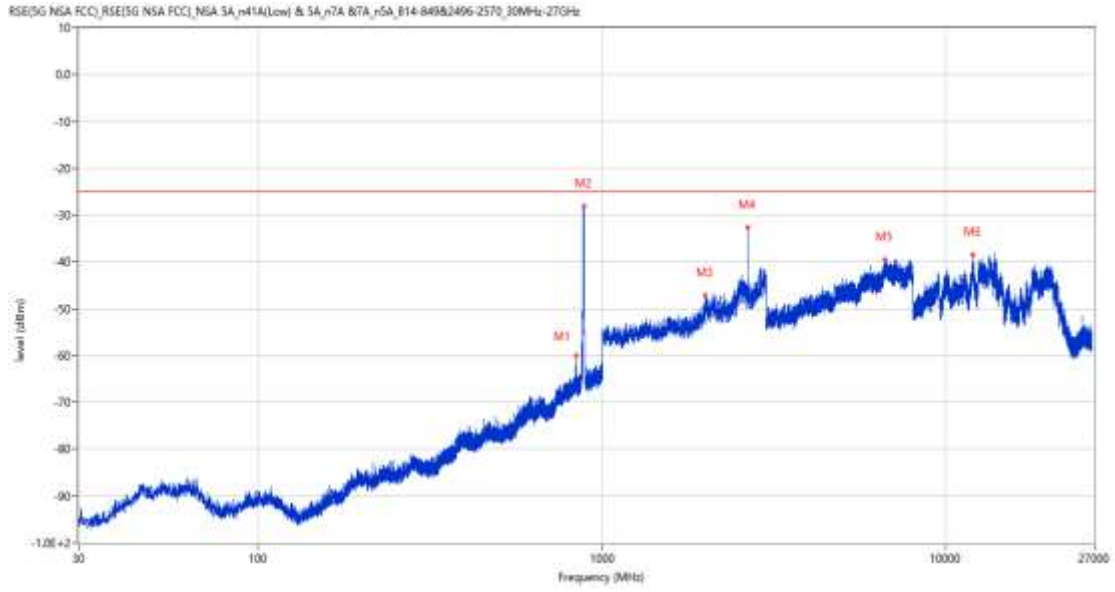
25.2 DC_5A_n7A BW10(LTE)+BW25(NR), PI/2 BPSK, Middle Chanel

RSE-H&H DC_5A_n7A BW10(LTE)+BW25(NR)



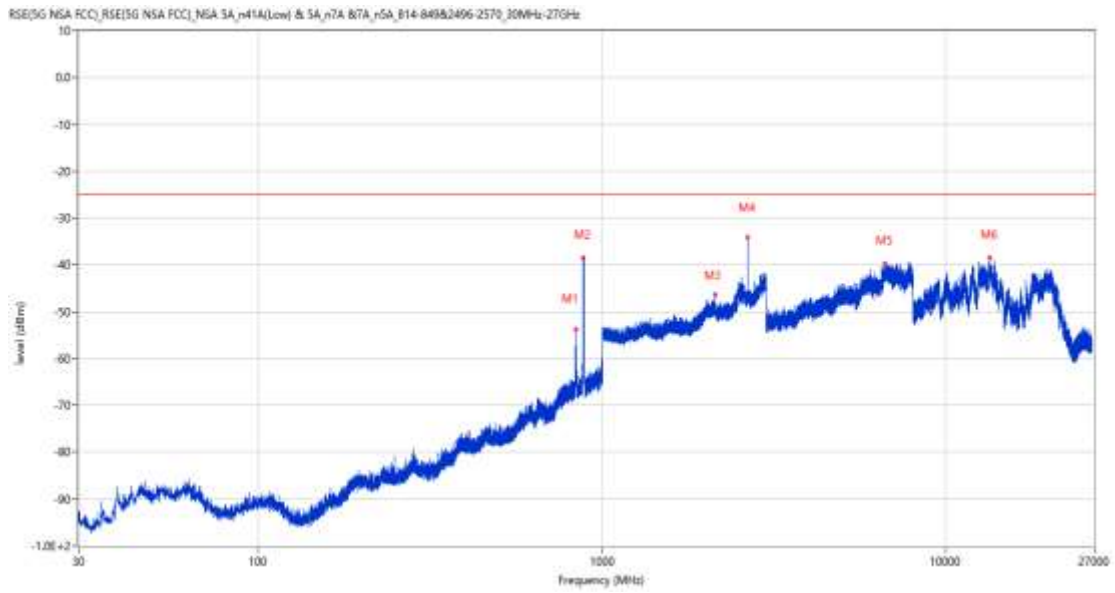
Frequency (MHz)	Result (dBm)	Factor (dB)	PK Limit (dBm)	Over Limit (dB)	Table (o)	ANT	EUT	Verdict
837.961	-56.81	4.99	-25.0	-31.81	251.00	Horizontal	Horizontal	N/A
878.944	-29.26	4.83	-25.0	-4.26	25.00	Horizontal	Horizontal	N/A
2091.700	-47.31	5.72	-25.0	-22.31	340.00	Horizontal	Horizontal	Pass
2645.400	-31.51	9.95	-25.0	-6.51	203.00	Horizontal	Horizontal	N/A
6796.500	-38.85	14.50	-25.0	-13.85	110.00	Horizontal	Horizontal	Pass
13376.588	-38.65	16.79	-25.0	-13.65	315.00	Horizontal	Horizontal	Pass

RSE-H&V DC_5A_n7A BW10(LTE)+BW25(NR)



Frequency (MHz)	Result (dBm)	Factor (dB)	PK Limit (dBm)	Over Limit (dB)	Table (o)	ANT	EUT	Verdict
836.361	-60.08	4.92	-25.0	-35.08	202.00	Horizontal	Vertical	N/A
882.533	-28.15	4.99	-25.0	-3.15	178.00	Horizontal	Vertical	N/A
1996.500	-47.21	4.62	-25.0	-22.21	14.00	Horizontal	Vertical	Pass
2645.300	-32.61	9.96	-25.0	-7.61	201.00	Horizontal	Vertical	N/A
6648.500	-39.57	15.17	-25.0	-14.57	190.00	Horizontal	Vertical	Pass
12000.687	-38.55	13.80	-25.0	-13.55	172.00	Horizontal	Vertical	Pass

RSE-V&V DC_5A_n7A BW10(LTE)+BW25(NR)



Frequency (MHz)	Result (dBm)	Factor (dB)	PK Limit (dBm)	Over Limit (dB)	Table (o)	ANT	EUT	Verdict
837.622	-53.89	4.97	-25.0	-28.89	269.00	Vertical	Vertical	N/A
879.138	-38.47	4.83	-25.0	-13.47	255.00	Vertical	Vertical	N/A
2131.300	-46.40	5.43	-25.0	-21.40	280.00	Vertical	Vertical	Pass
2646.800	-34.22	9.88	-25.0	-9.22	203.00	Vertical	Vertical	N/A
6644.500	-39.78	15.11	-25.0	-14.78	158.00	Vertical	Vertical	Pass
13376.588	-38.56	16.79	-25.0	-13.56	116.00	Vertical	Vertical	Pass

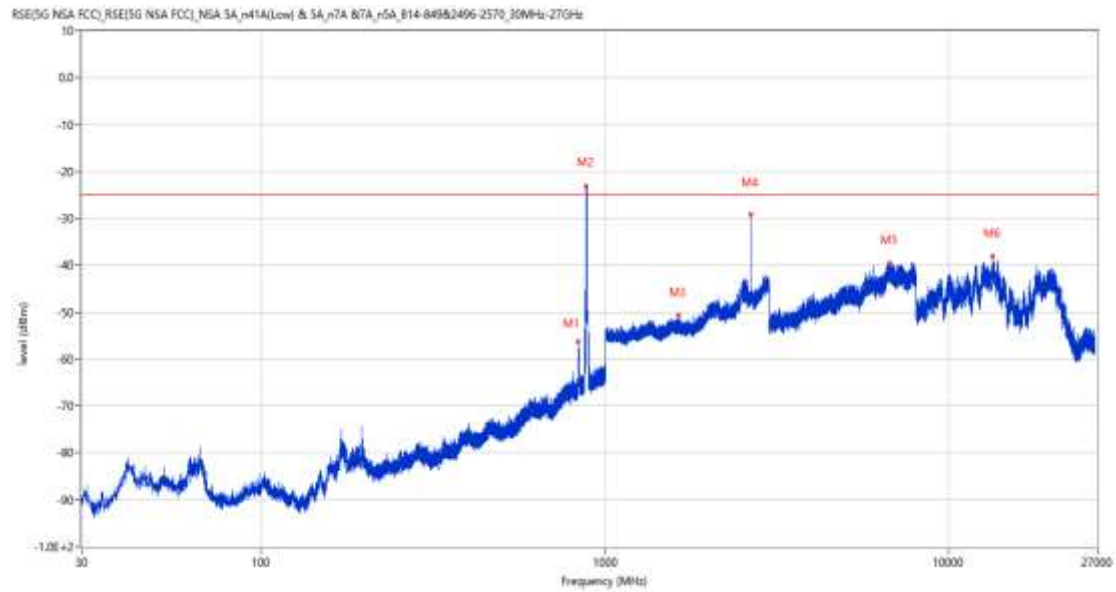
RSE-V&H DC_5A_n7A BW10(LTE)+BW25(NR)



Frequency (MHz)	Result (dBm)	Factor (dB)	PK Limit (dBm)	Over Limit (dB)	Table (o)	ANT	EUT	Verdict
839.756	-60.88	5.06	-25.0	-35.88	17.00	Vertical	Horizontal	N/A
880.254	-38.76	4.83	-25.0	-13.76	23.00	Vertical	Horizontal	N/A
2092.700	-47.00	5.71	-25.0	-22.00	360.00	Vertical	Horizontal	Pass
2559.500	-42.39	10.30	-25.0	-17.39	214.00	Vertical	Horizontal	Pass
6643.500	-39.07	15.14	-25.0	-14.07	243.00	Vertical	Horizontal	Pass
13803.150	-38.67	16.94	-25.0	-13.67	304.00	Vertical	Horizontal	Pass

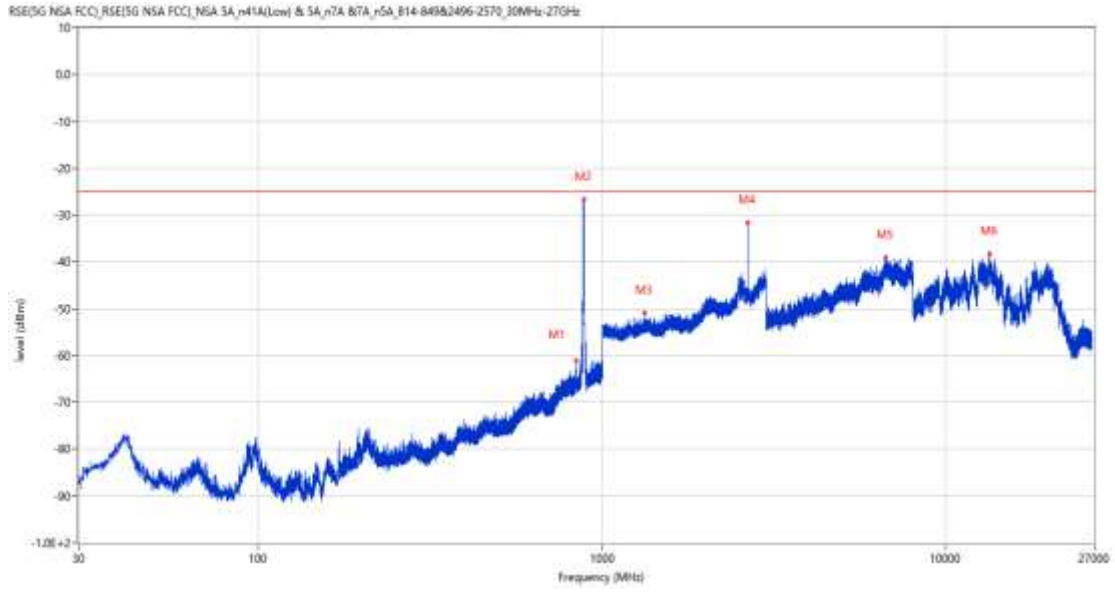
25.3 DC_5A_n7A BW10(LTE)+BW30(NR), PI/2 BPSK, Middle Chanel

RSE-H&H DC_5A_n7A BW10(LTE)+BW30(NR)



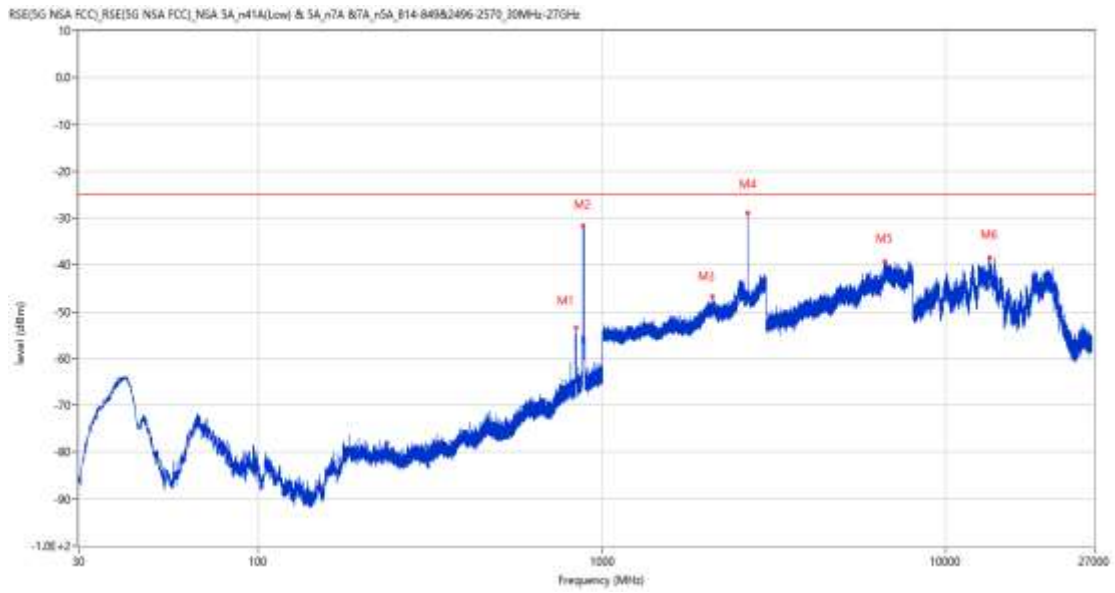
Frequency (MHz)	Result (dBm)	Factor (dB)	PK Limit (dBm)	Over Limit (dB)	Table (o)	ANT	EUT	Verdict
835.924	-56.25	4.90	-25.0	-31.25	102.00	Horizontal	Horizontal	N/A
881.369	-23.22	4.85	-25.0	1.78	34.00	Horizontal	Horizontal	N/A
1633.200	-50.78	1.53	-25.0	-25.78	258.00	Horizontal	Horizontal	Pass
2642.100	-29.22	10.02	-25.0	-4.22	207.00	Horizontal	Horizontal	N/A
6707.250	-39.44	15.64	-25.0	-14.44	171.00	Horizontal	Horizontal	Pass
13390.763	-38.14	16.92	-25.0	-13.14	327.00	Horizontal	Horizontal	Pass

RSE-H&V DC_5A_n7A BW10(LTE)+BW30(NR)



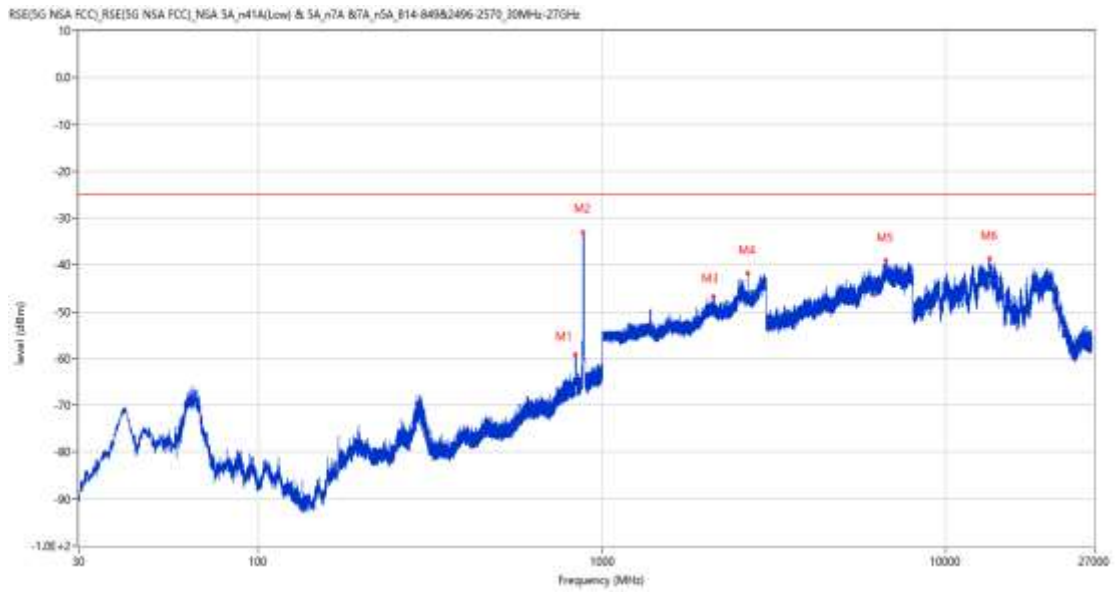
Frequency (MHz)	Result (dBm)	Factor (dB)	PK Limit (dBm)	Over Limit (dB)	Table (o)	ANT	EUT	Verdict
836.604	-61.01	4.93	-25.0	-36.01	243.00	Horizontal	Vertical	N/A
881.757	-26.74	4.88	-25.0	-1.74	20.00	Horizontal	Vertical	N/A
1329.500	-50.83	1.17	-25.0	-25.83	360.00	Horizontal	Vertical	Pass
2642.700	-31.62	10.06	-25.0	-6.62	214.00	Horizontal	Vertical	N/A
6682.750	-39.18	14.66	-25.0	-14.18	168.00	Horizontal	Vertical	Pass
13398.638	-38.34	17.00	-25.0	-13.34	271.00	Horizontal	Vertical	Pass

RSE-V&V DC_5A_n7A BW10(LTE)+BW30(NR)



Frequency (MHz)	Result (dBm)	Factor (dB)	PK Limit (dBm)	Over Limit (dB)	Table (o)	ANT	EUT	Verdict
837.282	-53.41	4.96	-25.0	-28.41	355.00	Vertical	Vertical	N/A
878.847	-31.74	4.83	-25.0	-6.74	148.00	Vertical	Vertical	N/A
2088.600	-46.85	5.64	-25.0	-21.85	3.00	Vertical	Vertical	Pass
2642.700	-28.86	10.06	-25.0	-3.86	220.00	Vertical	Vertical	N/A
6652.250	-39.23	15.07	-25.0	-14.23	282.00	Vertical	Vertical	Pass
13381.838	-38.41	16.84	-25.0	-13.41	290.00	Vertical	Vertical	Pass

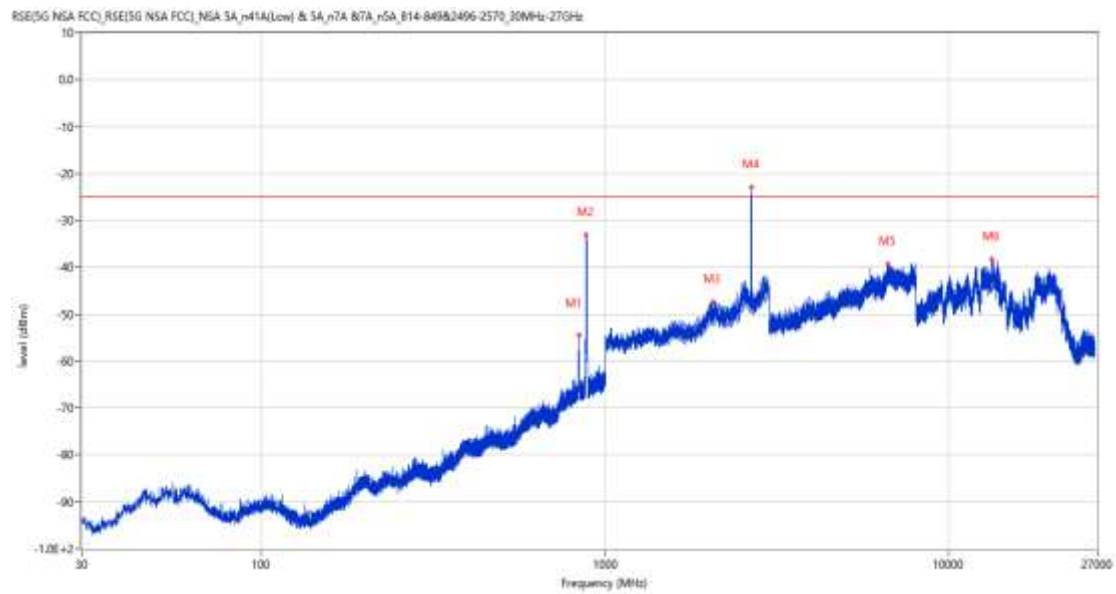
RSE-V&H DC_5A_n7A BW10(LTE)+BW30(NR)



Frequency (MHz)	Result (dBm)	Factor (dB)	PK Limit (dBm)	Over Limit (dB)	Table (o)	ANT	EUT	Verdict
835.633	-59.28	4.89	-25.0	-34.28	8.00	Vertical	Horizontal	N/A
877.150	-33.12	4.67	-25.0	-8.12	258.00	Vertical	Horizontal	N/A
2104.800	-46.77	5.83	-25.0	-21.77	117.00	Vertical	Horizontal	Pass
2642.700	-41.85	10.06	-25.0	-16.85	340.00	Vertical	Horizontal	Pass
6669.750	-39.11	14.62	-25.0	-14.11	6.00	Vertical	Horizontal	Pass
13378.950	-38.71	16.81	-25.0	-13.71	214.00	Vertical	Horizontal	Pass

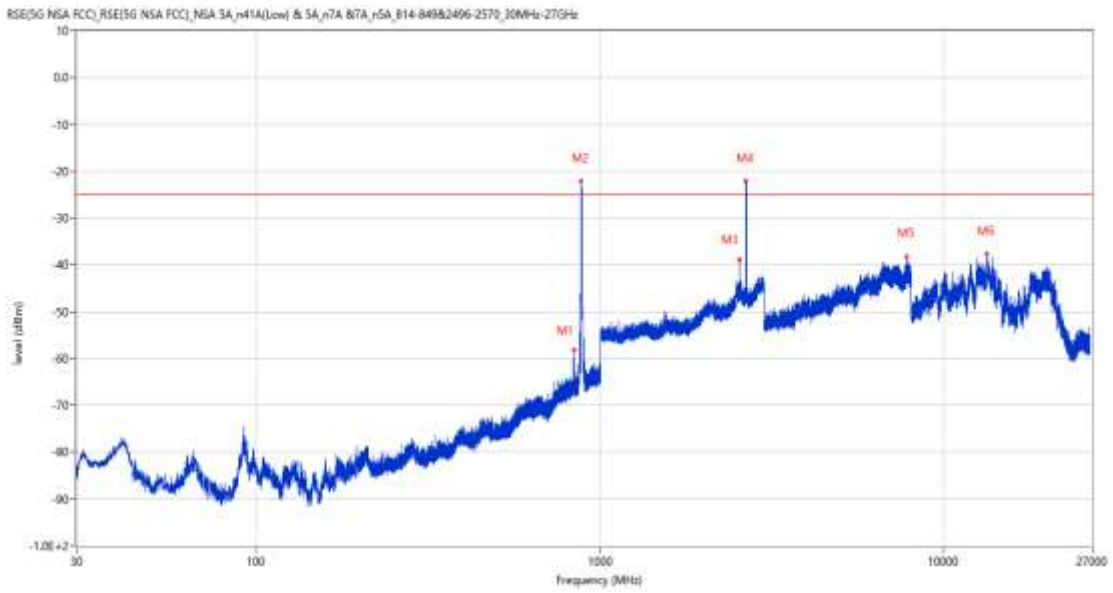
25.4 DC_5A_n7A BW10(LTE)+BW5(NR), QPSK, Middle Chanel

RSE-H&H DC_5A_n7A BW10(LTE)+BW5(NR)



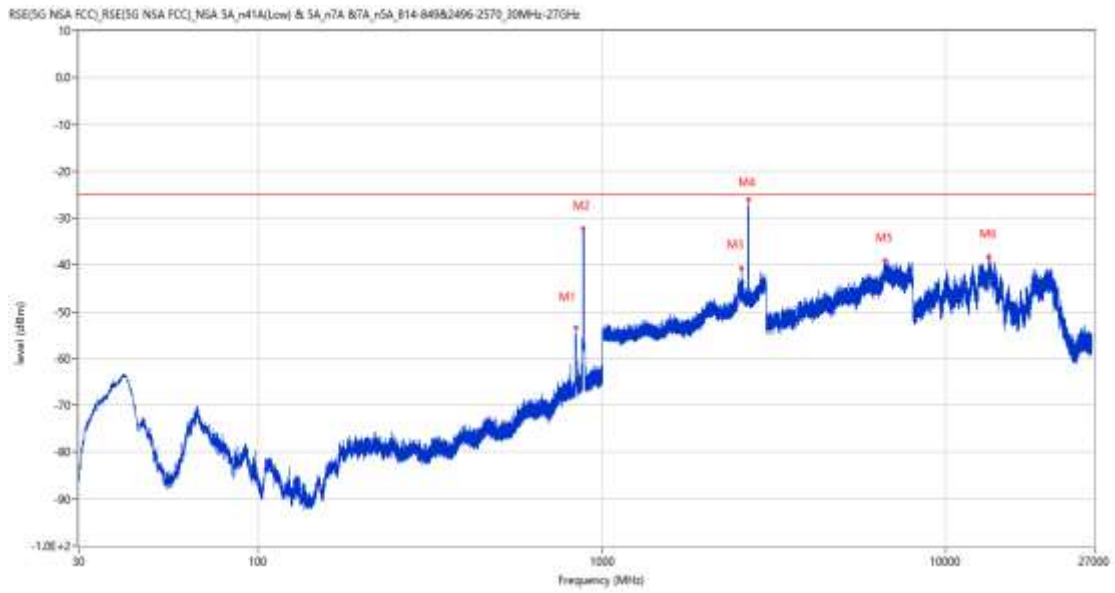
Frequency (MHz)	Result (dBm)	Factor (dB)	PK Limit (dBm)	Over Limit (dB)	Table (o)	ANT	EUT	Verdict
837.234	-54.38	4.96	-25.0	-29.38	316.00	Horizontal	Horizontal	N/A
878.653	-33.17	4.81	-25.0	-8.17	159.00	Horizontal	Horizontal	N/A
2049.100	-47.29	5.04	-25.0	-22.29	263.00	Horizontal	Horizontal	Pass
2655.400	-22.97	9.58	-25.0	2.03	136.00	Horizontal	Horizontal	N/A
6639.500	-39.20	15.08	-25.0	-14.20	198.00	Horizontal	Horizontal	Pass
13328.812	-38.37	15.71	-25.0	-13.37	328.00	Horizontal	Horizontal	Pass

RSE-H&V DC_5A_n7A BW10(LTE)+BW5(NR)



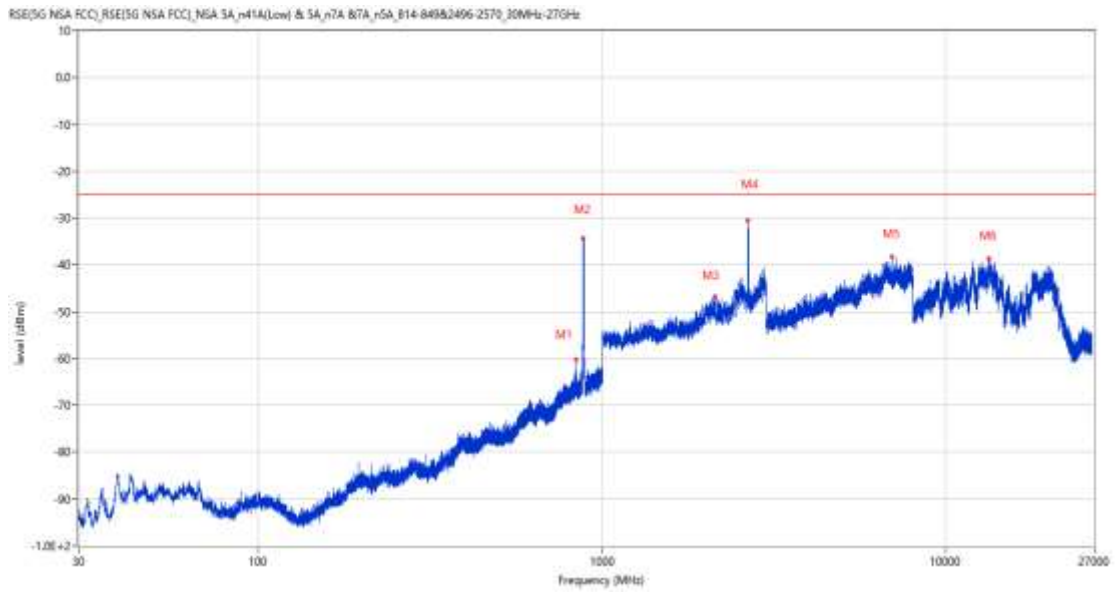
Frequency (MHz)	Result (dBm)	Factor (dB)	PK Limit (dBm)	Over Limit (dB)	Table (o)	ANT	EUT	Verdict
837.670	-58.23	4.97	-25.0	-33.23	216.00	Horizontal	Vertical	N/A
879.332	-22.04	4.81	-25.0	2.96	191.00	Horizontal	Vertical	N/A
2536.600	-38.91	10.24	-25.0	-13.91	117.00	Horizontal	Vertical	N/A
2654.600	-22.14	9.75	-25.0	2.86	155.00	Horizontal	Vertical	N/A
7802.500	-38.31	15.88	-25.0	-13.31	150.00	Horizontal	Vertical	Pass
13334.062	-37.60	15.91	-25.0	-12.60	360.00	Horizontal	Vertical	Pass

RSE-V&V DC_5A_n7A BW10(LTE)+BW5(NR)



Frequency (MHz)	Result (dBm)	Factor (dB)	PK Limit (dBm)	Over Limit (dB)	Table (o)	ANT	EUT	Verdict
836.409	-53.40	4.92	-25.0	-28.40	346.00	Vertical	Vertical	N/A
877.586	-32.31	4.71	-25.0	-7.31	257.00	Vertical	Vertical	N/A
2536.300	-40.80	10.24	-25.0	-15.80	212.00	Vertical	Vertical	N/A
2656.900	-26.14	9.48	-25.0	-1.14	231.00	Vertical	Vertical	N/A
6657.250	-39.14	14.93	-25.0	-14.14	2.00	Vertical	Vertical	Pass
13348.237	-38.34	16.47	-25.0	-13.34	210.00	Vertical	Vertical	Pass

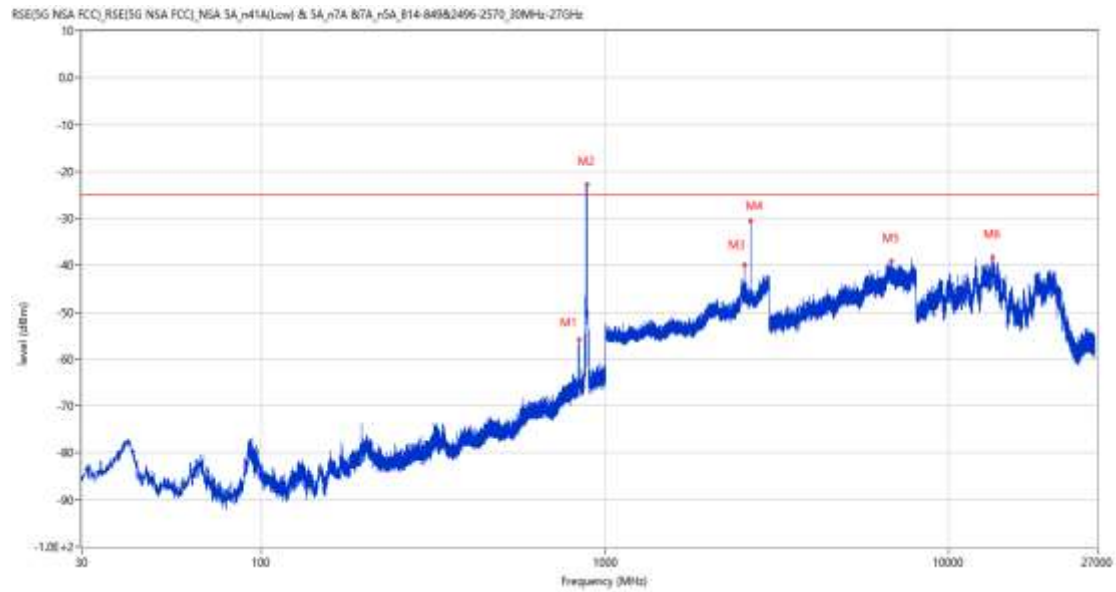
RSE-V&H DC_5A_n7A BW10(LTE)+BW5(NR)



Frequency (MHz)	Result (dBm)	Factor (dB)	PK Limit (dBm)	Over Limit (dB)	Table (o)	ANT	EUT	Verdict
837.476	-60.32	4.97	-25.0	-35.32	360.00	Vertical	Horizontal	N/A
877.586	-34.42	4.71	-25.0	-9.42	242.00	Vertical	Horizontal	N/A
2128.100	-46.78	5.66	-25.0	-21.78	101.00	Vertical	Horizontal	Pass
2654.200	-30.64	9.75	-25.0	-5.64	264.00	Vertical	Horizontal	N/A
6947.750	-38.37	13.94	-25.0	-13.37	104.00	Vertical	Horizontal	Pass
13340.100	-38.69	16.15	-25.0	-13.69	2.00	Vertical	Horizontal	Pass

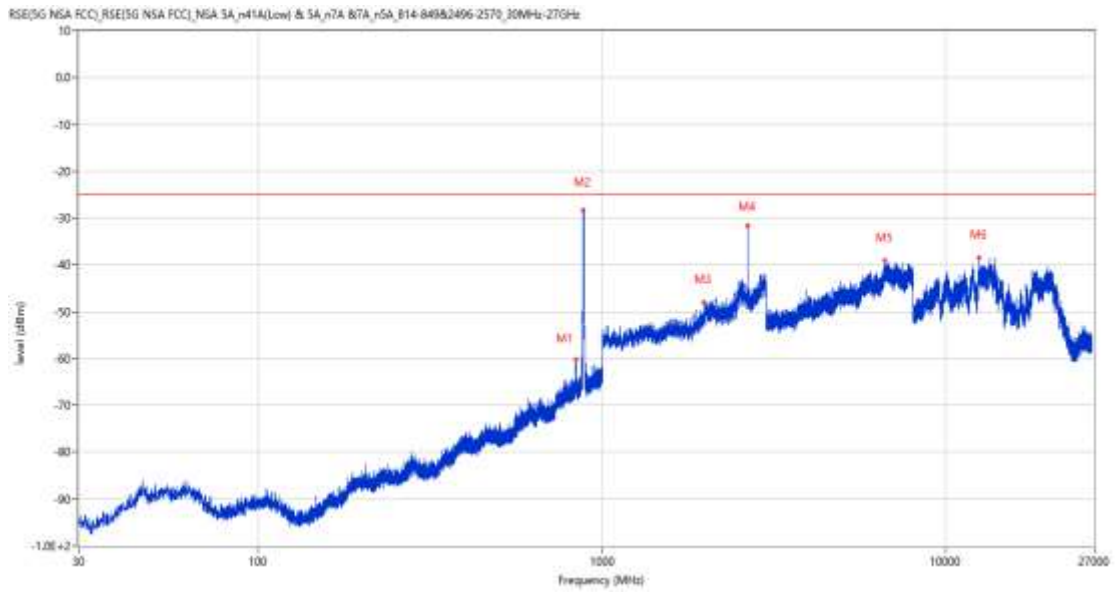
25.5 DC_5A_n7A BW10(LTE)+BW25(NR), QPSK, Middle Chanel

RSE-H&H DC_5A_n7A BW10(LTE)+BW25(NR)



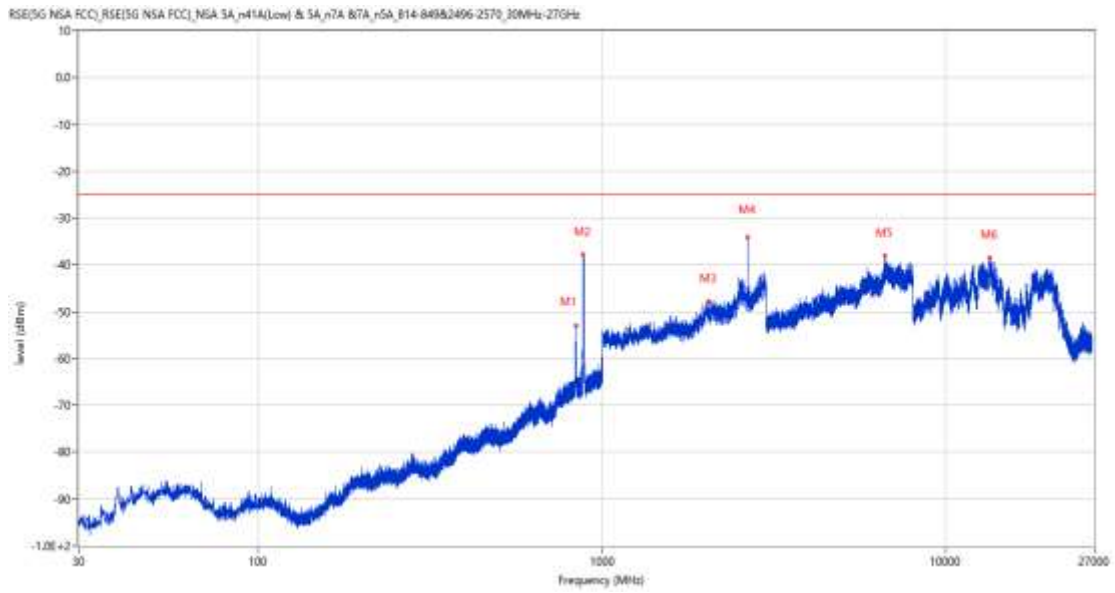
Frequency (MHz)	Result (dBm)	Factor (dB)	PK Limit (dBm)	Over Limit (dB)	Table (o)	ANT	EUT	Verdict
836.409	-55.89	4.92	-25.0	-30.89	273.00	Horizontal	Horizontal	N/A
883.164	-22.72	4.99	-25.0	2.28	32.00	Horizontal	Horizontal	N/A
2537.800	-39.96	10.23	-25.0	-14.96	222.00	Horizontal	Horizontal	N/A
2645.500	-30.68	9.95	-25.0	-5.68	192.00	Horizontal	Horizontal	N/A
6779.250	-39.16	14.29	-25.0	-14.16	193.00	Horizontal	Horizontal	Pass
13385.513	-38.17	16.87	-25.0	-13.17	161.00	Horizontal	Horizontal	Pass

RSE-H&V DC_5A_n7A BW10(LTE)+BW25(NR)



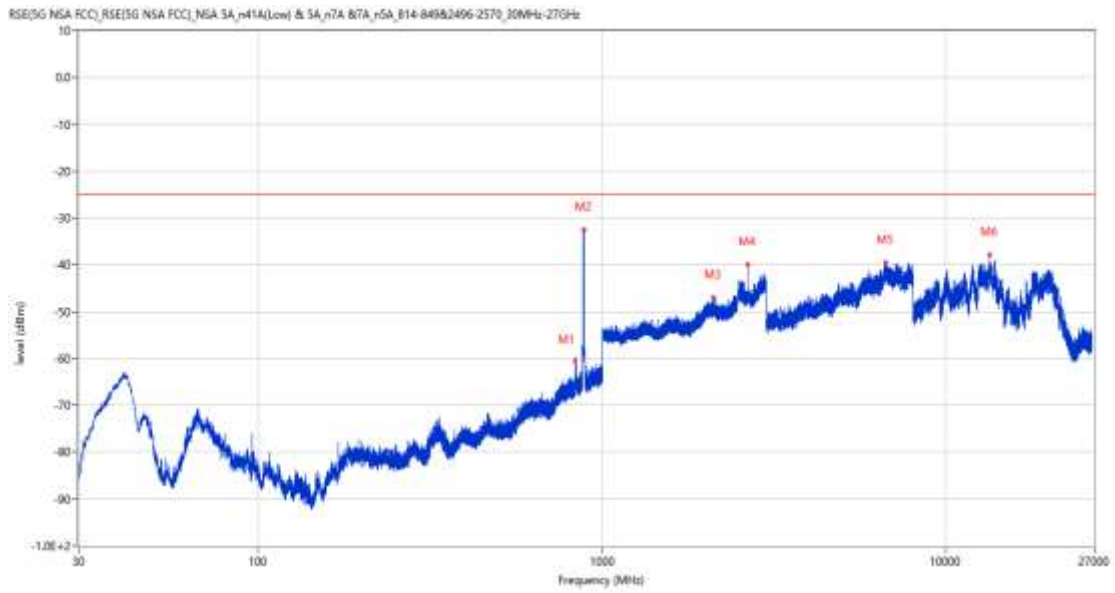
Frequency (MHz)	Result (dBm)	Factor (dB)	PK Limit (dBm)	Over Limit (dB)	Table (o)	ANT	EUT	Verdict
837.185	-60.25	4.96	-25.0	-35.25	217.00	Horizontal	Vertical	N/A
880.447	-28.38	4.86	-25.0	-3.38	193.00	Horizontal	Vertical	N/A
1969.200	-48.10	4.00	-25.0	-23.10	136.00	Horizontal	Vertical	Pass
2647.000	-31.66	9.87	-25.0	-6.66	204.00	Horizontal	Vertical	N/A
6643.750	-39.03	15.13	-25.0	-14.03	293.00	Horizontal	Vertical	Pass
12502.525	-38.50	14.68	-25.0	-13.50	43.00	Horizontal	Vertical	Pass

RSE-V&V DC_5A_n7A BW10(LTE)+BW25(NR)



Frequency (MHz)	Result (dBm)	Factor (dB)	PK Limit (dBm)	Over Limit (dB)	Table (o)	ANT	EUT	Verdict
837.622	-52.88	4.97	-25.0	-27.88	228.00	Vertical	Vertical	N/A
878.459	-37.82	4.80	-25.0	-12.82	259.00	Vertical	Vertical	N/A
2043.200	-47.76	5.00	-25.0	-22.76	223.00	Vertical	Vertical	Pass
2646.500	-34.21	9.89	-25.0	-9.21	212.00	Vertical	Vertical	N/A
6650.750	-38.06	15.09	-25.0	-13.06	360.00	Vertical	Vertical	Pass
13386.037	-38.51	16.88	-25.0	-13.51	286.00	Vertical	Vertical	Pass

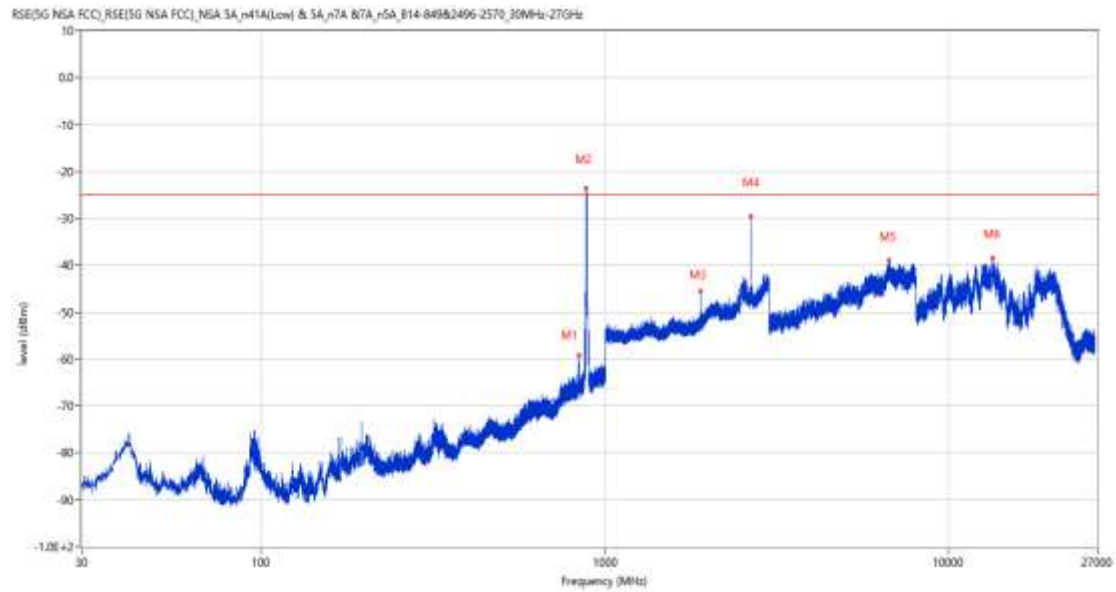
RSE-V&H DC_5A_n7A BW10(LTE)+BW25(NR)



Frequency (MHz)	Result (dBm)	Factor (dB)	PK Limit (dBm)	Over Limit (dB)	Table (o)	ANT	EUT	Verdict
835.052	-60.49	4.87	-25.0	-35.49	217.00	Vertical	Horizontal	N/A
882.193	-32.54	4.95	-25.0	-7.54	255.00	Vertical	Horizontal	N/A
2100.200	-47.00	5.96	-25.0	-22.00	360.00	Vertical	Horizontal	Pass
2644.600	-39.98	10.05	-25.0	-14.98	222.00	Vertical	Horizontal	N/A
6684.750	-39.59	14.60	-25.0	-14.59	204.00	Vertical	Horizontal	Pass
13404.937	-37.89	16.90	-25.0	-12.89	360.00	Vertical	Horizontal	Pass

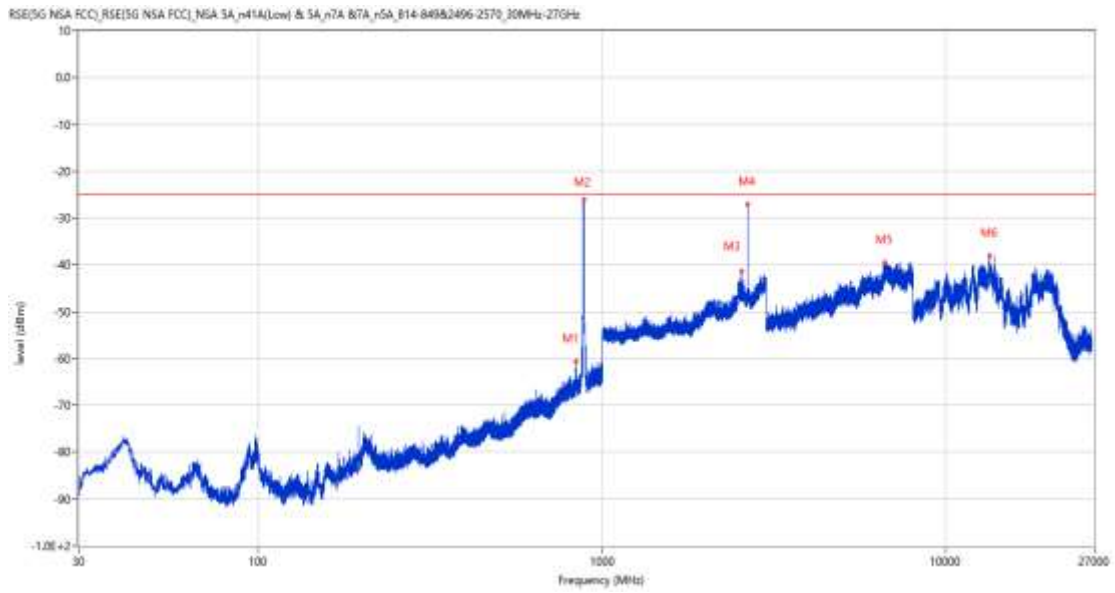
25.6 DC_5A_n7A BW10(LTE)+BW30(NR), QPSK, Middle Chanel

RSE-H&H DC_5A_n7A BW10(LTE)+BW30(NR)



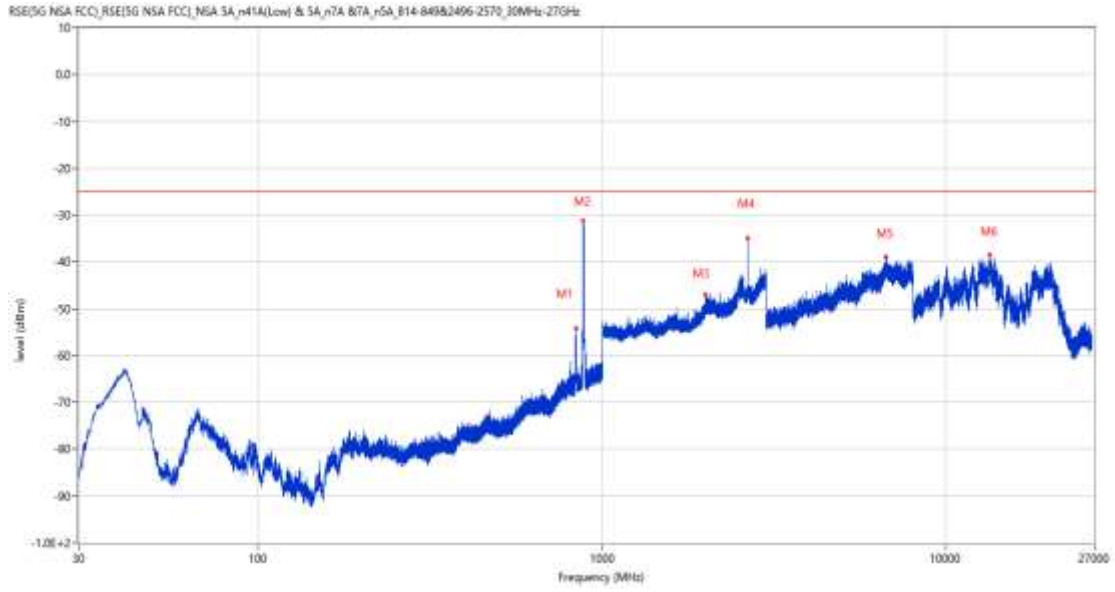
Frequency (MHz)	Result (dBm)	Factor (dB)	PK Limit (dBm)	Over Limit (dB)	Table (o)	ANT	EUT	Verdict
840.144	-59.15	5.07	-25.0	-34.15	240.00	Horizontal	Horizontal	N/A
880.690	-23.61	4.89	-25.0	1.39	27.00	Horizontal	Horizontal	N/A
1893.800	-45.58	2.68	-25.0	-20.58	147.00	Horizontal	Horizontal	Pass
2642.900	-29.52	10.04	-25.0	-4.52	271.00	Horizontal	Horizontal	N/A
6670.250	-38.89	14.59	-25.0	-13.89	18.00	Horizontal	Horizontal	Pass
13403.888	-38.43	16.92	-25.0	-13.43	120.00	Horizontal	Horizontal	Pass

RSE-H&V DC_5A_n7A BW10(LTE)+BW30(NR)



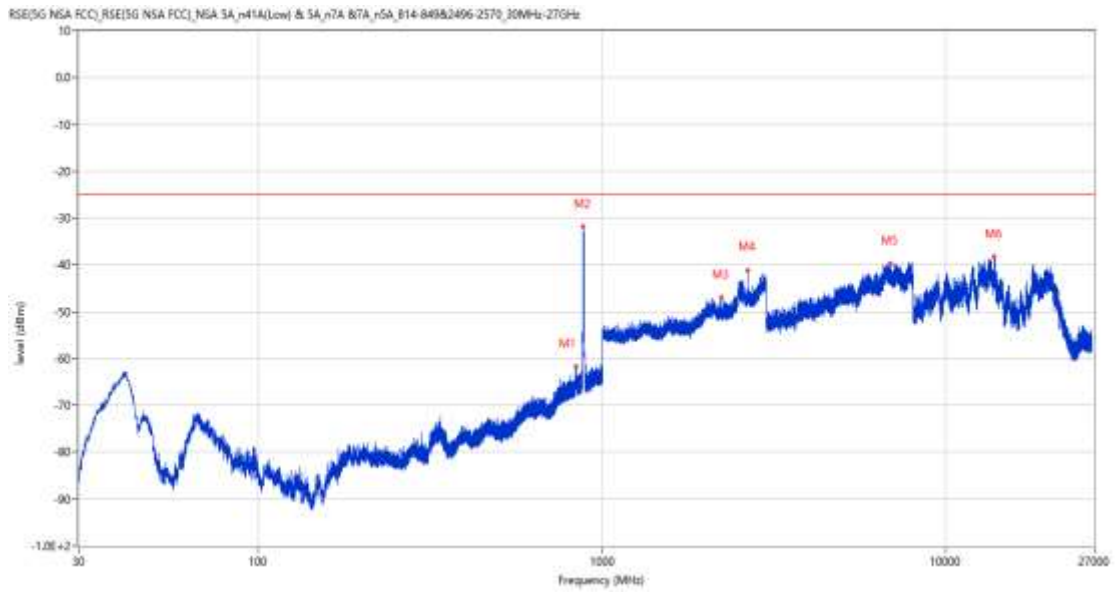
Frequency (MHz)	Result (dBm)	Factor (dB)	PK Limit (dBm)	Over Limit (dB)	Table (o)	ANT	EUT	Verdict
840.047	-60.67	5.07	-25.0	-35.67	149.00	Horizontal	Vertical	N/A
883.649	-25.96	5.01	-25.0	-0.96	36-.00	Horizontal	Vertical	N/A
2536.000	-41.40	10.24	-25.0	-16.40	32.00	Horizontal	Vertical	N/A
2643.400	-27.07	9.98	-25.0	-2.07	209.00	Horizontal	Vertical	N/A
6646.750	-39.59	15.26	-25.0	-14.59	52.00	Horizontal	Vertical	Pass
13376.062	-38.08	16.78	-25.0	-13.08	243.00	Horizontal	Vertical	Pass

RSE-V&V DC_5A_n7A BW10(LTE)+BW30(NR)



Frequency (MHz)	Result (dBm)	Factor (dB)	PK Limit (dBm)	Over Limit (dB)	Table (o)	ANT	EUT	Verdict
836.798	-54.21	4.94	-25.0	-29.21	318.00	Vertical	Vertical	N/A
878.847	-31.30	4.83	-25.0	-6.30	360.00	Vertical	Vertical	N/A
1997.200	-47.04	4.62	-25.0	-22.04	340.00	Vertical	Vertical	Pass
2643.500	-34.90	9.97	-25.0	-9.90	211.00	Vertical	Vertical	N/A
6682.250	-38.83	14.59	-25.0	-13.83	8.00	Vertical	Vertical	Pass
13393.912	-38.52	16.95	-25.0	-13.52	247.00	Vertical	Vertical	Pass

RSE-V&H DC_5A_n7A BW10(LTE)+BW30(NR)

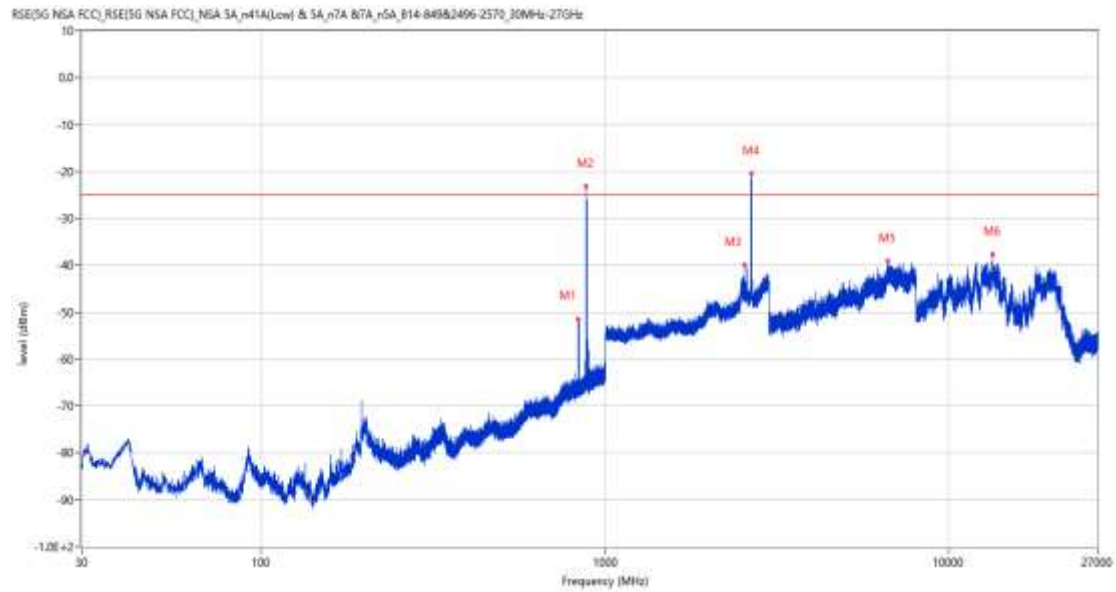


Frequency (MHz)	Result (dBm)	Factor (dB)	PK Limit (dBm)	Over Limit (dB)	Table (o)	ANT	EUT	Verdict
836.167	-61.58	4.91	-25.0	-36.58	360.00	Vertical	Horizontal	N/A
878.799	-31.85	4.82	-25.0	-6.85	25.00	Vertical	Horizontal	N/A
2219.900	-47.04	4.92	-25.0	-22.04	230.00	Vertical	Horizontal	Pass
2642.600	-41.13	10.05	-25.0	-16.13	299.00	Vertical	Horizontal	N/A
6861.750	-39.80	14.09	-25.0	-14.80	76.00	Vertical	Horizontal	Pass
13813.387	-38.18	16.70	-25.0	-13.18	168.00	Vertical	Horizontal	Pass

26 DC_7A_n5A

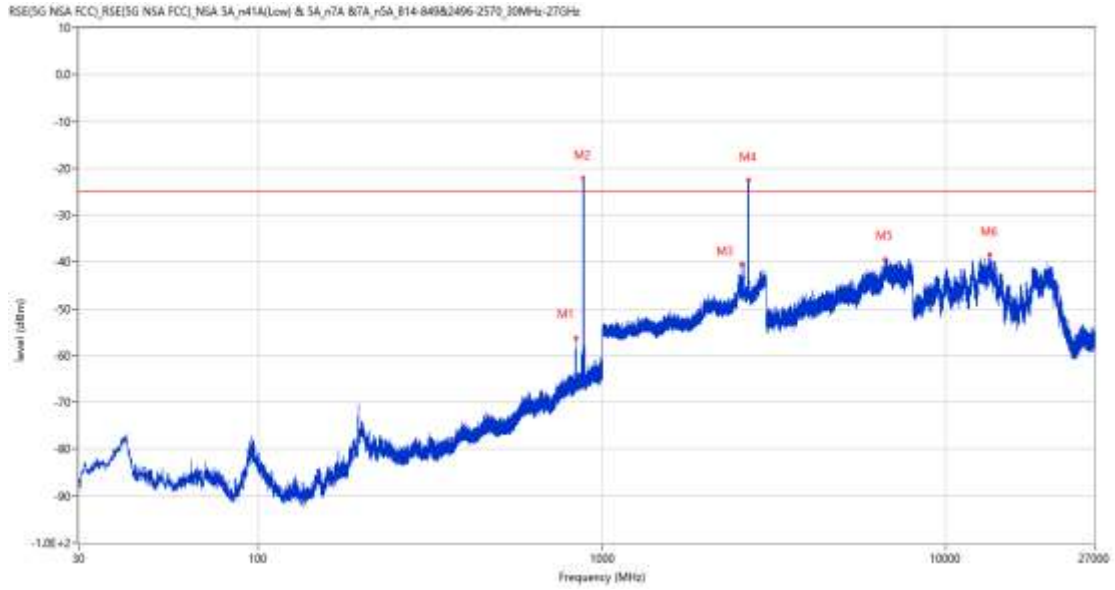
26.1 DC_7A_n5A BW20(LTE)+BW5(NR), PI2 BPSK, Middle Chanel

RSE-H&H DC_7A_n5A BW20(LTE)+BW5(NR)



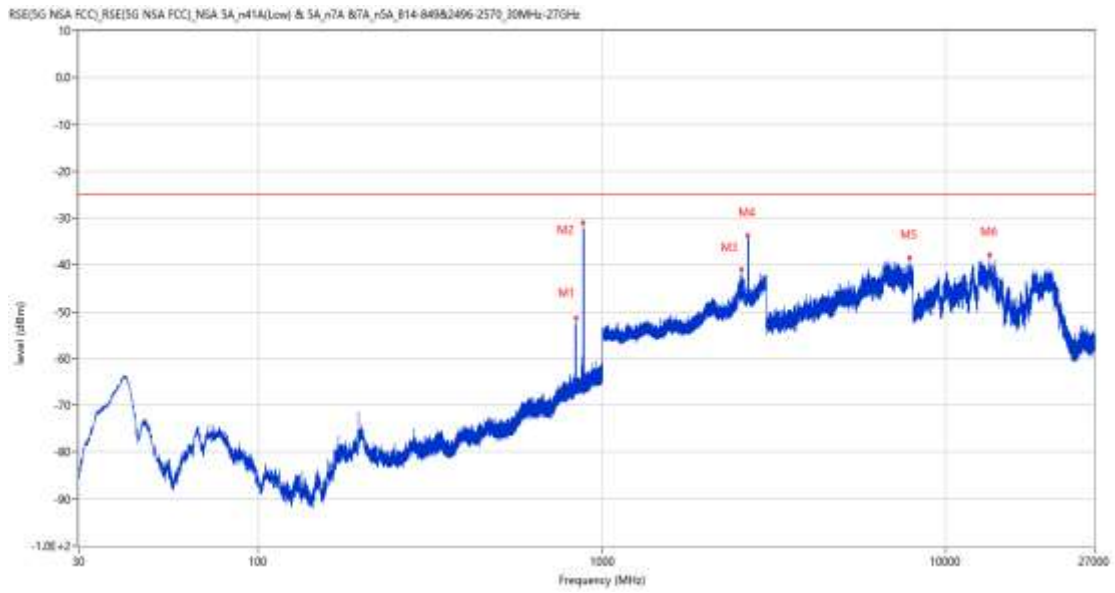
Frequency (MHz)	Result (dBm)	Factor (dB)	PK Limit (dBm)	Over Limit (dB)	Table (o)	ANT	EUT	Verdict
835.876	-51.46	4.90	-25.0	-26.46	171.00	Horizontal	Horizontal	N/A
879.478	-23.07	4.80	-25.0	1.93	263.00	Horizontal	Horizontal	N/A
2537.000	-39.93	10.23	-25.0	-14.93	159.00	Horizontal	Horizontal	N/A
2662.600	-20.52	9.10	-25.0	4.48	189.00	Horizontal	Horizontal	N/A
6637.000	-39.13	14.93	-25.0	-14.13	3.00	Horizontal	Horizontal	Pass
13374.224	-37.62	16.77	-25.0	-12.62	14.00	Horizontal	Horizontal	Pass

RSE-H&V DC_7A_n5A BW20(LTE)+BW5(NR)



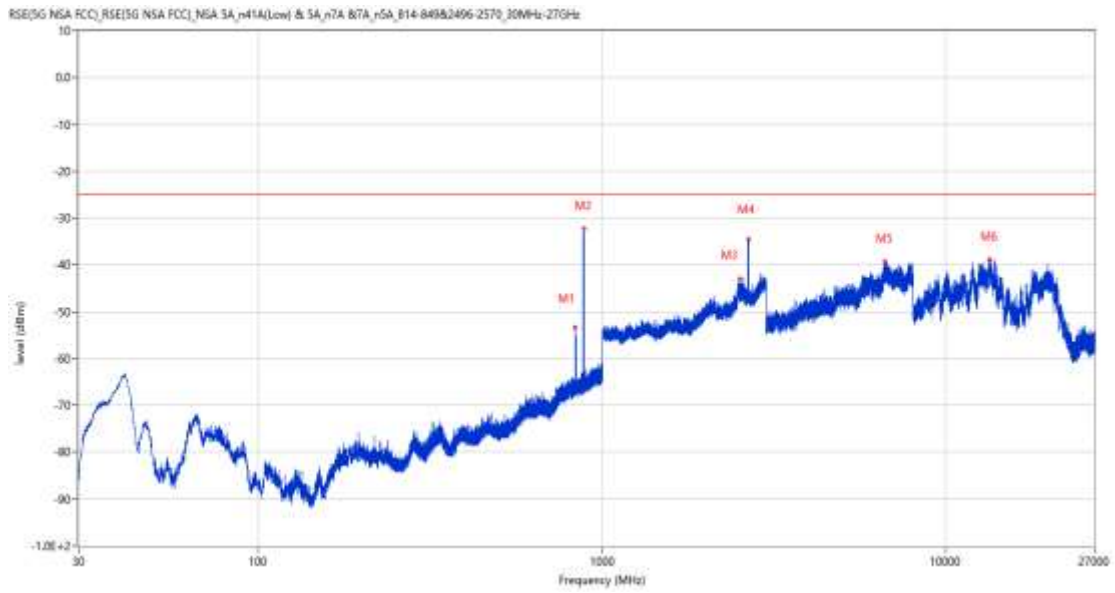
Frequency (MHz)	Result (dBm)	Factor (dB)	PK Limit (dBm)	Over Limit (dB)	Table (o)	ANT	EUT	Verdict
836.313	-56.21	4.92	-25.0	-31.21	205.00	Horizontal	Vertical	Pass
880.496	-22.07	4.87	-25.0	2.93	294.00	Horizontal	Vertical	N/A
2538.500	-40.64	10.23	-25.0	-15.64	10.00	Horizontal	Vertical	Pass
2659.200	-22.46	9.23	-25.0	2.54	208.00	Horizontal	Vertical	N/A
6639.000	-39.43	15.04	-25.0	-14.43	47.00	Horizontal	Vertical	Pass
13375.799	-38.55	16.78	-25.0	-13.55	154.00	Horizontal	Vertical	Pass

RSE-V&V DC_7A_n5A BW20(LTE)+BW5(NR)



Frequency (MHz)	Result (dBm)	Factor (dB)	PK Limit (dBm)	Over Limit (dB)	Table (o)	ANT	EUT	Verdict
836.798	-51.30	4.94	-25.0	-26.30	221.00	Vertical	Vertical	N/A
879.817	-30.92	4.78	-25.0	-5.92	10.00	Vertical	Vertical	N/A
2537.200	-40.97	10.23	-25.0	-15.97	199.00	Vertical	Vertical	N/A
2654.000	-33.79	9.76	-25.0	-8.79	139.00	Vertical	Vertical	N/A
7827.000	-38.56	15.87	-25.0	-13.56	297.00	Vertical	Vertical	Pass
13380.263	-37.94	16.82	-25.0	-12.94	250.00	Vertical	Vertical	Pass

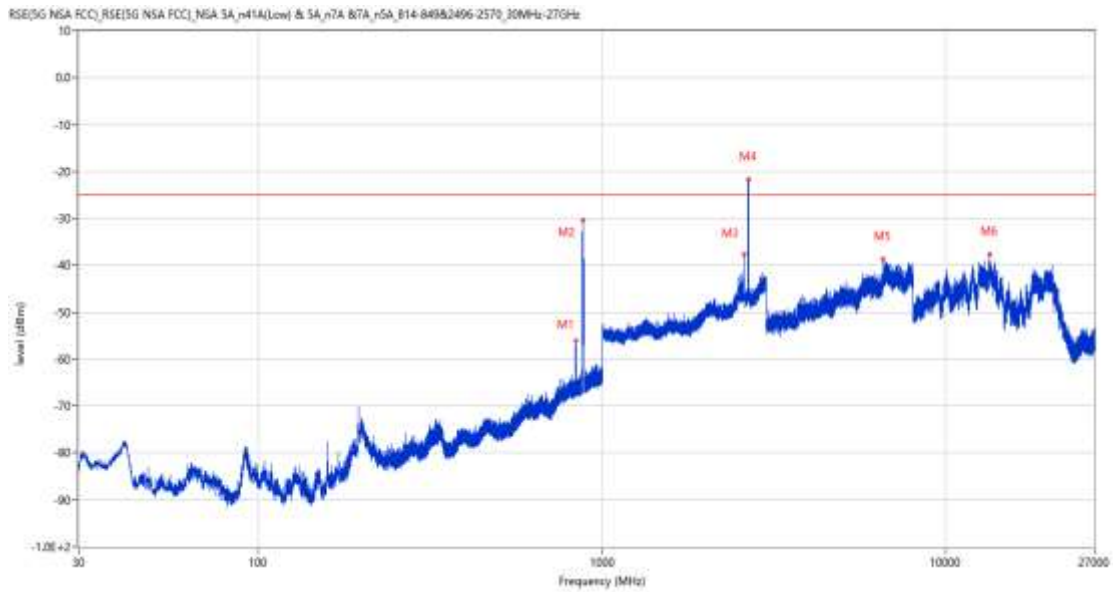
RSE-V&H DC_7A_n5A BW20(LTE)+BW5(NR)



Frequency (MHz)	Result (dBm)	Factor (dB)	PK Limit (dBm)	Over Limit (dB)	Table (o)	ANT	EUT	Verdict
835.876	-53.44	4.90	-25.0	-28.44	20.00	Vertical	Horizontal	N/A
882.873	-32.35	4.99	-25.0	-7.35	274.00	Vertical	Horizontal	N/A
2516.400	-43.13	10.34	-25.0	-18.13	0.00	Vertical	Horizontal	N/A
2658.500	-34.45	9.28	-25.0	-9.45	124.00	Vertical	Horizontal	N/A
6646.500	-39.24	15.26	-25.0	-14.24	12.00	Vertical	Horizontal	Pass
13396.537	-38.96	16.98	-25.0	-13.96	155.00	Vertical	Horizontal	Pass

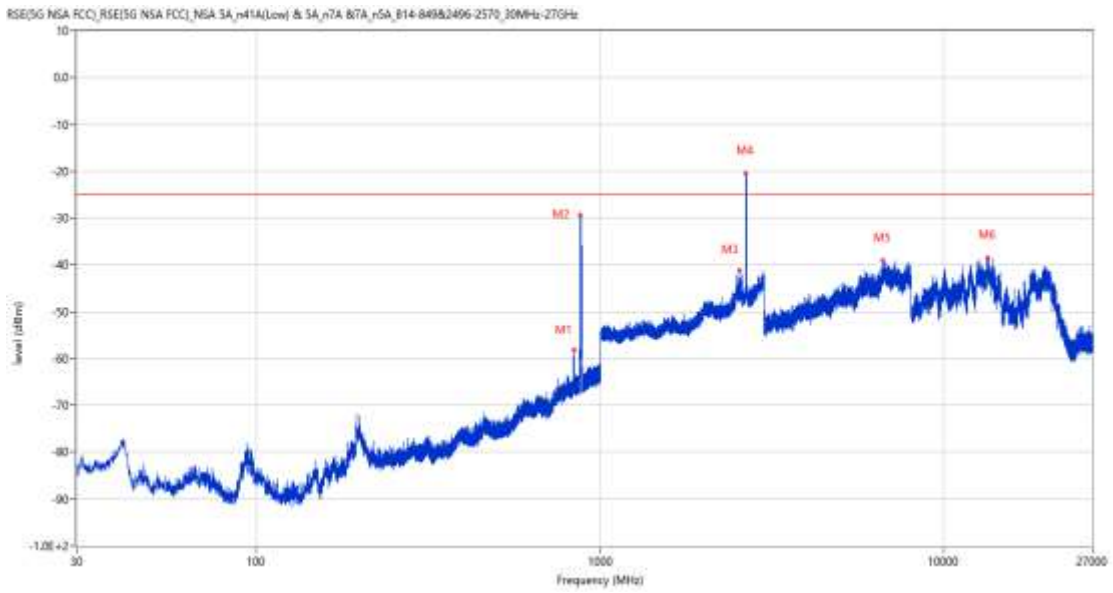
26.2 DC_7A_n5A BW20(LTE)+BW15(NR), PI2 BPSK, Middle Chanel

RSE-H&H DC_7A_n5A BW20(LTE)+BW15(NR)



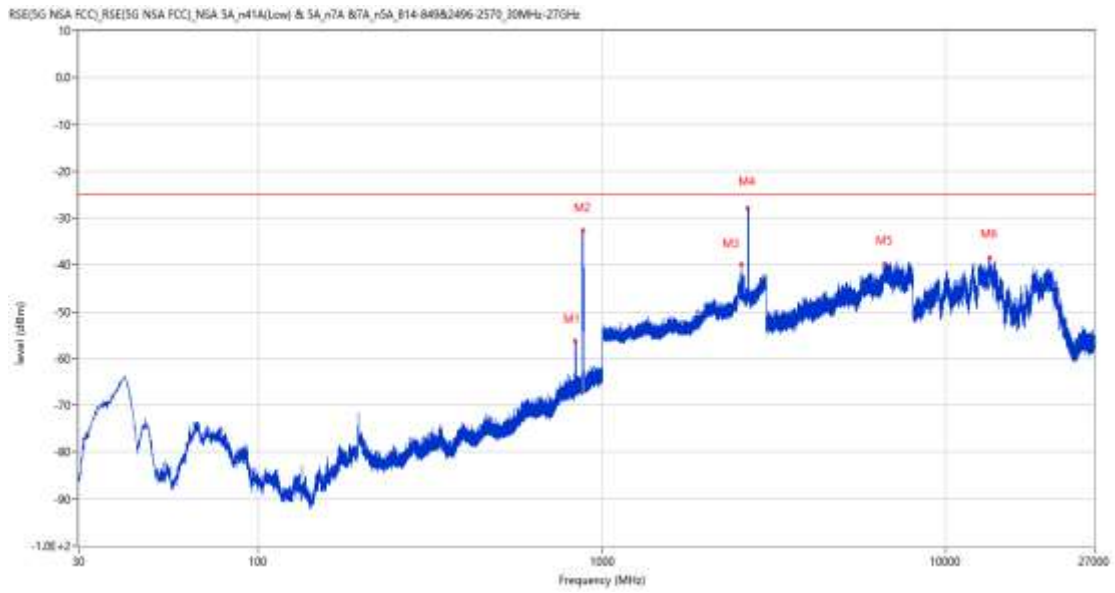
Frequency (MHz)	Result (dBm)	Factor (dB)	PK Limit (dBm)	Over Limit (dB)	Table (o)	ANT	EUT	Verdict
836.894	-56.06	4.94	-25.0	-31.06	318.00	Horizontal	Horizontal	N/A
876.616	-30.47	4.64	-25.0	-5.47	265.00	Horizontal	Horizontal	N/A
2579.200	-37.74	10.41	-25.0	-12.74	204.00	Horizontal	Horizontal	N/A
2662.500	-21.65	9.07	-25.0	3.35	190.00	Horizontal	Horizontal	N/A
6575.250	-38.74	14.37	-25.0	-13.74	80.00	Horizontal	Horizontal	Pass
13362.675	-37.71	16.66	-25.0	-12.71	13.00	Horizontal	Horizontal	Pass

RSE-H&V DC_7A_n5A BW20(LTE)+BW15(NR)



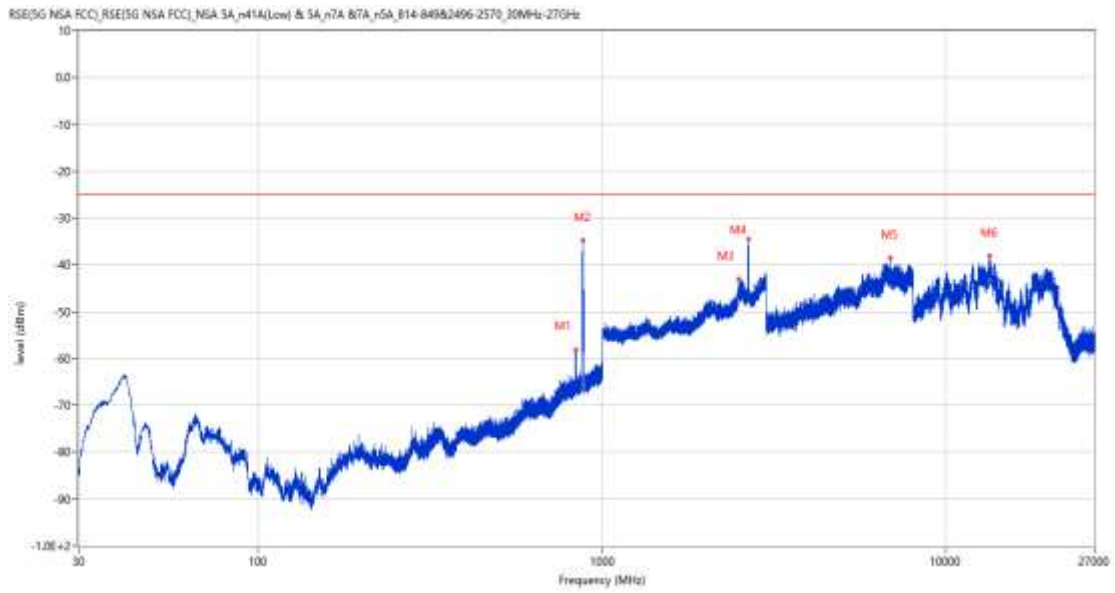
Frequency (MHz)	Result (dBm)	Factor (dB)	PK Limit (dBm)	Over Limit (dB)	Table (o)	ANT	EUT	Verdict
836.119	-58.24	4.91	-25.0	-33.24	205.00	Horizontal	Vertical	N/A
874.967	-29.29	4.87	-25.0	-4.29	215.00	Horizontal	Vertical	N/A
2536.400	-41.17	10.24	-25.0	-16.17	143.00	Horizontal	Vertical	N/A
2653.100	-20.51	9.76	-25.0	4.49	136.00	Horizontal	Vertical	N/A
6645.750	-39.17	15.20	-25.0	-14.17	234.00	Horizontal	Vertical	Pass
13373.175	-38.46	16.76	-25.0	-13.46	3.00	Horizontal	Vertical	Pass

RSE-V&V DC_7A_n5A BW20(LTE)+BW15(NR)



Frequency (MHz)	Result (dBm)	Factor (dB)	PK Limit (dBm)	Over Limit (dB)	Table (o)	ANT	EUT	Verdict
835.246	-56.29	4.88	-25.0	-31.29	214.00	Vertical	Vertical	N/A
878.071	-32.62	4.76	-25.0	-7.62	273.00	Vertical	Vertical	N/A
2538.200	-39.97	10.23	-25.0	-14.97	260.00	Vertical	Vertical	N/A
2650.300	-27.97	9.82	-25.0	-2.97	142.00	Vertical	Vertical	N/A
6629.250	-39.77	14.70	-25.0	-14.77	135.00	Vertical	Vertical	Pass
13375.799	-38.55	16.78	-25.0	-13.55	3.00	Vertical	Vertical	Pass

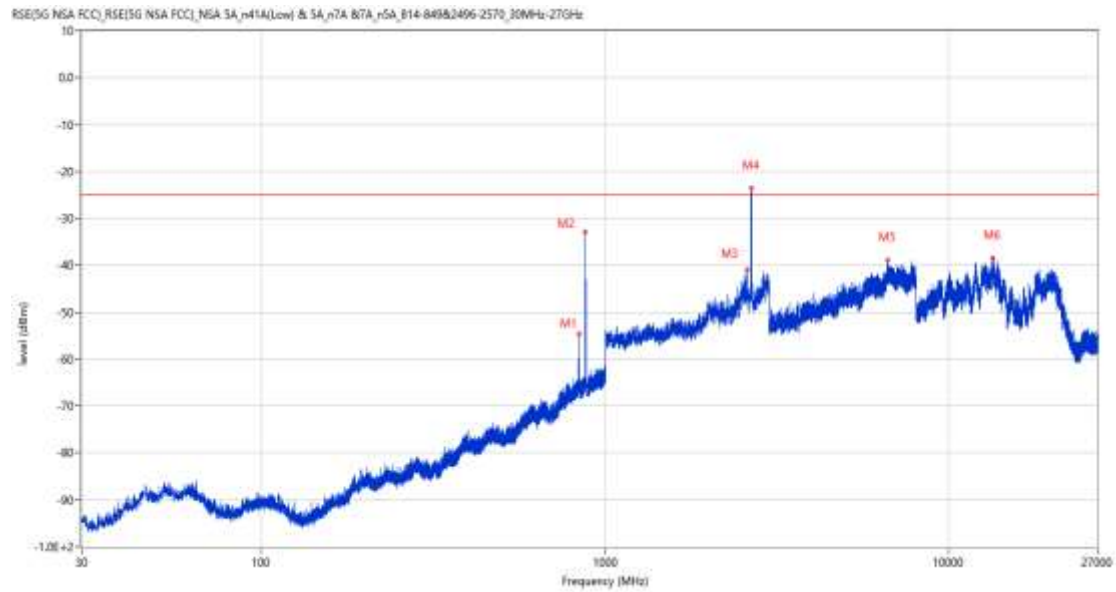
RSE-V&H DC_7A_n5A BW20(LTE)+BW15(NR)



Frequency (MHz)	Result (dBm)	Factor (dB)	PK Limit (dBm)	Over Limit (dB)	Table (o)	ANT	EUT	Verdict
836.604	-58.19	4.93	-25.0	-33.19	34.00	Vertical	Horizontal	N/A
877.926	-34.77	4.75	-25.0	-9.77	312.00	Vertical	Horizontal	N/A
2497.200	-43.06	10.41	-25.0	-18.06	237.00	Vertical	Horizontal	N/A
2661.100	-34.52	9.10	-25.0	-9.52	310.00	Vertical	Horizontal	N/A
6858.750	-38.55	14.16	-25.0	-13.55	152.00	Vertical	Horizontal	Pass
13388.662	-38.06	16.90	-25.0	-13.06	0.00	Vertical	Horizontal	Pass

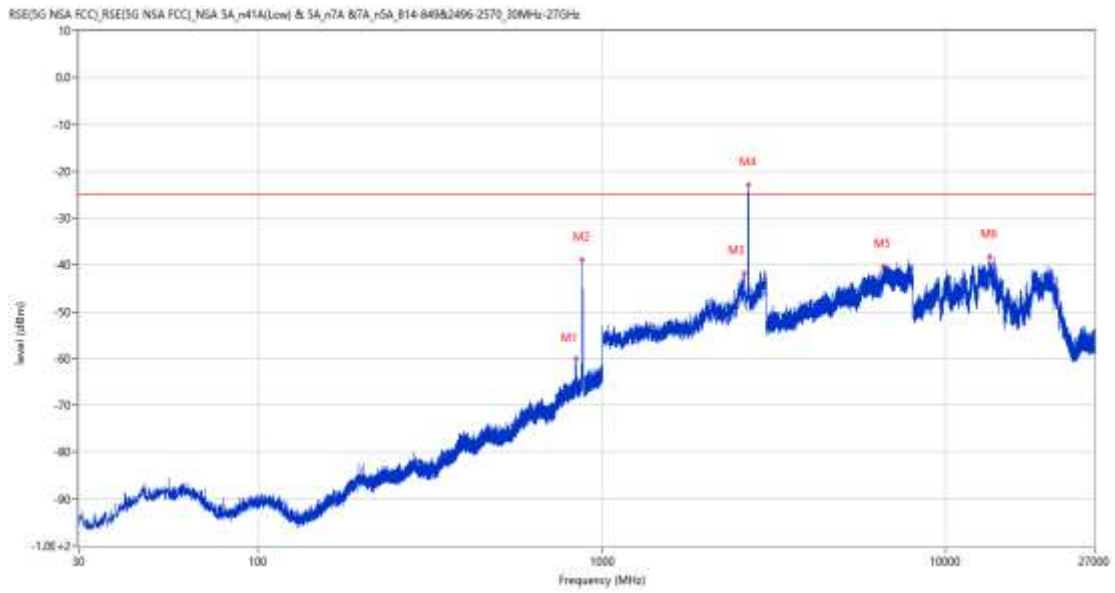
26.3 DC_7A_n5A BW20(LTE)+BW20(NR), PI2 BPSK, Middle Chanel

RSE-H&H DC_7A_n5A BW20(LTE)+BW20(NR)



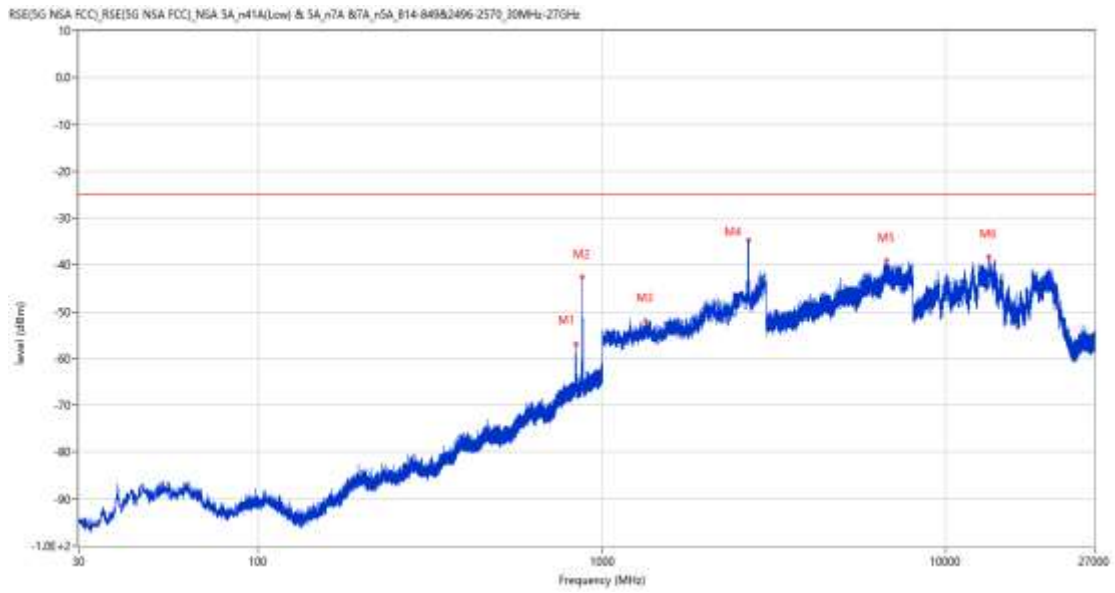
Frequency (MHz)	Result (dBm)	Factor (dB)	PK Limit (dBm)	Over Limit (dB)	Table (o)	ANT	EUT	Verdict
838.252	-54.66	5.00	-25.0	-29.66	269.00	Horizontal	Horizontal	N/A
875.209	-32.89	4.85	-25.0	-7.89	279.00	Horizontal	Horizontal	N/A
2579.600	-41.01	10.13	-25.0	-16.01	202.00	Horizontal	Horizontal	N/A
2659.100	-23.56	9.25	-25.0	1.44	188.00	Horizontal	Horizontal	N/A
6652.500	-38.97	15.05	-25.0	-13.97	356.00	Horizontal	Horizontal	Pass
13374.488	-38.39	16.77	-25.0	-13.39	178.00	Horizontal	Horizontal	Pass

RSE-H&V DC_7A_n5A BW20(LTE)+BW20(NR)



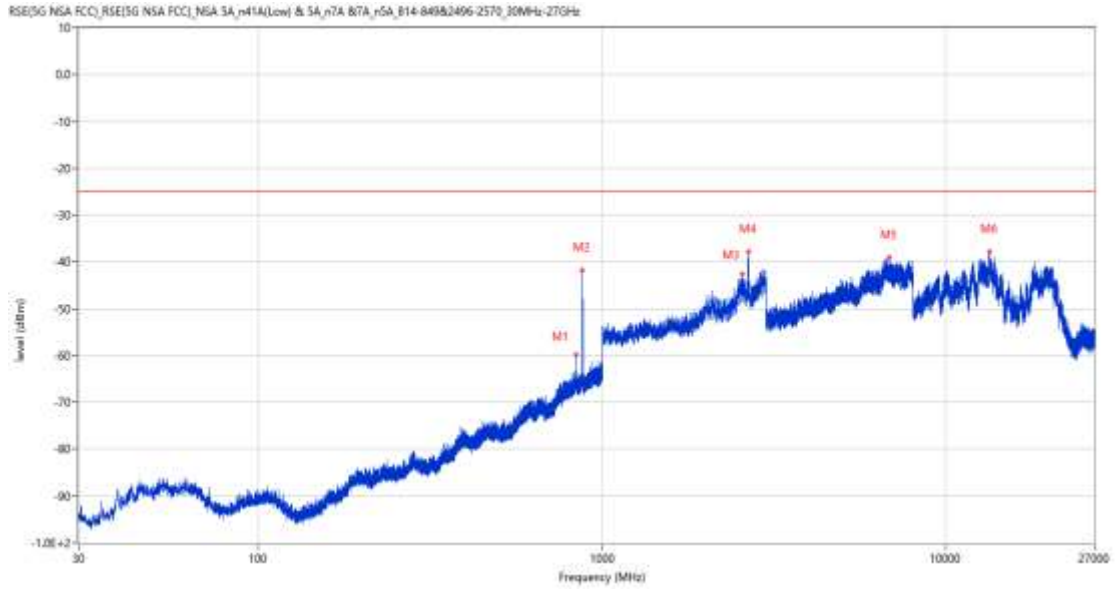
Frequency (MHz)	Result (dBm)	Factor (dB)	PK Limit (dBm)	Over Limit (dB)	Table (o)	ANT	EUT	Verdict
837.331	-59.98	4.96	-25.0	-34.98	208.00	Horizontal	Vertical	N/A
876.034	-38.87	4.72	-25.0	-13.87	333.00	Horizontal	Vertical	N/A
2579.100	-41.88	10.48	-25.0	-16.88	26.00	Horizontal	Vertical	N/A
2659.400	-23.00	9.19	-25.0	2.00	127.00	Horizontal	Vertical	N/A
6566.000	-40.27	13.92	-25.0	-15.27	133.00	Horizontal	Vertical	Pass
13397.325	-38.18	16.98	-25.0	-13.18	184.00	Horizontal	Vertical	Pass

RSE-V&V DC_7A_n5A BW20(LTE)+BW20(NR)



Frequency (MHz)	Result (dBm)	Factor (dB)	PK Limit (dBm)	Over Limit (dB)	Table (o)	ANT	EUT	Verdict
839.804	-56.98	5.06	-25.0	-31.98	347.00	Vertical	Vertical	N/A
873.609	-42.68	4.79	-25.0	-17.68	1.00	Vertical	Vertical	N/A
1337.300	-51.90	1.18	-25.0	-26.90	76.00	Vertical	Vertical	Pass
2659.000	-34.73	9.27	-25.0	-9.73	135.00	Vertical	Vertical	N/A
6698.000	-39.09	15.20	-25.0	-14.09	217.00	Vertical	Vertical	Pass
13331.700	-38.23	15.82	-25.0	-13.23	228.00	Vertical	Vertical	Pass

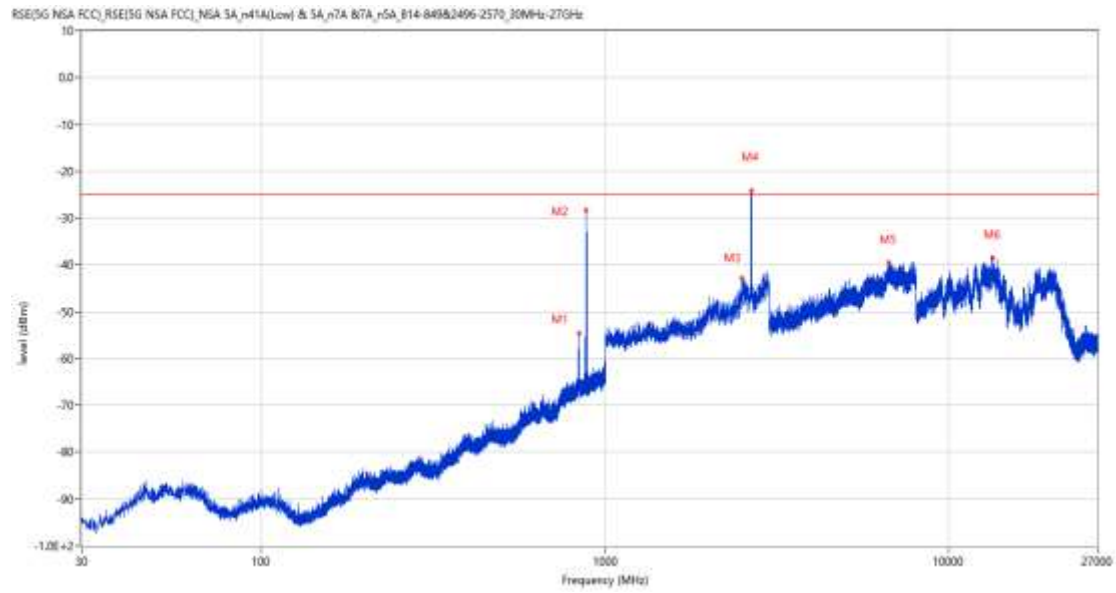
RSE-V&H DC_7A_n5A BW20(LTE)+BW20(NR)



Frequency (MHz)	Result (dBm)	Factor (dB)	PK Limit (dBm)	Over Limit (dB)	Table (o)	ANT	EUT	Verdict
837.767	-59.90	4.98	-25.0	-34.90	135.00	Vertical	Horizontal	N/A
875.258	-41.81	4.84	-25.0	-16.81	194.00	Vertical	Horizontal	N/A
2557.000	-42.69	10.26	-25.0	-17.69	159.00	Vertical	Horizontal	N/A
2663.200	-37.87	9.22	-25.0	-12.87	116.00	Vertical	Horizontal	N/A
6851.750	-39.05	14.11	-25.0	-14.05	158.00	Vertical	Horizontal	Pass
13382.887	-37.95	16.85	-25.0	-12.95	360.00	Vertical	Horizontal	Pass

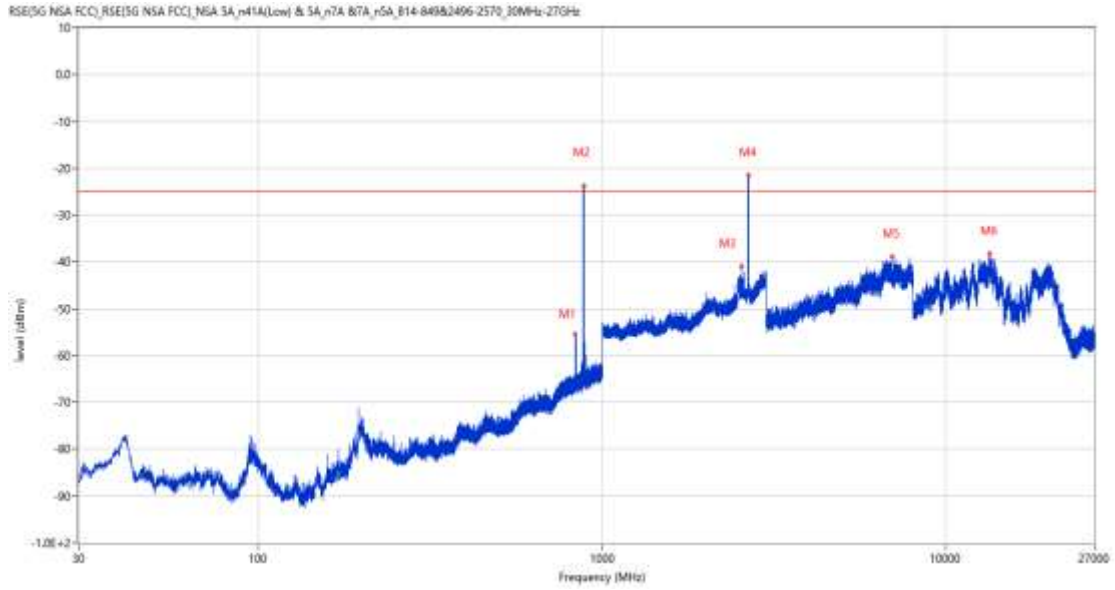
26.4 DC_7A_n5A BW20(LTE)+BW5(NR), QPSK, Middle Chanel

RSE-H&H DC_7A_n5A BW20(LTE)+BW5(NR)



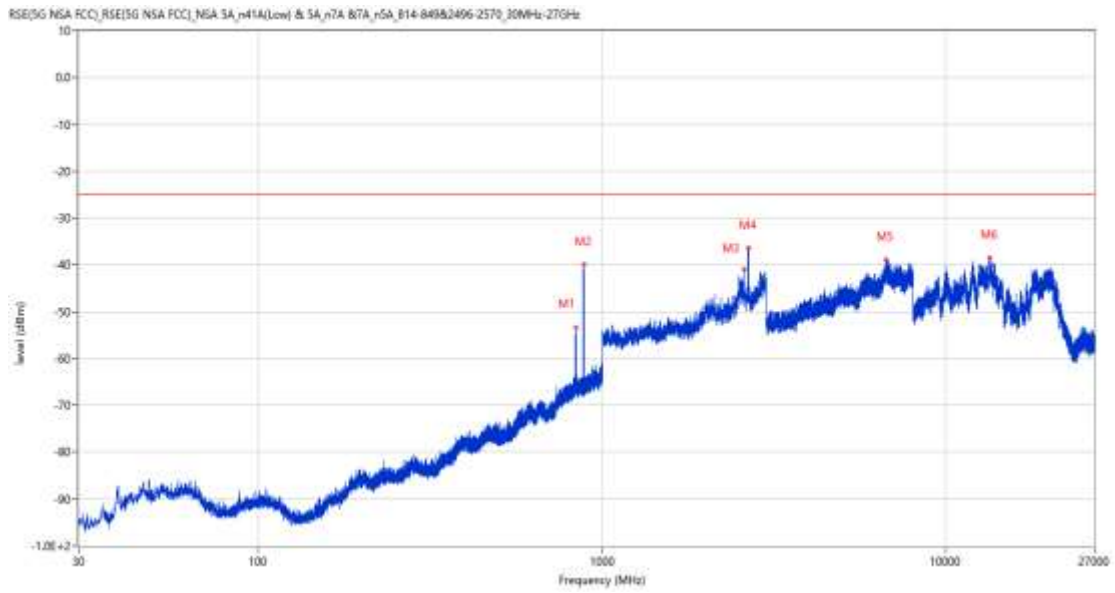
Frequency (MHz)	Result (dBm)	Factor (dB)	PK Limit (dBm)	Over Limit (dB)	Table (o)	ANT	EUT	Verdict
837.428	-54.62	4.96	-25.0	-29.62	266.00	Horizontal	Horizontal	N/A
880.156	-28.33	4.82	-25.0	-3.33	300.00	Horizontal	Horizontal	N/A
2502.300	-42.92	10.42	-25.0	-17.92	349.00	Horizontal	Horizontal	N/A
2659.600	-24.17	9.15	-25.0	0.83	202.00	Horizontal	Horizontal	N/A
6690.000	-39.59	14.77	-25.0	-14.59	249.00	Horizontal	Horizontal	Pass
13383.675	-38.46	16.86	-25.0	-13.46	3.00	Horizontal	Horizontal	Pass

RSE-H&V DC_7A_n5A BW20(LTE)+BW5(NR)



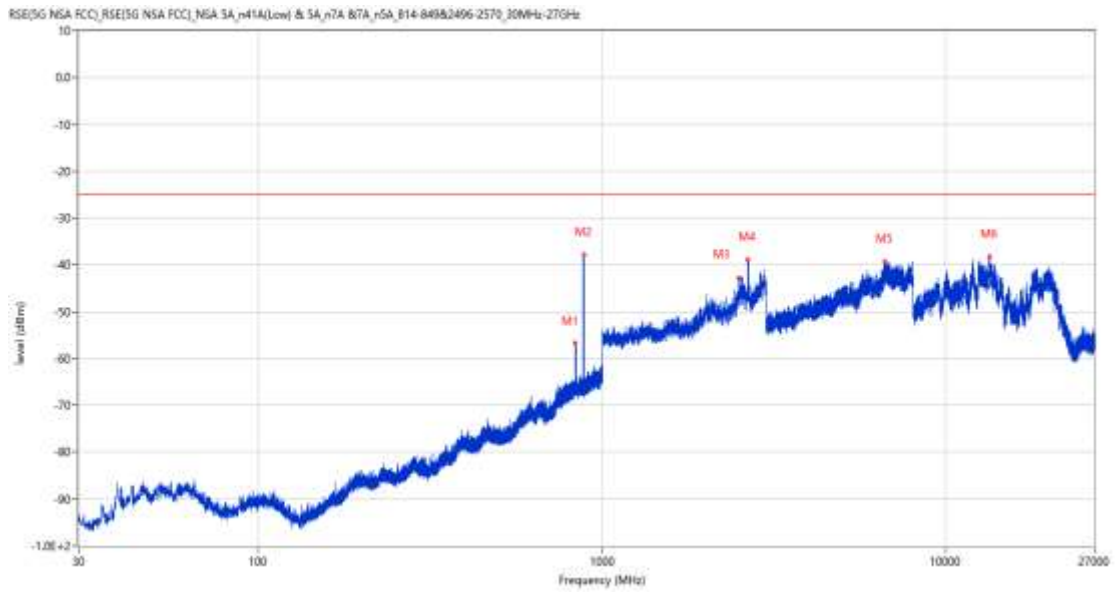
Frequency (MHz)	Result (dBm)	Factor (dB)	PK Limit (dBm)	Over Limit (dB)	Table (o)	ANT	EUT	Verdict
835.682	-55.48	4.89	-25.0	-30.48	197.00	Horizontal	Vertical	N/A
882.630	-23.72	4.99	-25.0	1.28	285.00	Horizontal	Vertical	N/A
2538.700	-40.99	10.22	-25.0	-15.99	360.00	Horizontal	Vertical	N/A
2662.700	-21.49	9.12	-25.0	3.51	135.00	Horizontal	Vertical	N/A
6948.500	-38.79	13.89	-25.0	-13.79	69.00	Horizontal	Vertical	Pass
13402.838	-38.36	16.95	-25.0	-13.36	3.00	Horizontal	Vertical	Pass

RSE-V&V DC_7A_n5A BW20(LTE)+BW5(NR)



Frequency (MHz)	Result (dBm)	Factor (dB)	PK Limit (dBm)	Over Limit (dB)	Table (o)	ANT	EUT	Verdict
836.506	-53.48	4.93	-25.0	-28.48	1.00	Vertical	Vertical	N/A
882.290	-39.93	4.97	-25.0	-14.93	19.00	Vertical	Vertical	N/A
2578.800	-41.05	10.57	-25.0	-16.05	218.00	Vertical	Vertical	N/A
2654.800	-36.44	9.71	-25.0	-11.44	129.00	Vertical	Vertical	N/A
6695.250	-38.98	15.13	-25.0	-13.98	232.00	Vertical	Vertical	Pass
13356.900	-38.46	16.60	-25.0	-13.46	156.00	Vertical	Vertical	Pass

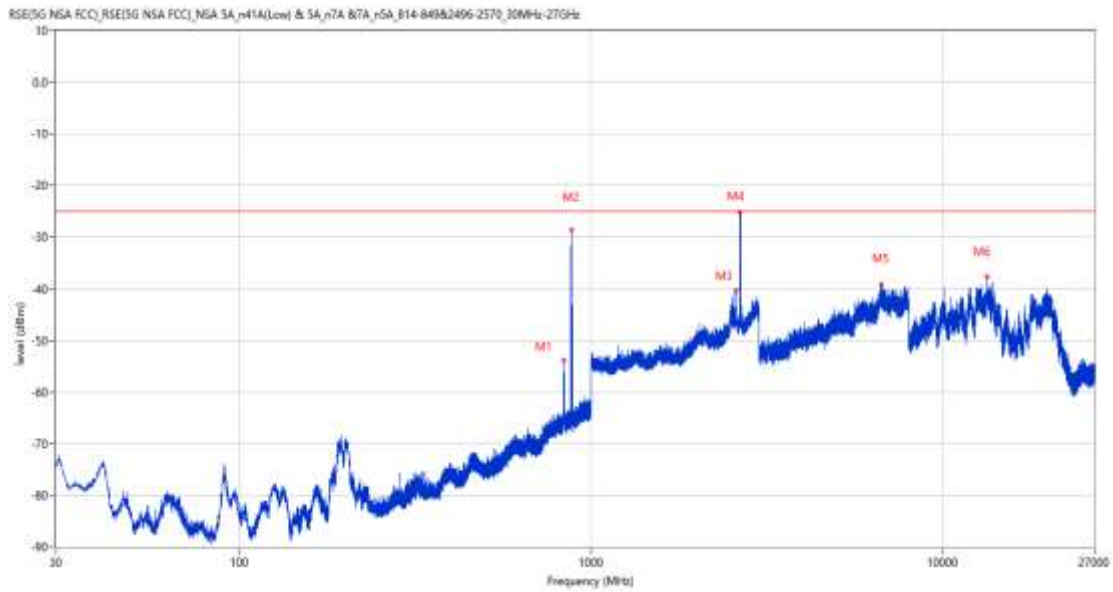
RSE-V&H DC_7A_n5A BW20(LTE)+BW5(NR)



Frequency (MHz)	Result (dBm)	Factor (dB)	PK Limit (dBm)	Over Limit (dB)	Table (o)	ANT	EUT	Verdict
836.022	-56.69	4.91	-25.0	-31.69	321.00	Vertical	Horizontal	N/A
882.242	-37.82	4.96	-25.0	-12.82	55.00	Vertical	Horizontal	N/A
2502.200	-42.89	10.42	-25.0	-17.89	357.00	Vertical	Horizontal	N/A
2648.500	-38.97	9.81	-25.0	-13.97	99.00	Vertical	Horizontal	N/A
6651.750	-39.37	15.07	-25.0	-14.37	99.00	Vertical	Horizontal	Pass
13371.600	-38.36	16.74	-25.0	-13.36	80.00	Vertical	Horizontal	Pass

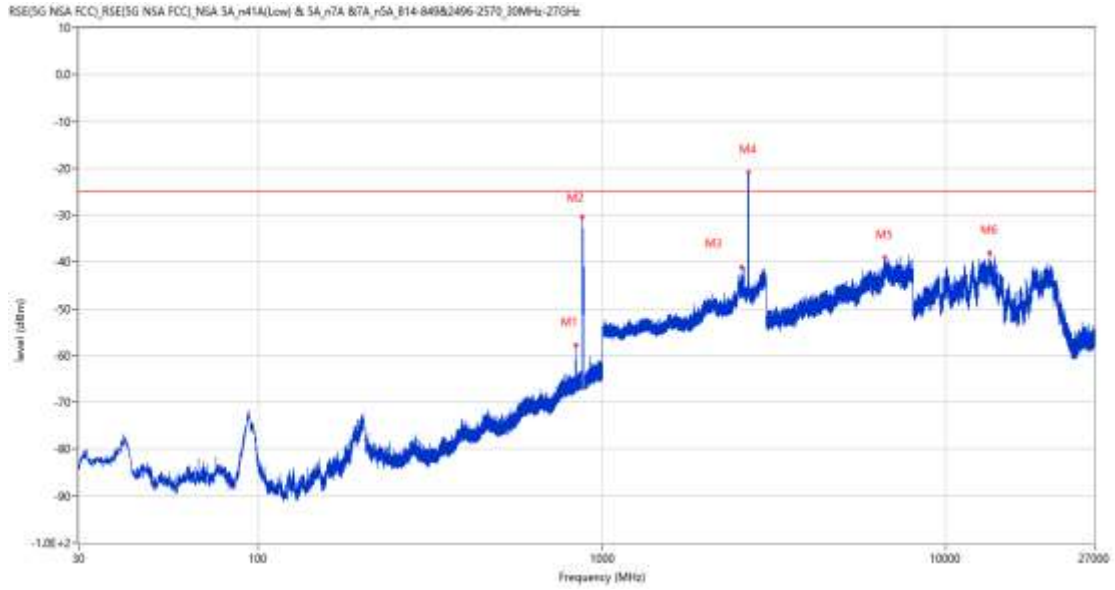
26.5 DC_7A_n5A BW20(LTE)+BW15(NR), QPSK, Middle Chanel

RSE-H&H DC_7A_n5A BW20(LTE)+BW15(NR)



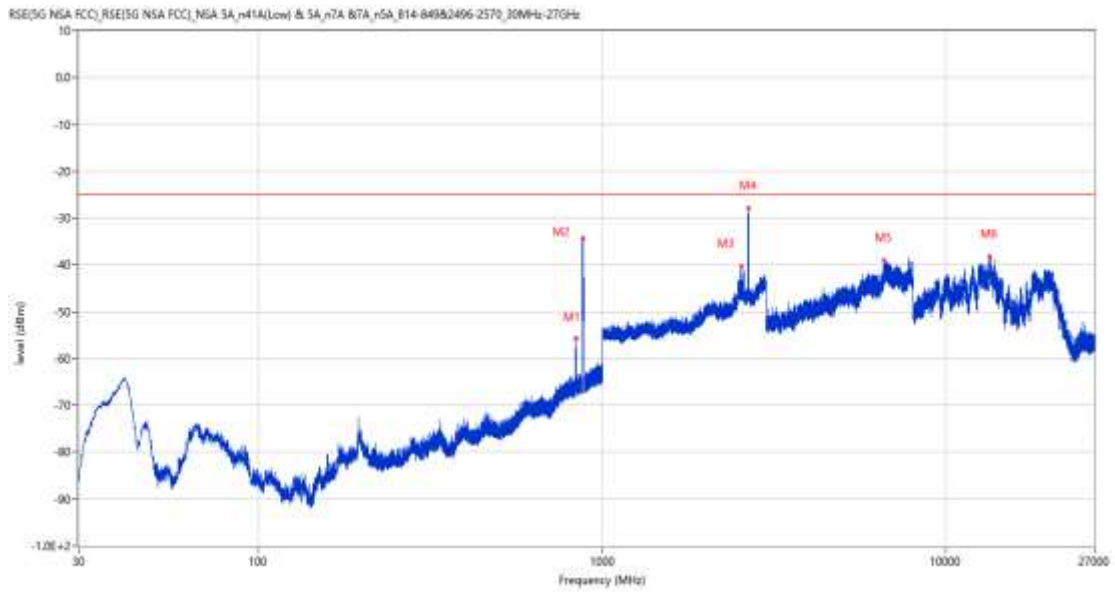
Frequency (MHz)	Result (dBm)	Factor (dB)	PK Limit (dBm)	Over Limit (dB)	Table (o)	ANT	EUT	Verdict
836.604	-53.85	4.93	-25.0	-28.85	342.00	Horizontal	Horizontal	N/A
878.023	-28.56	4.76	-25.0	-3.56	279.00	Horizontal	Horizontal	N/A
2579.300	-40.37	10.34	-25.0	-15.37	185.00	Horizontal	Horizontal	N/A
2650.900	-25.20	9.82	-25.0	-0.20	203.00	Horizontal	Horizontal	N/A
6702.250	-39.07	15.53	-25.0	-14.07	349.00	Horizontal	Horizontal	Pass
13378.950	-37.67	16.81	-25.0	-12.67	21.00	Horizontal	Horizontal	Pass

RSE-H&V DC_7A_n5A BW20(LTE)+BW15(NR)



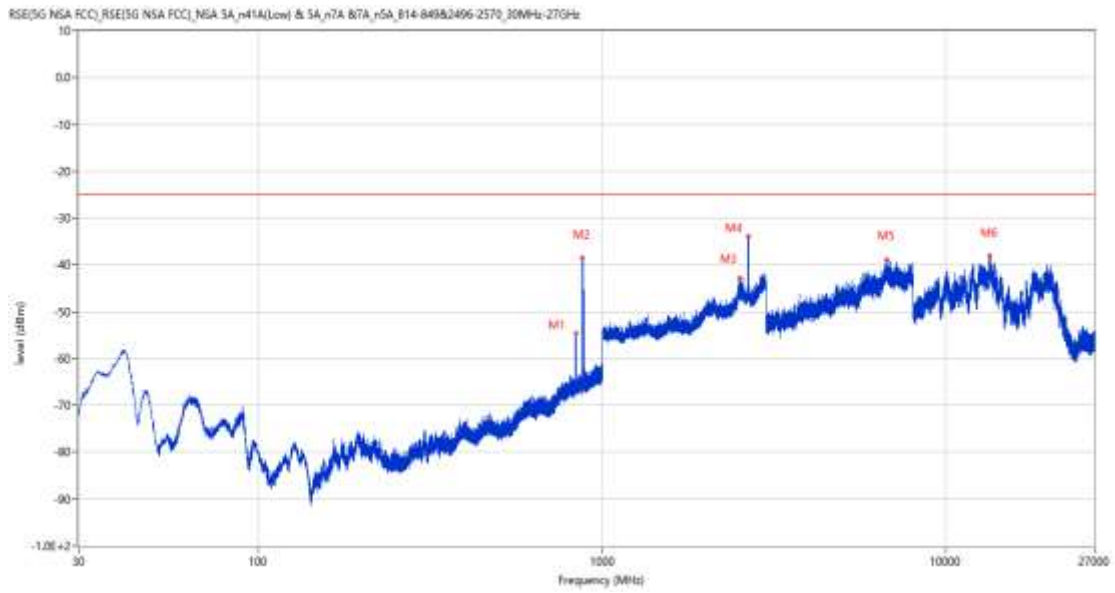
Frequency (MHz)	Result (dBm)	Factor (dB)	PK Limit (dBm)	Over Limit (dB)	Table (o)	ANT	EUT	Verdict
836.943	-57.70	4.95	-25.0	-32.70	199.00	Horizontal	Vertical	N/A
875.549	-30.49	4.82	-25.0	-5.49	62.00	Horizontal	Vertical	N/A
2535.400	-41.21	10.24	-25.0	-16.21	153.00	Horizontal	Vertical	N/A
2656.800	-20.81	9.48	-25.0	4.19	135.00	Horizontal	Vertical	N/A
6653.250	-39.05	15.01	-25.0	-14.05	322.00	Horizontal	Vertical	Pass
13399.950	-38.04	17.01	-25.0	-13.04	3.00	Horizontal	Vertical	Pass

RSE-V&V DC_7A_n5A BW20(LTE)+BW15(NR)



Frequency (MHz)	Result (dBm)	Factor (dB)	PK Limit (dBm)	Over Limit (dB)	Table (o)	ANT	EUT	Verdict
836.700	-55.75	4.94	-25.0	-30.75	358.00	Vertical	Vertical	N/A
876.956	-34.27	4.66	-25.0	-9.27	308.00	Vertical	Vertical	N/A
2538.900	-40.39	10.22	-25.0	-15.39	256.00	Vertical	Vertical	N/A
2660.500	-27.84	9.13	-25.0	-2.84	140.00	Vertical	Vertical	N/A
6583.500	-39.16	14.36	-25.0	-14.16	306.00	Vertical	Vertical	Pass
13382.887	-38.22	16.85	-25.0	-13.22	135.00	Vertical	Vertical	Pass

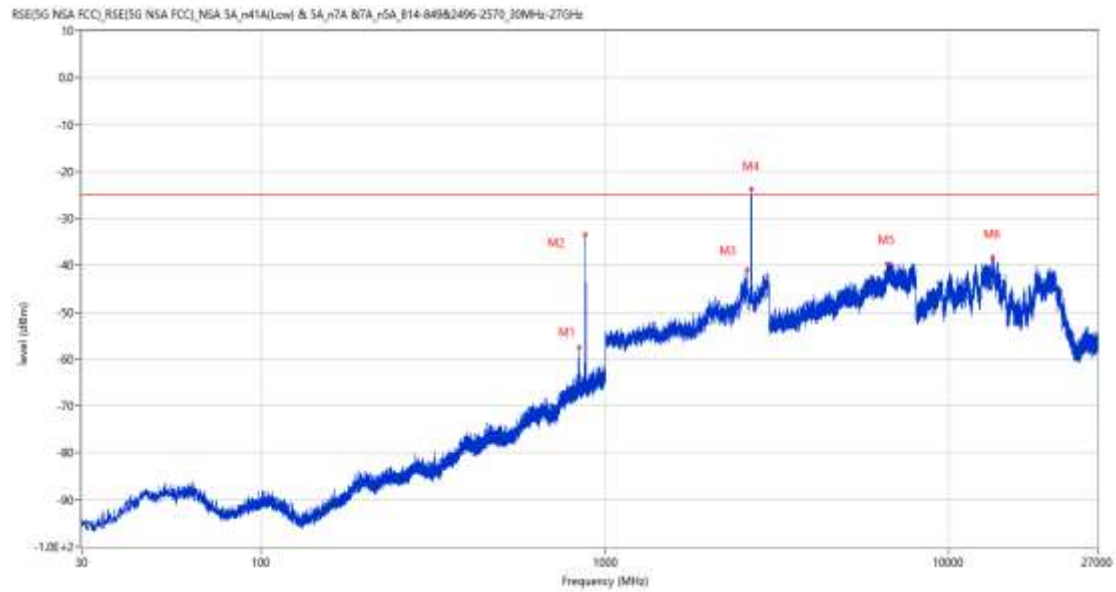
RSE-V&H DC_7A_n5A BW20(LTE)+BW15(NR)



Frequency (MHz)	Result (dBm)	Factor (dB)	PK Limit (dBm)	Over Limit (dB)	Table (o)	ANT	EUT	Verdict
836.991	-54.69	4.95	-25.0	-29.69	317.00	Vertical	Horizontal	N/A
874.724	-38.52	4.88	-25.0	-13.52	292.00	Vertical	Horizontal	N/A
2517.000	-42.72	10.34	-25.0	-17.72	335.00	Vertical	Horizontal	N/A
2656.800	-34.01	9.48	-25.0	-9.01	309.00	Vertical	Horizontal	N/A
6712.000	-38.81	15.59	-25.0	-13.81	350.00	Vertical	Horizontal	Pass
13383.151	-37.99	16.85	-25.0	-12.99	252.00	Vertical	Horizontal	Pass

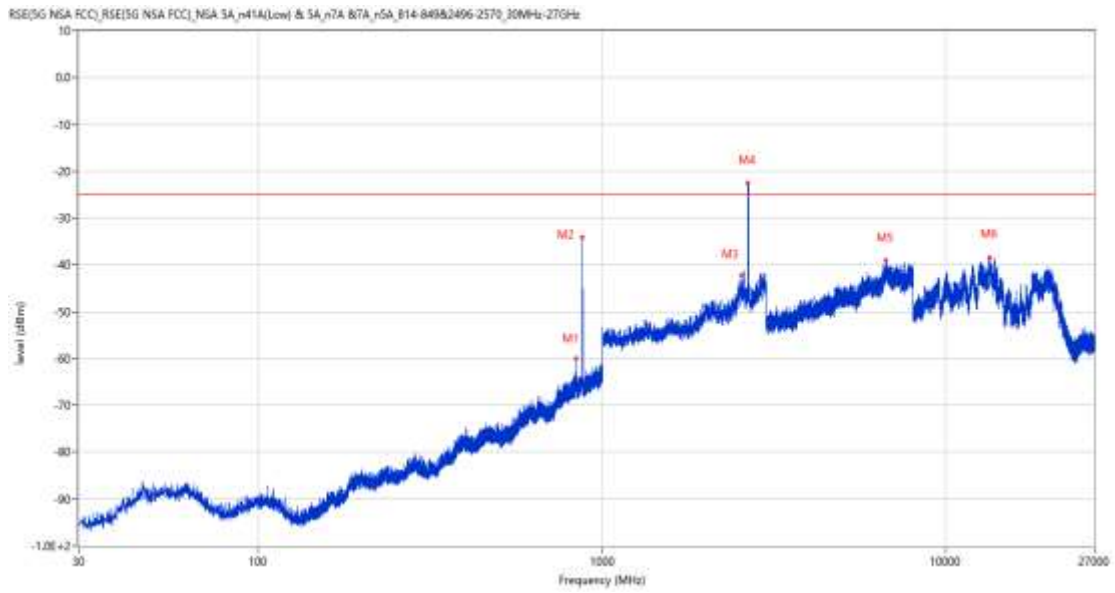
26.6 DC_7A_n5A BW20(LTE)+BW20(NR), QPSK, Middle Chanel

RSE-H&H DC_7A_n5A BW20(LTE)+BW20(NR)



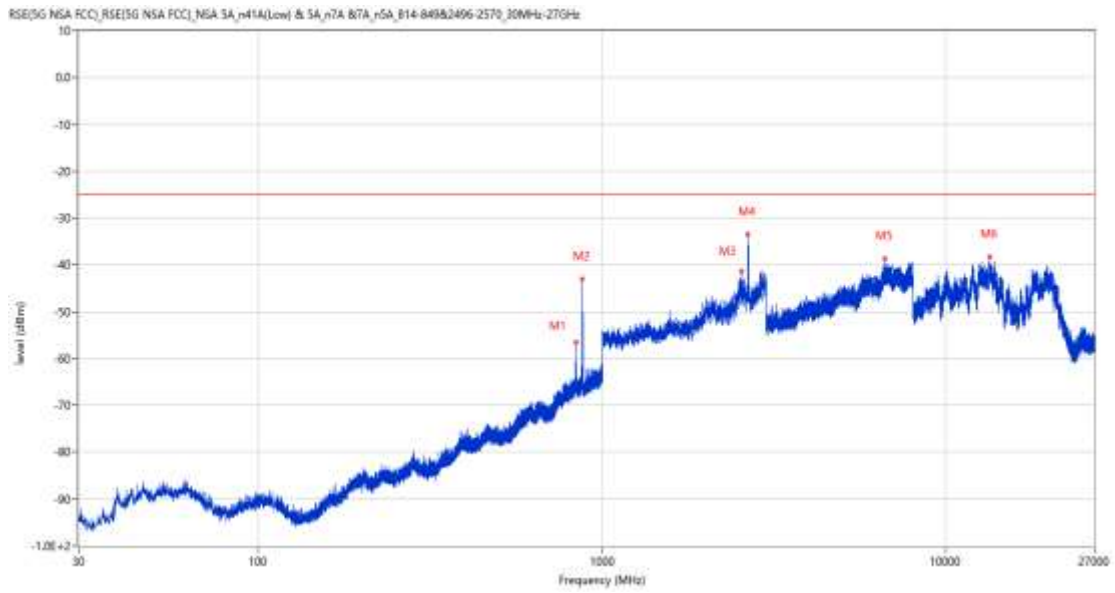
Frequency (MHz)	Result (dBm)	Factor (dB)	PK Limit (dBm)	Over Limit (dB)	Table (o)	ANT	EUT	Verdict
840.047	-57.60	5.07	-25.0	-32.60	216.00	Horizontal	Horizontal	N/A
873.803	-33.58	4.79	-25.0	-8.58	286.00	Horizontal	Horizontal	N/A
2579.000	-40.92	10.55	-25.0	-15.92	171.00	Horizontal	Horizontal	N/A
2655.900	-23.76	9.52	-25.0	1.24	200.00	Horizontal	Horizontal	N/A
6617.750	-39.76	14.57	-25.0	-14.76	135.00	Horizontal	Horizontal	Pass
13391.813	-38.25	16.93	-25.0	-13.25	249.00	Horizontal	Horizontal	Pass

RSE-H&V DC_7A_n5A BW20(LTE)+BW20(NR)



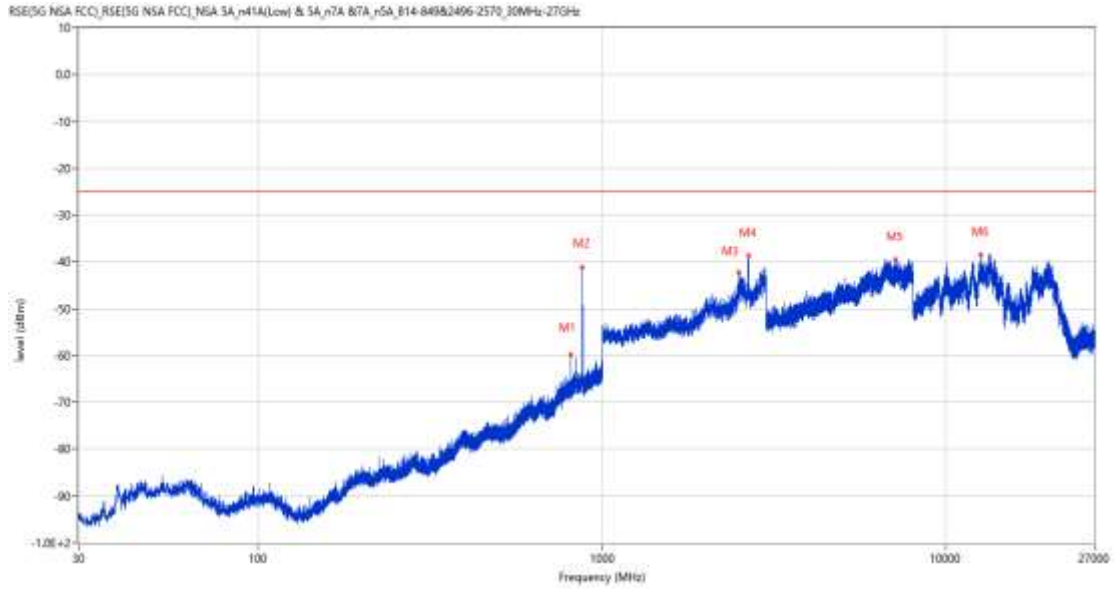
Frequency (MHz)	Result (dBm)	Factor (dB)	PK Limit (dBm)	Over Limit (dB)	Table (o)	ANT	EUT	Verdict
836.991	-60.02	4.95	-25.0	-35.02	209.00	Horizontal	Vertical	N/A
875.404	-34.18	4.83	-25.0	-9.18	273.00	Horizontal	Vertical	N/A
2543.200	-42.30	10.20	-25.0	-17.30	4.00	Horizontal	Vertical	N/A
2648.300	-22.51	9.82	-25.0	2.49	202.00	Horizontal	Vertical	N/A
6683.750	-39.16	14.62	-25.0	-14.16	350.00	Horizontal	Vertical	Pass
13383.937	-38.48	16.86	-25.0	-13.48	3.00	Horizontal	Vertical	Pass

RSE-V&V DC_7A_n5A BW20(LTE)+BW20(NR)



Frequency (MHz)	Result (dBm)	Factor (dB)	PK Limit (dBm)	Over Limit (dB)	Table (o)	ANT	EUT	Verdict
837.428	-56.56	4.96	-25.0	-31.56	214.00	Vertical	Vertical	N/A
875.306	-43.12	4.84	-25.0	-18.12	11.00	Vertical	Vertical	N/A
2544.100	-41.47	10.20	-25.0	-16.47	268.00	Vertical	Vertical	N/A
2649.800	-33.52	9.77	-25.0	-8.52	136.00	Vertical	Vertical	N/A
6651.750	-38.65	15.07	-25.0	-13.65	64.00	Vertical	Vertical	Pass
13392.338	-38.27	16.94	-25.0	-13.27	360.00	Vertical	Vertical	Pass

RSE-V&H DC_7A_n5A BW20(LTE)+BW20(NR)



Frequency (MHz)	Result (dBm)	Factor (dB)	PK Limit (dBm)	Over Limit (dB)	Table (o)	ANT	EUT	Verdict
808.765	-59.82	4.38	-25.0	-34.82	42.00	Vertical	Horizontal	N/A
873.609	-41.09	4.79	-25.0	-16.09	136.00	Vertical	Horizontal	N/A
2497.700	-42.25	10.41	-25.0	-17.25	33.00	Vertical	Horizontal	N/A
2662.000	-38.69	9.03	-25.0	-13.69	128.00	Vertical	Horizontal	N/A
7114.750	-39.60	13.74	-25.0	-14.60	4.00	Vertical	Horizontal	Pass
12589.924	-38.51	14.13	-25.0	-13.51	308.00	Vertical	Horizontal	Pass