

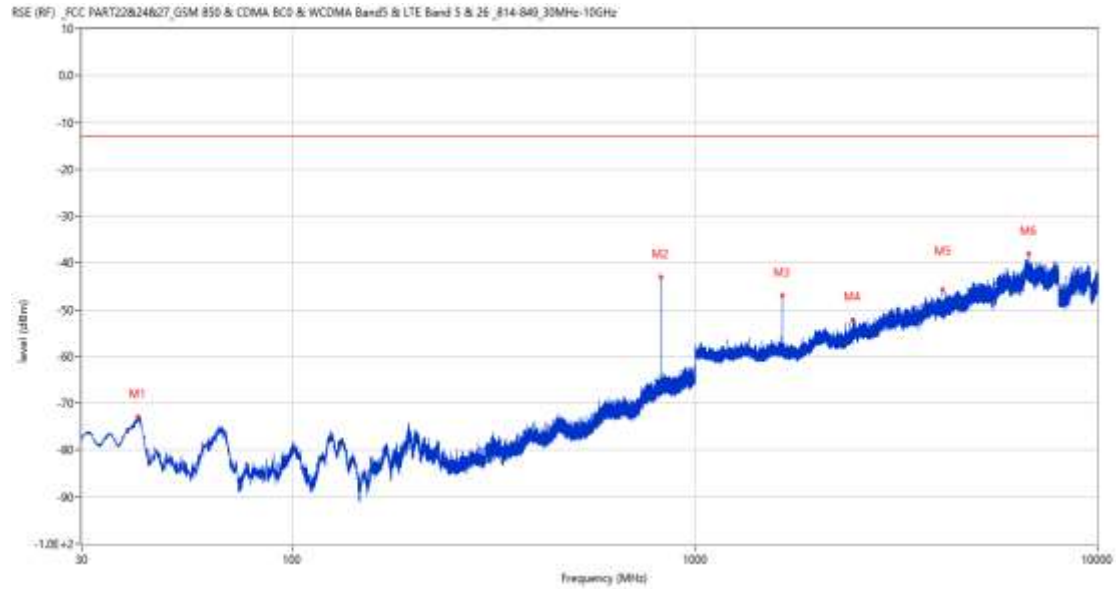
## **A.7 Field Strength of Spurious Radiation**

GSM

1 GSM 850

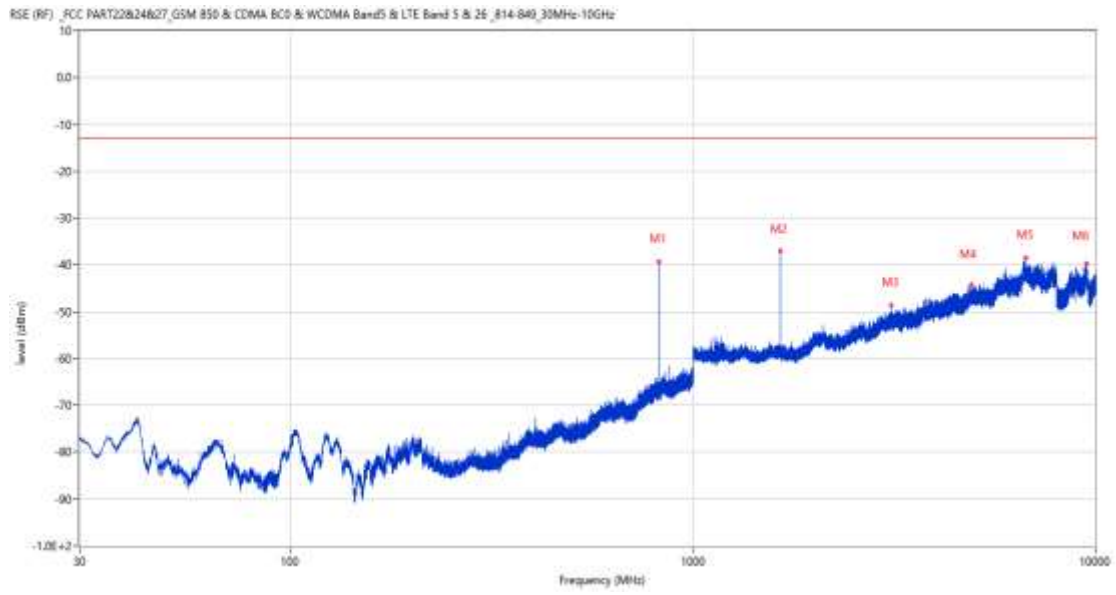
1.1 GSM 850 Low Channel

RSE-H&H GSM 850 CH128



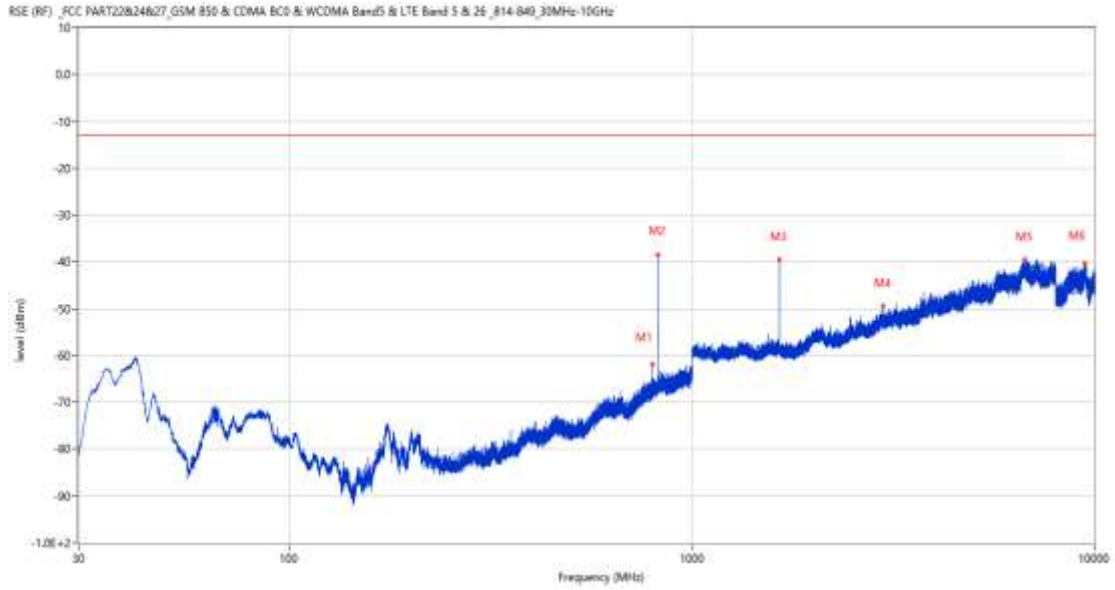
Frequency (MHz)	Result (dBm)	Factor (dB)	PK Limit (dBm)	Over Limit (dB)	Table (o)	ANT	EUT	Verdict
41.495	-72.95	-17.83	-13.0	-59.95	207.00	Horizontal	Horizontal	Pass
824.236	-42.94	4.28	-13.0	-29.94	257.00	Horizontal	Horizontal	N/A
1649.000	-46.95	-4.16	-13.0	-33.95	186.00	Horizontal	Horizontal	Pass
2473.200	-52.23	-0.33	-13.0	-39.23	237.00	Horizontal	Horizontal	Pass
4122.000	-45.65	9.00	-13.0	-32.65	314.00	Horizontal	Horizontal	Pass
6742.500	-38.11	14.91	-13.0	-25.11	349.00	Horizontal	Horizontal	Pass

RSE-H&V GSM 850 CH128



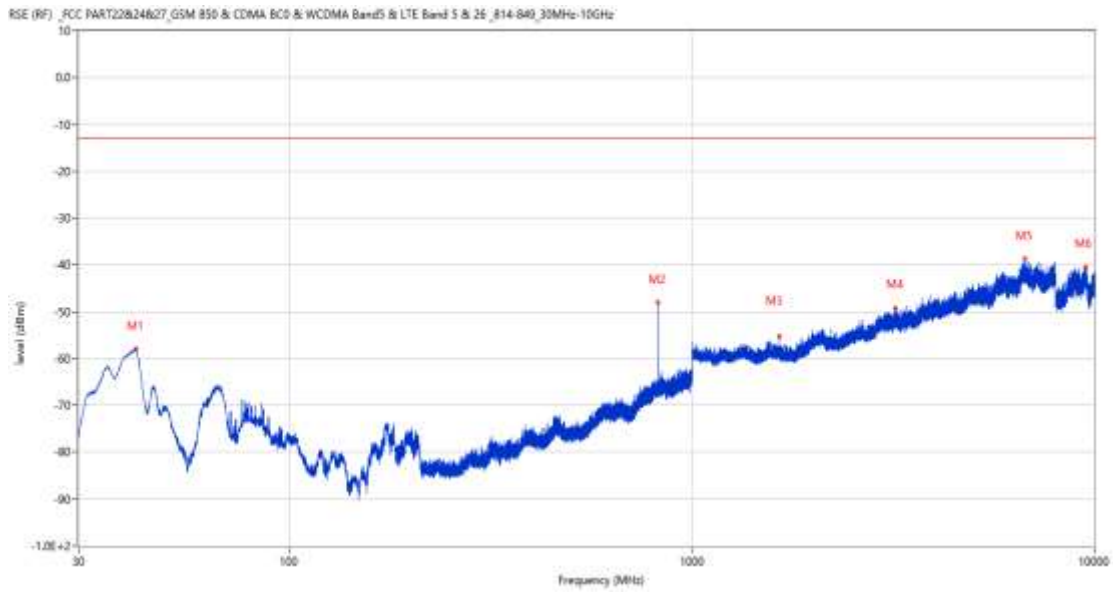
Frequency (MHz)	Result (dBm)	Factor (dB)	PK Limit (dBm)	Over Limit (dB)	Table (o)	ANT	EUT	Verdict
824.236	-39.25	4.28	-13.0	-26.25	261.00	Horizontal	Vertical	N/A
1649.300	-37.08	-4.14	-13.0	-24.08	46.00	Horizontal	Vertical	Pass
3108.000	-48.66	5.41	-13.0	-35.66	212.00	Horizontal	Vertical	Pass
4909.000	-44.20	10.64	-13.0	-31.20	360.00	Horizontal	Vertical	Pass
6705.000	-38.54	15.52	-13.0	-25.54	161.00	Horizontal	Vertical	Pass
9514.599	-39.71	13.07	-13.0	-26.71	0.00	Horizontal	Vertical	Pass

RSE-V&V GSM 850 CH128



Frequency (MHz)	Result (dBm)	Factor (dB)	PK Limit (dBm)	Over Limit (dB)	Table (o)	ANT	EUT	Verdict
798.143	-61.89	3.10	-13.0	-48.89	332.00	Vertical	Vertical	Pass
824.188	-38.51	4.28	-13.0	-25.51	321.00	Vertical	Vertical	N/A
1649.100	-39.59	-4.16	-13.0	-26.59	285.00	Vertical	Vertical	Pass
2980.400	-49.42	4.24	-13.0	-36.42	97.00	Vertical	Vertical	Pass
6715.750	-39.57	15.69	-13.0	-26.57	6.00	Vertical	Vertical	Pass
9452.401	-40.37	14.15	-13.0	-27.37	360.00	Vertical	Vertical	Pass

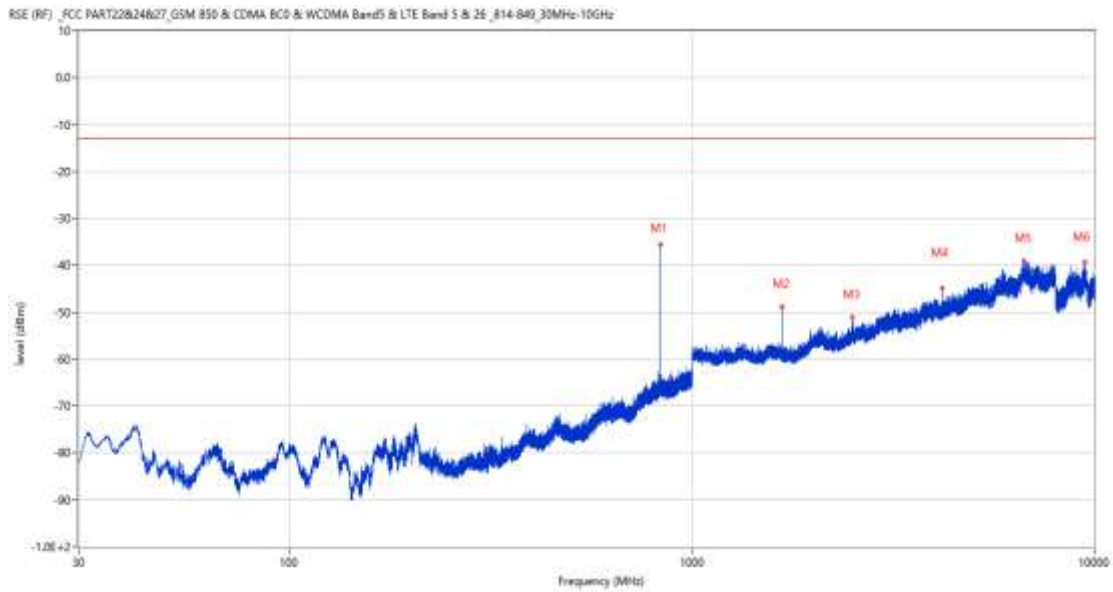
RSE-V&H GSM 850 CH128



Frequency (MHz)	Result (dBm)	Factor (dB)	PK Limit (dBm)	Over Limit (dB)	Table (o)	ANT	EUT	Verdict
41.543	-58.04	-17.82	-13.0	-45.04	2.00	Vertical	Horizontal	Pass
824.236	-48.04	4.28	-13.0	-35.04	209.00	Vertical	Horizontal	N/A
1649.600	-55.35	-4.11	-13.0	-42.35	1.00	Vertical	Horizontal	Pass
3200.250	-49.23	6.09	-13.0	-36.23	1.00	Vertical	Horizontal	Pass
6719.250	-38.63	15.66	-13.0	-25.63	232.00	Vertical	Horizontal	Pass
9494.300	-40.49	12.84	-13.0	-27.49	290.00	Vertical	Horizontal	Pass

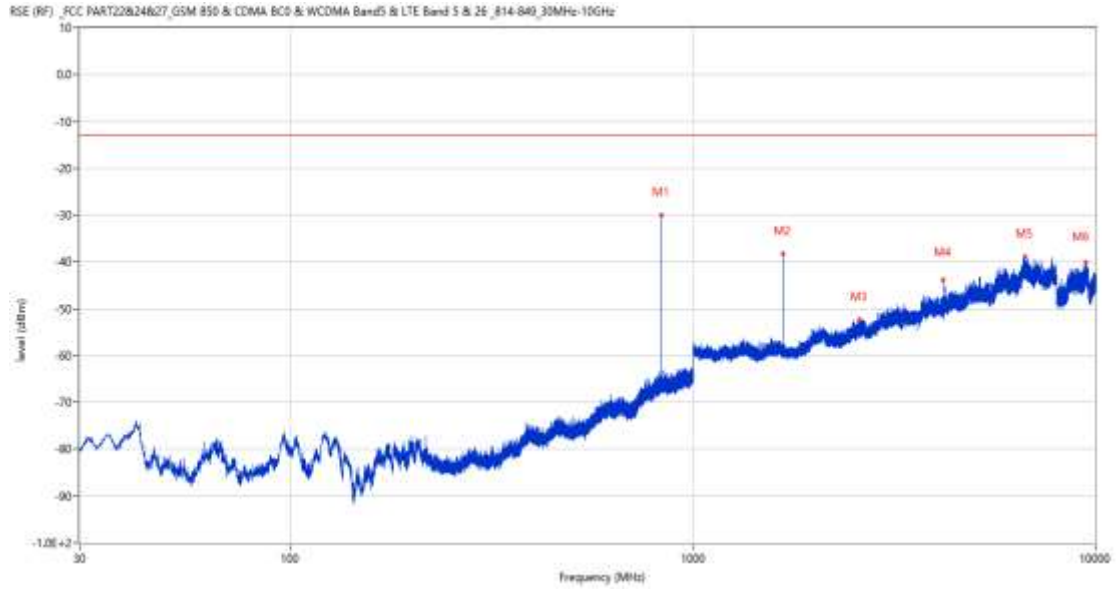
## 1.2 GSM 850 Middle Channel

### RSE-H&H GSM 850 CH190



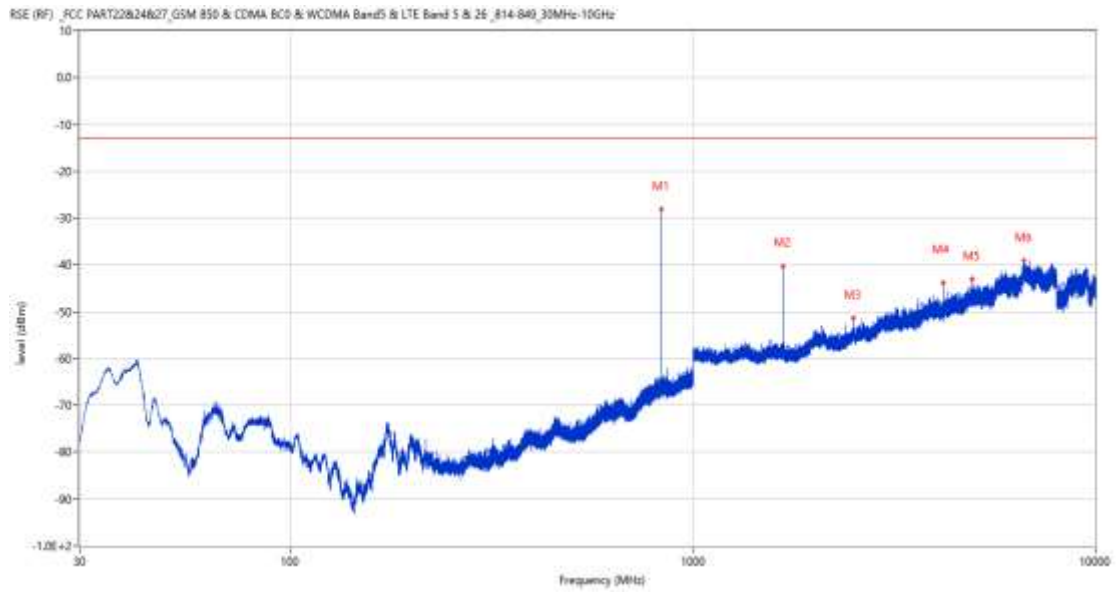
Frequency (MHz)	Result (dBm)	Factor (dB)	PK Limit (dBm)	Over Limit (dB)	Table (o)	ANT	EUT	Verdict
836.555	-35.57	4.77	-13.0	-22.57	262.00	Horizontal	Horizontal	N/A
1673.900	-48.94	-4.50	-13.0	-35.94	166.00	Horizontal	Horizontal	Pass
2510.100	-51.20	0.52	-13.0	-38.20	311.00	Horizontal	Horizontal	Pass
4183.500	-44.97	8.81	-13.0	-31.97	42.00	Horizontal	Horizontal	Pass
6697.250	-39.01	15.22	-13.0	-26.01	351.00	Horizontal	Horizontal	Pass
9452.701	-39.37	14.14	-13.0	-26.37	0.00	Horizontal	Horizontal	Pass

RSE-H&V GSM 850 CH190



Frequency (MHz)	Result (dBm)	Factor (dB)	PK Limit (dBm)	Over Limit (dB)	Table (o)	ANT	EUT	Verdict
836.652	-29.92	4.78	-13.0	-16.92	249.00	Horizontal	Vertical	N/A
1674.000	-38.36	-4.51	-13.0	-25.36	199.00	Horizontal	Vertical	Pass
2600.800	-52.45	0.71	-13.0	-39.45	0.00	Horizontal	Vertical	Pass
4183.750	-43.77	8.80	-13.0	-30.77	333.00	Horizontal	Vertical	Pass
6668.500	-38.83	14.63	-13.0	-25.83	95.00	Horizontal	Vertical	Pass
9447.400	-40.21	14.18	-13.0	-27.21	2.00	Horizontal	Vertical	Pass

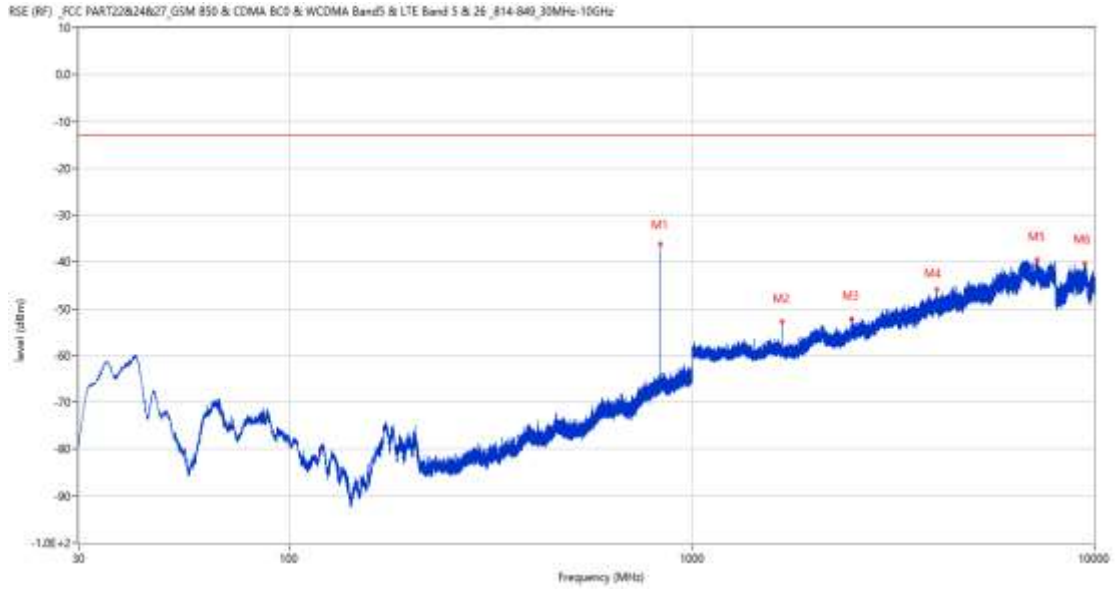
RSE-V&V GSM 850 CH190



Frequency (MHz)	Result (dBm)	Factor (dB)	PK Limit (dBm)	Over Limit (dB)	Table (o)	ANT	EUT	Verdict
836.652	-28.17	4.78	-13.0	-15.17	332.00	Vertical	Vertical	N/A
1673.700	-40.44	-4.48	-13.0	-27.44	290.00	Vertical	Vertical	Pass
2510.300	-51.27	0.55	-13.0	-38.27	240.00	Vertical	Vertical	Pass
4183.250	-43.95	8.82	-13.0	-30.95	164.00	Vertical	Vertical	Pass
4953.750	-43.01	10.32	-13.0	-30.01	97.00	Vertical	Vertical	Pass
6664.250	-39.12	14.69	-13.0	-26.12	349.00	Vertical	Vertical	Pass



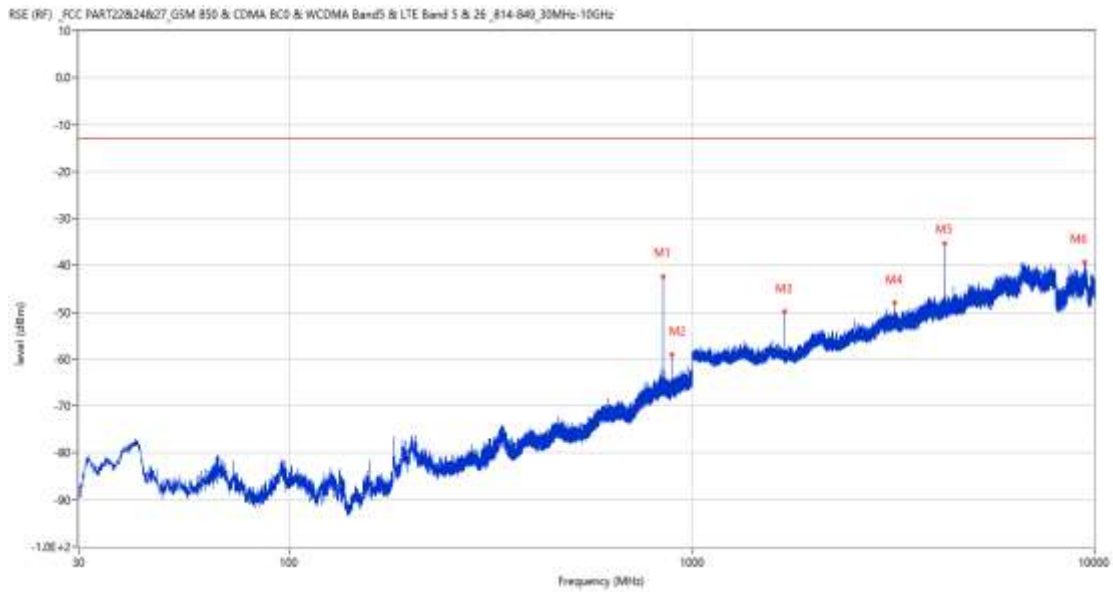
RSE-V&H GSM 850 CH190



Frequency (MHz)	Result (dBm)	Factor (dB)	PK Limit (dBm)	Over Limit (dB)	Table (o)	ANT	EUT	Verdict
836.652	-36.14	4.78	-13.0	-23.14	303.00	Vertical	Horizontal	N/A
1673.600	-52.85	-4.46	-13.0	-39.85	279.00	Vertical	Horizontal	Pass
2498.600	-52.23	0.64	-13.0	-39.23	141.00	Vertical	Horizontal	Pass
4063.000	-46.03	9.23	-13.0	-33.03	332.00	Vertical	Horizontal	Pass
7193.250	-39.58	14.73	-13.0	-26.58	3.00	Vertical	Horizontal	Pass
9442.400	-40.43	14.10	-13.0	-27.43	228.00	Vertical	Horizontal	Pass

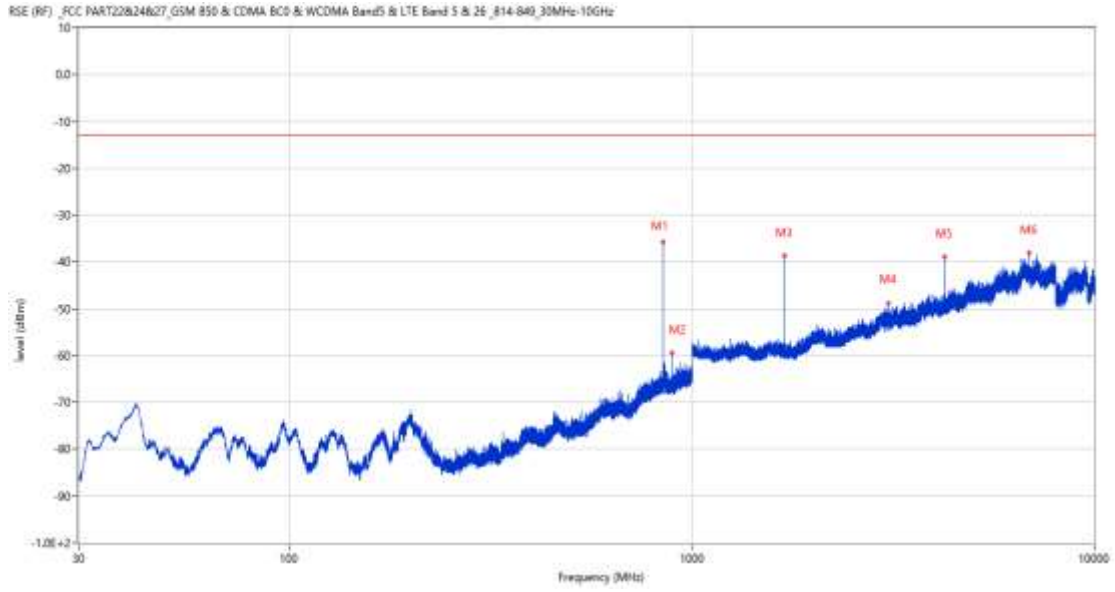
### 1.3 GSM 850 High Channel

#### RSE-H&H GSM 850 CH251



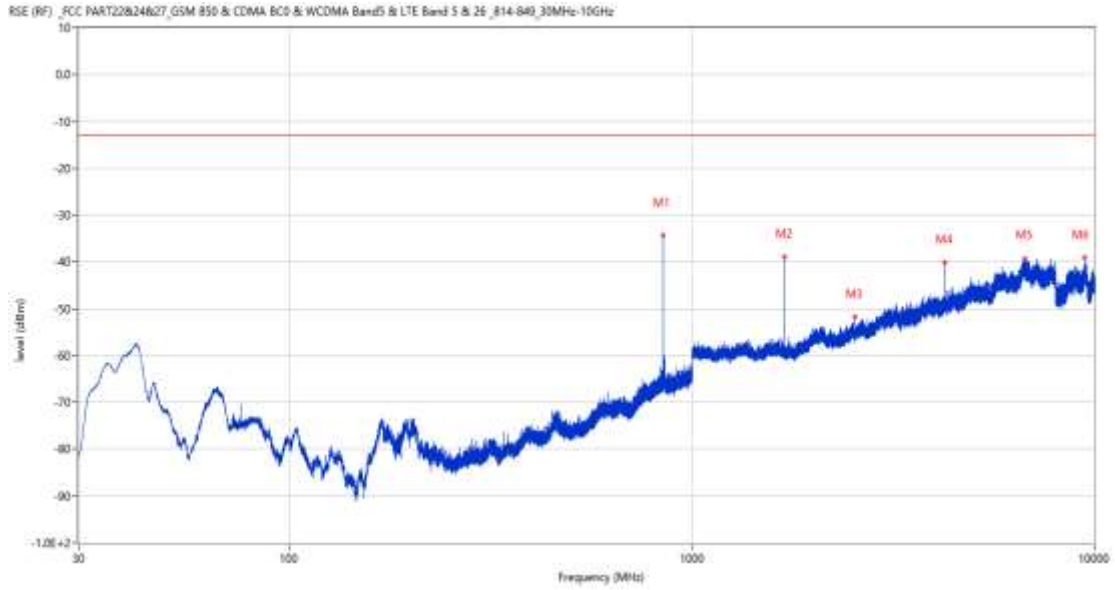
Frequency (MHz)	Result (dBm)	Factor (dB)	PK Limit (dBm)	Over Limit (dB)	Table (o)	ANT	EUT	Verdict
848.874	-42.32	4.87	-13.0	-29.32	274.00	Horizontal	Horizontal	N/A
893.833	-59.04	4.56	-13.0	-46.04	191.00	Horizontal	Horizontal	Pass
1698.000	-49.95	-4.48	-13.0	-36.95	223.00	Horizontal	Horizontal	Pass
3196.500	-48.06	6.35	-13.0	-35.06	111.00	Horizontal	Horizontal	Pass
4244.750	-35.29	8.98	-13.0	-22.29	266.00	Horizontal	Horizontal	Pass
9443.599	-39.39	14.12	-13.0	-26.39	156.00	Horizontal	Horizontal	Pass

RSE-H&V GSM 850 CH251



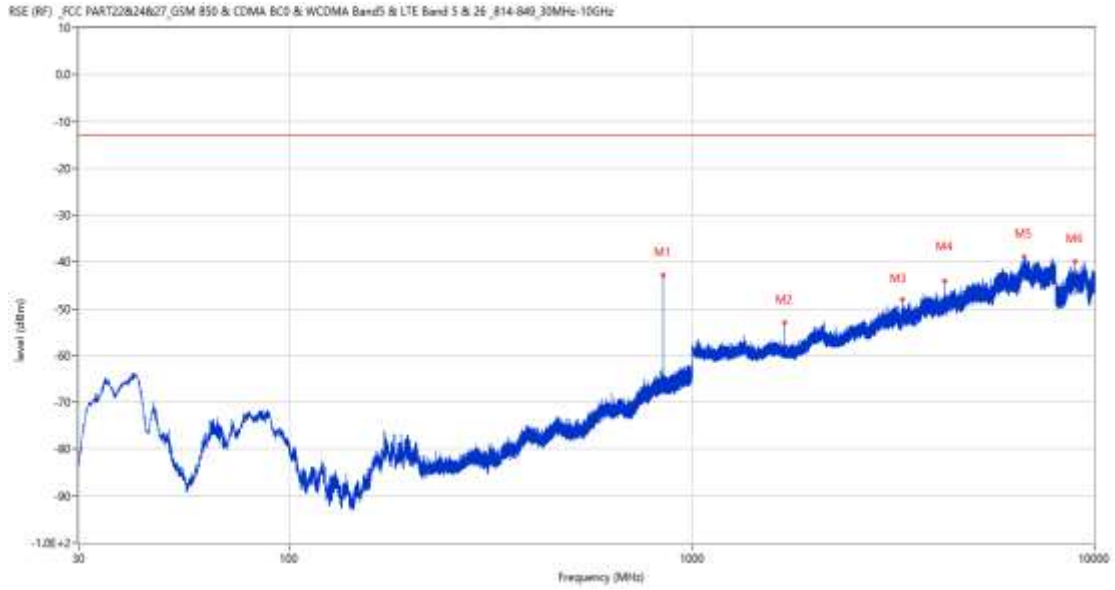
Frequency (MHz)	Result (dBm)	Factor (dB)	PK Limit (dBm)	Over Limit (dB)	Table (o)	ANT	EUT	Verdict
848.777	-35.86	4.87	-13.0	-22.86	243.00	Horizontal	Vertical	N/A
893.882	-59.48	4.55	-13.0	-46.48	192.00	Horizontal	Vertical	Pass
1698.200	-38.75	-4.47	-13.0	-25.75	39.00	Horizontal	Vertical	Pass
3082.750	-48.80	5.42	-13.0	-35.80	283.00	Horizontal	Vertical	Pass
4244.750	-38.79	8.98	-13.0	-25.79	3.00	Horizontal	Vertical	Pass
6878.000	-38.10	14.15	-13.0	-25.10	249.00	Horizontal	Vertical	Pass

RSE-V&V GSM 850 CH251



Frequency (MHz)	Result (dBm)	Factor (dB)	PK Limit (dBm)	Over Limit (dB)	Table (o)	ANT	EUT	Verdict
848.874	-34.38	4.87	-13.0	-21.38	331.00	Vertical	Vertical	N/A
1698.400	-38.83	-4.46	-13.0	-25.83	290.00	Vertical	Vertical	Pass
2547.300	-51.73	0.30	-13.0	-38.73	253.00	Vertical	Vertical	Pass
4245.000	-40.12	9.02	-13.0	-27.12	182.00	Vertical	Vertical	Pass
6707.000	-39.25	15.62	-13.0	-26.25	249.00	Vertical	Vertical	Pass
9480.401	-39.04	13.27	-13.0	-26.04	155.00	Vertical	Vertical	Pass

RSE-V&H GSM 850 CH251



Frequency (MHz)	Result (dBm)	Factor (dB)	PK Limit (dBm)	Over Limit (dB)	Table (o)	ANT	EUT	Verdict
848.777	-42.88	4.87	-13.0	-29.88	297.00	Vertical	Horizontal	N/A
1698.300	-52.96	-4.47	-13.0	-39.96	273.00	Vertical	Horizontal	Pass
3339.250	-48.04	5.91	-13.0	-35.04	229.00	Vertical	Horizontal	Pass
4244.500	-44.02	8.92	-13.0	-31.02	298.00	Vertical	Horizontal	Pass
6668.250	-38.90	14.62	-13.0	-25.90	211.00	Vertical	Horizontal	Pass
8958.099	-39.99	13.56	-13.0	-26.99	0.00	Vertical	Horizontal	Pass

2 GSM 1900

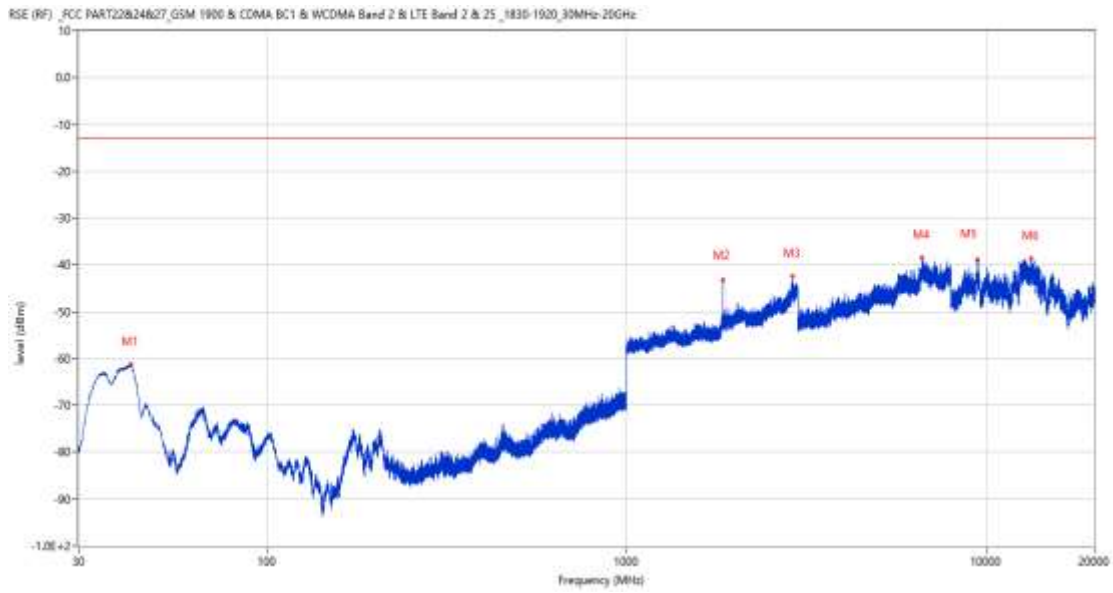
2.1 GSM 1900 Low Channel

RSE-H&H GSM 1900 CH512



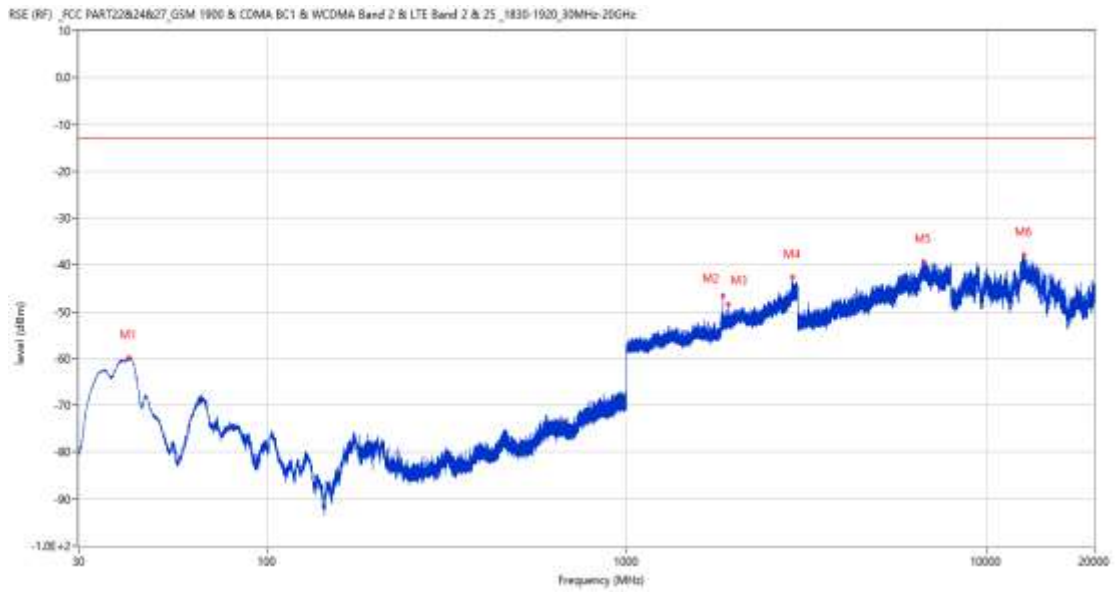
Frequency (MHz)	Result (dBm)	Factor (dB)	PK Limit (dBm)	Over Limit (dB)	Table (o)	ANT	EUT	Verdict
41.495	-60.95	-18.59	-13.0	-47.95	275.00	Horizontal	Horizontal	Pass
1850.900	-45.88	2.44	-13.0	-32.88	184.00	Horizontal	Horizontal	N/A
2013.900	-48.12	3.84	-13.0	-35.12	233.00	Horizontal	Horizontal	Pass
2882.900	-42.16	10.77	-13.0	-29.16	201.00	Horizontal	Horizontal	Pass
6691.000	-38.48	14.82	-13.0	-25.48	215.00	Horizontal	Horizontal	Pass
12566.175	-38.61	14.82	-13.0	-25.61	360.00	Horizontal	Horizontal	Pass

RSE-H&V GSM 1900 CH512



Frequency (MHz)	Result (dBm)	Factor (dB)	PK Limit (dBm)	Over Limit (dB)	Table (o)	ANT	EUT	Verdict
41.737	-61.33	-18.54	-13.0	-48.33	106.00	Horizontal	Vertical	Pass
1851.000	-43.26	2.45	-13.0	-30.26	177.00	Horizontal	Vertical	N/A
2889.800	-42.51	11.98	-13.0	-29.51	309.00	Horizontal	Vertical	Pass
6646.750	-38.44	15.26	-13.0	-25.44	264.00	Horizontal	Vertical	Pass
9454.925	-38.94	14.07	-13.0	-25.94	182.00	Horizontal	Vertical	Pass
13344.137	-38.72	16.02	-13.0	-25.72	261.00	Horizontal	Vertical	Pass

RSE-V&V GSM 1900 CH512



Frequency (MHz)	Result (dBm)	Factor (dB)	PK Limit (dBm)	Over Limit (dB)	Table (o)	ANT	EUT	Verdict
41.252	-59.74	-18.64	-13.0	-46.74	214.00	Vertical	Vertical	Pass
1850.800	-46.61	2.44	-13.0	-33.61	61.00	Vertical	Vertical	N/A
1915.200	-48.38	3.18	-13.0	-35.38	313.00	Vertical	Vertical	Pass
2890.300	-42.68	12.05	-13.0	-29.68	305.00	Vertical	Vertical	Pass
6691.000	-39.38	14.82	-13.0	-26.38	223.00	Vertical	Vertical	Pass
12709.625	-37.89	16.44	-13.0	-24.89	109.00	Vertical	Vertical	Pass



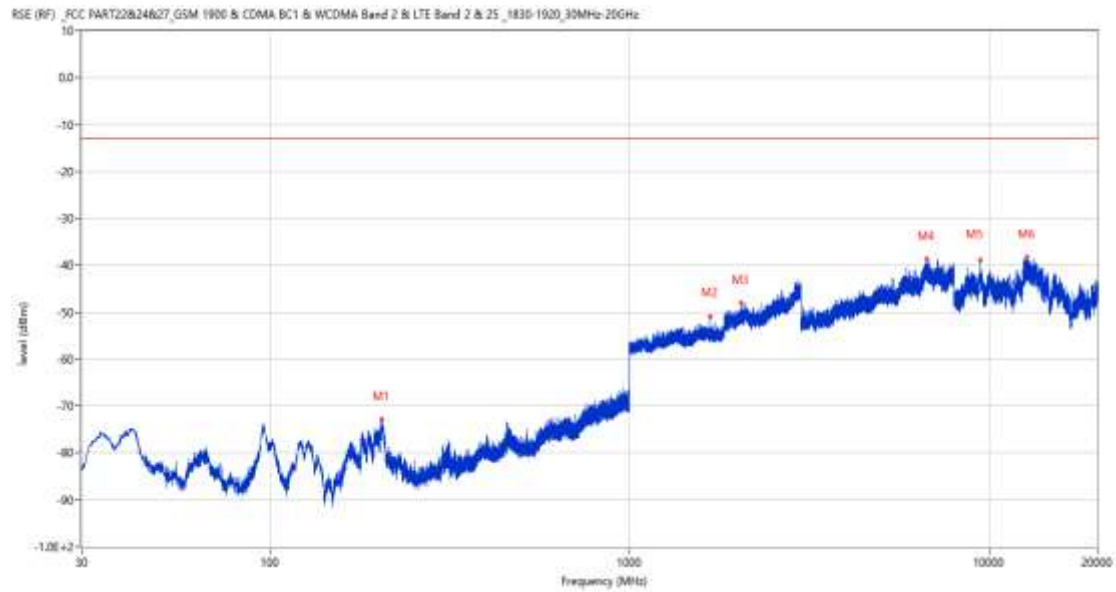
RSE-V&H GSM 1900 CH512



Frequency (MHz)	Result (dBm)	Factor (dB)	PK Limit (dBm)	Over Limit (dB)	Table (o)	ANT	EUT	Verdict
204.503	-72.91	-15.41	-13.0	-59.91	118.00	Vertical	Horizontal	Pass
1851.200	-49.34	2.45	-13.0	-36.34	285.00	Vertical	Horizontal	N/A
2890.900	-42.92	12.06	-13.0	-29.92	351.00	Vertical	Horizontal	Pass
6675.750	-39.35	14.57	-13.0	-26.35	280.00	Vertical	Horizontal	Pass
9451.837	-39.28	14.16	-13.0	-26.28	70.00	Vertical	Horizontal	Pass
12903.700	-38.24	16.66	-13.0	-25.24	1.00	Vertical	Horizontal	Pass

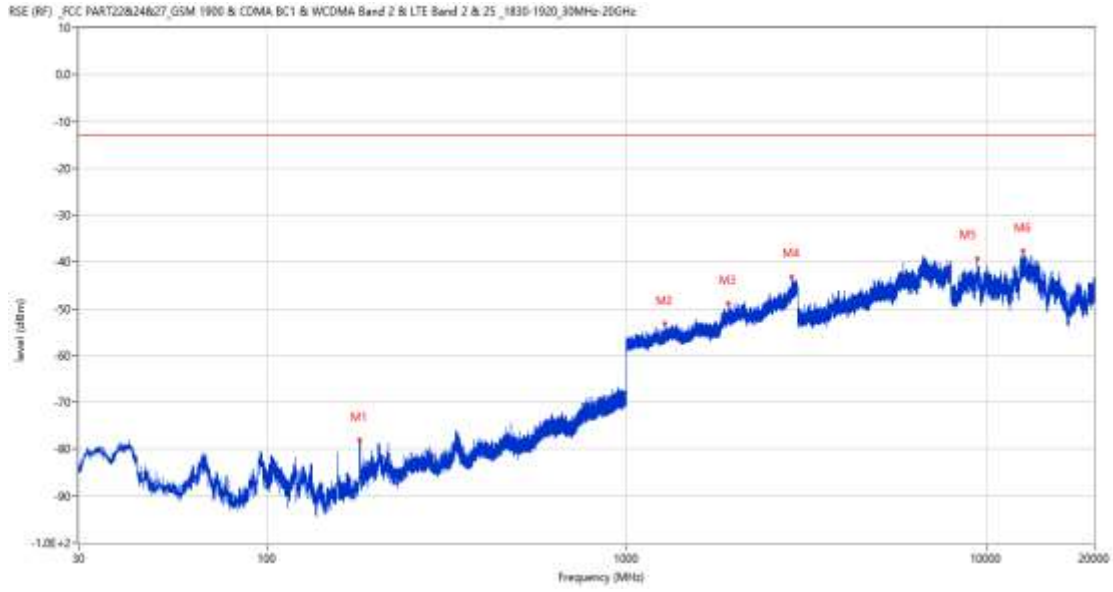
## 2.2 GSM 1900 Middle Channel

RSE-H&H GSM 1900 CH661



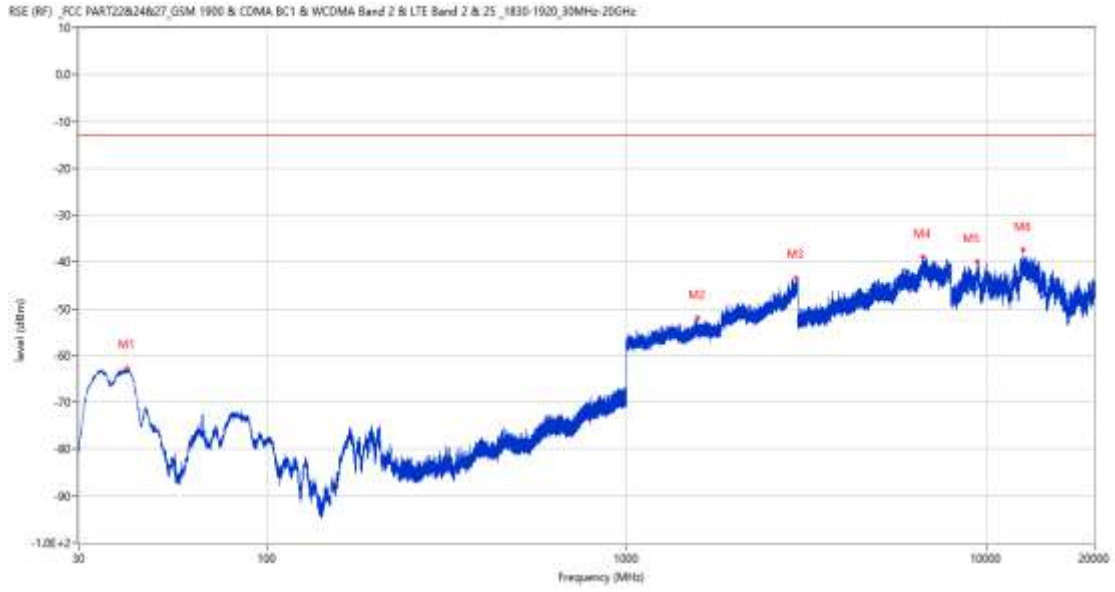
Frequency (MHz)	Result (dBm)	Factor (dB)	PK Limit (dBm)	Over Limit (dB)	Table (o)	ANT	EUT	Verdict
205.376	-72.94	-16.14	-13.0	-59.94	124.00	Horizontal	Horizontal	Pass
1677.000	-50.93	0.02	-13.0	-37.93	326.00	Horizontal	Horizontal	Pass
2041.100	-47.99	3.72	-13.0	-34.99	252.00	Horizontal	Horizontal	Pass
6708.000	-38.72	15.71	-13.0	-25.72	0.00	Horizontal	Horizontal	Pass
9449.938	-38.80	14.22	-13.0	-25.80	312.00	Horizontal	Horizontal	Pass
12757.613	-38.29	15.97	-13.0	-25.29	22.00	Horizontal	Horizontal	Pass

RSE-H&V GSM 1900 CH661



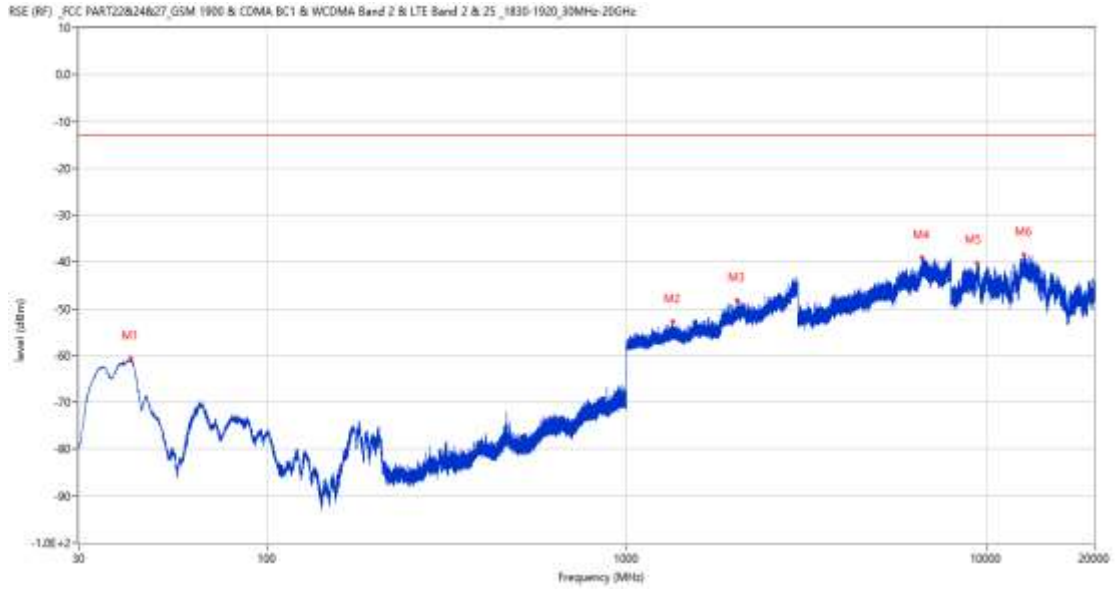
Frequency (MHz)	Result (dBm)	Factor (dB)	PK Limit (dBm)	Over Limit (dB)	Table (o)	ANT	EUT	Verdict
181.514	-78.07	-17.75	-13.0	-65.07	305.00	Horizontal	Vertical	Pass
1282.300	-53.26	-0.96	-13.0	-40.26	220.00	Horizontal	Vertical	Pass
1915.600	-48.73	3.18	-13.0	-35.73	294.00	Horizontal	Vertical	Pass
2881.600	-43.15	10.52	-13.0	-30.15	253.00	Horizontal	Vertical	Pass
9458.962	-39.31	13.94	-13.0	-26.31	27.00	Horizontal	Vertical	Pass
12673.762	-37.74	16.08	-13.0	-24.74	162.00	Horizontal	Vertical	Pass

RSE-V&V GSM 1900 CH661



Frequency (MHz)	Result (dBm)	Factor (dB)	PK Limit (dBm)	Over Limit (dB)	Table (o)	ANT	EUT	Verdict
40.864	-62.67	-18.80	-13.0	-49.67	285.00	Vertical	Vertical	Pass
1574.100	-51.97	0.23	-13.0	-38.97	26.00	Vertical	Vertical	Pass
2969.400	-43.52	11.75	-13.0	-30.52	308.00	Vertical	Vertical	Pass
6662.750	-38.92	14.74	-13.0	-25.92	301.00	Vertical	Vertical	Pass
9461.100	-40.02	13.87	-13.0	-27.02	174.00	Vertical	Vertical	Pass
12684.687	-37.51	16.27	-13.0	-24.51	332.00	Vertical	Vertical	Pass

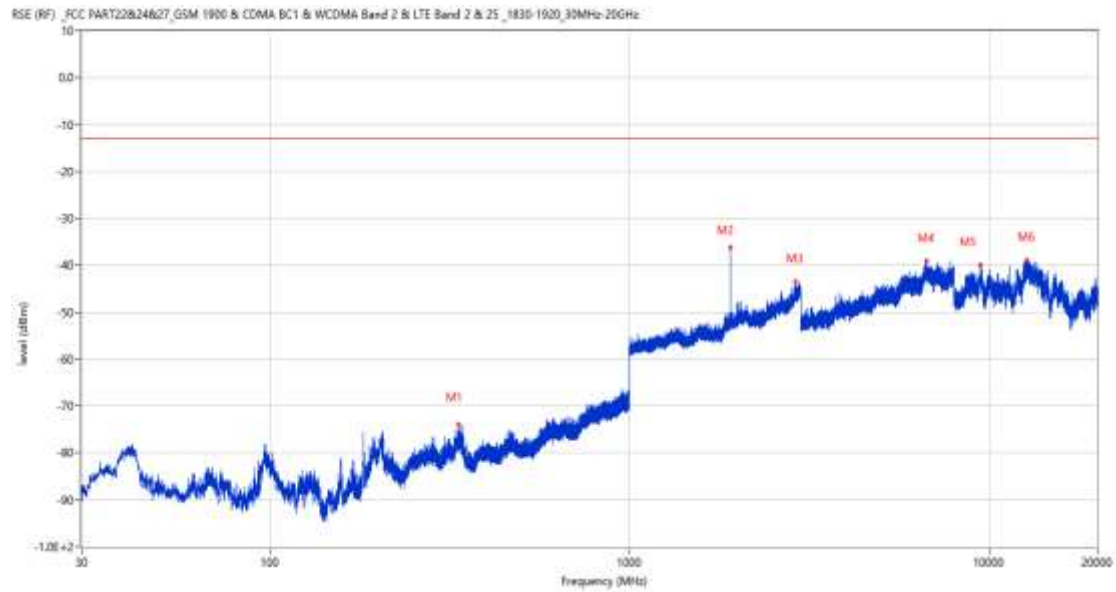
RSE-V&H GSM 1900 CH661



Frequency (MHz)	Result (dBm)	Factor (dB)	PK Limit (dBm)	Over Limit (dB)	Table (o)	ANT	EUT	Verdict
41.834	-60.66	-18.52	-13.0	-47.66	0.00	Vertical	Horizontal	Pass
1344.600	-52.83	-0.15	-13.0	-39.83	194.00	Vertical	Horizontal	Pass
2035.800	-48.29	3.62	-13.0	-35.29	342.00	Vertical	Horizontal	Pass
6636.000	-39.01	14.82	-13.0	-26.01	221.00	Vertical	Horizontal	Pass
9448.275	-40.41	14.19	-13.0	-27.41	184.00	Vertical	Horizontal	Pass
12709.151	-38.46	16.44	-13.0	-25.46	49.00	Vertical	Horizontal	Pass

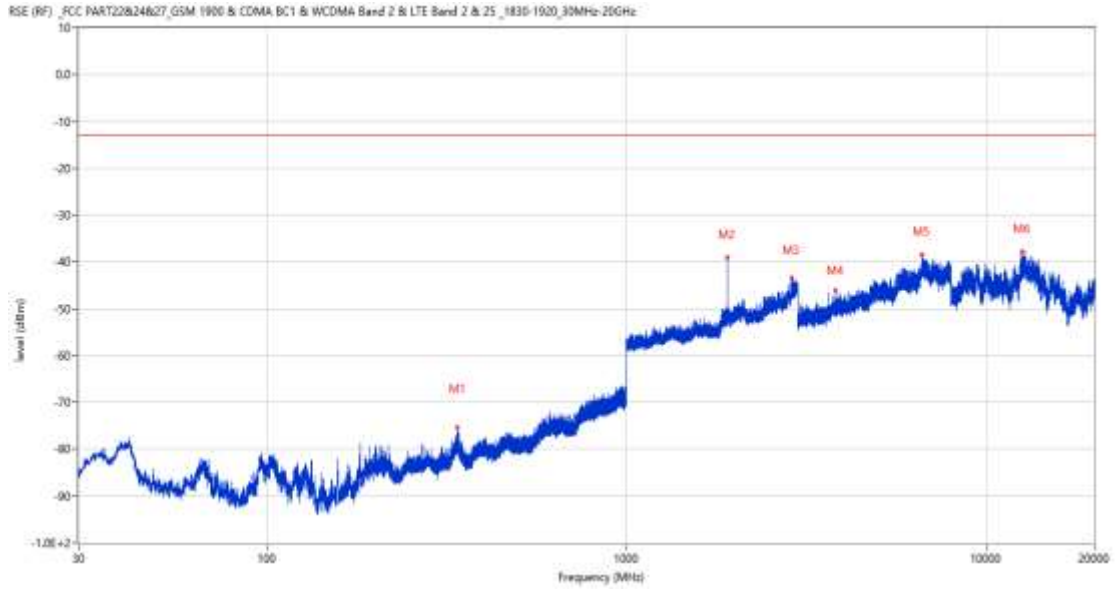
## 2.3 GSM 1900 High Channel

### RSE-H&H GSM 1900 CH810



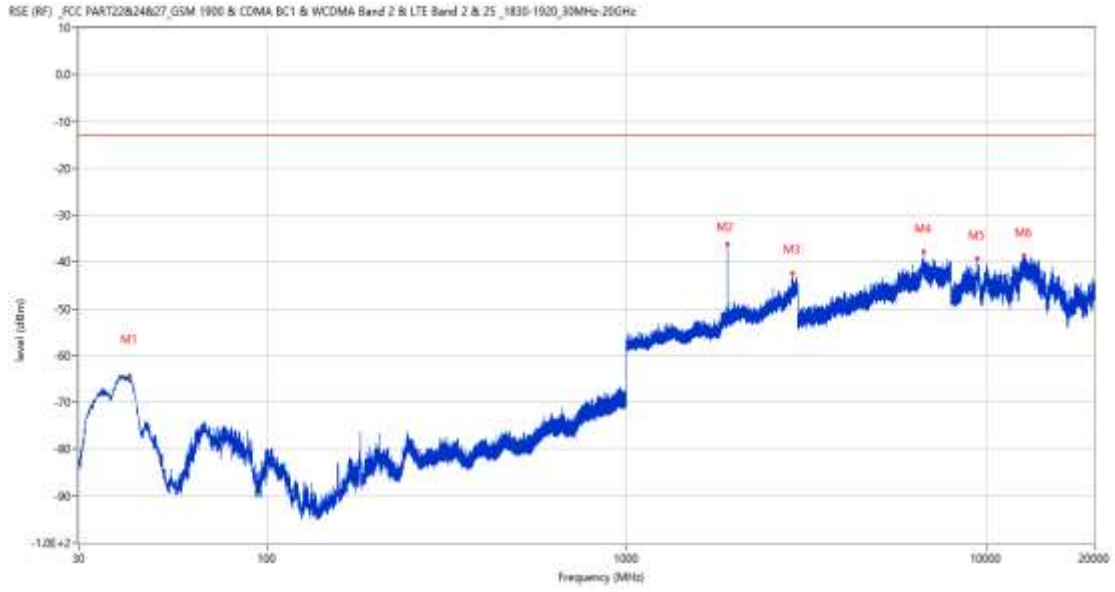
Frequency (MHz)	Result (dBm)	Factor (dB)	PK Limit (dBm)	Over Limit (dB)	Table (o)	ANT	EUT	Verdict
334.434	-73.86	-13.89	-13.0	-60.86	295.00	Horizontal	Horizontal	Pass
1910.400	-36.29	3.14	-13.0	-23.29	286.00	Horizontal	Horizontal	N/A
2890.100	-43.48	12.05	-13.0	-30.48	61.00	Horizontal	Horizontal	Pass
6703.750	-39.04	15.51	-13.0	-26.04	145.00	Horizontal	Horizontal	Pass
9459.912	-40.00	13.91	-13.0	-27.00	3.00	Horizontal	Horizontal	Pass
12728.388	-38.93	16.23	-13.0	-25.93	360.00	Horizontal	Horizontal	Pass

RSE-H&V GSM 1900 CH810



Frequency (MHz)	Result (dBm)	Factor (dB)	PK Limit (dBm)	Over Limit (dB)	Table (o)	ANT	EUT	Verdict
337.635	-75.43	-13.41	-13.0	-62.43	242.00	Horizontal	Vertical	Pass
1910.600	-39.20	3.14	-13.0	-26.20	216.00	Horizontal	Vertical	N/A
2884.700	-43.42	11.00	-13.0	-30.42	93.00	Horizontal	Vertical	Pass
3820.250	-46.10	7.60	-13.0	-33.10	63.00	Horizontal	Vertical	Pass
6633.500	-38.43	14.92	-13.0	-25.43	192.00	Horizontal	Vertical	Pass
12566.651	-37.89	14.83	-13.0	-24.89	15.00	Horizontal	Vertical	Pass

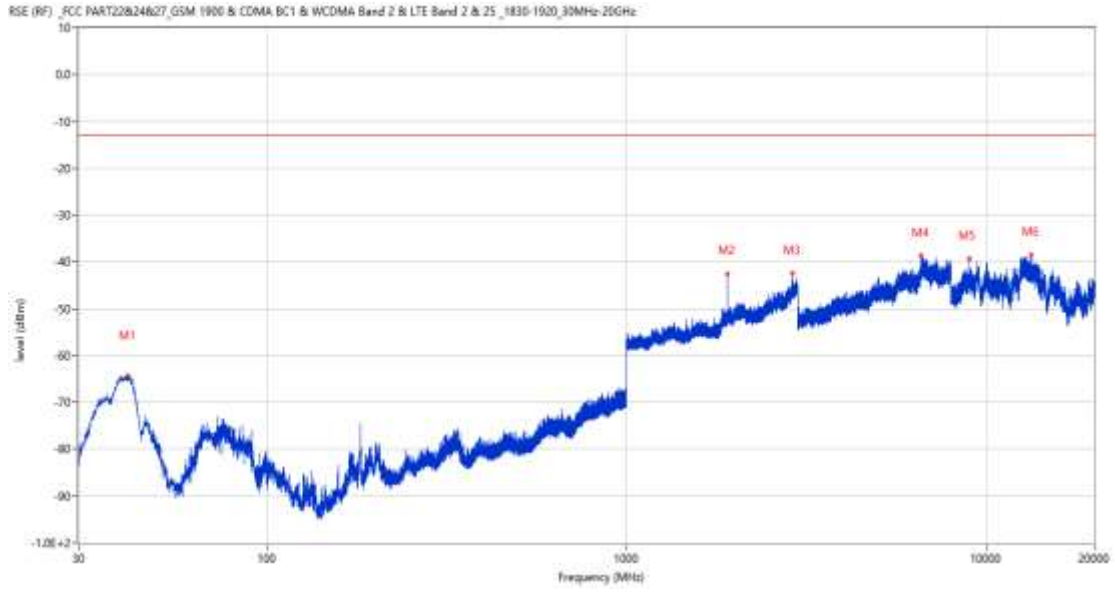
RSE-V&V GSM 1900 CH810



Frequency (MHz)	Result (dBm)	Factor (dB)	PK Limit (dBm)	Over Limit (dB)	Table (o)	ANT	EUT	Verdict
41.495	-64.45	-18.59	-13.0	-51.45	156.00	Vertical	Vertical	Pass
1910.600	-36.25	3.14	-13.0	-23.25	342.00	Vertical	Vertical	N/A
2891.700	-42.51	12.07	-13.0	-29.51	4.00	Vertical	Vertical	Pass
6712.750	-37.89	15.67	-13.0	-24.89	330.00	Vertical	Vertical	Pass
9449.700	-39.24	14.22	-13.0	-26.24	182.00	Vertical	Vertical	Pass
12708.200	-38.66	16.45	-13.0	-25.66	159.00	Vertical	Vertical	Pass



RSE-V&H GSM 1900 CH810



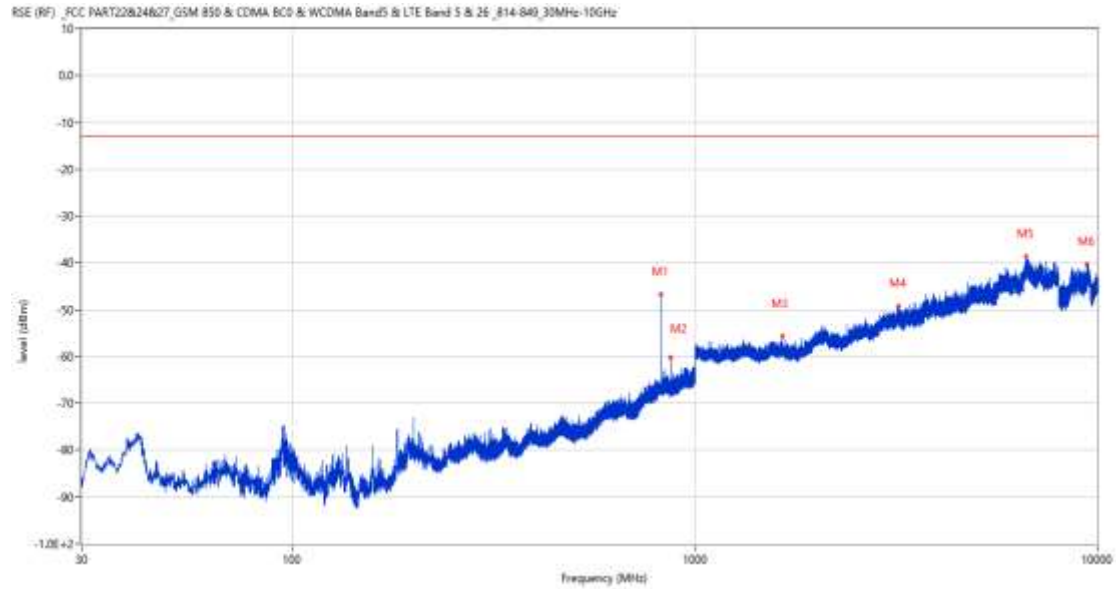
Frequency (MHz)	Result (dBm)	Factor (dB)	PK Limit (dBm)	Over Limit (dB)	Table (o)	ANT	EUT	Verdict
41.106	-64.47	-18.67	-13.0	-51.47	143.00	Vertical	Horizontal	Pass
1910.500	-42.71	3.14	-13.0	-29.71	253.00	Vertical	Horizontal	N/A
2889.400	-42.41	11.89	-13.0	-29.41	177.00	Vertical	Horizontal	Pass
6577.250	-38.77	14.30	-13.0	-25.77	323.00	Vertical	Horizontal	Pass
8986.812	-39.24	13.58	-13.0	-26.24	131.00	Vertical	Horizontal	Pass
13345.950	-38.53	16.07	-13.0	-25.53	90.00	Vertical	Horizontal	Pass

EGPRS

3 EGPRS 850

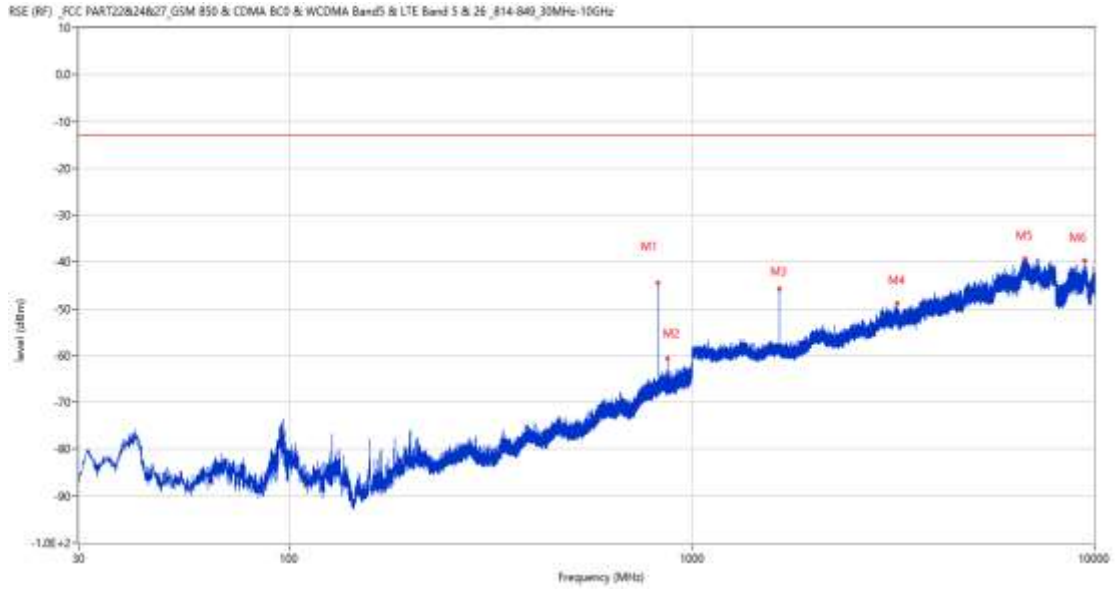
3.1 EGPRS 850 Low Channel

RSE-H&H EGPRS 850 CH128



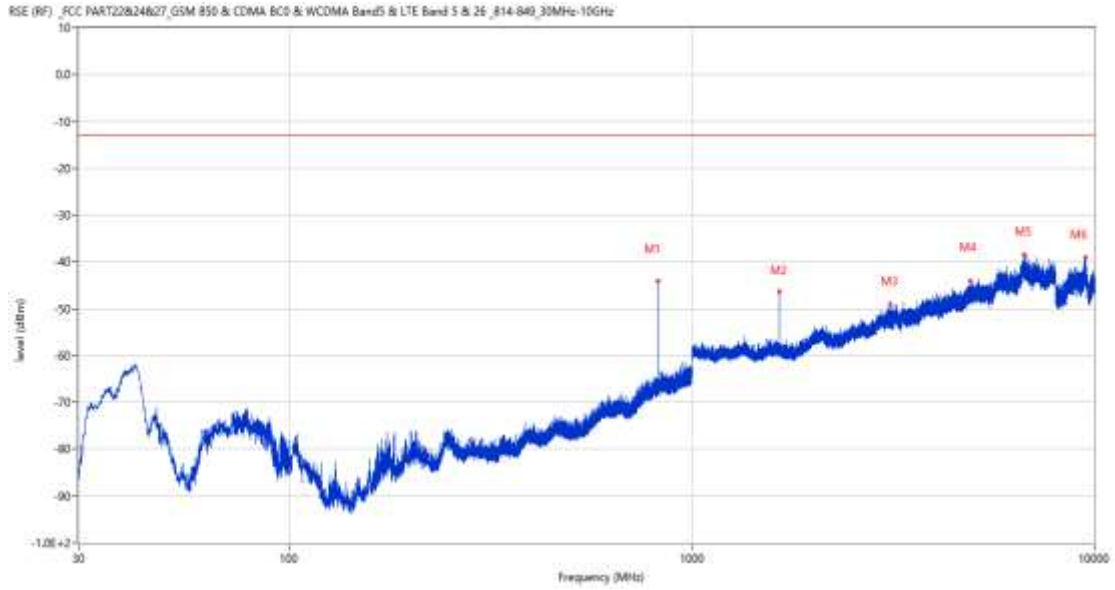
Frequency (MHz)	Result (dBm)	Factor (dB)	PK Limit (dBm)	Over Limit (dB)	Table (o)	ANT	EUT	Verdict
824.236	-46.79	4.28	-13.0	-33.79	259.00	Horizontal	Horizontal	N/A
869.147	-60.17	4.19	-13.0	-47.17	190.00	Horizontal	Horizontal	Pass
1650.000	-55.63	-4.07	-13.0	-42.63	251.00	Horizontal	Horizontal	Pass
3209.500	-49.35	5.89	-13.0	-36.35	314.00	Horizontal	Horizontal	Pass
6645.500	-38.71	15.17	-13.0	-25.71	229.00	Horizontal	Horizontal	Pass
9434.401	-40.39	13.98	-13.0	-27.39	2.00	Horizontal	Horizontal	Pass

RSE-H&V EGPRS 850 CH128



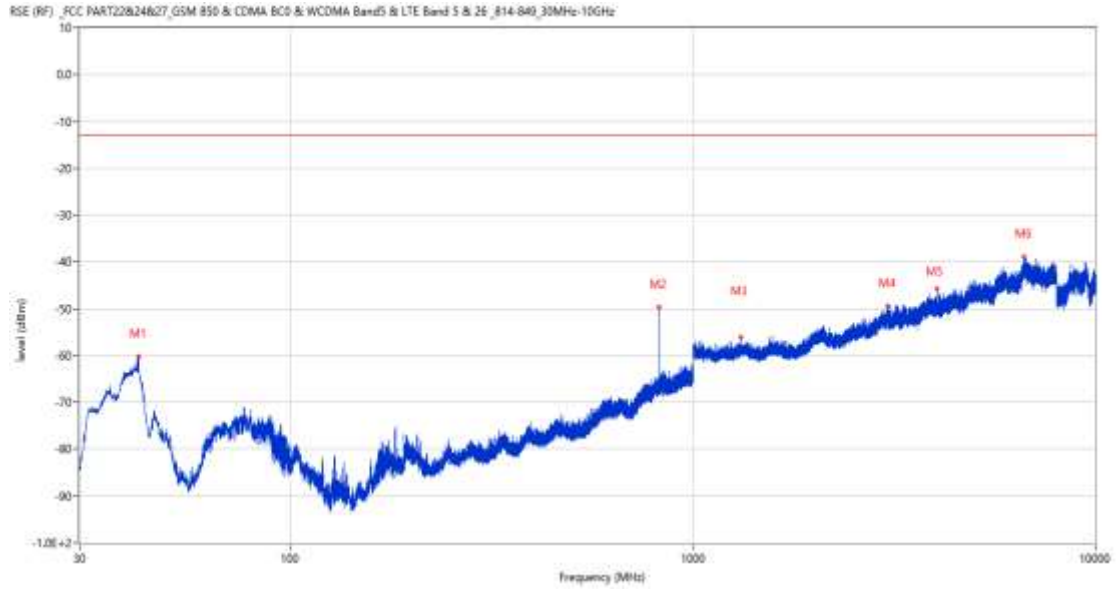
Frequency (MHz)	Result (dBm)	Factor (dB)	PK Limit (dBm)	Over Limit (dB)	Table (o)	ANT	EUT	Verdict
824.236	-44.45	4.28	-13.0	-31.45	262.00	Horizontal	Vertical	N/A
869.196	-60.64	4.19	-13.0	-47.64	200.00	Horizontal	Vertical	Pass
1649.300	-45.75	-4.14	-13.0	-32.75	193.00	Horizontal	Vertical	Pass
3240.500	-48.80	6.12	-13.0	-35.80	316.00	Horizontal	Vertical	Pass
6703.000	-39.23	15.54	-13.0	-26.23	61.00	Horizontal	Vertical	Pass
9445.100	-39.72	14.14	-13.0	-26.72	274.00	Horizontal	Vertical	Pass

RSE-V&V EGPRS 850 CH128



Frequency (MHz)	Result (dBm)	Factor (dB)	PK Limit (dBm)	Over Limit (dB)	Table (o)	ANT	EUT	Verdict
824.284	-44.15	4.28	-13.0	-31.15	323.00	Vertical	Vertical	N/A
1649.100	-46.43	-4.16	-13.0	-33.43	289.00	Vertical	Vertical	Pass
3104.750	-49.06	5.39	-13.0	-36.06	136.00	Vertical	Vertical	Pass
4913.750	-44.03	10.67	-13.0	-31.03	17.00	Vertical	Vertical	Pass
6701.000	-38.58	15.36	-13.0	-25.58	339.00	Vertical	Vertical	Pass
9499.800	-39.12	12.67	-13.0	-26.12	64.00	Vertical	Vertical	Pass

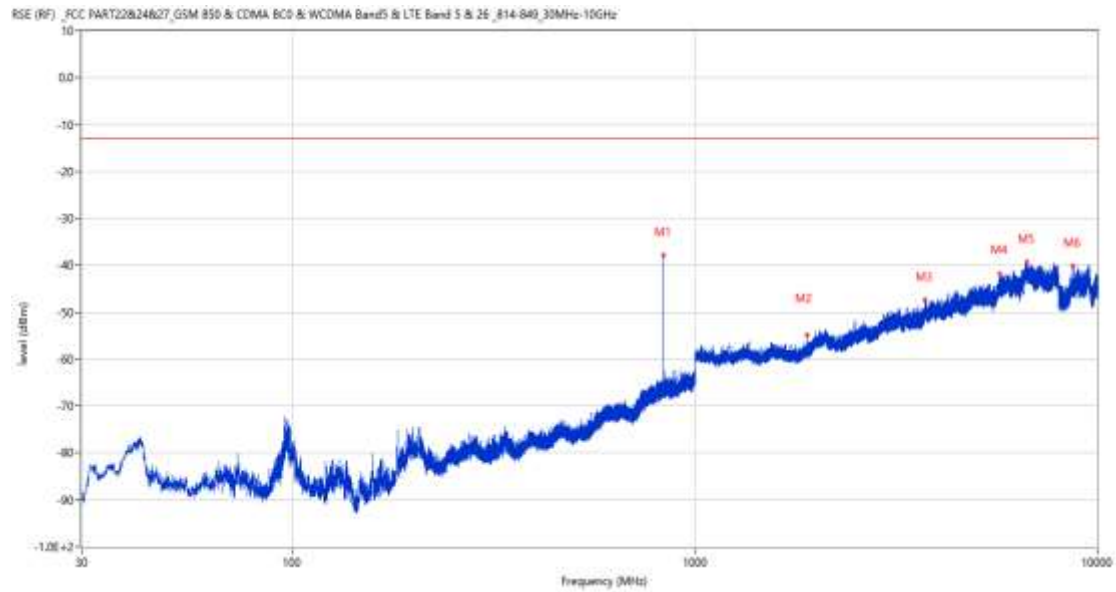
RSE-V&H EGPRS 850 CH128



Frequency (MHz)	Result (dBm)	Factor (dB)	PK Limit (dBm)	Over Limit (dB)	Table (o)	ANT	EUT	Verdict
41.931	-60.33	-17.74	-13.0	-47.33	221.00	Vertical	Horizontal	Pass
824.236	-49.69	4.28	-13.0	-36.69	317.00	Vertical	Horizontal	N/A
1315.700	-56.11	-3.79	-13.0	-43.11	37.00	Vertical	Horizontal	Pass
3044.750	-49.53	5.61	-13.0	-36.53	60.00	Vertical	Horizontal	Pass
4048.750	-45.77	9.29	-13.0	-32.77	346.00	Vertical	Horizontal	Pass
6642.000	-38.91	15.04	-13.0	-25.91	161.00	Vertical	Horizontal	Pass

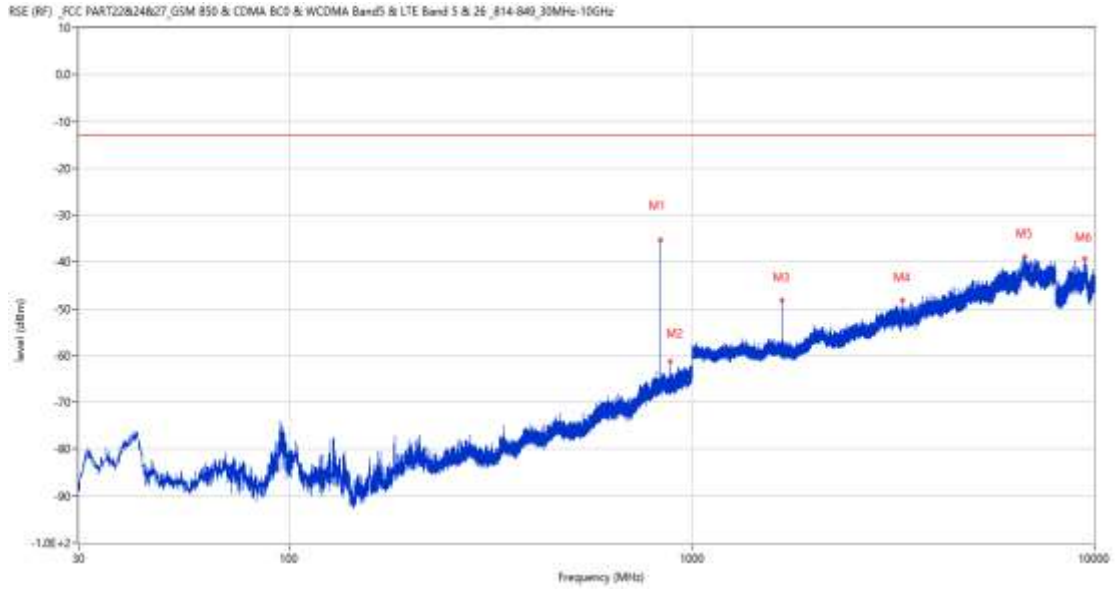
### 3.2 EGPRS 850 Middle Channel

#### RSE-H&H EGPRS 850 CH190



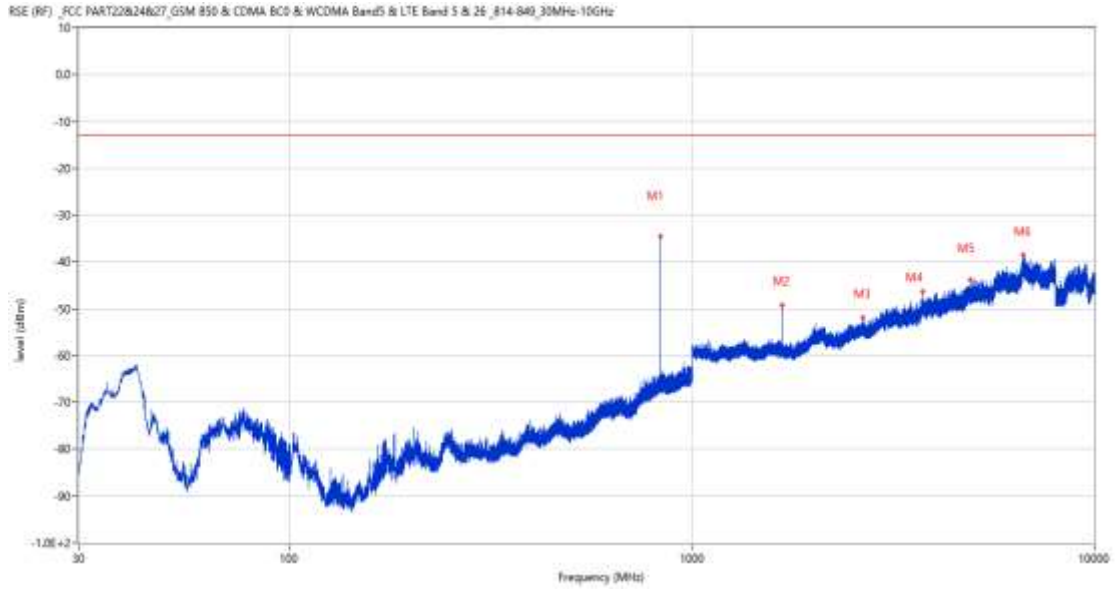
Frequency (MHz)	Result (dBm)	Factor (dB)	PK Limit (dBm)	Over Limit (dB)	Table (o)	ANT	EUT	Verdict
836.604	-37.90	4.78	-13.0	-24.90	259.00	Horizontal	Horizontal	N/A
1895.100	-54.93	-3.90	-13.0	-41.93	263.00	Horizontal	Horizontal	Pass
3723.250	-47.36	7.82	-13.0	-34.36	1.00	Horizontal	Horizontal	Pass
5723.250	-41.79	12.17	-13.0	-28.79	28.00	Horizontal	Horizontal	Pass
6681.250	-39.33	14.56	-13.0	-26.33	1.00	Horizontal	Horizontal	Pass
8686.800	-40.18	13.83	-13.0	-27.18	3.00	Horizontal	Horizontal	Pass

RSE-H&V EGPRS 850 CH190



Frequency (MHz)	Result (dBm)	Factor (dB)	PK Limit (dBm)	Over Limit (dB)	Table (o)	ANT	EUT	Verdict
836.652	-35.44	4.78	-13.0	-22.44	251.00	Horizontal	Vertical	N/A
881.514	-61.22	4.17	-13.0	-48.22	213.00	Horizontal	Vertical	Pass
1674.000	-48.26	-4.51	-13.0	-35.26	352.00	Horizontal	Vertical	Pass
3345.250	-48.22	5.85	-13.0	-35.22	260.00	Horizontal	Vertical	Pass
6726.250	-38.93	15.48	-13.0	-25.93	294.00	Horizontal	Vertical	Pass
9460.100	-39.32	13.90	-13.0	-26.32	3.00	Horizontal	Vertical	Pass

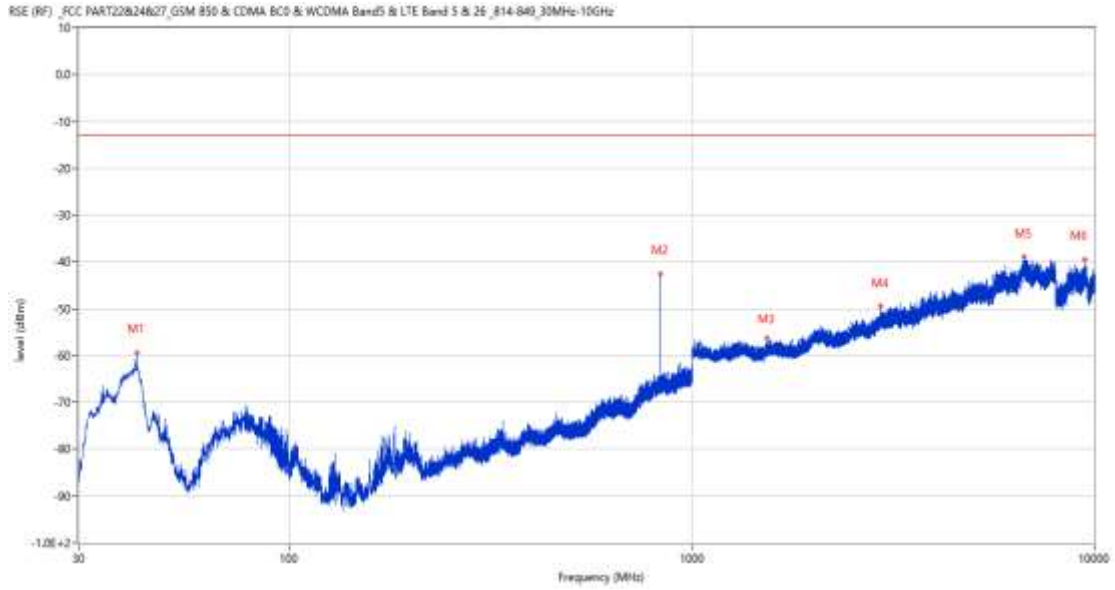
RSE-V&V EGPRS 850 CH190



Frequency (MHz)	Result (dBm)	Factor (dB)	PK Limit (dBm)	Over Limit (dB)	Table (o)	ANT	EUT	Verdict
836.652	-34.63	4.78	-13.0	-21.63	321.00	Vertical	Vertical	N/A
1674.000	-49.27	-4.51	-13.0	-36.27	284.00	Vertical	Vertical	Pass
2662.200	-52.04	1.67	-13.0	-39.04	202.00	Vertical	Vertical	Pass
3755.250	-46.36	8.27	-13.0	-33.36	262.00	Vertical	Vertical	Pass
4910.250	-43.78	10.68	-13.0	-30.78	78.00	Vertical	Vertical	Pass
6648.250	-38.53	15.15	-13.0	-25.53	278.00	Vertical	Vertical	Pass



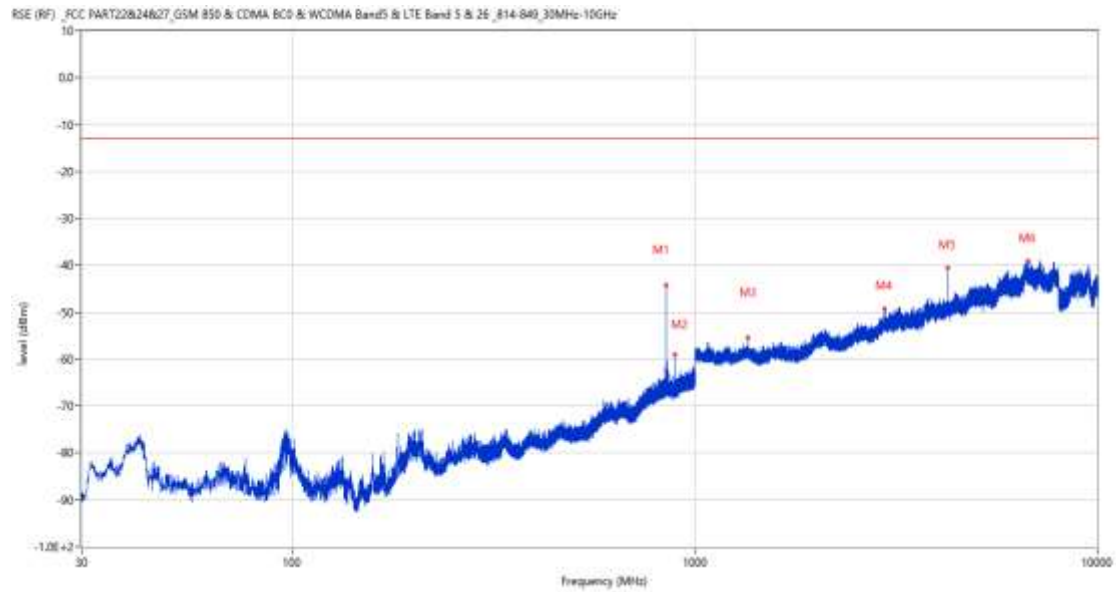
RSE-V&H EGPRS 850 CH190



Frequency (MHz)	Result (dBm)	Factor (dB)	PK Limit (dBm)	Over Limit (dB)	Table (o)	ANT	EUT	Verdict
41.785	-59.33	-17.75	-13.0	-46.33	37.00	Vertical	Horizontal	Pass
836.652	-42.52	4.78	-13.0	-29.52	286.00	Vertical	Horizontal	N/A
1537.900	-56.28	-4.13	-13.0	-43.28	64.00	Vertical	Horizontal	Pass
2939.100	-49.47	3.29	-13.0	-36.47	13.00	Vertical	Horizontal	Pass
6671.500	-38.96	14.58	-13.0	-25.96	248.00	Vertical	Horizontal	Pass
9457.901	-39.49	13.97	-13.0	-26.49	39.00	Vertical	Horizontal	Pass

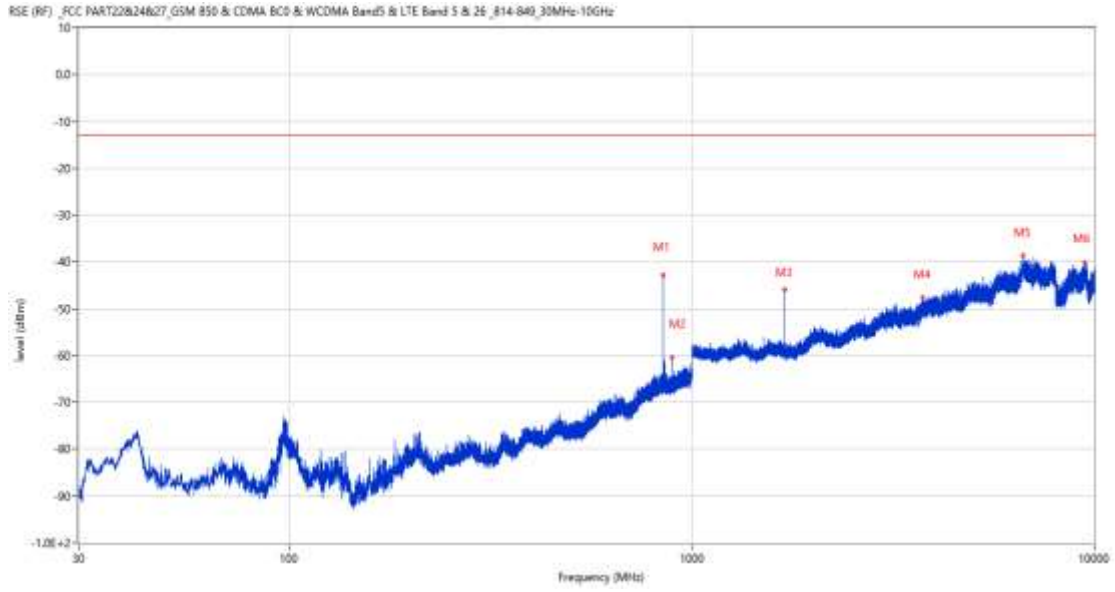
### 3.3 EGPRS 850 High Channel

#### RSE-H&H EGPRS 850 CH251



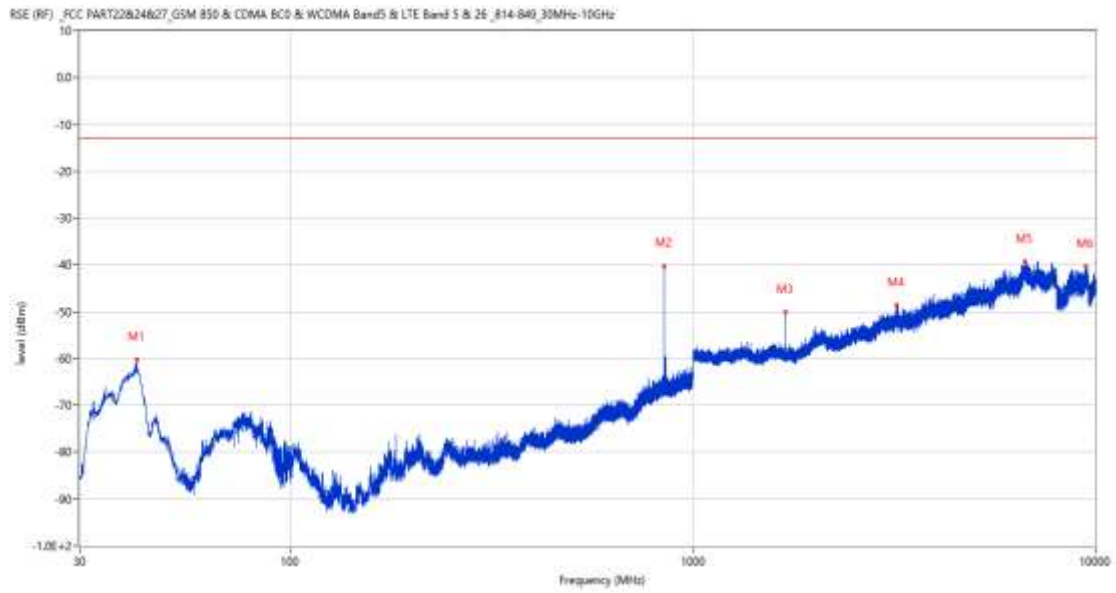
Frequency (MHz)	Result (dBm)	Factor (dB)	PK Limit (dBm)	Over Limit (dB)	Table (o)	ANT	EUT	Verdict
848.777	-44.25	4.87	-13.0	-31.25	229.00	Horizontal	Horizontal	N/A
893.833	-58.95	4.56	-13.0	-45.95	178.00	Horizontal	Horizontal	Pass
1357.700	-55.55	-3.76	-13.0	-42.55	126.00	Horizontal	Horizontal	Pass
2962.500	-49.31	4.66	-13.0	-36.31	302.00	Horizontal	Horizontal	Pass
4245.000	-40.60	9.02	-13.0	-27.60	280.00	Horizontal	Horizontal	Pass
6728.000	-39.18	15.48	-13.0	-26.18	0.00	Horizontal	Horizontal	Pass

RSE-H&V EGPRS 850 CH251



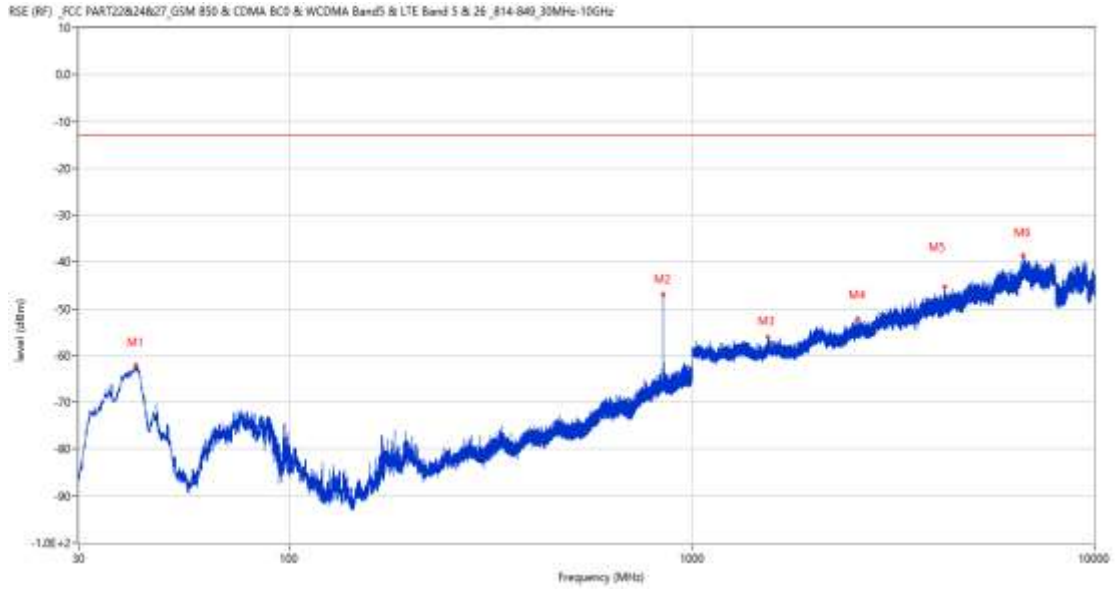
Frequency (MHz)	Result (dBm)	Factor (dB)	PK Limit (dBm)	Over Limit (dB)	Table (o)	ANT	EUT	Verdict
848.874	-42.75	4.87	-13.0	-29.75	258.00	Horizontal	Vertical	N/A
893.737	-60.45	4.56	-13.0	-47.45	184.00	Horizontal	Vertical	Pass
1698.400	-46.00	-4.46	-13.0	-33.00	362.00	Horizontal	Vertical	Pass
3750.500	-47.54	7.96	-13.0	-34.54	215.00	Horizontal	Vertical	Pass
6643.750	-38.74	15.13	-13.0	-25.74	45.00	Horizontal	Vertical	Pass
9481.500	-40.05	13.24	-13.0	-27.05	276.00	Horizontal	Vertical	Pass

RSE-V&V EGPRS 850 CH251



Frequency (MHz)	Result (dBm)	Factor (dB)	PK Limit (dBm)	Over Limit (dB)	Table (o)	ANT	EUT	Verdict
41.592	-60.14	-17.80	-13.0	-47.14	244.00	Vertical	Vertical	Pass
848.874	-40.25	4.87	-13.0	-27.25	333.00	Vertical	Vertical	N/A
1698.400	-50.09	-4.46	-13.0	-37.09	287.00	Vertical	Vertical	Pass
3200.000	-48.72	6.10	-13.0	-35.72	342.00	Vertical	Vertical	Pass
6680.000	-39.37	14.54	-13.0	-26.37	27.00	Vertical	Vertical	Pass
9463.099	-40.43	13.81	-13.0	-27.43	229.00	Vertical	Vertical	Pass

RSE-V&H EGPRS 850 CH251

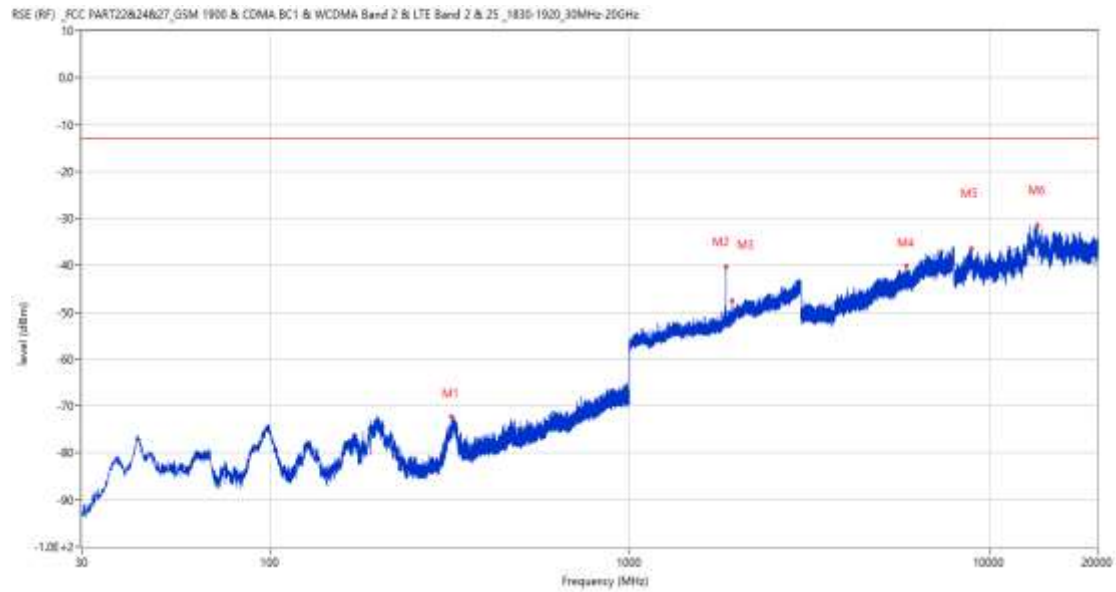


Frequency (MHz)	Result (dBm)	Factor (dB)	PK Limit (dBm)	Over Limit (dB)	Table (o)	ANT	EUT	Verdict
41.592	-62.14	-17.80	-13.0	-49.14	216.00	Vertical	Horizontal	Pass
848.874	-46.93	4.87	-13.0	-33.93	299.00	Vertical	Horizontal	N/A
1541.400	-56.17	-4.03	-13.0	-43.17	346.00	Vertical	Horizontal	Pass
2582.400	-52.06	0.95	-13.0	-39.06	284.00	Vertical	Horizontal	Pass
4244.250	-45.31	8.87	-13.0	-32.31	114.00	Vertical	Horizontal	Pass
6668.000	-38.71	14.60	-13.0	-25.71	360.00	Vertical	Horizontal	Pass

4 EGPRS 1900

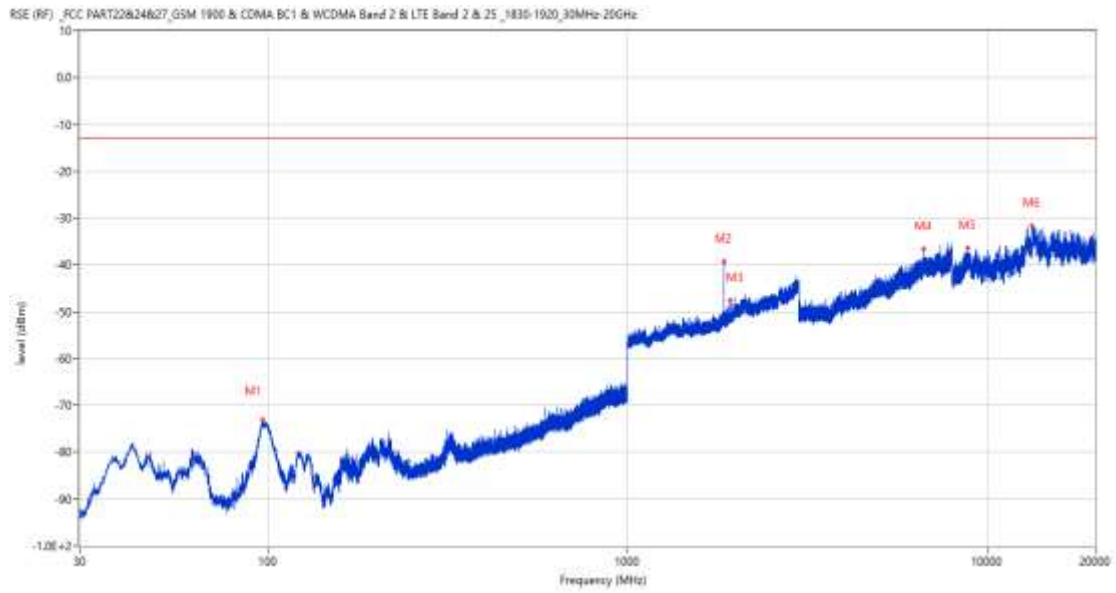
4.1 EGPRS 1900 Low Channel

RSE-H&H EGPRS 1900 CH512



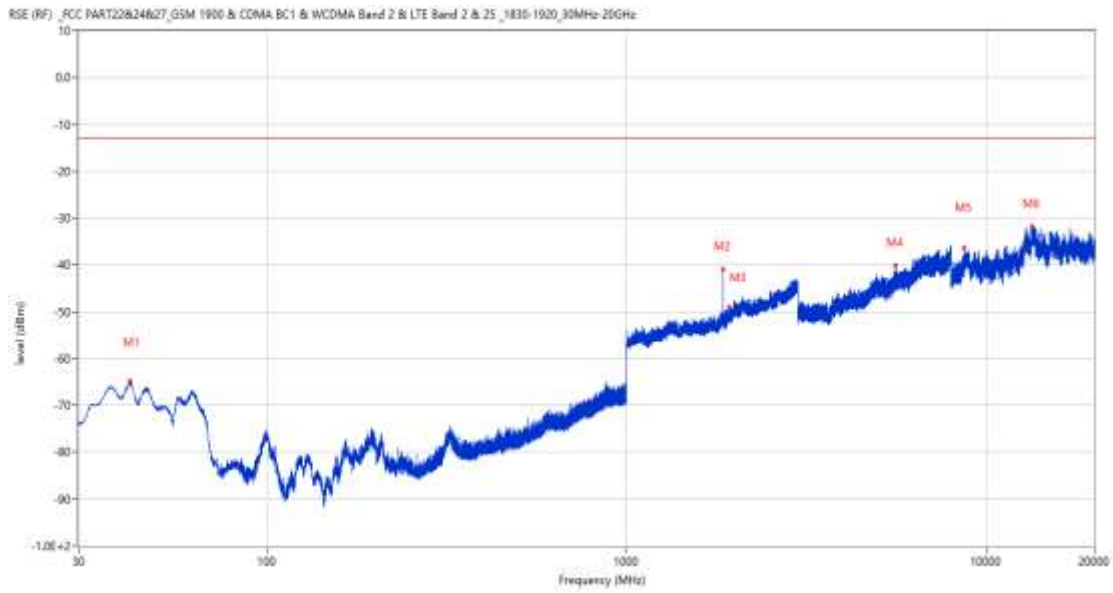
Frequency (MHz)	Result (dBm)	Factor (dB)	PK Limit (dBm)	Over Limit (dB)	Table (o)	ANT	EUT	Verdict
320.515	-72.30	-11.26	-13.0	-59.30	263.00	Horizontal	Horizontal	Pass
1851.100	-42.50	2.54	-13.0	-29.50	315.00	Horizontal	Horizontal	N/A
1930.300	-47.69	3.22	-13.0	-34.69	212.00	Horizontal	Horizontal	N/A
5882.500	-40.15	14.49	-13.0	-27.15	1.00	Horizontal	Horizontal	Pass
8930.525	-36.50	19.55	-13.0	-23.50	299.00	Horizontal	Horizontal	Pass
13635.951	-31.47	24.84	-13.0	-18.47	360.00	Horizontal	Horizontal	Pass

RSE-H&V EGPRS 1900 CH512



Frequency (MHz)	Result (dBm)	Factor (dB)	PK Limit (dBm)	Over Limit (dB)	Table (o)	ANT	EUT	Verdict
97.124	-73.04	-18.70	-13.0	-60.04	2.00	Horizontal	Vertical	Pass
1851.200	-39.31	2.54	-13.0	-26.31	204.00	Horizontal	Vertical	N/A
1931.100	-47.49	3.16	-13.0	-34.49	253.00	Horizontal	Vertical	N/A
6666.750	-36.53	16.49	-13.0	-23.53	342.00	Horizontal	Vertical	Pass
8857.612	-36.43	20.27	-13.0	-23.43	308.00	Horizontal	Vertical	Pass
13352.475	-31.71	24.56	-13.0	-18.71	230.00	Horizontal	Vertical	Pass

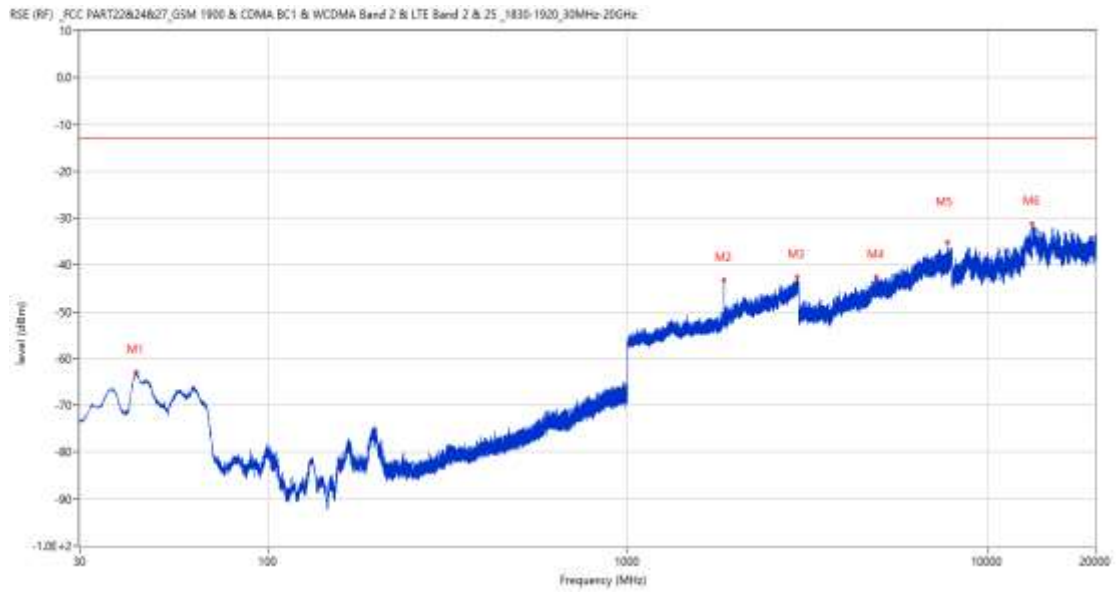
RSE-V&V EGPRS 1900 CH512



Frequency (MHz)	Result (dBm)	Factor (dB)	PK Limit (dBm)	Over Limit (dB)	Table (o)	ANT	EUT	Verdict
41.640	-64.76	-17.71	-13.0	-51.76	301.00	Vertical	Vertical	Pass
1851.100	-40.89	2.54	-13.0	-27.89	137.00	Vertical	Vertical	N/A
1928.200	-49.06	3.42	-13.0	-36.06	156.00	Vertical	Vertical	N/A
5591.250	-40.19	13.49	-13.0	-27.19	18.00	Vertical	Vertical	Pass
8695.162	-36.47	19.27	-13.0	-23.47	271.00	Vertical	Vertical	Pass
13393.075	-31.89	24.81	-13.0	-18.89	337.00	Vertical	Vertical	Pass



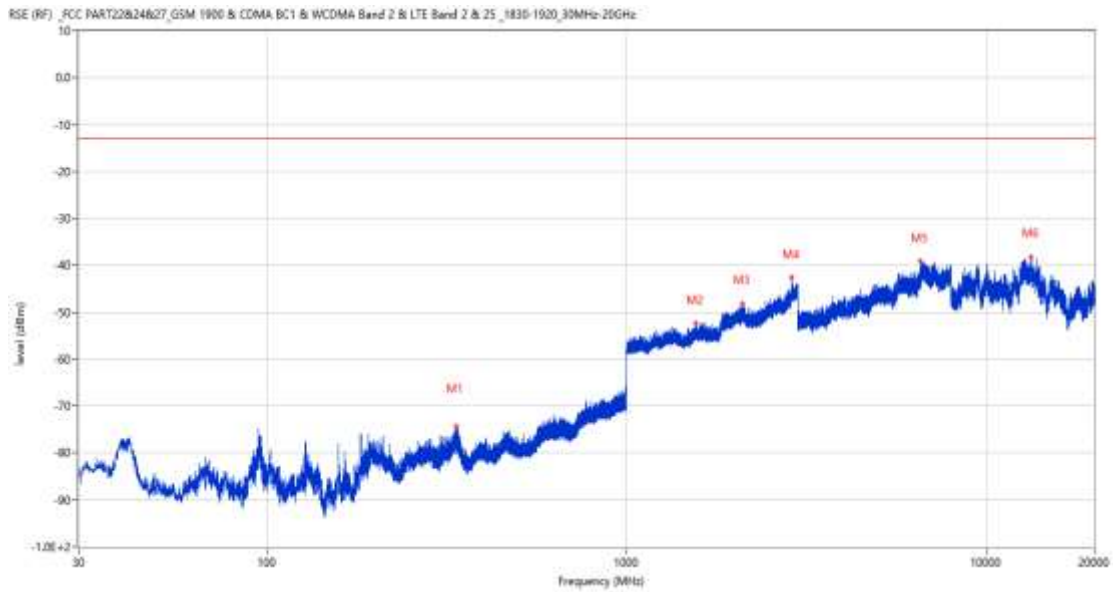
RSE-V&H EGPRS 1900 CH512



Frequency (MHz)	Result (dBm)	Factor (dB)	PK Limit (dBm)	Over Limit (dB)	Table (o)	ANT	EUT	Verdict
42.998	-62.95	-16.46	-13.0	-49.95	81.00	Vertical	Horizontal	Pass
1851.000	-43.27	2.54	-13.0	-30.27	47.00	Vertical	Horizontal	N/A
2954.300	-42.58	10.92	-13.0	-29.58	231.00	Vertical	Horizontal	Pass
4920.250	-42.59	13.36	-13.0	-29.59	342.00	Vertical	Horizontal	Pass
7781.000	-35.19	18.22	-13.0	-22.19	342.00	Vertical	Horizontal	Pass
13352.475	-31.16	24.56	-13.0	-18.16	206.00	Vertical	Horizontal	Pass

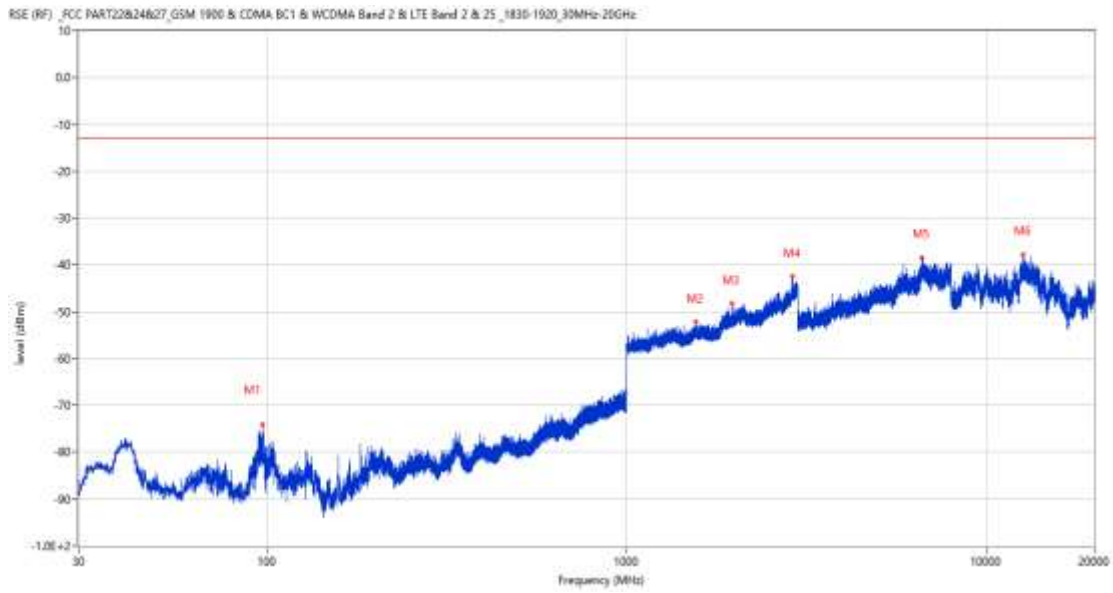
## 4.2 EGPRS 1900 Middle Channel

### RSE-H&H EGPRS 1900 CH661



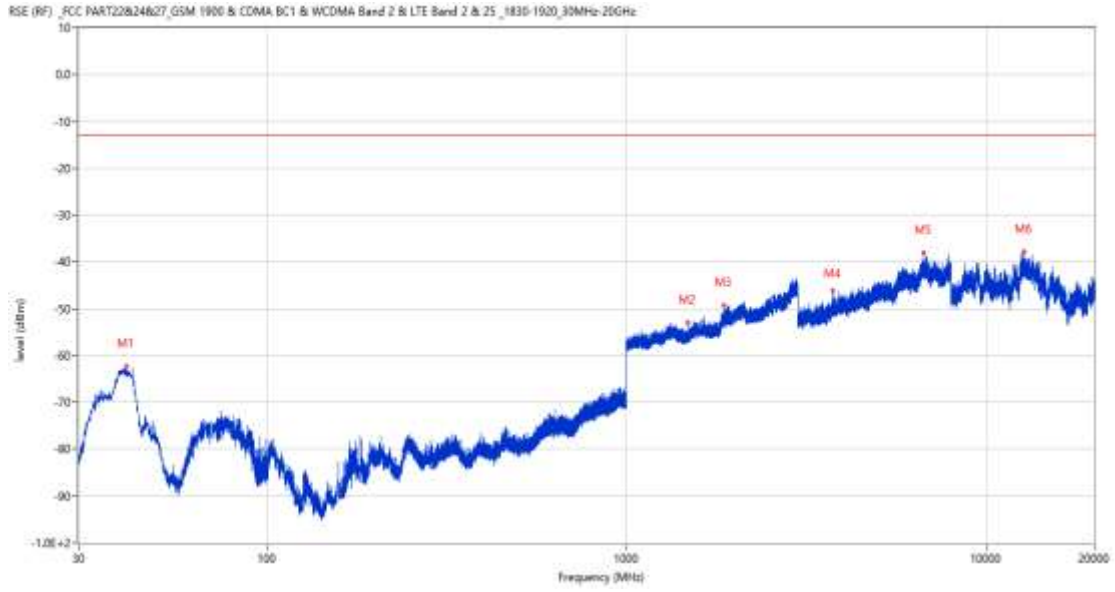
Frequency (MHz)	Result (dBm)	Factor (dB)	PK Limit (dBm)	Over Limit (dB)	Table (o)	ANT	EUT	Verdict
336.471	-74.33	-13.47	-13.0	-61.33	272.00	Horizontal	Horizontal	Pass
1561.600	-52.44	0.30	-13.0	-39.44	138.00	Horizontal	Horizontal	Pass
2098.400	-48.19	4.56	-13.0	-35.19	247.00	Horizontal	Horizontal	Pass
2885.200	-42.72	11.10	-13.0	-29.72	360.00	Horizontal	Horizontal	Pass
6570.250	-39.00	14.03	-13.0	-26.00	179.00	Horizontal	Horizontal	Pass
13360.812	-38.23	16.22	-13.0	-25.23	296.00	Horizontal	Horizontal	Pass

RSE-H&V EGPRS 1900 CH661



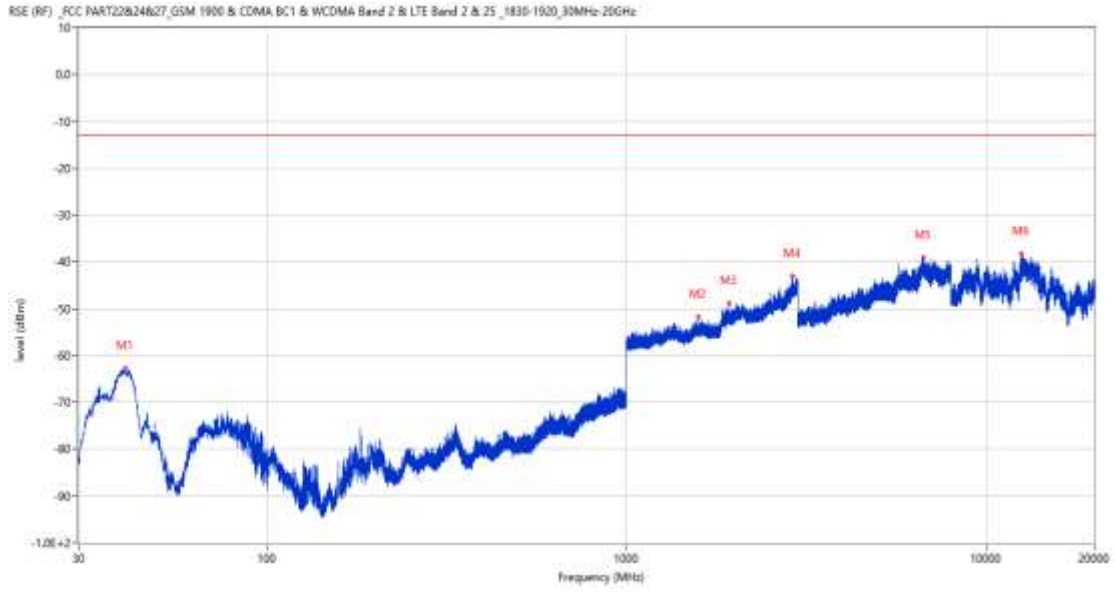
Frequency (MHz)	Result (dBm)	Factor (dB)	PK Limit (dBm)	Over Limit (dB)	Table (o)	ANT	EUT	Verdict
97.609	-74.19	-19.75	-13.0	-61.19	177.00	Horizontal	Vertical	Pass
1559.200	-52.24	0.13	-13.0	-39.24	217.00	Horizontal	Vertical	Pass
1960.900	-48.31	2.80	-13.0	-35.31	201.00	Horizontal	Vertical	Pass
2893.700	-42.51	11.90	-13.0	-29.51	201.00	Horizontal	Vertical	Pass
6620.250	-38.49	14.68	-13.0	-25.49	135.00	Horizontal	Vertical	Pass
12664.263	-37.78	15.92	-13.0	-24.78	116.00	Horizontal	Vertical	Pass

RSE-V&V EGPRS 1900 CH661



Frequency (MHz)	Result (dBm)	Factor (dB)	PK Limit (dBm)	Over Limit (dB)	Table (o)	ANT	EUT	Verdict
40.573	-62.38	-19.02	-13.0	-49.38	215.00	Vertical	Vertical	Pass
1477.300	-53.04	-1.02	-13.0	-40.04	244.00	Vertical	Vertical	Pass
1867.400	-49.24	2.64	-13.0	-36.24	235.00	Vertical	Vertical	Pass
3760.750	-46.18	8.85	-13.0	-33.18	137.00	Vertical	Vertical	Pass
6691.250	-37.98	14.83	-13.0	-24.98	169.00	Vertical	Vertical	Pass
12708.912	-37.85	16.44	-13.0	-24.85	337.00	Vertical	Vertical	Pass

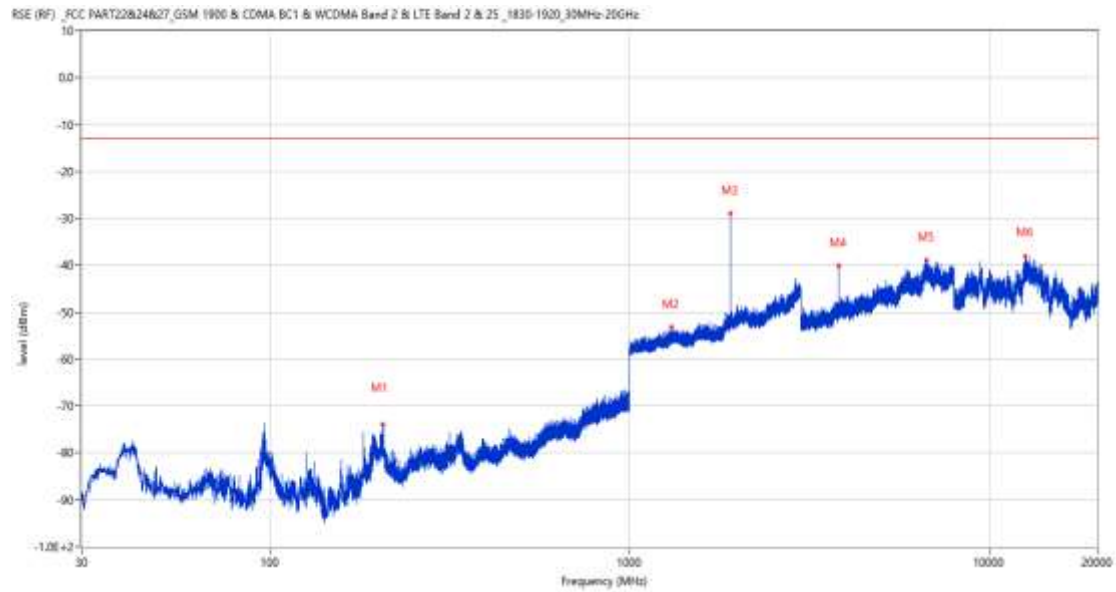
RSE-V&H EGPRS 1900 CH661



Frequency (MHz)	Result (dBm)	Factor (dB)	PK Limit (dBm)	Over Limit (dB)	Table (o)	ANT	EUT	Verdict
40.428	-62.79	-19.12	-13.0	-49.79	353.00	Vertical	Horizontal	Pass
1585.300	-51.78	0.20	-13.0	-38.78	359.00	Vertical	Horizontal	Pass
1926.200	-48.81	3.28	-13.0	-35.81	350.00	Vertical	Horizontal	Pass
2890.200	-43.09	12.05	-13.0	-30.09	116.00	Vertical	Horizontal	Pass
6703.250	-39.19	15.53	-13.0	-26.19	205.00	Vertical	Horizontal	Pass
12522.951	-38.24	15.19	-13.0	-25.24	228.00	Vertical	Horizontal	Pass

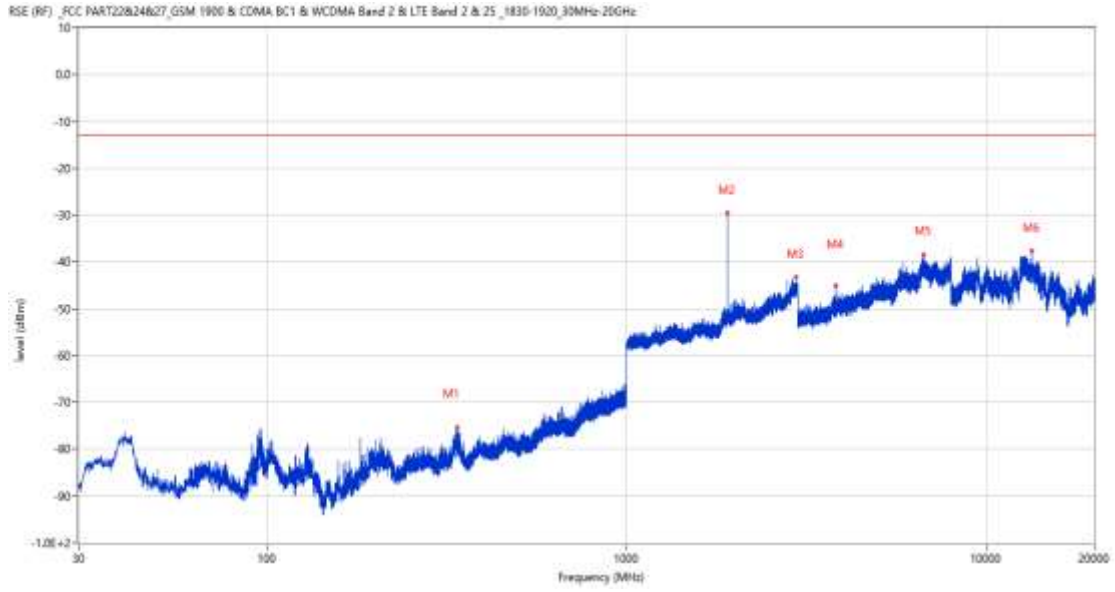
### 4.3 EGPRS 1900 High Channel

#### RSE-H&H EGPRS 1900 CH810



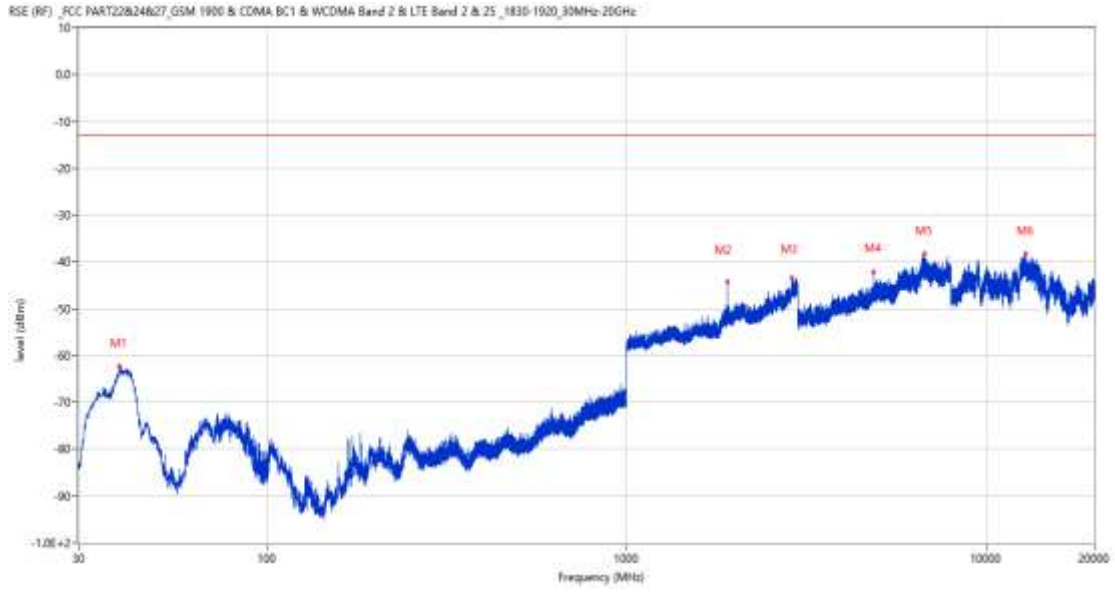
Frequency (MHz)	Result (dBm)	Factor (dB)	PK Limit (dBm)	Over Limit (dB)	Table (o)	ANT	EUT	Verdict
206.637	-73.80	-16.31	-13.0	-60.80	141.00	Horizontal	Horizontal	Pass
1304.800	-53.27	-0.24	-13.0	-40.27	180.00	Horizontal	Horizontal	Pass
1910.500	-28.95	3.14	-13.0	-15.95	354.00	Horizontal	Horizontal	N/A
3820.000	-40.13	7.60	-13.0	-27.13	7.00	Horizontal	Horizontal	Pass
6684.750	-38.87	14.60	-13.0	-25.87	52.00	Horizontal	Horizontal	Pass
12625.075	-37.99	15.44	-13.0	-24.99	360.00	Horizontal	Horizontal	Pass

RSE-H&V EGPRS 1900 CH810



Frequency (MHz)	Result (dBm)	Factor (dB)	PK Limit (dBm)	Over Limit (dB)	Table (o)	ANT	EUT	Verdict
338.606	-75.25	-13.22	-13.0	-62.25	255.00	Horizontal	Vertical	Pass
1910.400	-29.57	3.14	-13.0	-16.57	345.00	Horizontal	Vertical	N/A
2961.000	-43.26	11.66	-13.0	-30.26	151.00	Horizontal	Vertical	Pass
3820.250	-45.19	7.60	-13.0	-32.19	290.00	Horizontal	Vertical	Pass
6713.750	-38.57	15.70	-13.0	-25.57	360.00	Horizontal	Vertical	Pass
13426.787	-37.71	16.19	-13.0	-24.71	2.00	Horizontal	Vertical	Pass

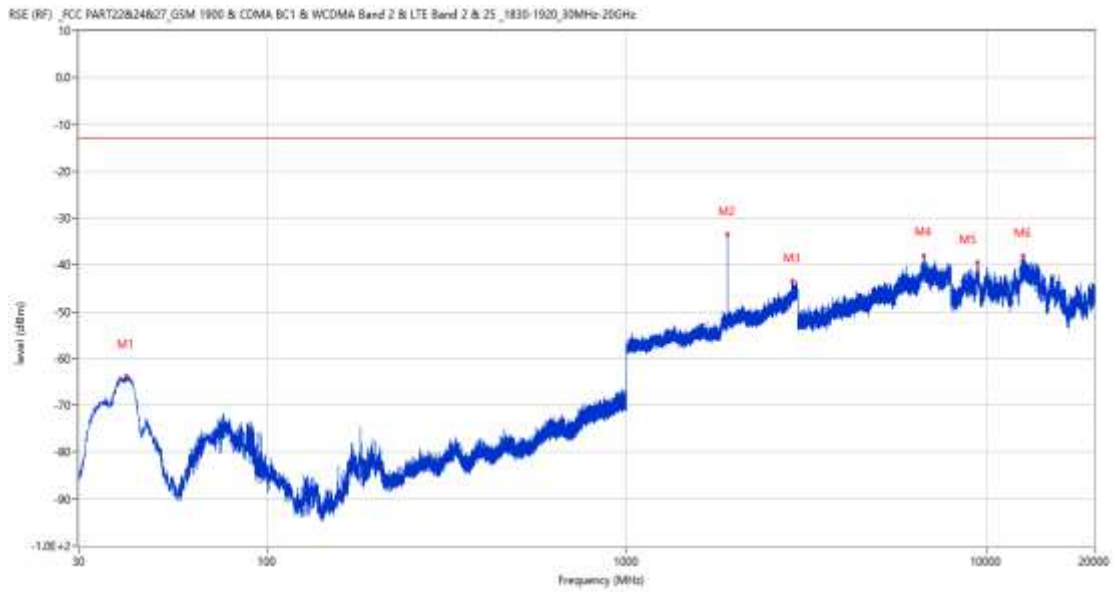
RSE-V&V EGPRS 1900 CH810



Frequency (MHz)	Result (dBm)	Factor (dB)	PK Limit (dBm)	Over Limit (dB)	Table (o)	ANT	EUT	Verdict
38.827	-62.38	-20.40	-13.0	-49.38	303.00	Vertical	Vertical	Pass
1910.500	-44.34	3.14	-13.0	-31.34	2.00	Vertical	Vertical	N/A
2885.300	-43.49	11.12	-13.0	-30.49	260.00	Vertical	Vertical	Pass
4874.750	-42.20	10.37	-13.0	-29.20	241.00	Vertical	Vertical	Pass
6725.250	-38.31	15.57	-13.0	-25.31	253.00	Vertical	Vertical	Pass
12902.974	-38.21	16.68	-13.0	-25.21	101.00	Vertical	Vertical	Pass



RSE-V&H EGPRS 1900 CH810



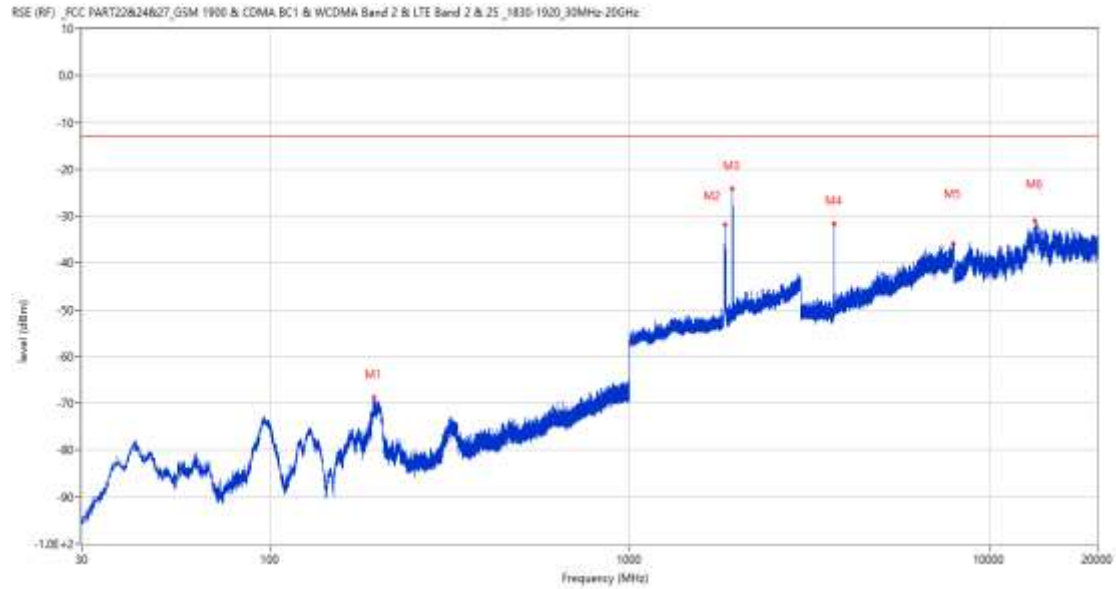
Frequency (MHz)	Result (dBm)	Factor (dB)	PK Limit (dBm)	Over Limit (dB)	Table (o)	ANT	EUT	Verdict
40.621	-63.70	-18.98	-13.0	-50.70	330.00	Vertical	Horizontal	Pass
1910.600	-33.50	3.14	-13.0	-20.50	282.00	Vertical	Horizontal	N/A
2889.000	-43.39	11.81	-13.0	-30.39	241.00	Vertical	Horizontal	Pass
6722.250	-38.07	15.62	-13.0	-25.07	348.00	Vertical	Horizontal	Pass
9453.025	-39.57	14.13	-13.0	-26.57	37.00	Vertical	Horizontal	Pass
12701.075	-38.13	16.53	-13.0	-25.13	247.00	Vertical	Horizontal	Pass

WCDMA

5 WCDMA Band 2

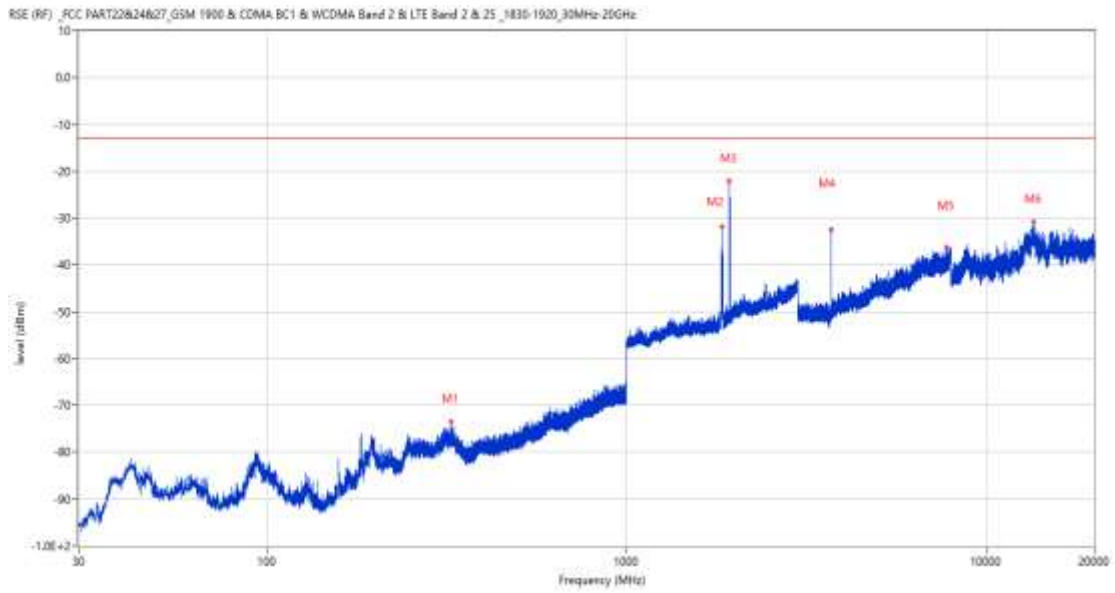
5.1 WCDMA Band 2 Low Channel

RSE-H&H WCDMA Band 2 CH9262



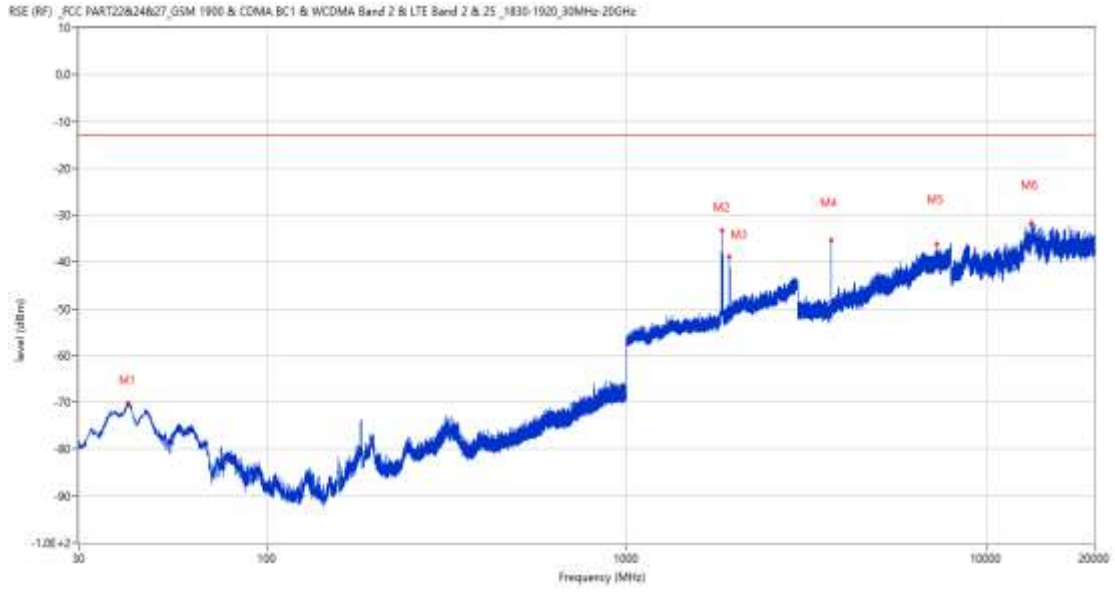
Frequency (MHz)	Result (dBm)	Factor (dB)	PK Limit (dBm)	Over Limit (dB)	Table (o)	ANT	EUT	Verdict
194.997	-68.75	-15.84	-13.0	-55.75	226.00	Horizontal	Horizontal	Pass
1842.100	-31.92	2.42	-13.0	-18.92	169.00	Horizontal	Horizontal	N/A
1933.100	-24.23	3.03	-13.0	-11.23	247.00	Horizontal	Horizontal	N/A
3703.750	-31.56	7.46	-13.0	-18.56	146.00	Horizontal	Horizontal	Pass
7933.250	-36.03	18.75	-13.0	-23.03	220.00	Horizontal	Horizontal	Pass
13392.349	-31.12	24.80	-13.0	-18.12	289.00	Horizontal	Horizontal	Pass

RSE-H&V WCDMA Band 2 CH9262



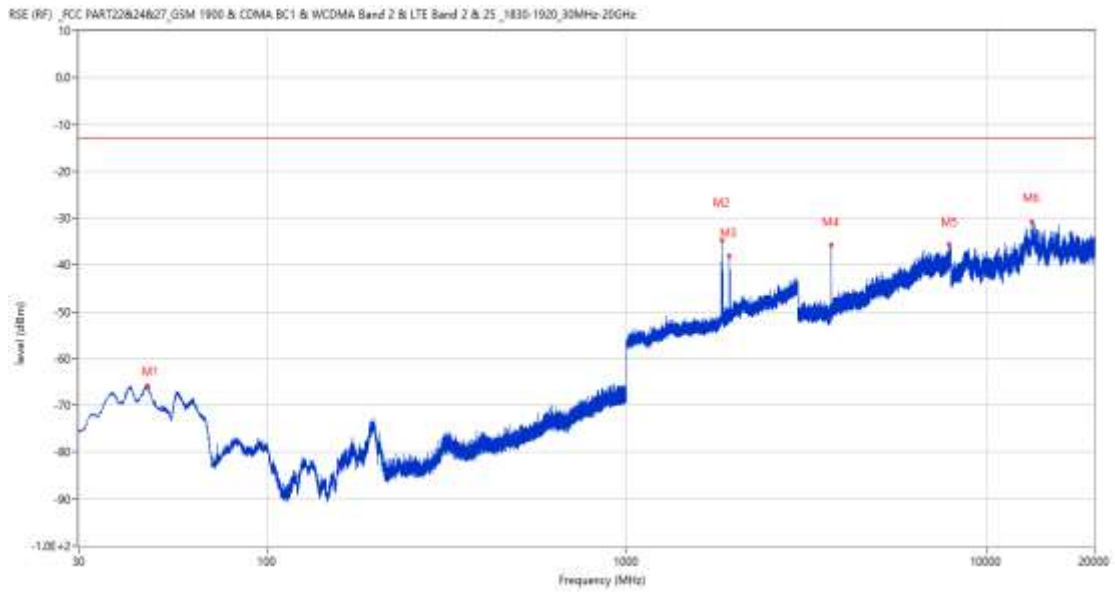
Frequency (MHz)	Result (dBm)	Factor (dB)	PK Limit (dBm)	Over Limit (dB)	Table (o)	ANT	EUT	Verdict
325.608	-73.55	-10.93	-13.0	-60.55	97.00	Horizontal	Vertical	Pass
1841.400	-31.90	2.41	-13.0	-18.90	201.00	Horizontal	Vertical	N/A
1934.200	-22.11	3.06	-13.0	-9.11	140.00	Horizontal	Vertical	N/A
3706.750	-32.57	7.42	-13.0	-19.57	180.00	Horizontal	Vertical	Pass
7777.750	-36.23	18.20	-13.0	-23.23	289.00	Horizontal	Vertical	Pass
13581.213	-30.82	25.00	-13.0	-17.82	198.00	Horizontal	Vertical	Pass

RSE-V&V WCDMA Band 2 CH9262



Frequency (MHz)	Result (dBm)	Factor (dB)	PK Limit (dBm)	Over Limit (dB)	Table (o)	ANT	EUT	Verdict
41.106	-70.27	-18.62	-13.0	-57.27	208.00	Vertical	Vertical	Pass
1843.500	-33.35	2.44	-13.0	-20.35	112.00	Vertical	Vertical	N/A
1933.100	-38.92	3.03	-13.0	-25.92	144.00	Vertical	Vertical	N/A
3704.000	-35.87	7.48	-13.0	-22.87	109.00	Vertical	Vertical	Pass
7314.000	-36.19	17.11	-13.0	-23.19	290.00	Vertical	Vertical	Pass
13355.375	-31.90	24.57	-13.0	-18.90	343.00	Vertical	Vertical	Pass

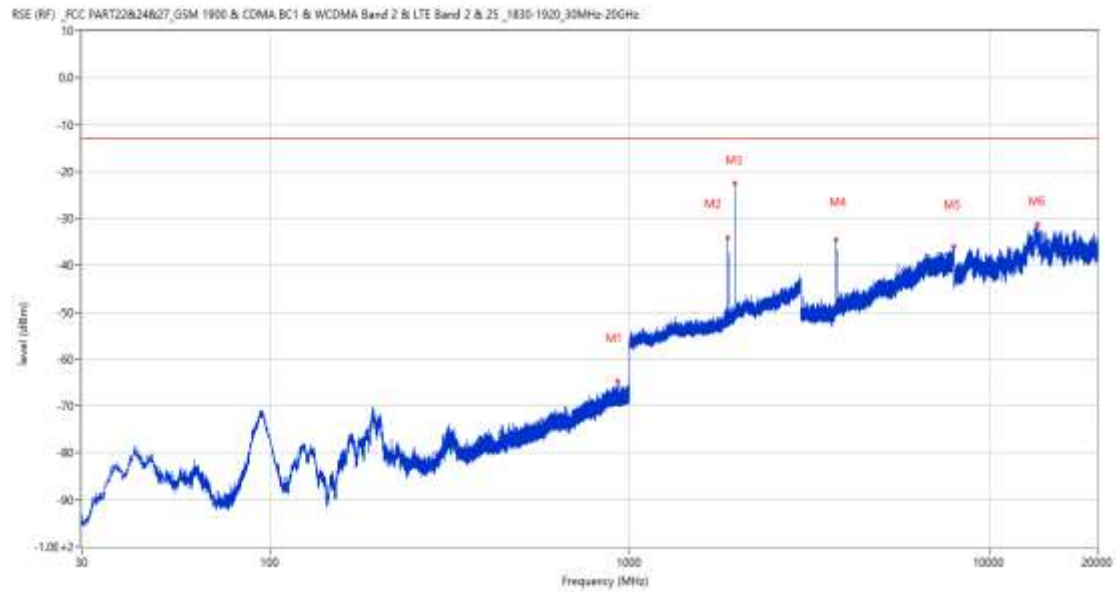
RSE-V&H WCDMA Band 2 CH9262



Frequency (MHz)	Result (dBm)	Factor (dB)	PK Limit (dBm)	Over Limit (dB)	Table (o)	ANT	EUT	Verdict
46.490	-65.74	-17.13	-13.0	-52.74	167.00	Vertical	Horizontal	Pass
1844.200	-34.76	2.45	-13.0	-21.76	337.00	Vertical	Horizontal	N/A
1932.200	-38.06	3.03	-13.0	-25.06	191.00	Vertical	Horizontal	N/A
3702.750	-35.77	7.48	-13.0	-22.77	332.00	Vertical	Horizontal	Pass
7915.250	-35.63	18.21	-13.0	-22.63	184.00	Vertical	Horizontal	Pass
13412.287	-30.72	24.77	-13.0	-17.72	48.00	Vertical	Horizontal	Pass

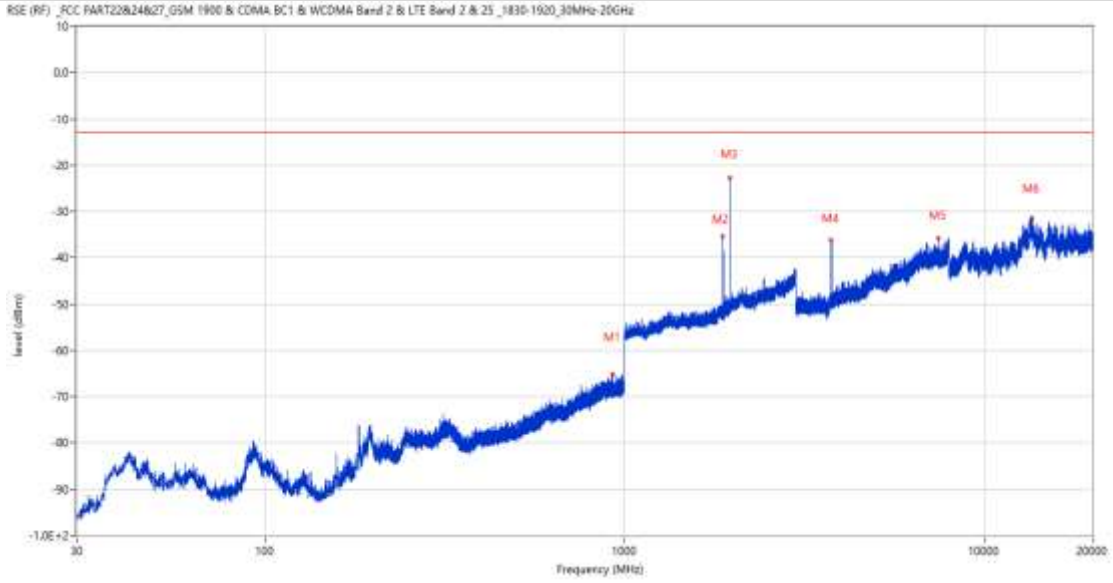
## 5.2 WCDMA Band 2 Middle Channel

### RSE-H&H WCDMA Band 2 CH9400



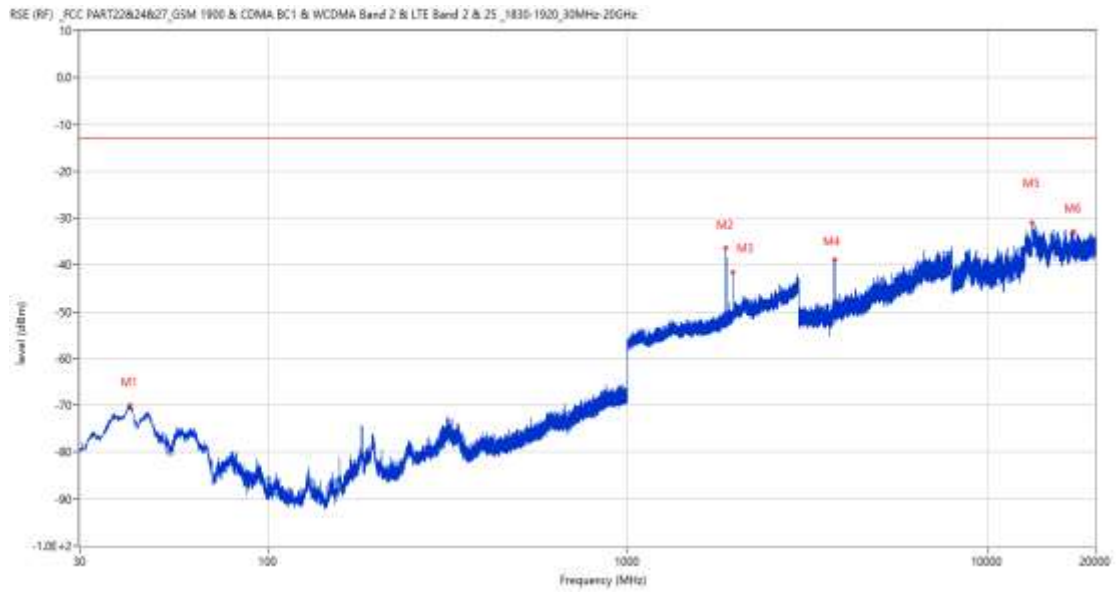
Frequency (MHz)	Result (dBm)	Factor (dB)	PK Limit (dBm)	Over Limit (dB)	Table (o)	ANT	EUT	Verdict
925.359	-64.81	2.53	-13.0	-51.81	1.00	Horizontal	Horizontal	Pass
1880.300	-34.18	2.76	-13.0	-21.18	172.00	Horizontal	Horizontal	N/A
1959.900	-22.50	3.40	-13.0	-9.50	252.00	Horizontal	Horizontal	N/A
3758.250	-34.57	9.33	-13.0	-21.57	138.00	Horizontal	Horizontal	Pass
7997.250	-35.94	18.86	-13.0	-22.94	311.00	Horizontal	Horizontal	Pass
13628.338	-31.23	24.85	-13.0	-18.23	108.00	Horizontal	Horizontal	Pass

RSE-H&V WCDMA Band 2 CH9400



Frequency (MHz)	Result (dBm)	Factor (dB)	PK Limit (dBm)	Over Limit (dB)	Table (o)	ANT	EUT	Verdict
930.160	-65.23	2.57	-13.0	-52.23	360.00	Horizontal	Vertical	Pass
1880.300	-35.34	2.76	-13.0	-22.34	166.00	Horizontal	Vertical	N/A
1961.300	-22.64	3.37	-13.0	-9.64	251.00	Horizontal	Vertical	N/A
3761.750	-36.21	9.15	-13.0	-23.21	162.00	Horizontal	Vertical	Pass
7465.500	-35.87	16.48	-13.0	-22.87	0.00	Horizontal	Vertical	Pass
13565.263	-31.45	25.11	-13.0	-18.45	253.00	Horizontal	Vertical	Pass

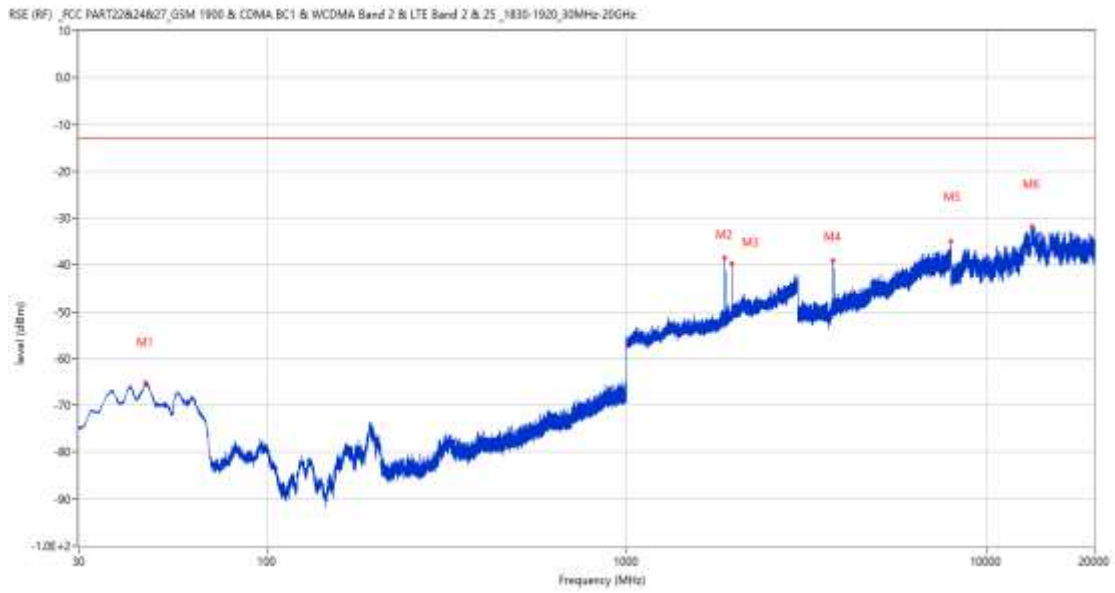
RSE-V&V WCDMA Band 2 CH9400



Frequency (MHz)	Result (dBm)	Factor (dB)	PK Limit (dBm)	Over Limit (dB)	Table (o)	ANT	EUT	Verdict
41.300	-69.99	-18.29	-13.0	-56.99	272.00	Vertical	Vertical	Pass
1879.700	-36.40	2.76	-13.0	-23.40	92.00	Vertical	Vertical	N/A
1960.200	-41.64	3.42	-13.0	-28.64	201.00	Vertical	Vertical	N/A
3763.000	-38.85	9.14	-13.0	-25.85	125.00	Vertical	Vertical	Pass
13365.526	-31.10	24.64	-13.0	-18.10	0.00	Vertical	Vertical	Pass
17342.511	-32.96	23.11	-13.0	-19.96	270.00	Vertical	Vertical	Pass



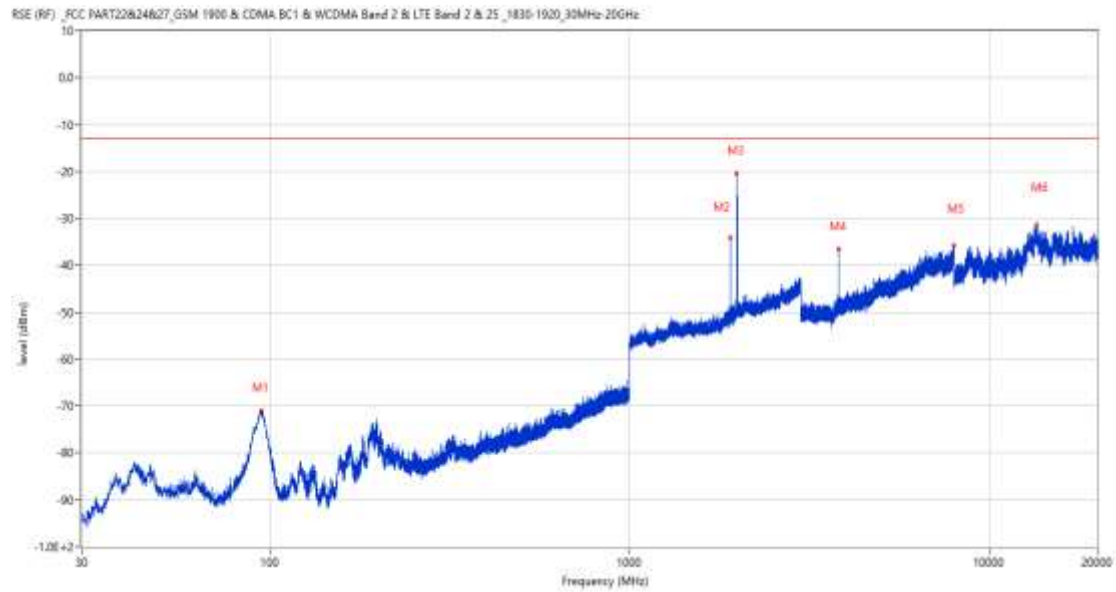
RSE-V&H WCDMA Band 2 CH9400



Frequency (MHz)	Result (dBm)	Factor (dB)	PK Limit (dBm)	Over Limit (dB)	Table (o)	ANT	EUT	Verdict
46.053	-65.10	-17.24	-13.0	-52.10	164.00	Vertical	Horizontal	Pass
1880.100	-38.46	2.76	-13.0	-25.46	334.00	Vertical	Horizontal	N/A
1960.100	-39.73	3.42	-13.0	-26.73	195.00	Vertical	Horizontal	N/A
3758.000	-39.13	9.35	-13.0	-26.13	360.00	Vertical	Horizontal	Pass
7992.500	-35.05	18.51	-13.0	-22.05	222.00	Vertical	Horizontal	Pass
13412.287	-31.93	24.77	-13.0	-18.93	245.00	Vertical	Horizontal	Pass

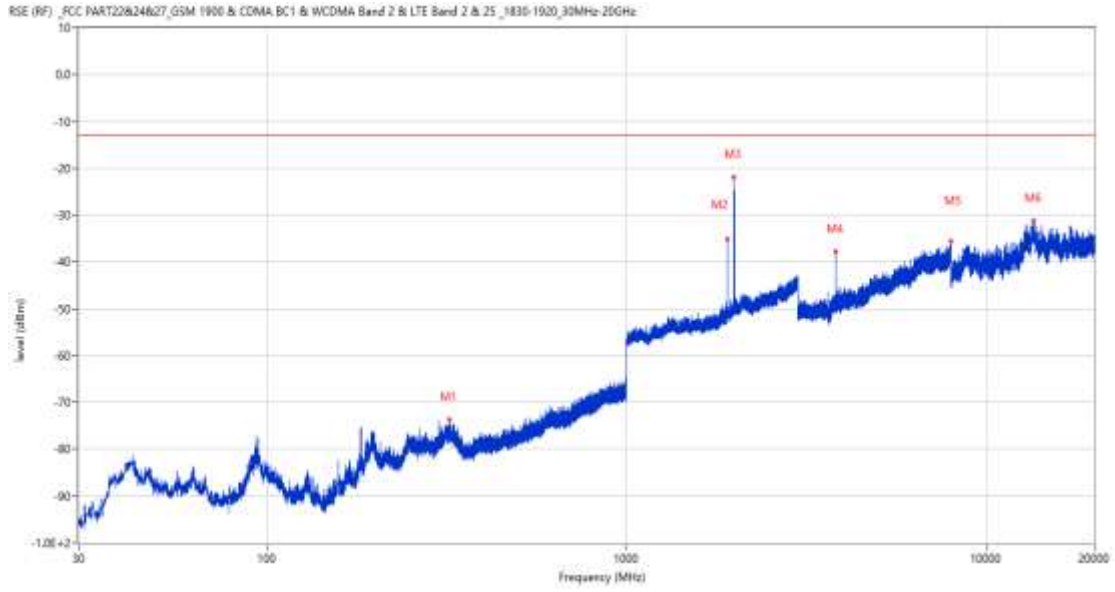
### 5.3 WCDMA Band 2 High Channel

#### RSE-H&H WCDMA Band 2 CH9538



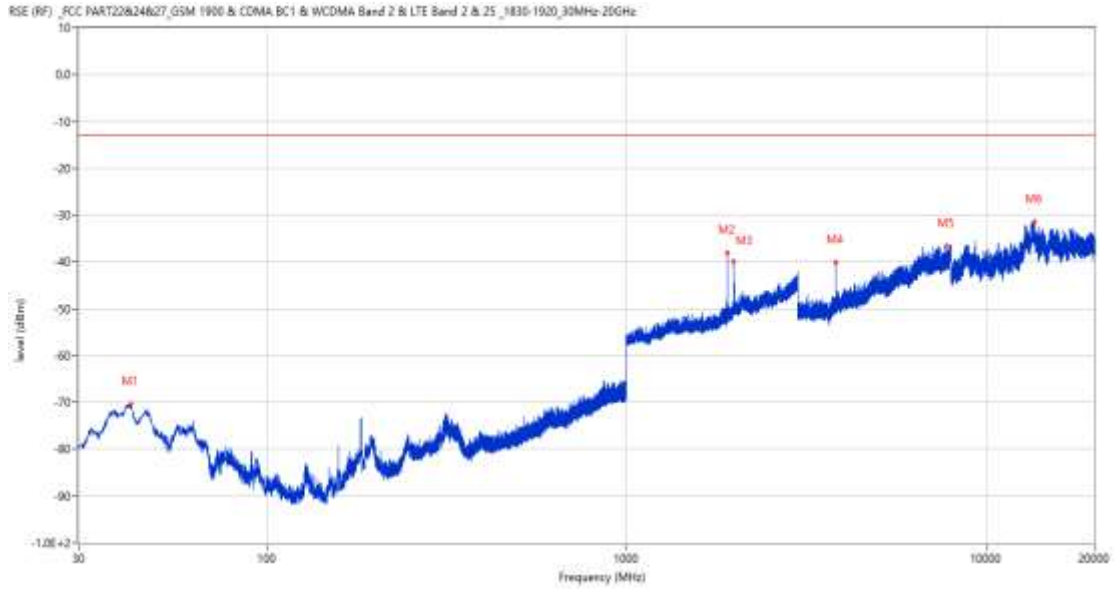
Frequency (MHz)	Result (dBm)	Factor (dB)	PK Limit (dBm)	Over Limit (dB)	Table (o)	ANT	EUT	Verdict
94.699	-70.92	-18.68	-13.0	-57.92	1.00	Horizontal	Horizontal	Pass
1909.700	-34.10	3.09	-13.0	-21.10	0.00	Horizontal	Horizontal	N/A
1988.300	-20.40	4.49	-13.0	-7.40	243.00	Horizontal	Horizontal	N/A
3813.250	-38.47	9.09	-13.0	-25.47	40.00	Horizontal	Horizontal	Pass
7978.250	-35.85	18.18	-13.0	-22.85	309.00	Horizontal	Horizontal	Pass
13561.638	-31.49	25.14	-13.0	-18.49	85.00	Horizontal	Horizontal	Pass

RSE-H&V WCDMA Band 2 CH9538



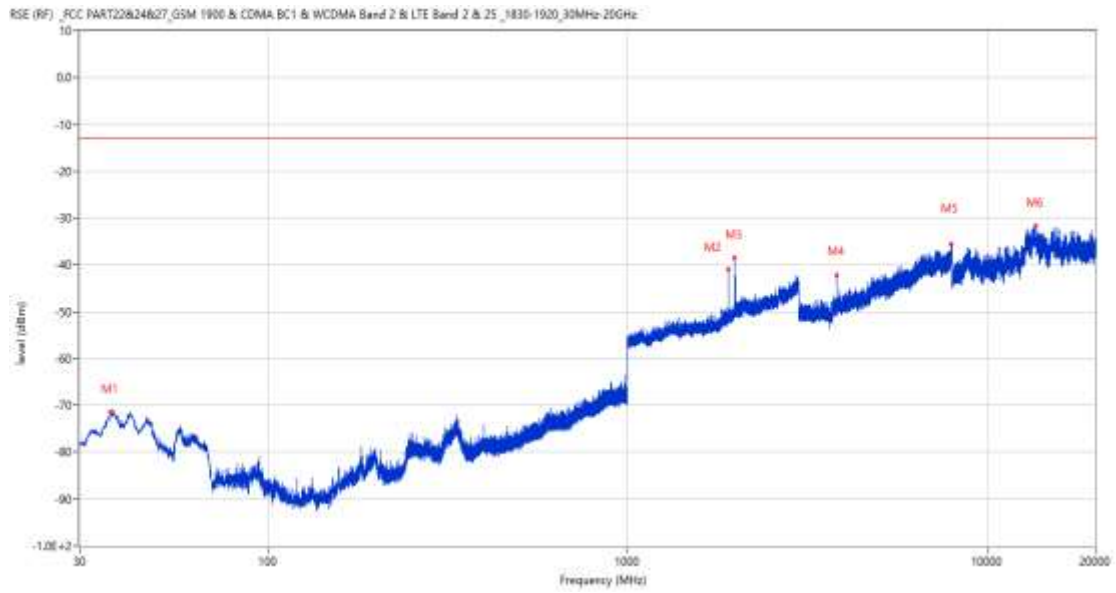
Frequency (MHz)	Result (dBm)	Factor (dB)	PK Limit (dBm)	Over Limit (dB)	Table (o)	ANT	EUT	Verdict
321.922	-73.66	-11.15	-13.0	-60.66	233.00	Horizontal	Vertical	Pass
1909.700	-35.26	3.09	-13.0	-22.26	217.00	Horizontal	Vertical	N/A
1987.600	-21.89	4.43	-13.0	-8.89	148.00	Horizontal	Vertical	N/A
3814.000	-37.81	9.06	-13.0	-24.81	167.00	Horizontal	Vertical	Pass
7989.000	-35.48	18.39	-13.0	-22.48	330.00	Horizontal	Vertical	Pass
13593.175	-31.20	24.92	-13.0	-18.20	17.00	Horizontal	Vertical	Pass

RSE-V&V WCDMA Band 2 CH9538



Frequency (MHz)	Result (dBm)	Factor (dB)	PK Limit (dBm)	Over Limit (dB)	Table (o)	ANT	EUT	Verdict
41.834	-70.46	-17.41	-13.0	-57.46	279.00	Vertical	Vertical	Pass
1909.600	-38.05	3.09	-13.0	-25.05	91.00	Vertical	Vertical	N/A
1989.500	-39.84	4.58	-13.0	-26.84	263.00	Vertical	Vertical	N/A
3814.000	-40.16	9.06	-13.0	-27.16	110.00	Vertical	Vertical	Pass
7770.750	-36.62	17.94	-13.0	-23.62	237.00	Vertical	Vertical	Pass
13605.862	-31.53	24.87	-13.0	-18.53	343.00	Vertical	Vertical	Pass

RSE-V&H WCDMA Band 2 CH9538

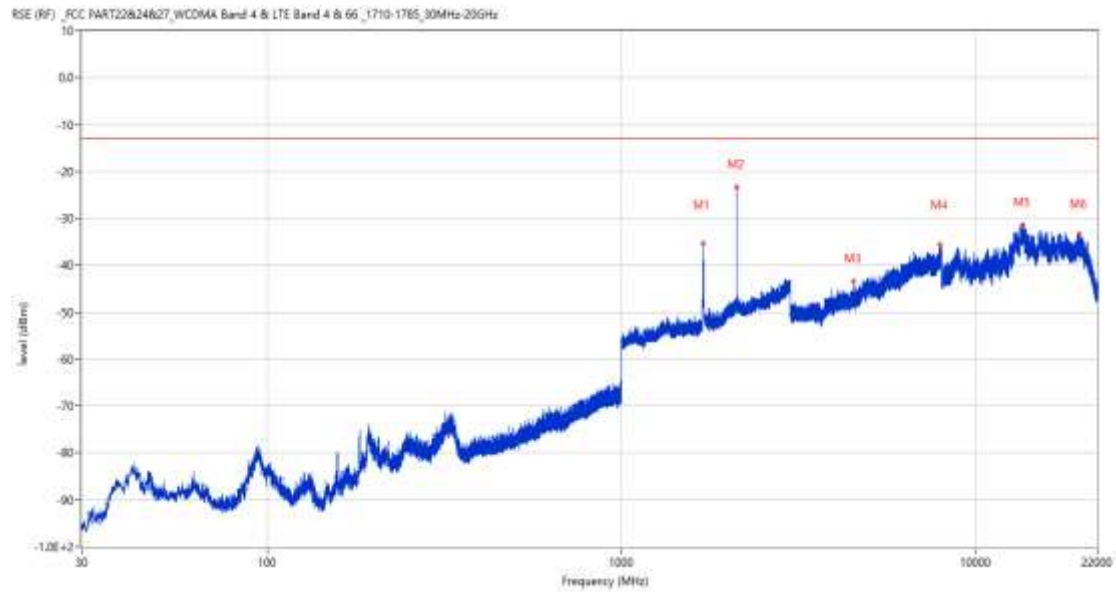


Frequency (MHz)	Result (dBm)	Factor (dB)	PK Limit (dBm)	Over Limit (dB)	Table (o)	ANT	EUT	Verdict
36.596	-71.43	-21.27	-13.0	-58.43	216.00	Vertical	Horizontal	Pass
1909.600	-41.01	3.09	-13.0	-28.01	300.00	Vertical	Horizontal	N/A
1989.600	-38.41	4.59	-13.0	-25.41	154.00	Vertical	Horizontal	N/A
3814.250	-42.10	9.06	-13.0	-29.10	0.00	Vertical	Horizontal	Pass
7942.750	-35.51	18.90	-13.0	-22.51	215.00	Vertical	Horizontal	Pass
13630.513	-31.63	24.85	-13.0	-18.63	298.00	Vertical	Horizontal	Pass

6 WCDMA Band 4

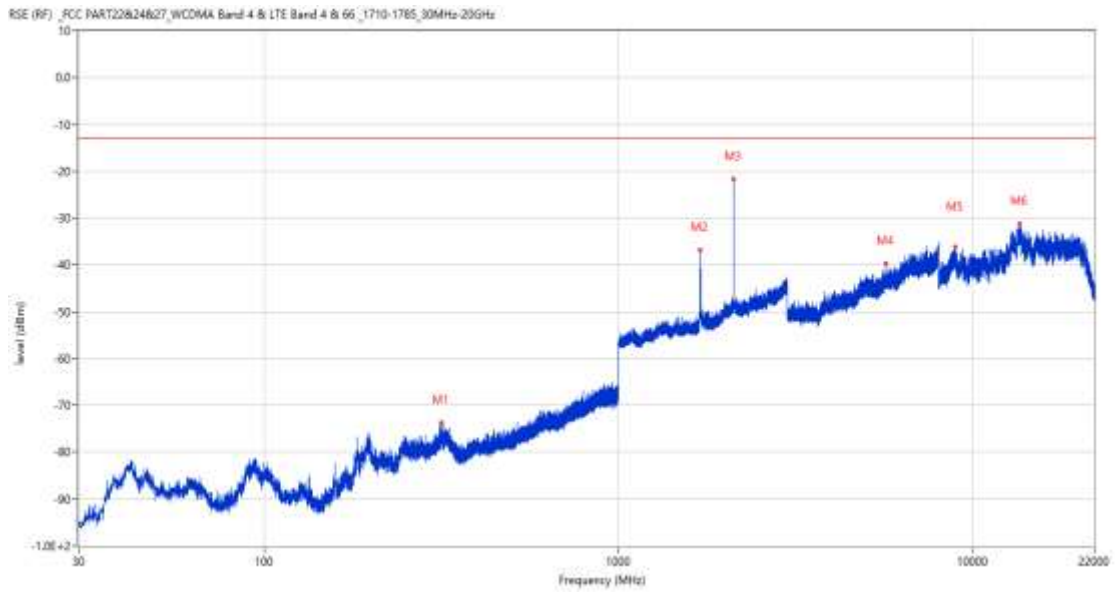
6.1 WCDMA Band 4 Low Channel

RSE-H&H WCDMA Band 4 CH1312



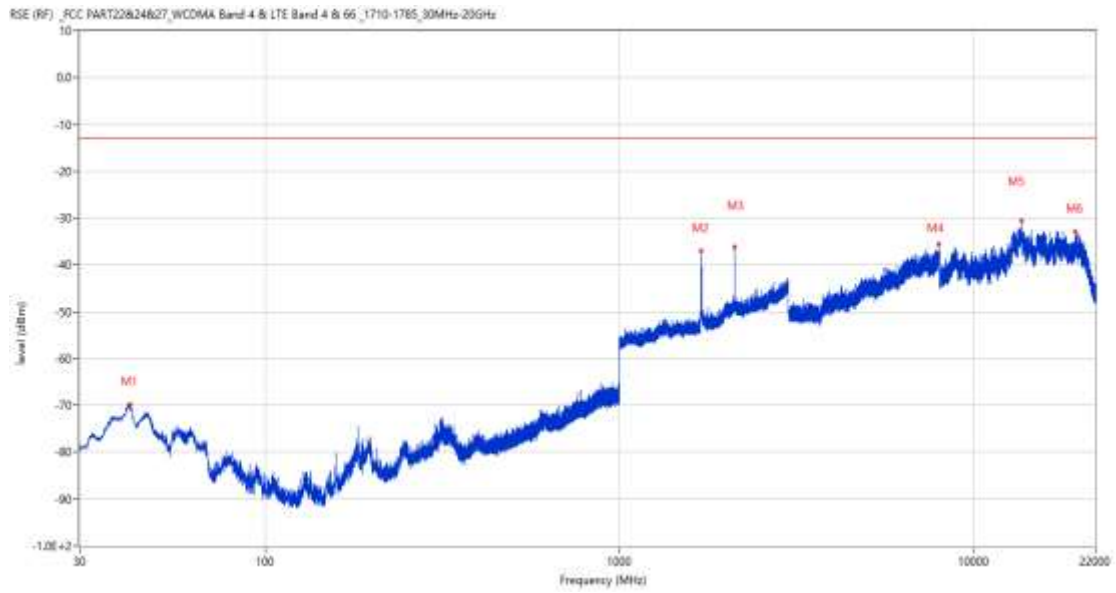
Frequency (MHz)	Result (dBm)	Factor (dB)	PK Limit (dBm)	Over Limit (dB)	Table (o)	ANT	EUT	Verdict
1701.600	-35.29	2.76	-13.0	-22.29	110.00	Horizontal	Horizontal	N/A
2113.700	-23.41	5.67	-13.0	-10.41	244.00	Horizontal	Horizontal	N/A
4513.500	-43.49	11.48	-13.0	-30.49	12.00	Horizontal	Horizontal	Pass
7887.750	-35.66	17.84	-13.0	-22.66	257.00	Horizontal	Horizontal	Pass
13551.974	-31.36	25.21	-13.0	-18.36	96.00	Horizontal	Horizontal	Pass
19492.786	-33.39	21.45	-13.0	-20.39	186.00	Horizontal	Horizontal	Pass

RSE-H&V WCDMA Band 4 CH1312



Frequency (MHz)	Result (dBm)	Factor (dB)	PK Limit (dBm)	Over Limit (dB)	Table (o)	ANT	EUT	Verdict
316.538	-73.76	-11.47	-13.0	-60.76	236.00	Horizontal	Vertical	Pass
1701.500	-36.84	2.77	-13.0	-23.84	147.00	Horizontal	Vertical	N/A
2113.200	-21.78	5.70	-13.0	-8.78	244.00	Horizontal	Vertical	Pass
5673.000	-39.79	13.50	-13.0	-26.79	0.00	Horizontal	Vertical	Pass
8903.213	-36.30	19.73	-13.0	-23.30	129.00	Horizontal	Vertical	Pass
13552.900	-31.15	25.20	-13.0	-18.15	1.00	Horizontal	Vertical	Pass

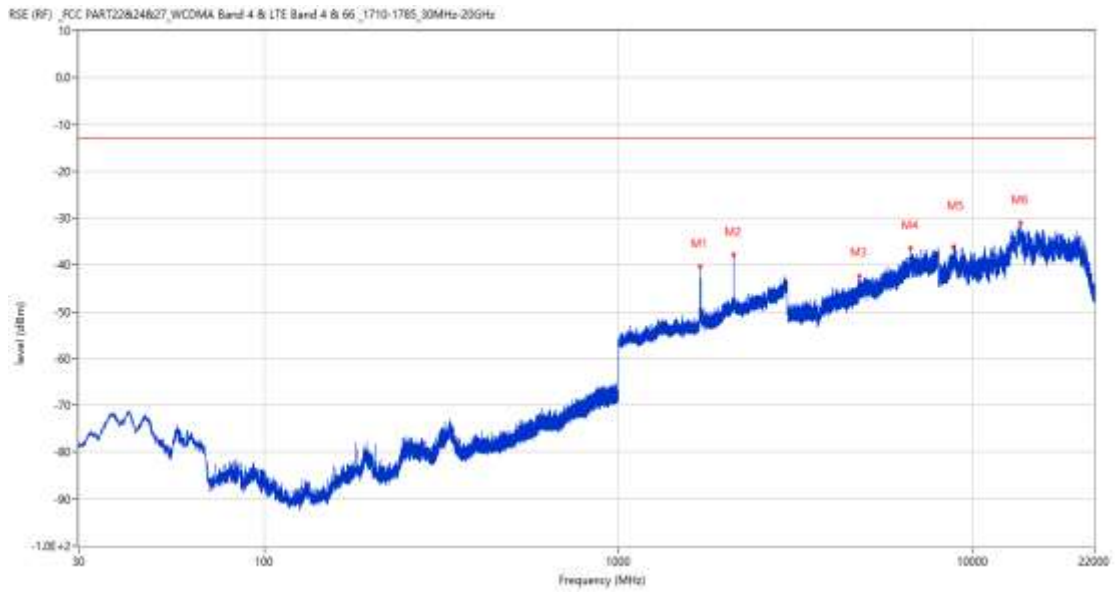
RSE-V&V WCDMA Band 4 CH1312



Frequency (MHz)	Result (dBm)	Factor (dB)	PK Limit (dBm)	Over Limit (dB)	Table (o)	ANT	EUT	Verdict
41.446	-69.75	-18.04	-13.0	-56.75	278.00	Vertical	Vertical	Pass
1701.900	-37.10	2.76	-13.0	-24.10	123.00	Vertical	Vertical	N/A
2111.800	-36.23	5.74	-13.0	-23.23	187.00	Vertical	Vertical	N/A
7932.750	-35.62	18.74	-13.0	-22.62	295.00	Vertical	Vertical	Pass
13590.825	-30.67	24.93	-13.0	-17.67	17.00	Vertical	Vertical	Pass
19339.700	-32.98	21.41	-13.0	-19.98	360.00	Vertical	Vertical	Pass



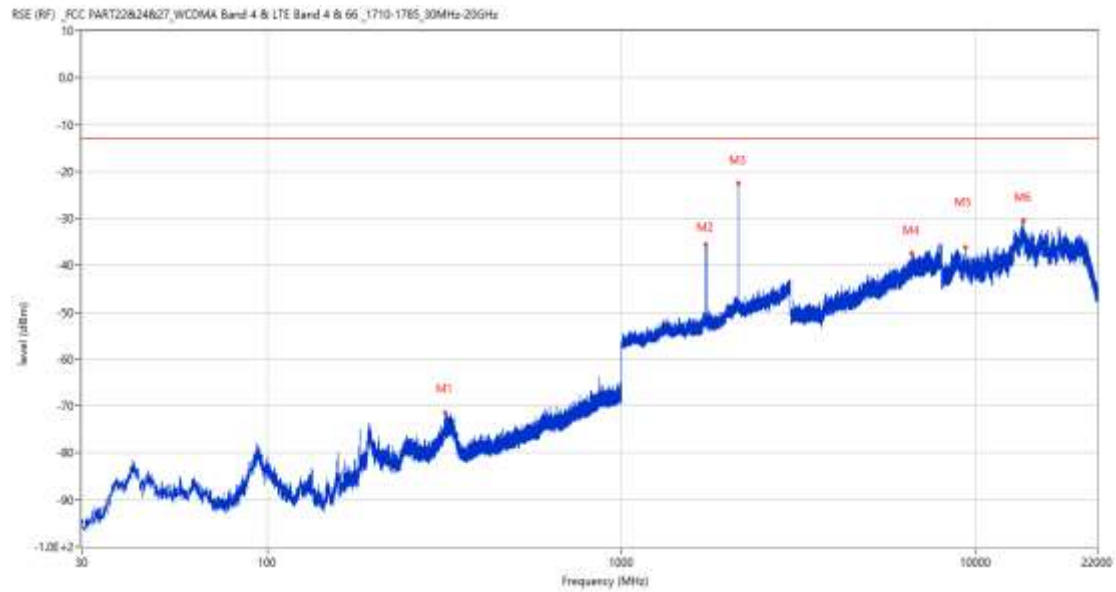
RSE-V&H WCDMA Band 4 CH1312



Frequency (MHz)	Result (dBm)	Factor (dB)	PK Limit (dBm)	Over Limit (dB)	Table (o)	ANT	EUT	Verdict
1702.000	-40.28	2.76	-13.0	-27.28	315.00	Vertical	Horizontal	N/A
2112.400	-37.93	5.73	-13.0	-24.93	127.00	Vertical	Horizontal	N/A
4788.000	-42.44	12.94	-13.0	-29.44	39.00	Vertical	Horizontal	Pass
6672.750	-36.49	16.62	-13.0	-23.49	177.00	Vertical	Horizontal	Pass
8832.912	-36.26	20.08	-13.0	-23.26	255.00	Vertical	Horizontal	Pass
13595.450	-31.11	24.90	-13.0	-18.11	155.00	Vertical	Horizontal	Pass

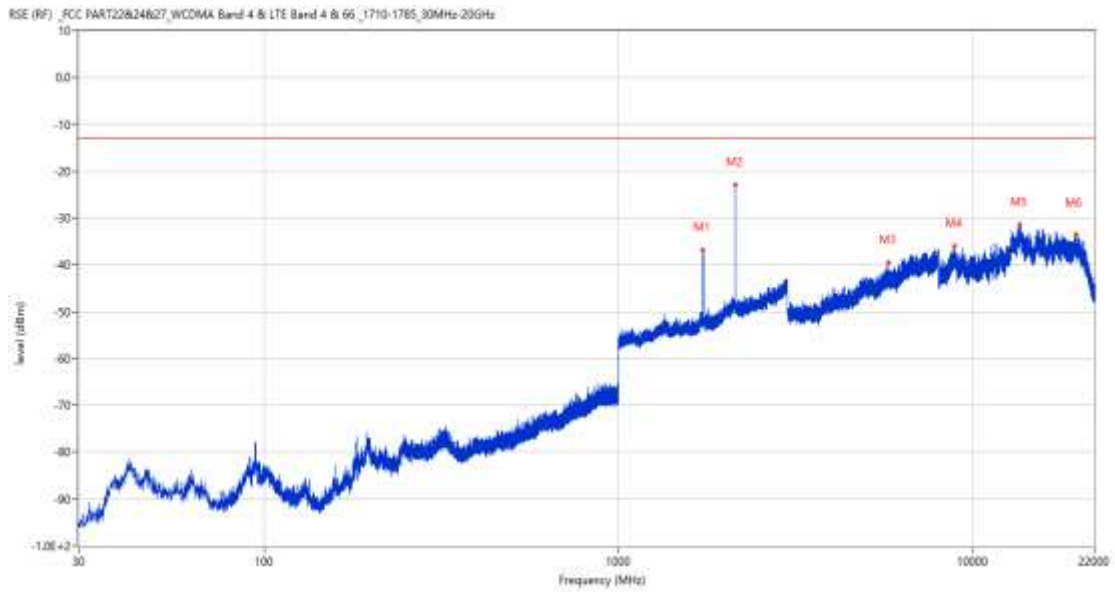
## 6.2 WCDMA Band 4 Middle Channel

### RSE-H&H WCDMA Band 4 CH1412



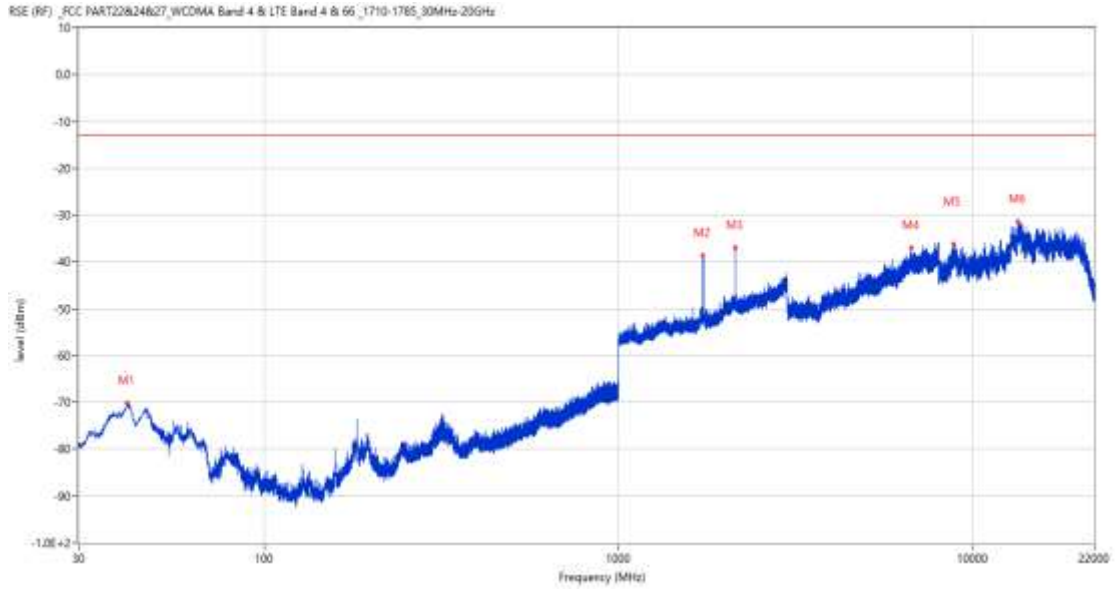
Frequency (MHz)	Result (dBm)	Factor (dB)	PK Limit (dBm)	Over Limit (dB)	Table (o)	ANT	EUT	Verdict
317.508	-71.32	-11.38	-13.0	-58.32	254.00	Horizontal	Horizontal	Pass
1732.400	-35.63	2.45	-13.0	-22.63	5.00	Horizontal	Horizontal	N/A
2132.200	-22.59	4.90	-13.0	-9.59	230.00	Horizontal	Horizontal	N/A
6570.500	-37.50	15.49	-13.0	-24.50	330.00	Horizontal	Horizontal	Pass
9310.050	-36.29	19.66	-13.0	-23.29	299.00	Horizontal	Horizontal	Pass
13573.250	-30.43	25.06	-13.0	-17.43	64.00	Horizontal	Horizontal	Pass

RSE-H&V WCDMA Band 4 CH1412



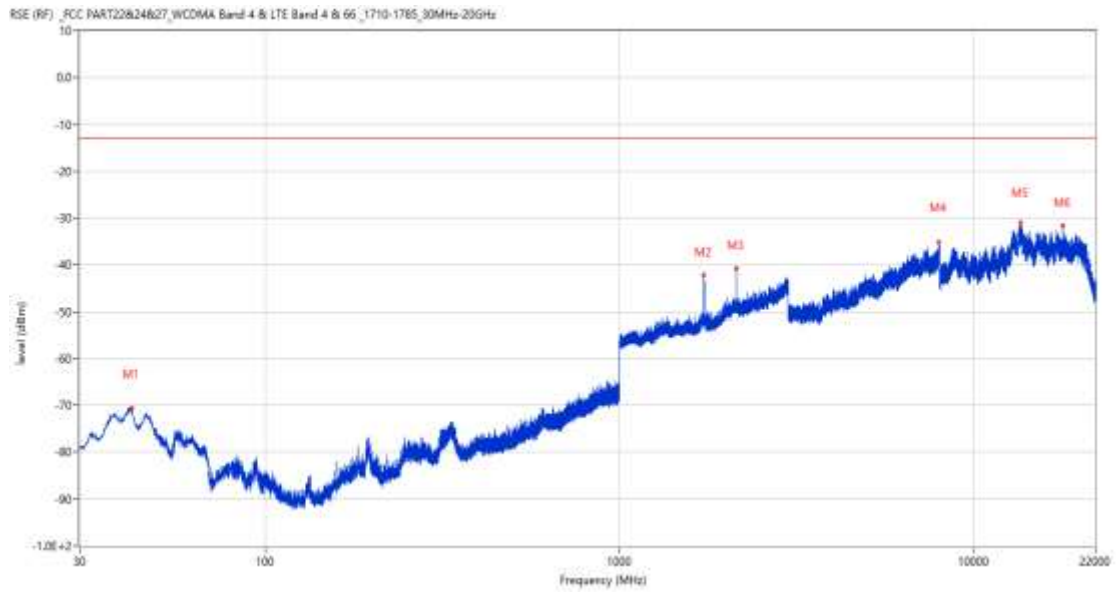
Frequency (MHz)	Result (dBm)	Factor (dB)	PK Limit (dBm)	Over Limit (dB)	Table (o)	ANT	EUT	Verdict
1732.000	-36.89	2.45	-13.0	-23.89	145.00	Horizontal	Vertical	N/A
2132.200	-22.87	4.90	-13.0	-9.87	158.00	Horizontal	Vertical	N/A
5765.500	-39.55	14.36	-13.0	-26.55	92.00	Horizontal	Vertical	Pass
8872.337	-36.01	20.09	-13.0	-23.01	1.00	Horizontal	Vertical	Pass
13552.437	-31.39	25.20	-13.0	-18.39	268.00	Horizontal	Vertical	Pass
19565.400	-33.45	21.47	-13.0	-20.45	314.00	Horizontal	Vertical	Pass

RSE-V&V WCDMA Band 4 CH1412



Frequency (MHz)	Result (dBm)	Factor (dB)	PK Limit (dBm)	Over Limit (dB)	Table (o)	ANT	EUT	Verdict
41.155	-70.27	-18.54	-13.0	-57.27	192.00	Vertical	Vertical	Pass
1732.200	-38.61	2.45	-13.0	-25.61	124.00	Vertical	Vertical	N/A
2133.700	-37.00	4.88	-13.0	-24.00	143.00	Vertical	Vertical	N/A
6687.000	-37.12	17.07	-13.0	-24.12	173.00	Vertical	Vertical	Pass
8836.950	-36.13	20.15	-13.0	-23.13	360.00	Vertical	Vertical	Pass
13373.450	-31.42	24.69	-13.0	-18.42	69.00	Vertical	Vertical	Pass

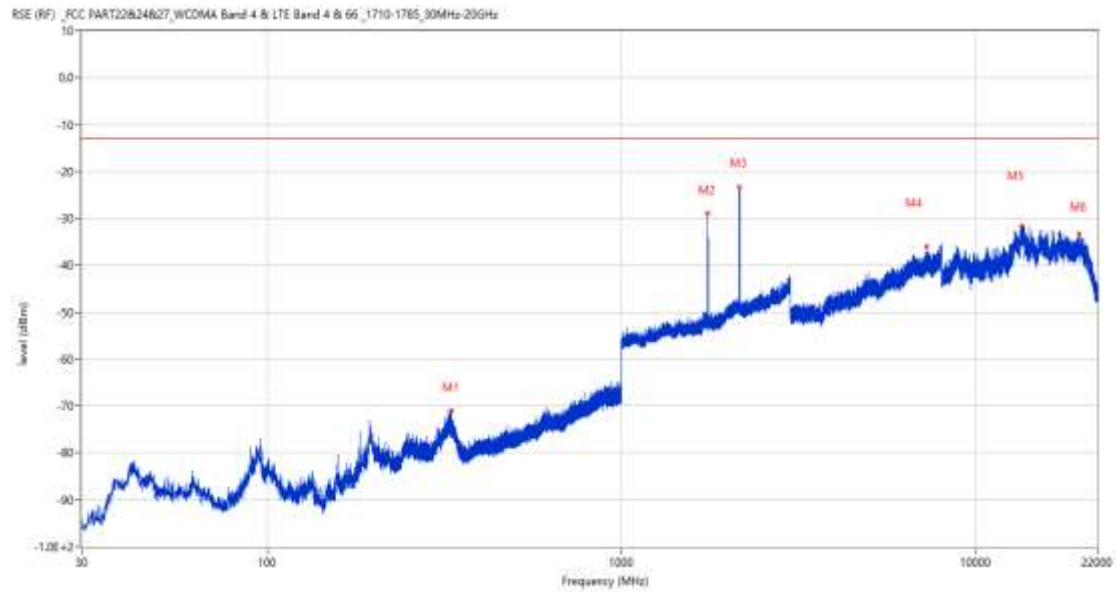
RSE-V&H WCDMA Band 4 CH1412



Frequency (MHz)	Result (dBm)	Factor (dB)	PK Limit (dBm)	Over Limit (dB)	Table (o)	ANT	EUT	Verdict
41.931	-70.60	-17.28	-13.0	-57.60	223.00	Vertical	Horizontal	Pass
1732.600	-42.17	2.45	-13.0	-29.17	323.00	Vertical	Horizontal	N/A
2134.000	-40.84	4.93	-13.0	-27.84	165.00	Vertical	Horizontal	N/A
7930.000	-35.11	18.66	-13.0	-22.11	237.00	Vertical	Horizontal	Pass
13542.263	-31.00	25.02	-13.0	-18.00	321.00	Vertical	Horizontal	Pass
17820.850	-31.74	22.13	-13.0	-18.74	360.00	Vertical	Horizontal	Pass

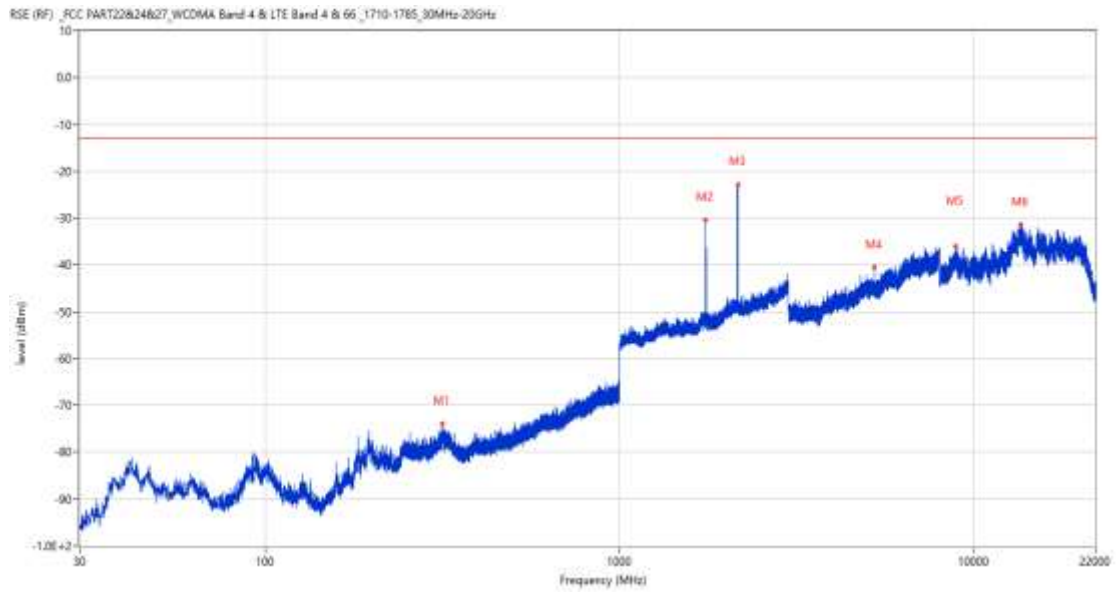
### 6.3 WCDMA Band 4 High Channel

#### RSE-H&H WCDMA Band 4 CH1513



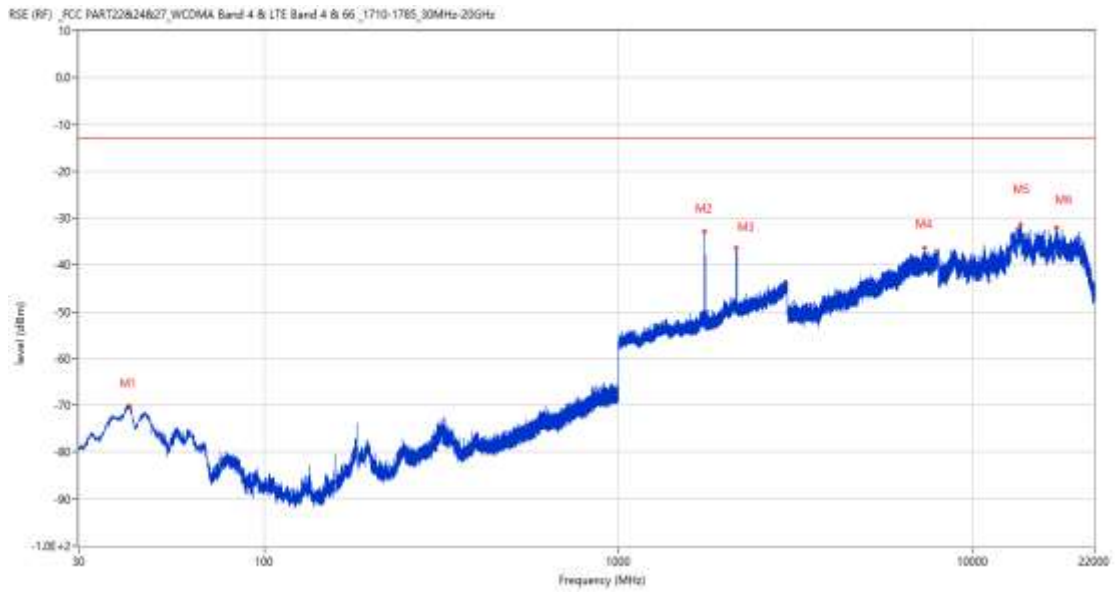
Frequency (MHz)	Result (dBm)	Factor (dB)	PK Limit (dBm)	Over Limit (dB)	Table (o)	ANT	EUT	Verdict
331.525	-71.05	-10.46	-13.0	-58.05	229.00	Horizontal	Horizontal	Pass
1751.800	-28.91	2.26	-13.0	-15.91	21.00	Horizontal	Horizontal	N/A
2152.400	-23.28	4.97	-13.0	-10.28	240.00	Horizontal	Horizontal	N/A
7241.250	-36.00	17.50	-13.0	-23.00	0.00	Horizontal	Horizontal	Pass
13468.262	-31.62	24.30	-13.0	-18.62	49.00	Horizontal	Horizontal	Pass
19549.213	-33.33	21.46	-13.0	-20.33	3.00	Horizontal	Horizontal	Pass

RSE-H&V WCDMA Band 4 CH1513



Frequency (MHz)	Result (dBm)	Factor (dB)	PK Limit (dBm)	Over Limit (dB)	Table (o)	ANT	EUT	Verdict
315.568	-73.99	-11.40	-13.0	-60.99	253.00	Horizontal	Vertical	Pass
1751.700	-30.41	2.26	-13.0	-17.41	143.00	Horizontal	Vertical	N/A
2154.400	-22.86	4.85	-13.0	-9.86	155.00	Horizontal	Vertical	N/A
5237.750	-40.47	12.15	-13.0	-27.47	151.00	Horizontal	Vertical	Pass
8844.075	-35.94	20.26	-13.0	-22.94	263.00	Horizontal	Vertical	Pass
13537.175	-31.46	24.89	-13.0	-18.46	343.00	Horizontal	Vertical	Pass

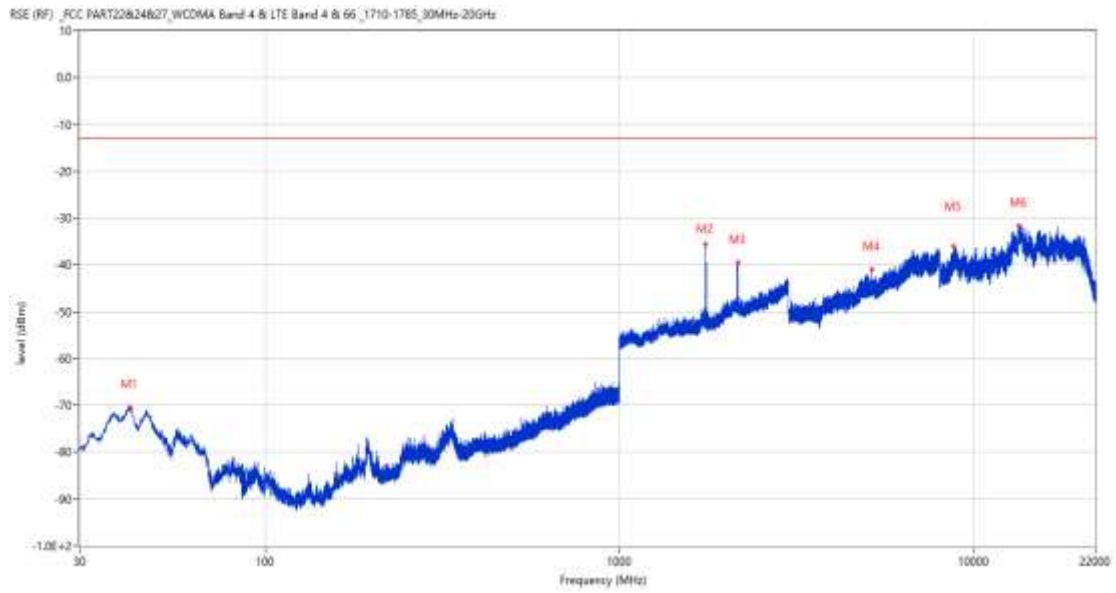
RSE-V&V WCDMA Band 4 CH1513



Frequency (MHz)	Result (dBm)	Factor (dB)	PK Limit (dBm)	Over Limit (dB)	Table (o)	ANT	EUT	Verdict
41.592	-70.16	-17.79	-13.0	-57.16	330.00	Vertical	Vertical	Pass
1751.700	-32.91	2.26	-13.0	-19.91	121.00	Vertical	Vertical	N/A
2153.000	-36.46	4.94	-13.0	-23.46	181.00	Vertical	Vertical	N/A
7314.250	-36.36	17.15	-13.0	-23.36	49.00	Vertical	Vertical	Pass
13580.188	-31.53	25.01	-13.0	-18.53	360.00	Vertical	Vertical	Pass
17165.025	-32.10	23.34	-13.0	-19.10	291.00	Vertical	Vertical	Pass



RSE-V&H WCDMA Band 4 CH1513

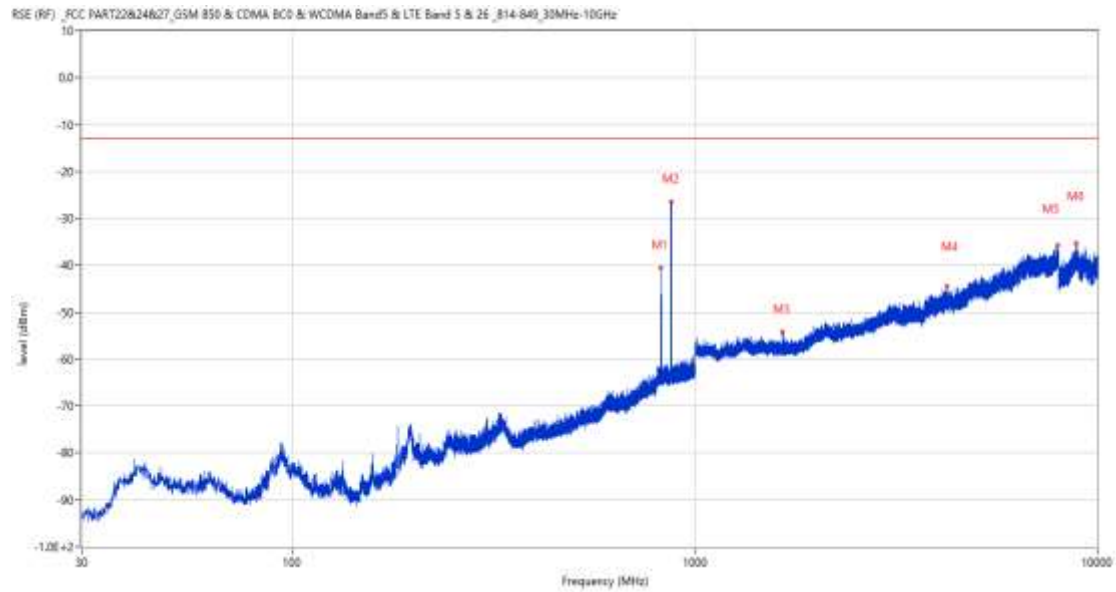


Frequency (MHz)	Result (dBm)	Factor (dB)	PK Limit (dBm)	Over Limit (dB)	Table (o)	ANT	EUT	Verdict
41.446	-70.35	-18.04	-13.0	-57.35	270.00	Vertical	Horizontal	Pass
1751.800	-35.67	2.26	-13.0	-22.67	304.00	Vertical	Horizontal	N/A
2154.800	-39.44	4.87	-13.0	-26.44	0.00	Vertical	Horizontal	N/A
5153.250	-40.99	12.16	-13.0	-27.99	296.00	Vertical	Horizontal	Pass
8744.088	-35.90	18.91	-13.0	-22.90	3.00	Vertical	Horizontal	Pass
13395.651	-31.64	24.82	-13.0	-18.64	85.00	Vertical	Horizontal	Pass

7 WCDMA Band 5

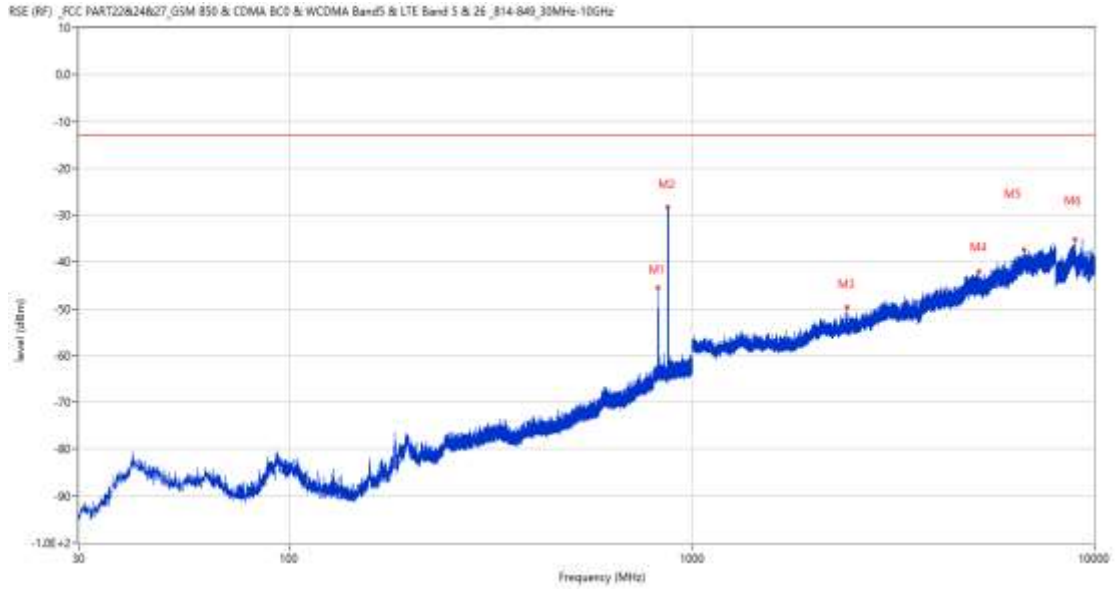
7.1 WCDMA Band 5 Low Channel

RSE-H&H WCDMA Band 5 CH4132



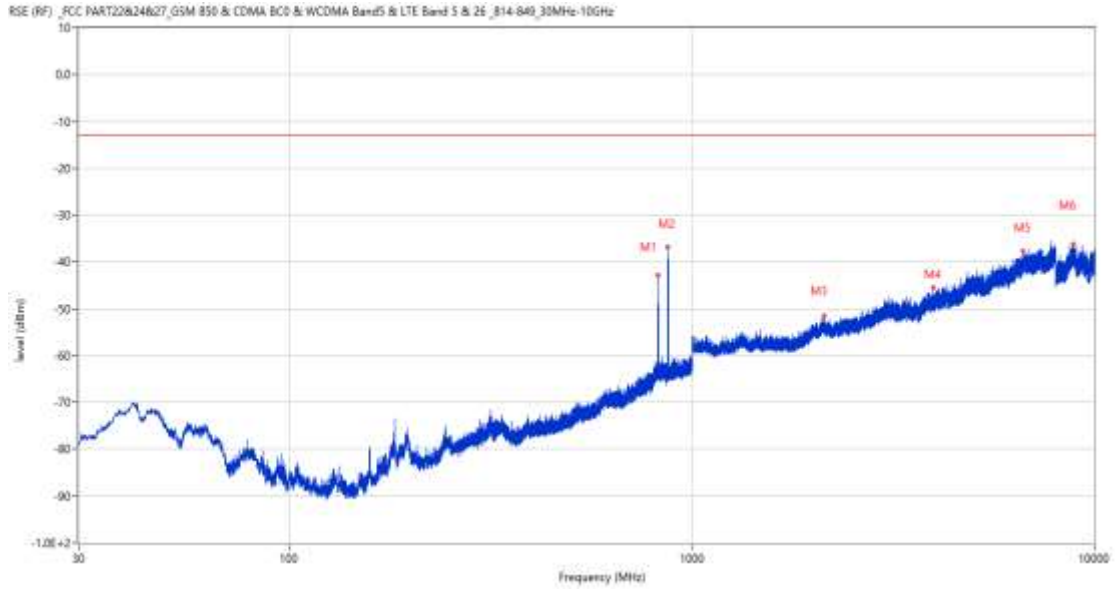
Frequency (MHz)	Result (dBm)	Factor (dB)	PK Limit (dBm)	Over Limit (dB)	Table (o)	ANT	EUT	Verdict
824.721	-40.57	6.91	-13.0	-27.57	183.00	Horizontal	Horizontal	N/A
872.639	-26.54	6.43	-13.0	-13.54	257.00	Horizontal	Horizontal	N/A
1651.900	-54.29	-3.67	-13.0	-41.29	297.00	Horizontal	Horizontal	Pass
4235.500	-44.44	10.40	-13.0	-31.44	363.00	Horizontal	Horizontal	Pass
7992.000	-35.75	18.51	-13.0	-22.75	360.00	Horizontal	Horizontal	Pass
8843.600	-35.45	20.26	-13.0	-22.45	166.00	Horizontal	Horizontal	Pass

RSE-H&V WCDMA Band 5 CH4132



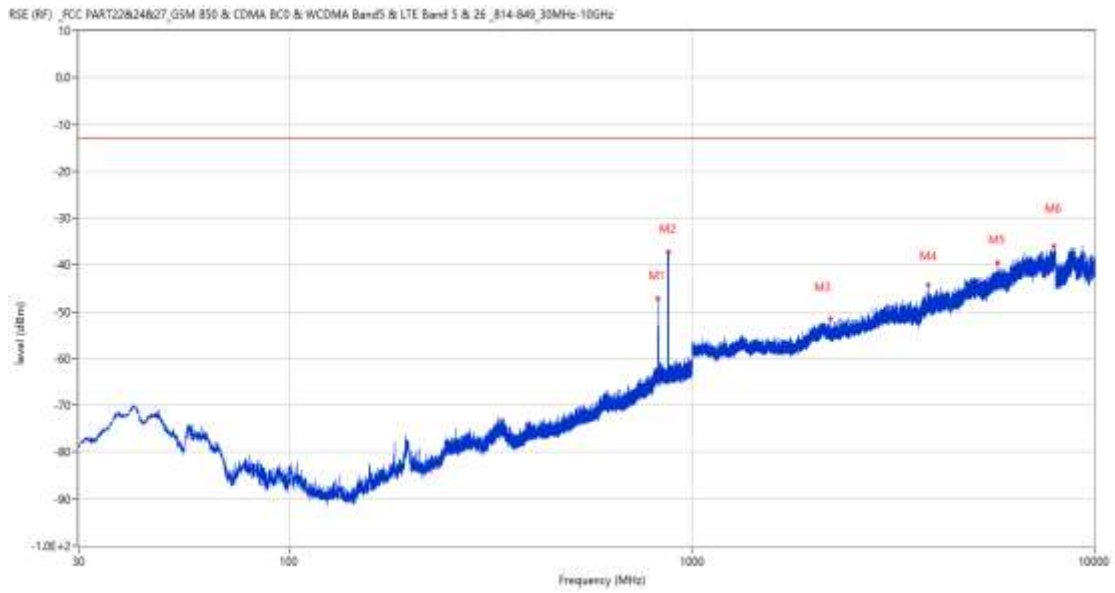
Frequency (MHz)	Result (dBm)	Factor (dB)	PK Limit (dBm)	Over Limit (dB)	Table (o)	ANT	EUT	Verdict
824.575	-45.61	6.91	-13.0	-32.61	142.00	Horizontal	Vertical	N/A
870.068	-28.38	6.39	-13.0	-15.38	259.00	Horizontal	Vertical	N/A
2435.200	-49.59	0.27	-13.0	-36.59	229.00	Horizontal	Vertical	Pass
5178.750	-41.95	12.27	-13.0	-28.95	27.00	Horizontal	Vertical	Pass
6682.500	-37.46	16.95	-13.0	-24.46	190.00	Horizontal	Vertical	Pass
8951.099	-35.26	19.40	-13.0	-22.26	323.00	Horizontal	Vertical	Pass

RSE-V&V WCDMA Band 5 CH4132



Frequency (MHz)	Result (dBm)	Factor (dB)	PK Limit (dBm)	Over Limit (dB)	Table (o)	ANT	EUT	Verdict
824.624	-42.85	6.91	-13.0	-29.85	155.00	Vertical	Vertical	N/A
871.281	-36.73	6.43	-13.0	-23.73	320.00	Vertical	Vertical	N/A
2137.300	-51.55	-0.24	-13.0	-38.55	345.00	Vertical	Vertical	Pass
3973.500	-45.57	9.64	-13.0	-32.57	207.00	Vertical	Vertical	Pass
6664.000	-37.60	16.41	-13.0	-24.60	126.00	Vertical	Vertical	Pass
8849.200	-36.28	20.35	-13.0	-23.28	253.00	Vertical	Vertical	Pass

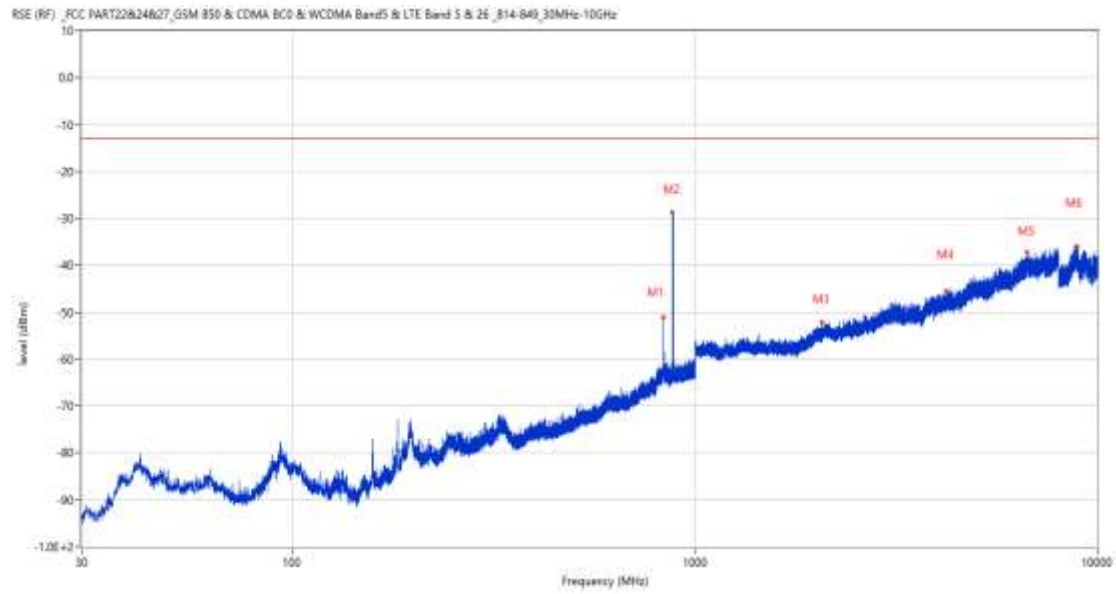
RSE-V&H WCDMA Band 5 CH4132



Frequency (MHz)	Result (dBm)	Factor (dB)	PK Limit (dBm)	Over Limit (dB)	Table (o)	ANT	EUT	Verdict
824.575	-47.28	6.91	-13.0	-34.28	70.00	Vertical	Horizontal	N/A
872.930	-37.24	6.43	-13.0	-24.24	62.00	Vertical	Horizontal	N/A
2203.900	-51.51	-0.50	-13.0	-38.51	57.00	Vertical	Horizontal	Pass
3861.000	-44.32	9.68	-13.0	-31.32	304.00	Vertical	Horizontal	Pass
5751.500	-39.45	14.15	-13.0	-26.45	255.00	Vertical	Horizontal	Pass
7946.000	-36.09	18.77	-13.0	-23.09	0.00	Vertical	Horizontal	Pass

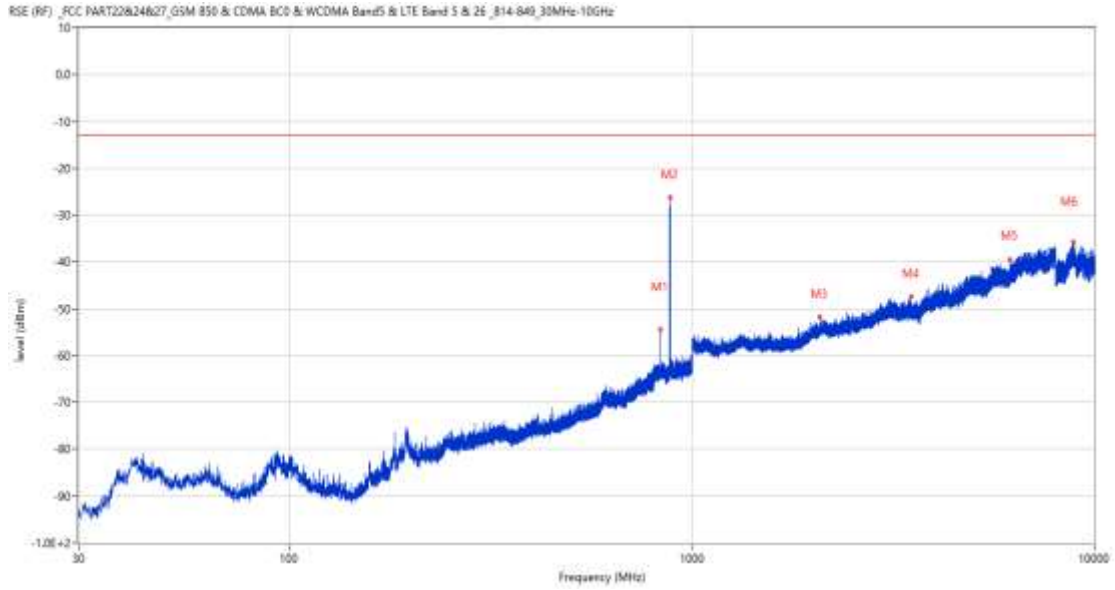
## 7.2 WCDMA Band 5 Middle Channel

RSE-H&H WCDMA Band 5 CH4182



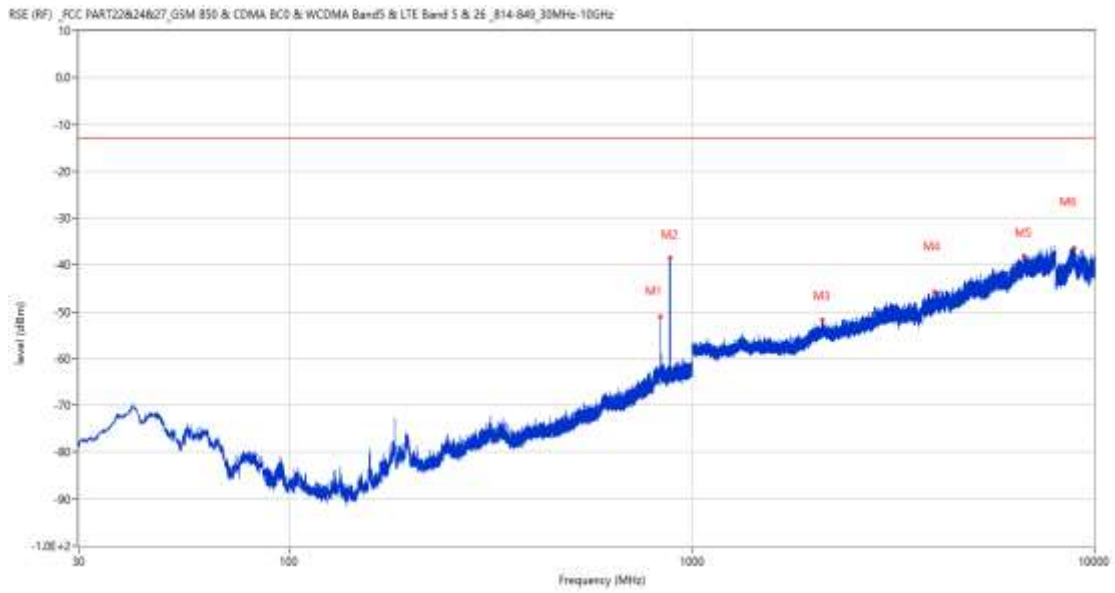
Frequency (MHz)	Result (dBm)	Factor (dB)	PK Limit (dBm)	Over Limit (dB)	Table (o)	ANT	EUT	Verdict
836.119	-51.09	7.12	-13.0	-38.09	189.00	Horizontal	Horizontal	N/A
880.981	-28.68	6.73	-13.0	-15.68	247.00	Horizontal	Horizontal	N/A
2064.300	-52.19	-0.38	-13.0	-39.19	151.00	Horizontal	Horizontal	Pass
4216.500	-45.52	10.36	-13.0	-32.52	127.00	Horizontal	Horizontal	Pass
6676.250	-37.23	16.79	-13.0	-24.23	92.00	Horizontal	Horizontal	Pass
8917.800	-36.03	19.64	-13.0	-23.03	277.00	Horizontal	Horizontal	Pass

RSE-H&V WCDMA Band 5 CH4182



Frequency (MHz)	Result (dBm)	Factor (dB)	PK Limit (dBm)	Over Limit (dB)	Table (o)	ANT	EUT	Verdict
835.439	-54.45	7.11	-13.0	-41.45	306.00	Horizontal	Vertical	N/A
881.708	-26.19	6.76	-13.0	-13.19	78.00	Horizontal	Vertical	N/A
2075.500	-51.69	-0.11	-13.0	-38.69	3.00	Horizontal	Vertical	Pass
3515.250	-47.48	6.59	-13.0	-34.48	10.00	Horizontal	Vertical	Pass
6173.750	-39.50	14.29	-13.0	-26.50	42.00	Horizontal	Vertical	Pass
8852.901	-35.80	20.32	-13.0	-22.80	322.00	Horizontal	Vertical	Pass

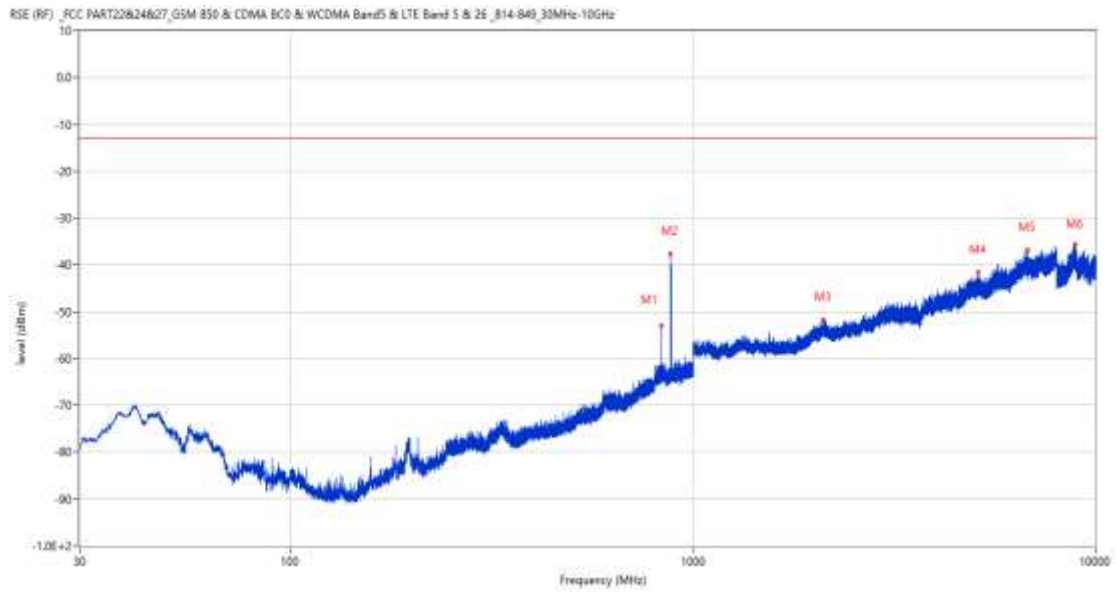
RSE-V&V WCDMA Band 5 CH4182



Frequency (MHz)	Result (dBm)	Factor (dB)	PK Limit (dBm)	Over Limit (dB)	Table (o)	ANT	EUT	Verdict
835.682	-51.02	7.11	-13.0	-38.02	228.00	Vertical	Vertical	N/A
882.048	-38.56	6.77	-13.0	-25.56	199.00	Vertical	Vertical	N/A
2112.500	-51.81	0.27	-13.0	-38.81	181.00	Vertical	Vertical	Pass
3991.500	-45.66	9.63	-13.0	-32.66	221.00	Vertical	Vertical	Pass
6670.750	-37.98	16.55	-13.0	-24.98	351.00	Vertical	Vertical	Pass
8895.400	-36.45	19.81	-13.0	-23.45	322.00	Vertical	Vertical	Pass



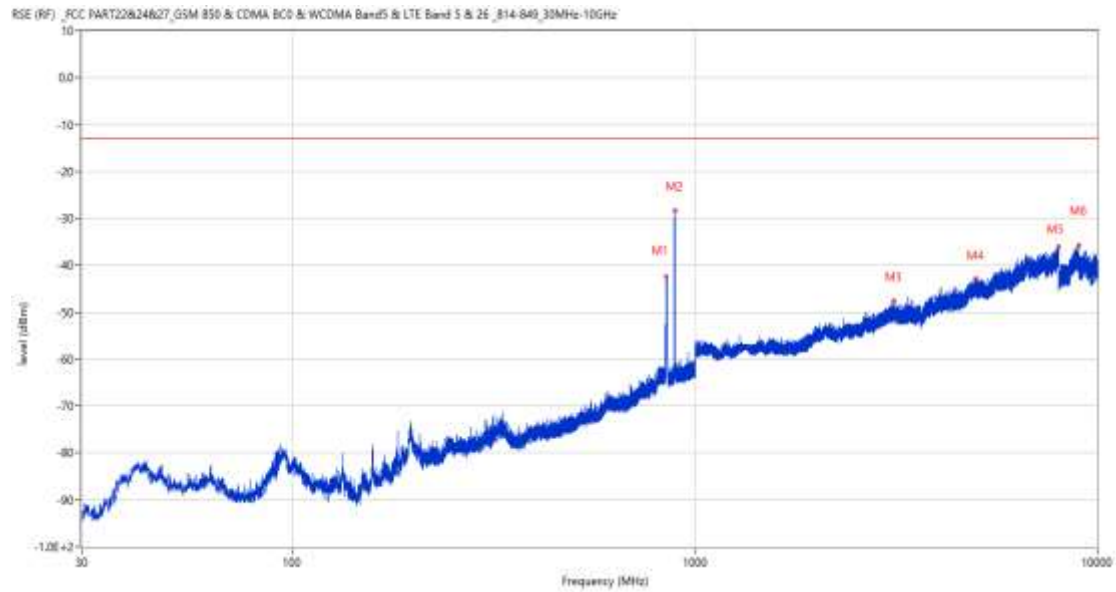
RSE-V&H WCDMA Band 5 CH4182



Frequency (MHz)	Result (dBm)	Factor (dB)	PK Limit (dBm)	Over Limit (dB)	Table (o)	ANT	EUT	Verdict
835.585	-53.07	7.11	-13.0	-40.07	68.00	Vertical	Horizontal	N/A
879.817	-37.71	6.57	-13.0	-24.71	309.00	Vertical	Horizontal	N/A
2111.500	-51.72	0.27	-13.0	-38.72	114.00	Vertical	Horizontal	Pass
5115.000	-41.65	12.23	-13.0	-28.65	286.00	Vertical	Horizontal	Pass
6791.250	-36.78	16.47	-13.0	-23.78	238.00	Vertical	Horizontal	Pass
8925.100	-35.61	19.59	-13.0	-22.61	124.00	Vertical	Horizontal	Pass

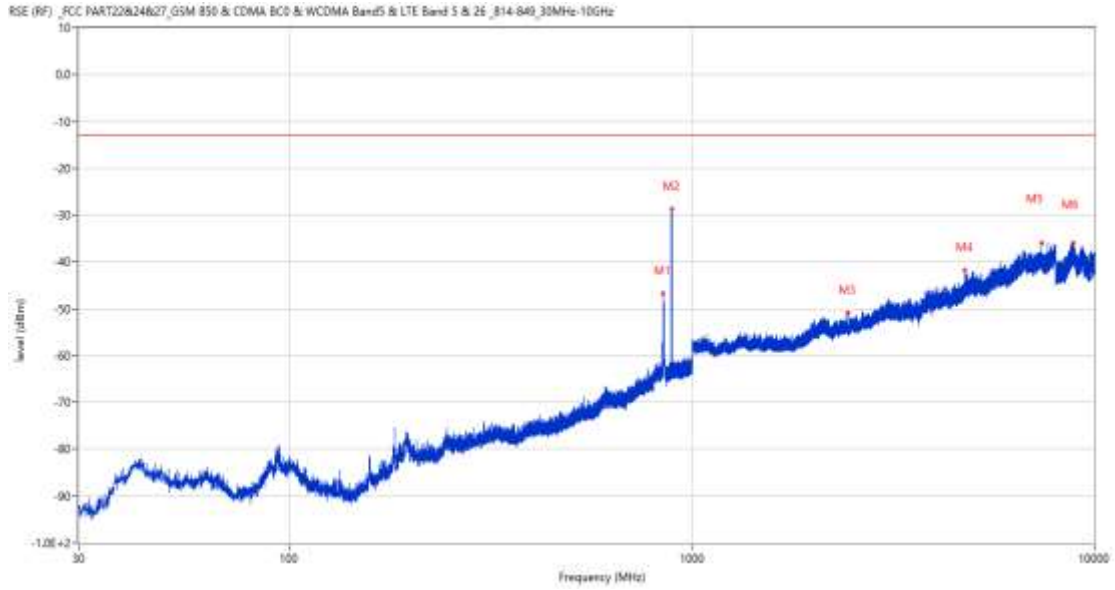
### 7.3 WCDMA Band 5 High Channel

RSE-H&H WCDMA Band 5 CH4233



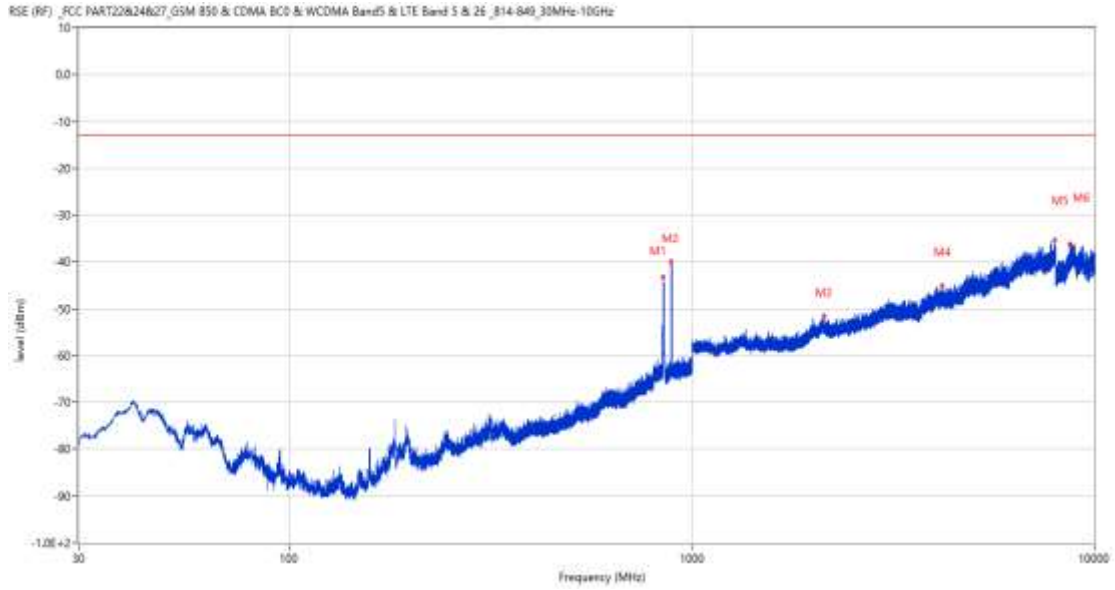
Frequency (MHz)	Result (dBm)	Factor (dB)	PK Limit (dBm)	Over Limit (dB)	Table (o)	ANT	EUT	Verdict
848.486	-42.50	7.31	-13.0	-29.50	191.00	Horizontal	Horizontal	N/A
892.233	-28.24	6.95	-13.0	-15.24	251.00	Horizontal	Horizontal	N/A
3121.250	-47.57	6.67	-13.0	-34.57	360.00	Horizontal	Horizontal	Pass
5004.500	-42.89	12.61	-13.0	-29.89	141.00	Horizontal	Horizontal	Pass
7994.500	-36.05	18.72	-13.0	-23.05	190.00	Horizontal	Horizontal	Pass
8983.300	-35.70	18.46	-13.0	-22.70	232.00	Horizontal	Horizontal	Pass

RSE-H&V WCDMA Band 5 CH4233



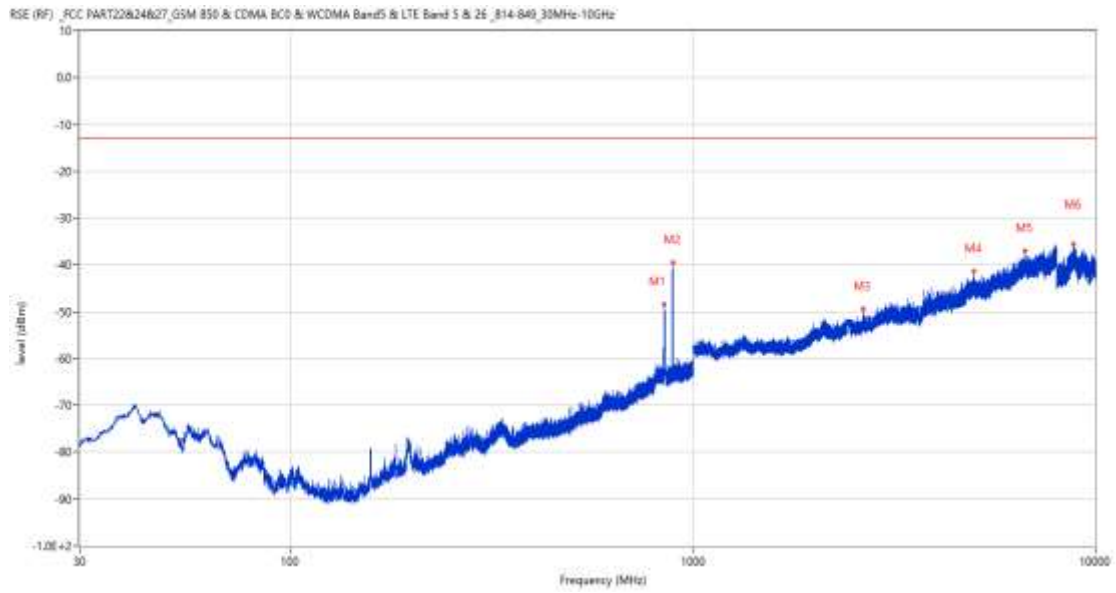
Frequency (MHz)	Result (dBm)	Factor (dB)	PK Limit (dBm)	Over Limit (dB)	Table (o)	ANT	EUT	Verdict
848.341	-46.84	7.31	-13.0	-33.84	131.00	Horizontal	Vertical	N/A
893.348	-28.68	6.93	-13.0	-15.68	85.00	Horizontal	Vertical	N/A
2436.700	-51.00	0.17	-13.0	-38.00	321.00	Horizontal	Vertical	Pass
4777.500	-41.69	12.48	-13.0	-28.69	44.00	Horizontal	Vertical	Pass
7400.000	-35.91	17.82	-13.0	-22.91	341.00	Horizontal	Vertical	Pass
8850.900	-35.94	20.35	-13.0	-22.94	100.00	Horizontal	Vertical	Pass

RSE-V&V WCDMA Band 5 CH4233



Frequency (MHz)	Result (dBm)	Factor (dB)	PK Limit (dBm)	Over Limit (dB)	Table (o)	ANT	EUT	Verdict
848.631	-43.22	7.31	-13.0	-30.22	110.00	Vertical	Vertical	N/A
890.050	-39.96	7.02	-13.0	-26.96	333.00	Vertical	Vertical	N/A
2132.500	-51.56	-0.33	-13.0	-38.56	333.00	Vertical	Vertical	Pass
4177.000	-45.05	10.17	-13.0	-32.05	91.00	Vertical	Vertical	Pass
7989.500	-35.34	18.40	-13.0	-22.34	287.00	Vertical	Vertical	Pass
8696.700	-36.29	19.32	-13.0	-23.29	320.00	Vertical	Vertical	Pass

RSE-V&H WCDMA Band 5 CH4233



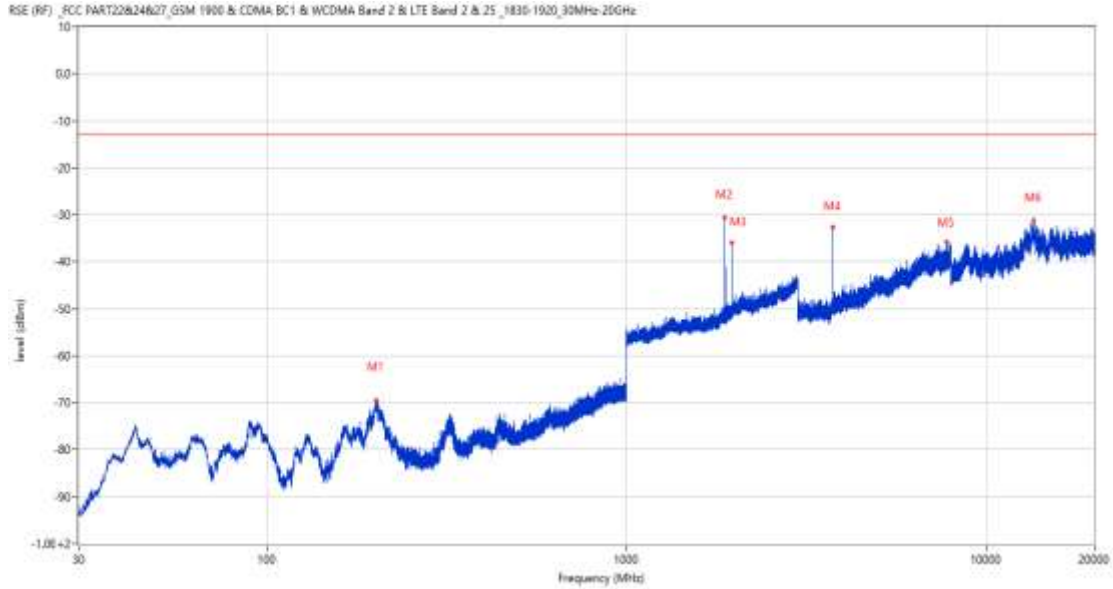
Frequency (MHz)	Result (dBm)	Factor (dB)	PK Limit (dBm)	Over Limit (dB)	Table (o)	ANT	EUT	Verdict
848.534	-48.40	7.31	-13.0	-35.40	61.00	Vertical	Horizontal	N/A
892.572	-39.51	6.94	-13.0	-26.51	285.00	Vertical	Horizontal	N/A
2653.400	-49.54	2.48	-13.0	-36.54	119.00	Vertical	Horizontal	Pass
4990.750	-41.43	13.07	-13.0	-28.43	255.00	Vertical	Horizontal	Pass
6669.250	-36.99	16.54	-13.0	-23.99	360.00	Vertical	Horizontal	Pass
8834.600	-35.67	20.11	-13.0	-22.67	120.00	Vertical	Horizontal	Pass

LTE

8 LTE Band 2

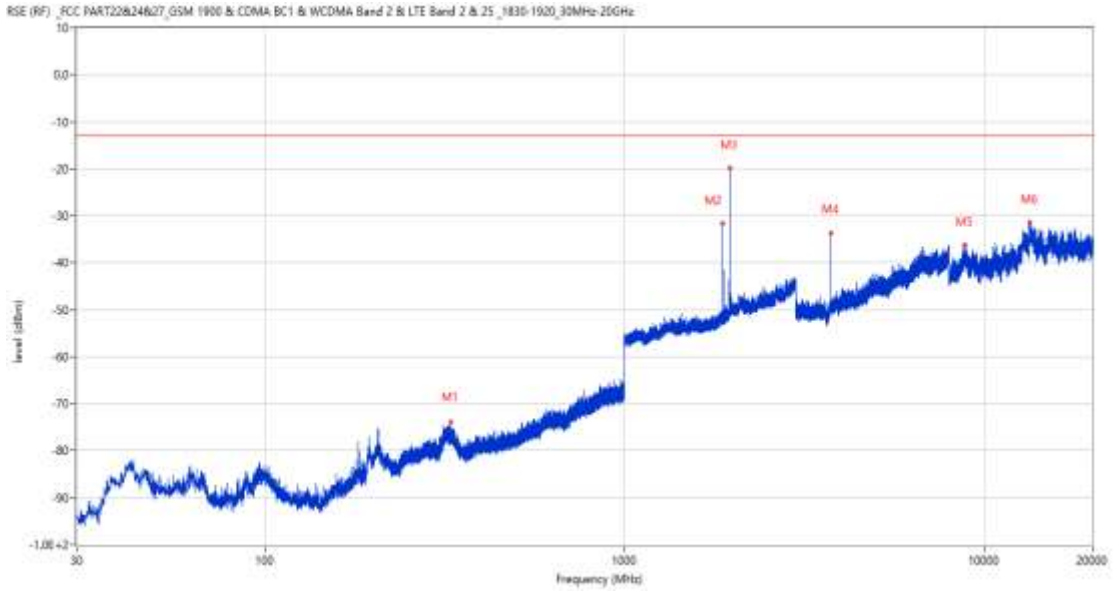
8.1 LTE Band 2 BW1.4, Middle Channel

RSE-H&H LTE Band 2 BW1.4 CH18900



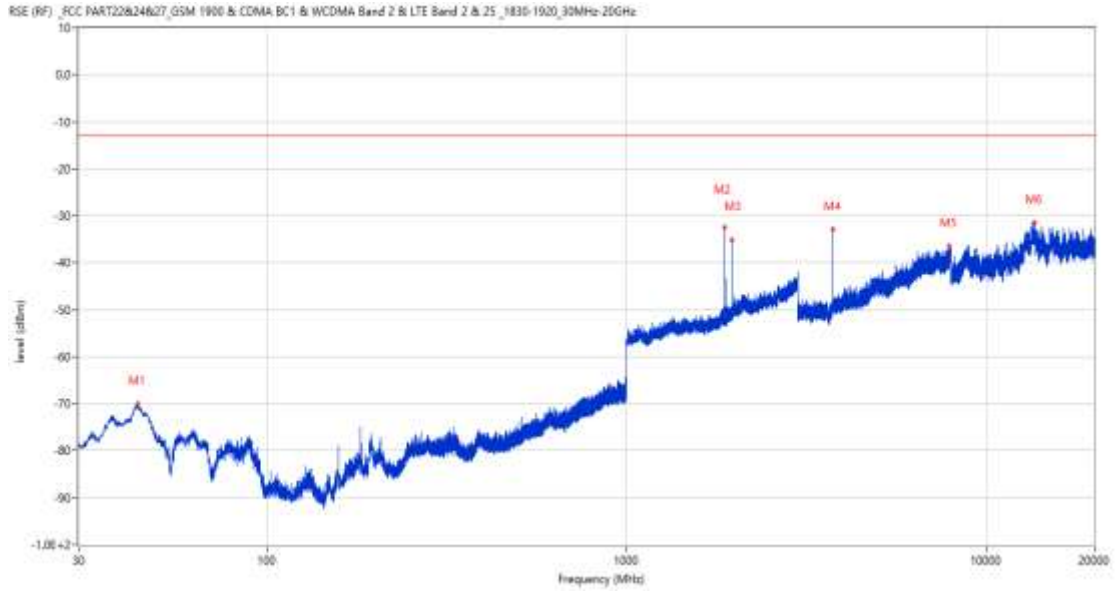
Frequency (MHz)	Result (dBm)	Factor (dB)	PK Limit (dBm)	Over Limit (dB)	Table (o)	ANT	EUT	Verdict
201.738	-69.52	-15.62	-13.0	-56.52	39.00	Horizontal	Horizontal	Pass
1880.300	-30.64	2.76	-13.0	-17.64	89.00	Horizontal	Horizontal	N/A
1961.000	-35.99	3.38	-13.0	-22.99	260.00	Horizontal	Horizontal	N/A
3759.750	-32.76	9.21	-13.0	-19.76	69.00	Horizontal	Horizontal	Pass
7774.500	-35.81	18.10	-13.0	-22.81	3.00	Horizontal	Horizontal	Pass
13577.224	-31.23	25.03	-13.0	-18.23	1.00	Horizontal	Horizontal	Pass

RSE-H&V LTE Band 2 BW1.4 CH18900



Frequency (MHz)	Result (dBm)	Factor (dB)	PK Limit (dBm)	Over Limit (dB)	Table (o)	ANT	EUT	Verdict
329.390	-73.96	-10.67	-13.0	-60.96	45.00	Horizontal	Vertical	Pass
1880.400	-31.62	2.76	-13.0	-18.62	193.00	Horizontal	Vertical	N/A
1960.800	-19.82	3.39	-13.0	-6.82	257.00	Horizontal	Vertical	N/A
3759.750	-36.65	9.21	-13.0	-23.65	352.00	Horizontal	Vertical	Pass
8855.474	-36.17	20.29	-13.0	-23.17	360.00	Horizontal	Vertical	Pass
13401.050	-31.51	24.84	-13.0	-18.51	251.00	Horizontal	Vertical	Pass

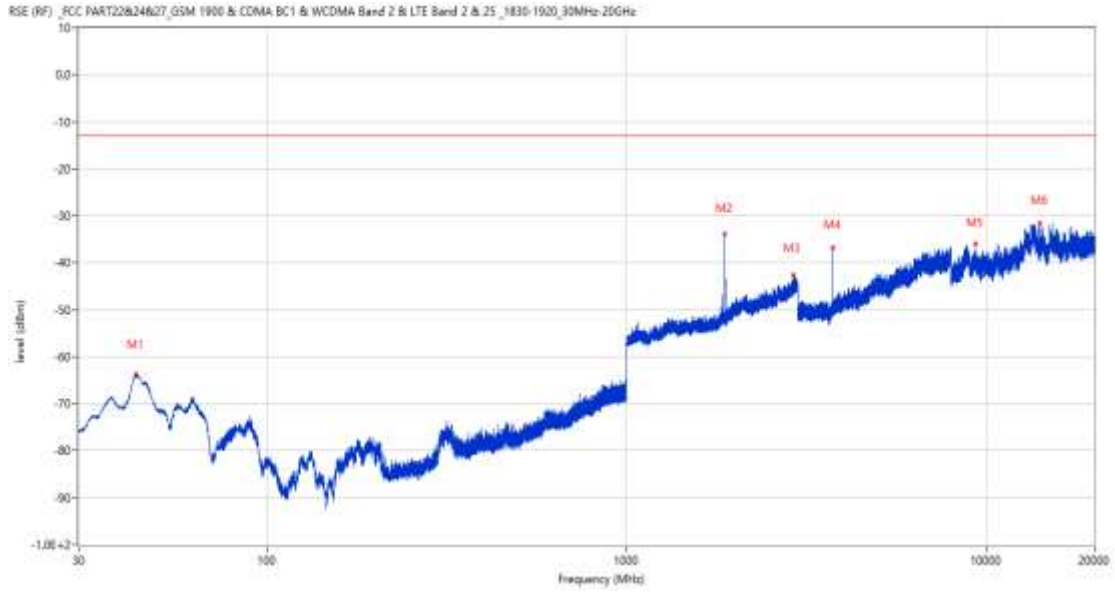
RSE-V&V LTE Band 2 BW1.4 CH18900



Frequency (MHz)	Result (dBm)	Factor (dB)	PK Limit (dBm)	Over Limit (dB)	Table (o)	ANT	EUT	Verdict
43.725	-69.98	-17.17	-13.0	-56.98	77.00	Vertical	Vertical	Pass
1880.400	-32.50	2.76	-13.0	-19.50	38.00	Vertical	Vertical	N/A
1960.700	-35.14	3.40	-13.0	-22.14	0.00	Vertical	Vertical	N/A
3759.750	-32.80	9.21	-13.0	-19.80	127.00	Vertical	Vertical	Pass
7886.250	-36.36	17.89	-13.0	-23.36	280.00	Vertical	Vertical	Pass
13635.951	-31.45	24.84	-13.0	-18.45	0.00	Vertical	Vertical	Pass



RSE-V&H LTE Band 2 BW1.4 CH18900



Frequency (MHz)	Result (dBm)	Factor (dB)	PK Limit (dBm)	Over Limit (dB)	Table (o)	ANT	EUT	Verdict
43.192	-63.83	-16.65	-13.0	-50.83	48.00	Vertical	Horizontal	Pass
1880.400	-34.01	2.76	-13.0	-21.01	69.00	Vertical	Horizontal	N/A
2919.500	-42.67	11.21	-13.0	-29.67	250.00	Vertical	Horizontal	Pass
3759.750	-36.82	9.21	-13.0	-23.82	52.00	Vertical	Horizontal	Pass
9334.275	-36.03	19.33	-13.0	-23.03	3.00	Vertical	Horizontal	Pass
14073.125	-31.67	23.63	-13.0	-18.67	159.00	Vertical	Horizontal	Pass

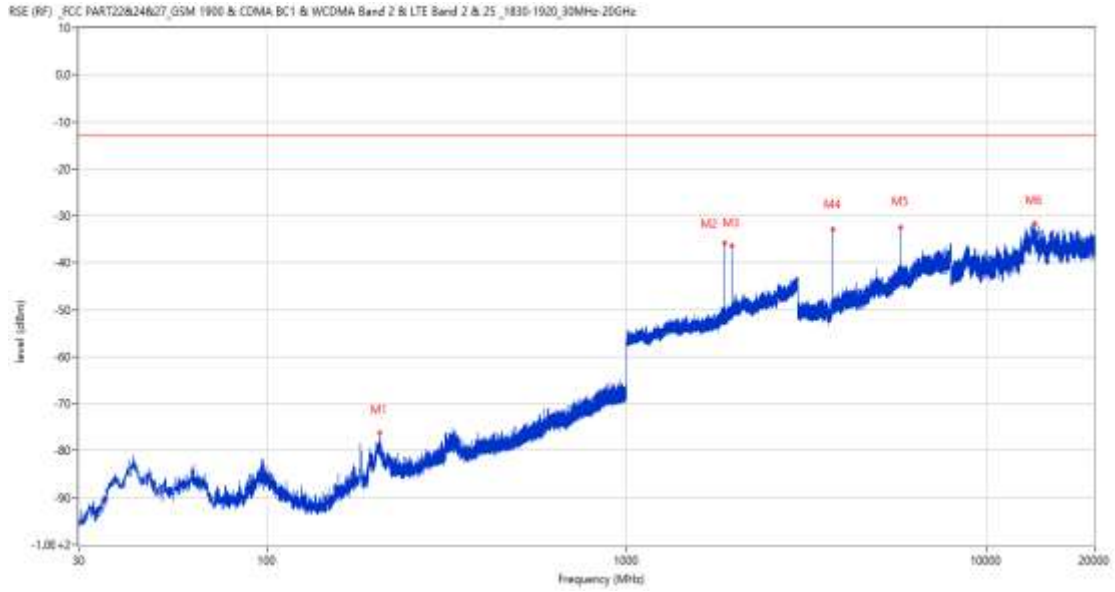
## 8.2 LTE Band 2 BW3, Middle Channel

RSE-H&H LTE Band 2 BW3 CH18900



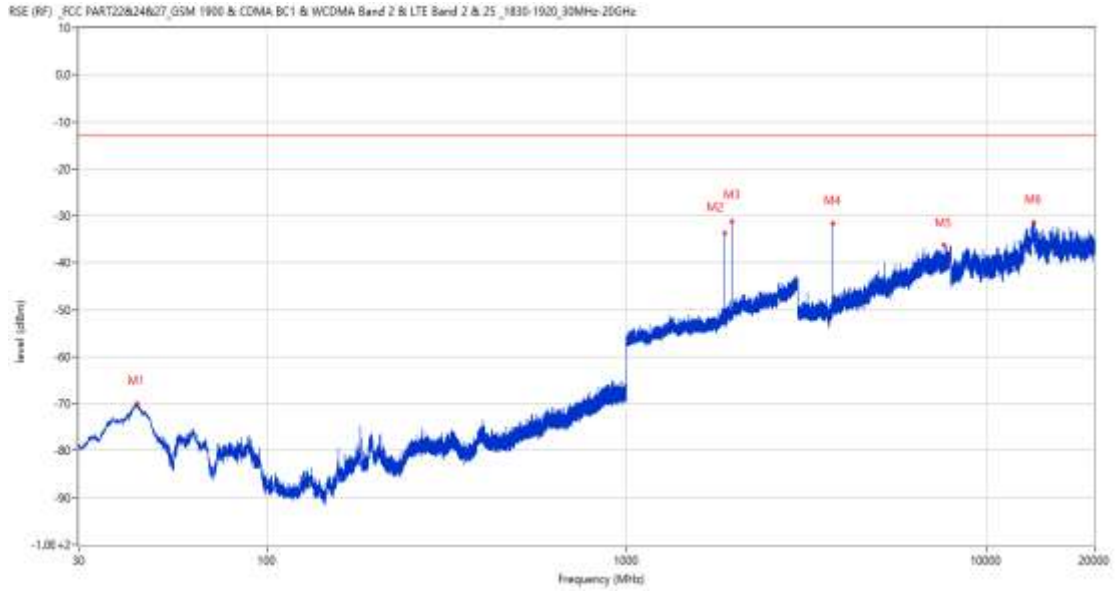
Frequency (MHz)	Result (dBm)	Factor (dB)	PK Limit (dBm)	Over Limit (dB)	Table (o)	ANT	EUT	Verdict
201.884	-71.79	-15.62	-13.0	-58.79	49.00	Horizontal	Horizontal	Pass
1879.500	-30.79	2.76	-13.0	-17.79	86.00	Horizontal	Horizontal	N/A
1961.200	-34.97	3.37	-13.0	-21.97	249.00	Horizontal	Horizontal	N/A
3758.000	-32.30	9.35	-13.0	-19.30	160.00	Horizontal	Horizontal	Pass
7993.250	-36.08	18.57	-13.0	-23.08	127.00	Horizontal	Horizontal	Pass
13543.513	-30.73	25.05	-13.0	-17.73	132.00	Horizontal	Horizontal	Pass

RSE-H&V LTE Band 2 BW3 CH18900



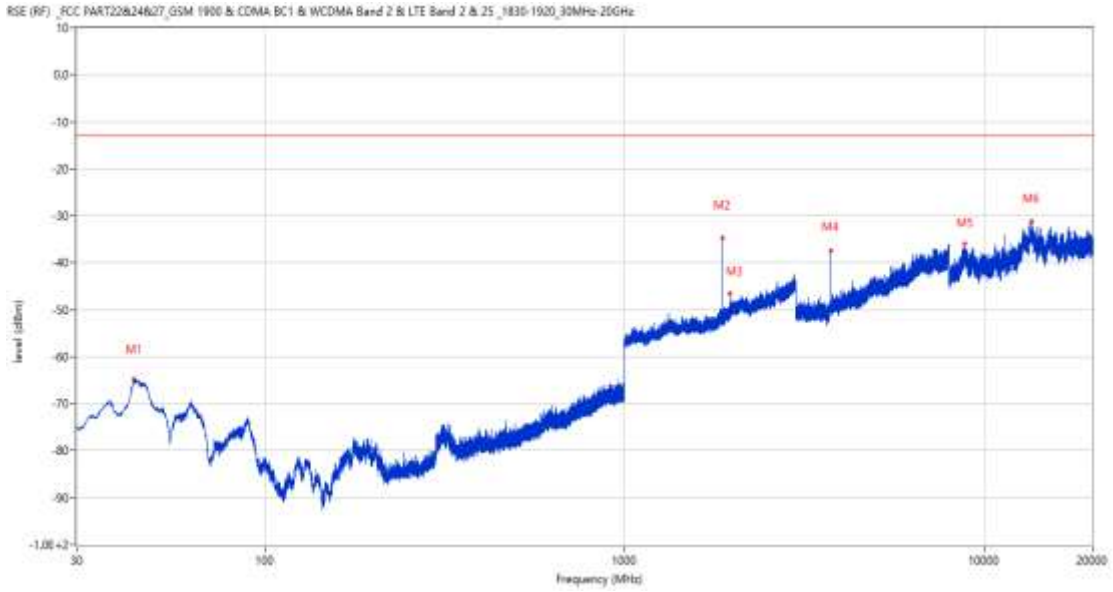
Frequency (MHz)	Result (dBm)	Factor (dB)	PK Limit (dBm)	Over Limit (dB)	Table (o)	ANT	EUT	Verdict
206.443	-76.10	-15.50	-13.0	-63.10	26.00	Horizontal	Vertical	Pass
1879.600	-35.84	2.76	-13.0	-22.84	9.00	Horizontal	Vertical	N/A
1961.100	-36.48	3.38	-13.0	-23.48	142.00	Horizontal	Vertical	N/A
3758.000	-32.79	9.35	-13.0	-19.79	168.00	Horizontal	Vertical	Pass
5778.000	-32.37	14.29	-13.0	-19.37	331.00	Horizontal	Vertical	Pass
13634.500	-31.58	24.84	-13.0	-18.58	206.00	Horizontal	Vertical	Pass

RSE-V&V LTE Band 2 BW3 CH18900



Frequency (MHz)	Result (dBm)	Factor (dB)	PK Limit (dBm)	Over Limit (dB)	Table (o)	ANT	EUT	Verdict
43.434	-69.97	-16.90	-13.0	-56.97	71.00	Vertical	Vertical	Pass
1879.600	-33.68	2.76	-13.0	-20.68	41.00	Vertical	Vertical	N/A
1960.400	-31.32	3.41	-13.0	-18.32	162.00	Vertical	Vertical	N/A
3758.000	-31.68	9.35	-13.0	-18.68	115.00	Vertical	Vertical	Pass
7639.750	-36.26	17.27	-13.0	-23.26	126.00	Vertical	Vertical	Pass
13561.638	-31.50	25.14	-13.0	-18.50	111.00	Vertical	Vertical	Pass

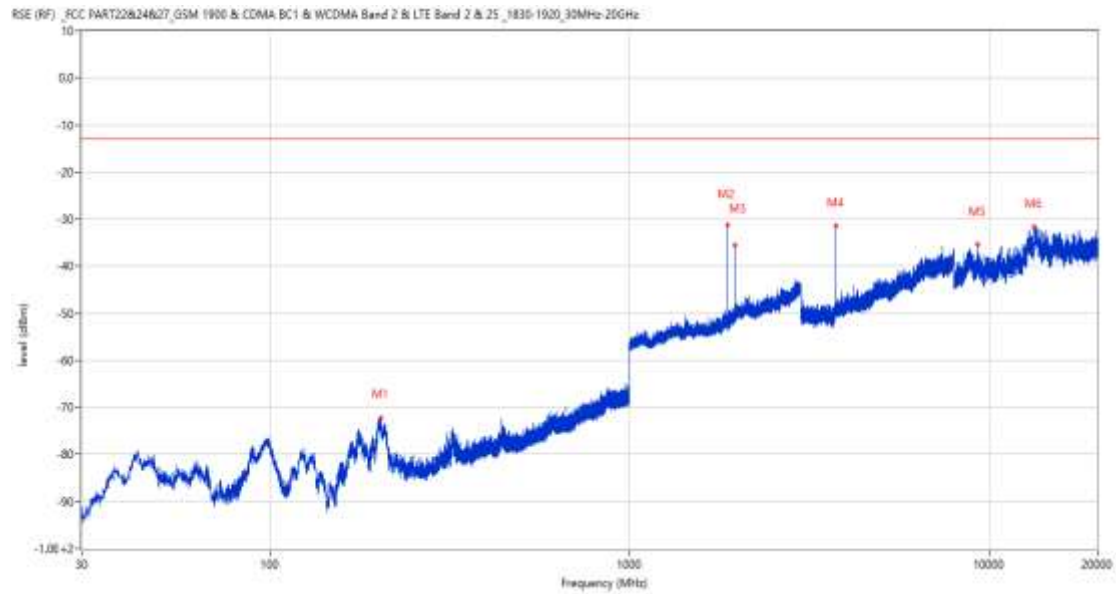
RSE-V&H LTE Band 2 BW3 CH18900



Frequency (MHz)	Result (dBm)	Factor (dB)	PK Limit (dBm)	Over Limit (dB)	Table (o)	ANT	EUT	Verdict
43.386	-64.76	-16.85	-13.0	-51.76	360.00	Vertical	Horizontal	Pass
1879.500	-34.78	2.76	-13.0	-21.78	78.00	Vertical	Horizontal	N/A
1960.200	-46.56	3.42	-13.0	-33.56	222.00	Vertical	Horizontal	N/A
3758.000	-37.36	9.35	-13.0	-24.36	61.00	Vertical	Horizontal	Pass
8850.487	-35.92	20.35	-13.0	-22.92	0.00	Vertical	Horizontal	Pass
13567.799	-31.23	25.10	-13.0	-18.23	360.00	Vertical	Horizontal	Pass

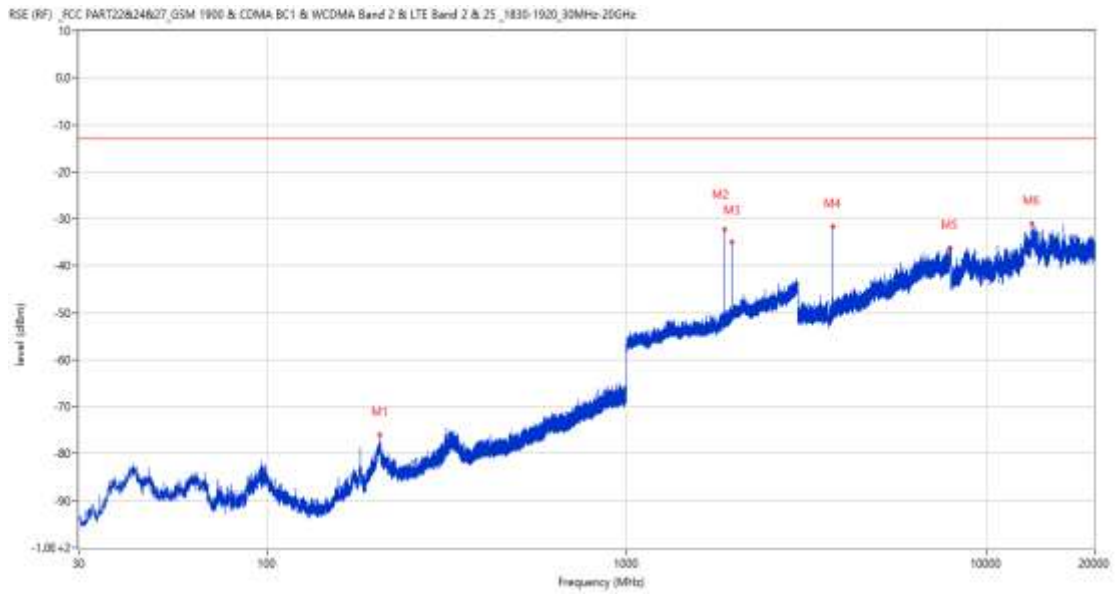
### 8.3 LTE Band 2 BW5, Middle Channel

RSE-H&H LTE Band 2 BW5 CH18900



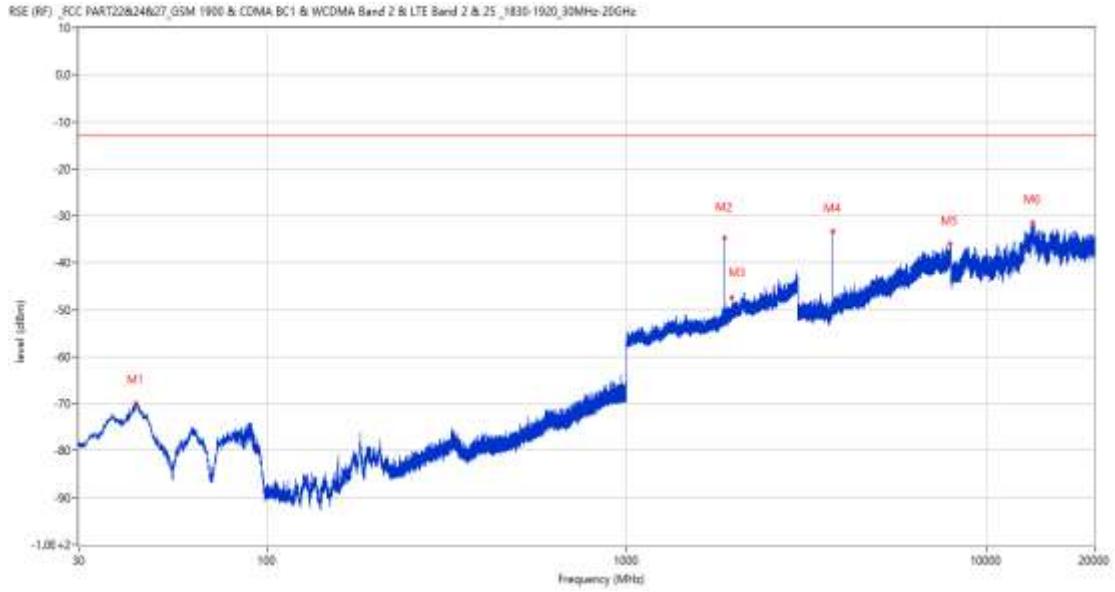
Frequency (MHz)	Result (dBm)	Factor (dB)	PK Limit (dBm)	Over Limit (dB)	Table (o)	ANT	EUT	Verdict
203.339	-72.14	-15.57	-13.0	-59.14	42.00	Horizontal	Horizontal	Pass
1878.700	-31.32	2.75	-13.0	-18.32	89.00	Horizontal	Horizontal	N/A
1960.400	-35.65	3.41	-13.0	-22.65	259.00	Horizontal	Horizontal	N/A
3756.250	-31.53	9.51	-13.0	-18.53	145.00	Horizontal	Horizontal	Pass
9316.938	-35.44	19.57	-13.0	-22.44	82.00	Horizontal	Horizontal	Pass
13344.500	-31.58	24.33	-13.0	-18.58	360.00	Horizontal	Horizontal	Pass

RSE-H&V LTE Band 2 BW5 CH18900



Frequency (MHz)	Result (dBm)	Factor (dB)	PK Limit (dBm)	Over Limit (dB)	Table (o)	ANT	EUT	Verdict
206.006	-75.89	-15.57	-13.0	-62.89	28.00	Horizontal	Vertical	Pass
1878.700	-32.33	2.75	-13.0	-19.33	189.00	Horizontal	Vertical	N/A
1961.500	-34.85	3.35	-13.0	-21.85	139.00	Horizontal	Vertical	N/A
3756.250	-31.65	9.51	-13.0	-18.65	50.00	Horizontal	Vertical	Pass
7930.250	-36.29	18.71	-13.0	-23.29	237.00	Horizontal	Vertical	Pass
13411.200	-31.03	24.77	-13.0	-18.03	203.00	Horizontal	Vertical	Pass

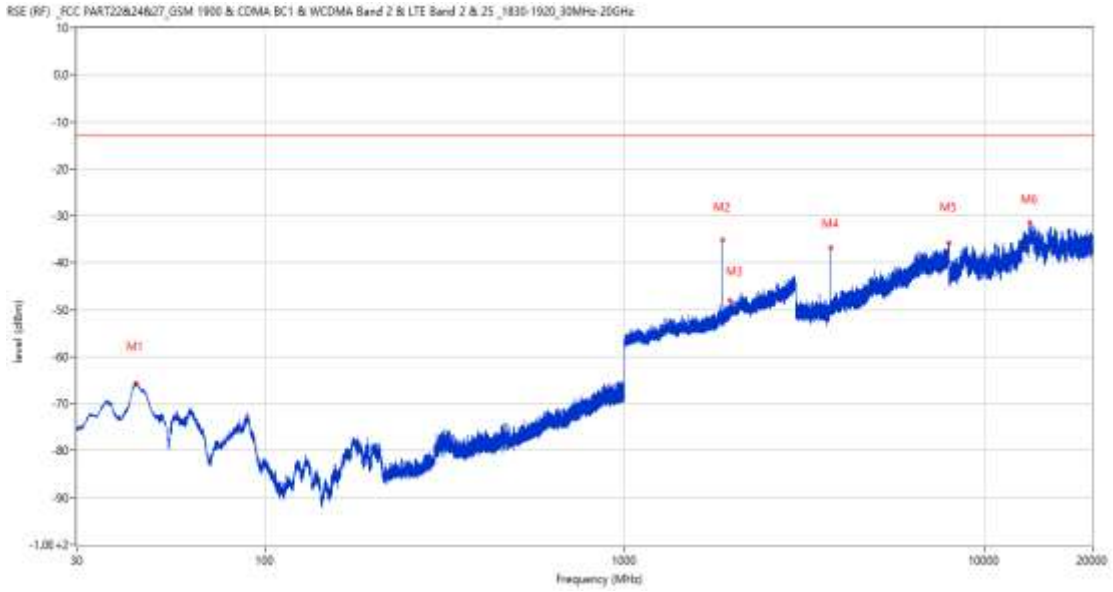
RSE-V&V LTE Band 2 BW5 CH18900



Frequency (MHz)	Result (dBm)	Factor (dB)	PK Limit (dBm)	Over Limit (dB)	Table (o)	ANT	EUT	Verdict
43.240	-69.87	-16.70	-13.0	-56.87	72.00	Vertical	Vertical	Pass
1878.700	-34.72	2.75	-13.0	-21.72	53.00	Vertical	Vertical	N/A
1960.600	-47.46	3.40	-13.0	-34.46	135.00	Vertical	Vertical	N/A
3756.250	-33.38	9.51	-13.0	-20.38	113.00	Vertical	Vertical	Pass
7933.250	-35.91	18.75	-13.0	-22.91	179.00	Vertical	Vertical	Pass
13462.674	-31.53	24.37	-13.0	-18.53	135.00	Vertical	Vertical	Pass



RSE-V&H LTE Band 2 BW5 CH18900



Frequency (MHz)	Result (dBm)	Factor (dB)	PK Limit (dBm)	Over Limit (dB)	Table (o)	ANT	EUT	Verdict
43.725	-65.70	-17.17	-13.0	-52.70	360.00	Vertical	Horizontal	Pass
1878.700	-35.16	2.75	-13.0	-22.16	74.00	Vertical	Horizontal	N/A
1960.200	-47.96	3.42	-13.0	-34.96	225.00	Vertical	Horizontal	N/A
3756.250	-36.90	9.51	-13.0	-23.90	63.00	Vertical	Horizontal	Pass
7993.000	-35.86	18.55	-13.0	-22.86	51.00	Vertical	Horizontal	Pass
13393.800	-31.33	24.81	-13.0	-18.33	200.00	Vertical	Horizontal	Pass

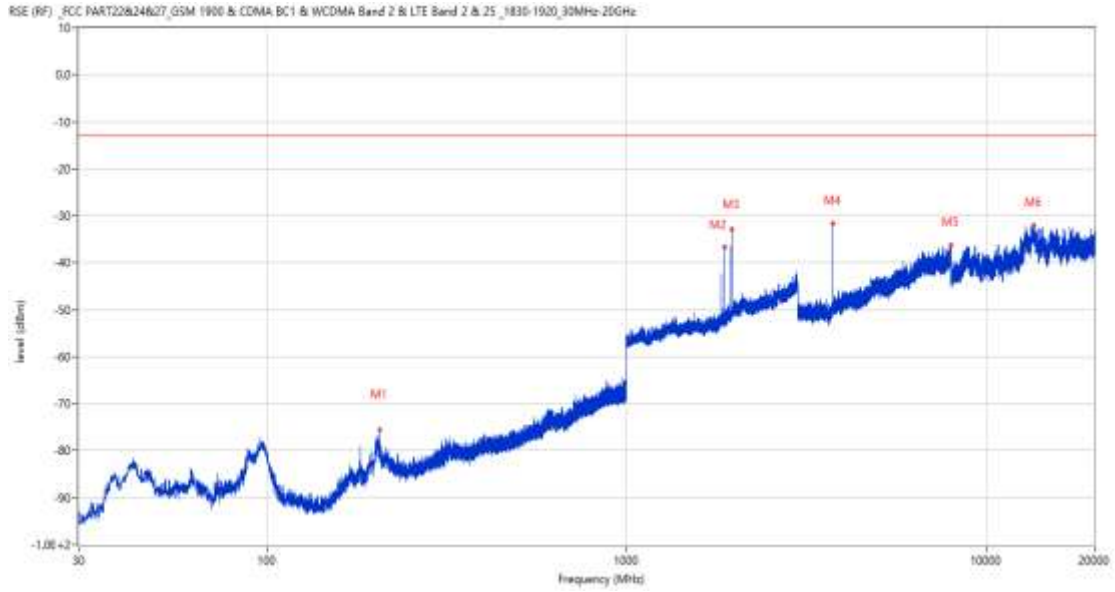
### 8.4 LTE Band 2 BW10, Middle Channel

RSE-H&H LTE Band 2 BW10 CH18900



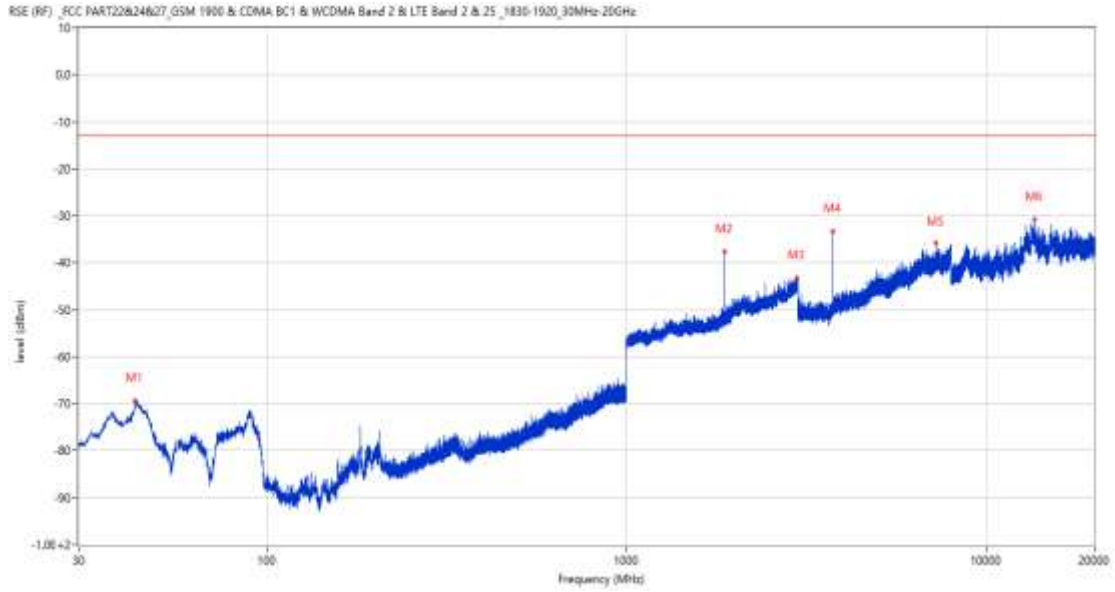
Frequency (MHz)	Result (dBm)	Factor (dB)	PK Limit (dBm)	Over Limit (dB)	Table (o)	ANT	EUT	Verdict
200.720	-72.26	-15.60	-13.0	-59.26	48.00	Horizontal	Horizontal	Pass
1876.300	-36.08	2.73	-13.0	-23.08	91.00	Horizontal	Horizontal	N/A
1964.400	-35.25	3.30	-13.0	-22.25	255.00	Horizontal	Horizontal	N/A
3751.750	-31.59	9.58	-13.0	-18.59	160.00	Horizontal	Horizontal	Pass
7943.250	-36.07	18.88	-13.0	-23.07	171.00	Horizontal	Horizontal	Pass
13643.201	-31.32	24.84	-13.0	-18.32	360.00	Horizontal	Horizontal	Pass

RSE-H&V LTE Band 2 BW10 CH18900



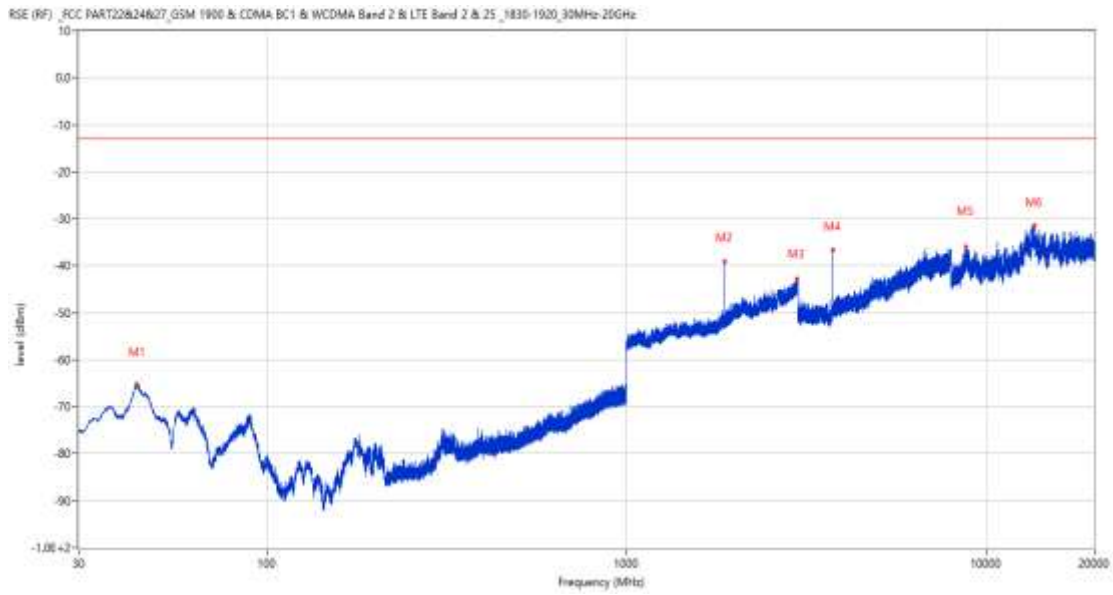
Frequency (MHz)	Result (dBm)	Factor (dB)	PK Limit (dBm)	Over Limit (dB)	Table (o)	ANT	EUT	Verdict
206.249	-75.50	-15.53	-13.0	-62.50	39.00	Horizontal	Vertical	Pass
1876.400	-36.69	2.73	-13.0	-23.69	193.00	Horizontal	Vertical	N/A
1959.000	-32.90	3.40	-13.0	-19.90	250.00	Horizontal	Vertical	N/A
3751.750	-31.73	9.58	-13.0	-18.73	169.00	Horizontal	Vertical	Pass
7994.000	-36.29	18.66	-13.0	-23.29	360.00	Horizontal	Vertical	Pass
13550.037	-32.04	25.22	-13.0	-19.04	2.00	Horizontal	Vertical	Pass

RSE-V&V LTE Band 2 BW10 CH18900



Frequency (MHz)	Result (dBm)	Factor (dB)	PK Limit (dBm)	Over Limit (dB)	Table (o)	ANT	EUT	Verdict
43.144	-69.42	-16.60	-13.0	-56.42	74.00	Vertical	Vertical	Pass
1876.500	-37.72	2.73	-13.0	-24.72	36.00	Vertical	Vertical	N/A
2970.700	-43.15	11.91	-13.0	-30.15	92.00	Vertical	Vertical	Pass
3751.750	-33.22	9.58	-13.0	-20.22	128.00	Vertical	Vertical	Pass
7257.000	-35.82	17.71	-13.0	-22.82	7.00	Vertical	Vertical	Pass
13631.600	-30.83	24.84	-13.0	-17.83	176.00	Vertical	Vertical	Pass

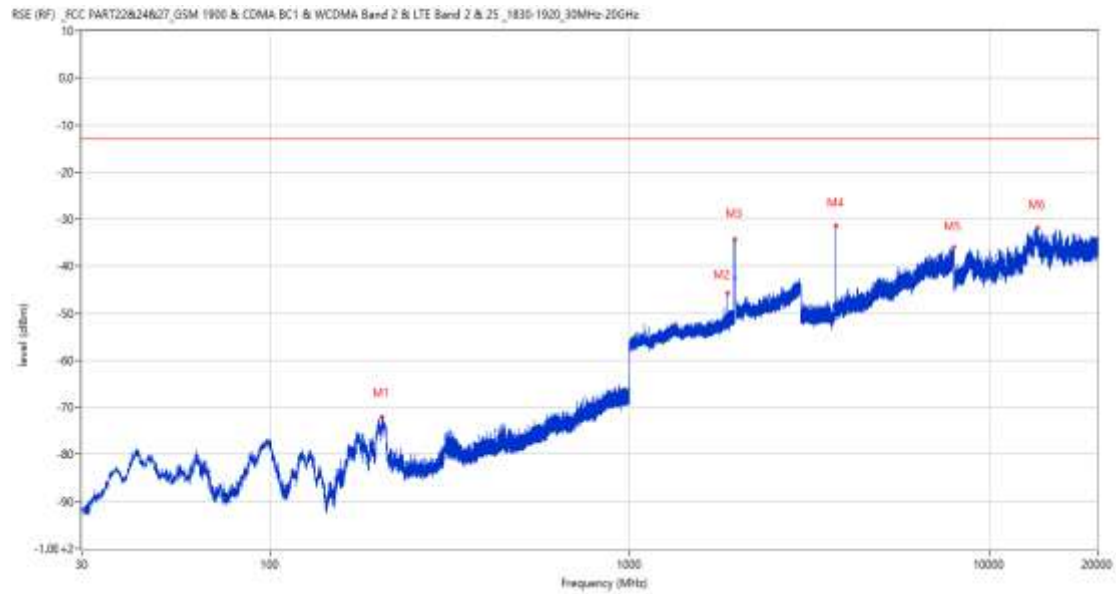
RSE-V&H LTE Band 2 BW10 CH18900



Frequency (MHz)	Result (dBm)	Factor (dB)	PK Limit (dBm)	Over Limit (dB)	Table (o)	ANT	EUT	Verdict
43.434	-65.14	-16.90	-13.0	-52.14	32.00	Vertical	Horizontal	Pass
1876.400	-39.01	2.73	-13.0	-26.01	97.00	Vertical	Horizontal	N/A
2970.300	-42.90	11.88	-13.0	-29.90	319.00	Vertical	Horizontal	Pass
3751.750	-36.65	9.58	-13.0	-23.65	48.00	Vertical	Horizontal	Pass
8809.162	-36.00	19.69	-13.0	-23.00	0.00	Vertical	Horizontal	Pass
13619.637	-31.41	24.85	-13.0	-18.41	206.00	Vertical	Horizontal	Pass

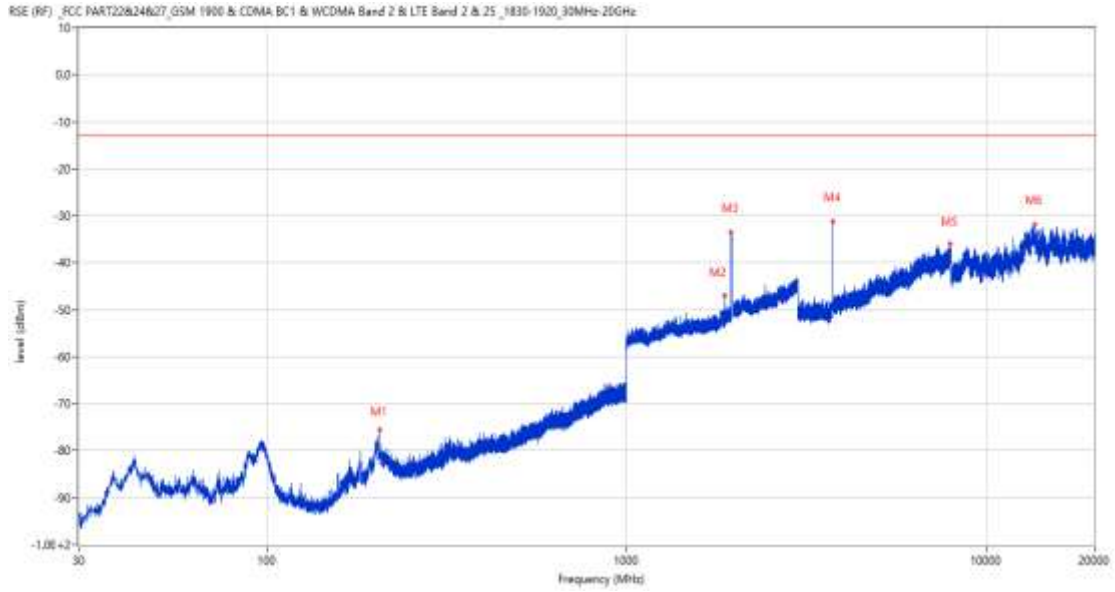
## 8.5 LTE Band 2 BW15, Middle Channel

RSE-H&H LTE Band 2 BW15 CH18900



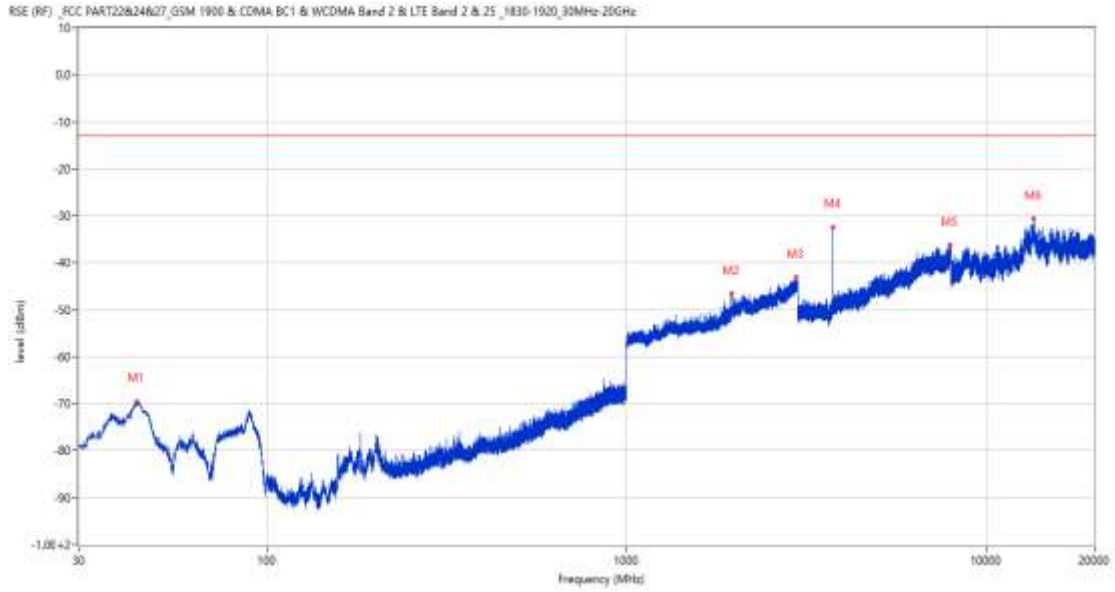
Frequency (MHz)	Result (dBm)	Factor (dB)	PK Limit (dBm)	Over Limit (dB)	Table (o)	ANT	EUT	Verdict
205.328	-71.94	-15.59	-13.0	-58.94	17.00	Horizontal	Horizontal	Pass
1874.200	-45.64	2.72	-13.0	-32.64	91.00	Horizontal	Horizontal	N/A
1957.800	-34.35	3.46	-13.0	-21.35	259.00	Horizontal	Horizontal	N/A
3747.500	-31.48	9.42	-13.0	-18.48	70.00	Horizontal	Horizontal	Pass
7999.250	-35.95	18.97	-13.0	-22.95	135.00	Horizontal	Horizontal	Pass
13641.750	-31.83	24.84	-13.0	-18.83	251.00	Horizontal	Horizontal	Pass

RSE-H&V LTE Band 2 BW15 CH18900



Frequency (MHz)	Result (dBm)	Factor (dB)	PK Limit (dBm)	Over Limit (dB)	Table (o)	ANT	EUT	Verdict
206.249	-75.53	-15.53	-13.0	-62.53	14.00	Horizontal	Vertical	Pass
1873.900	-46.99	2.71	-13.0	-33.99	226.00	Horizontal	Vertical	N/A
1956.000	-33.41	3.33	-13.0	-20.41	257.00	Horizontal	Vertical	N/A
3747.250	-31.19	9.41	-13.0	-18.19	138.00	Horizontal	Vertical	Pass
7943.500	-36.01	18.88	-13.0	-23.01	214.00	Horizontal	Vertical	Pass
13660.963	-31.77	24.39	-13.0	-18.77	87.00	Horizontal	Vertical	Pass

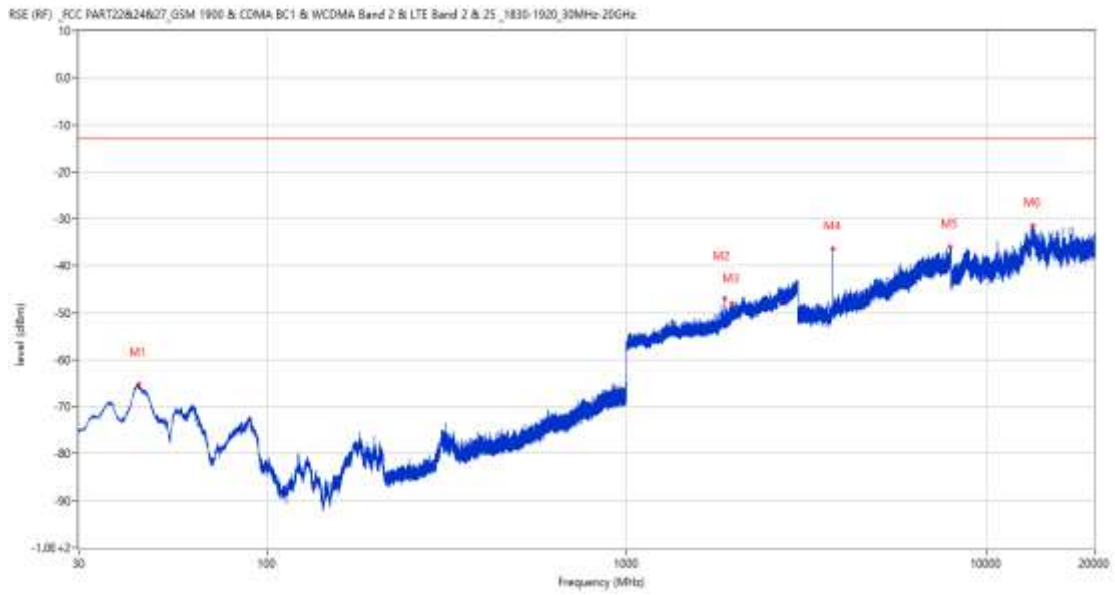
RSE-V&V LTE Band 2 BW15 CH18900



Frequency (MHz)	Result (dBm)	Factor (dB)	PK Limit (dBm)	Over Limit (dB)	Table (o)	ANT	EUT	Verdict
43.580	-69.45	-17.04	-13.0	-56.45	360.00	Vertical	Vertical	Pass
1964.700	-46.53	3.30	-13.0	-33.53	161.00	Vertical	Vertical	N/A
2957.700	-43.10	10.82	-13.0	-30.10	302.00	Vertical	Vertical	Pass
3747.500	-32.39	9.42	-13.0	-19.39	114.00	Vertical	Vertical	Pass
7940.250	-36.30	18.98	-13.0	-23.30	321.00	Vertical	Vertical	Pass
13568.525	-30.62	25.09	-13.0	-17.62	251.00	Vertical	Vertical	Pass



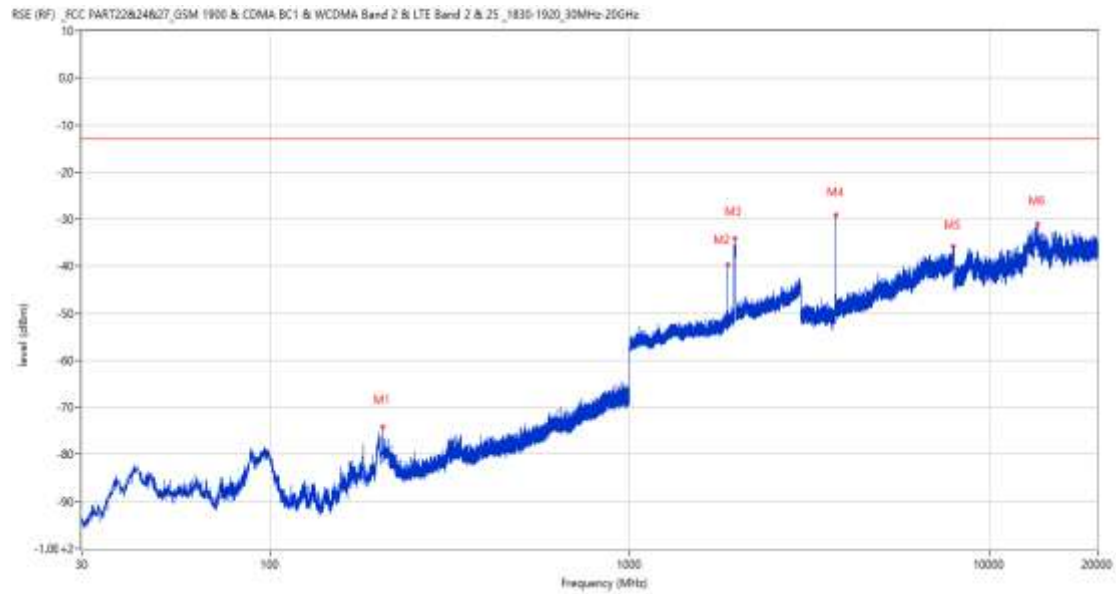
RSE-V&H LTE Band 2 BW15 CH18900



Frequency (MHz)	Result (dBm)	Factor (dB)	PK Limit (dBm)	Over Limit (dB)	Table (o)	ANT	EUT	Verdict
44.114	-65.28	-17.48	-13.0	-52.28	356.00	Vertical	Horizontal	Pass
1873.800	-47.07	2.71	-13.0	-34.07	100.00	Vertical	Horizontal	N/A
1957.900	-47.93	3.46	-13.0	-34.93	226.00	Vertical	Horizontal	N/A
3747.250	-36.42	9.41	-13.0	-23.42	40.00	Vertical	Horizontal	Pass
7926.500	-35.89	18.47	-13.0	-22.89	203.00	Vertical	Horizontal	Pass
13517.412	-31.45	24.39	-13.0	-18.45	17.00	Vertical	Horizontal	Pass

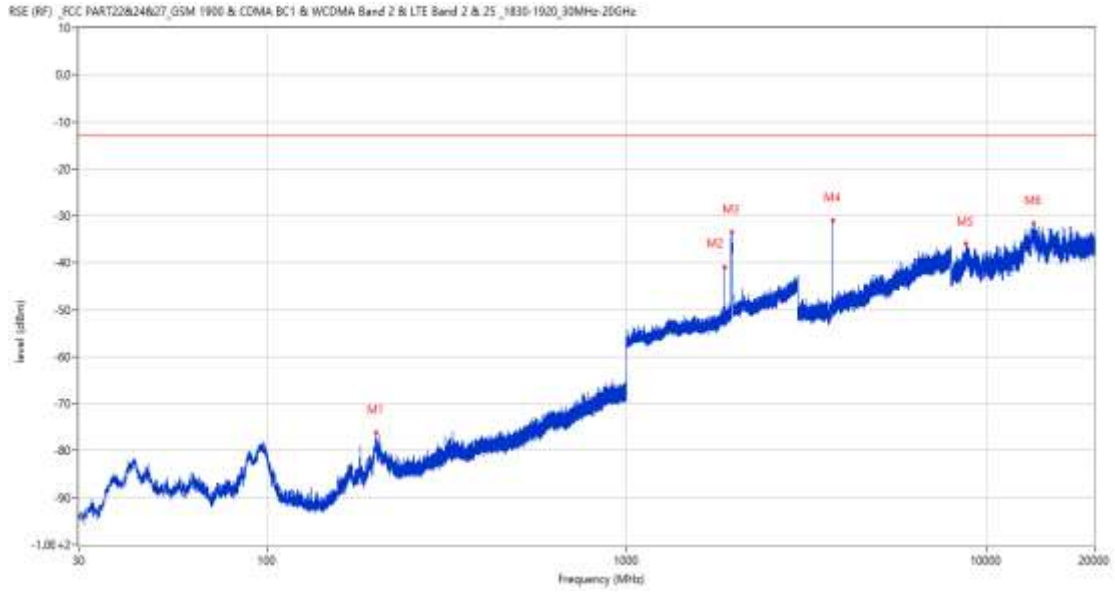
## 8.6 LTE Band 2 BW20, Middle Channel

RSE-H&H LTE Band 2 BW20 CH18900



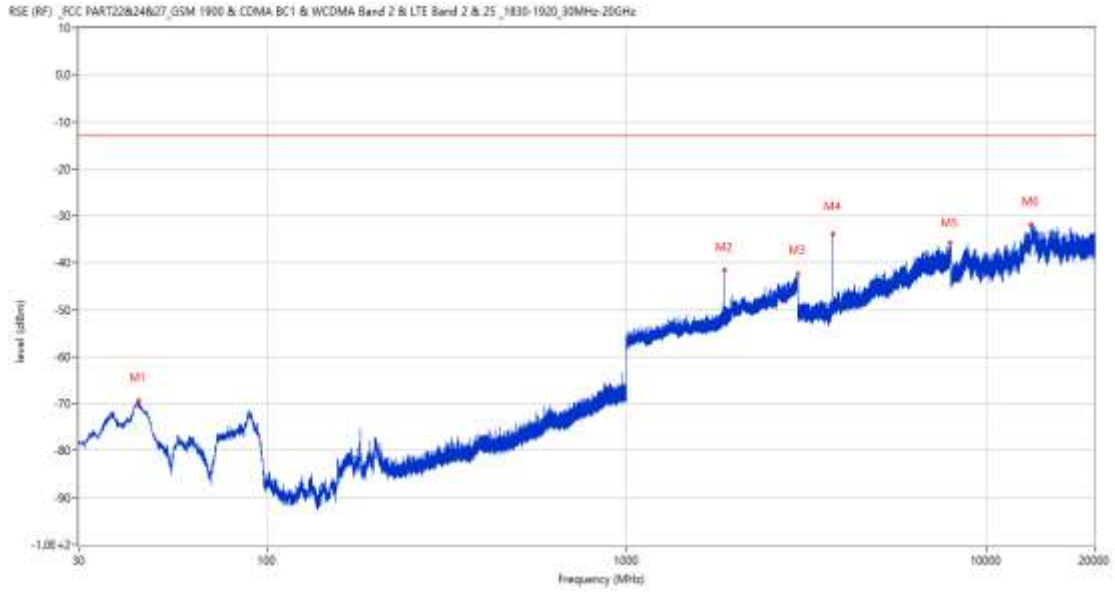
Frequency (MHz)	Result (dBm)	Factor (dB)	PK Limit (dBm)	Over Limit (dB)	Table (o)	ANT	EUT	Verdict
206.055	-74.16	-15.56	-13.0	-61.16	55.00	Horizontal	Horizontal	Pass
1872.000	-39.64	2.70	-13.0	-26.64	87.00	Horizontal	Horizontal	N/A
1967.500	-34.15	3.36	-13.0	-21.15	256.00	Horizontal	Horizontal	N/A
3742.750	-29.15	9.01	-13.0	-16.15	72.00	Horizontal	Horizontal	Pass
7947.750	-35.80	18.71	-13.0	-22.80	225.00	Horizontal	Horizontal	Pass
13612.387	-31.03	24.86	-13.0	-18.03	107.00	Horizontal	Horizontal	Pass

RSE-H&V LTE Band 2 BW20 CH18900



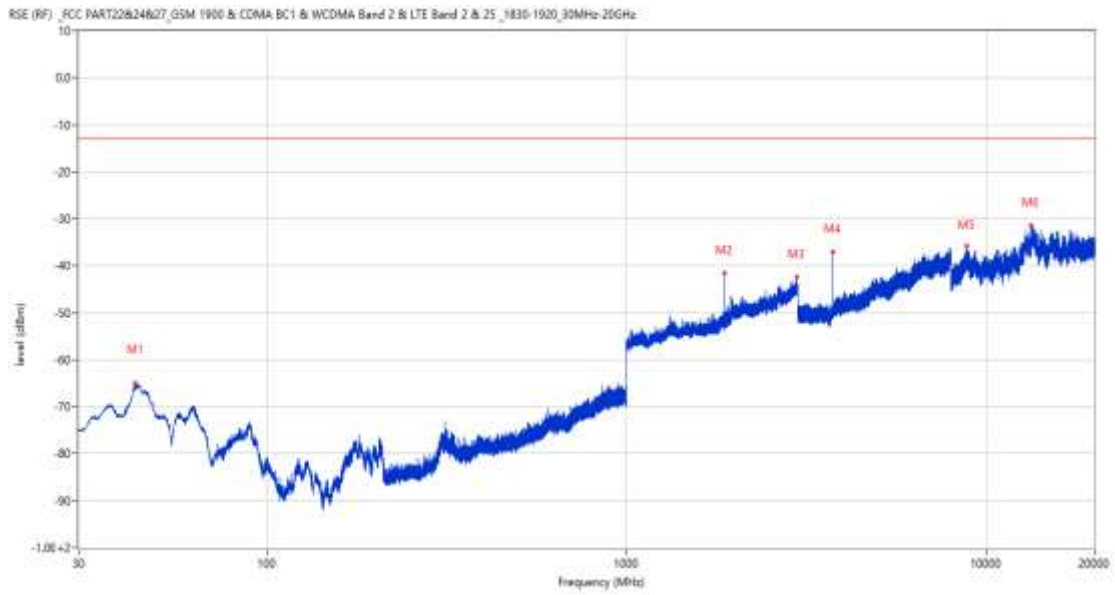
Frequency (MHz)	Result (dBm)	Factor (dB)	PK Limit (dBm)	Over Limit (dB)	Table (o)	ANT	EUT	Verdict
201.787	-76.20	-15.62	-13.0	-63.20	46.00	Horizontal	Vertical	Pass
1871.800	-41.06	2.70	-13.0	-28.06	198.00	Horizontal	Vertical	N/A
1960.000	-33.55	3.41	-13.0	-20.55	256.00	Horizontal	Vertical	N/A
3742.750	-31.08	9.01	-13.0	-18.08	170.00	Horizontal	Vertical	Pass
8796.100	-36.09	19.49	-13.0	-23.09	289.00	Horizontal	Vertical	Pass
13572.875	-31.74	25.06	-13.0	-18.74	205.00	Horizontal	Vertical	Pass

RSE-V&V LTE Band 2 BW20 CH18900



Frequency (MHz)	Result (dBm)	Factor (dB)	PK Limit (dBm)	Over Limit (dB)	Table (o)	ANT	EUT	Verdict
43.968	-69.32	-17.39	-13.0	-56.32	52.00	Vertical	Vertical	Pass
1871.800	-41.57	2.70	-13.0	-28.57	35.00	Vertical	Vertical	N/A
2996.700	-42.41	10.52	-13.0	-29.41	225.00	Vertical	Vertical	Pass
3742.750	-33.89	9.01	-13.0	-20.89	127.00	Vertical	Vertical	Pass
7933.250	-35.71	18.75	-13.0	-22.71	322.00	Vertical	Vertical	Pass
13351.750	-31.86	24.55	-13.0	-18.86	179.00	Vertical	Vertical	Pass

RSE-V&H LTE Band 2 BW20 CH18900

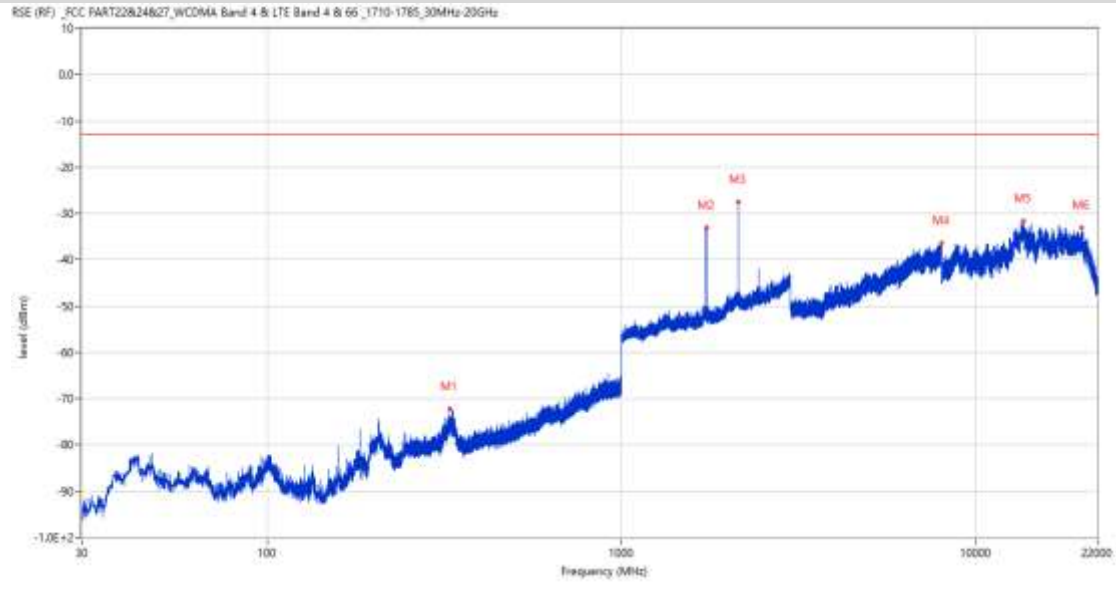


Frequency (MHz)	Result (dBm)	Factor (dB)	PK Limit (dBm)	Over Limit (dB)	Table (o)	ANT	EUT	Verdict
43.095	-64.99	-16.55	-13.0	-51.99	53.00	Vertical	Horizontal	Pass
1872.000	-41.55	2.70	-13.0	-28.55	104.00	Vertical	Horizontal	N/A
2984.700	-42.48	10.85	-13.0	-29.48	198.00	Vertical	Horizontal	Pass
3742.750	-36.99	9.01	-13.0	-23.99	39.00	Vertical	Horizontal	Pass
8840.037	-35.76	20.20	-13.0	-22.76	199.00	Vertical	Horizontal	Pass
13348.850	-31.48	24.50	-13.0	-18.48	1.00	Vertical	Horizontal	Pass

9 LTE Band 4

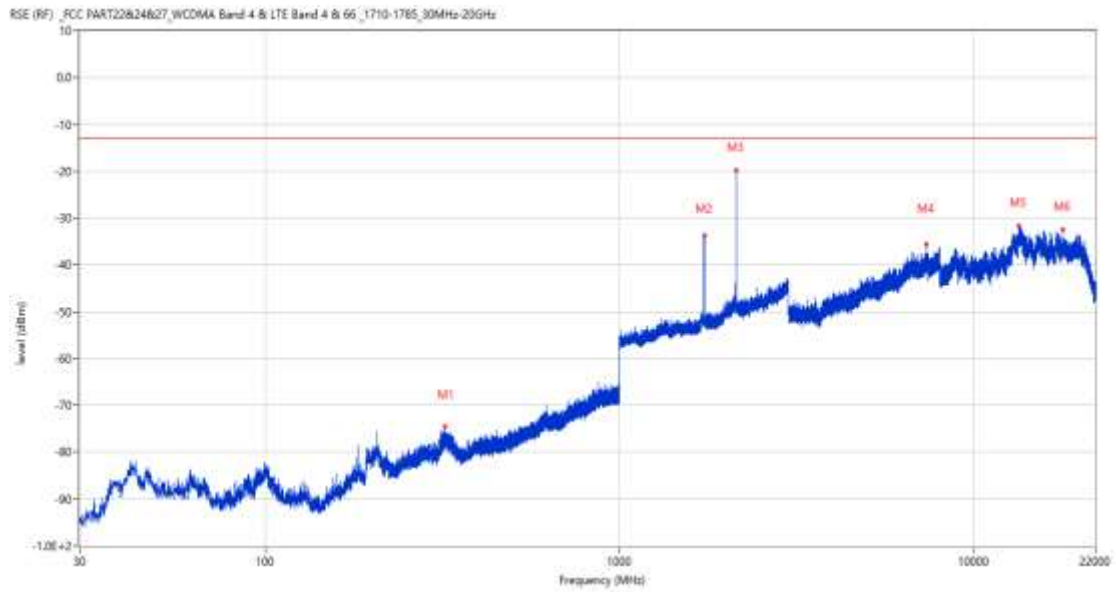
9.1 LTE Band 4 BW1.4, Middle Channel

RSE-H&H LTE Band 4 BW1.4 CH20175



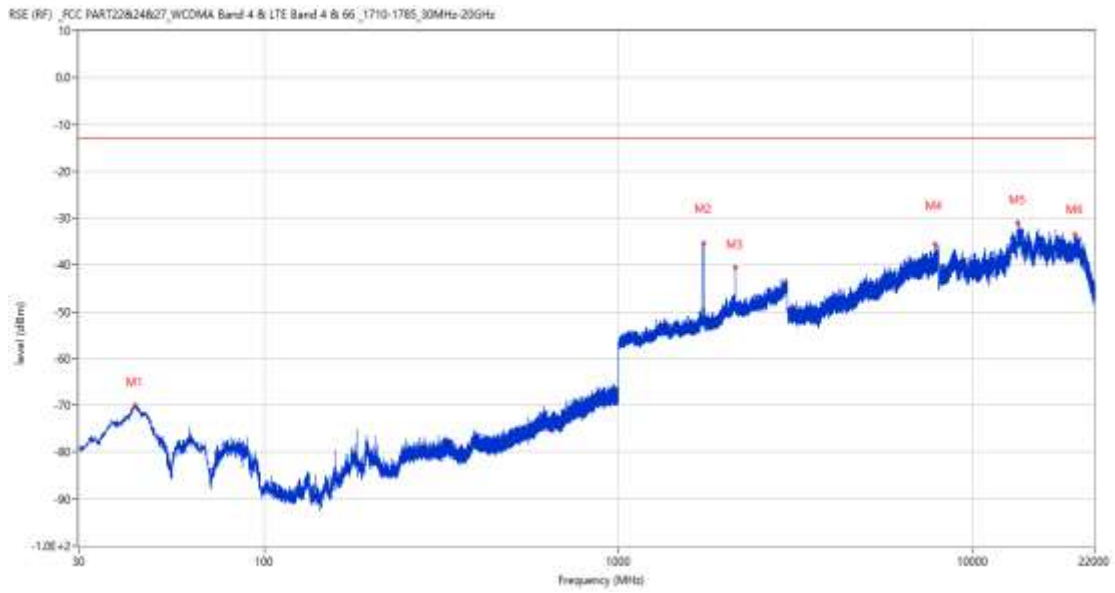
Frequency (MHz)	Result (dBm)	Factor (dB)	PK Limit (dBm)	Over Limit (dB)	Table (o)	ANT	EUT	Verdict
326.626	-72.22	-10.92	-13.0	-59.22	281.00	Horizontal	Horizontal	Pass
1732.900	-33.15	2.44	-13.0	-20.15	88.00	Horizontal	Horizontal	N/A
2133.100	-27.53	4.87	-13.0	-14.53	232.00	Horizontal	Horizontal	N/A
7989.500	-36.48	18.40	-13.0	-23.48	94.00	Horizontal	Horizontal	Pass
13578.338	-31.71	25.02	-13.0	-18.71	343.00	Horizontal	Horizontal	Pass
19862.788	-33.07	21.54	-13.0	-20.07	343.00	Horizontal	Horizontal	Pass

RSE-H&V LTE Band 4 BW1.4 CH20175



Frequency (MHz)	Result (dBm)	Factor (dB)	PK Limit (dBm)	Over Limit (dB)	Table (o)	ANT	EUT	Verdict
322.116	-74.58	-11.12	-13.0	-61.58	56.00	Horizontal	Vertical	Pass
1732.900	-33.68	2.44	-13.0	-20.68	210.00	Horizontal	Vertical	N/A
2133.300	-19.88	4.86	-13.0	-6.88	228.00	Horizontal	Vertical	N/A
7326.750	-35.49	17.25	-13.0	-22.49	360.00	Horizontal	Vertical	Pass
13396.575	-31.54	24.83	-13.0	-18.54	290.00	Horizontal	Vertical	Pass
17792.637	-32.49	22.45	-13.0	-19.49	15.00	Horizontal	Vertical	Pass

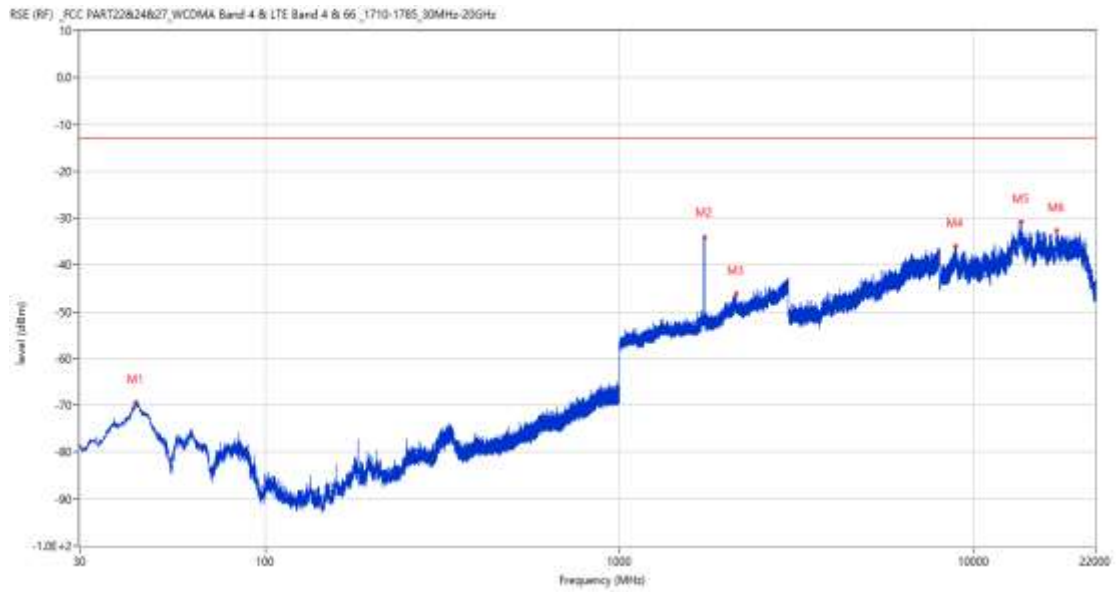
RSE-V&V LTE Band 4 BW1.4 CH20175



Frequency (MHz)	Result (dBm)	Factor (dB)	PK Limit (dBm)	Over Limit (dB)	Table (o)	ANT	EUT	Verdict
43.144	-69.96	-16.60	-13.0	-56.96	58.00	Vertical	Vertical	Pass
1732.900	-35.36	2.44	-13.0	-22.36	101.00	Vertical	Vertical	N/A
2133.400	-40.58	4.86	-13.0	-27.58	71.00	Vertical	Vertical	N/A
7805.000	-35.51	18.08	-13.0	-22.51	1.00	Vertical	Vertical	Pass
13403.975	-31.02	24.82	-13.0	-18.02	231.00	Vertical	Vertical	Pass
19392.887	-33.43	21.42	-13.0	-20.43	208.00	Vertical	Vertical	Pass



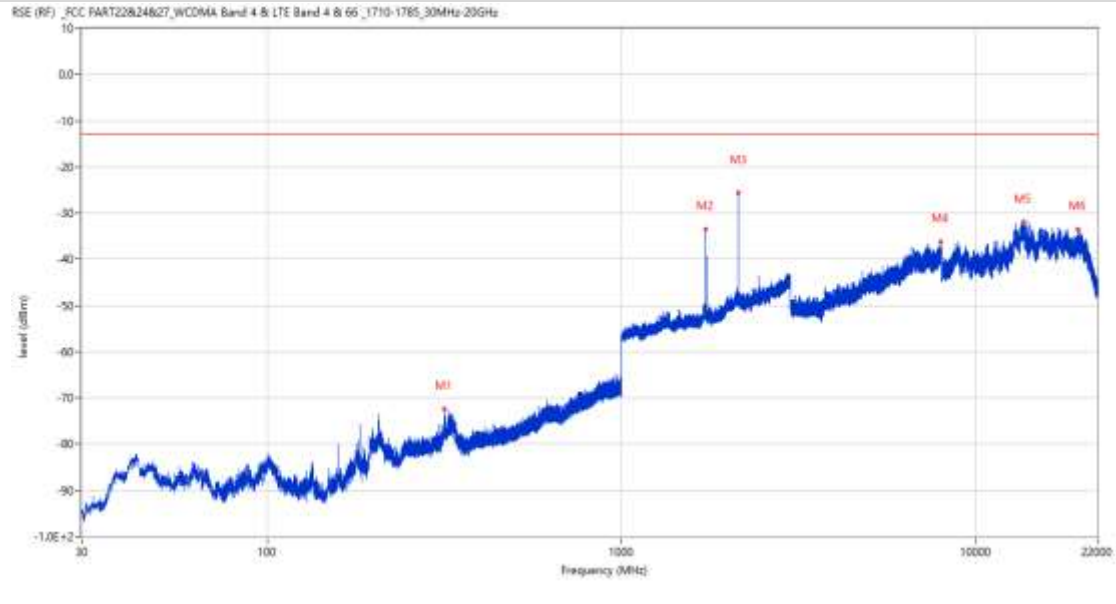
RSE-V&H LTE Band 4 BW1.4 CH20175



Frequency (MHz)	Result (dBm)	Factor (dB)	PK Limit (dBm)	Over Limit (dB)	Table (o)	ANT	EUT	Verdict
43.192	-69.41	-16.65	-13.0	-56.41	36.00	Vertical	Horizontal	Pass
1732.900	-34.14	2.44	-13.0	-21.14	98.00	Vertical	Horizontal	N/A
2133.300	-46.20	4.86	-13.0	-33.20	198.00	Vertical	Horizontal	N/A
8871.151	-36.08	20.10	-13.0	-23.08	315.00	Vertical	Horizontal	Pass
13629.213	-30.90	24.85	-13.0	-17.90	202.00	Vertical	Horizontal	Pass
17121.550	-32.74	23.61	-13.0	-19.74	343.00	Vertical	Horizontal	Pass

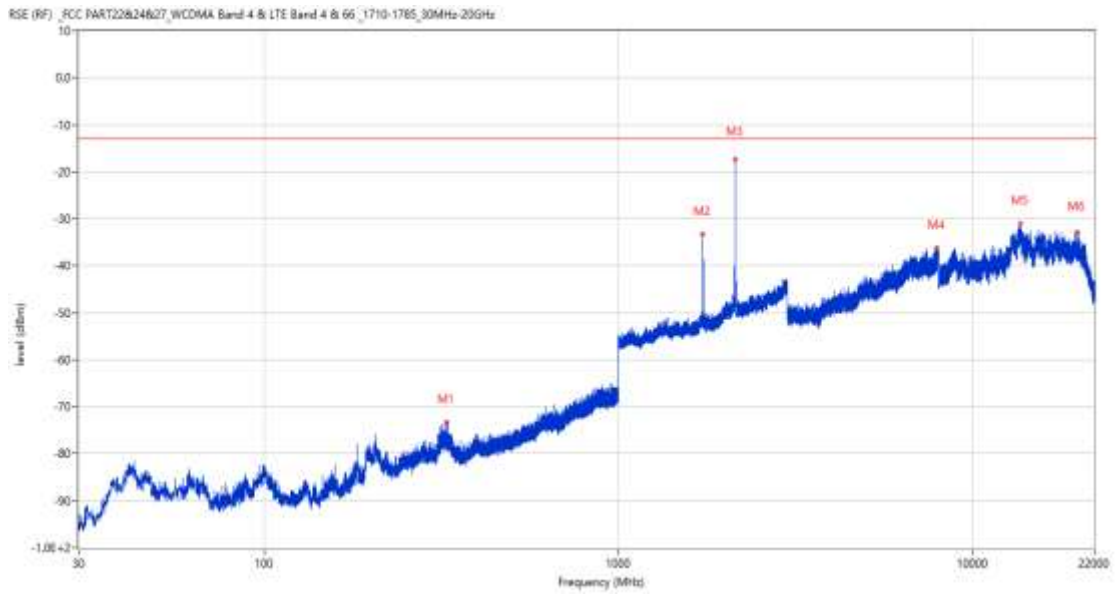
## 9.2 LTE Band 4 BW3, Middle Channel

### RSE-H&H LTE Band 4 BW3 CH20175



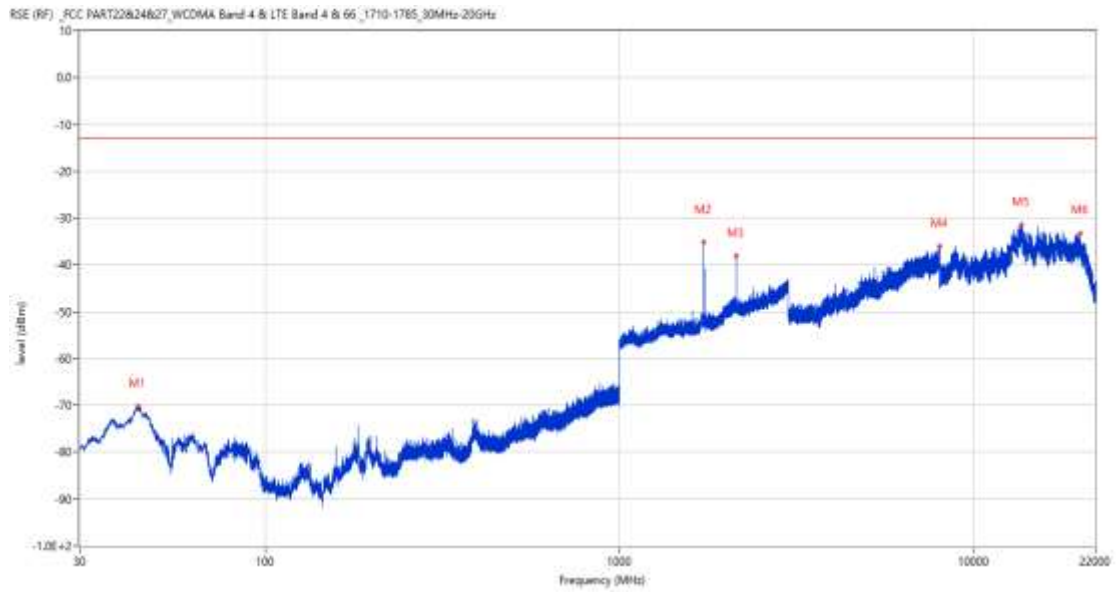
Frequency (MHz)	Result (dBm)	Factor (dB)	PK Limit (dBm)	Over Limit (dB)	Table (o)	ANT	EUT	Verdict
316.392	-72.36	-11.48	-13.0	-59.36	257.00	Horizontal	Horizontal	Pass
1732.100	-33.40	2.45	-13.0	-20.40	105.00	Horizontal	Horizontal	N/A
2133.600	-25.63	4.86	-13.0	-12.63	238.00	Horizontal	Horizontal	N/A
7948.750	-36.21	18.69	-13.0	-23.21	360.00	Horizontal	Horizontal	Pass
13615.337	-31.78	24.86	-13.0	-18.78	228.00	Horizontal	Horizontal	Pass
19352.650	-33.47	21.41	-13.0	-20.47	1.00	Horizontal	Horizontal	Pass

RSE-H&V LTE Band 4 BW3 CH20175



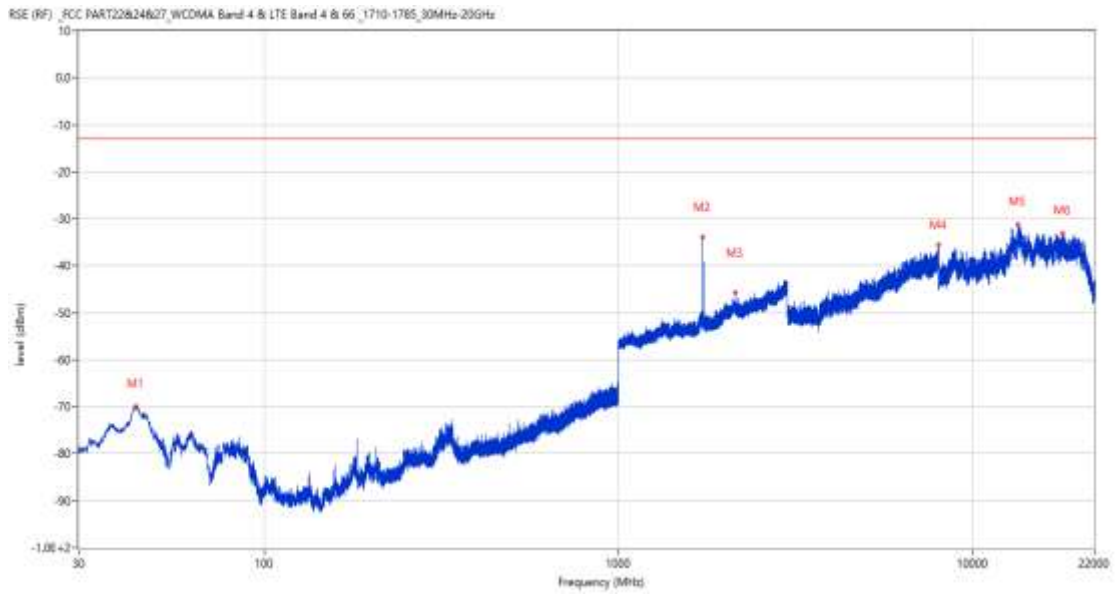
Frequency (MHz)	Result (dBm)	Factor (dB)	PK Limit (dBm)	Over Limit (dB)	Table (o)	ANT	EUT	Verdict
327.402	-73.37	-10.78	-13.0	-60.37	22.00	Horizontal	Vertical	Pass
1732.200	-33.32	2.45	-13.0	-20.32	207.00	Horizontal	Vertical	N/A
2132.700	-17.39	4.89	-13.0	-4.39	238.00	Horizontal	Vertical	N/A
7921.500	-36.10	18.29	-13.0	-23.10	139.00	Horizontal	Vertical	Pass
13612.562	-31.10	24.86	-13.0	-18.10	322.00	Horizontal	Vertical	Pass
19596.386	-32.92	21.48	-13.0	-19.92	140.00	Horizontal	Vertical	Pass

RSE-V&V LTE Band 4 BW3 CH20175



Frequency (MHz)	Result (dBm)	Factor (dB)	PK Limit (dBm)	Over Limit (dB)	Table (o)	ANT	EUT	Verdict
43.725	-70.27	-17.17	-13.0	-57.27	28.00	Vertical	Vertical	Pass
1732.100	-35.19	2.45	-13.0	-22.19	104.00	Vertical	Vertical	N/A
2133.800	-38.14	4.89	-13.0	-25.14	62.00	Vertical	Vertical	N/A
7996.250	-35.99	18.78	-13.0	-22.99	0.00	Vertical	Vertical	Pass
13601.925	-31.49	24.87	-13.0	-18.49	336.00	Vertical	Vertical	Pass
20005.239	-33.23	21.58	-13.0	-20.23	38.00	Vertical	Vertical	Pass

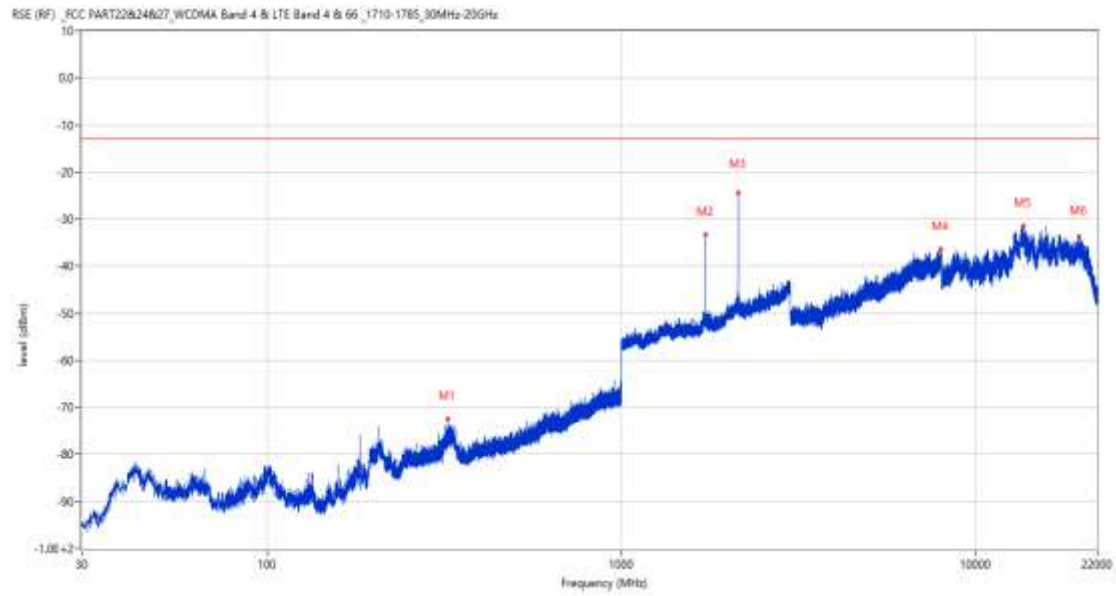
RSE-V&H LTE Band 4 BW3 CH20175



Frequency (MHz)	Result (dBm)	Factor (dB)	PK Limit (dBm)	Over Limit (dB)	Table (o)	ANT	EUT	Verdict
43.386	-70.05	-16.85	-13.0	-57.05	360.00	Vertical	Horizontal	Pass
1732.000	-33.95	2.45	-13.0	-20.95	94.00	Vertical	Horizontal	N/A
2132.800	-45.83	4.88	-13.0	-32.83	56.00	Vertical	Horizontal	N/A
7999.000	-35.58	18.94	-13.0	-22.58	360.00	Vertical	Horizontal	Pass
13413.687	-31.21	24.76	-13.0	-18.21	344.00	Vertical	Horizontal	Pass
17928.151	-33.13	21.88	-13.0	-20.13	360.00	Vertical	Horizontal	Pass

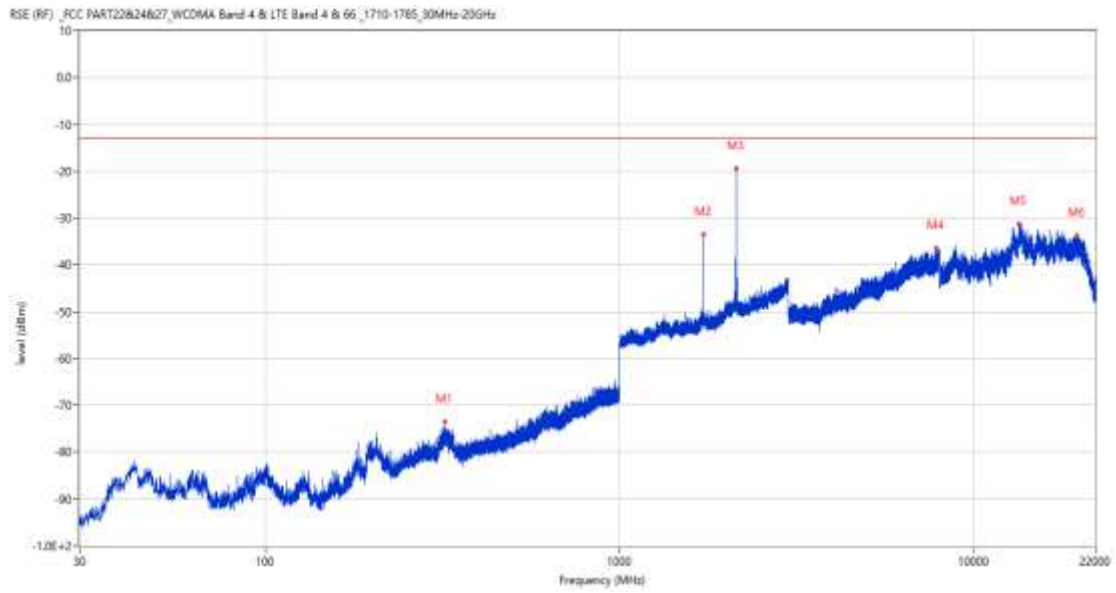
### 9.3 LTE Band 4 BW5, Middle Channel

RSE-H&H LTE Band 4 BW5 CH20175



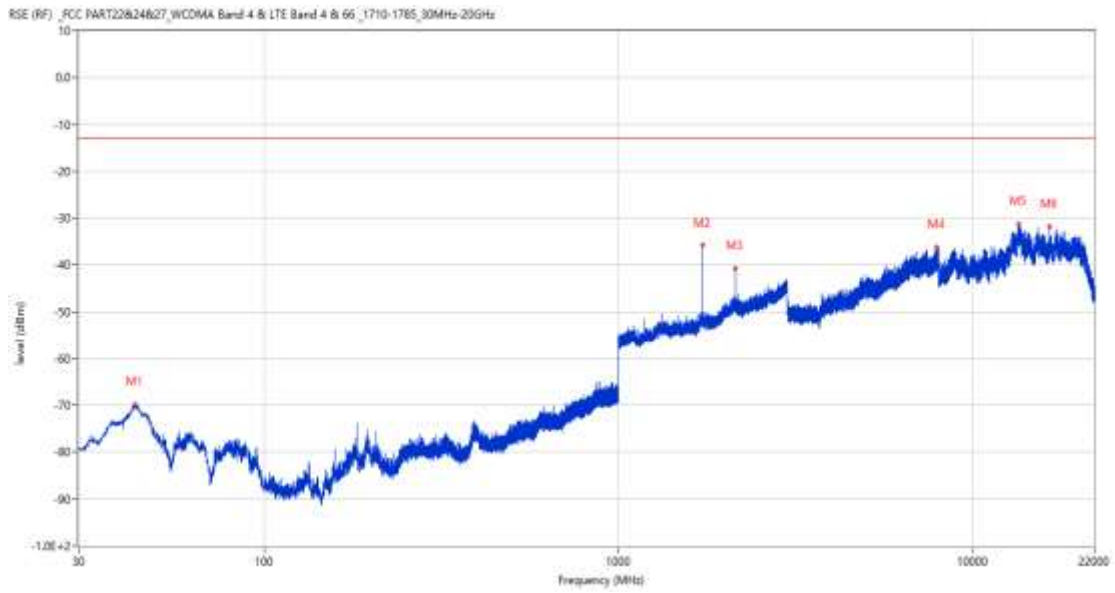
Frequency (MHz)	Result (dBm)	Factor (dB)	PK Limit (dBm)	Over Limit (dB)	Table (o)	ANT	EUT	Verdict
322.988	-72.42	-11.01	-13.0	-59.42	256.00	Horizontal	Horizontal	Pass
1731.200	-33.25	2.46	-13.0	-20.25	100.00	Horizontal	Horizontal	N/A
2132.600	-24.33	4.89	-13.0	-11.33	238.00	Horizontal	Horizontal	N/A
7937.750	-36.36	18.94	-13.0	-23.36	260.00	Horizontal	Horizontal	Pass
13628.287	-31.45	24.85	-13.0	-18.45	295.00	Horizontal	Horizontal	Pass
19490.937	-33.70	21.45	-13.0	-20.70	360.00	Horizontal	Horizontal	Pass

RSE-H&V LTE Band 4 BW5 CH20175



Frequency (MHz)	Result (dBm)	Factor (dB)	PK Limit (dBm)	Over Limit (dB)	Table (o)	ANT	EUT	Verdict
320.854	-73.42	-11.25	-13.0	-60.42	247.00	Horizontal	Vertical	Pass
1731.200	-33.43	2.46	-13.0	-20.43	203.00	Horizontal	Vertical	N/A
2133.400	-19.42	4.86	-13.0	-6.42	234.00	Horizontal	Vertical	N/A
7806.250	-36.39	18.02	-13.0	-23.39	360.00	Horizontal	Vertical	Pass
13400.738	-31.22	24.84	-13.0	-18.22	64.00	Horizontal	Vertical	Pass
19552.911	-33.73	21.47	-13.0	-20.73	360.00	Horizontal	Vertical	Pass

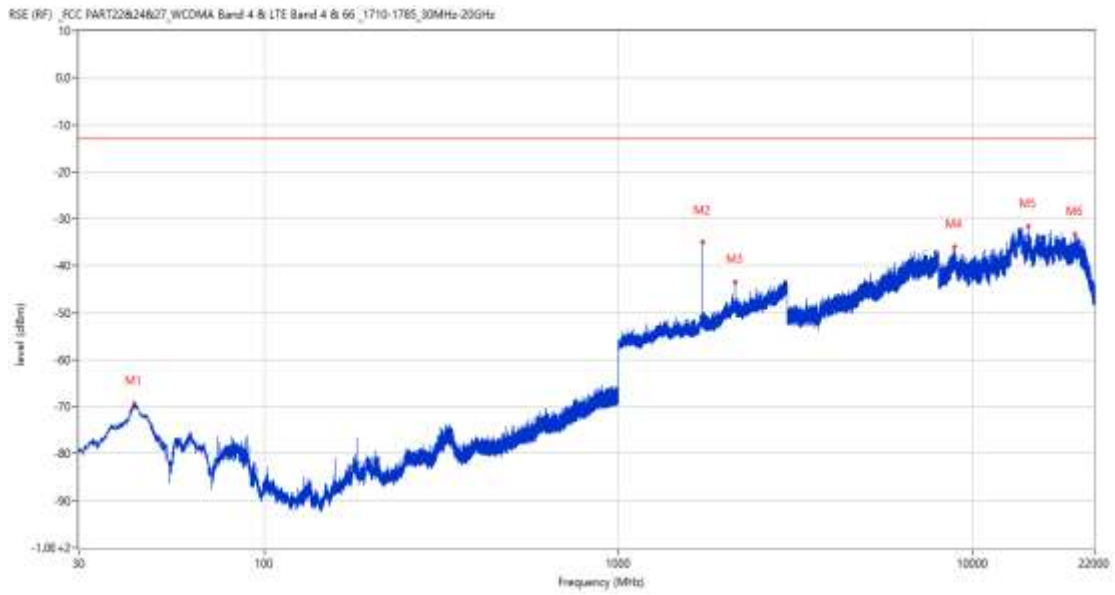
RSE-V&V LTE Band 4 BW5 CH20175



Frequency (MHz)	Result (dBm)	Factor (dB)	PK Limit (dBm)	Over Limit (dB)	Table (o)	ANT	EUT	Verdict
43.144	-69.76	-16.60	-13.0	-56.76	44.00	Vertical	Vertical	Pass
1731.200	-35.76	2.46	-13.0	-22.76	98.00	Vertical	Vertical	N/A
2135.100	-40.85	5.08	-13.0	-27.85	282.00	Vertical	Vertical	N/A
7927.750	-36.22	18.51	-13.0	-23.22	251.00	Vertical	Vertical	Pass
13432.188	-31.16	24.63	-13.0	-18.16	321.00	Vertical	Vertical	Pass
16468.500	-31.89	22.92	-13.0	-18.89	3.00	Vertical	Vertical	Pass



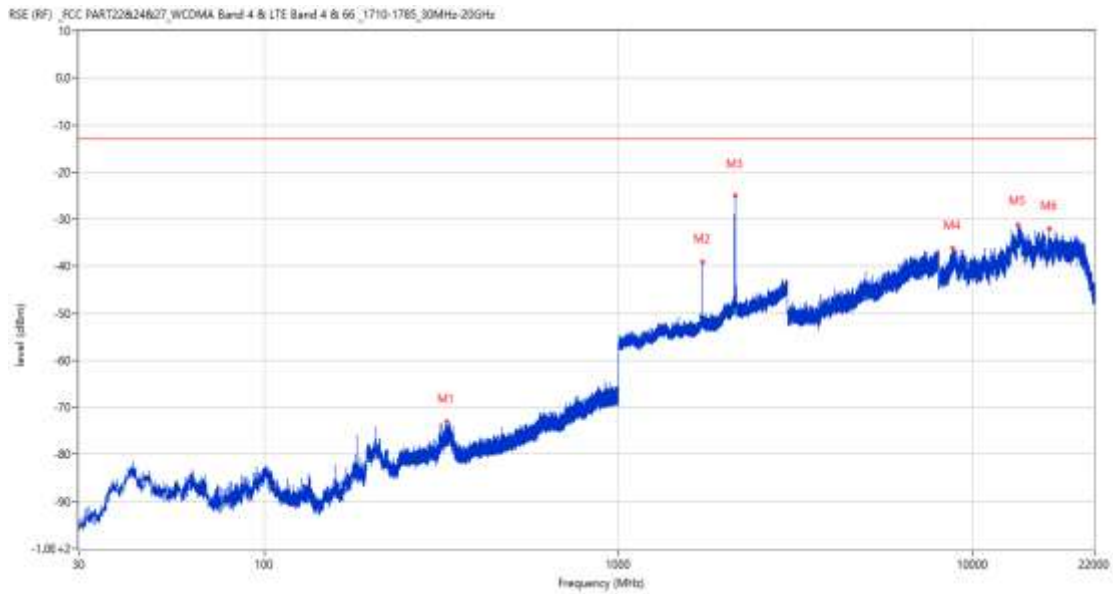
RSE-V&H LTE Band 4 BW5 CH20175



Frequency (MHz)	Result (dBm)	Factor (dB)	PK Limit (dBm)	Over Limit (dB)	Table (o)	ANT	EUT	Verdict
42.901	-69.38	-16.54	-13.0	-56.38	34.00	Vertical	Horizontal	Pass
1731.200	-34.90	2.46	-13.0	-21.90	104.00	Vertical	Horizontal	N/A
2133.500	-43.53	4.86	-13.0	-30.53	142.00	Vertical	Horizontal	N/A
8854.287	-36.06	20.31	-13.0	-23.06	63.00	Vertical	Horizontal	Pass
14306.775	-31.74	24.18	-13.0	-18.74	134.00	Vertical	Horizontal	Pass
19372.075	-33.35	21.42	-13.0	-20.35	40.00	Vertical	Horizontal	Pass

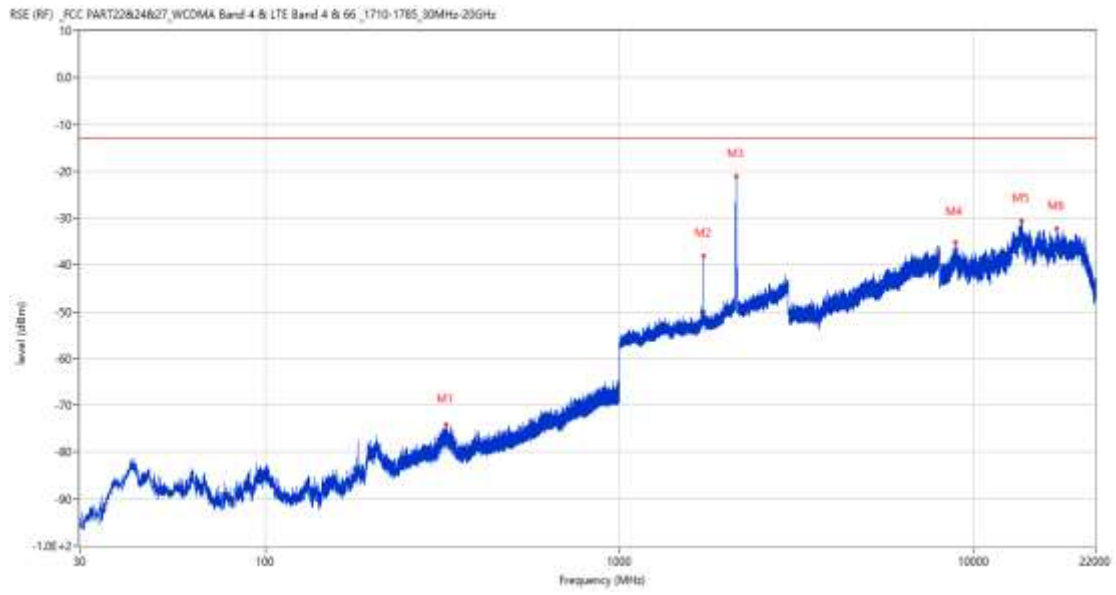
## 9.4 LTE Band 4 BW10, Middle Channel

RSE-H&H LTE Band 4 BW10 CH20175



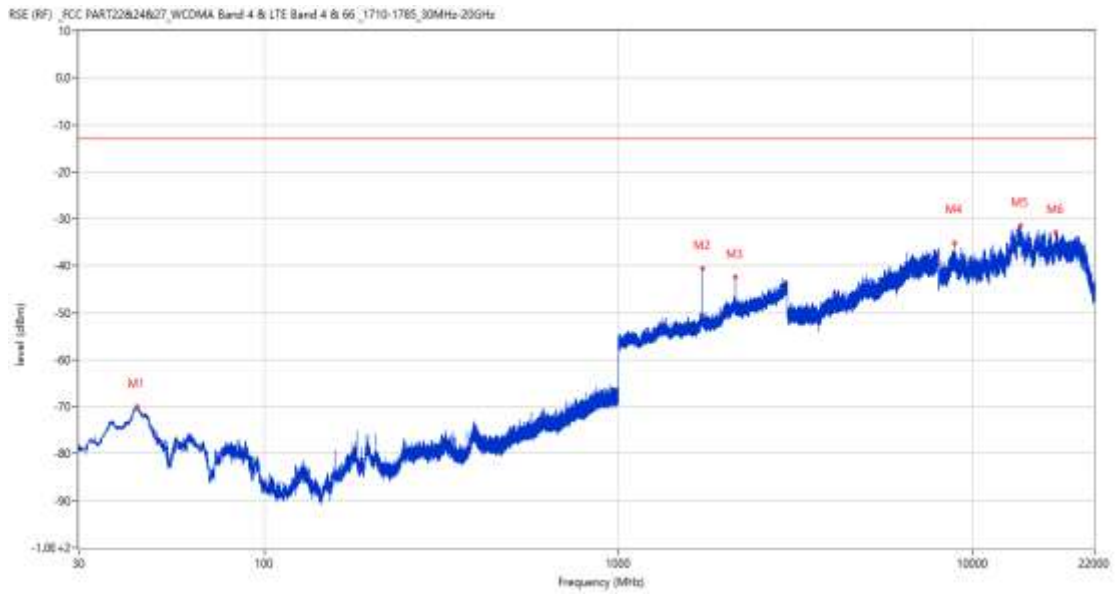
Frequency (MHz)	Result (dBm)	Factor (dB)	PK Limit (dBm)	Over Limit (dB)	Table (o)	ANT	EUT	Verdict
327.596	-73.06	-10.78	-13.0	-60.06	272.00	Horizontal	Horizontal	Pass
1728.800	-39.08	2.48	-13.0	-26.08	100.00	Horizontal	Horizontal	N/A
2132.100	-24.92	4.90	-13.0	-11.92	238.00	Horizontal	Horizontal	N/A
8762.375	-36.27	19.01	-13.0	-23.27	185.00	Horizontal	Horizontal	Pass
13388.713	-31.22	24.78	-13.0	-18.22	227.00	Horizontal	Horizontal	Pass
16449.537	-32.05	23.24	-13.0	-19.05	227.00	Horizontal	Horizontal	Pass

RSE-H&V LTE Band 4 BW10 CH20175



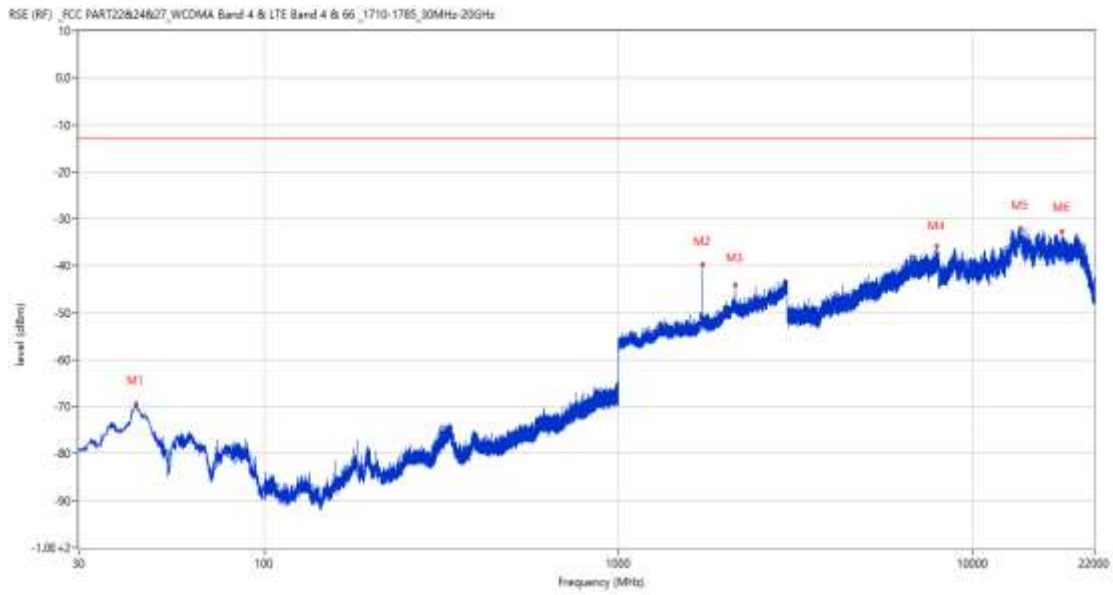
Frequency (MHz)	Result (dBm)	Factor (dB)	PK Limit (dBm)	Over Limit (dB)	Table (o)	ANT	EUT	Verdict
323.958	-74.20	-11.06	-13.0	-61.20	260.00	Horizontal	Vertical	Pass
1729.000	-38.12	2.48	-13.0	-25.12	212.00	Horizontal	Vertical	N/A
2129.500	-21.10	4.81	-13.0	-8.10	244.00	Horizontal	Vertical	N/A
8852.862	-35.17	20.33	-13.0	-22.17	360.00	Horizontal	Vertical	Pass
13645.862	-30.62	24.83	-13.0	-17.62	112.00	Horizontal	Vertical	Pass
17089.636	-32.32	23.43	-13.0	-19.32	180.00	Horizontal	Vertical	Pass

RSE-V&H LTE Band 4 BW10 CH20175



Frequency (MHz)	Result (dBm)	Factor (dB)	PK Limit (dBm)	Over Limit (dB)	Table (o)	ANT	EUT	Verdict
43.677	-69.90	-17.13	-13.0	-56.90	70.00	Vertical	Vertical	Pass
1728.800	-40.58	2.48	-13.0	-27.58	107.00	Vertical	Vertical	N/A
2133.000	-42.43	4.87	-13.0	-29.43	62.00	Vertical	Vertical	N/A
8863.313	-35.08	20.20	-13.0	-22.08	360.00	Vertical	Vertical	Pass
13572.325	-31.45	25.06	-13.0	-18.45	251.00	Vertical	Vertical	Pass
17075.300	-32.83	23.11	-13.0	-19.83	251.00	Vertical	Vertical	Pass

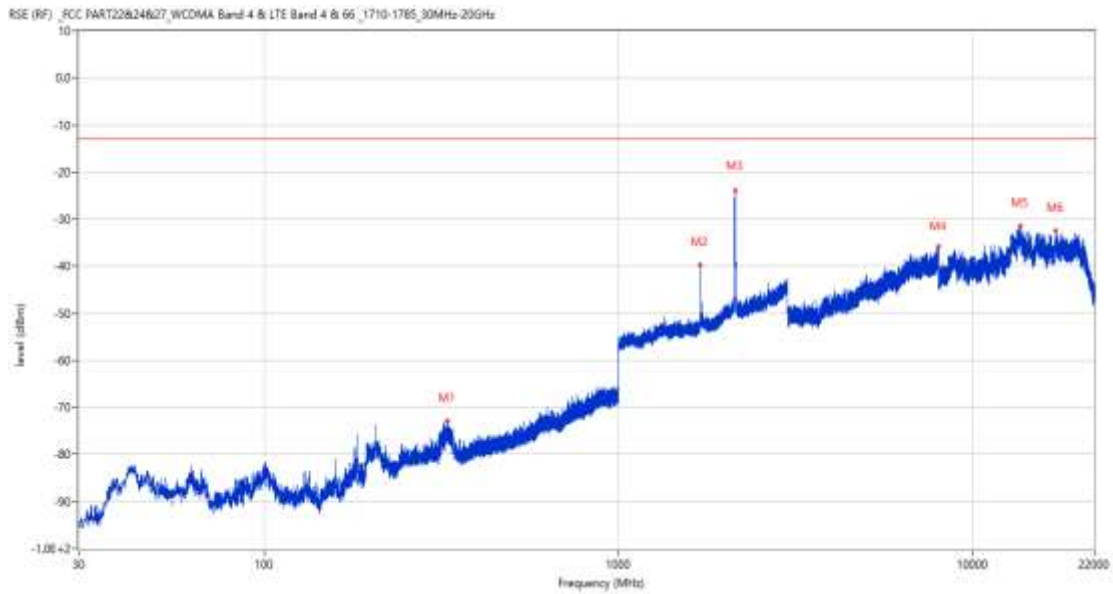
RSE-V&V LTE Band 4 BW10 CH20175



Frequency (MHz)	Result (dBm)	Factor (dB)	PK Limit (dBm)	Over Limit (dB)	Table (o)	ANT	EUT	Verdict
43.580	-69.35	-17.04	-13.0	-56.35	63.00	Vertical	Horizontal	Pass
1728.800	-39.75	2.48	-13.0	-26.75	92.00	Vertical	Horizontal	N/A
2136.800	-44.11	5.08	-13.0	-31.11	149.00	Vertical	Horizontal	N/A
7911.000	-35.77	18.14	-13.0	-22.77	360.00	Vertical	Horizontal	Pass
13616.263	-32.06	24.86	-13.0	-19.06	64.00	Vertical	Horizontal	Pass
17800.036	-32.58	22.82	-13.0	-19.58	205.00	Vertical	Horizontal	Pass

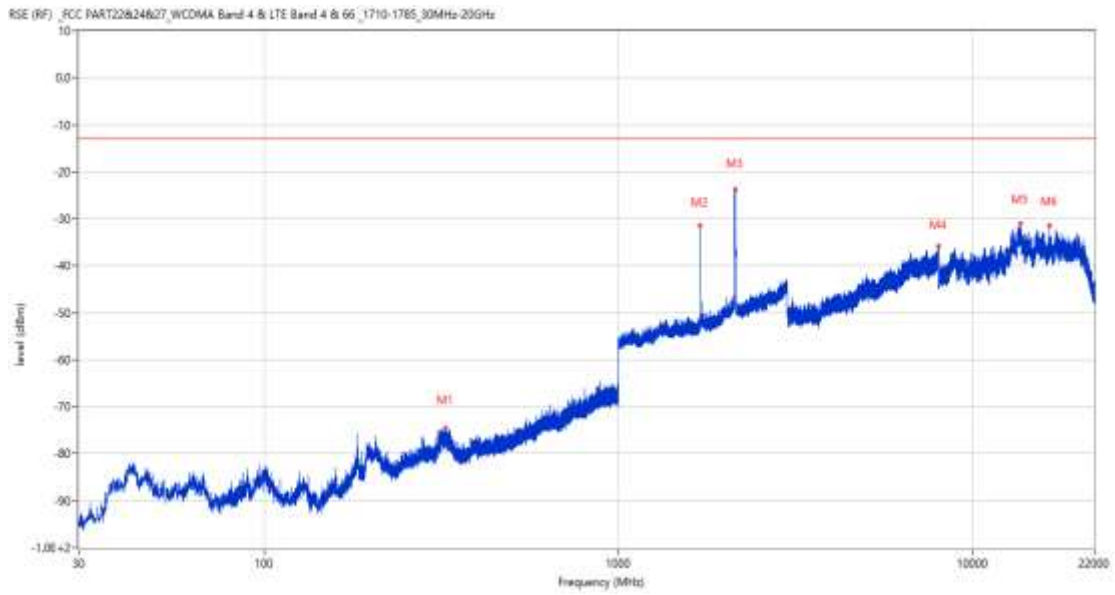
### 9.5 LTE Band 4 BW15, Middle Channel

RSE-H&H LTE Band 4 BW15 CH20175



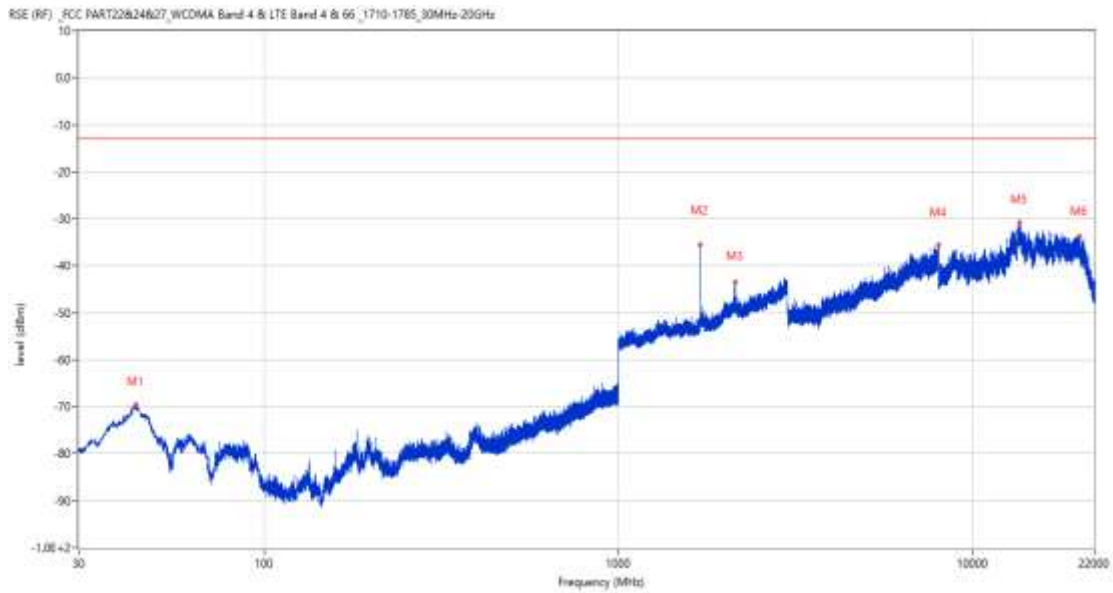
Frequency (MHz)	Result (dBm)	Factor (dB)	PK Limit (dBm)	Over Limit (dB)	Table (o)	ANT	EUT	Verdict
328.954	-72.84	-10.71	-13.0	-59.84	238.00	Horizontal	Horizontal	Pass
1700.300	-39.76	2.78	-13.0	-26.76	169.00	Horizontal	Horizontal	N/A
2138.700	-23.90	5.05	-13.0	-10.90	244.00	Horizontal	Horizontal	N/A
7997.750	-35.83	18.89	-13.0	-22.83	1.00	Horizontal	Horizontal	Pass
13596.838	-31.53	24.89	-13.0	-18.53	272.00	Horizontal	Horizontal	Pass
17100.276	-32.52	23.67	-13.0	-19.52	40.00	Horizontal	Horizontal	Pass

RSE-H&V LTE Band 4 BW15 CH20175



Frequency (MHz)	Result (dBm)	Factor (dB)	PK Limit (dBm)	Over Limit (dB)	Table (o)	ANT	EUT	Verdict
325.365	-74.49	-10.93	-13.0	-61.49	29.00	Horizontal	Vertical	Pass
1700.000	-31.46	2.75	-13.0	-18.46	50.00	Horizontal	Vertical	N/A
2129.500	-23.79	4.81	-13.0	-10.79	151.00	Horizontal	Vertical	N/A
7996.250	-35.85	18.78	-13.0	-22.85	360.00	Horizontal	Vertical	Pass
13572.325	-30.95	25.06	-13.0	-17.95	360.00	Horizontal	Vertical	Pass
16462.026	-31.45	23.04	-13.0	-18.45	274.00	Horizontal	Vertical	Pass

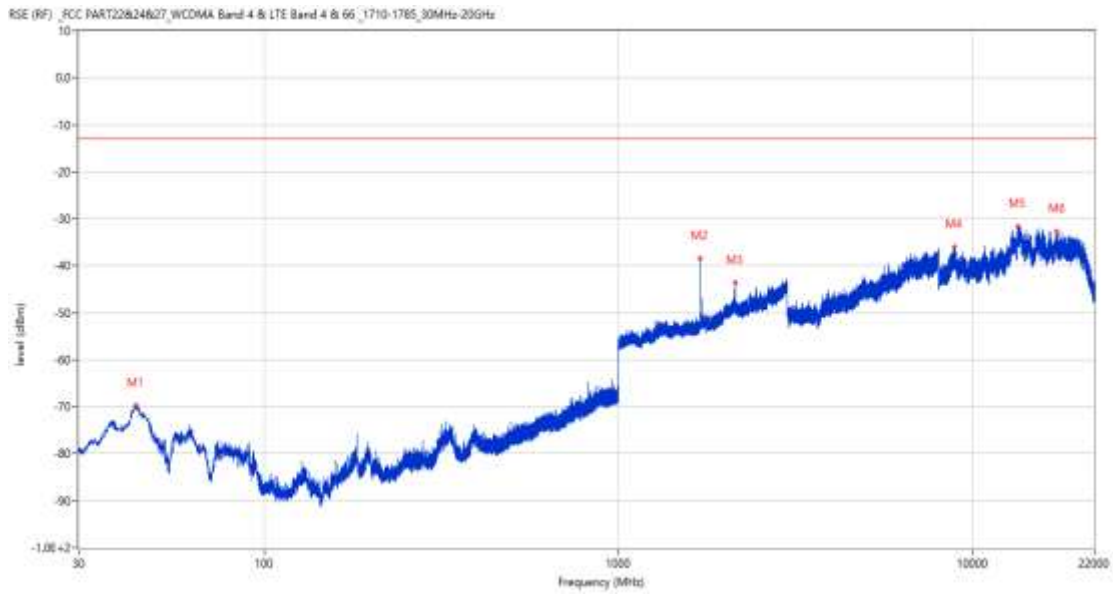
RSE-V&V LTE Band 4 BW15 CH20175



Frequency (MHz)	Result (dBm)	Factor (dB)	PK Limit (dBm)	Over Limit (dB)	Table (o)	ANT	EUT	Verdict
43.483	-69.55	-16.95	-13.0	-56.55	40.00	Vertical	Vertical	Pass
1700.100	-35.64	2.78	-13.0	-22.64	98.00	Vertical	Vertical	N/A
2135.900	-43.46	5.04	-13.0	-30.46	66.00	Vertical	Vertical	N/A
7990.000	-35.58	18.40	-13.0	-22.58	267.00	Vertical	Vertical	Pass
13545.500	-30.89	25.10	-13.0	-17.89	319.00	Vertical	Vertical	Pass
19915.512	-33.79	21.56	-13.0	-20.79	343.00	Vertical	Vertical	Pass



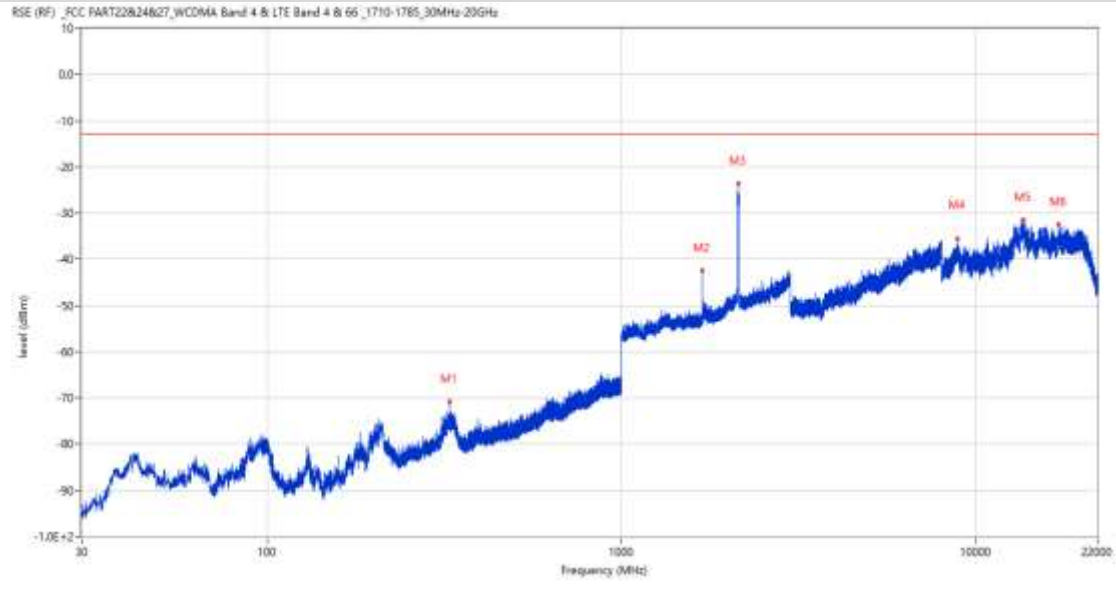
RSE-V&H LTE Band 4 BW15 CH20175



Frequency (MHz)	Result (dBm)	Factor (dB)	PK Limit (dBm)	Over Limit (dB)	Table (o)	ANT	EUT	Verdict
43.386	-69.77	-16.85	-13.0	-56.77	90.00	Vertical	Horizontal	Pass
1700.000	-38.47	2.75	-13.0	-25.47	48.00	Vertical	Horizontal	N/A
2139.100	-43.64	5.03	-13.0	-30.64	129.00	Vertical	Horizontal	N/A
8848.825	-35.96	20.34	-13.0	-22.96	1.00	Vertical	Horizontal	Pass
13395.188	-31.67	24.82	-13.0	-18.67	158.00	Vertical	Horizontal	Pass
17171.963	-32.67	23.25	-13.0	-19.67	87.00	Vertical	Horizontal	Pass

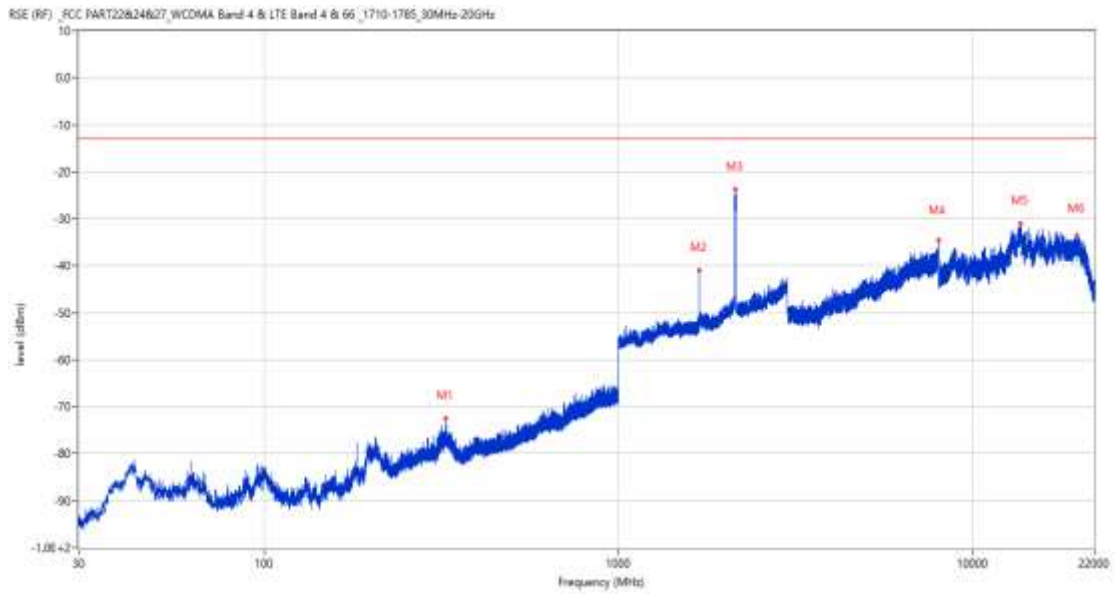
## 9.6 LTE Band 4 BW20, Middle Channel

### RSE-H&H LTE Band 4 BW20 CH20175



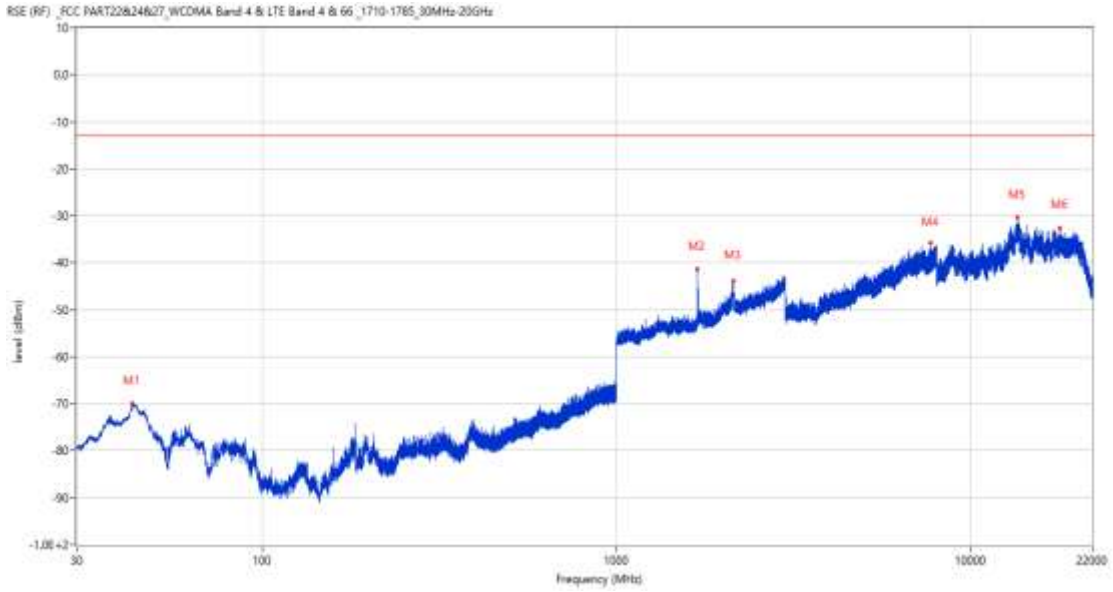
Frequency (MHz)	Result (dBm)	Factor (dB)	PK Limit (dBm)	Over Limit (dB)	Table (o)	ANT	EUT	Verdict
327.159	-70.86	-10.82	-13.0	-57.86	258.00	Horizontal	Horizontal	Pass
1688.400	-42.45	1.01	-13.0	-29.45	124.00	Horizontal	Horizontal	N/A
2136.500	-23.57	5.05	-13.0	-10.57	231.00	Horizontal	Horizontal	N/A
8861.650	-35.58	20.22	-13.0	-22.58	3.00	Horizontal	Horizontal	Pass
13614.875	-31.41	24.86	-13.0	-18.41	321.00	Horizontal	Horizontal	Pass
17126.176	-32.42	23.59	-13.0	-19.42	360.00	Horizontal	Horizontal	Pass

RSE-H&V LTE Band 4 BW20 CH20175



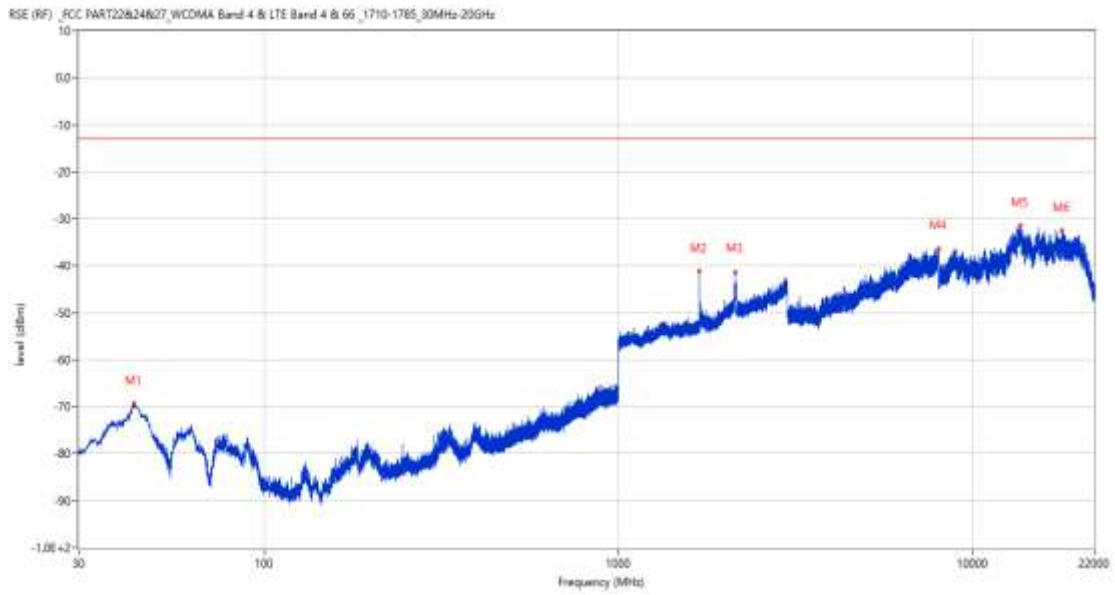
Frequency (MHz)	Result (dBm)	Factor (dB)	PK Limit (dBm)	Over Limit (dB)	Table (o)	ANT	EUT	Verdict
325.705	-72.46	-10.93	-13.0	-59.46	50.00	Horizontal	Vertical	Pass
1689.200	-41.06	1.03	-13.0	-28.06	217.00	Horizontal	Vertical	N/A
2140.800	-23.80	4.95	-13.0	-10.80	242.00	Horizontal	Vertical	N/A
7995.750	-34.49	18.76	-13.0	-21.49	1.00	Horizontal	Vertical	Pass
13610.250	-30.96	24.86	-13.0	-17.96	110.00	Horizontal	Vertical	Pass
19675.011	-33.51	21.50	-13.0	-20.51	250.00	Horizontal	Vertical	Pass

RSE-V&V LTE Band 4 BW20 CH20175



Frequency (MHz)	Result (dBm)	Factor (dB)	PK Limit (dBm)	Over Limit (dB)	Table (o)	ANT	EUT	Verdict
43.095	-70.00	-16.55	-13.0	-57.00	360.00	Vertical	Vertical	Pass
1689.000	-41.36	1.03	-13.0	-28.36	149.00	Vertical	Vertical	N/A
2129.400	-43.83	4.81	-13.0	-30.83	55.00	Vertical	Vertical	N/A
7700.250	-35.70	17.49	-13.0	-22.70	179.00	Vertical	Vertical	Pass
13546.424	-30.32	25.13	-13.0	-17.32	18.00	Vertical	Vertical	Pass
17783.849	-32.73	22.02	-13.0	-19.73	360.00	Vertical	Vertical	Pass

RSE-V&H LTE Band 4 BW20 CH20175

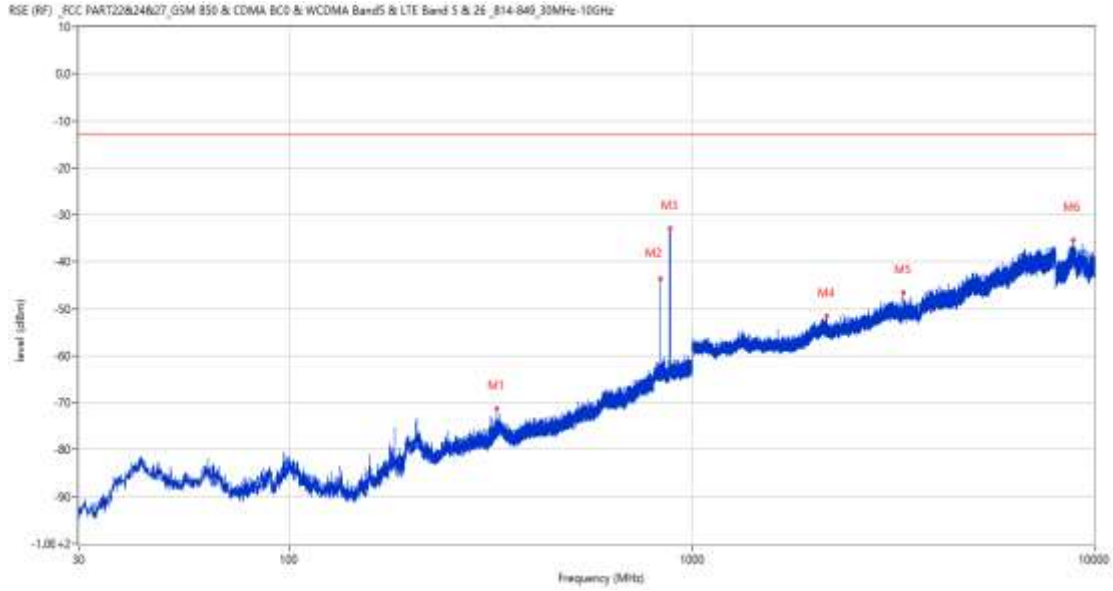


Frequency (MHz)	Result (dBm)	Factor (dB)	PK Limit (dBm)	Over Limit (dB)	Table (o)	ANT	EUT	Verdict
43.047	-69.38	-16.50	-13.0	-56.38	45.00	Vertical	Horizontal	Pass
1688.600	-41.11	1.01	-13.0	-28.11	117.00	Vertical	Horizontal	N/A
2137.200	-41.28	5.07	-13.0	-28.28	155.00	Vertical	Horizontal	N/A
7995.500	-36.49	18.76	-13.0	-23.49	251.00	Vertical	Horizontal	Pass
13583.425	-31.53	24.99	-13.0	-18.53	65.00	Vertical	Horizontal	Pass
17807.901	-32.49	22.56	-13.0	-19.49	360.00	Vertical	Horizontal	Pass

10 LTE Band 5

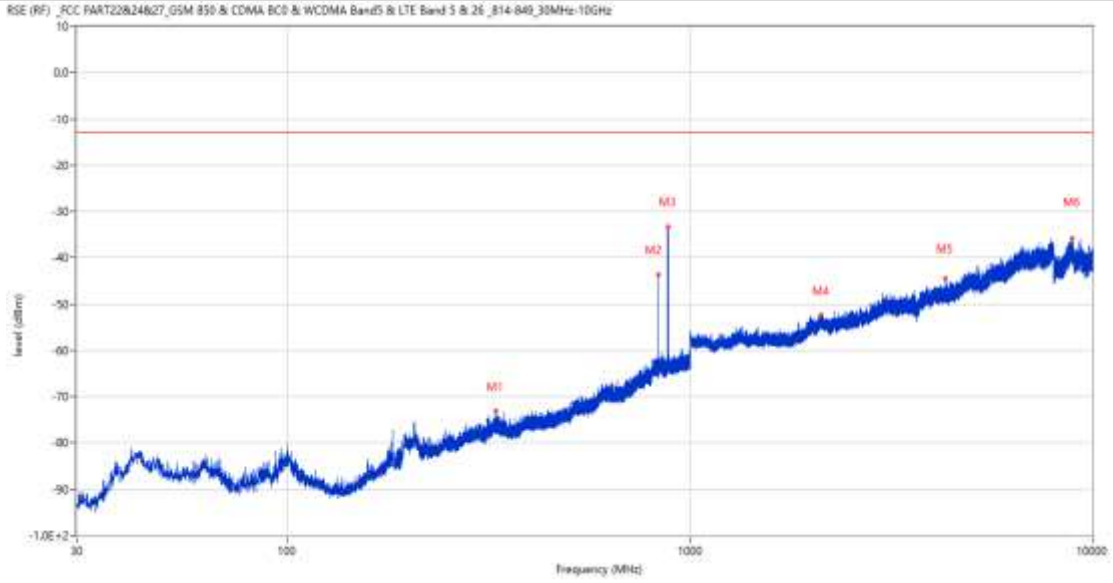
10.1 LTE Band 5 BW1.4, Middle Channel

RSE-H&H LTE Band 5 BW1.4 CH20525



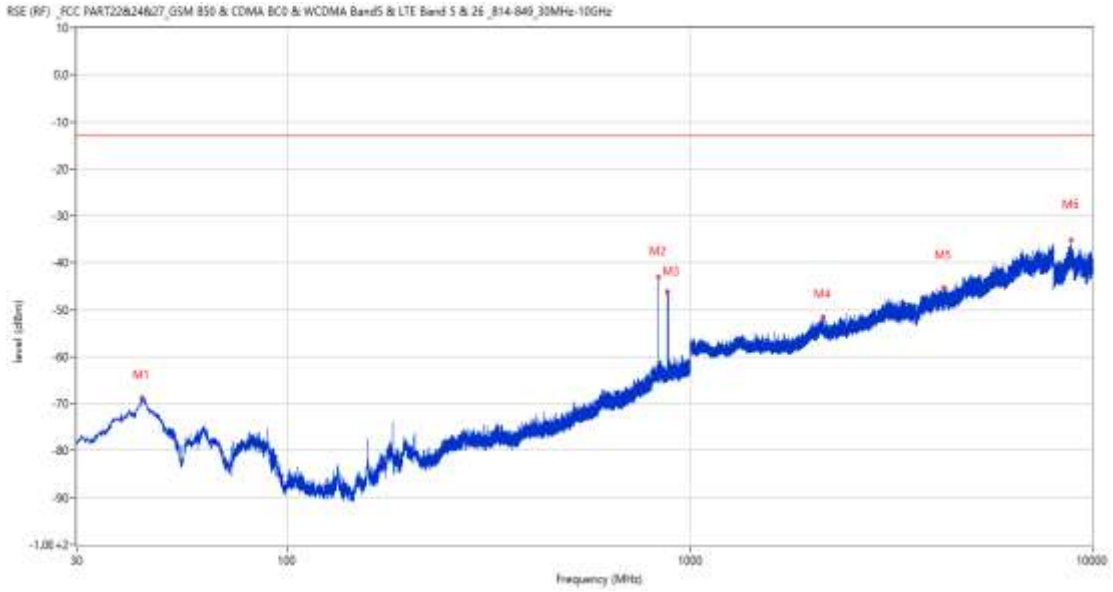
Frequency (MHz)	Result (dBm)	Factor (dB)	PK Limit (dBm)	Over Limit (dB)	Table (o)	ANT	EUT	Verdict
328.226	-71.30	-8.02	-13.0	-58.30	239.00	Horizontal	Horizontal	Pass
836.070	-43.62	7.12	-13.0	-30.62	85.00	Horizontal	Horizontal	N/A
881.708	-32.91	6.76	-13.0	-19.91	247.00	Horizontal	Horizontal	N/A
2169.200	-51.62	-0.07	-13.0	-38.62	3.00	Horizontal	Horizontal	Pass
3350.000	-46.62	7.06	-13.0	-33.62	217.00	Horizontal	Horizontal	Pass
8857.400	-35.37	20.27	-13.0	-22.37	243.00	Horizontal	Horizontal	Pass

RSE-H&V LTE Band 5 BW1.4 CH20525



Frequency (MHz)	Result (dBm)	Factor (dB)	PK Limit (dBm)	Over Limit (dB)	Table (o)	ANT	EUT	Verdict
328.954	-72.97	-7.99	-13.0	-59.97	17.00	Horizontal	Vertical	Pass
836.070	-43.65	7.12	-13.0	-30.65	347.00	Horizontal	Vertical	N/A
881.417	-33.39	6.74	-13.0	-20.39	69.00	Horizontal	Vertical	N/A
2120.700	-52.40	-0.15	-13.0	-39.40	14.00	Horizontal	Vertical	Pass
4318.500	-44.58	10.09	-13.0	-31.58	199.00	Horizontal	Vertical	Pass
8893.400	-35.72	19.83	-13.0	-22.72	201.00	Horizontal	Vertical	Pass

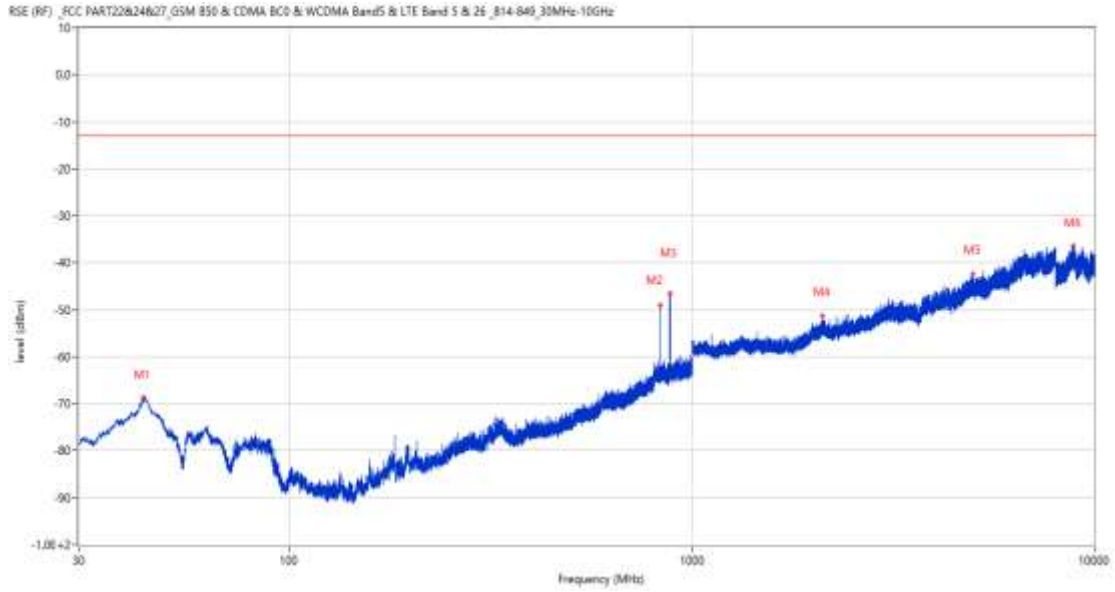
RSE-V&V LTE Band 5 BW1.4 CH20525



Frequency (MHz)	Result (dBm)	Factor (dB)	PK Limit (dBm)	Over Limit (dB)	Table (o)	ANT	EUT	Verdict
43.483	-68.74	-15.90	-13.0	-55.74	77.00	Vertical	Vertical	Pass
836.119	-43.11	7.12	-13.0	-30.11	16.00	Vertical	Vertical	N/A
881.127	-46.07	6.74	-13.0	-33.07	72.00	Vertical	Vertical	N/A
2139.000	-51.55	-0.13	-13.0	-38.55	14.00	Vertical	Vertical	Pass
4271.500	-45.34	10.21	-13.0	-32.34	1.00	Vertical	Vertical	Pass
8857.400	-35.25	20.27	-13.0	-22.25	61.00	Vertical	Vertical	Pass



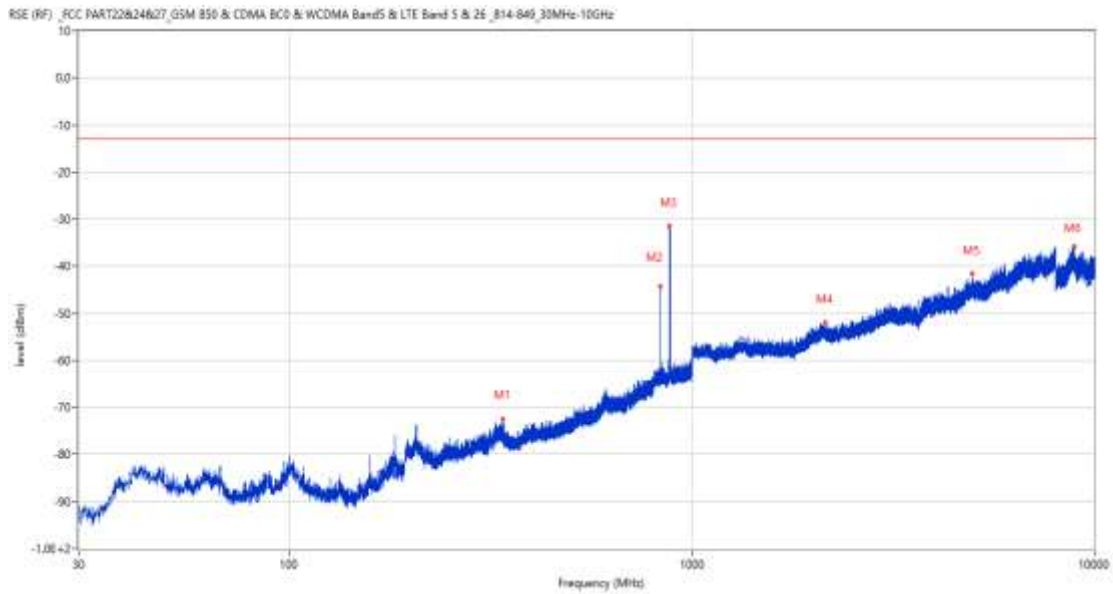
RSE-V&H LTE Band 5 BW1.4 CH20525



Frequency (MHz)	Result (dBm)	Factor (dB)	PK Limit (dBm)	Over Limit (dB)	Table (o)	ANT	EUT	Verdict
43.337	-68.69	-15.77	-13.0	-55.69	47.00	Vertical	Horizontal	Pass
836.022	-49.11	7.12	-13.0	-36.11	39.00	Vertical	Horizontal	N/A
881.660	-46.65	6.75	-13.0	-33.65	142.00	Vertical	Horizontal	N/A
2114.300	-51.42	0.14	-13.0	-38.42	230.00	Vertical	Horizontal	Pass
4990.750	-42.38	13.07	-13.0	-29.38	264.00	Vertical	Horizontal	Pass
8849.800	-36.36	20.36	-13.0	-23.36	61.00	Vertical	Horizontal	Pass

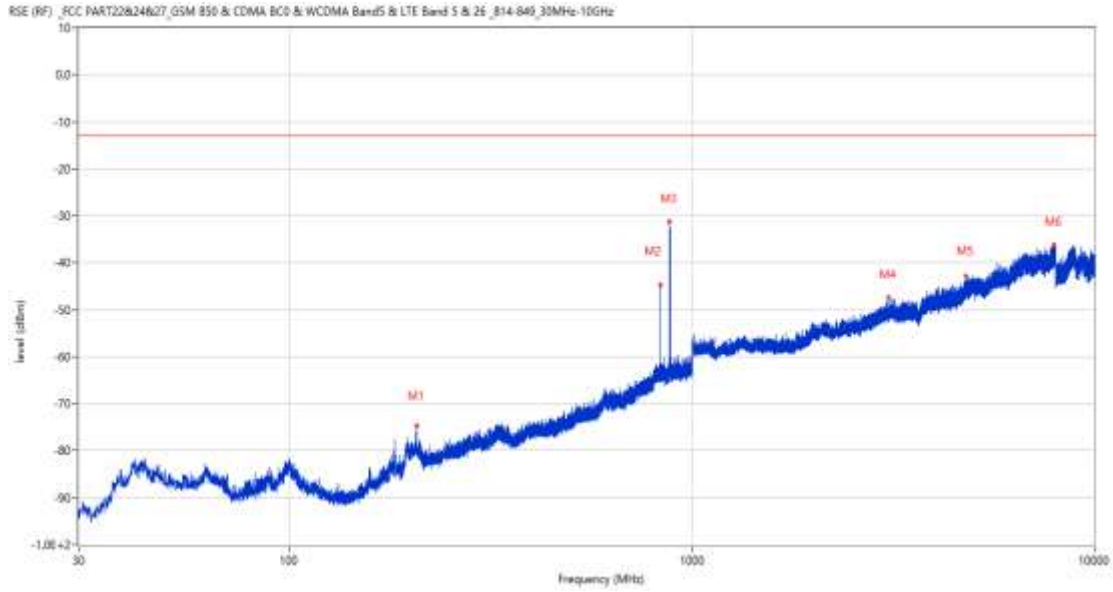
## 10.2 LTE Band 5 BW3, Middle Channel

RSE-H&H LTE Band 5 BW3 CH20525



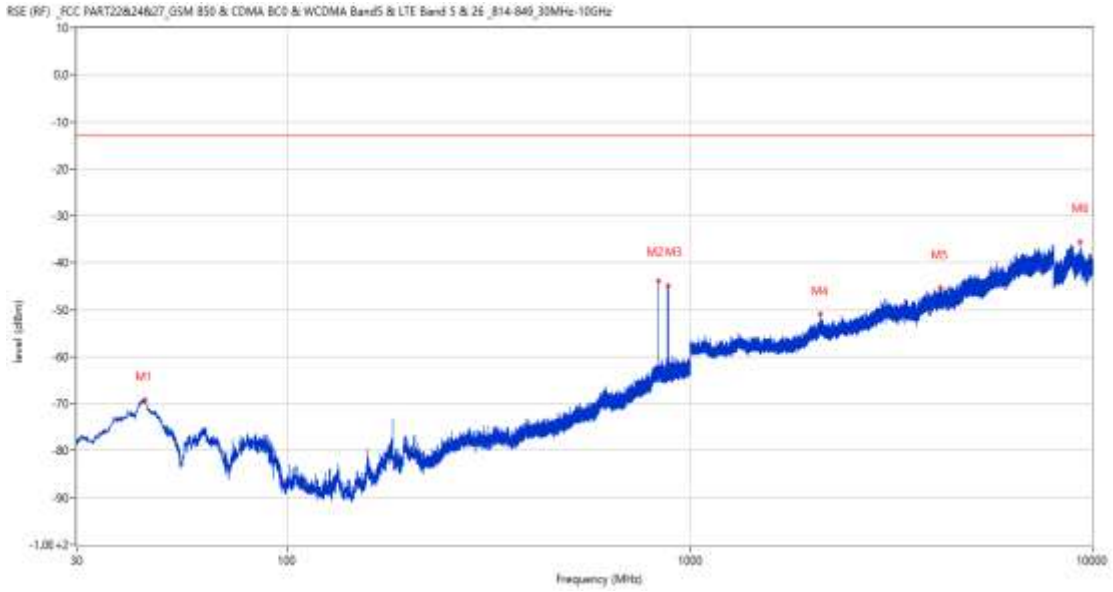
Frequency (MHz)	Result (dBm)	Factor (dB)	PK Limit (dBm)	Over Limit (dB)	Table (o)	ANT	EUT	Verdict
339.333	-72.48	-7.26	-13.0	-59.48	239.00	Horizontal	Horizontal	Pass
835.246	-44.18	7.10	-13.0	-31.18	88.00	Horizontal	Horizontal	N/A
880.302	-31.48	6.66	-13.0	-18.48	258.00	Horizontal	Horizontal	N/A
2139.500	-51.98	-0.08	-13.0	-38.98	326.00	Horizontal	Horizontal	Pass
4960.750	-41.67	13.06	-13.0	-28.67	360.00	Horizontal	Horizontal	Pass
8893.901	-35.88	19.82	-13.0	-22.88	294.00	Horizontal	Horizontal	Pass

RSE-H&V LTE Band 5 BW3 CH20525



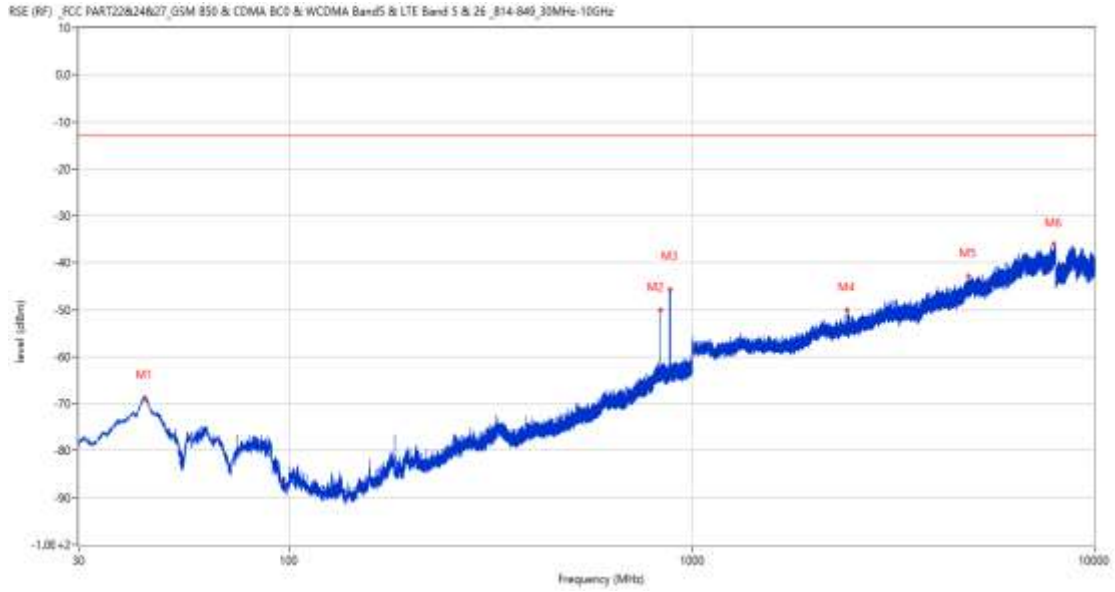
Frequency (MHz)	Result (dBm)	Factor (dB)	PK Limit (dBm)	Over Limit (dB)	Table (o)	ANT	EUT	Verdict
207.122	-74.74	-13.34	-13.0	-61.74	360.00	Horizontal	Vertical	Pass
835.246	-44.72	7.10	-13.0	-31.72	4.00	Horizontal	Vertical	N/A
880.738	-31.20	6.73	-13.0	-18.20	78.00	Horizontal	Vertical	N/A
3085.000	-47.46	6.96	-13.0	-34.46	166.00	Horizontal	Vertical	Pass
4795.500	-42.92	12.63	-13.0	-29.92	148.00	Horizontal	Vertical	Pass
7944.750	-36.24	18.88	-13.0	-23.24	249.00	Horizontal	Vertical	Pass

RSE-V&V LTE Band 5 BW3 CH20525



Frequency (MHz)	Result (dBm)	Factor (dB)	PK Limit (dBm)	Over Limit (dB)	Table (o)	ANT	EUT	Verdict
44.114	-69.10	-16.57	-13.0	-56.10	360.00	Vertical	Vertical	Pass
835.197	-43.85	7.10	-13.0	-30.85	13.00	Vertical	Vertical	N/A
882.290	-44.82	6.78	-13.0	-31.82	303.00	Vertical	Vertical	N/A
2112.500	-50.93	0.27	-13.0	-37.93	72.00	Vertical	Vertical	Pass
4194.250	-45.31	10.71	-13.0	-32.31	283.00	Vertical	Vertical	Pass
9329.000	-35.54	19.41	-13.0	-22.54	108.00	Vertical	Vertical	Pass

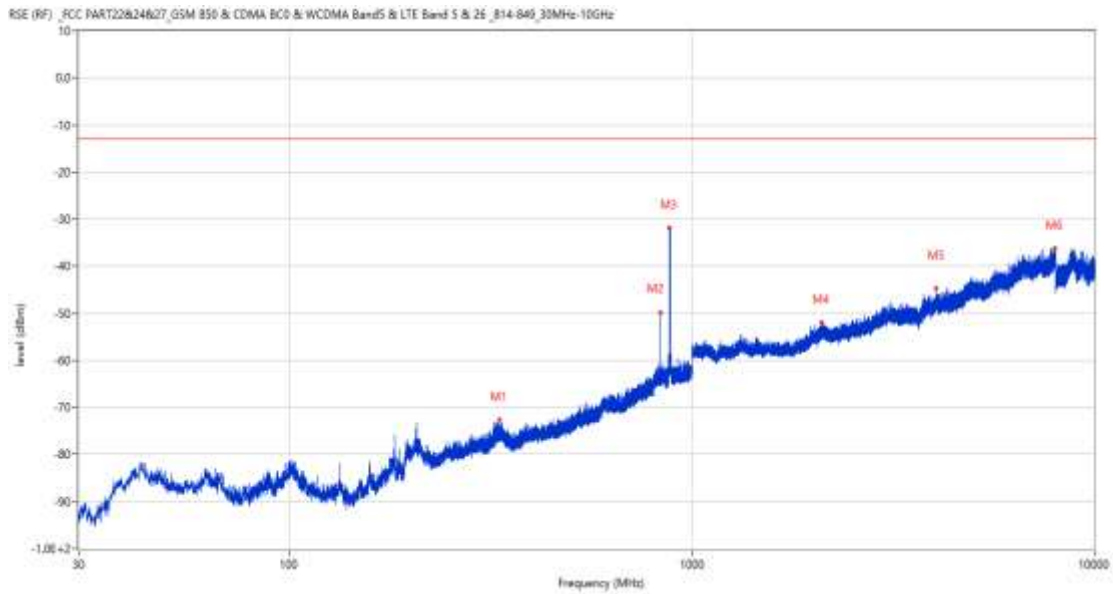
RSE-V&H LTE Band 5 BW3 CH20525



Frequency (MHz)	Result (dBm)	Factor (dB)	PK Limit (dBm)	Over Limit (dB)	Table (o)	ANT	EUT	Verdict
43.774	-68.82	-16.23	-13.0	-55.82	45.00	Vertical	Horizontal	Pass
835.294	-50.09	7.11	-13.0	-37.09	37.00	Vertical	Horizontal	N/A
882.242	-45.73	6.78	-13.0	-32.73	132.00	Vertical	Horizontal	N/A
2434.300	-50.16	0.28	-13.0	-37.16	171.00	Vertical	Horizontal	Pass
4858.000	-42.84	12.46	-13.0	-29.84	116.00	Vertical	Horizontal	Pass
7931.000	-36.05	18.76	-13.0	-23.05	1.00	Vertical	Horizontal	Pass

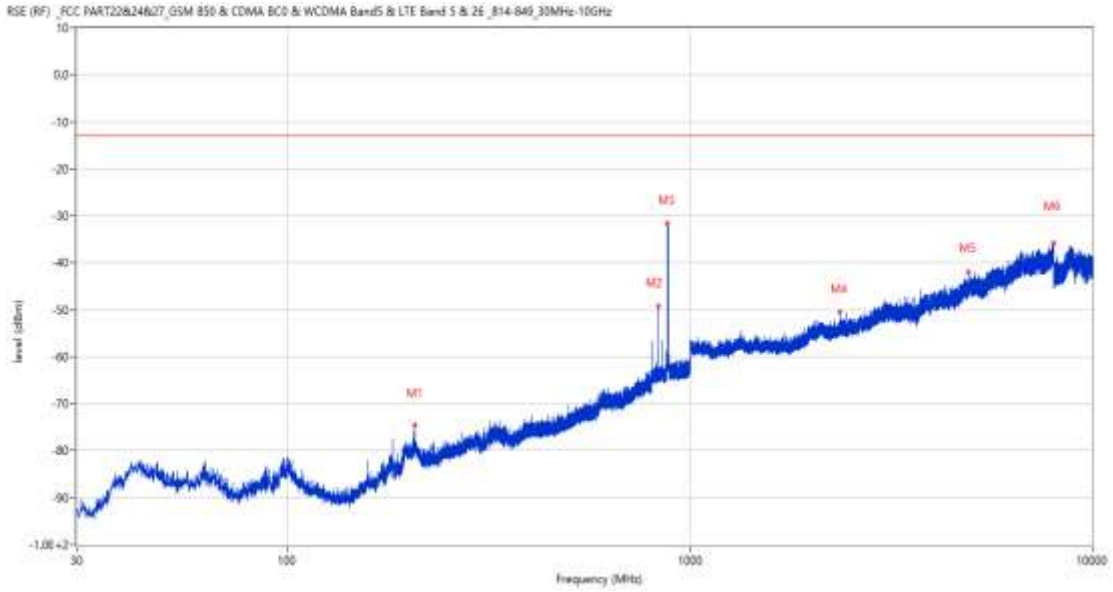
### 10.3 LTE Band 5 BW5, Middle Channel

RSE-H&H LTE Band 5 BW5 CH20525



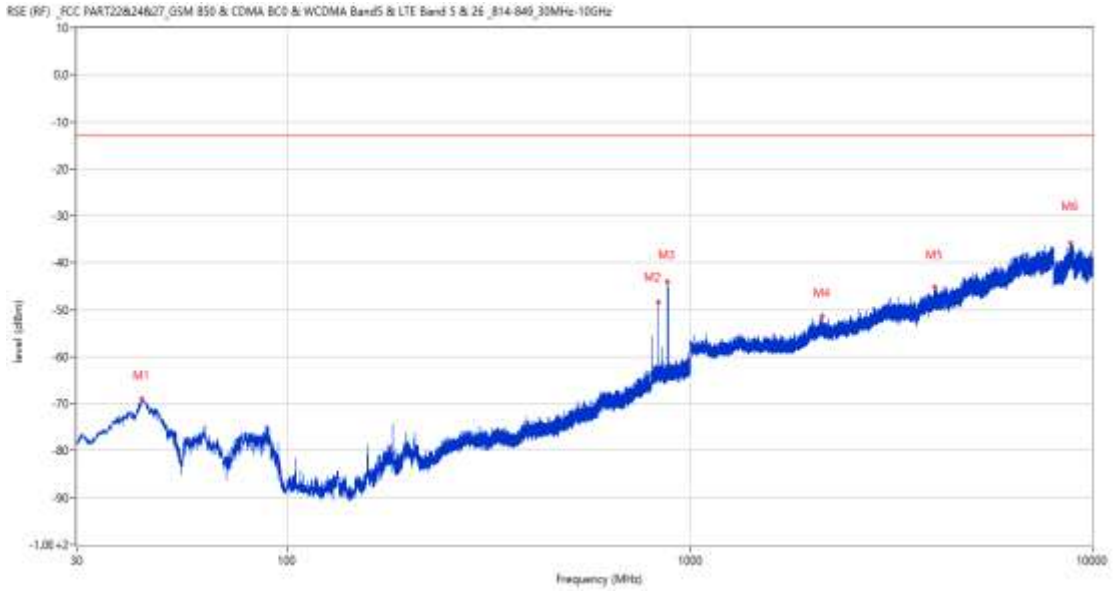
Frequency (MHz)	Result (dBm)	Factor (dB)	PK Limit (dBm)	Over Limit (dB)	Table (o)	ANT	EUT	Verdict
332.106	-72.67	-7.74	-13.0	-59.67	269.00	Horizontal	Horizontal	Pass
834.324	-49.77	7.09	-13.0	-36.77	209.00	Horizontal	Horizontal	N/A
880.302	-31.77	6.66	-13.0	-18.77	245.00	Horizontal	Horizontal	N/A
2099.100	-51.96	-0.09	-13.0	-38.96	91.00	Horizontal	Horizontal	Pass
4034.000	-44.61	9.57	-13.0	-31.61	220.00	Horizontal	Horizontal	Pass
7974.000	-36.23	18.12	-13.0	-23.23	334.00	Horizontal	Horizontal	Pass

RSE-H&V LTE Band 5 BW5 CH20525



Frequency (MHz)	Result (dBm)	Factor (dB)	PK Limit (dBm)	Over Limit (dB)	Table (o)	ANT	EUT	Verdict
206.928	-74.49	-13.35	-13.0	-61.49	13.00	Horizontal	Vertical	Pass
834.324	-49.22	7.09	-13.0	-36.22	0.00	Horizontal	Vertical	N/A
880.836	-31.64	6.73	-13.0	-18.64	79.00	Horizontal	Vertical	N/A
2352.400	-50.56	1.18	-13.0	-37.56	258.00	Horizontal	Vertical	Pass
4920.750	-41.98	13.34	-13.0	-28.98	217.00	Horizontal	Vertical	Pass
7998.750	-35.78	18.91	-13.0	-22.78	266.00	Horizontal	Vertical	Pass

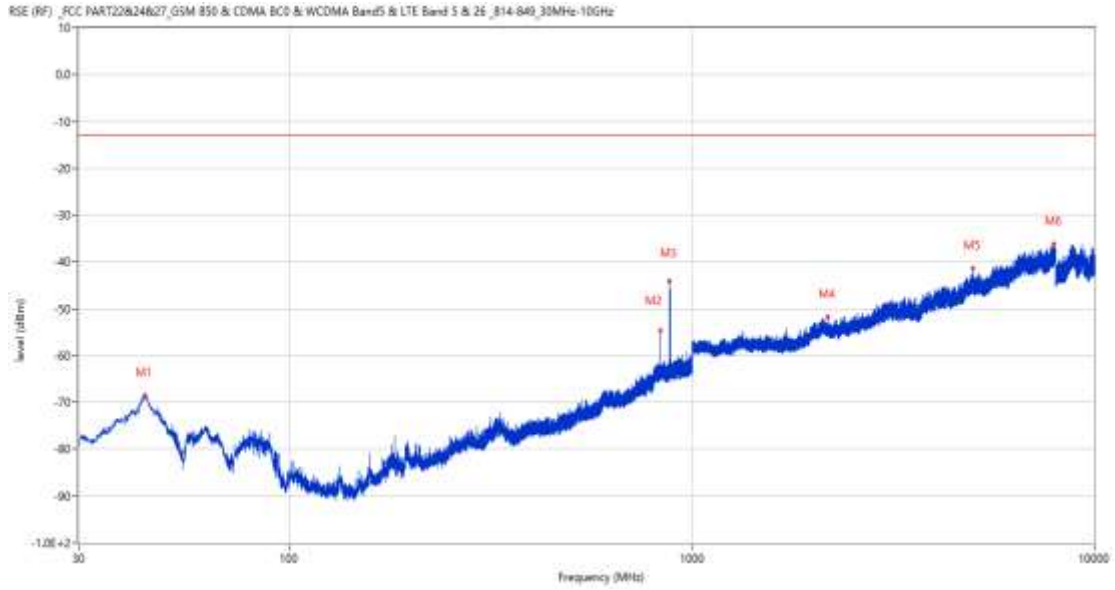
RSE-V&V LTE Band 5 BW5 CH20525



Frequency (MHz)	Result (dBm)	Factor (dB)	PK Limit (dBm)	Over Limit (dB)	Table (o)	ANT	EUT	Verdict
43.532	-68.96	-15.96	-13.0	-55.96	46.00	Vertical	Vertical	Pass
834.276	-48.46	7.09	-13.0	-35.46	204.00	Vertical	Vertical	N/A
880.156	-44.07	6.63	-13.0	-31.07	299.00	Vertical	Vertical	N/A
2128.400	-51.40	-0.28	-13.0	-38.40	148.00	Vertical	Vertical	Pass
4063.750	-45.18	10.50	-13.0	-32.18	233.00	Vertical	Vertical	Pass
8816.900	-35.71	19.82	-13.0	-22.71	43.00	Vertical	Vertical	Pass



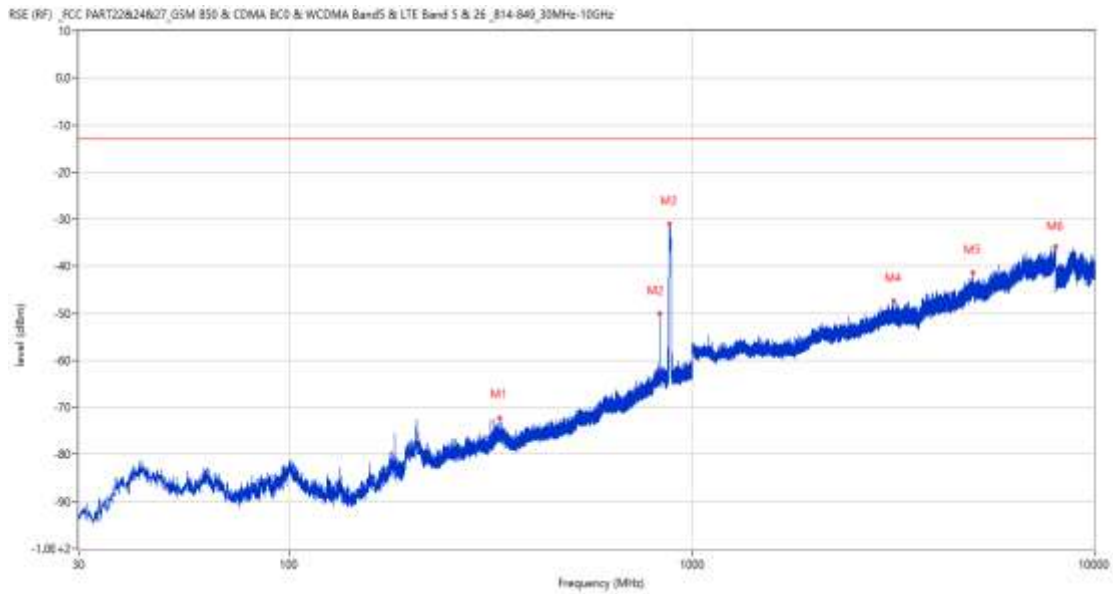
RSE-V&H LTE Band 5 BW5 CH20525



Frequency (MHz)	Result (dBm)	Factor (dB)	PK Limit (dBm)	Over Limit (dB)	Table (o)	ANT	EUT	Verdict
43.822	-68.52	-16.29	-13.0	-55.52	46.00	Vertical	Horizontal	Pass
834.372	-54.71	7.09	-13.0	-41.71	33.00	Vertical	Horizontal	N/A
879.380	-44.12	6.54	-13.0	-31.12	141.00	Vertical	Horizontal	N/A
2170.900	-51.78	-0.08	-13.0	-38.78	160.00	Vertical	Horizontal	Pass
4994.500	-41.37	12.94	-13.0	-28.37	183.00	Vertical	Horizontal	Pass
7938.750	-36.19	18.94	-13.0	-23.19	233.00	Vertical	Horizontal	Pass

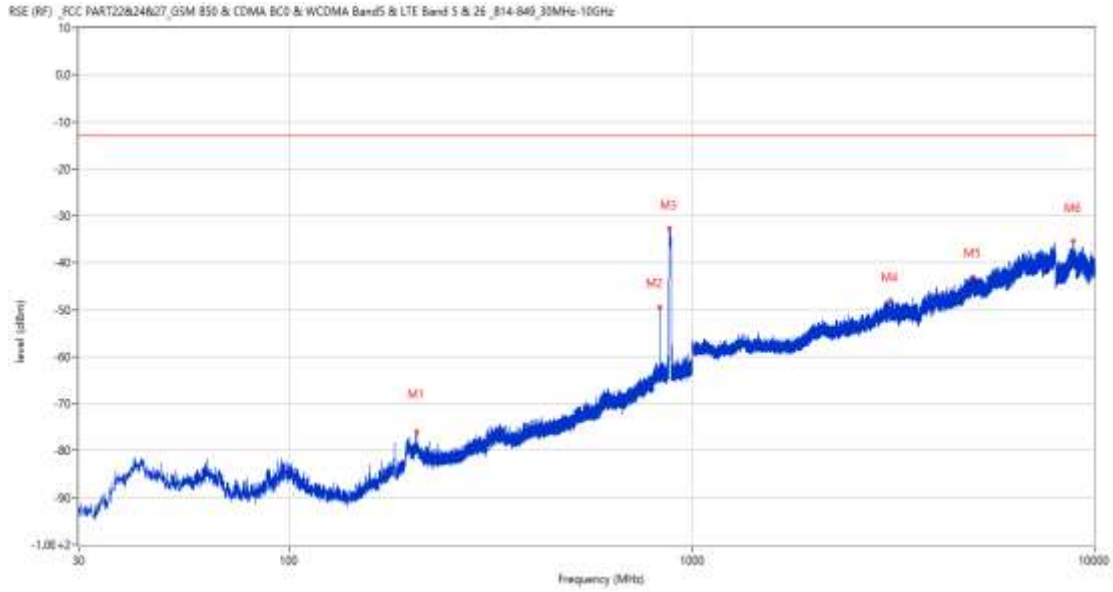
### 10.4 LTE Band 5 BW10, Middle Channel

RSE-H&H LTE Band 5 BW10 CH20525



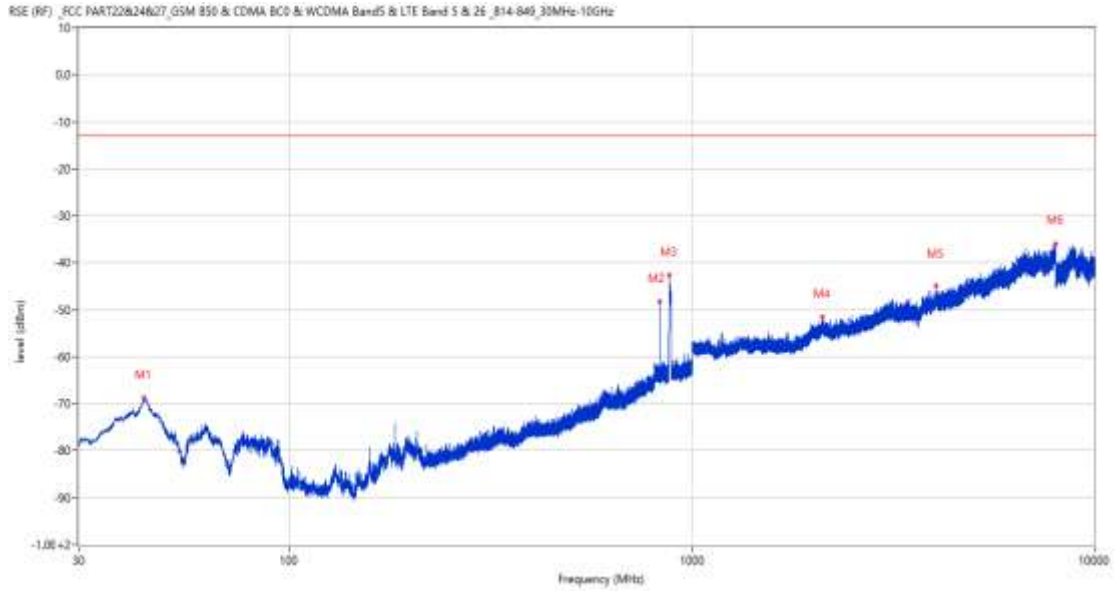
Frequency (MHz)	Result (dBm)	Factor (dB)	PK Limit (dBm)	Over Limit (dB)	Table (o)	ANT	EUT	Verdict
332.106	-72.32	-7.74	-13.0	-59.32	249.00	Horizontal	Horizontal	Pass
832.142	-50.13	7.05	-13.0	-37.13	83.00	Horizontal	Horizontal	N/A
881.030	-31.06	6.74	-13.0	-18.06	240.00	Horizontal	Horizontal	N/A
3180.000	-47.41	7.40	-13.0	-34.41	1.00	Horizontal	Horizontal	Pass
4991.250	-41.46	12.98	-13.0	-28.46	350.00	Horizontal	Horizontal	Pass
7999.250	-35.86	18.97	-13.0	-22.86	350.00	Horizontal	Horizontal	Pass

RSE-H&V LTE Band 5 BW10 CH20525



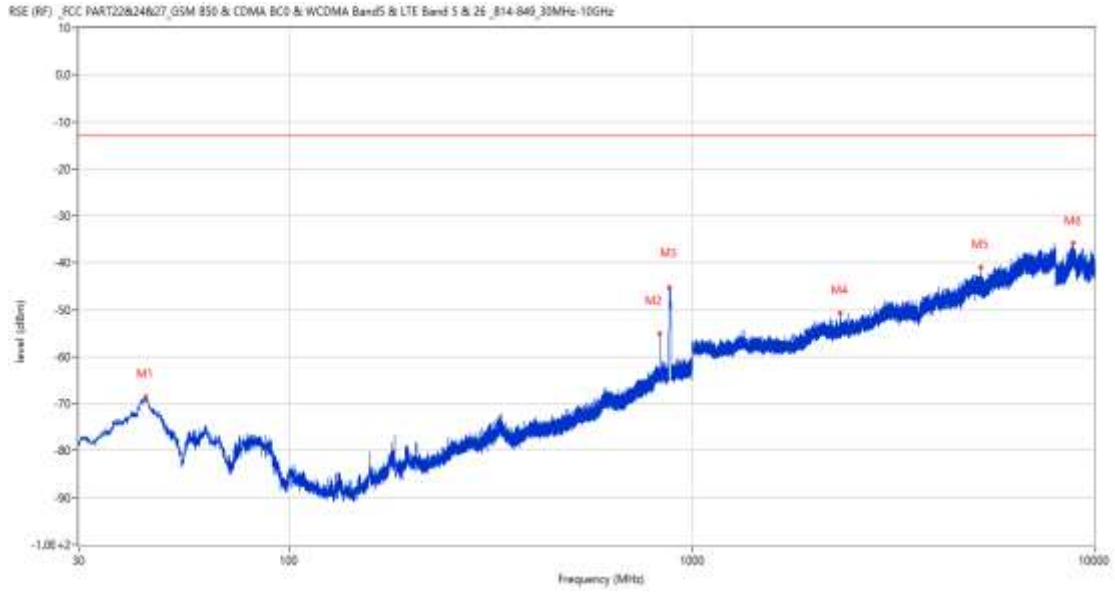
Frequency (MHz)	Result (dBm)	Factor (dB)	PK Limit (dBm)	Over Limit (dB)	Table (o)	ANT	EUT	Verdict
206.976	-76.07	-13.35	-13.0	-63.07	25.00	Horizontal	Vertical	Pass
832.093	-49.53	7.05	-13.0	-36.53	360.00	Horizontal	Vertical	N/A
880.156	-32.62	6.63	-13.0	-19.62	94.00	Horizontal	Vertical	N/A
3110.000	-47.93	6.40	-13.0	-34.93	217.00	Horizontal	Vertical	Pass
4980.500	-42.95	13.33	-13.0	-29.95	133.00	Horizontal	Vertical	Pass
8851.700	-35.31	20.34	-13.0	-22.31	360.00	Horizontal	Vertical	Pass

RSE-V&V LTE Band 5 BW10 CH20525



Frequency (MHz)	Result (dBm)	Factor (dB)	PK Limit (dBm)	Over Limit (dB)	Table (o)	ANT	EUT	Verdict
43.580	-68.72	-16.01	-13.0	-55.72	72.00	Vertical	Vertical	Pass
832.093	-48.25	7.05	-13.0	-35.25	15.00	Vertical	Vertical	N/A
877.343	-42.65	6.46	-13.0	-29.65	288.00	Vertical	Vertical	N/A
2113.100	-51.61	0.24	-13.0	-38.61	125.00	Vertical	Vertical	Pass
4047.250	-44.97	10.65	-13.0	-31.97	96.00	Vertical	Vertical	Pass
8000.000	-35.95	19.04	-13.0	-22.95	315.00	Vertical	Vertical	Pass

RSE-V&H LTE Band 5 BW10 CH20525



Frequency (MHz)	Result (dBm)	Factor (dB)	PK Limit (dBm)	Over Limit (dB)	Table (o)	ANT	EUT	Verdict
43.968	-68.62	-16.45	-13.0	-55.62	32.00	Vertical	Horizontal	Pass
832.044	-55.14	7.05	-13.0	-42.14	32.00	Vertical	Horizontal	N/A
877.926	-45.40	6.49	-13.0	-32.40	287.00	Vertical	Horizontal	N/A
2336.100	-50.69	0.33	-13.0	-37.69	360.00	Vertical	Horizontal	Pass
5219.500	-40.98	12.37	-13.0	-27.98	185.00	Vertical	Horizontal	Pass
8843.000	-35.71	20.25	-13.0	-22.71	40.00	Vertical	Horizontal	Pass

11 LTE Band 7

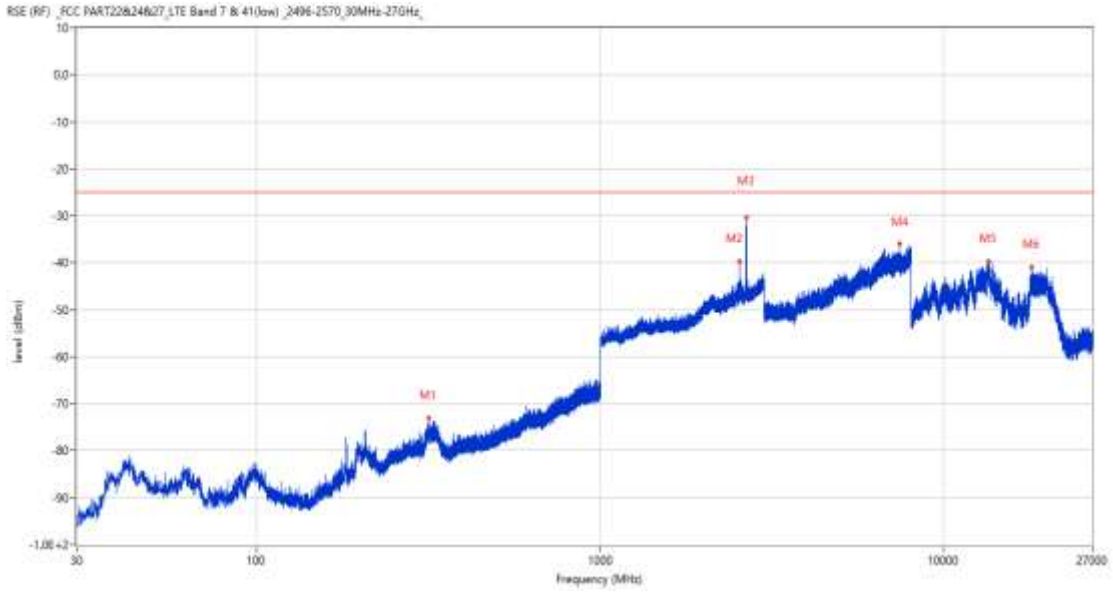
11.1 LTE Band 7 BW5, Middle Channel

RSE-H&H LTE Band 7 BW5 CH21100



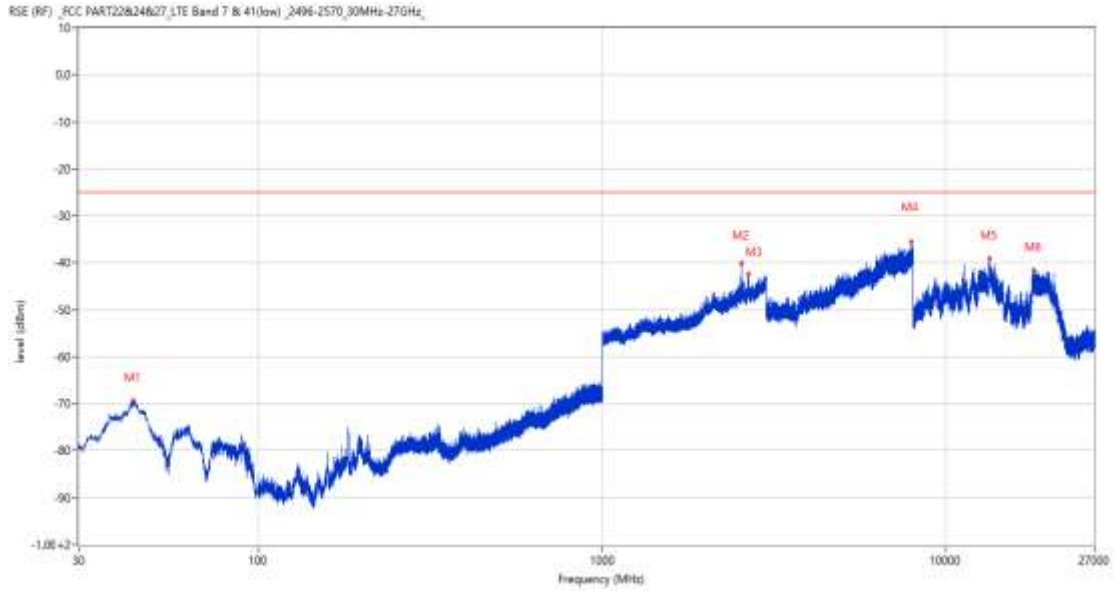
Frequency (MHz)	Result (dBm)	Factor (dB)	PK Limit (dBm)	Over Limit (dB)	Table (o)	ANT	EUT	Verdict
326.626	-71.47	-10.92	-25.0	-46.47	250.00	Horizontal	Horizontal	Pass
2534.000	-39.81	8.84	-25.0	-14.81	124.00	Horizontal	Horizontal	N/A
2654.400	-30.03	8.42	-25.0	-5.03	224.00	Horizontal	Horizontal	N/A
7998.500	-36.27	18.88	-25.0	-11.27	360.00	Horizontal	Horizontal	Pass
13417.800	-39.07	16.62	-25.0	-14.07	275.00	Horizontal	Horizontal	Pass
19424.250	-41.58	12.92	-25.0	-16.58	322.00	Horizontal	Horizontal	Pass

RSE-H&V LTE Band 7 BW5 CH21100



Frequency (MHz)	Result (dBm)	Factor (dB)	PK Limit (dBm)	Over Limit (dB)	Table (o)	ANT	EUT	Verdict
316.490	-73.10	-11.47	-25.0	-48.10	237.00	Horizontal	Vertical	Pass
2533.500	-39.68	8.84	-25.0	-14.68	213.00	Horizontal	Vertical	N/A
2657.400	-30.45	8.47	-25.0	-5.45	251.00	Horizontal	Vertical	N/A
7412.000	-35.96	18.12	-25.0	-10.96	179.00	Horizontal	Vertical	Pass
13434.863	-39.72	16.24	-25.0	-14.72	1.00	Horizontal	Vertical	Pass
18005.400	-40.96	12.85	-25.0	-15.96	86.00	Horizontal	Vertical	Pass

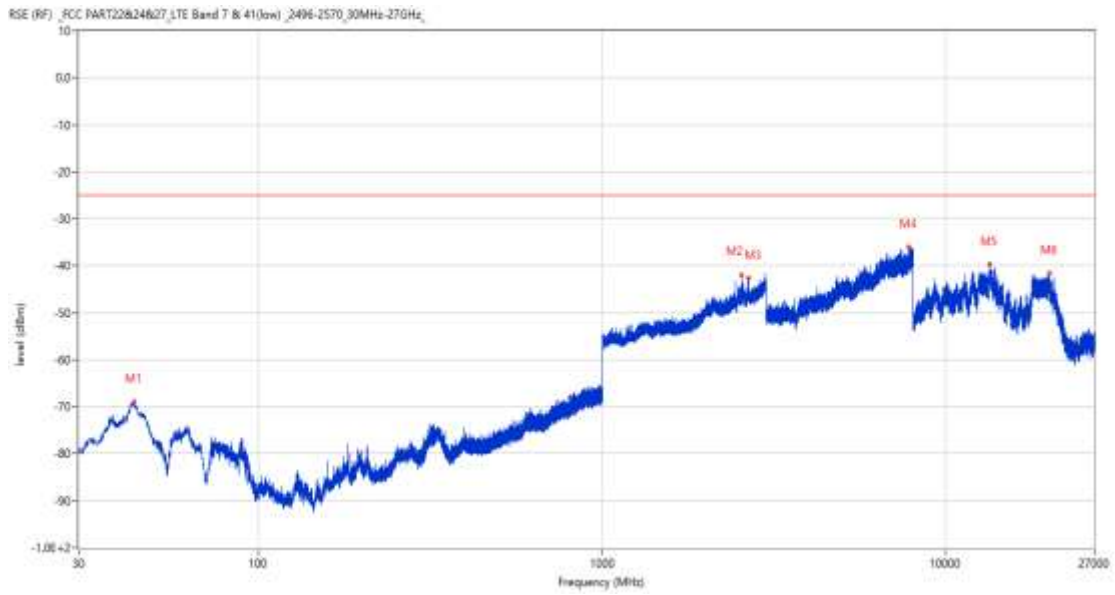
RSE-V&V LTE Band 7 BW5 CH21100



Frequency (MHz)	Result (dBm)	Factor (dB)	PK Limit (dBm)	Over Limit (dB)	Table (o)	ANT	EUT	Verdict
43.144	-69.29	-16.60	-25.0	-44.29	50.00	Vertical	Vertical	Pass
2533.800	-40.07	8.84	-25.0	-15.07	110.00	Vertical	Vertical	N/A
2656.300	-42.34	8.43	-25.0	-17.34	230.00	Vertical	Vertical	N/A
7927.000	-35.56	18.44	-25.0	-10.56	2.00	Vertical	Vertical	Pass
13410.713	-39.14	16.77	-25.0	-14.14	298.00	Vertical	Vertical	Pass
17934.901	-41.56	13.73	-25.0	-16.56	90.00	Vertical	Vertical	Pass



RSE-V&H LTE Band 7 BW5 CH21100



Frequency (MHz)	Result (dBm)	Factor (dB)	PK Limit (dBm)	Over Limit (dB)	Table (o)	ANT	EUT	Verdict
43.386	-68.89	-16.85	-25.0	-43.89	28.00	Vertical	Horizontal	Pass
2533.800	-42.02	8.84	-25.0	-17.02	41.00	Vertical	Horizontal	N/A
2654.700	-42.61	8.39	-25.0	-17.61	237.00	Vertical	Horizontal	N/A
7784.500	-36.08	18.26	-25.0	-11.08	283.00	Vertical	Horizontal	Pass
13405.463	-39.75	16.89	-25.0	-14.75	321.00	Vertical	Horizontal	Pass
19940.401	-41.61	12.95	-25.0	-16.61	42.00	Vertical	Horizontal	Pass

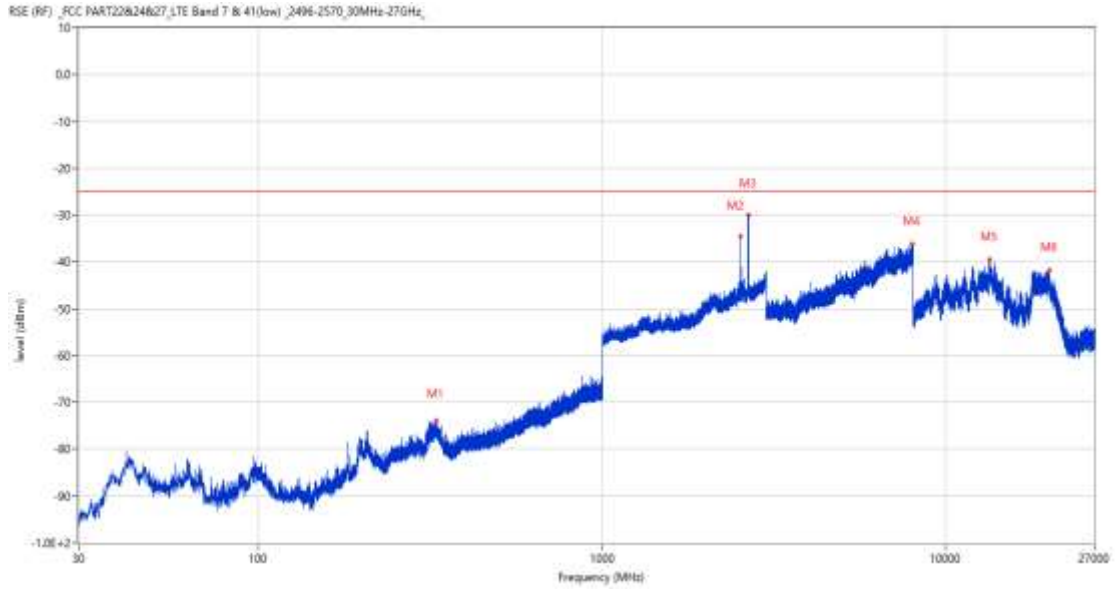
## 11.2 LTE Band 7 BW10, Middle Channel

RSE-H&H LTE Band 7 BW10 CH21100



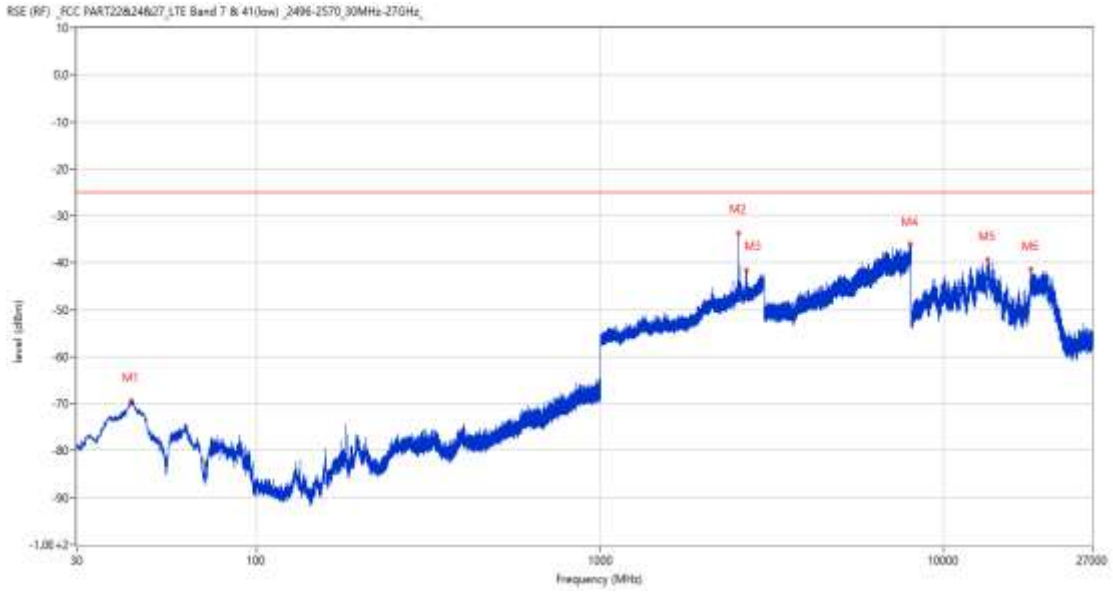
Frequency (MHz)	Result (dBm)	Factor (dB)	PK Limit (dBm)	Over Limit (dB)	Table (o)	ANT	EUT	Verdict
323.910	-72.35	-11.06	-25.0	-47.35	246.00	Horizontal	Horizontal	Pass
2531.500	-34.18	8.85	-25.0	-9.18	112.00	Horizontal	Horizontal	N/A
2653.400	-30.18	8.54	-25.0	-5.18	220.00	Horizontal	Horizontal	N/A
7791.750	-36.31	18.25	-25.0	-11.31	200.00	Horizontal	Horizontal	Pass
13340.363	-39.76	16.16	-25.0	-14.76	296.00	Horizontal	Horizontal	Pass
19837.800	-41.17	12.94	-25.0	-16.17	17.00	Horizontal	Horizontal	Pass

RSE-H&V LTE Band 7 BW10 CH21100



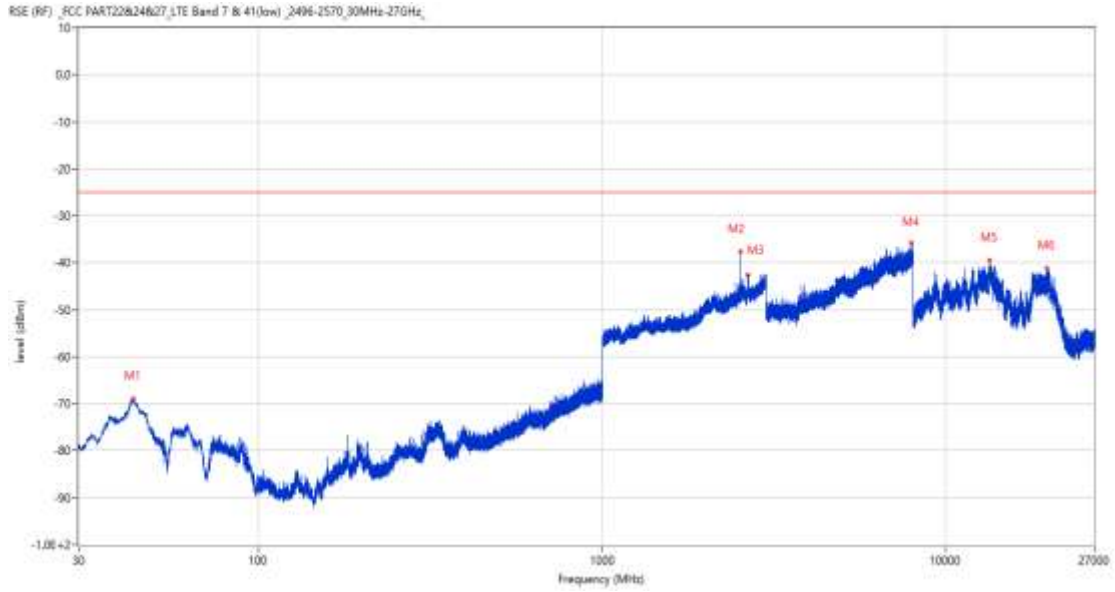
Frequency (MHz)	Result (dBm)	Factor (dB)	PK Limit (dBm)	Over Limit (dB)	Table (o)	ANT	EUT	Verdict
328.275	-73.94	-10.75	-25.0	-48.94	38.00	Horizontal	Vertical	Pass
2531.600	-34.59	8.85	-25.0	-9.59	211.00	Horizontal	Vertical	N/A
2659.200	-30.03	8.56	-25.0	-5.03	180.00	Horizontal	Vertical	N/A
7960.250	-36.30	18.31	-25.0	-11.30	360.00	Horizontal	Vertical	Pass
13395.750	-39.41	16.97	-25.0	-14.41	297.00	Horizontal	Vertical	Pass
20007.901	-41.73	12.95	-25.0	-16.73	228.00	Horizontal	Vertical	Pass

RSE-V&V LTE Band 7 BW10 CH21100



Frequency (MHz)	Result (dBm)	Factor (dB)	PK Limit (dBm)	Over Limit (dB)	Table (o)	ANT	EUT	Verdict
43.144	-69.28	-16.60	-25.0	-44.28	45.00	Vertical	Vertical	Pass
2531.400	-33.77	8.85	-25.0	-8.77	81.00	Vertical	Vertical	N/A
2656.000	-41.58	8.45	-25.0	-16.58	232.00	Vertical	Vertical	N/A
7991.500	-35.97	18.49	-25.0	-10.97	318.00	Vertical	Vertical	Pass
13391.813	-39.38	16.93	-25.0	-14.38	113.00	Vertical	Vertical	Pass
17923.088	-41.31	13.44	-25.0	-16.31	3.00	Vertical	Vertical	Pass

RSE-V&H LTE Band 7 BW10 CH21100



Frequency (MHz)	Result (dBm)	Factor (dB)	PK Limit (dBm)	Over Limit (dB)	Table (o)	ANT	EUT	Verdict
43.289	-68.98	-16.75	-25.0	-43.98	48.00	Vertical	Horizontal	Pass
2531.300	-37.65	8.85	-25.0	-12.65	29.00	Vertical	Horizontal	N/A
2652.700	-42.63	8.58	-25.0	-17.63	243.00	Vertical	Horizontal	N/A
7929.250	-35.87	18.59	-25.0	-10.87	0.00	Vertical	Horizontal	Pass
13414.125	-39.45	16.70	-25.0	-14.45	67.00	Vertical	Horizontal	Pass
19614.151	-41.17	12.93	-25.0	-16.17	158.00	Vertical	Horizontal	Pass

### 11.3 LTE Band 7 BW15, Middle Channel

RSE-H&H LTE Band 7 BW15 CH21100



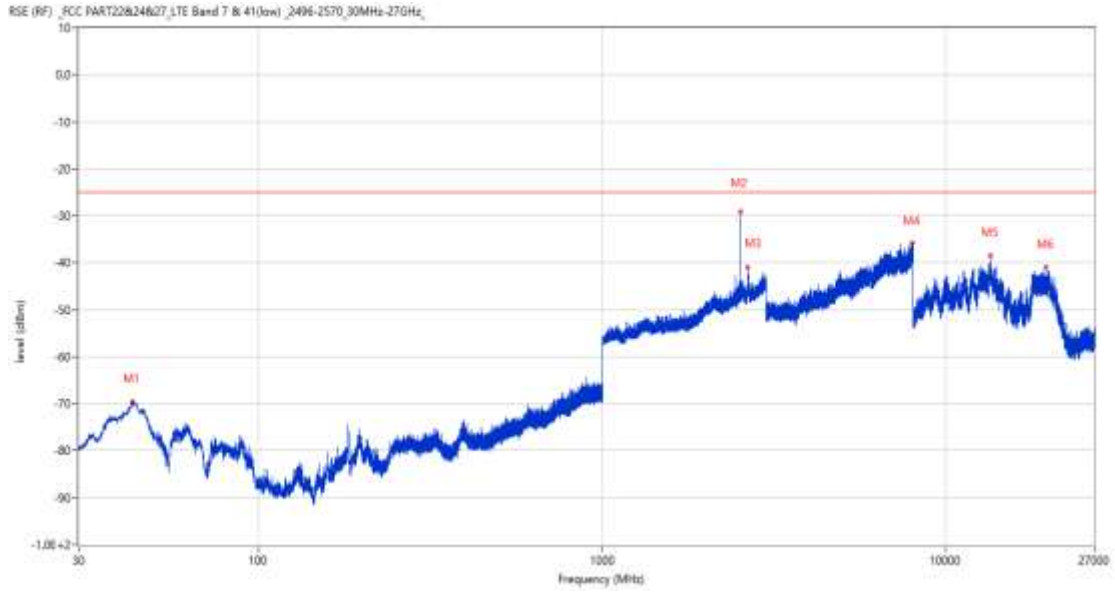
Frequency (MHz)	Result (dBm)	Factor (dB)	PK Limit (dBm)	Over Limit (dB)	Table (o)	ANT	EUT	Verdict
324.734	-70.85	-10.94	-25.0	-45.85	260.00	Horizontal	Horizontal	Pass
2529.100	-28.14	8.85	-25.0	-3.14	116.00	Horizontal	Horizontal	N/A
2656.800	-29.90	8.45	-25.0	-4.90	224.00	Horizontal	Horizontal	N/A
7932.500	-35.96	18.76	-25.0	-10.96	2.00	Horizontal	Horizontal	Pass
13404.412	-39.97	16.91	-25.0	-14.97	137.00	Horizontal	Horizontal	Pass
18925.650	-41.39	12.90	-25.0	-16.39	133.00	Horizontal	Horizontal	Pass

RSE-H&V LTE Band 7 BW15 CH21100



Frequency (MHz)	Result (dBm)	Factor (dB)	PK Limit (dBm)	Over Limit (dB)	Table (o)	ANT	EUT	Verdict
311.882	-73.22	-11.56	-25.0	-48.22	241.00	Horizontal	Vertical	Pass
2529.100	-29.59	8.85	-25.0	-4.59	213.00	Horizontal	Vertical	N/A
2651.900	-29.37	8.69	-25.0	-4.37	226.00	Horizontal	Vertical	N/A
6639.500	-35.46	16.17	-25.0	-10.46	216.00	Horizontal	Vertical	Pass
13398.375	-39.56	16.99	-25.0	-14.56	113.00	Horizontal	Vertical	Pass
19859.849	-41.76	12.94	-25.0	-16.76	228.00	Horizontal	Vertical	Pass

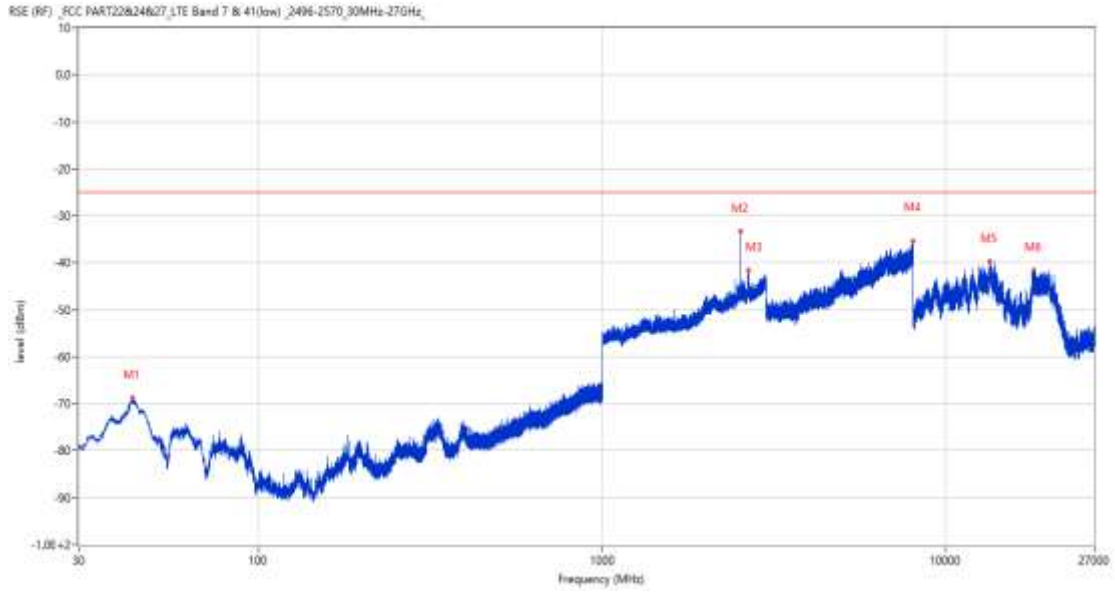
RSE-V&V LTE Band 7 BW15 CH21100



Frequency (MHz)	Result (dBm)	Factor (dB)	PK Limit (dBm)	Over Limit (dB)	Table (o)	ANT	EUT	Verdict
42.950	-69.64	-16.50	-25.0	-44.64	56.00	Vertical	Vertical	Pass
2529.100	-29.21	8.85	-25.0	-4.21	78.00	Vertical	Vertical	N/A
2654.000	-41.04	8.49	-25.0	-16.04	236.00	Vertical	Vertical	N/A
7959.250	-35.76	18.29	-25.0	-10.76	352.00	Vertical	Vertical	Pass
13434.599	-38.50	16.25	-25.0	-13.50	158.00	Vertical	Vertical	Pass
19556.999	-40.89	12.93	-25.0	-15.89	0.00	Vertical	Vertical	Pass



RSE-V&H LTE Band 7 BW15 CH21100



Frequency (MHz)	Result (dBm)	Factor (dB)	PK Limit (dBm)	Over Limit (dB)	Table (o)	ANT	EUT	Verdict
43.047	-68.65	-16.50	-25.0	-43.65	60.00	Vertical	Horizontal	Pass
2529.100	-33.34	8.85	-25.0	-8.34	41.00	Vertical	Horizontal	N/A
2656.600	-41.57	8.44	-25.0	-16.57	230.00	Vertical	Horizontal	N/A
7999.750	-35.38	19.02	-25.0	-10.38	84.00	Vertical	Horizontal	Pass
13356.900	-39.67	16.60	-25.0	-14.67	21.00	Vertical	Horizontal	Pass
17927.025	-41.65	13.54	-25.0	-16.65	298.00	Vertical	Horizontal	Pass

### 11.4 LTE Band 7 BW20, Middle Channel

RSE-H&H LTE Band 7 BW20 CH21100



Frequency (MHz)	Result (dBm)	Factor (dB)	PK Limit (dBm)	Over Limit (dB)	Table (o)	ANT	EUT	Verdict
326.238	-71.54	-10.94	-25.0	-46.54	254.00	Horizontal	Horizontal	Pass
2527.000	-37.38	8.86	-25.0	-12.38	117.00	Horizontal	Horizontal	N/A
2664.500	-29.84	9.03	-25.0	-4.84	225.00	Horizontal	Horizontal	N/A
7859.250	-35.87	17.91	-25.0	-10.87	0.00	Horizontal	Horizontal	Pass
13360.575	-39.33	16.64	-25.0	-14.33	274.00	Horizontal	Horizontal	Pass
19890.448	-41.81	12.95	-25.0	-16.81	204.00	Horizontal	Horizontal	Pass

RSE-H&V LTE Band 7 BW20 CH21100



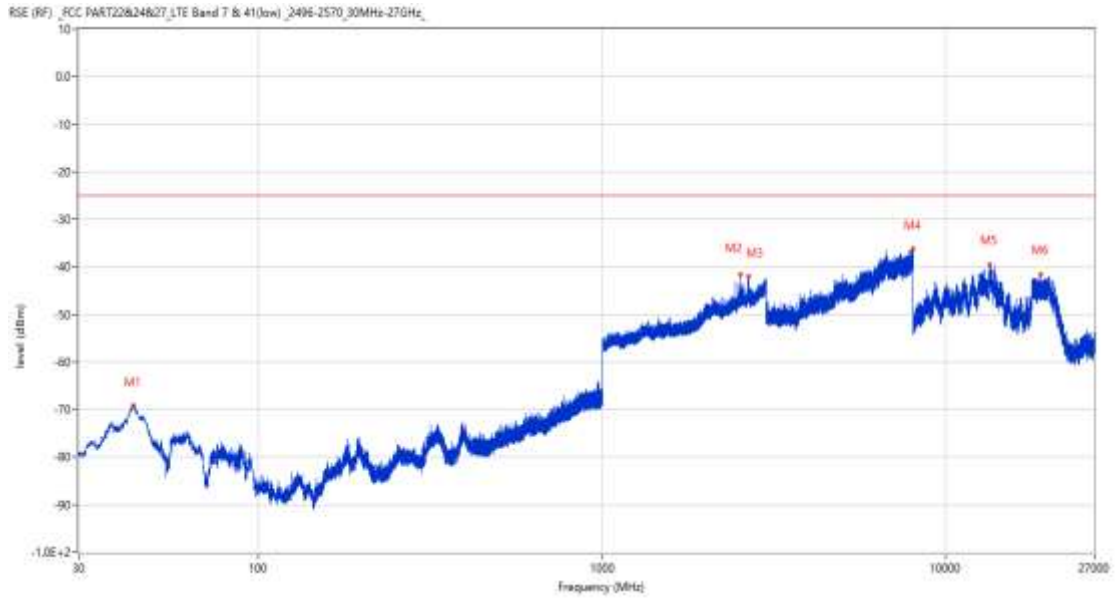
Frequency (MHz)	Result (dBm)	Factor (dB)	PK Limit (dBm)	Over Limit (dB)	Table (o)	ANT	EUT	Verdict
327.790	-73.09	-10.77	-25.0	-48.09	30.00	Horizontal	Vertical	Pass
2526.800	-37.94	8.86	-25.0	-12.94	201.00	Horizontal	Vertical	N/A
2648.700	-30.41	8.75	-25.0	-5.41	250.00	Horizontal	Vertical	N/A
7993.500	-36.56	18.59	-25.0	-11.56	3.00	Horizontal	Vertical	Pass
13367.925	-39.82	16.71	-25.0	-14.82	275.00	Horizontal	Vertical	Pass
19422.900	-41.83	12.92	-25.0	-16.83	185.00	Horizontal	Vertical	Pass

RSE-V&V LTE Band 7 BW20 CH21100



Frequency (MHz)	Result (dBm)	Factor (dB)	PK Limit (dBm)	Over Limit (dB)	Table (o)	ANT	EUT	Verdict
43.532	-69.30	-16.99	-25.0	-44.30	49.00	Vertical	Vertical	Pass
2527.000	-36.95	8.86	-25.0	-11.95	74.00	Vertical	Vertical	N/A
2651.600	-41.11	8.70	-25.0	-16.11	233.00	Vertical	Vertical	N/A
7933.750	-36.25	18.81	-25.0	-11.25	3.00	Vertical	Vertical	Pass
13362.675	-40.05	16.66	-25.0	-15.05	91.00	Vertical	Vertical	Pass
19990.800	-40.60	12.95	-25.0	-15.60	207.00	Vertical	Vertical	Pass

RSE-V&H LTE Band 7 BW20 CH21100

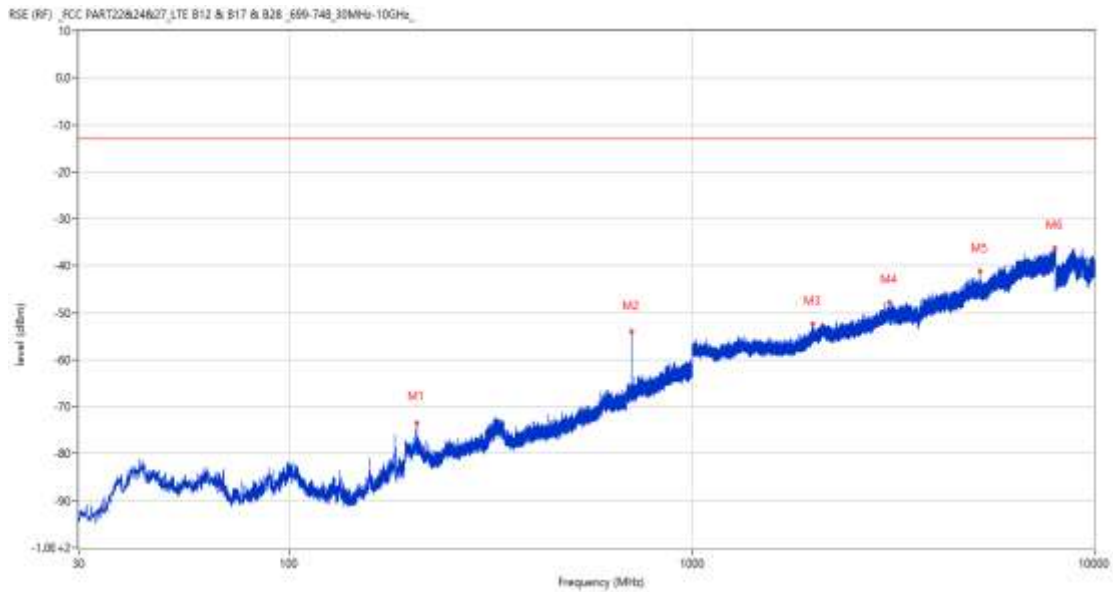


Frequency (MHz)	Result (dBm)	Factor (dB)	PK Limit (dBm)	Over Limit (dB)	Table (o)	ANT	EUT	Verdict
43.337	-69.22	-16.80	-25.0	-44.22	66.00	Vertical	Horizontal	Pass
2526.900	-41.62	8.86	-25.0	-16.62	29.00	Vertical	Horizontal	N/A
2657.300	-41.98	8.47	-25.0	-16.98	238.00	Vertical	Horizontal	N/A
7995.250	-36.26	18.76	-25.0	-11.26	84.00	Vertical	Horizontal	Pass
13388.401	-39.55	16.90	-25.0	-14.55	3.00	Vertical	Horizontal	Pass
18821.700	-41.58	12.89	-25.0	-16.58	87.00	Vertical	Horizontal	Pass

12 LTE Band 12

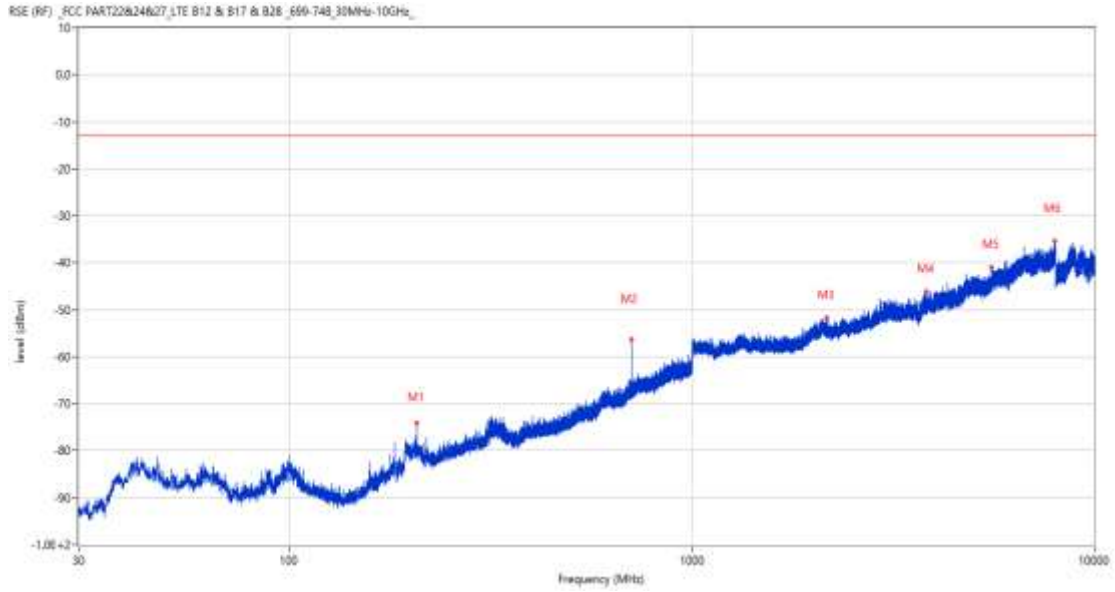
12.1 LTE Band 12 BW1.4, Middle Channel

RSE-H&H LTE Band 12 BW1.4 CH23095



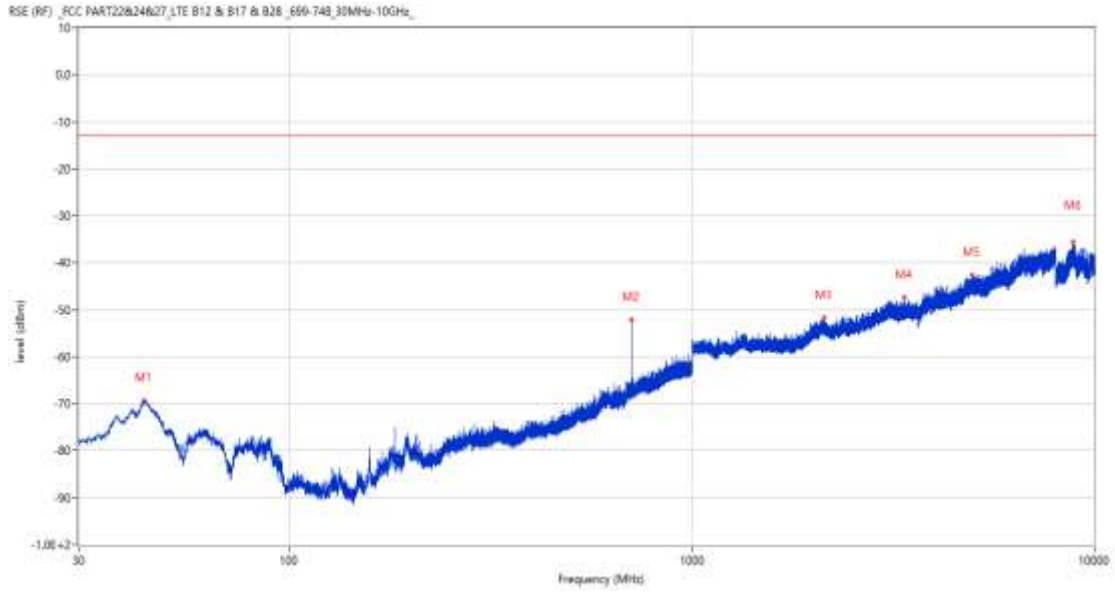
Frequency (MHz)	Result (dBm)	Factor (dB)	PK Limit (dBm)	Over Limit (dB)	Table (o)	ANT	EUT	Verdict
206.880	-73.41	-13.52	-13.0	-60.41	42.00	Horizontal	Horizontal	Pass
707.060	-54.00	3.37	-13.0	-41.00	211.00	Horizontal	Horizontal	N/A
2000.300	-52.28	-1.10	-13.0	-39.28	148.00	Horizontal	Horizontal	Pass
3093.750	-47.88	6.65	-13.0	-34.88	54.00	Horizontal	Horizontal	Pass
5184.750	-41.11	12.39	-13.0	-28.11	300.00	Horizontal	Horizontal	Pass
7989.500	-36.10	18.40	-13.0	-23.10	87.00	Horizontal	Horizontal	Pass

RSE-H&V LTE Band 12 BW1.4 CH23095



Frequency (MHz)	Result (dBm)	Factor (dB)	PK Limit (dBm)	Over Limit (dB)	Table (o)	ANT	EUT	Verdict
206.928	-74.09	-13.52	-13.0	-61.09	45.00	Horizontal	Vertical	Pass
707.060	-56.38	3.37	-13.0	-43.38	151.00	Horizontal	Vertical	N/A
2166.300	-51.75	-0.22	-13.0	-38.75	301.00	Horizontal	Vertical	Pass
3817.250	-46.13	9.06	-13.0	-33.13	217.00	Horizontal	Vertical	Pass
5543.750	-40.95	13.20	-13.0	-27.95	283.00	Horizontal	Vertical	Pass
7971.250	-35.40	18.04	-13.0	-22.40	50.00	Horizontal	Vertical	Pass

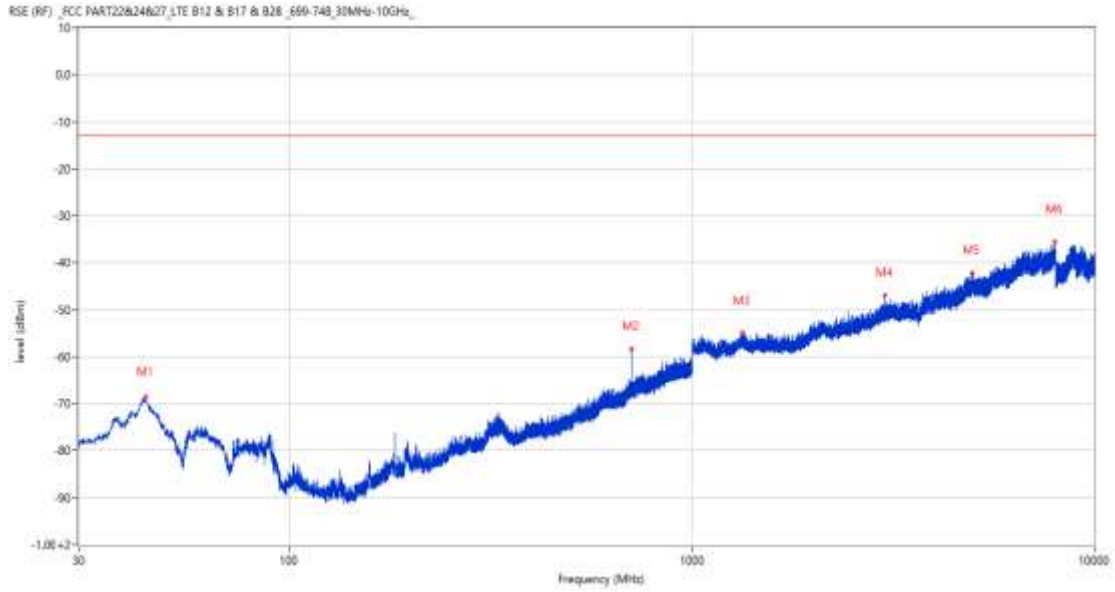
RSE-V&V LTE Band 12 BW1.4 CH23095



Frequency (MHz)	Result (dBm)	Factor (dB)	PK Limit (dBm)	Over Limit (dB)	Table (o)	ANT	EUT	Verdict
43.532	-69.40	-16.19	-13.0	-56.40	74.00	Vertical	Vertical	Pass
707.011	-52.21	3.36	-13.0	-39.21	168.00	Vertical	Vertical	N/A
2133.200	-51.64	-0.38	-13.0	-38.64	158.00	Vertical	Vertical	Pass
3379.000	-47.32	6.64	-13.0	-34.32	68.00	Vertical	Vertical	Pass
4957.000	-42.53	12.89	-13.0	-29.53	249.00	Vertical	Vertical	Pass
8855.599	-35.52	20.29	-13.0	-22.52	243.00	Vertical	Vertical	Pass



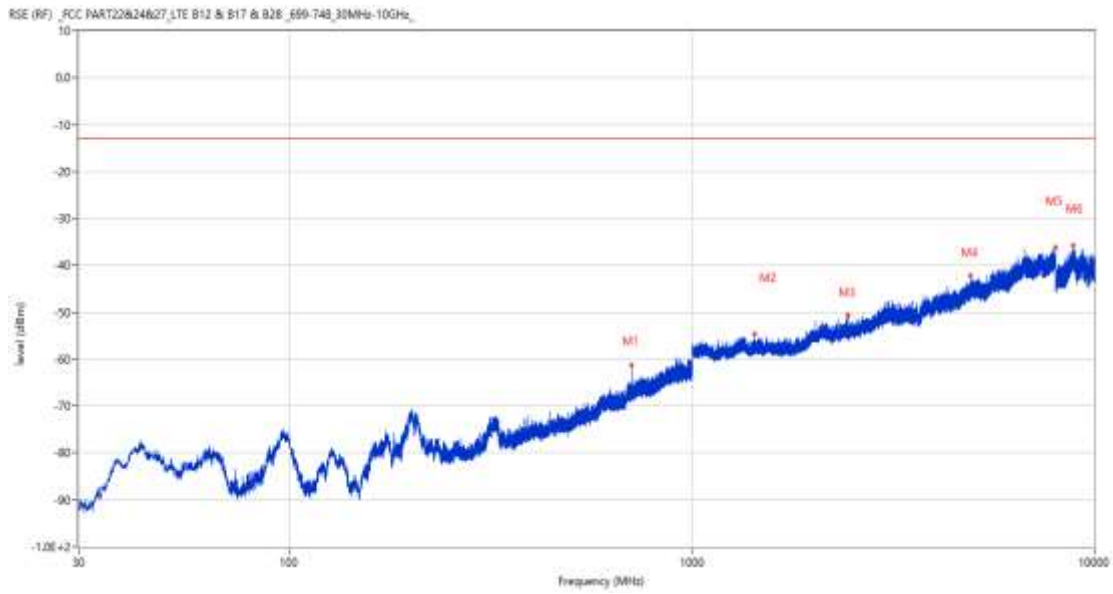
RSE-V&H LTE Band 12 BW1.4 CH23095



Frequency (MHz)	Result (dBm)	Factor (dB)	PK Limit (dBm)	Over Limit (dB)	Table (o)	ANT	EUT	Verdict
43.968	-68.60	-16.72	-13.0	-55.60	47.00	Vertical	Horizontal	Pass
707.060	-58.33	3.37	-13.0	-45.33	0.00	Vertical	Horizontal	N/A
1336.100	-54.88	-2.55	-13.0	-41.88	100.00	Vertical	Horizontal	Pass
3019.500	-47.05	5.86	-13.0	-34.05	1.00	Vertical	Horizontal	Pass
4972.500	-42.27	13.47	-13.0	-29.27	1.00	Vertical	Horizontal	Pass
7992.250	-35.64	18.51	-13.0	-22.64	3.00	Vertical	Horizontal	Pass

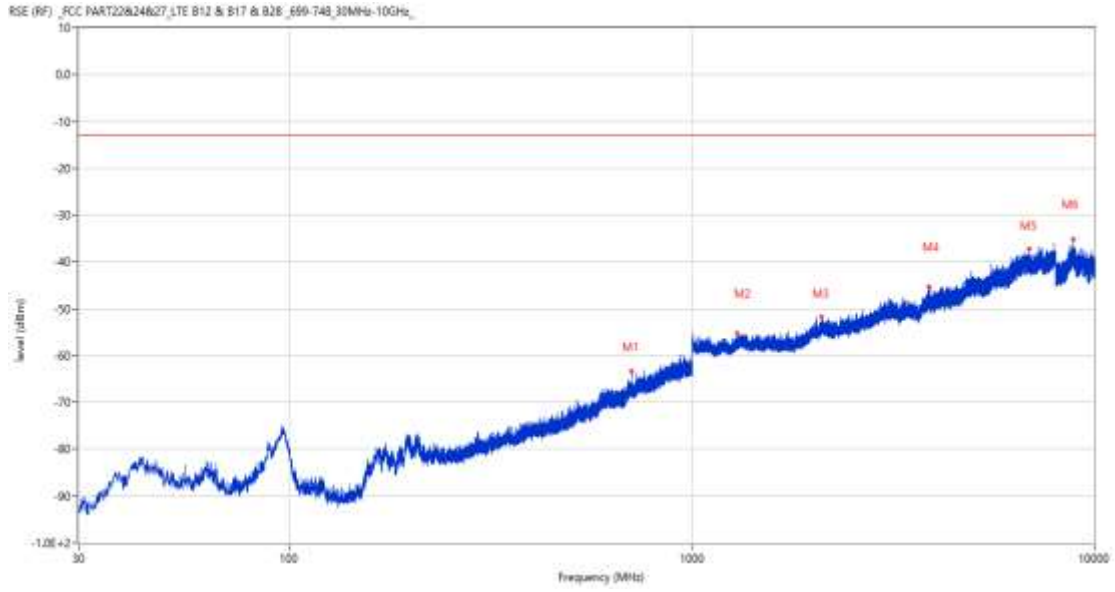
## 12.2 LTE Band 12 BW3, Middle Channel

RSE-H&H LTE Band 12 BW3 CH23095



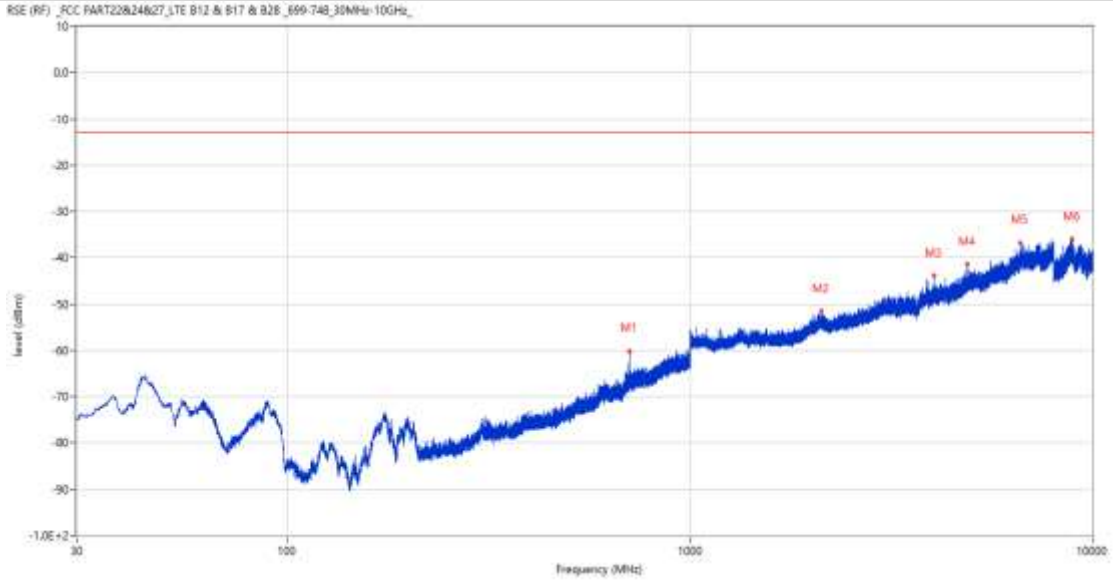
Frequency (MHz)	Result (dBm)	Factor (dB)	PK Limit (dBm)	Over Limit (dB)	Table (o)	ANT	EUT	Verdict
707.885	-61.18	3.38	-13.0	-48.18	212.00	Horizontal	Horizontal	Pass
1430.000	-54.56	-3.08	-13.0	-41.56	163.00	Horizontal	Horizontal	Pass
2442.100	-50.74	0.14	-13.0	-37.74	355.00	Horizontal	Horizontal	Pass
4915.250	-42.31	13.23	-13.0	-29.31	104.00	Horizontal	Horizontal	Pass
7998.000	-36.20	18.89	-13.0	-23.20	154.00	Horizontal	Horizontal	Pass
8858.500	-35.72	20.26	-13.0	-22.72	347.00	Horizontal	Horizontal	Pass

RSE-H&V LTE Band 12 BW3 CH23095



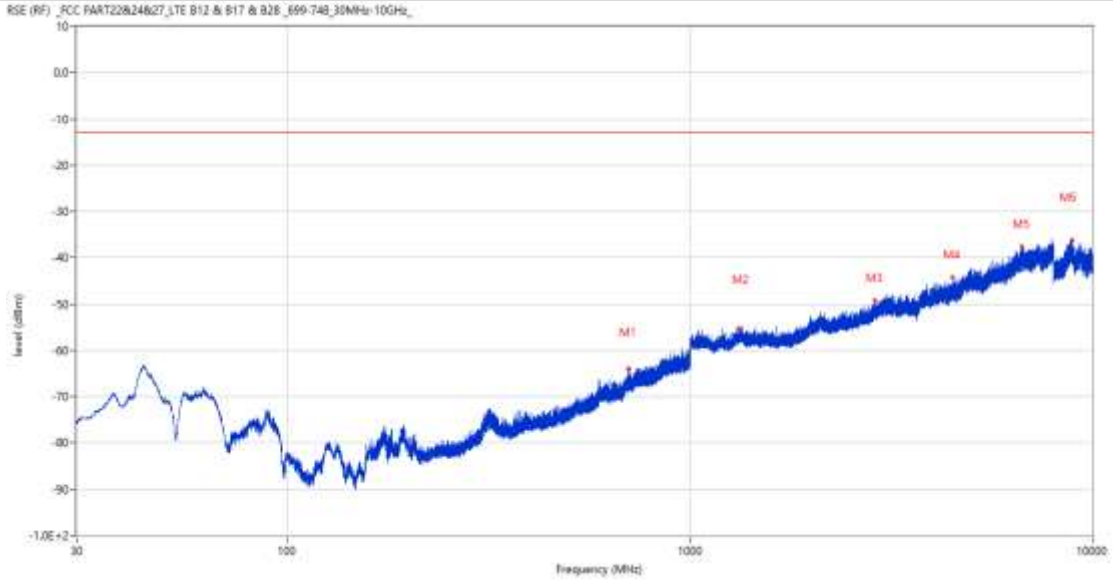
Frequency (MHz)	Result (dBm)	Factor (dB)	PK Limit (dBm)	Over Limit (dB)	Table (o)	ANT	EUT	Verdict
707.351	-63.25	3.37	-13.0	-50.25	156.00	Horizontal	Vertical	N/A
1297.800	-55.34	-2.90	-13.0	-42.34	40.00	Horizontal	Vertical	Pass
2103.200	-51.69	0.14	-13.0	-38.69	150.00	Horizontal	Vertical	Pass
3886.750	-45.39	9.64	-13.0	-32.39	205.00	Horizontal	Vertical	Pass
6876.250	-37.20	16.24	-13.0	-24.20	28.00	Horizontal	Vertical	Pass
8864.099	-35.18	20.19	-13.0	-22.18	360.00	Horizontal	Vertical	Pass

RSE-V&V LTE Band 12 BW3 CH23095



Frequency (MHz)	Result (dBm)	Factor (dB)	PK Limit (dBm)	Over Limit (dB)	Table (o)	ANT	EUT	Verdict
707.739	-60.15	3.38	-13.0	-47.15	168.00	Vertical	Vertical	N/A
2122.900	-51.55	-0.29	-13.0	-38.55	266.00	Vertical	Vertical	Pass
4042.500	-43.77	10.17	-13.0	-30.77	253.00	Vertical	Vertical	Pass
4889.500	-41.39	12.49	-13.0	-28.39	221.00	Vertical	Vertical	Pass
6620.000	-36.92	16.07	-13.0	-23.92	10.00	Vertical	Vertical	Pass
8921.800	-36.08	19.61	-13.0	-23.08	193.00	Vertical	Vertical	Pass

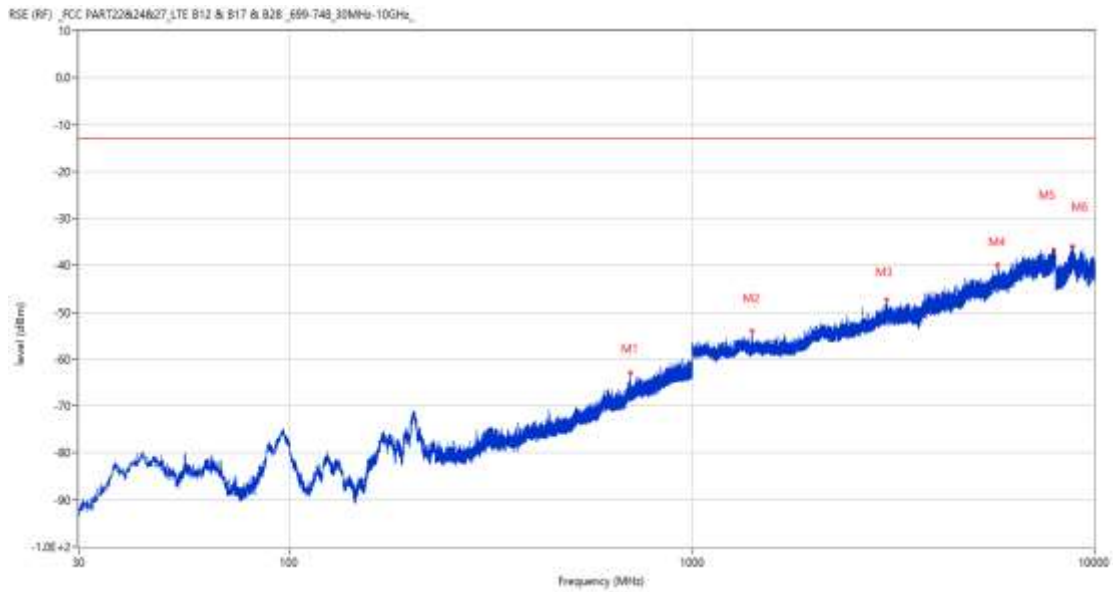
RSE-V&H LTE Band 12 BW3 CH23095



Frequency (MHz)	Result (dBm)	Factor (dB)	PK Limit (dBm)	Over Limit (dB)	Table (o)	ANT	EUT	Verdict
704.829	-64.05	3.31	-13.0	-51.05	300.00	Vertical	Horizontal	N/A
1331.600	-55.34	-2.40	-13.0	-42.34	168.00	Vertical	Horizontal	Pass
2883.700	-49.34	3.89	-13.0	-36.34	149.00	Vertical	Horizontal	Pass
4498.250	-44.18	10.91	-13.0	-31.18	218.00	Vertical	Horizontal	Pass
6677.250	-37.64	16.79	-13.0	-24.64	0.00	Vertical	Horizontal	Pass
8923.099	-36.24	19.60	-13.0	-23.24	350.00	Vertical	Horizontal	Pass

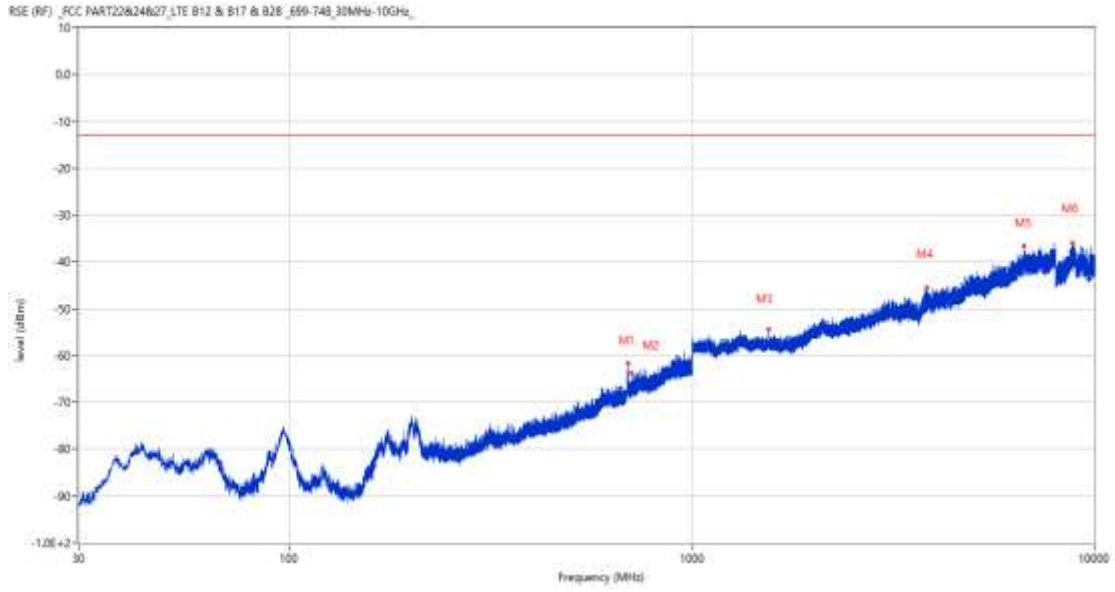
### 12.3 LTE Band 12 BW5, Middle Channel

RSE-H&H LTE Band 12 BW5 CH23095



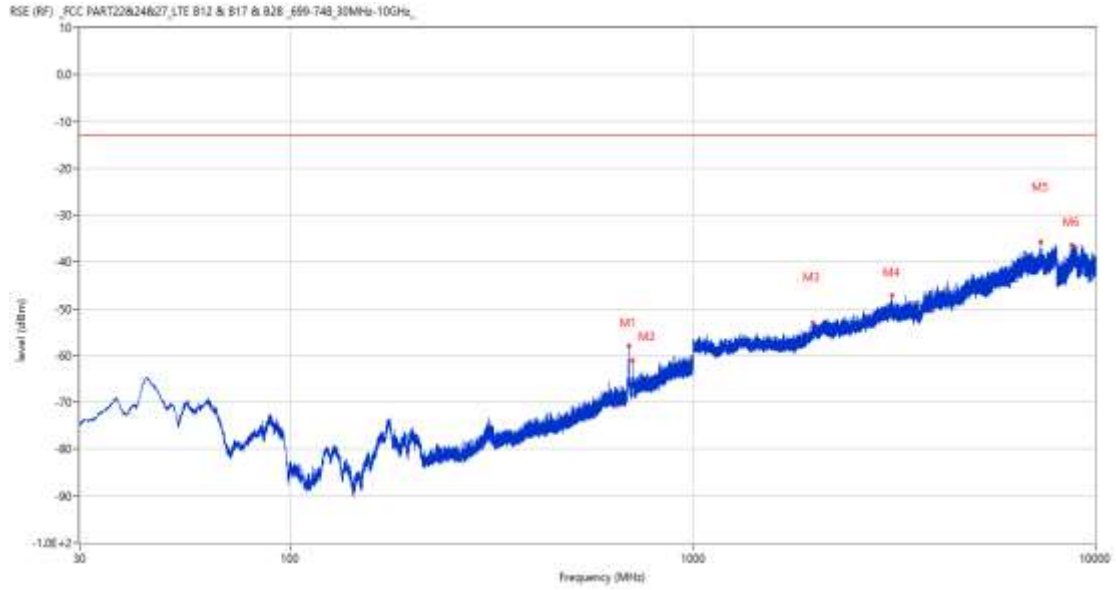
Frequency (MHz)	Result (dBm)	Factor (dB)	PK Limit (dBm)	Over Limit (dB)	Table (o)	ANT	EUT	Verdict
705.362	-62.82	3.33	-13.0	-49.82	100.00	Horizontal	Horizontal	N/A
1411.800	-53.94	-3.36	-13.0	-40.94	216.00	Horizontal	Horizontal	Pass
3043.250	-47.42	6.97	-13.0	-34.42	252.00	Horizontal	Horizontal	Pass
5754.250	-40.02	14.30	-13.0	-27.02	334.00	Horizontal	Horizontal	Pass
7937.000	-36.86	18.95	-13.0	-23.86	316.00	Horizontal	Horizontal	Pass
8839.599	-36.08	20.19	-13.0	-23.08	126.00	Horizontal	Horizontal	Pass

RSE-H&V LTE Band 12 BW5 CH23095



Frequency (MHz)	Result (dBm)	Factor (dB)	PK Limit (dBm)	Over Limit (dB)	Table (o)	ANT	EUT	Verdict
693.383	-61.65	2.99	-13.0	-48.65	302.00	Horizontal	Vertical	N/A
707.399	-63.78	3.37	-13.0	-50.78	298.00	Horizontal	Vertical	N/A
1555.600	-54.46	-3.13	-13.0	-41.46	32.00	Horizontal	Vertical	Pass
3846.250	-45.43	9.44	-13.0	-32.43	105.00	Horizontal	Vertical	Pass
6678.250	-36.54	16.77	-13.0	-23.54	73.00	Horizontal	Vertical	Pass
8819.900	-36.08	19.87	-13.0	-23.08	282.00	Horizontal	Vertical	Pass

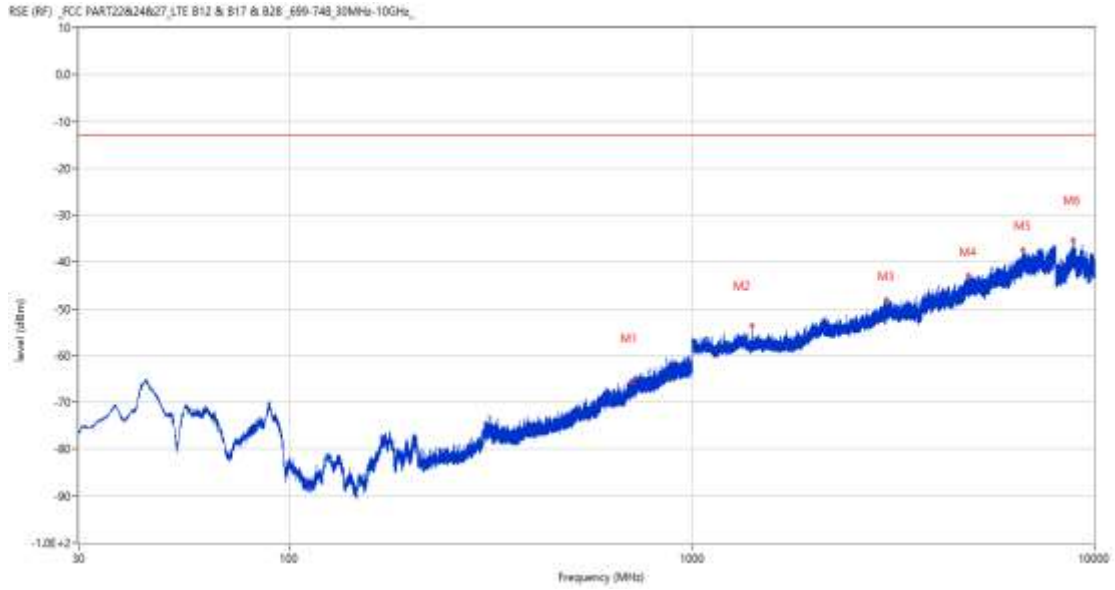
RSE-V&V LTE Band 12 BW5 CH23095



Frequency (MHz)	Result (dBm)	Factor (dB)	PK Limit (dBm)	Over Limit (dB)	Table (o)	ANT	EUT	Verdict
693.383	-57.97	2.99	-13.0	-44.97	110.00	Vertical	Vertical	N/A
707.157	-61.05	3.37	-13.0	-48.05	166.00	Vertical	Vertical	N/A
1988.100	-52.99	-0.94	-13.0	-39.99	106.00	Vertical	Vertical	Pass
3122.250	-47.21	6.72	-13.0	-34.21	75.00	Vertical	Vertical	Pass
7328.500	-35.82	17.20	-13.0	-22.82	1.00	Vertical	Vertical	Pass
8711.200	-36.45	19.29	-13.0	-23.45	360.00	Vertical	Vertical	Pass



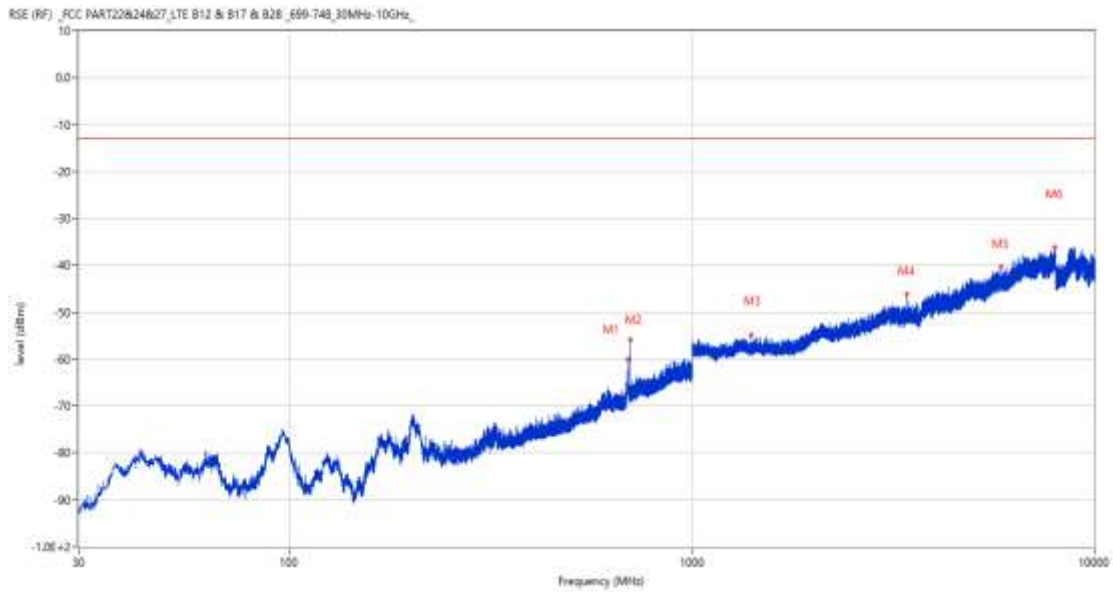
RSE-V&H LTE Band 12 BW5 CH23095



Frequency (MHz)	Result (dBm)	Factor (dB)	PK Limit (dBm)	Over Limit (dB)	Table (o)	ANT	EUT	Verdict
708.854	-65.46	3.41	-13.0	-52.46	178.00	Vertical	Horizontal	N/A
1411.800	-53.53	-3.36	-13.0	-40.53	307.00	Vertical	Horizontal	Pass
3044.250	-48.04	6.99	-13.0	-35.04	124.00	Vertical	Horizontal	Pass
4869.250	-42.76	12.39	-13.0	-29.76	124.00	Vertical	Horizontal	Pass
6665.000	-37.43	16.45	-13.0	-24.43	173.00	Vertical	Horizontal	Pass
8857.300	-35.47	20.27	-13.0	-22.47	149.00	Vertical	Horizontal	Pass

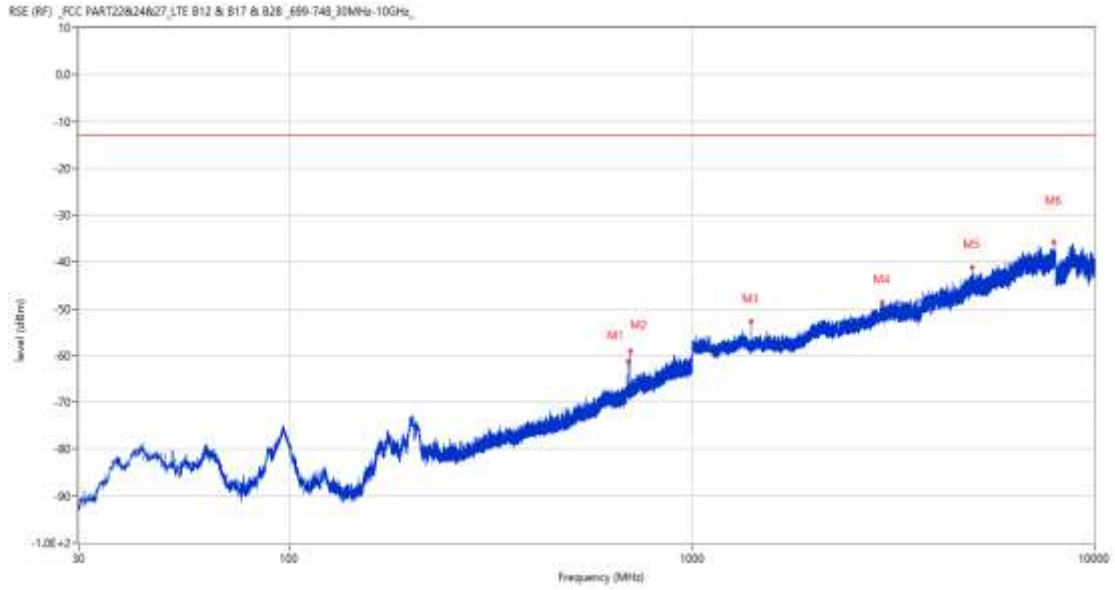
## 12.4 LTE Band 12 BW10, Middle Channel

RSE-H&H LTE Band 12 BW10 CH23095



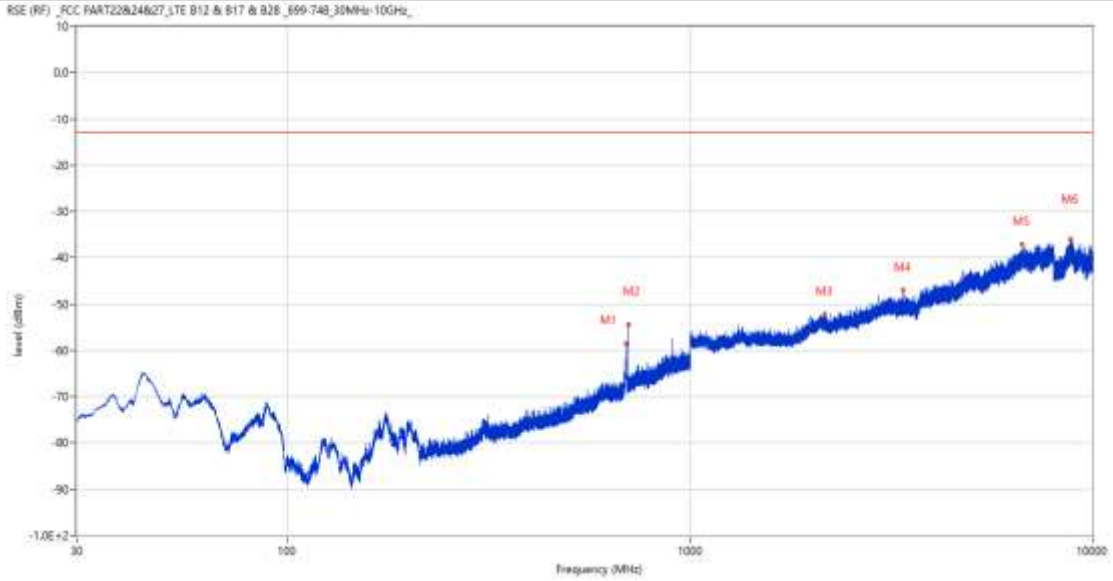
Frequency (MHz)	Result (dBm)	Factor (dB)	PK Limit (dBm)	Over Limit (dB)	Table (o)	ANT	EUT	Verdict
692.510	-59.92	2.96	-13.0	-46.92	105.00	Horizontal	Horizontal	N/A
703.083	-55.94	3.28	-13.0	-42.94	213.00	Horizontal	Horizontal	N/A
1405.800	-54.81	-3.47	-13.0	-41.81	204.00	Horizontal	Horizontal	Pass
3426.250	-46.11	7.11	-13.0	-33.11	286.00	Horizontal	Horizontal	Pass
5864.750	-40.29	14.62	-13.0	-27.29	56.00	Horizontal	Horizontal	Pass
7954.250	-36.16	18.55	-13.0	-23.16	318.00	Horizontal	Horizontal	Pass

RSE-H&V LTE Band 12 BW10 CH23095



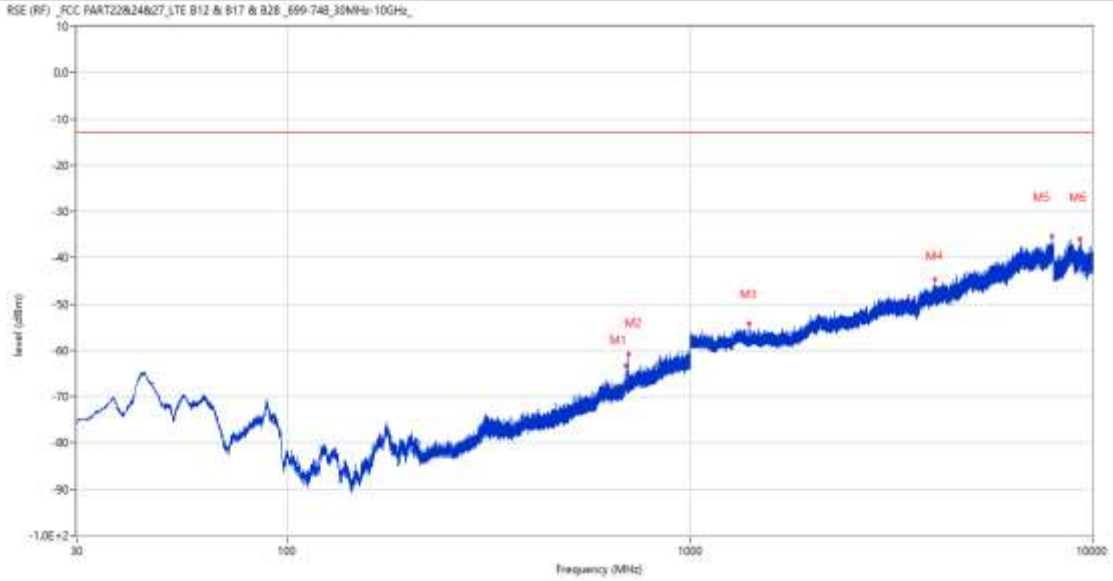
Frequency (MHz)	Result (dBm)	Factor (dB)	PK Limit (dBm)	Over Limit (dB)	Table (o)	ANT	EUT	Verdict
692.413	-61.22	2.96	-13.0	-48.22	164.00	Horizontal	Vertical	N/A
703.083	-58.95	3.28	-13.0	-45.95	294.00	Horizontal	Vertical	N/A
1406.700	-52.75	-3.42	-13.0	-39.75	200.00	Horizontal	Vertical	Pass
2978.300	-48.65	4.73	-13.0	-35.65	151.00	Horizontal	Vertical	Pass
4964.750	-41.21	13.37	-13.0	-28.21	334.00	Horizontal	Vertical	Pass
7938.000	-35.78	18.93	-13.0	-22.78	91.00	Horizontal	Vertical	Pass

RSE-V&V LTE Band 12 BW10 CH23095



Frequency (MHz)	Result (dBm)	Factor (dB)	PK Limit (dBm)	Over Limit (dB)	Table (o)	ANT	EUT	Verdict
693.916	-58.66	3.01	-13.0	-45.66	167.00	Vertical	Vertical	N/A
703.083	-54.49	3.28	-13.0	-41.49	163.00	Vertical	Vertical	N/A
2163.200	-52.23	-0.35	-13.0	-39.23	270.00	Vertical	Vertical	Pass
3386.750	-46.95	6.71	-13.0	-33.95	139.00	Vertical	Vertical	Pass
6698.250	-37.05	16.90	-13.0	-24.05	12.00	Vertical	Vertical	Pass
8828.500	-36.06	20.01	-13.0	-23.06	259.00	Vertical	Vertical	Pass

RSE-V&H LTE Band 12 BW10 CH23095

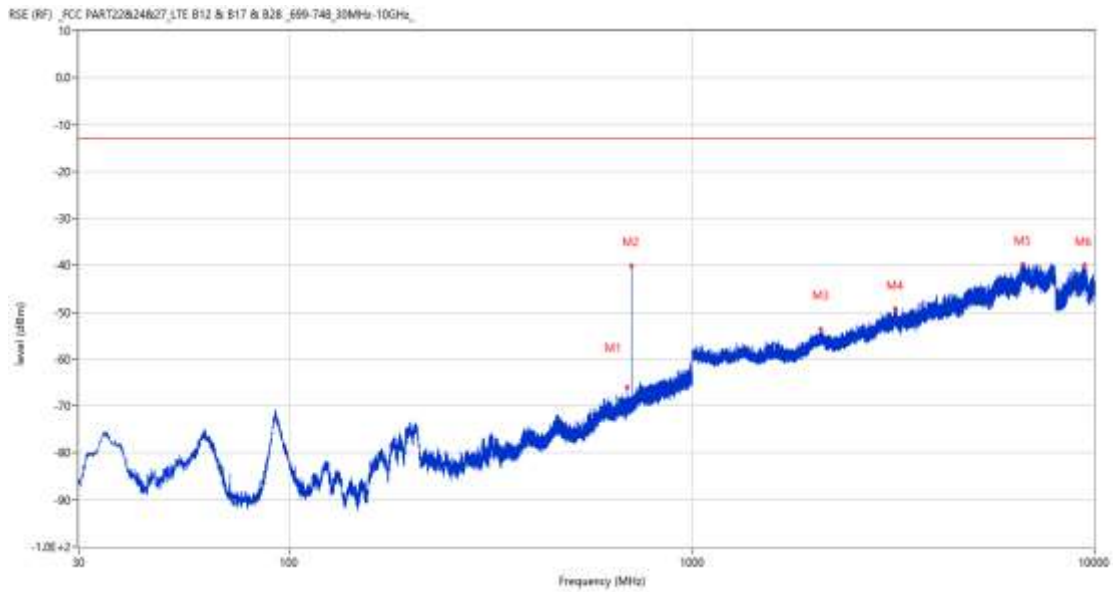


Frequency (MHz)	Result (dBm)	Factor (dB)	PK Limit (dBm)	Over Limit (dB)	Table (o)	ANT	EUT	Verdict
694.256	-63.35	3.02	-13.0	-50.35	88.00	Vertical	Horizontal	N/A
703.131	-60.95	3.28	-13.0	-47.95	101.00	Vertical	Horizontal	N/A
1406.000	-54.19	-3.46	-13.0	-41.19	315.00	Vertical	Horizontal	Pass
4067.000	-44.76	10.29	-13.0	-31.76	317.00	Vertical	Horizontal	Pass
7938.500	-35.39	18.94	-13.0	-22.39	317.00	Vertical	Horizontal	Pass
9323.400	-36.00	19.48	-13.0	-23.00	240.00	Vertical	Horizontal	Pass

13 LTE Band 17

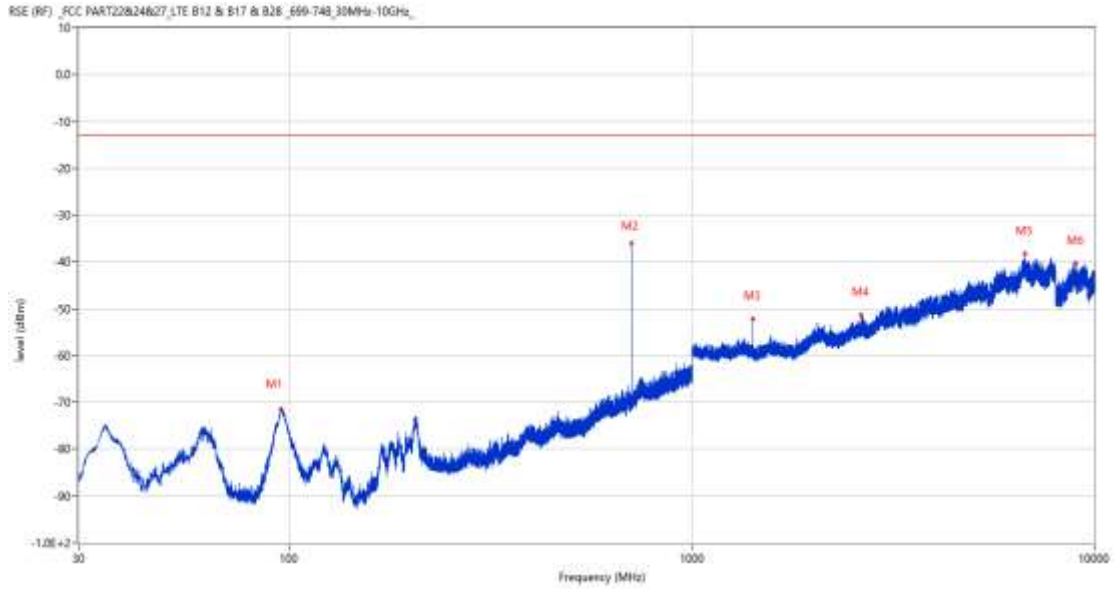
13.1 LTE Band 17 BW5, Middle Channel

RSE-H&H LTE Band 17 BW5 CH23790



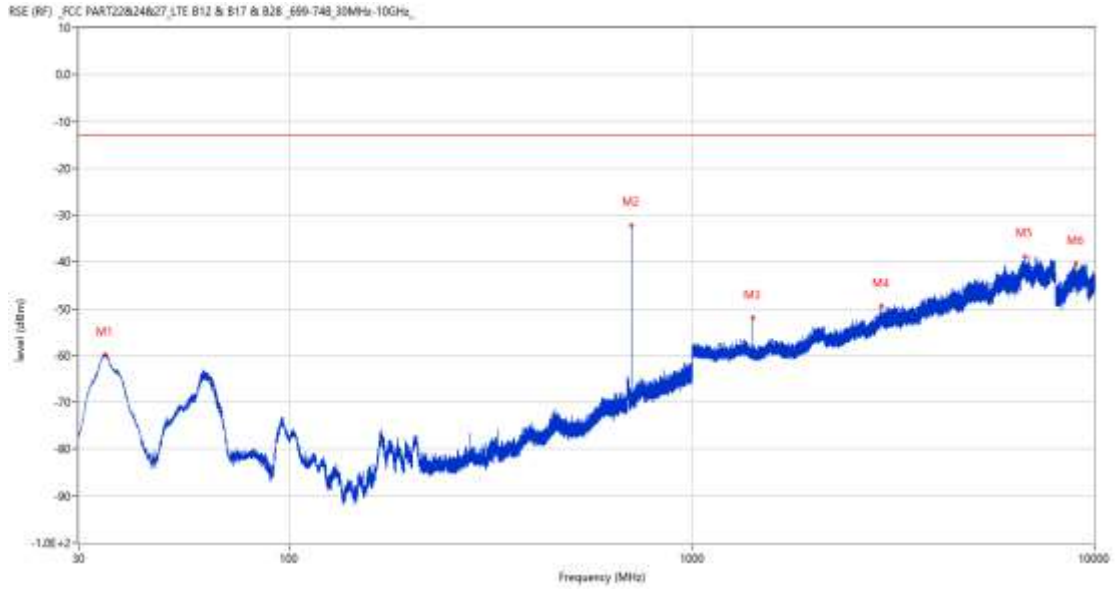
Frequency (MHz)	Result (dBm)	Factor (dB)	PK Limit (dBm)	Over Limit (dB)	Table (o)	ANT	EUT	Verdict
690.619	-65.96	0.15	-13.0	-52.96	223.00	Horizontal	Horizontal	Pass
707.836	-40.13	1.44	-13.0	-27.13	268.00	Horizontal	Horizontal	N/A
2087.300	-53.55	-0.92	-13.0	-40.55	360.00	Horizontal	Horizontal	Pass
3207.250	-49.24	5.77	-13.0	-36.24	249.00	Horizontal	Horizontal	Pass
6665.750	-39.78	14.69	-13.0	-26.78	265.00	Horizontal	Horizontal	Pass
9479.400	-39.98	13.30	-13.0	-26.98	229.00	Horizontal	Horizontal	Pass

RSE-H&V LTE Band 17 BW5 CH23790



Frequency (MHz)	Result (dBm)	Factor (dB)	PK Limit (dBm)	Over Limit (dB)	Table (o)	ANT	EUT	Verdict
95.717	-71.33	-18.44	-13.0	-58.33	208.00	Horizontal	Vertical	Pass
707.885	-36.05	1.44	-13.0	-23.05	59.00	Horizontal	Vertical	N/A
1416.500	-52.17	-4.91	-13.0	-39.17	301.00	Horizontal	Vertical	Pass
2631.400	-51.39	1.45	-13.0	-38.39	288.00	Horizontal	Vertical	Pass
6729.250	-38.17	15.37	-13.0	-25.17	253.00	Horizontal	Vertical	Pass
8983.599	-40.33	13.58	-13.0	-27.33	177.00	Horizontal	Vertical	Pass

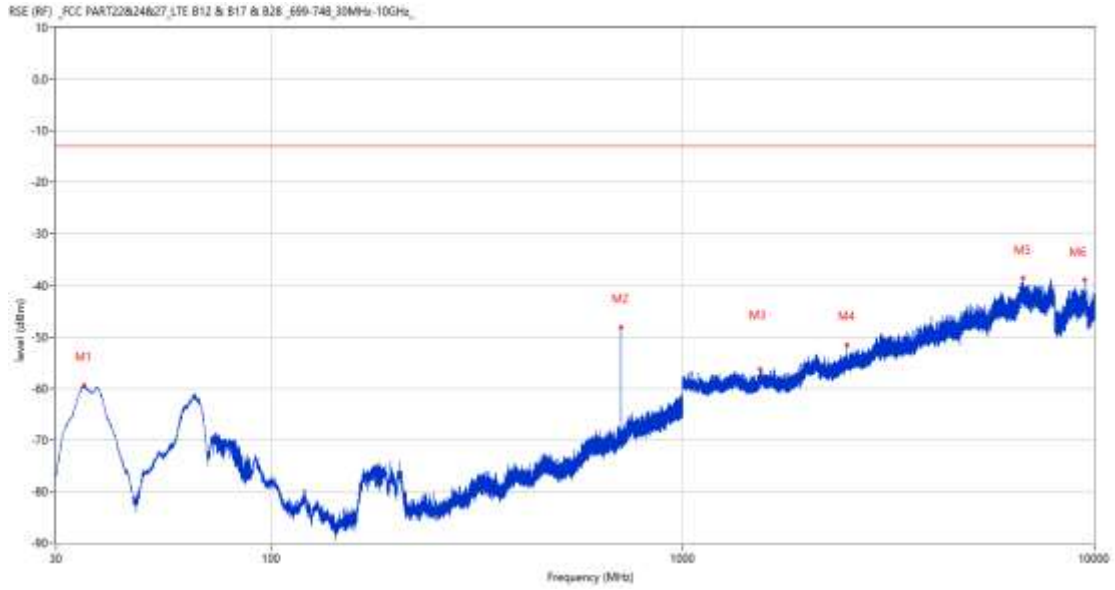
RSE-V&V LTE Band 17 BW5 CH23790



Frequency (MHz)	Result (dBm)	Factor (dB)	PK Limit (dBm)	Over Limit (dB)	Table (o)	ANT	EUT	Verdict
34.898	-59.74	-22.35	-13.0	-46.74	321.00	Vertical	Vertical	Pass
707.836	-32.32	1.44	-13.0	-19.32	264.00	Vertical	Vertical	N/A
1416.500	-51.91	-4.91	-13.0	-38.91	328.00	Vertical	Vertical	Pass
2956.600	-49.42	4.38	-13.0	-36.42	360.00	Vertical	Vertical	Pass
6706.000	-38.99	15.50	-13.0	-25.99	116.00	Vertical	Vertical	Pass
8981.100	-40.37	13.58	-13.0	-27.37	172.00	Vertical	Vertical	Pass



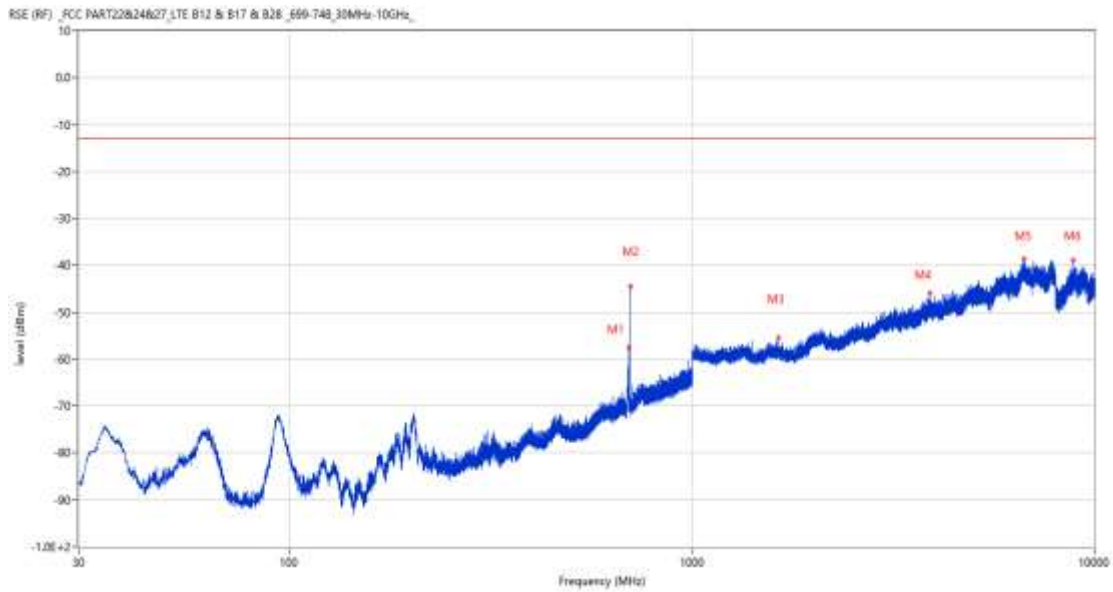
RSE-V&H LTE Band 17 BW5 CH23790



Frequency (MHz)	Result (dBm)	Factor (dB)	PK Limit (dBm)	Over Limit (dB)	Table (o)	ANT	EUT	Verdict
35.044	-59.50	-22.28	-13.0	-46.50	0.00	Vertical	Horizontal	Pass
707.885	-48.21	1.44	-13.0	-35.21	70.00	Vertical	Horizontal	N/A
1543.600	-56.38	-3.99	-13.0	-43.38	291.00	Vertical	Horizontal	Pass
2506.700	-51.66	0.54	-13.0	-38.66	253.00	Vertical	Horizontal	Pass
6715.000	-38.50	15.76	-13.0	-25.50	127.00	Vertical	Horizontal	Pass
9471.700	-38.96	13.54	-13.0	-25.96	233.00	Vertical	Horizontal	Pass

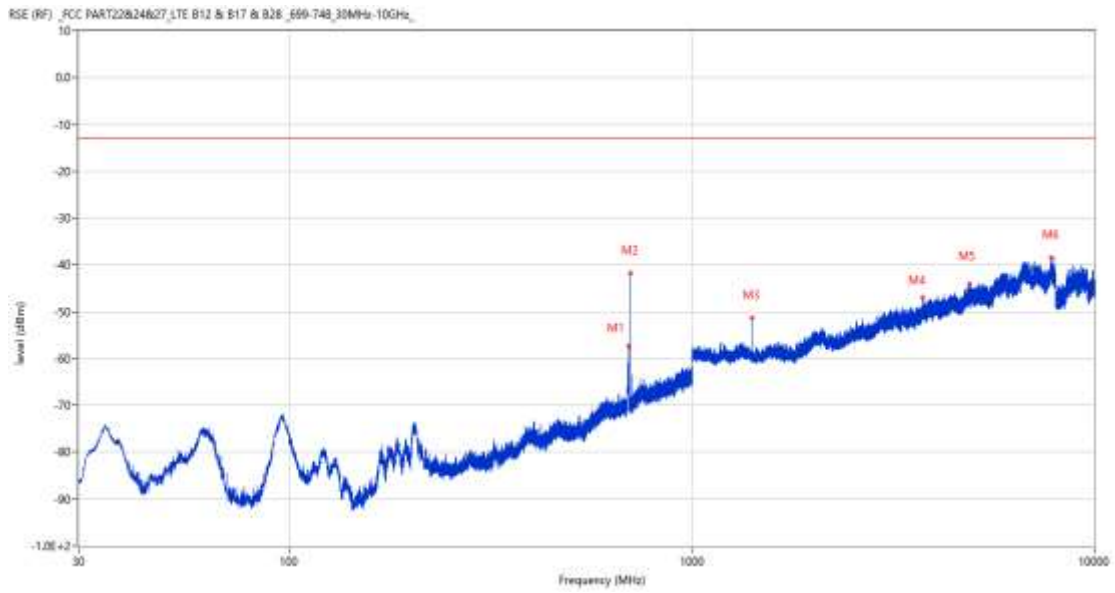
### 13.2 LTE Band 17 BW10, Middle Channel

RSE-H&H LTE Band 17 BW10 CH23790



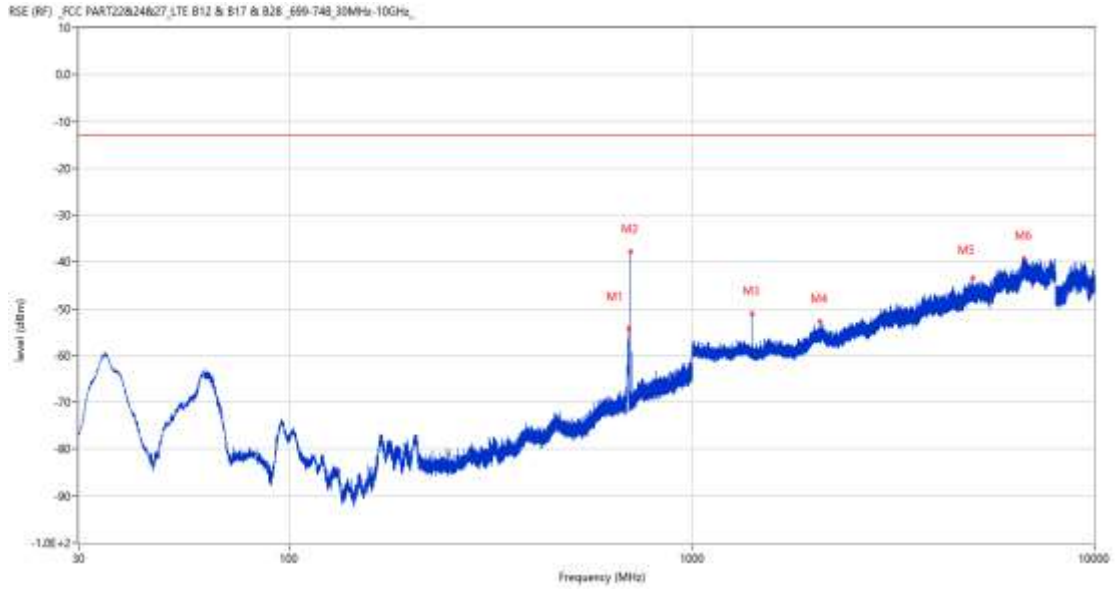
Frequency (MHz)	Result (dBm)	Factor (dB)	PK Limit (dBm)	Over Limit (dB)	Table (o)	ANT	EUT	Verdict
696.875	-57.61	1.27	-13.0	-44.61	262.00	Horizontal	Horizontal	N/A
705.605	-44.44	1.38	-13.0	-31.44	256.00	Horizontal	Horizontal	N/A
1641.500	-55.44	-4.01	-13.0	-42.44	315.00	Horizontal	Horizontal	Pass
3904.750	-45.97	9.17	-13.0	-32.97	10.00	Horizontal	Horizontal	Pass
6692.250	-38.78	14.87	-13.0	-25.78	360.00	Horizontal	Horizontal	Pass
8859.300	-38.92	14.70	-13.0	-25.92	323.00	Horizontal	Horizontal	Pass

RSE-H&V LTE Band 17 BW10 CH23790



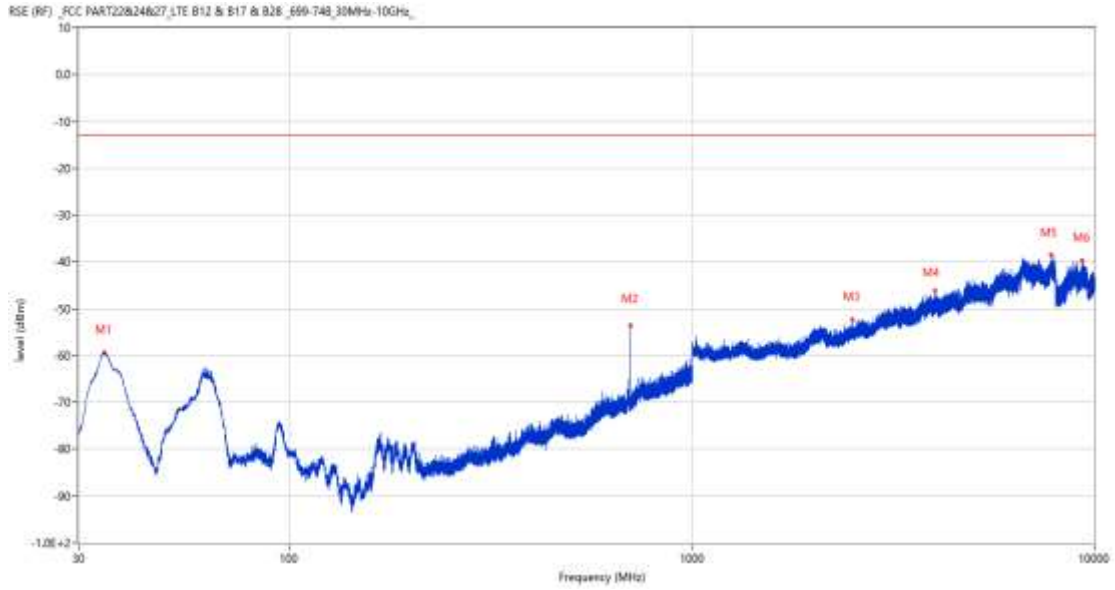
Frequency (MHz)	Result (dBm)	Factor (dB)	PK Limit (dBm)	Over Limit (dB)	Table (o)	ANT	EUT	Verdict
696.875	-57.29	1.27	-13.0	-44.29	347.00	Horizontal	Vertical	N/A
705.654	-41.74	1.38	-13.0	-28.74	66.00	Horizontal	Vertical	N/A
1411.800	-51.34	-4.61	-13.0	-38.34	296.00	Horizontal	Vertical	Pass
3749.750	-47.01	7.88	-13.0	-34.01	48.00	Horizontal	Vertical	Pass
4894.250	-43.99	10.65	-13.0	-30.99	309.00	Horizontal	Vertical	Pass
7817.500	-38.52	16.30	-13.0	-25.52	154.00	Horizontal	Vertical	Pass

RSE-V&V LTE Band 17 BW10 CH23790



Frequency (MHz)	Result (dBm)	Factor (dB)	PK Limit (dBm)	Over Limit (dB)	Table (o)	ANT	EUT	Verdict
696.826	-54.26	1.27	-13.0	-41.26	296.00	Vertical	Vertical	N/A
705.654	-37.75	1.38	-13.0	-24.75	296.00	Vertical	Vertical	N/A
1411.800	-51.20	-4.61	-13.0	-38.20	325.00	Vertical	Vertical	Pass
2081.000	-52.84	-0.92	-13.0	-39.84	299.00	Vertical	Vertical	Pass
4986.000	-43.39	10.90	-13.0	-30.39	200.00	Vertical	Vertical	Pass
6678.250	-39.40	14.56	-13.0	-26.40	148.00	Vertical	Vertical	Pass

RSE-V&H LTE Band 17 BW10 CH23790

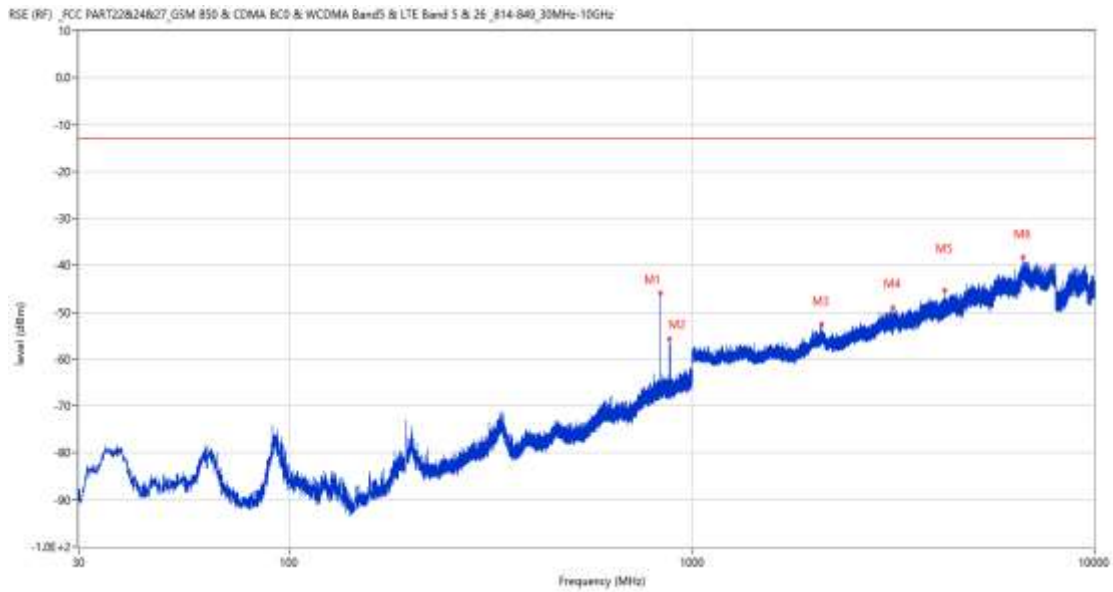


Frequency (MHz)	Result (dBm)	Factor (dB)	PK Limit (dBm)	Over Limit (dB)	Table (o)	ANT	EUT	Verdict
34.656	-59.42	-22.42	-13.0	-46.42	253.00	Vertical	Horizontal	Pass
705.557	-53.52	1.38	-13.0	-40.52	70.00	Vertical	Horizontal	N/A
2507.500	-52.33	0.55	-13.0	-39.33	333.00	Vertical	Horizontal	Pass
4027.000	-46.12	9.14	-13.0	-33.12	360.00	Vertical	Horizontal	Pass
7818.250	-38.49	16.33	-13.0	-25.49	245.00	Vertical	Horizontal	Pass
9310.200	-39.63	15.23	-13.0	-26.63	12.00	Vertical	Horizontal	Pass

14 LTE Band 26 (Part22)

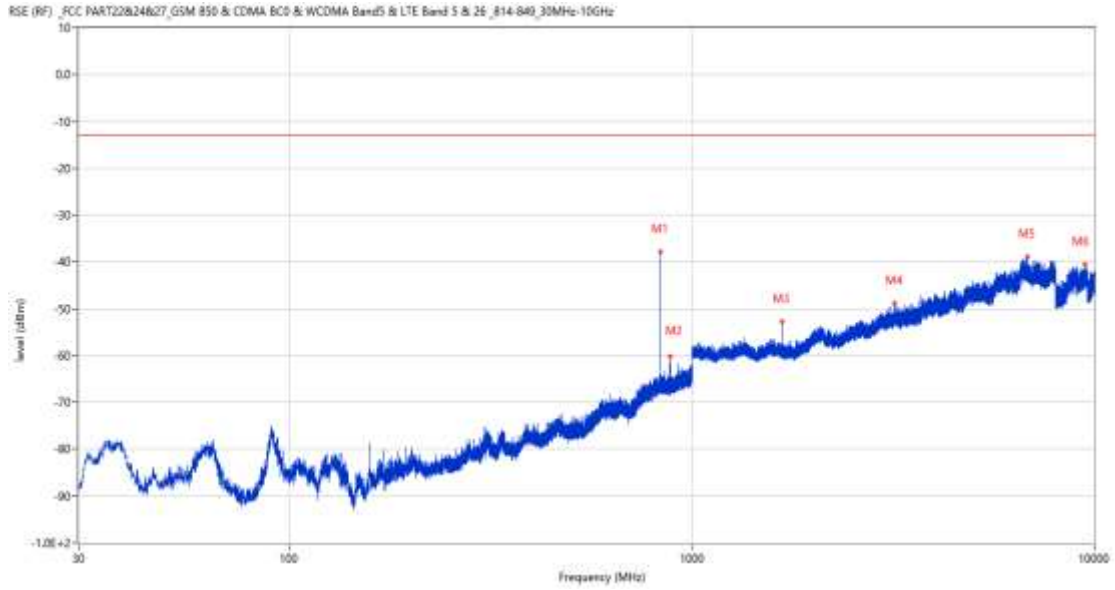
14.1 LTE Band 26 (Part22) BW1.4, Middle Channel

RSE-H&H LTE Band 26 (Part22) BW1.4 CH26915



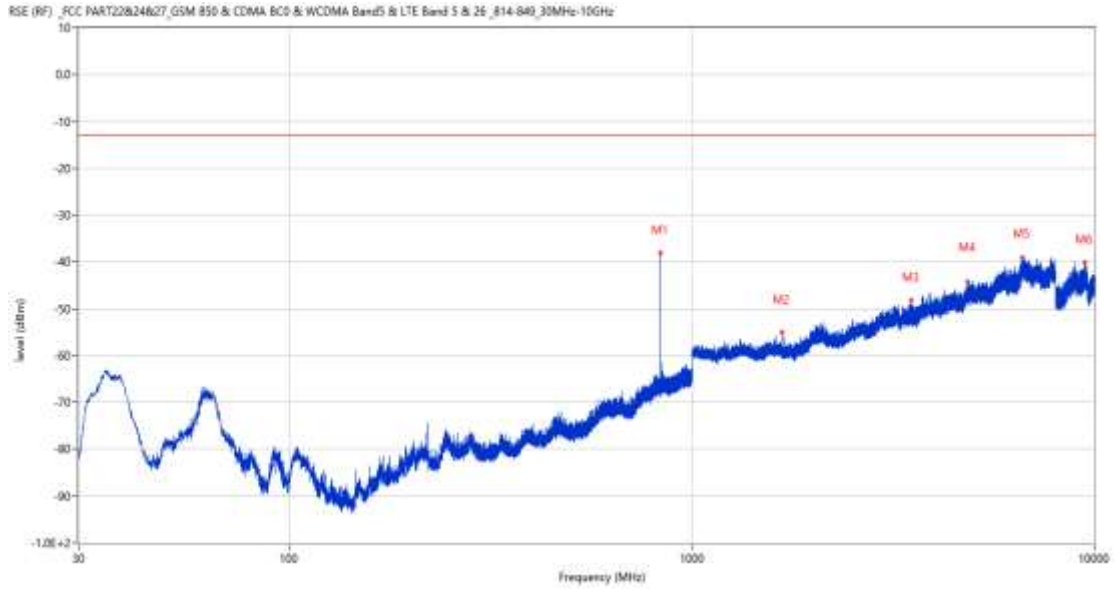
Frequency (MHz)	Result (dBm)	Factor (dB)	PK Limit (dBm)	Over Limit (dB)	Table (o)	ANT	EUT	Verdict
836.070	-45.96	4.75	-13.0	-32.96	243.00	Horizontal	Horizontal	N/A
881.030	-55.67	4.17	-13.0	-42.67	205.00	Horizontal	Horizontal	N/A
2097.600	-52.59	-0.20	-13.0	-39.59	360.00	Horizontal	Horizontal	Pass
3150.000	-49.09	5.72	-13.0	-36.09	234.00	Horizontal	Horizontal	Pass
4253.750	-45.35	9.04	-13.0	-32.35	360.00	Horizontal	Horizontal	Pass
6649.000	-38.37	15.18	-13.0	-25.37	182.00	Horizontal	Horizontal	Pass

RSE-H&V LTE Band 26 (Part22) BW1.4 CH26915



Frequency (MHz)	Result (dBm)	Factor (dB)	PK Limit (dBm)	Over Limit (dB)	Table (o)	ANT	EUT	Verdict
836.022	-37.88	4.75	-13.0	-24.88	251.00	Horizontal	Vertical	N/A
881.417	-60.23	4.17	-13.0	-47.23	25.00	Horizontal	Vertical	N/A
1672.600	-52.87	-4.28	-13.0	-39.87	165.00	Horizontal	Vertical	Pass
3195.250	-48.87	6.48	-13.0	-35.87	208.00	Horizontal	Vertical	Pass
6829.250	-38.98	14.19	-13.0	-25.98	208.00	Horizontal	Vertical	Pass
9462.300	-40.56	13.84	-13.0	-27.56	93.00	Horizontal	Vertical	Pass

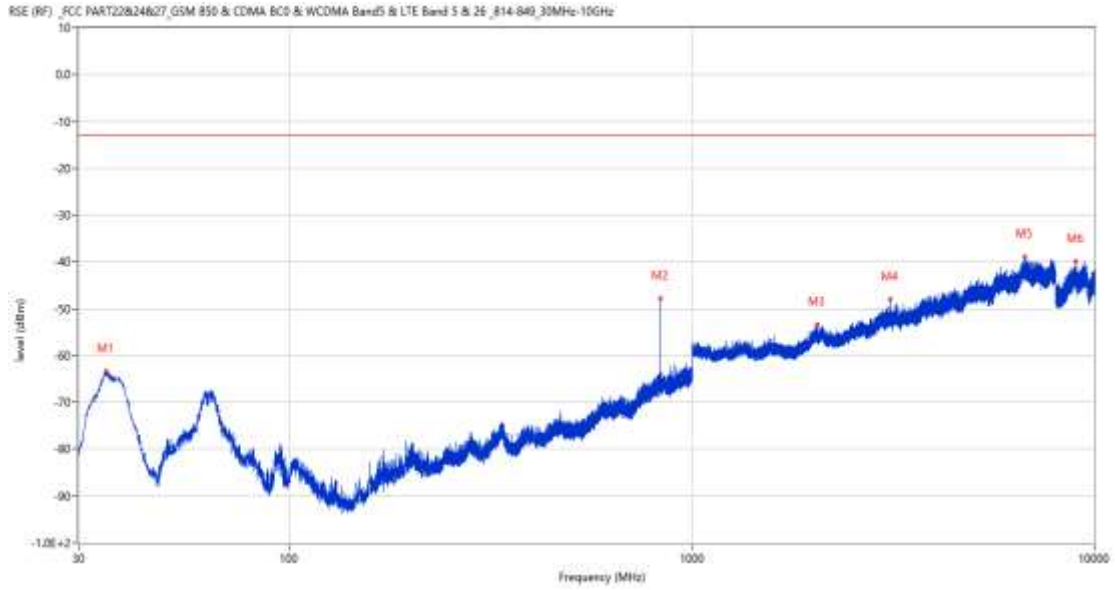
RSE-V&V LTE Band 26 (Part22) BW1.4 CH26915



Frequency (MHz)	Result (dBm)	Factor (dB)	PK Limit (dBm)	Over Limit (dB)	Table (o)	ANT	EUT	Verdict
193.688	-64.00	-14.02	-13.0	-51.00	252.00	Vertical	Vertical	Pass
836.022	-43.65	7.12	-13.0	-30.65	9.00	Vertical	Vertical	N/A
881.127	-37.41	6.74	-13.0	-24.41	180.00	Vertical	Vertical	N/A
3006.500	-47.95	5.60	-13.0	-34.95	110.00	Vertical	Vertical	Pass
6412.500	-38.14	15.80	-13.0	-25.14	38.00	Vertical	Vertical	Pass
8853.701	-35.69	20.31	-13.0	-22.69	339.00	Vertical	Vertical	Pass



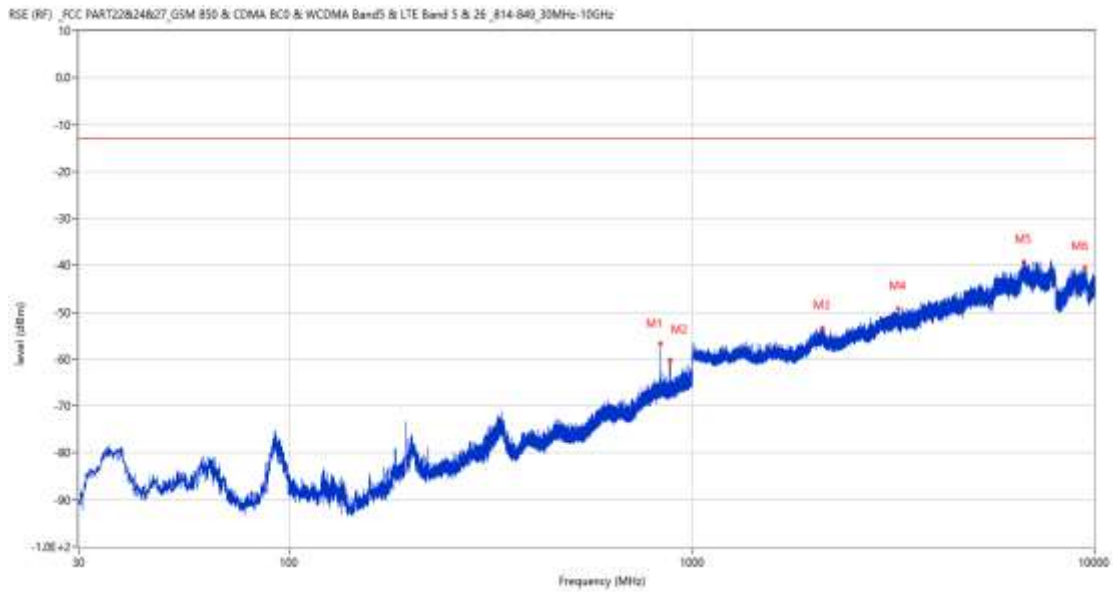
RSE-V&H LTE Band 26 (Part22) BW1.4 CH26915



Frequency (MHz)	Result (dBm)	Factor (dB)	PK Limit (dBm)	Over Limit (dB)	Table (o)	ANT	EUT	Verdict
35.141	-63.28	-22.31	-13.0	-50.28	291.00	Vertical	Horizontal	Pass
836.070	-47.83	4.75	-13.0	-34.83	6.00	Vertical	Horizontal	N/A
2044.500	-53.42	-1.25	-13.0	-40.42	360.00	Vertical	Horizontal	Pass
3103.500	-47.92	5.43	-13.0	-34.92	337.00	Vertical	Horizontal	Pass
6711.000	-38.88	15.66	-13.0	-25.88	234.00	Vertical	Horizontal	Pass
8993.200	-39.88	13.59	-13.0	-26.88	201.00	Vertical	Horizontal	Pass

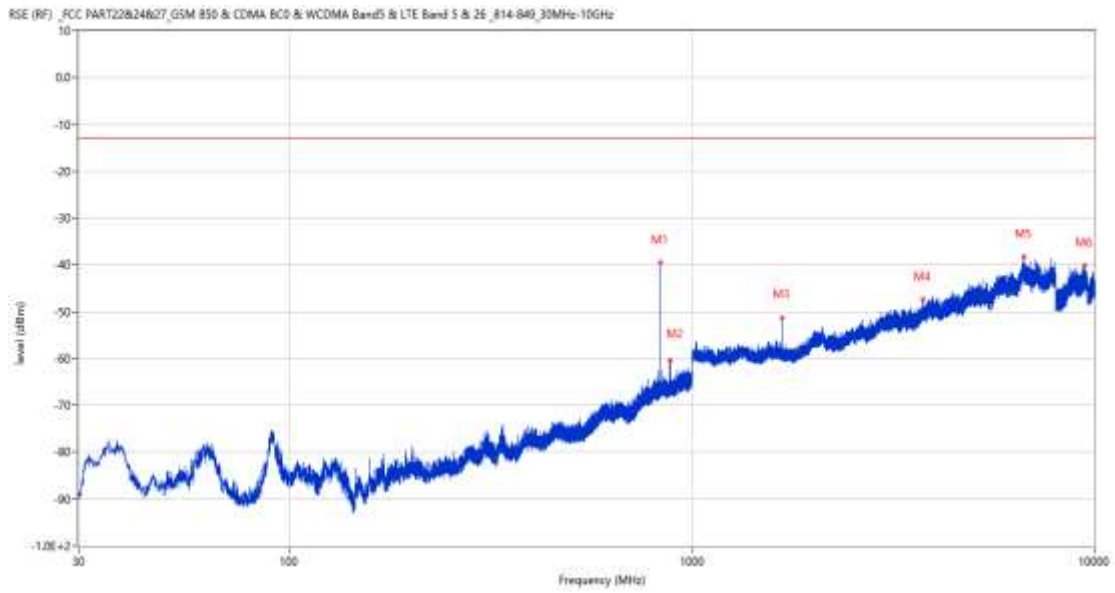
## 14.2 LTE Band 26 (Part22) BW3, Middle Channel

RSE-H&H LTE Band 26 (Part22) BW3 CH26915



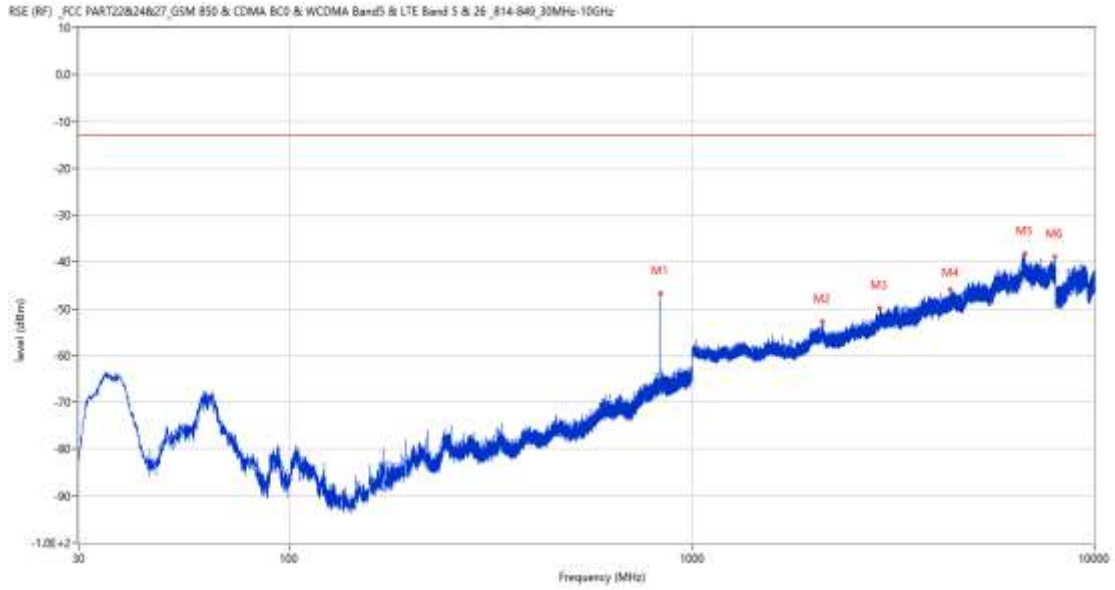
Frequency (MHz)	Result (dBm)	Factor (dB)	PK Limit (dBm)	Over Limit (dB)	Table (o)	ANT	EUT	Verdict
835.488	-56.67	4.73	-13.0	-43.67	268.00	Horizontal	Horizontal	N/A
881.903	-60.21	4.17	-13.0	-47.21	360.00	Horizontal	Horizontal	N/A
2106.300	-53.38	-0.28	-13.0	-40.38	130.00	Horizontal	Horizontal	Pass
3254.750	-49.27	5.59	-13.0	-36.27	165.00	Horizontal	Horizontal	Pass
6684.750	-39.38	14.60	-13.0	-26.38	338.00	Horizontal	Horizontal	Pass
9456.800	-40.64	14.01	-13.0	-27.64	343.00	Horizontal	Horizontal	Pass

RSE-H&V LTE Band 26 (Part22) BW3 CH26915



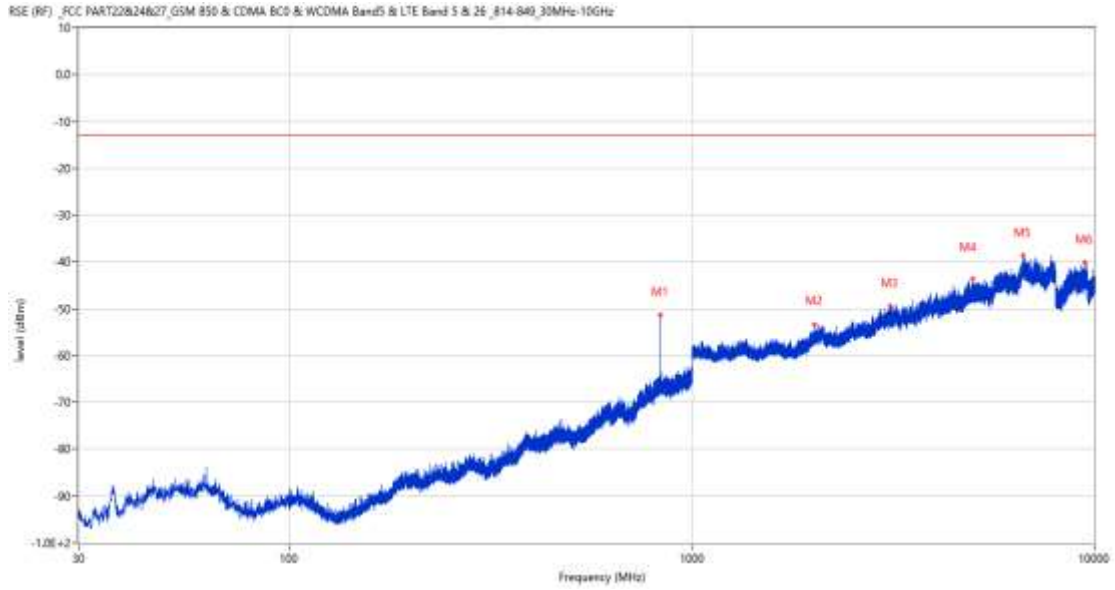
Frequency (MHz)	Result (dBm)	Factor (dB)	PK Limit (dBm)	Over Limit (dB)	Table (o)	ANT	EUT	Verdict
835.294	-39.52	4.72	-13.0	-26.52	255.00	Horizontal	Vertical	N/A
882.290	-60.36	4.17	-13.0	-47.36	193.00	Horizontal	Vertical	N/A
1671.500	-51.41	-4.29	-13.0	-38.41	167.00	Horizontal	Vertical	Pass
3752.000	-47.40	8.04	-13.0	-34.40	122.00	Horizontal	Vertical	Pass
6679.250	-38.31	14.60	-13.0	-25.31	191.00	Horizontal	Vertical	Pass
9438.599	-40.23	14.04	-13.0	-27.23	0.00	Horizontal	Vertical	Pass

RSE-V&V LTE Band 26 (Part22) BW3 CH26915



Frequency (MHz)	Result (dBm)	Factor (dB)	PK Limit (dBm)	Over Limit (dB)	Table (o)	ANT	EUT	Verdict
835.294	-46.76	4.72	-13.0	-33.76	334.00	Vertical	Vertical	N/A
2107.500	-52.84	-0.22	-13.0	-39.84	53.00	Vertical	Vertical	Pass
2930.300	-49.96	3.25	-13.0	-36.96	59.00	Vertical	Vertical	Pass
4373.750	-46.01	9.19	-13.0	-33.01	3.00	Vertical	Vertical	Pass
6703.250	-38.27	15.53	-13.0	-25.27	348.00	Vertical	Vertical	Pass
7957.000	-38.79	14.66	-13.0	-25.79	295.00	Vertical	Vertical	Pass

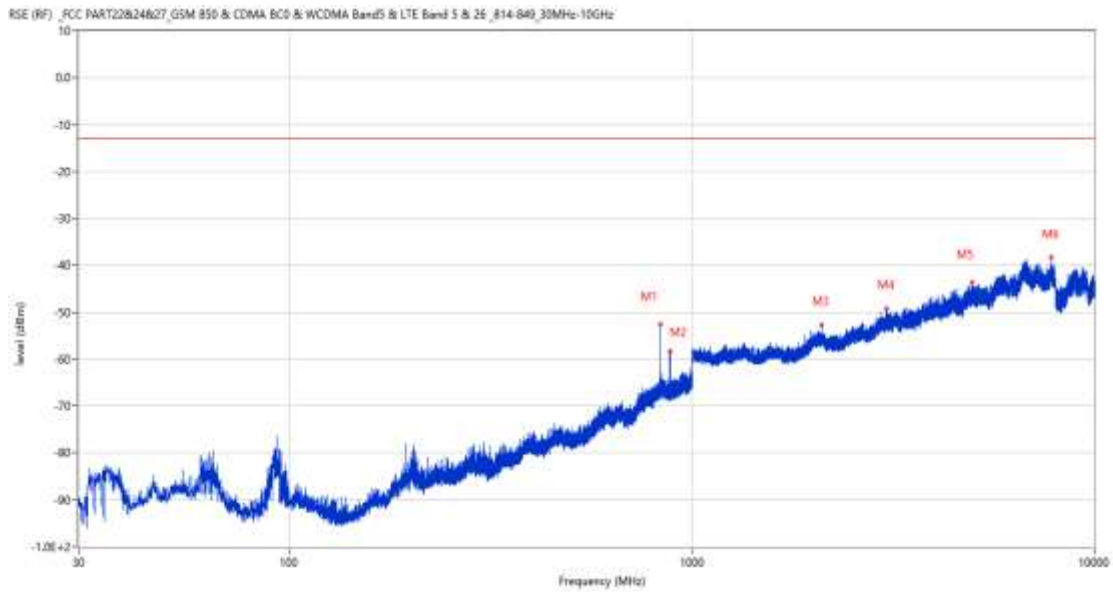
RSE-V&H LTE Band 26 (Part22) BW3 CH26915



Frequency (MHz)	Result (dBm)	Factor (dB)	PK Limit (dBm)	Over Limit (dB)	Table (o)	ANT	EUT	Verdict
835.197	-51.25	4.72	-13.0	-38.25	7.00	Vertical	Horizontal	N/A
2020.700	-53.31	-1.46	-13.0	-40.31	37.00	Vertical	Horizontal	Pass
3105.250	-49.40	5.36	-13.0	-36.40	45.00	Vertical	Horizontal	Pass
4997.750	-43.59	10.77	-13.0	-30.59	337.00	Vertical	Horizontal	Pass
6641.500	-38.74	15.00	-13.0	-25.74	337.00	Vertical	Horizontal	Pass
9469.300	-40.23	13.62	-13.0	-27.23	342.00	Vertical	Horizontal	Pass

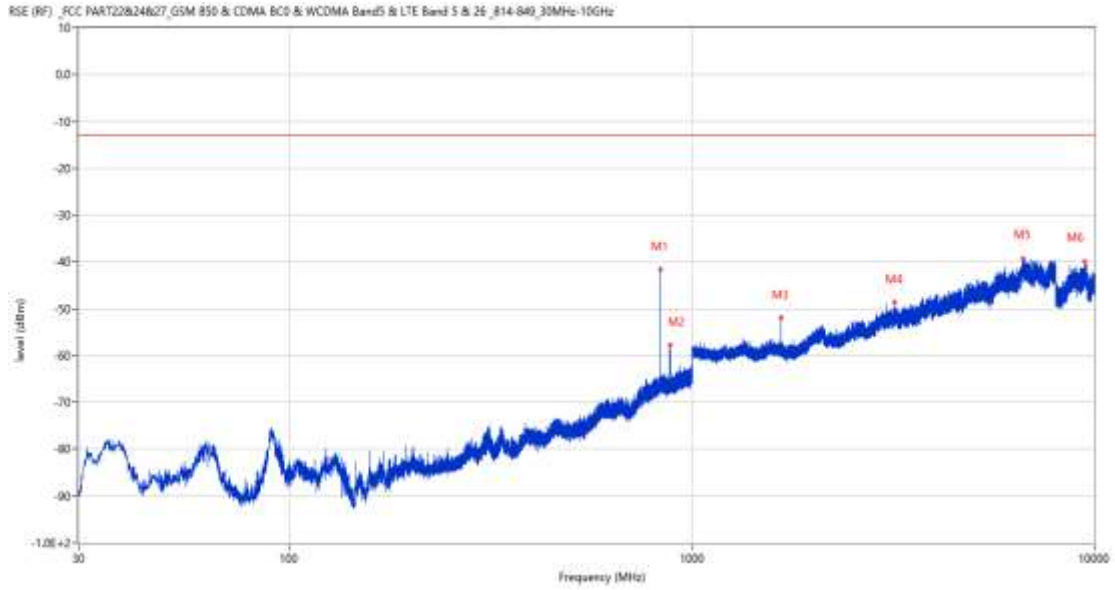
### 14.3 LTE Band 26 (Part22) BW5, Middle Channel

RSE-H&H LTE Band 26 (Part22) BW5 CH26915



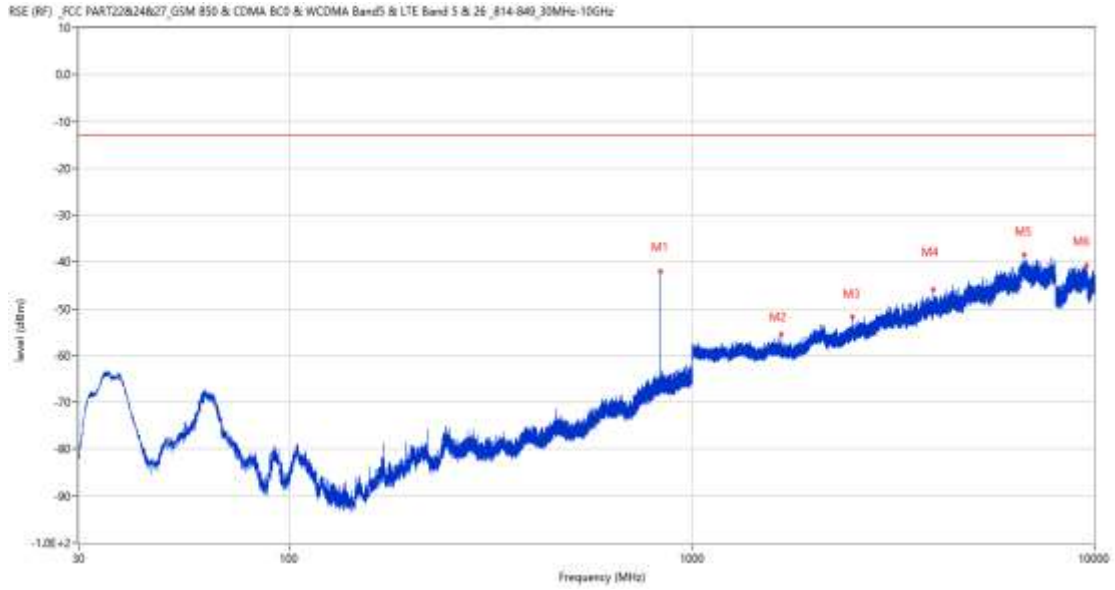
Frequency (MHz)	Result (dBm)	Factor (dB)	PK Limit (dBm)	Over Limit (dB)	Table (o)	ANT	EUT	Verdict
834.372	-52.55	4.69	-13.0	-39.55	244.00	Horizontal	Horizontal	N/A
883.503	-58.28	4.18	-13.0	-45.28	193.00	Horizontal	Horizontal	N/A
2100.500	-52.83	-0.05	-13.0	-39.83	350.00	Horizontal	Horizontal	Pass
3045.250	-49.30	5.61	-13.0	-36.30	159.00	Horizontal	Horizontal	Pass
4979.750	-43.63	11.00	-13.0	-30.63	20.00	Horizontal	Horizontal	Pass
7813.250	-38.29	16.25	-13.0	-25.29	360.00	Horizontal	Horizontal	Pass

RSE-H&V LTE Band 26 (Part22) BW5 CH26915



Frequency (MHz)	Result (dBm)	Factor (dB)	PK Limit (dBm)	Over Limit (dB)	Table (o)	ANT	EUT	Verdict
834.372	-41.54	4.69	-13.0	-28.54	242.00	Horizontal	Vertical	N/A
881.417	-57.81	4.17	-13.0	-44.81	20.00	Horizontal	Vertical	N/A
1669.400	-51.94	-4.23	-13.0	-38.94	165.00	Horizontal	Vertical	Pass
3192.500	-48.66	6.43	-13.0	-35.66	57.00	Horizontal	Vertical	Pass
6640.250	-39.39	15.06	-13.0	-26.39	295.00	Horizontal	Vertical	Pass
9454.300	-39.84	14.09	-13.0	-26.84	357.00	Horizontal	Vertical	Pass

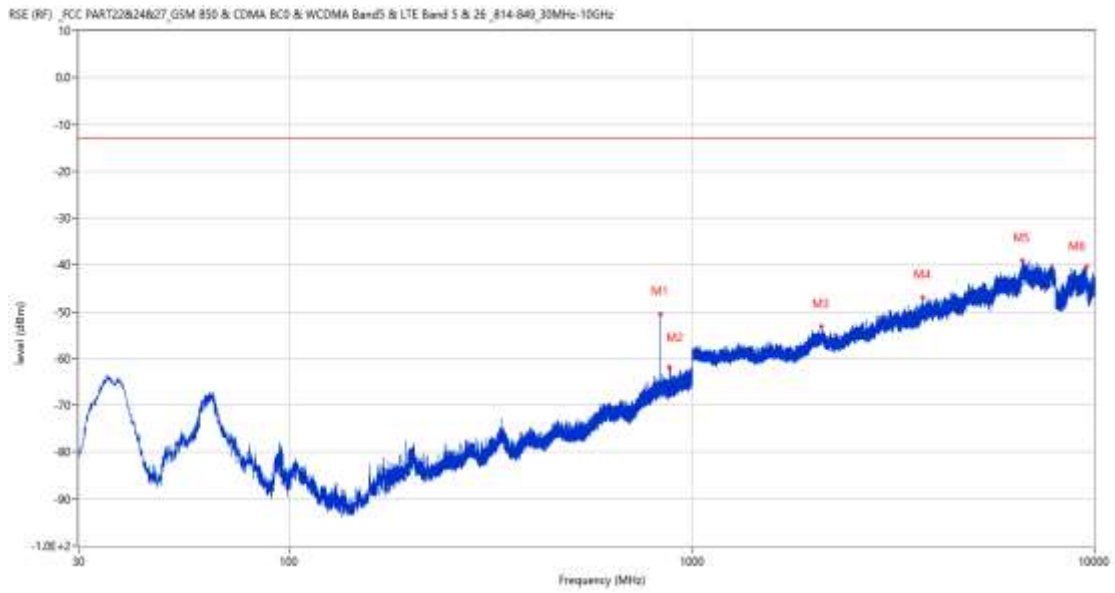
RSE-V&V LTE Band 26 (Part22) BW5 CH26915



Frequency (MHz)	Result (dBm)	Factor (dB)	PK Limit (dBm)	Over Limit (dB)	Table (o)	ANT	EUT	Verdict
834.324	-41.96	4.68	-13.0	-28.96	305.00	Vertical	Vertical	N/A
1669.500	-55.50	-4.23	-13.0	-42.50	145.00	Vertical	Vertical	Pass
2507.100	-51.71	0.54	-13.0	-38.71	334.00	Vertical	Vertical	Pass
3985.750	-45.98	9.24	-13.0	-32.98	64.00	Vertical	Vertical	Pass
6670.500	-38.40	14.58	-13.0	-25.40	188.00	Vertical	Vertical	Pass
9556.100	-40.80	13.82	-13.0	-27.80	114.00	Vertical	Vertical	Pass



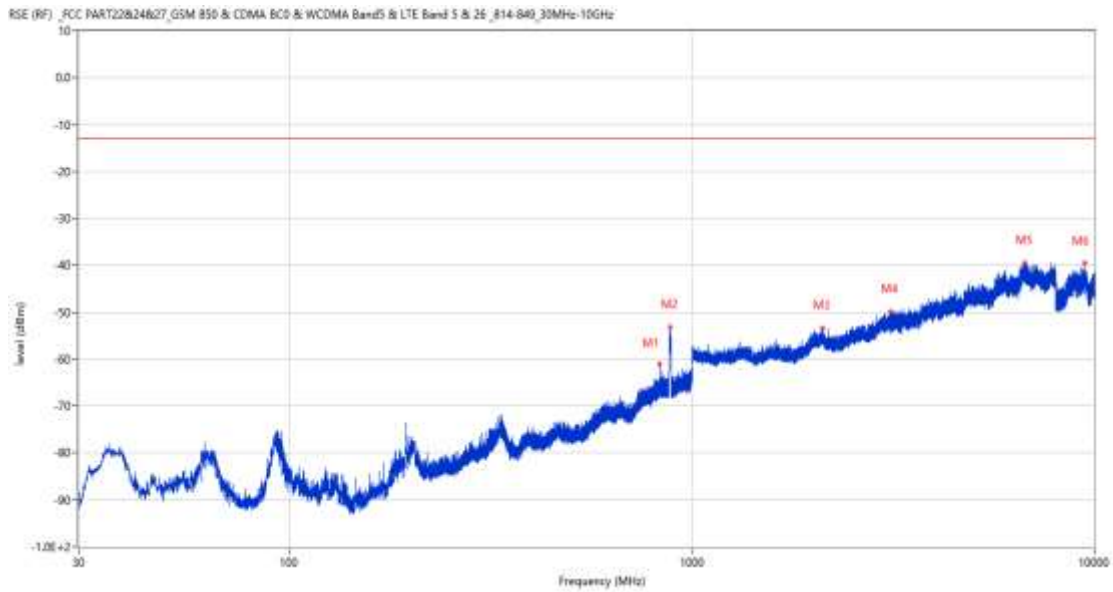
RSE-V&H LTE Band 26 (Part22) BW5 CH26915



Frequency (MHz)	Result (dBm)	Factor (dB)	PK Limit (dBm)	Over Limit (dB)	Table (o)	ANT	EUT	Verdict
834.372	-50.39	4.69	-13.0	-37.39	10.00	Vertical	Horizontal	N/A
879.332	-61.88	4.22	-13.0	-48.88	175.00	Vertical	Horizontal	N/A
2101.700	-53.19	-0.10	-13.0	-40.19	335.00	Vertical	Horizontal	Pass
3755.250	-47.02	8.27	-13.0	-34.02	314.00	Vertical	Horizontal	Pass
6618.750	-39.06	14.57	-13.0	-26.06	175.00	Vertical	Horizontal	Pass
9567.200	-40.38	13.41	-13.0	-27.38	1.00	Vertical	Horizontal	Pass

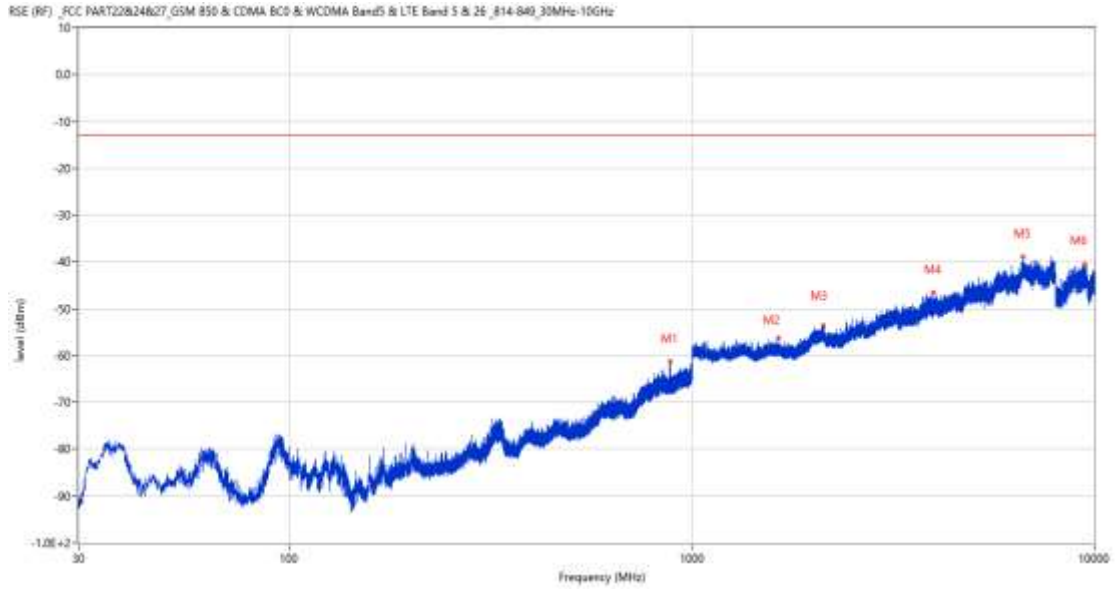
### 14.4 LTE Band 26 (Part22) BW10, Middle Channel

RSE-H&H LTE Band 26 (Part22) BW10 CH26915



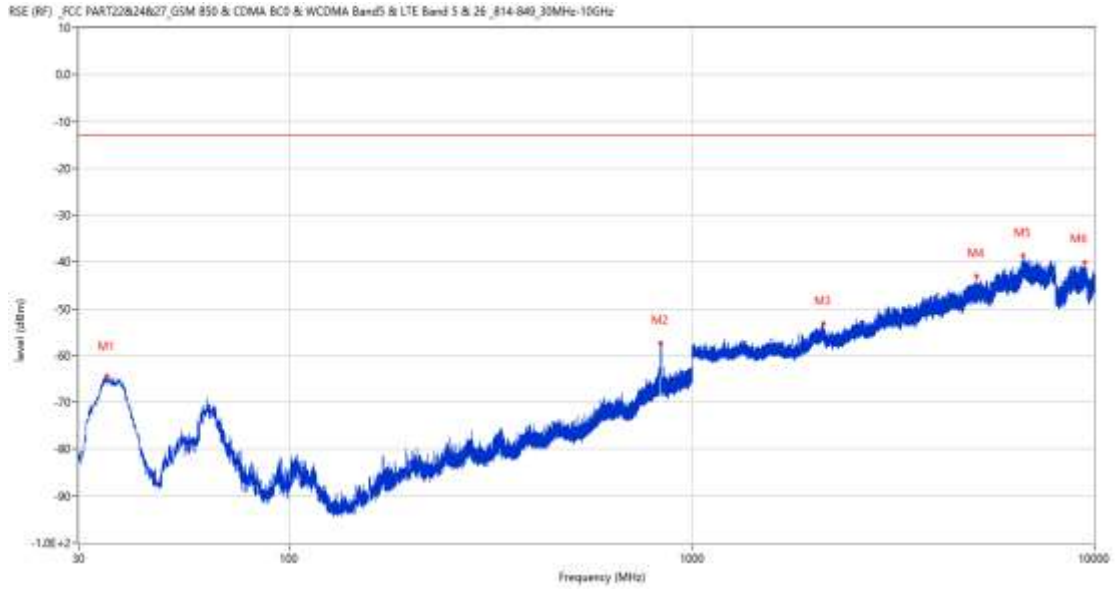
Frequency (MHz)	Result (dBm)	Factor (dB)	PK Limit (dBm)	Over Limit (dB)	Table (o)	ANT	EUT	Verdict
832.093	-61.07	4.59	-13.0	-48.07	148.00	Horizontal	Horizontal	N/A
884.279	-53.18	4.22	-13.0	-40.18	198.00	Horizontal	Horizontal	N/A
2110.600	-53.45	-0.46	-13.0	-40.45	273.00	Horizontal	Horizontal	Pass
3108.250	-49.79	5.45	-13.0	-36.79	332.00	Horizontal	Horizontal	Pass
6730.500	-39.57	15.34	-13.0	-26.57	191.00	Horizontal	Horizontal	Pass
9447.999	-39.60	14.19	-13.0	-26.60	145.00	Horizontal	Horizontal	Pass

RSE-H&V LTE Band 26 (Part22) BW10 CH26915



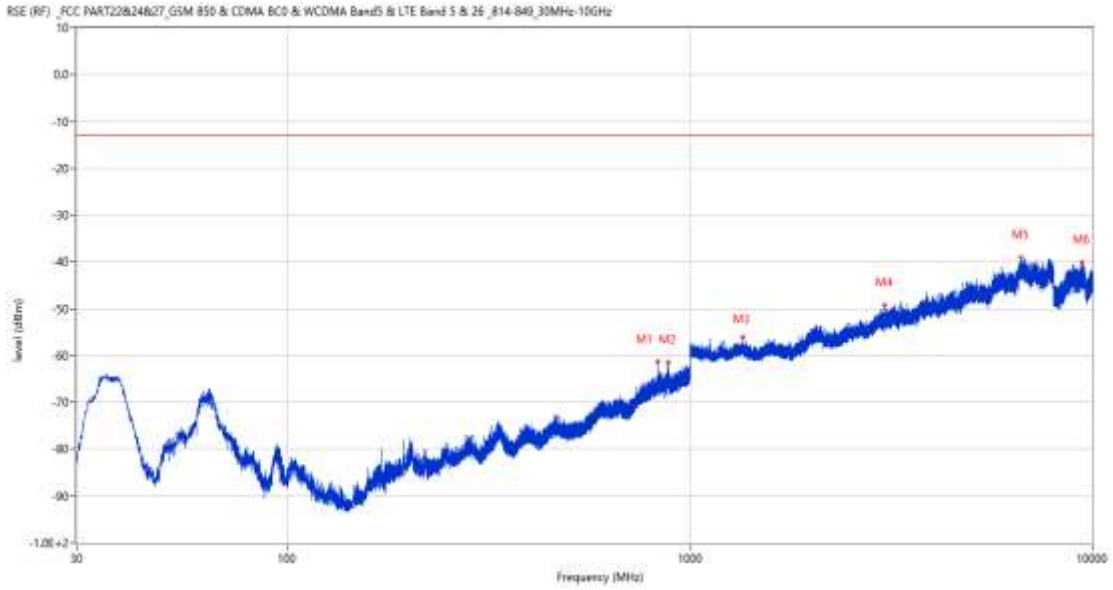
Frequency (MHz)	Result (dBm)	Factor (dB)	PK Limit (dBm)	Over Limit (dB)	Table (o)	ANT	EUT	Verdict
881.466	-61.32	4.17	-13.0	-48.32	31.00	Horizontal	Vertical	N/A
1640.400	-56.27	-4.07	-13.0	-43.27	231.00	Horizontal	Vertical	Pass
2120.100	-53.60	-0.94	-13.0	-40.60	265.00	Horizontal	Vertical	Pass
3981.750	-46.56	9.18	-13.0	-33.56	360.00	Horizontal	Vertical	Pass
6655.500	-38.98	15.04	-13.0	-25.98	290.00	Horizontal	Vertical	Pass
9478.300	-40.61	13.34	-13.0	-27.61	0.00	Horizontal	Vertical	Pass

RSE-V&V LTE Band 26 (Part22) BW10 CH26915



Frequency (MHz)	Result (dBm)	Factor (dB)	PK Limit (dBm)	Over Limit (dB)	Table (o)	ANT	EUT	Verdict
35.190	-64.42	-22.28	-13.0	-51.42	28.00	Vertical	Vertical	Pass
837.185	-57.30	4.80	-13.0	-44.30	182.00	Vertical	Vertical	N/A
2117.300	-53.29	-0.98	-13.0	-40.29	0.00	Vertical	Vertical	Pass
5093.000	-43.13	11.21	-13.0	-30.13	161.00	Vertical	Vertical	Pass
6659.250	-38.68	14.83	-13.0	-25.68	334.00	Vertical	Vertical	Pass
9444.400	-40.20	14.13	-13.0	-27.20	15.00	Vertical	Vertical	Pass

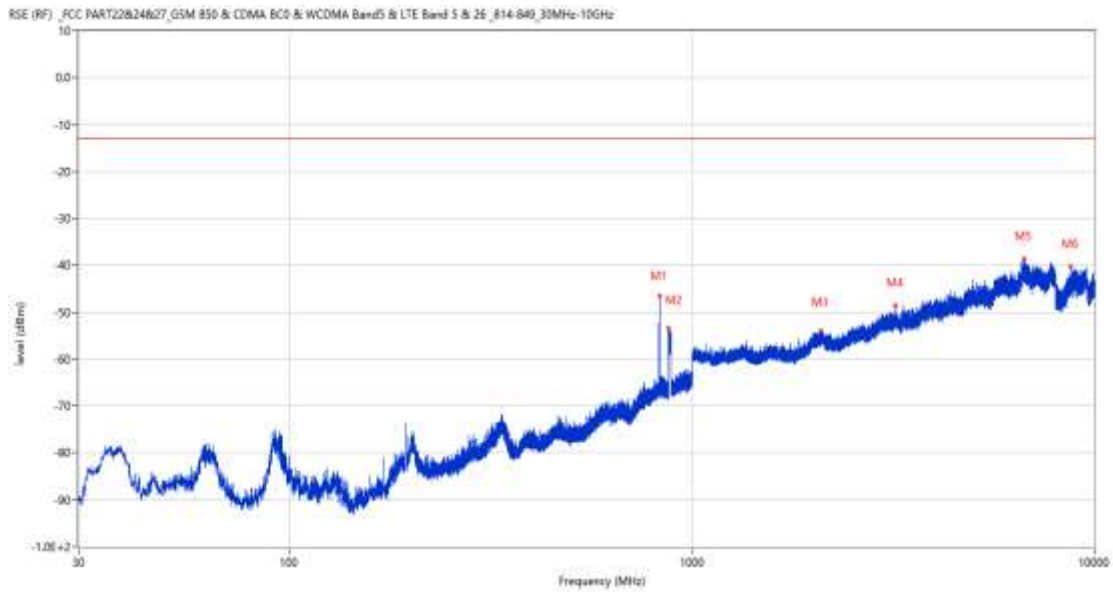
RSE-V&H LTE Band 26 (Part22) BW10 CH26915



Frequency (MHz)	Result (dBm)	Factor (dB)	PK Limit (dBm)	Over Limit (dB)	Table (o)	ANT	EUT	Verdict
832.093	-61.20	4.59	-13.0	-48.20	255.00	Vertical	Horizontal	N/A
885.637	-61.55	4.37	-13.0	-48.55	176.00	Vertical	Horizontal	N/A
1352.800	-56.17	-3.81	-13.0	-43.17	246.00	Vertical	Horizontal	Pass
3052.250	-49.15	5.30	-13.0	-36.15	189.00	Vertical	Horizontal	Pass
6654.250	-39.11	14.97	-13.0	-26.11	101.00	Vertical	Horizontal	Pass
9434.000	-40.23	13.97	-13.0	-27.23	141.00	Vertical	Horizontal	Pass

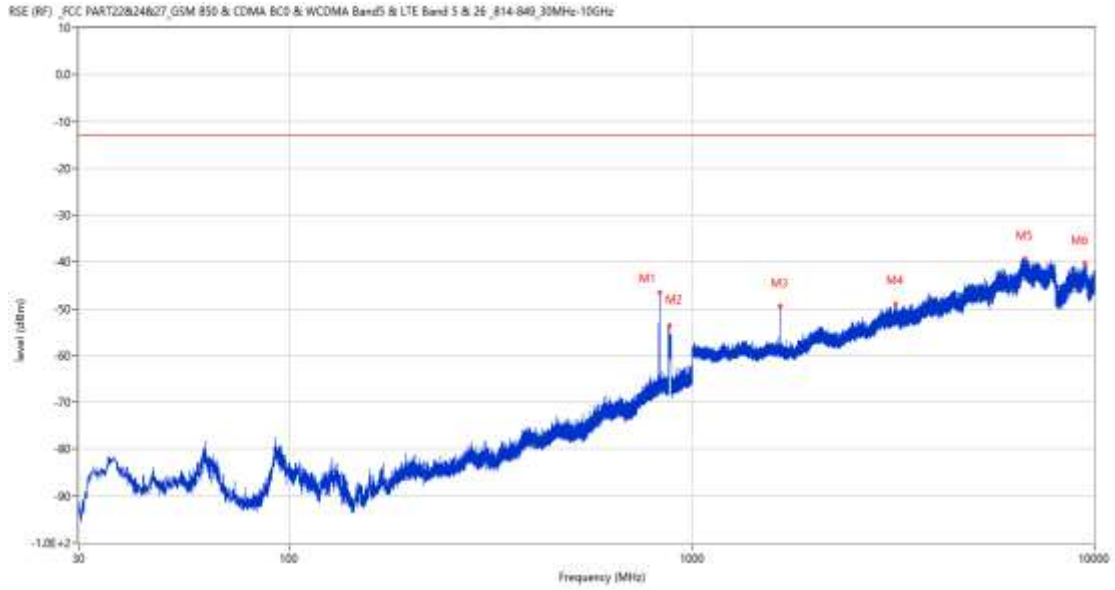
### 14.5 LTE Band 26 (Part22) BW15, Middle Channel

RSE-H&H LTE Band 26 (Part22) BW15 CH26915



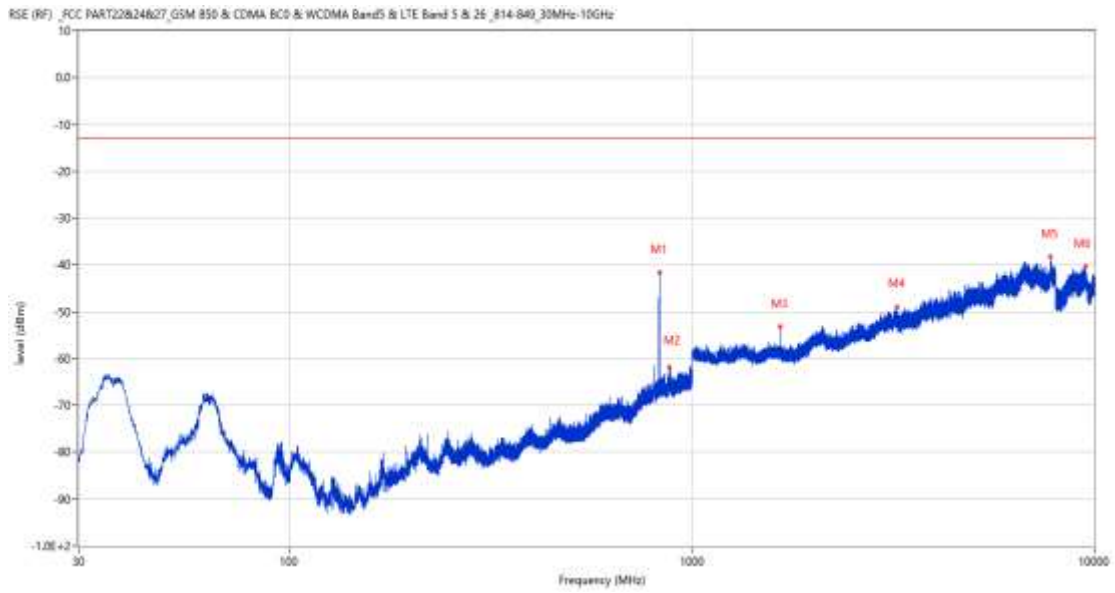
Frequency (MHz)	Result (dBm)	Factor (dB)	PK Limit (dBm)	Over Limit (dB)	Table (o)	ANT	EUT	Verdict
829.814	-46.46	4.50	-13.0	-33.46	243.00	Horizontal	Horizontal	N/A
876.228	-53.42	4.02	-13.0	-40.42	204.00	Horizontal	Horizontal	N/A
2085.900	-53.99	-0.86	-13.0	-40.99	259.00	Horizontal	Horizontal	Pass
3207.250	-48.60	5.77	-13.0	-35.60	226.00	Horizontal	Horizontal	Pass
6699.750	-38.76	15.36	-13.0	-25.76	226.00	Horizontal	Horizontal	Pass
8731.099	-40.36	13.63	-13.0	-27.36	65.00	Horizontal	Horizontal	Pass

RSE-H&V LTE Band 26 (Part22) BW15 CH26915



Frequency (MHz)	Result (dBm)	Factor (dB)	PK Limit (dBm)	Over Limit (dB)	Table (o)	ANT	EUT	Verdict
829.814	-46.60	4.50	-13.0	-33.60	243.00	Horizontal	Vertical	N/A
878.508	-53.66	4.22	-13.0	-40.66	19.00	Horizontal	Vertical	N/A
1660.300	-49.51	-4.28	-13.0	-36.51	162.00	Horizontal	Vertical	Pass
3200.500	-49.06	6.06	-13.0	-36.06	275.00	Horizontal	Vertical	Pass
6702.250	-39.31	15.53	-13.0	-26.31	7.00	Horizontal	Vertical	Pass
9445.300	-40.44	14.15	-13.0	-27.44	289.00	Horizontal	Vertical	Pass

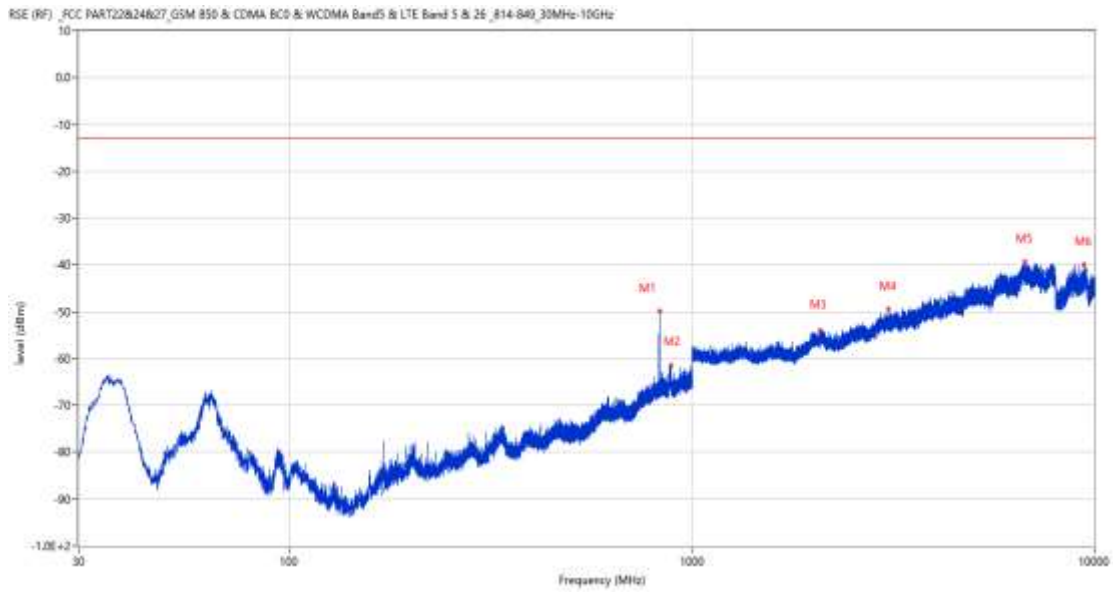
RSE-V&V LTE Band 26 (Part22) BW15 CH26915



Frequency (MHz)	Result (dBm)	Factor (dB)	PK Limit (dBm)	Over Limit (dB)	Table (o)	ANT	EUT	Verdict
829.911	-41.49	4.51	-13.0	-28.49	308.00	Vertical	Vertical	N/A
877.780	-61.80	4.14	-13.0	-48.80	104.00	Vertical	Vertical	N/A
1660.400	-53.21	-4.27	-13.0	-40.21	117.00	Vertical	Vertical	Pass
3231.750	-49.06	6.52	-13.0	-36.06	242.00	Vertical	Vertical	Pass
7776.250	-38.27	15.10	-13.0	-25.27	84.00	Vertical	Vertical	Pass
9489.000	-40.41	13.00	-13.0	-27.41	312.00	Vertical	Vertical	Pass



RSE-V&H LTE Band 26 (Part22) BW15 CH26915

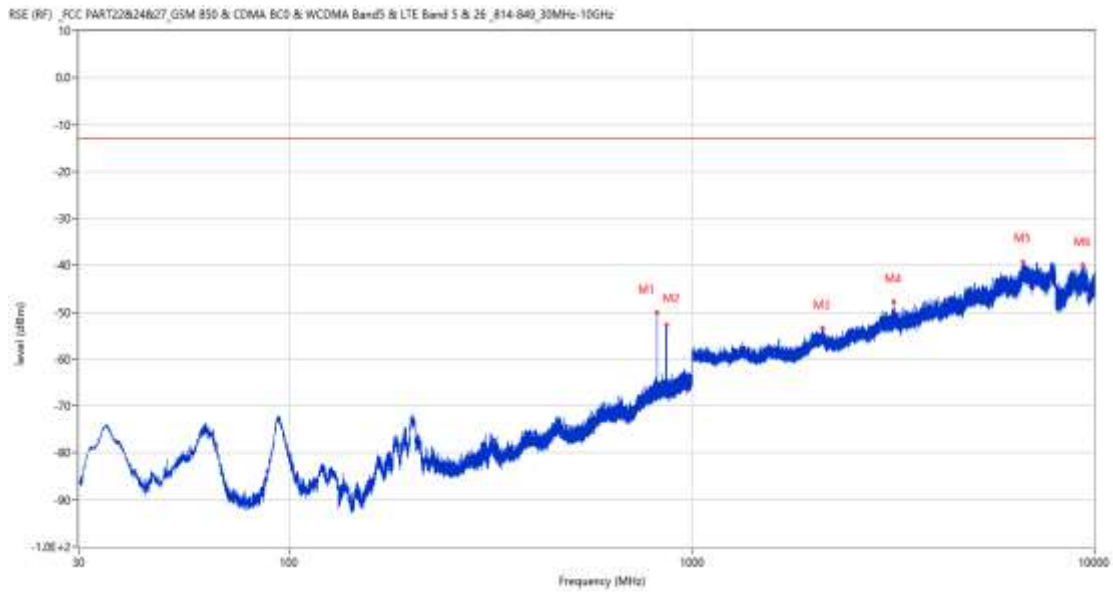


Frequency (MHz)	Result (dBm)	Factor (dB)	PK Limit (dBm)	Over Limit (dB)	Table (o)	ANT	EUT	Verdict
829.862	-49.79	4.50	-13.0	-36.79	181.00	Vertical	Horizontal	N/A
887.480	-61.54	4.44	-13.0	-48.54	181.00	Vertical	Horizontal	N/A
2077.900	-54.08	-1.03	-13.0	-41.08	195.00	Vertical	Horizontal	Pass
3081.500	-49.55	5.34	-13.0	-36.55	208.00	Vertical	Horizontal	Pass
6722.250	-39.23	15.62	-13.0	-26.23	102.00	Vertical	Horizontal	Pass
9437.200	-40.02	14.02	-13.0	-27.02	65.00	Vertical	Horizontal	Pass

15 LTE Band 26 (Part90)

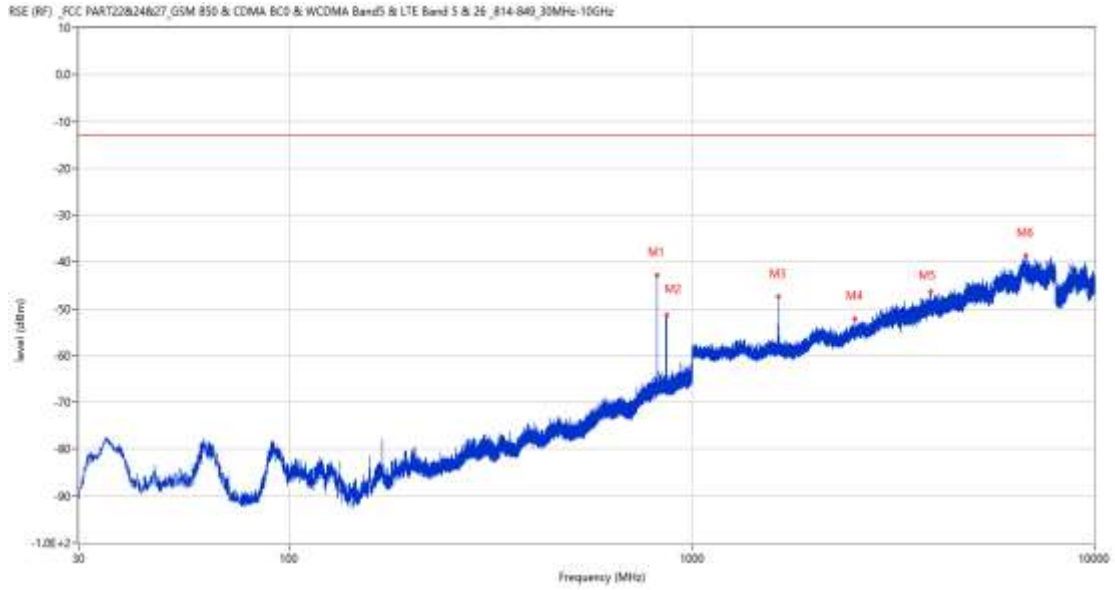
15.1 LTE Band 26 (Part90) BW1.4, Middle Channel

RSE-H&H LTE Band 26 (Part90) BW1.4 CH26740



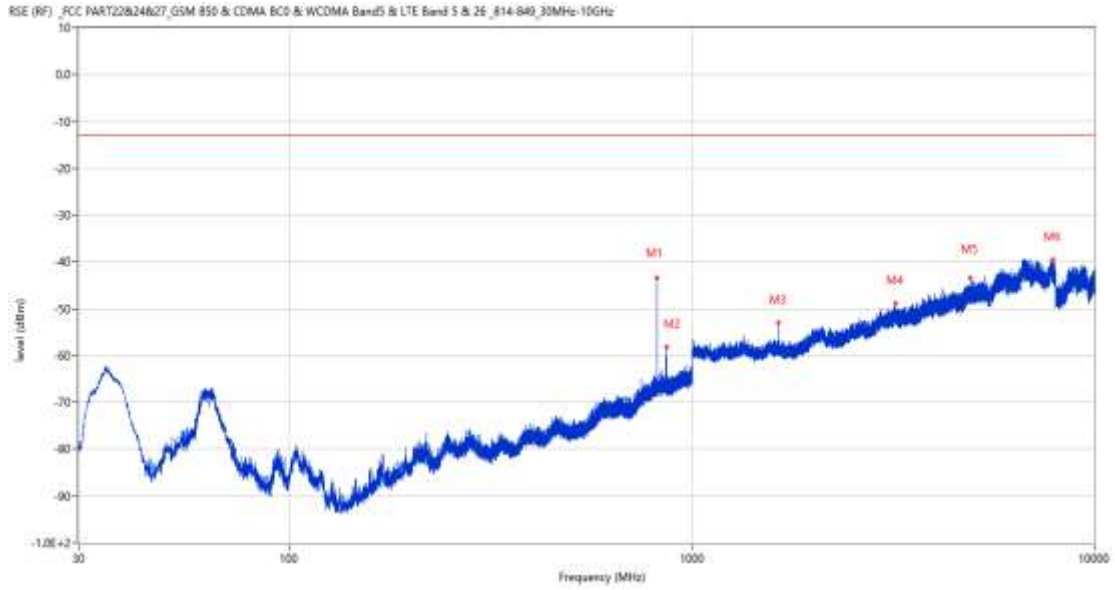
Frequency (MHz)	Result (dBm)	Factor (dB)	PK Limit (dBm)	Over Limit (dB)	Table (o)	ANT	EUT	Verdict
818.562	-50.16	4.12	-13.0	-37.16	254.00	Horizontal	Horizontal	N/A
864.248	-52.71	4.15	-13.0	-39.71	153.00	Horizontal	Horizontal	N/A
2108.800	-53.41	-0.39	-13.0	-40.41	246.00	Horizontal	Horizontal	Pass
3179.250	-47.90	6.01	-13.0	-34.90	360.00	Horizontal	Horizontal	Pass
6661.750	-39.24	14.78	-13.0	-26.24	111.00	Horizontal	Horizontal	Pass
9359.000	-39.90	14.56	-13.0	-26.90	276.00	Horizontal	Horizontal	Pass

RSE-H&V LTE Band 26 (Part90) BW1.4 CH26740



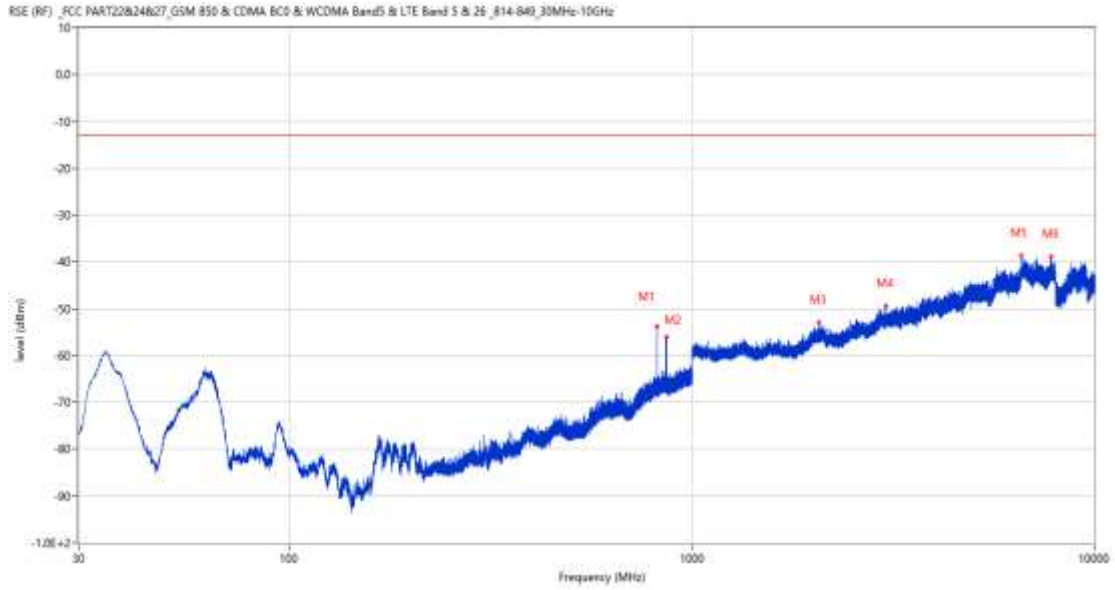
Frequency (MHz)	Result (dBm)	Factor (dB)	PK Limit (dBm)	Over Limit (dB)	Table (o)	ANT	EUT	Verdict
818.562	-42.86	4.12	-13.0	-29.86	256.00	Horizontal	Vertical	N/A
863.860	-51.32	4.12	-13.0	-38.32	206.00	Horizontal	Vertical	N/A
1637.900	-47.44	-4.11	-13.0	-34.44	199.00	Horizontal	Vertical	Pass
2539.900	-52.25	0.68	-13.0	-39.25	244.00	Horizontal	Vertical	Pass
3911.750	-46.41	9.28	-13.0	-33.41	303.00	Horizontal	Vertical	Pass
6737.500	-38.65	15.12	-13.0	-25.65	303.00	Horizontal	Vertical	Pass

RSE-V&V LTE Band 26 (Part90) BW1.4 CH26740



Frequency (MHz)	Result (dBm)	Factor (dB)	PK Limit (dBm)	Over Limit (dB)	Table (o)	ANT	EUT	Verdict
818.562	-43.45	4.12	-13.0	-30.45	318.00	Vertical	Vertical	N/A
864.346	-58.09	4.15	-13.0	-45.09	275.00	Vertical	Vertical	N/A
1637.900	-52.89	-4.11	-13.0	-39.89	117.00	Vertical	Vertical	Pass
3203.750	-48.92	5.81	-13.0	-35.92	30.00	Vertical	Vertical	Pass
4910.750	-43.49	10.69	-13.0	-30.49	338.00	Vertical	Vertical	Pass
7875.000	-39.47	15.04	-13.0	-26.47	354.00	Vertical	Vertical	Pass

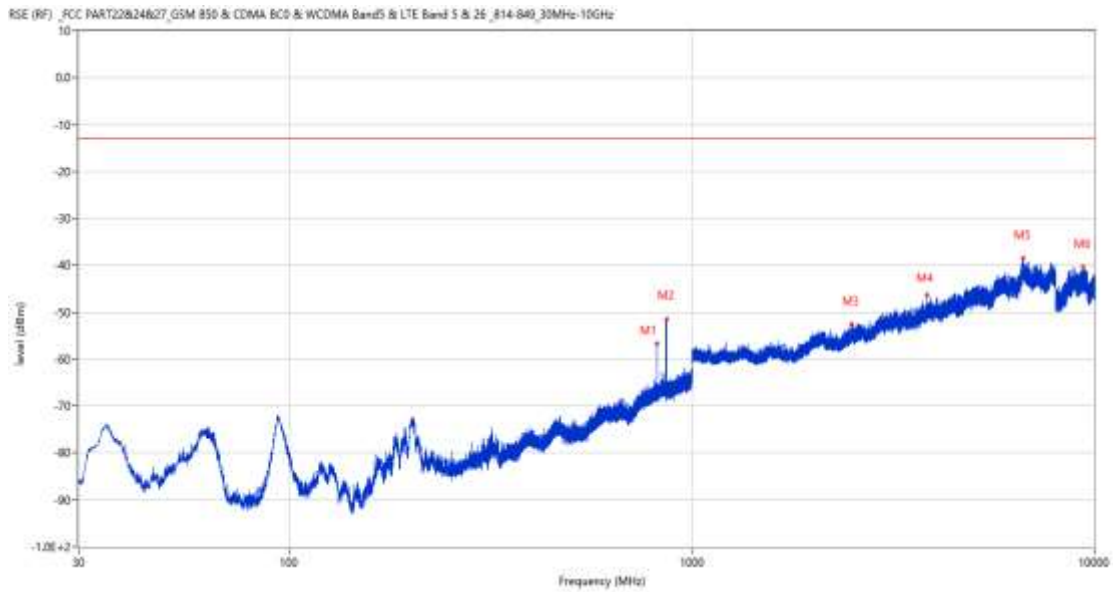
RSE-V&H LTE Band 26 (Part90) BW1.4 CH26740



Frequency (MHz)	Result (dBm)	Factor (dB)	PK Limit (dBm)	Over Limit (dB)	Table (o)	ANT	EUT	Verdict
818.610	-53.91	4.12	-13.0	-40.91	6.00	Vertical	Horizontal	N/A
864.394	-56.15	4.15	-13.0	-43.15	257.00	Vertical	Horizontal	N/A
2072.300	-53.06	-1.23	-13.0	-40.06	69.00	Vertical	Horizontal	Pass
3027.500	-49.40	5.17	-13.0	-36.40	147.00	Vertical	Horizontal	Pass
6576.750	-38.69	14.24	-13.0	-25.69	147.00	Vertical	Horizontal	Pass
7811.750	-38.93	16.35	-13.0	-25.93	180.00	Vertical	Horizontal	Pass

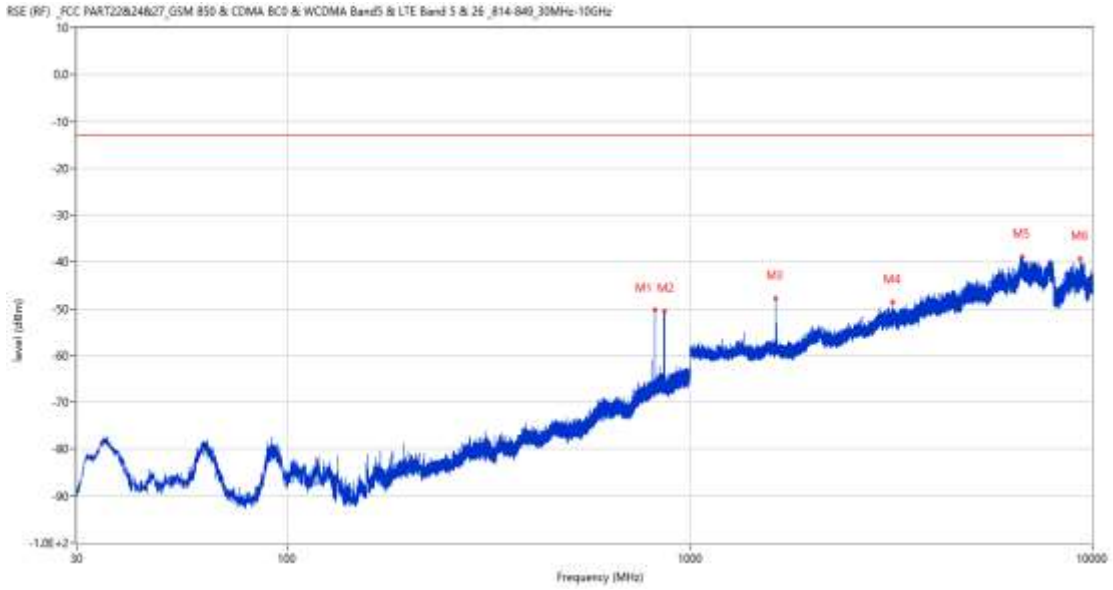
## 15.2 LTE Band 26 (Part90) BW3, Middle Channel

RSE-H&H LTE Band 26 (Part90) BW3 CH26740



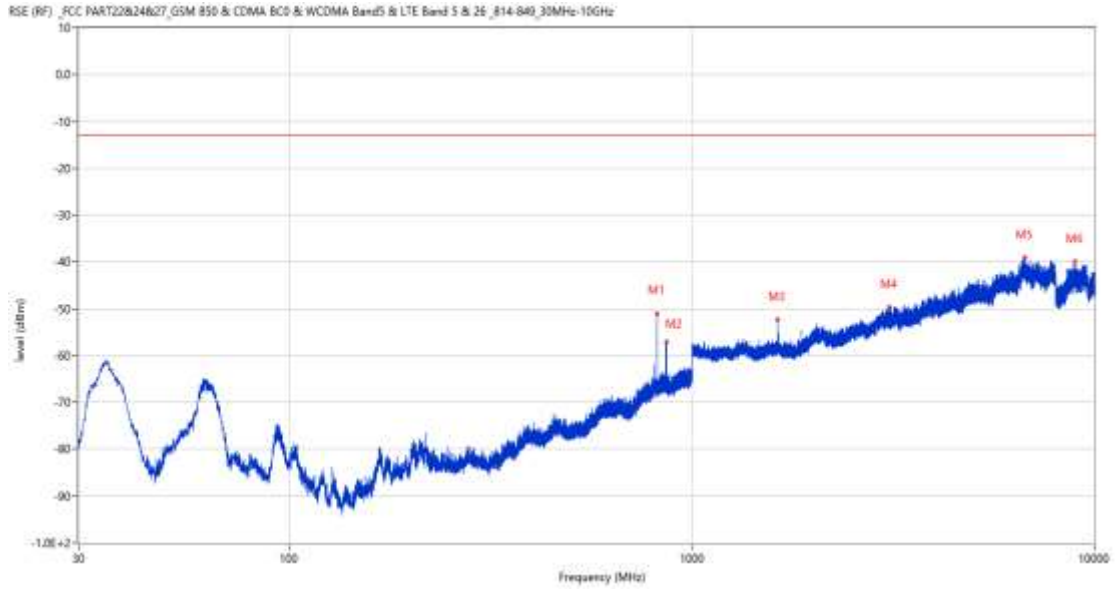
Frequency (MHz)	Result (dBm)	Factor (dB)	PK Limit (dBm)	Over Limit (dB)	Table (o)	ANT	EUT	Verdict
817.786	-56.65	4.13	-13.0	-43.65	249.00	Horizontal	Horizontal	N/A
863.860	-51.44	4.12	-13.0	-38.44	147.00	Horizontal	Horizontal	N/A
2489.300	-52.60	0.48	-13.0	-39.60	177.00	Horizontal	Horizontal	Pass
3843.750	-46.35	8.39	-13.0	-33.35	360.00	Horizontal	Horizontal	Pass
6647.750	-38.40	15.13	-13.0	-25.40	130.00	Horizontal	Horizontal	Pass
9356.500	-40.34	14.62	-13.0	-27.34	21.00	Horizontal	Horizontal	Pass

RSE-H&V LTE Band 26 (Part90) BW3 CH26740



Frequency (MHz)	Result (dBm)	Factor (dB)	PK Limit (dBm)	Over Limit (dB)	Table (o)	ANT	EUT	Verdict
817.737	-50.36	4.13	-13.0	-37.36	242.00	Horizontal	Vertical	N/A
864.248	-50.40	4.15	-13.0	-37.40	196.00	Horizontal	Vertical	N/A
1636.200	-47.79	-4.02	-13.0	-34.79	192.00	Horizontal	Vertical	Pass
3185.000	-48.66	6.36	-13.0	-35.66	360.00	Horizontal	Vertical	Pass
6694.750	-38.96	15.03	-13.0	-25.96	268.00	Horizontal	Vertical	Pass
9327.300	-39.40	15.05	-13.0	-26.40	252.00	Horizontal	Vertical	Pass

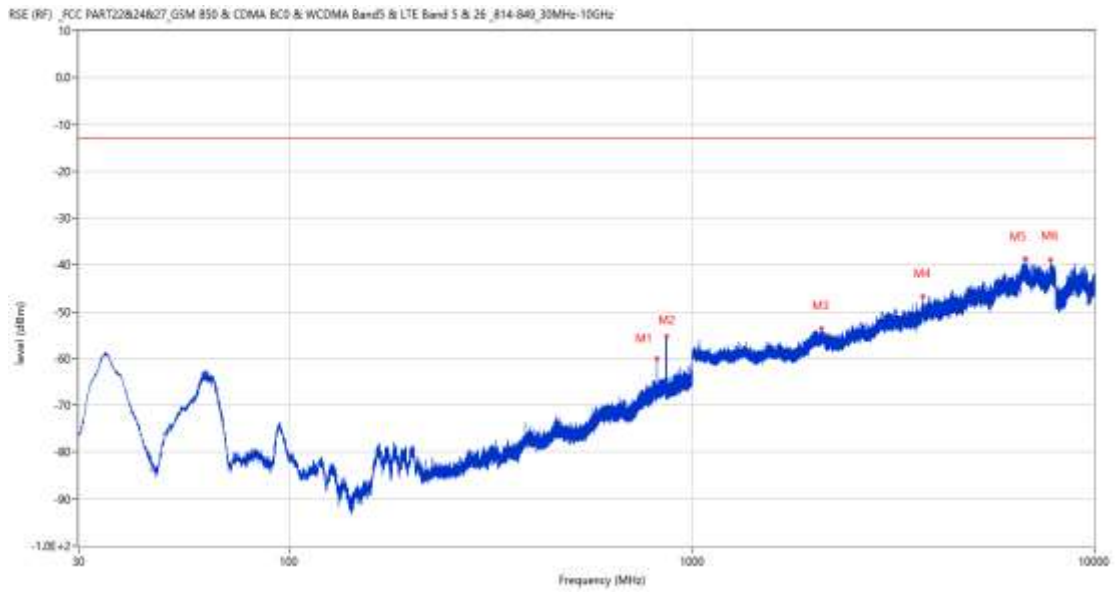
RSE-V&V LTE Band 26 (Part90) BW3 CH26740



Frequency (MHz)	Result (dBm)	Factor (dB)	PK Limit (dBm)	Over Limit (dB)	Table (o)	ANT	EUT	Verdict
817.737	-51.11	4.13	-13.0	-38.11	313.00	Vertical	Vertical	N/A
864.200	-57.21	4.14	-13.0	-44.21	263.00	Vertical	Vertical	N/A
1636.300	-52.31	-4.01	-13.0	-39.31	189.00	Vertical	Vertical	Pass
3095.500	-49.63	5.58	-13.0	-36.63	229.00	Vertical	Vertical	Pass
6719.750	-39.06	15.61	-13.0	-26.06	262.00	Vertical	Vertical	Pass
8967.599	-39.85	13.57	-13.0	-26.85	134.00	Vertical	Vertical	Pass



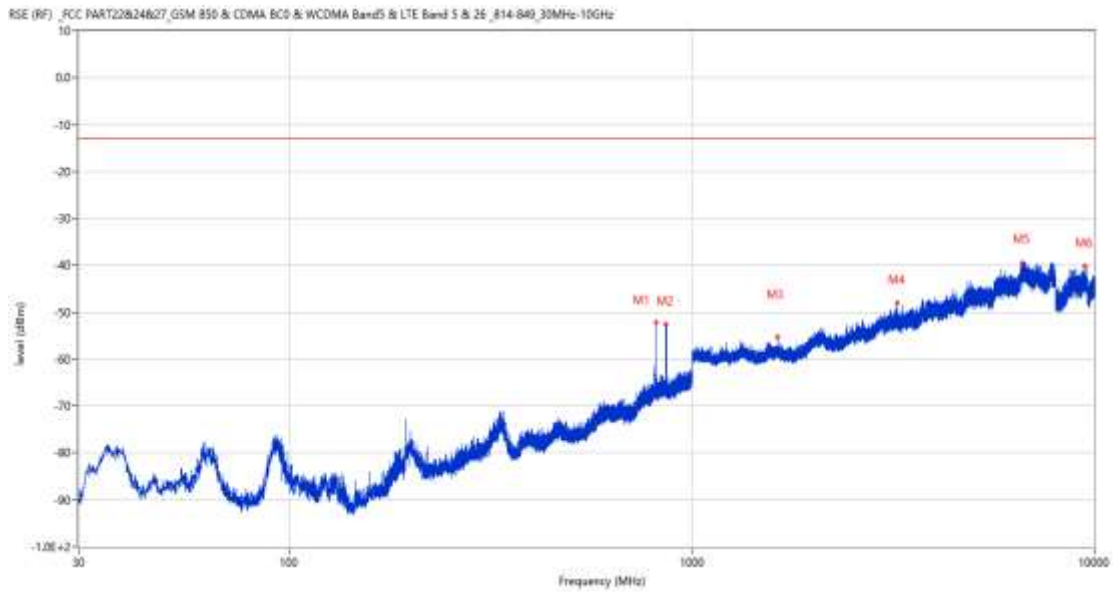
RSE-V&H LTE Band 26 (Part90) BW3 CH26740



Frequency (MHz)	Result (dBm)	Factor (dB)	PK Limit (dBm)	Over Limit (dB)	Table (o)	ANT	EUT	Verdict
817.737	-60.04	4.13	-13.0	-47.04	26.00	Vertical	Horizontal	N/A
865.218	-55.27	4.12	-13.0	-42.27	263.00	Vertical	Horizontal	N/A
2103.900	-53.66	-0.03	-13.0	-40.66	79.00	Vertical	Horizontal	Pass
3748.500	-46.72	7.79	-13.0	-33.72	62.00	Vertical	Horizontal	Pass
6715.750	-38.68	15.69	-13.0	-25.68	148.00	Vertical	Horizontal	Pass
7782.750	-38.95	15.49	-13.0	-25.95	46.00	Vertical	Horizontal	Pass

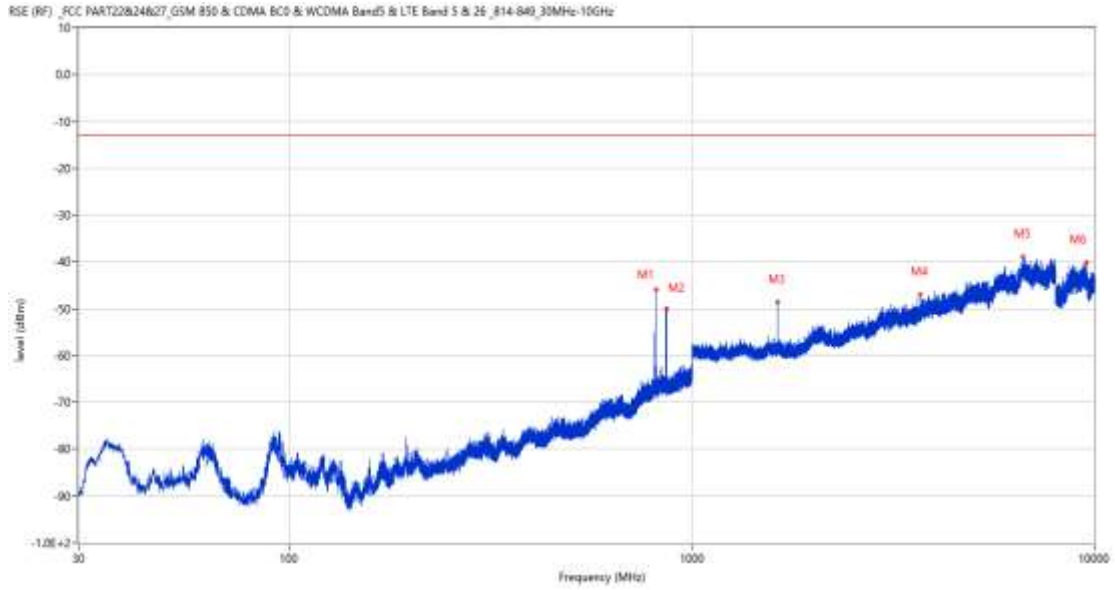
### 15.3 LTE Band 26 (Part90) BW5, Middle Channel

RSE-H&H LTE Band 26 (Part90) BW5 CH26740



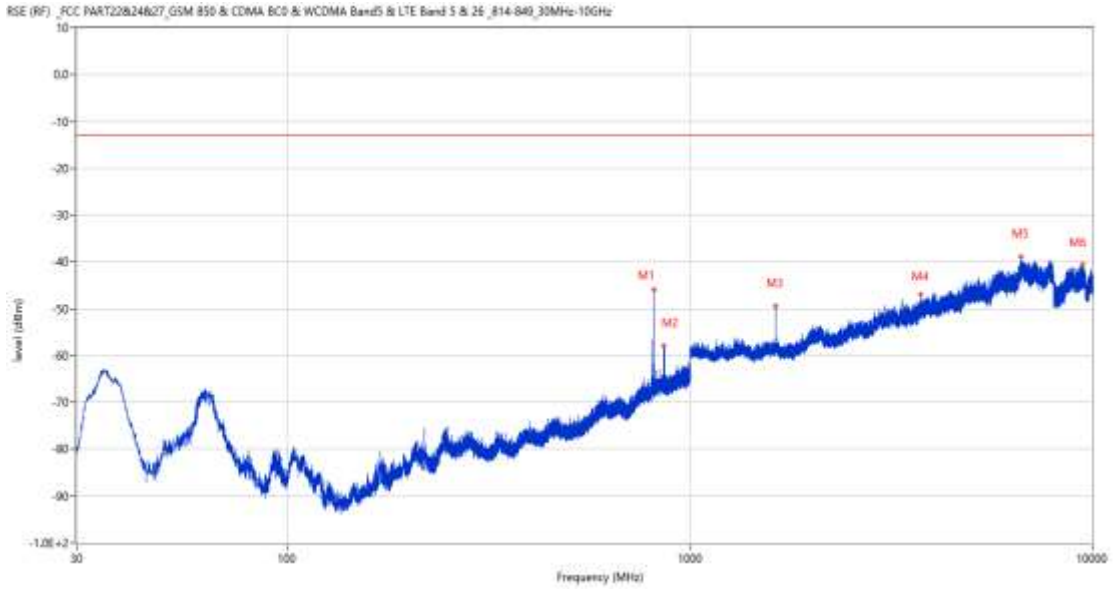
Frequency (MHz)	Result (dBm)	Factor (dB)	PK Limit (dBm)	Over Limit (dB)	Table (o)	ANT	EUT	Verdict
816.815	-52.18	4.14	-13.0	-39.18	238.00	Horizontal	Horizontal	N/A
863.715	-52.60	4.12	-13.0	-39.60	200.00	Horizontal	Horizontal	N/A
1635.000	-55.21	-4.16	-13.0	-42.21	144.00	Horizontal	Horizontal	Pass
3230.000	-47.96	6.65	-13.0	-34.96	233.00	Horizontal	Horizontal	Pass
6633.000	-39.58	14.93	-13.0	-26.58	63.00	Horizontal	Horizontal	Pass
9448.401	-40.16	14.20	-13.0	-27.16	251.00	Horizontal	Horizontal	Pass

RSE-H&V LTE Band 26 (Part90) BW5 CH26740



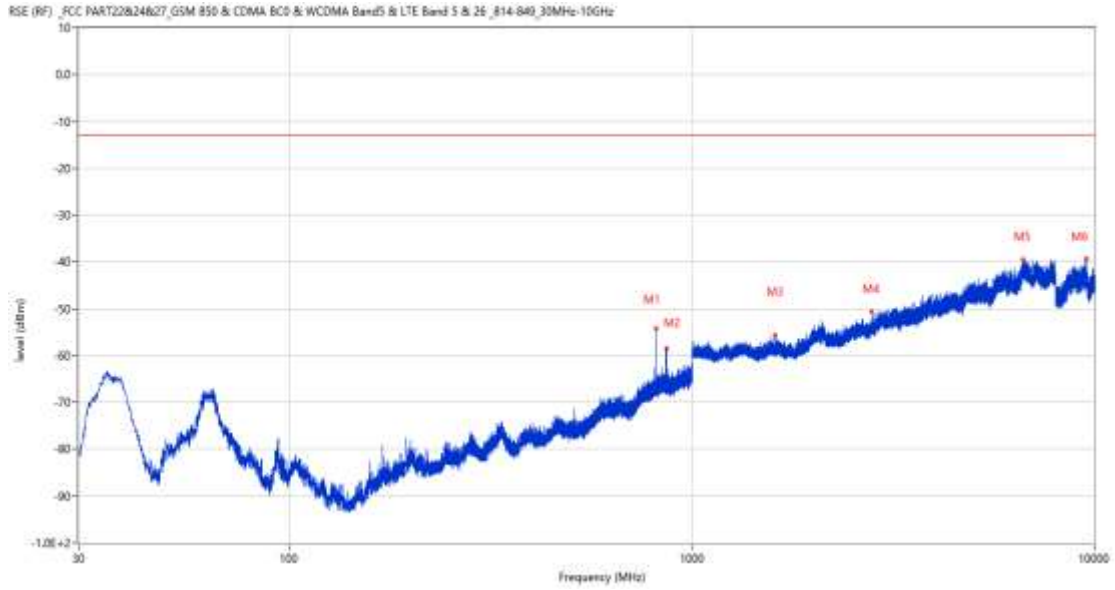
Frequency (MHz)	Result (dBm)	Factor (dB)	PK Limit (dBm)	Over Limit (dB)	Table (o)	ANT	EUT	Verdict
816.815	-46.02	4.14	-13.0	-33.02	240.00	Horizontal	Vertical	N/A
864.200	-50.15	4.14	-13.0	-37.15	207.00	Horizontal	Vertical	N/A
1634.200	-48.66	-4.13	-13.0	-35.66	320.00	Horizontal	Vertical	Pass
3699.250	-46.99	7.36	-13.0	-33.99	182.00	Horizontal	Vertical	Pass
6645.750	-38.86	15.20	-13.0	-25.86	166.00	Horizontal	Vertical	Pass
9550.300	-40.10	14.04	-13.0	-27.10	80.00	Horizontal	Vertical	Pass

RSE-V&V LTE Band 26 (Part90) BW5 CH26740



Frequency (MHz)	Result (dBm)	Factor (dB)	PK Limit (dBm)	Over Limit (dB)	Table (o)	ANT	EUT	Verdict
816.815	-45.96	4.14	-13.0	-32.96	316.00	Vertical	Vertical	N/A
862.308	-57.90	4.25	-13.0	-44.90	264.00	Vertical	Vertical	N/A
1634.300	-49.54	-4.15	-13.0	-36.54	118.00	Vertical	Vertical	Pass
3738.000	-46.97	7.33	-13.0	-33.97	1.00	Vertical	Vertical	Pass
6645.250	-38.88	15.15	-13.0	-25.88	202.00	Vertical	Vertical	Pass
9444.700	-40.49	14.14	-13.0	-27.49	360.00	Vertical	Vertical	Pass

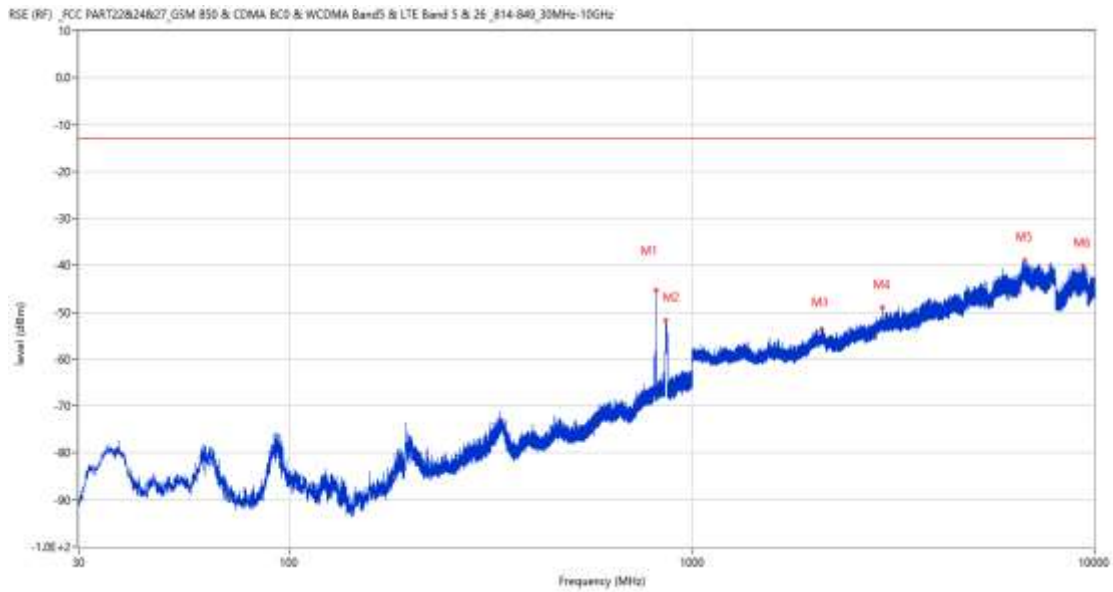
RSE-V&H LTE Band 26 (Part90) BW5 CH26740



Frequency (MHz)	Result (dBm)	Factor (dB)	PK Limit (dBm)	Over Limit (dB)	Table (o)	ANT	EUT	Verdict
816.767	-54.26	4.14	-13.0	-41.26	27.00	Vertical	Horizontal	N/A
865.994	-58.63	4.14	-13.0	-45.63	260.00	Vertical	Horizontal	N/A
1612.500	-55.58	-4.02	-13.0	-42.58	215.00	Vertical	Horizontal	Pass
2802.700	-50.73	1.88	-13.0	-37.73	360.00	Vertical	Horizontal	Pass
6646.500	-39.45	15.26	-13.0	-26.45	49.00	Vertical	Horizontal	Pass
9565.500	-39.37	13.47	-13.0	-26.37	274.00	Vertical	Horizontal	Pass

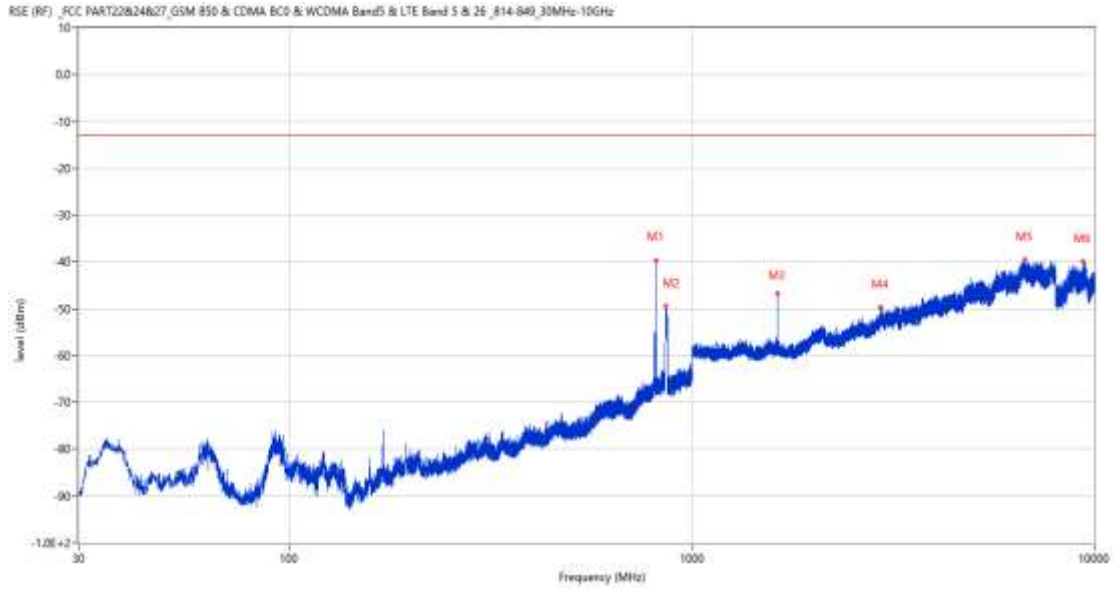
### 15.4 LTE Band 26 (Part90) BW10, Middle Channel

RSE-H&H LTE Band 26 (Part90) BW10 CH26740



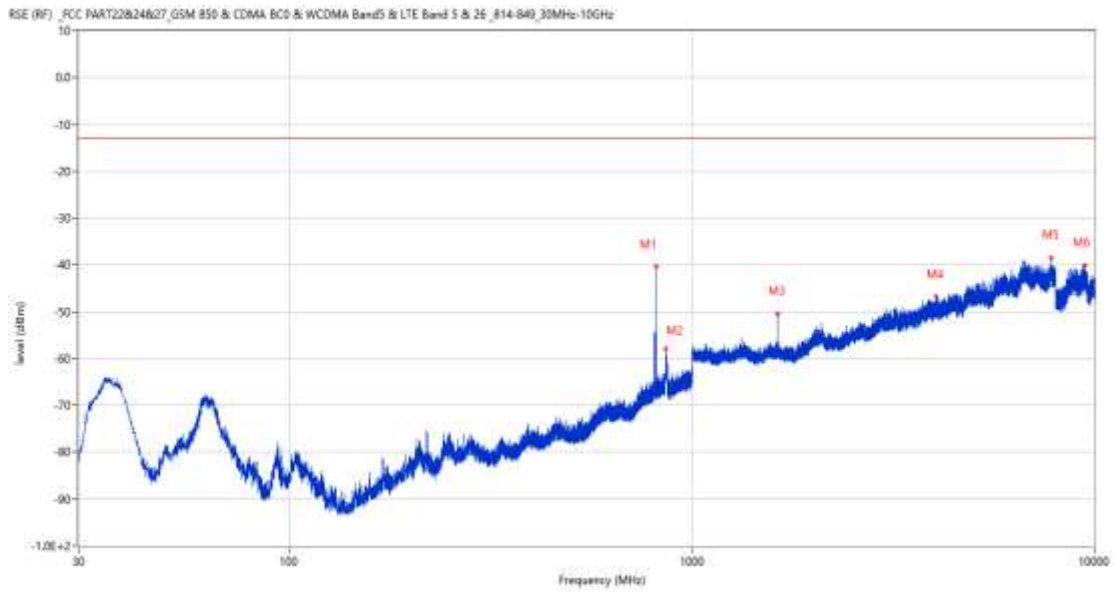
Frequency (MHz)	Result (dBm)	Factor (dB)	PK Limit (dBm)	Over Limit (dB)	Table (o)	ANT	EUT	Verdict
814.633	-45.32	4.16	-13.0	-32.32	245.00	Horizontal	Horizontal	N/A
860.320	-51.79	4.25	-13.0	-38.79	200.00	Horizontal	Horizontal	N/A
2102.100	-53.51	-0.05	-13.0	-40.51	295.00	Horizontal	Horizontal	Pass
2967.500	-49.12	4.49	-13.0	-36.12	231.00	Horizontal	Horizontal	Pass
6724.500	-38.91	15.59	-13.0	-25.91	12.00	Horizontal	Horizontal	Pass
9354.700	-40.06	14.67	-13.0	-27.06	89.00	Horizontal	Horizontal	Pass

RSE-H&V LTE Band 26 (Part90) BW10 CH26740



Frequency (MHz)	Result (dBm)	Factor (dB)	PK Limit (dBm)	Over Limit (dB)	Table (o)	ANT	EUT	Verdict
814.584	-39.81	4.16	-13.0	-26.81	262.00	Horizontal	Vertical	N/A
860.369	-49.48	4.26	-13.0	-36.48	213.00	Horizontal	Vertical	N/A
1629.900	-46.76	-4.08	-13.0	-33.76	321.00	Horizontal	Vertical	Pass
2943.300	-49.73	3.59	-13.0	-36.73	321.00	Horizontal	Vertical	Pass
6707.000	-39.60	15.62	-13.0	-26.60	251.00	Horizontal	Vertical	Pass
9357.000	-39.98	14.61	-13.0	-26.98	27.00	Horizontal	Vertical	Pass

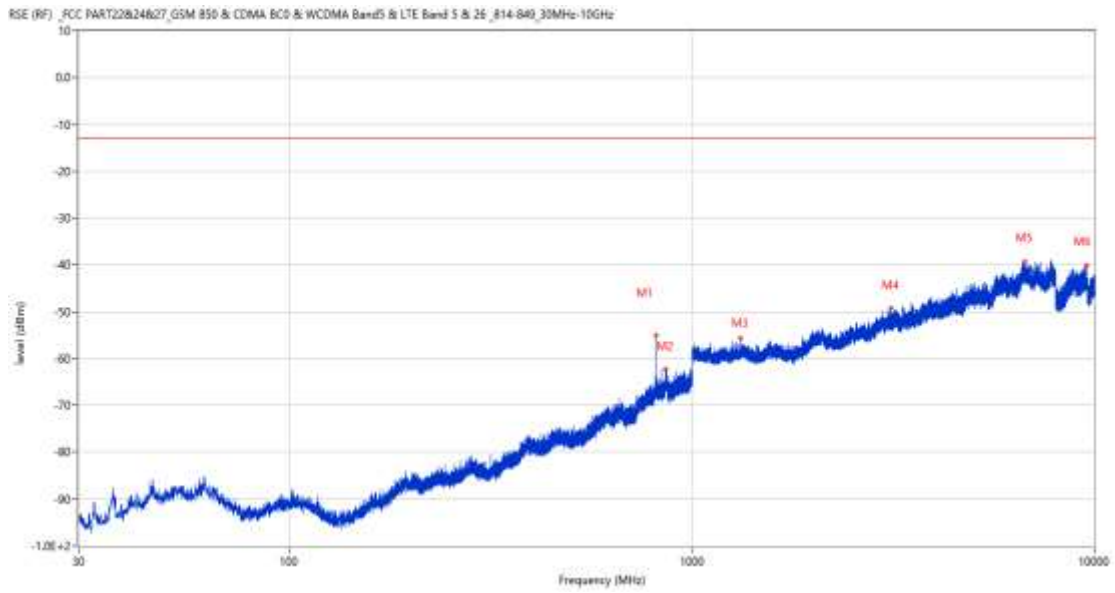
RSE-V&V LTE Band 26 (Part90) BW10 CH26740



Frequency (MHz)	Result (dBm)	Factor (dB)	PK Limit (dBm)	Over Limit (dB)	Table (o)	ANT	EUT	Verdict
814.633	-40.43	4.16	-13.0	-27.43	302.00	Vertical	Vertical	N/A
860.514	-57.96	4.29	-13.0	-44.96	276.00	Vertical	Vertical	N/A
1629.900	-50.47	-4.08	-13.0	-37.47	189.00	Vertical	Vertical	Pass
4048.750	-46.81	9.29	-13.0	-33.81	98.00	Vertical	Vertical	Pass
7812.250	-38.44	16.35	-13.0	-25.44	12.00	Vertical	Vertical	Pass
9456.600	-40.20	14.01	-13.0	-27.20	250.00	Vertical	Vertical	Pass



RSE-V&H LTE Band 26 (Part90) BW10 CH26740

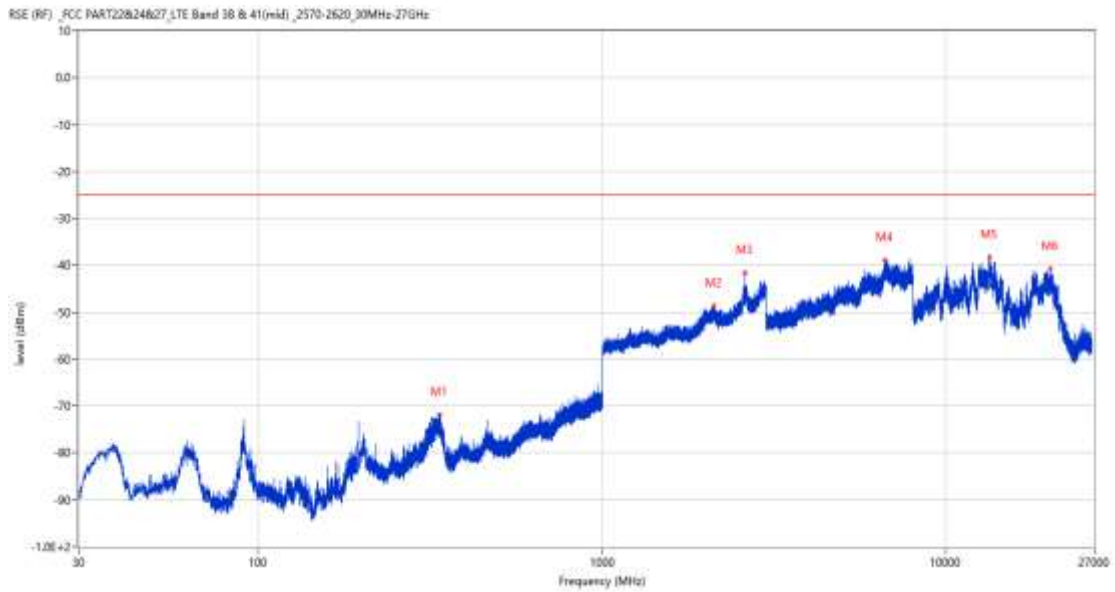


Frequency (MHz)	Result (dBm)	Factor (dB)	PK Limit (dBm)	Over Limit (dB)	Table (o)	ANT	EUT	Verdict
814.584	-54.96	4.16	-13.0	-41.96	19.00	Vertical	Horizontal	N/A
861.775	-62.34	4.25	-13.0	-49.34	265.00	Vertical	Horizontal	N/A
1323.000	-55.67	-4.02	-13.0	-42.67	39.00	Vertical	Horizontal	Pass
3120.500	-49.31	5.85	-13.0	-36.31	303.00	Vertical	Horizontal	Pass
6707.000	-39.26	15.62	-13.0	-26.26	199.00	Vertical	Horizontal	Pass
9553.000	-40.23	13.94	-13.0	-27.23	108.00	Vertical	Horizontal	Pass

16 LTE Band 38

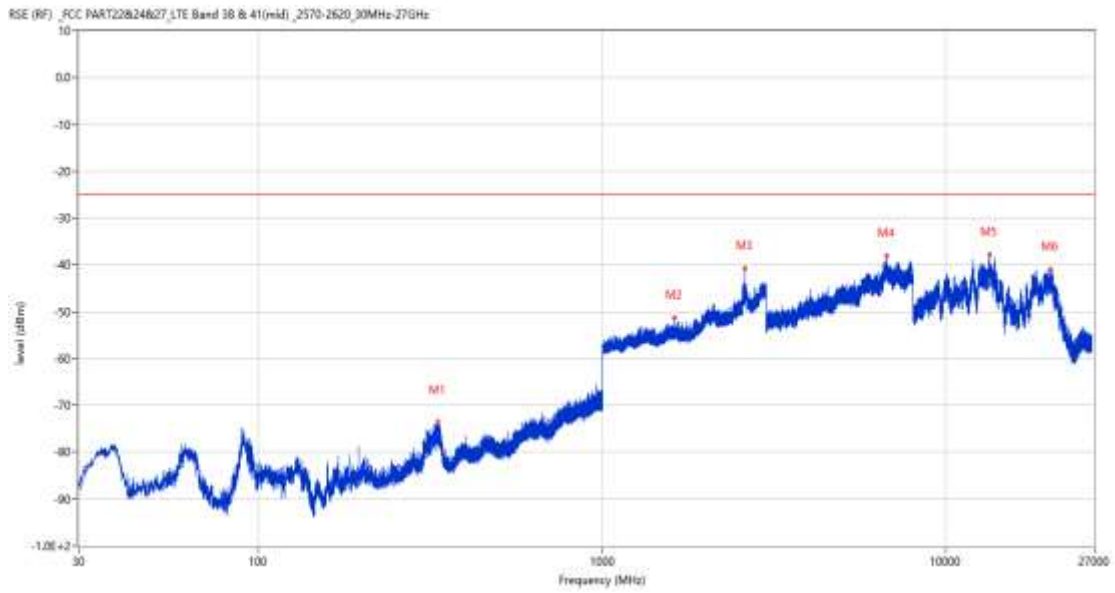
16.1 LTE Band 38 BW5, Middle Channel

RSE-H&H LTE Band 38 BW5 CH38000



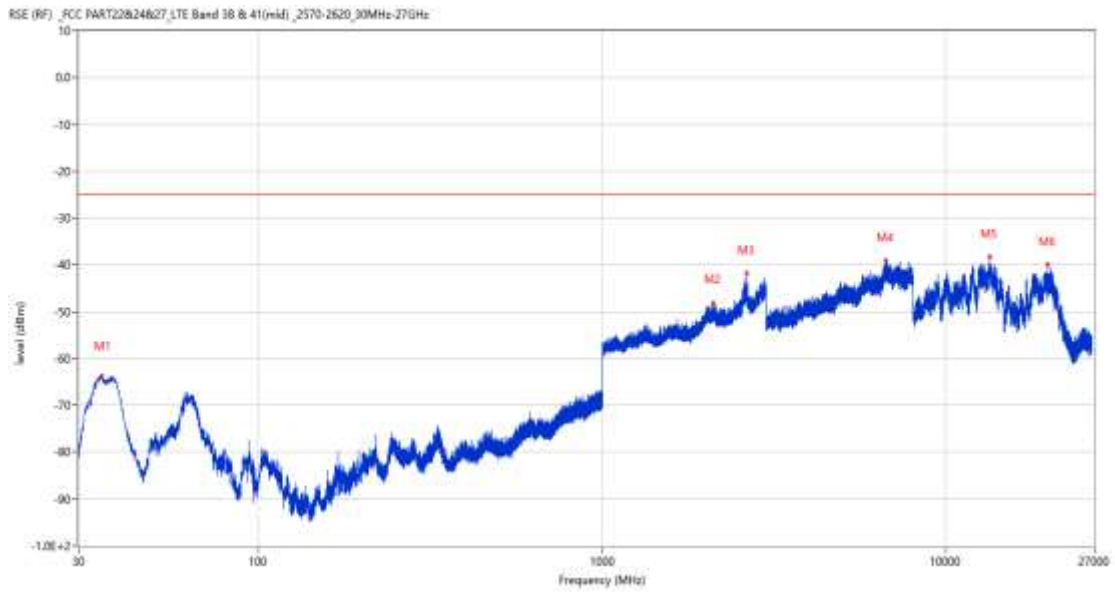
Frequency (MHz)	Result (dBm)	Factor (dB)	PK Limit (dBm)	Over Limit (dB)	Table (o)	ANT	EUT	Verdict
337.054	-71.81	-13.40	-25.0	-46.81	281.00	Horizontal	Horizontal	Pass
2111.900	-48.63	4.78	-25.0	-23.63	11.00	Horizontal	Horizontal	Pass
2593.500	-41.57	9.60	-25.0	-16.57	334.00	Horizontal	Horizontal	N/A
6655.000	-38.96	14.97	-25.0	-13.96	176.00	Horizontal	Horizontal	Pass
13408.088	-38.30	16.83	-25.0	-13.30	178.00	Horizontal	Horizontal	Pass
20057.426	-40.78	12.95	-25.0	-15.78	15.00	Horizontal	Horizontal	Pass

RSE-H&V LTE Band 38 BW5 CH38000



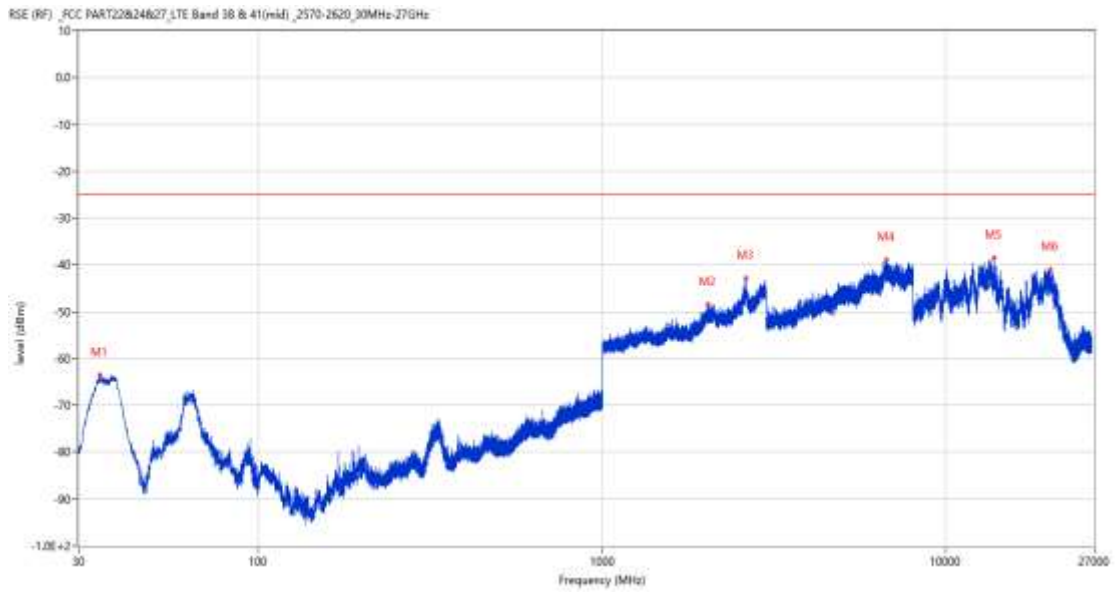
Frequency (MHz)	Result (dBm)	Factor (dB)	PK Limit (dBm)	Over Limit (dB)	Table (o)	ANT	EUT	Verdict
331.913	-73.43	-14.30	-25.0	-48.43	301.00	Horizontal	Vertical	Pass
1627.300	-51.28	0.31	-25.0	-26.28	360.00	Horizontal	Vertical	Pass
2593.700	-40.79	9.60	-25.0	-15.79	182.00	Horizontal	Vertical	N/A
6714.000	-38.00	15.68	-25.0	-13.00	10.00	Horizontal	Vertical	Pass
13381.576	-37.91	16.84	-25.0	-12.91	82.00	Horizontal	Vertical	Pass
20086.749	-40.94	12.96	-25.0	-15.94	281.00	Horizontal	Vertical	Pass

RSE-V&V LTE Band 38 BW5 CH38000



Frequency (MHz)	Result (dBm)	Factor (dB)	PK Limit (dBm)	Over Limit (dB)	Table (o)	ANT	EUT	Verdict
34.947	-63.81	-22.97	-25.0	-38.81	265.00	Vertical	Vertical	Pass
2098.200	-48.29	4.54	-25.0	-23.29	287.00	Vertical	Vertical	Pass
2625.500	-41.72	10.10	-25.0	-16.72	240.00	Vertical	Vertical	Pass
6683.750	-39.12	14.62	-25.0	-14.12	277.00	Vertical	Vertical	Pass
13374.488	-38.24	16.77	-25.0	-13.24	321.00	Vertical	Vertical	Pass
19787.551	-39.86	12.94	-25.0	-14.86	2.00	Vertical	Vertical	Pass

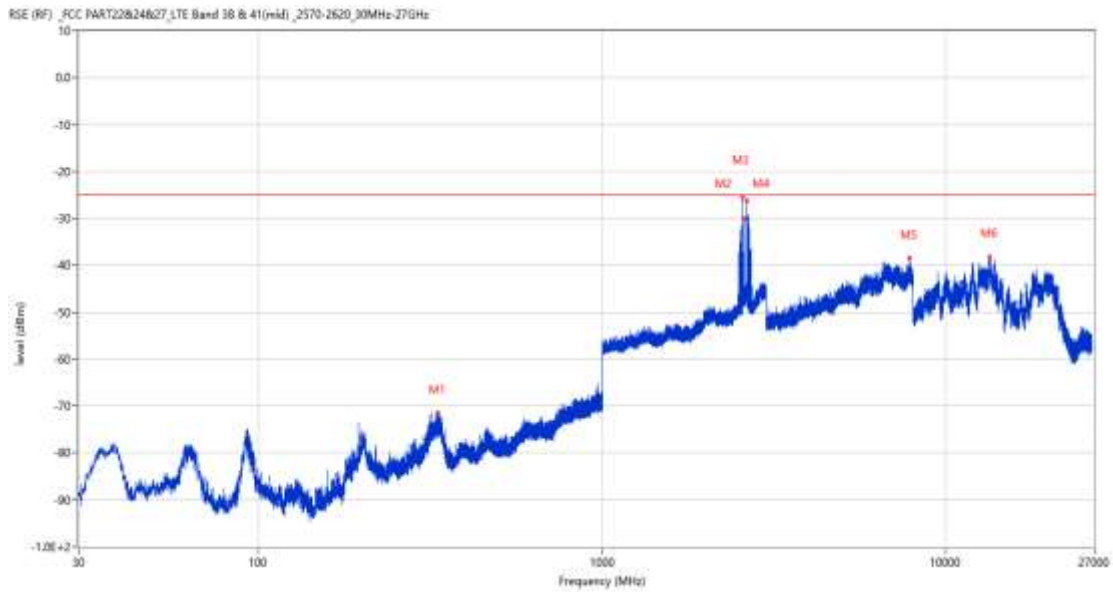
RSE-V&H LTE Band 38 BW5 CH38000



Frequency (MHz)	Result (dBm)	Factor (dB)	PK Limit (dBm)	Over Limit (dB)	Table (o)	ANT	EUT	Verdict
34.608	-63.62	-23.04	-25.0	-38.62	301.00	Vertical	Horizontal	Pass
2033.100	-48.35	3.73	-25.0	-23.35	12.00	Vertical	Horizontal	Pass
2613.600	-42.90	9.94	-25.0	-17.90	317.00	Vertical	Horizontal	Pass
6709.250	-38.92	15.62	-25.0	-13.92	76.00	Vertical	Horizontal	Pass
13807.875	-38.48	16.83	-25.0	-13.48	149.00	Vertical	Horizontal	Pass
20075.276	-41.00	12.96	-25.0	-16.00	229.00	Vertical	Horizontal	Pass

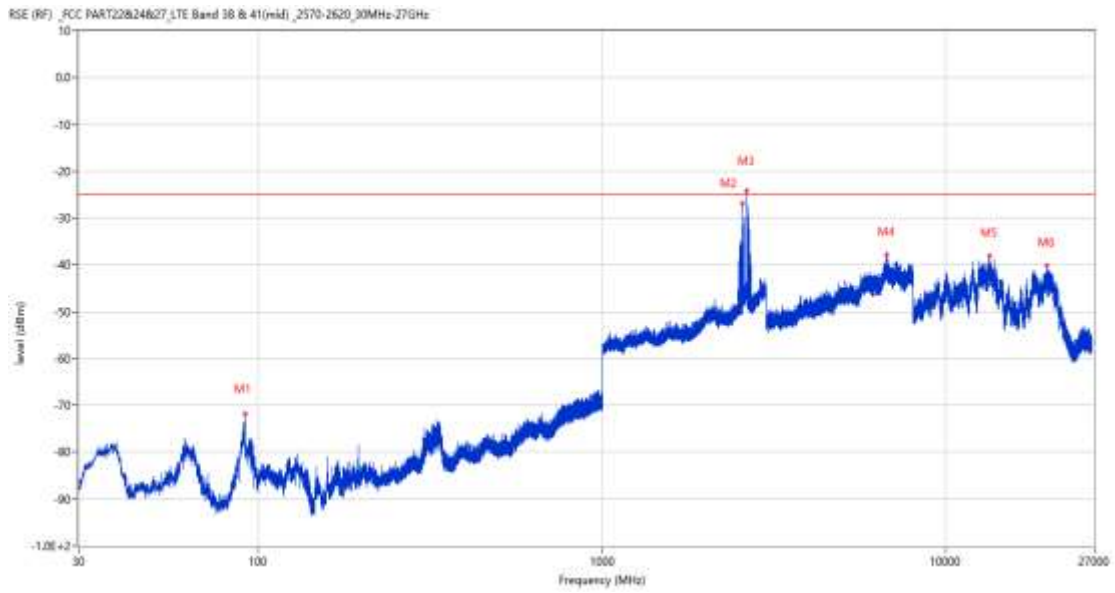
## 16.2 LTE Band 38 BW10, Middle Channel

RSE-H&H LTE Band 38 BW10 CH38000



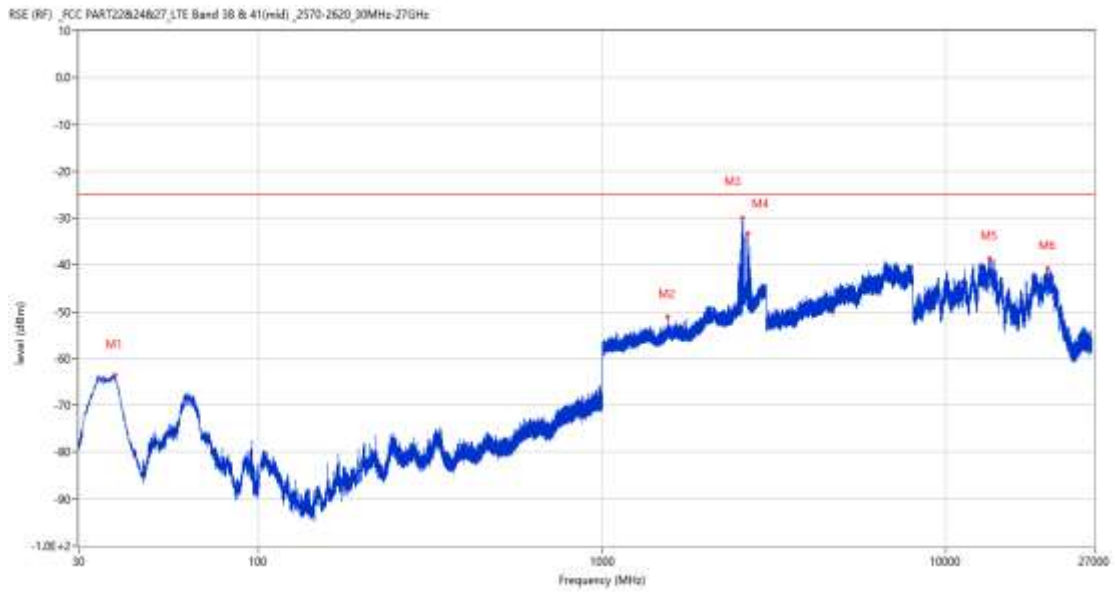
Frequency (MHz)	Result (dBm)	Factor (dB)	PK Limit (dBm)	Over Limit (dB)	Table (o)	ANT	EUT	Verdict
331.961	-71.35	-14.30	-25.0	-46.35	88.00	Horizontal	Horizontal	Pass
2557.400	-25.47	7.74	-25.0	-0.47	68.00	Horizontal	Horizontal	N/A
2591.300	-30.05	9.55	-25.0	-5.05	354.00	Horizontal	Horizontal	N/A
2638.800	-26.21	8.23	-25.0	-1.21	2.00	Horizontal	Horizontal	N/A
7821.750	-38.52	16.19	-25.0	-13.52	320.00	Horizontal	Horizontal	Pass
13356.375	-38.27	16.60	-25.0	-13.27	250.00	Horizontal	Horizontal	Pass

RSE-H&V LTE Band 38 BW10 CH38000



Frequency (MHz)	Result (dBm)	Factor (dB)	PK Limit (dBm)	Over Limit (dB)	Table (o)	ANT	EUT	Verdict
91.159	-71.74	-19.95	-25.0	-46.74	171.00	Horizontal	Vertical	Pass
2559.800	-26.97	8.58	-25.0	-1.97	1.00	Horizontal	Vertical	N/A
2628.000	-24.26	8.63	-25.0	0.74	188.00	Horizontal	Vertical	N/A
6706.750	-37.92	15.60	-25.0	-12.92	287.00	Horizontal	Vertical	Pass
13389.712	-38.04	16.91	-25.0	-13.04	149.00	Horizontal	Vertical	Pass
19655.375	-40.10	12.93	-25.0	-15.10	72.00	Horizontal	Vertical	Pass

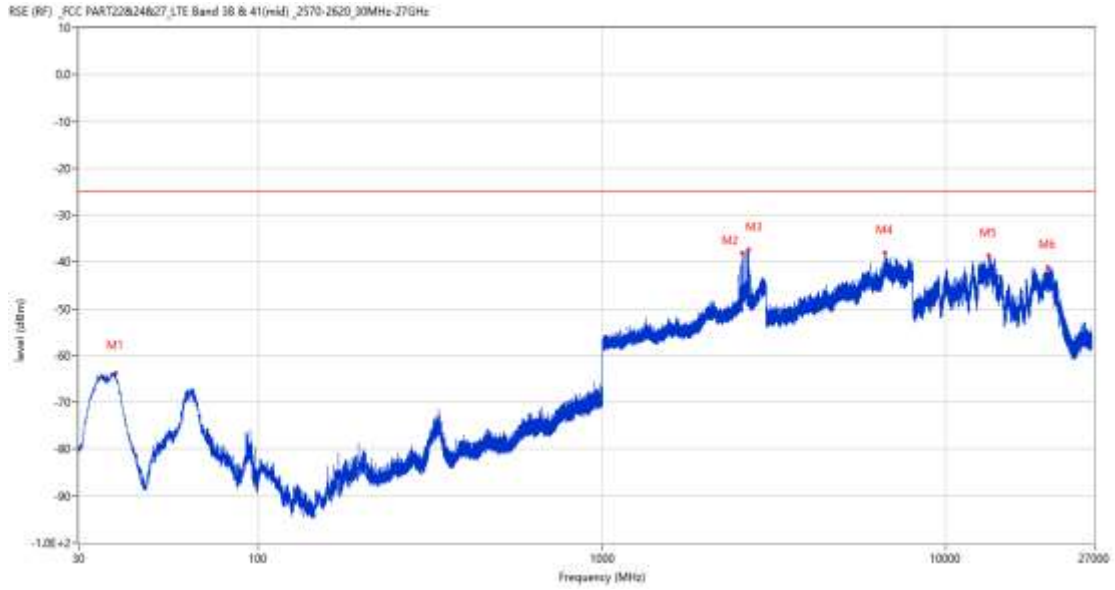
RSE-V&V LTE Band 38 BW10 CH38000



Frequency (MHz)	Result (dBm)	Factor (dB)	PK Limit (dBm)	Over Limit (dB)	Table (o)	ANT	EUT	Verdict
38.099	-63.59	-21.18	-25.0	-38.59	283.00	Vertical	Vertical	Pass
1547.200	-51.08	0.15	-25.0	-26.08	337.00	Vertical	Vertical	Pass
2554.400	-30.06	7.23	-25.0	-5.06	107.00	Vertical	Vertical	N/A
2643.600	-33.39	9.09	-25.0	-8.39	60.00	Vertical	Vertical	N/A
13360.312	-38.73	16.64	-25.0	-13.73	4.00	Vertical	Vertical	Pass
19766.725	-40.76	12.94	-25.0	-15.76	289.00	Vertical	Vertical	Pass



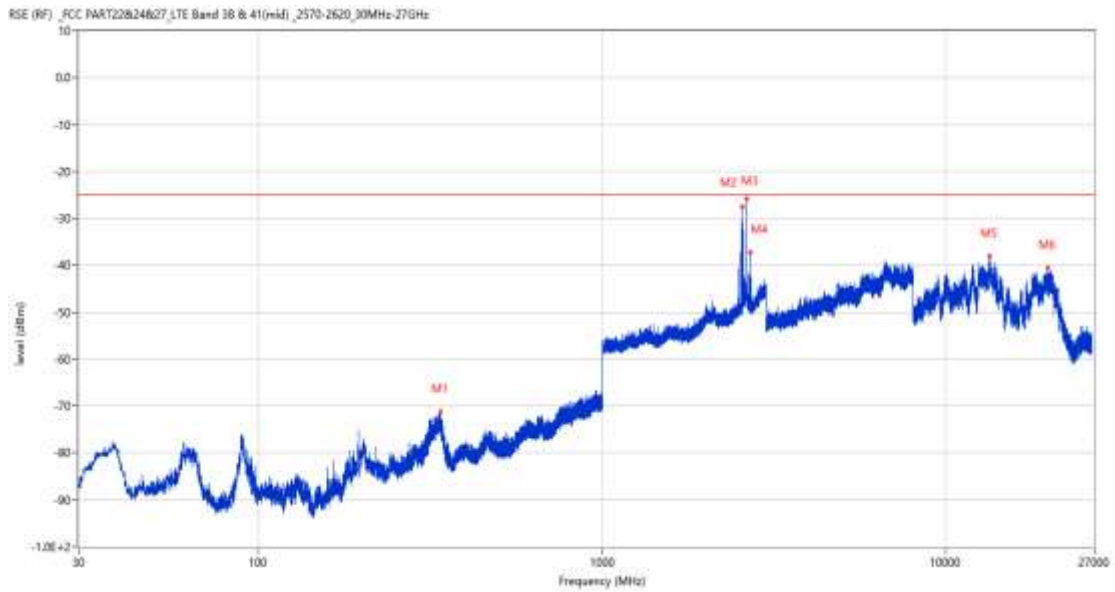
RSE-V&H LTE Band 38 BW10 CH38000



Frequency (MHz)	Result (dBm)	Factor (dB)	PK Limit (dBm)	Over Limit (dB)	Table (o)	ANT	EUT	Verdict
38.439	-63.83	-20.80	-25.0	-38.83	325.00	Vertical	Horizontal	Pass
2557.700	-38.05	7.95	-25.0	-13.05	292.00	Vertical	Horizontal	Pass
2654.700	-37.48	8.33	-25.0	-12.48	98.00	Vertical	Horizontal	Pass
6657.000	-38.07	14.96	-25.0	-13.07	264.00	Vertical	Horizontal	Pass
13332.225	-38.59	15.84	-25.0	-13.59	344.00	Vertical	Horizontal	Pass
19779.899	-41.16	12.94	-25.0	-16.16	183.00	Vertical	Horizontal	Pass

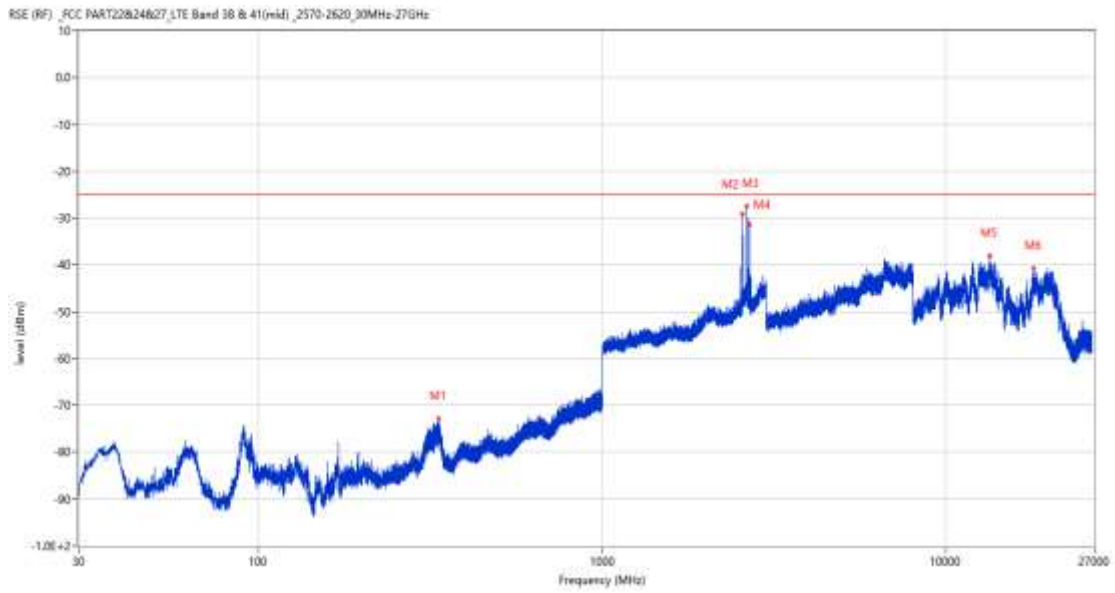
### 16.3 LTE Band 38 BW15, Middle Channel

RSE-H&H LTE Band 38 BW15 CH38000



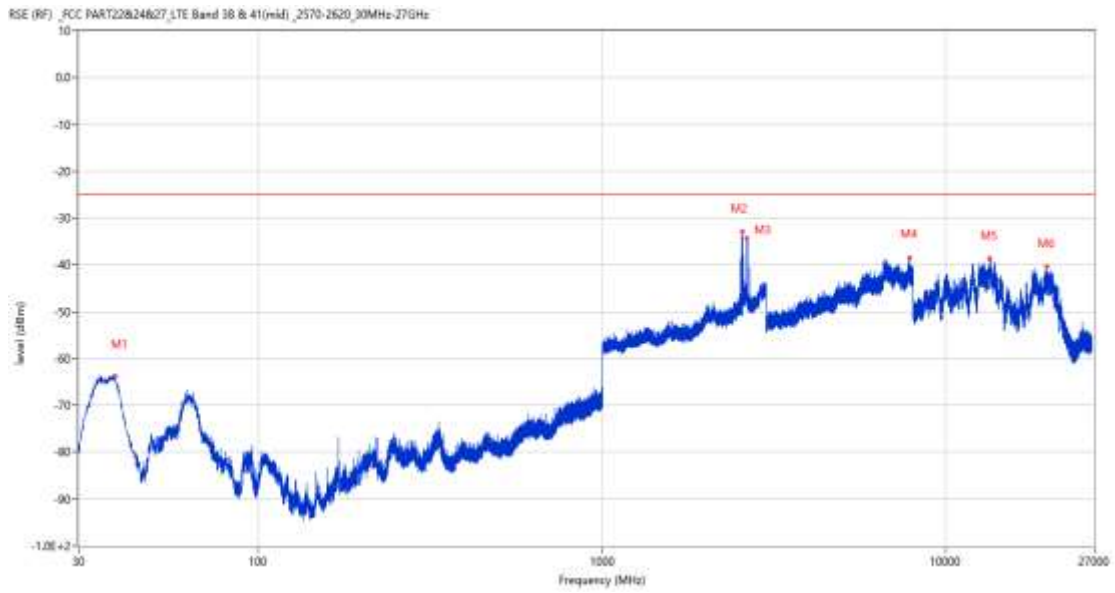
Frequency (MHz)	Result (dBm)	Factor (dB)	PK Limit (dBm)	Over Limit (dB)	Table (o)	ANT	EUT	Verdict
337.345	-71.19	-13.42	-25.0	-46.19	274.00	Horizontal	Horizontal	Pass
2550.200	-27.54	6.78	-25.0	-2.54	39.00	Horizontal	Horizontal	N/A
2638.300	-25.91	8.27	-25.0	-0.91	2.00	Horizontal	Horizontal	N/A
2693.200	-37.32	7.03	-25.0	-12.32	2.00	Horizontal	Horizontal	Pass
13399.950	-38.12	17.01	-25.0	-13.12	345.00	Horizontal	Horizontal	Pass
19756.100	-40.63	12.94	-25.0	-15.63	1.00	Horizontal	Horizontal	Pass

RSE-H&V LTE Band 38 BW15 CH38000



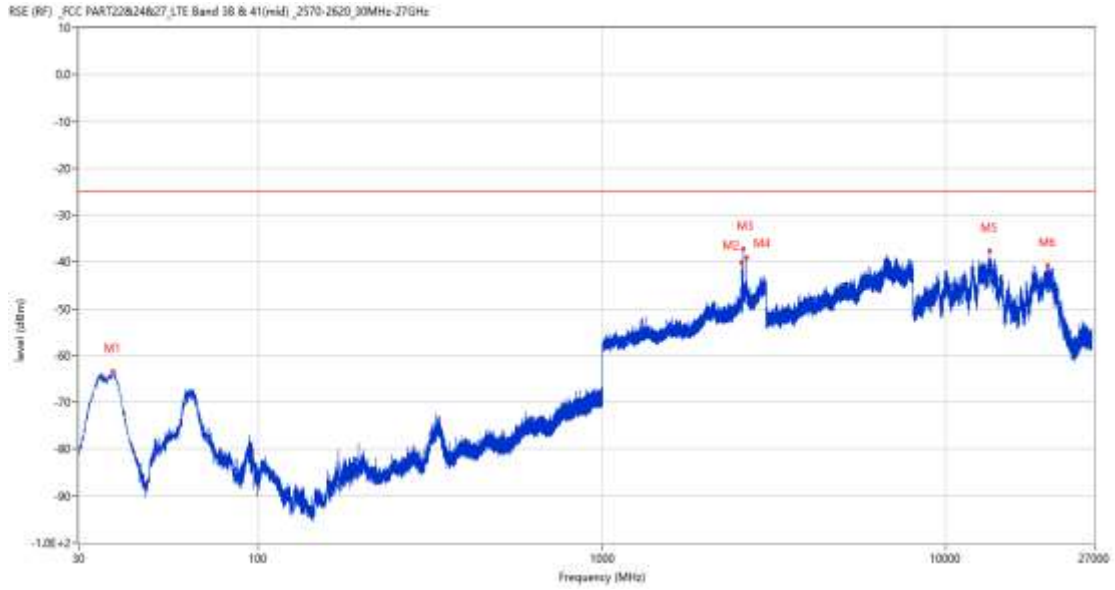
Frequency (MHz)	Result (dBm)	Factor (dB)	PK Limit (dBm)	Over Limit (dB)	Table (o)	ANT	EUT	Verdict
333.998	-72.88	-13.94	-25.0	-47.88	310.00	Horizontal	Vertical	Pass
2555.800	-29.14	7.31	-25.0	-4.14	327.00	Horizontal	Vertical	N/A
2630.900	-27.53	8.20	-25.0	-2.53	164.00	Horizontal	Vertical	N/A
2677.500	-31.47	7.88	-25.0	-6.47	183.00	Horizontal	Vertical	N/A
13386.037	-38.10	16.88	-25.0	-13.10	9.00	Horizontal	Vertical	Pass
17931.749	-40.83	13.65	-25.0	-15.83	360.00	Horizontal	Vertical	Pass

RSE-V&V LTE Band 38 BW15 CH38000



Frequency (MHz)	Result (dBm)	Factor (dB)	PK Limit (dBm)	Over Limit (dB)	Table (o)	ANT	EUT	Verdict
38.099	-63.78	-21.18	-25.0	-38.78	275.00	Vertical	Vertical	Pass
2558.900	-32.83	8.35	-25.0	-7.83	360.00	Vertical	Vertical	N/A
2626.600	-34.39	9.14	-25.0	-9.39	60.00	Vertical	Vertical	N/A
7811.250	-38.55	16.33	-25.0	-13.55	151.00	Vertical	Vertical	Pass
13376.326	-38.70	16.79	-25.0	-13.70	247.00	Vertical	Vertical	Pass
19693.625	-40.41	12.94	-25.0	-15.41	140.00	Vertical	Vertical	Pass

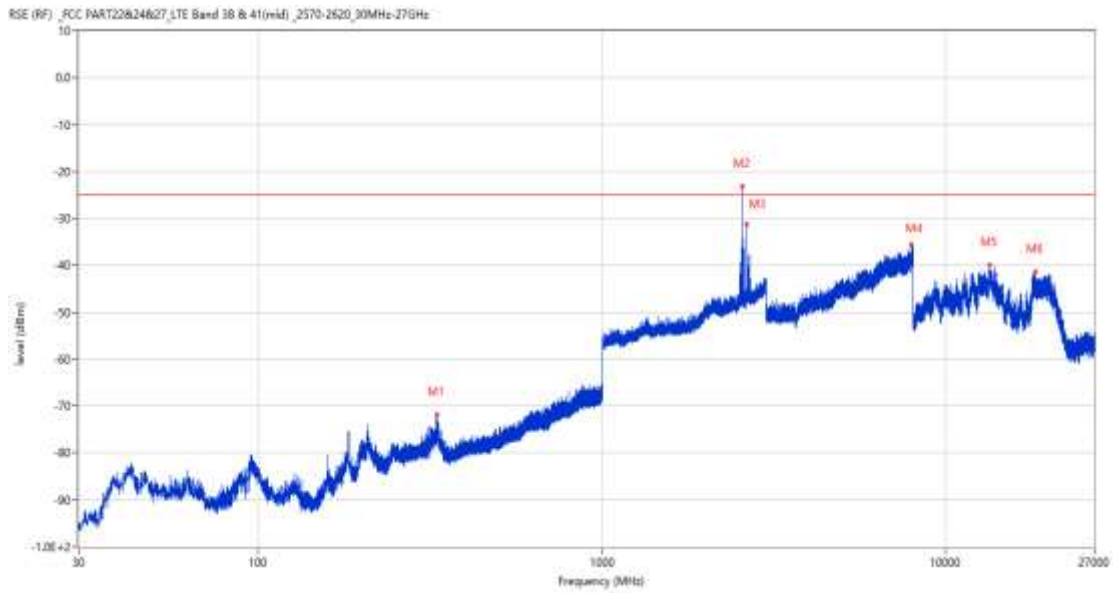
RSE-V&H LTE Band 38 BW15 CH38000



Frequency (MHz)	Result (dBm)	Factor (dB)	PK Limit (dBm)	Over Limit (dB)	Table (o)	ANT	EUT	Verdict
37.809	-63.44	-21.45	-25.0	-38.44	323.00	Vertical	Horizontal	Pass
2540.600	-40.18	6.64	-25.0	-15.18	231.00	Vertical	Horizontal	Pass
2562.600	-37.28	8.86	-25.0	-12.28	201.00	Vertical	Horizontal	N/A
2631.900	-39.18	8.14	-25.0	-14.18	11.00	Vertical	Horizontal	N/A
13352.963	-37.69	16.57	-25.0	-12.69	224.00	Vertical	Horizontal	Pass
19790.524	-40.78	12.94	-25.0	-15.78	329.00	Vertical	Horizontal	Pass

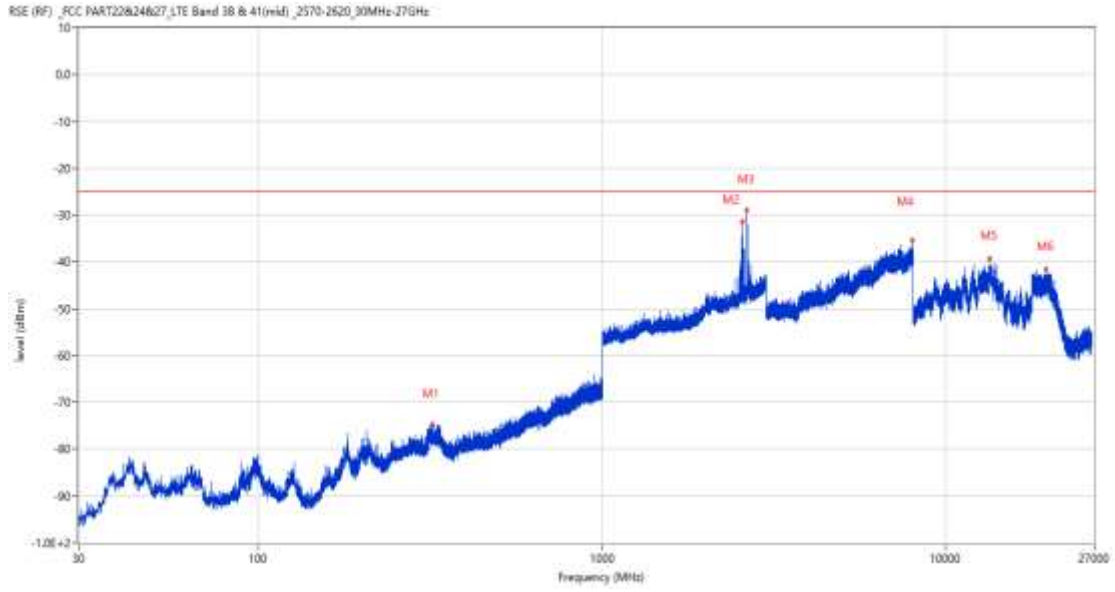
### 16.4 LTE Band 38 BW20, Middle Channel

RSE-H&H LTE Band 38 BW20 CH38000



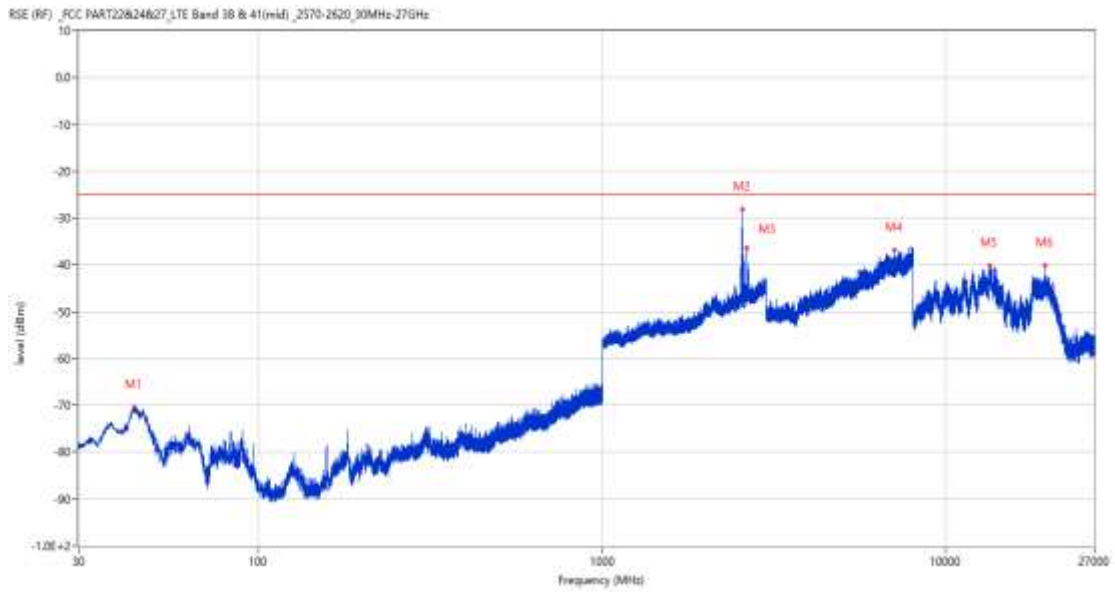
Frequency (MHz)	Result (dBm)	Factor (dB)	PK Limit (dBm)	Over Limit (dB)	Table (o)	ANT	EUT	Verdict
329.924	-71.93	-10.62	-25.0	-46.93	247.00	Horizontal	Horizontal	Pass
2560.200	-23.24	8.25	-25.0	1.76	121.00	Horizontal	Horizontal	N/A
2630.500	-31.25	9.02	-25.0	-6.25	339.00	Horizontal	Horizontal	N/A
7940.500	-35.61	18.98	-25.0	-10.61	219.00	Horizontal	Horizontal	Pass
13386.825	-39.97	16.89	-25.0	-14.97	360.00	Horizontal	Horizontal	Pass
18158.399	-41.42	12.86	-25.0	-16.42	253.00	Horizontal	Horizontal	Pass

RSE-H&V LTE Band 38 BW20 CH38000



Frequency (MHz)	Result (dBm)	Factor (dB)	PK Limit (dBm)	Over Limit (dB)	Table (o)	ANT	EUT	Verdict
321.340	-74.79	-11.24	-25.0	-49.79	217.00	Horizontal	Vertical	Pass
2553.000	-31.48	8.35	-25.0	-6.48	241.00	Horizontal	Vertical	N/A
2630.400	-28.98	9.01	-25.0	-3.98	185.00	Horizontal	Vertical	N/A
7951.000	-35.34	18.61	-25.0	-10.34	52.00	Horizontal	Vertical	Pass
13396.799	-39.38	16.98	-25.0	-14.38	344.00	Horizontal	Vertical	Pass
19502.801	-41.67	12.93	-25.0	-16.67	360.00	Horizontal	Vertical	Pass

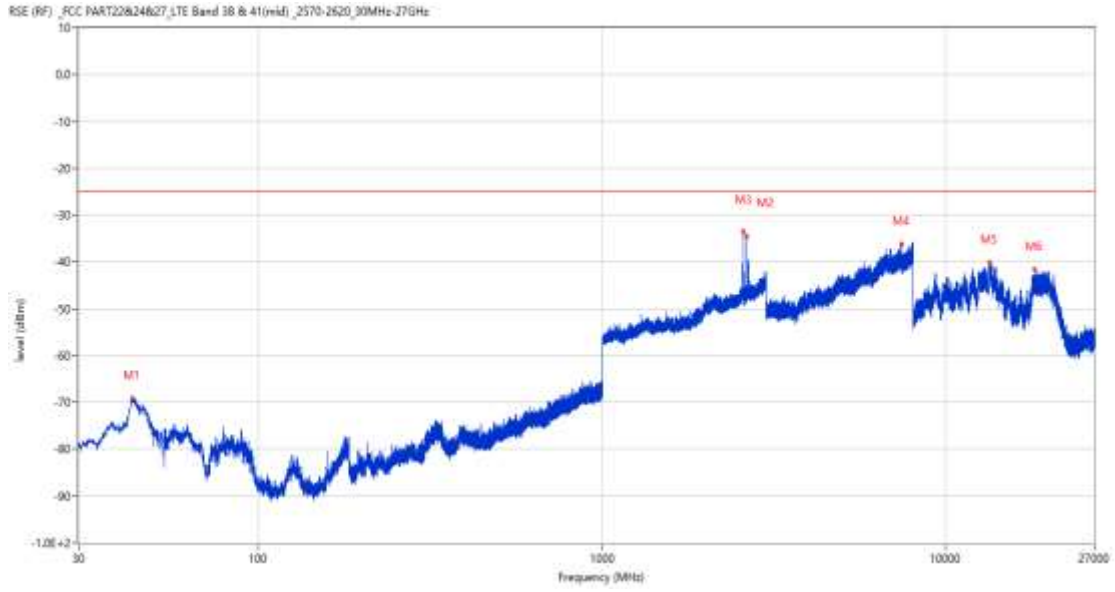
RSE-V&V LTE Band 38 BW20 CH38000



Frequency (MHz)	Result (dBm)	Factor (dB)	PK Limit (dBm)	Over Limit (dB)	Table (o)	ANT	EUT	Verdict
43.483	-70.41	-16.95	-25.0	-45.41	2.00	Vertical	Vertical	Pass
2560.200	-28.11	8.25	-25.0	-3.11	112.00	Vertical	Vertical	N/A
2635.200	-36.50	8.84	-25.0	-11.50	88.00	Vertical	Vertical	N/A
7098.250	-36.72	16.69	-25.0	-11.72	47.00	Vertical	Vertical	Pass
13372.125	-40.18	16.75	-25.0	-15.18	96.00	Vertical	Vertical	Pass
19404.900	-40.09	12.92	-25.0	-15.09	136.00	Vertical	Vertical	Pass



RSE-V&H LTE Band 38 BW20 CH38000

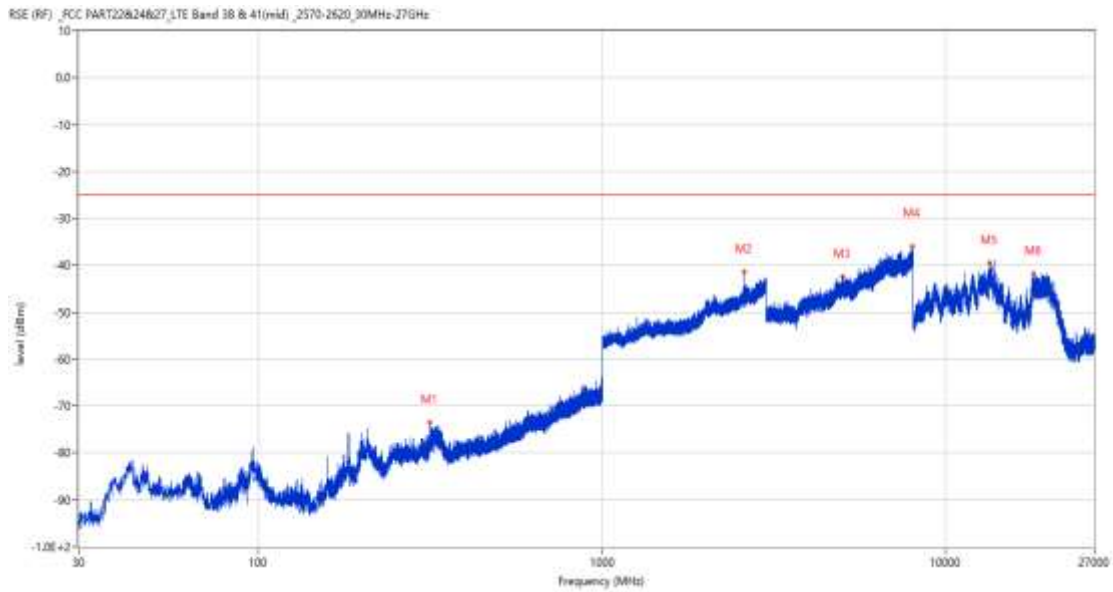


Frequency (MHz)	Result (dBm)	Factor (dB)	PK Limit (dBm)	Over Limit (dB)	Table (o)	ANT	EUT	Verdict
42.901	-69.15	-16.54	-25.0	-44.15	26.00	Vertical	Horizontal	Pass
2563.700	-33.42	8.29	-25.0	-8.42	32.00	Vertical	Horizontal	N/A
2627.800	-34.50	8.99	-25.0	-9.50	32.00	Vertical	Horizontal	N/A
7409.000	-36.15	18.00	-25.0	-11.15	269.00	Vertical	Horizontal	Pass
13381.313	-40.14	16.83	-25.0	-15.14	299.00	Vertical	Horizontal	Pass
18132.750	-41.55	12.86	-25.0	-16.55	177.00	Vertical	Horizontal	Pass

17 LTE Band 41

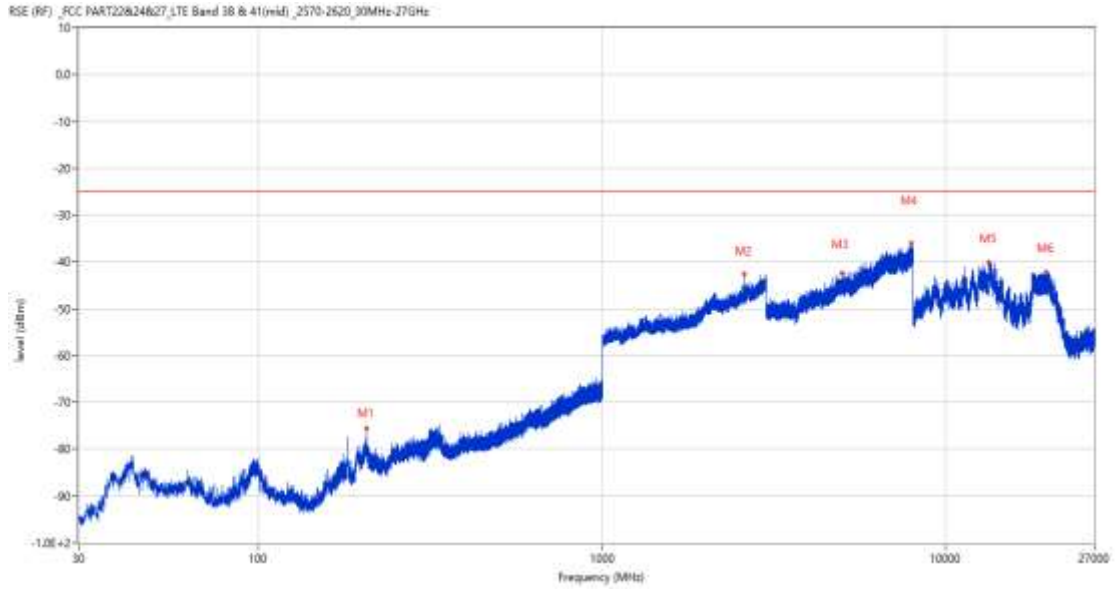
17.1 LTE Band 41 BW5, Middle Channel

RSE-H&H LTE Band 41 BW5 CH40620



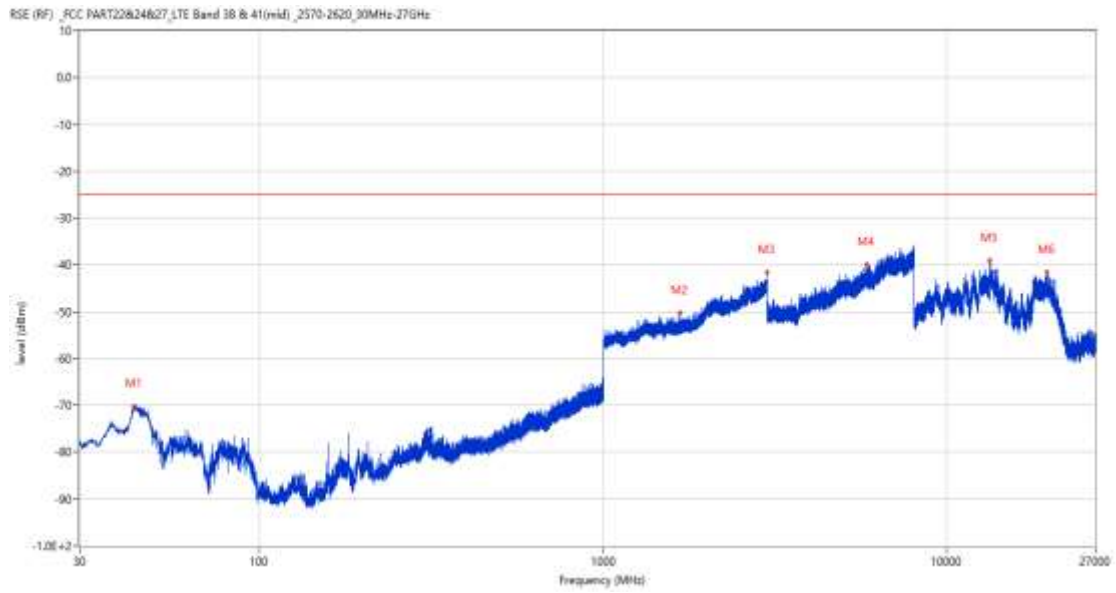
Frequency (MHz)	Result (dBm)	Factor (dB)	PK Limit (dBm)	Over Limit (dB)	Table (o)	ANT	EUT	Verdict
316.053	-73.52	-11.47	-25.0	-48.52	245.00	Horizontal	Horizontal	Pass
2591.600	-41.43	8.64	-25.0	-16.43	112.00	Horizontal	Horizontal	N/A
4991.750	-42.51	13.04	-25.0	-17.51	0.00	Horizontal	Horizontal	Pass
7950.250	-35.96	18.64	-25.0	-10.96	213.00	Horizontal	Horizontal	Pass
13391.549	-39.41	16.93	-25.0	-14.41	2.00	Horizontal	Horizontal	Pass
17962.463	-41.81	13.78	-25.0	-16.81	206.00	Horizontal	Horizontal	Pass

RSE-H&V LTE Band 41 BW5 CH40620



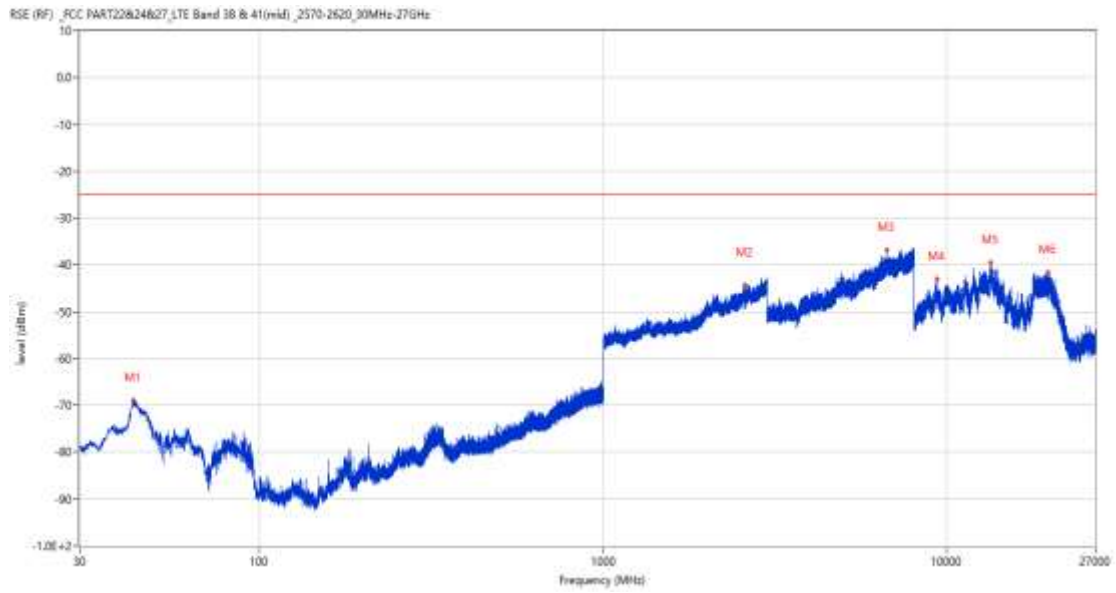
Frequency (MHz)	Result (dBm)	Factor (dB)	PK Limit (dBm)	Over Limit (dB)	Table (o)	ANT	EUT	Verdict
206.540	-75.57	-15.48	-25.0	-50.57	21.00	Horizontal	Vertical	Pass
2591.100	-42.63	8.64	-25.0	-17.63	186.00	Horizontal	Vertical	N/A
4978.250	-42.37	13.42	-25.0	-17.37	173.00	Horizontal	Vertical	Pass
7929.750	-36.08	18.61	-25.0	-11.08	300.00	Horizontal	Vertical	Pass
13342.463	-40.15	16.24	-25.0	-15.15	162.00	Horizontal	Vertical	Pass
19569.601	-42.24	12.93	-25.0	-17.24	360.00	Horizontal	Vertical	Pass

RSE-V&V LTE Band 41 BW5 CH40620



Frequency (MHz)	Result (dBm)	Factor (dB)	PK Limit (dBm)	Over Limit (dB)	Table (o)	ANT	EUT	Verdict
43.240	-70.08	-16.70	-25.0	-45.08	0.00	Vertical	Vertical	Pass
1675.600	-50.19	1.12	-25.0	-25.19	186.00	Vertical	Vertical	Pass
2992.000	-41.66	11.43	-25.0	-16.66	284.00	Vertical	Vertical	Pass
5822.750	-40.02	14.90	-25.0	-15.02	332.00	Vertical	Vertical	Pass
13343.513	-39.11	16.28	-25.0	-14.11	360.00	Vertical	Vertical	Pass
19492.198	-41.50	12.93	-25.0	-16.50	339.00	Vertical	Vertical	Pass

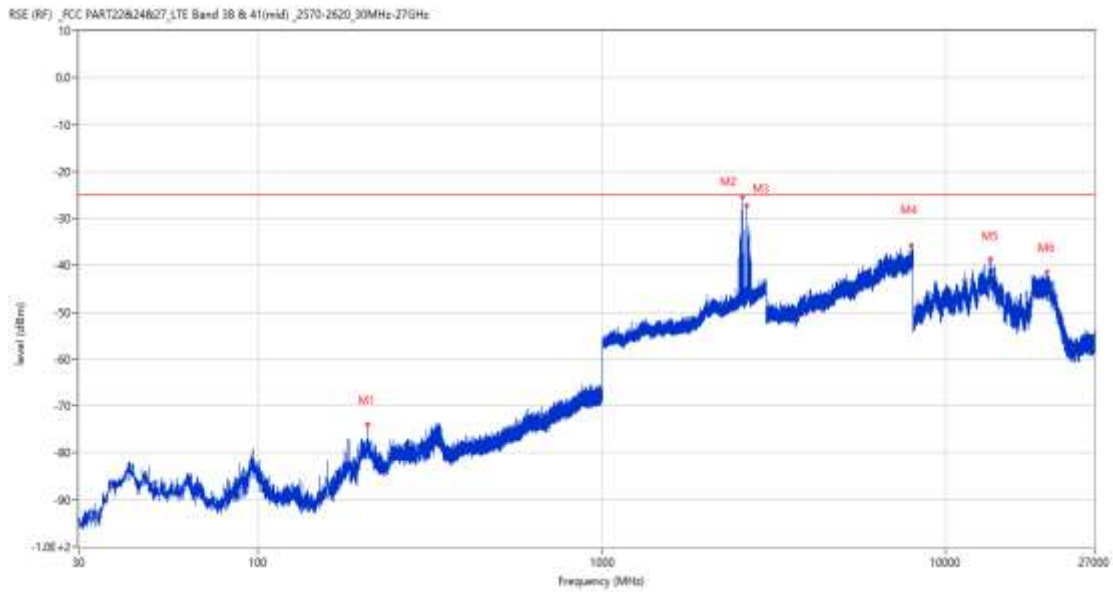
RSE-V&H LTE Band 41 BW5 CH40620



Frequency (MHz)	Result (dBm)	Factor (dB)	PK Limit (dBm)	Over Limit (dB)	Table (o)	ANT	EUT	Verdict
42.901	-68.86	-16.54	-25.0	-43.86	60.00	Vertical	Horizontal	Pass
2592.100	-44.29	8.65	-25.0	-19.29	28.00	Vertical	Horizontal	N/A
6681.500	-36.72	16.93	-25.0	-11.72	236.00	Vertical	Horizontal	Pass
9322.401	-43.04	13.14	-25.0	-18.04	360.00	Vertical	Horizontal	Pass
13414.125	-39.48	16.70	-25.0	-14.48	4.00	Vertical	Horizontal	Pass
19595.250	-41.61	12.93	-25.0	-16.61	130.00	Vertical	Horizontal	Pass

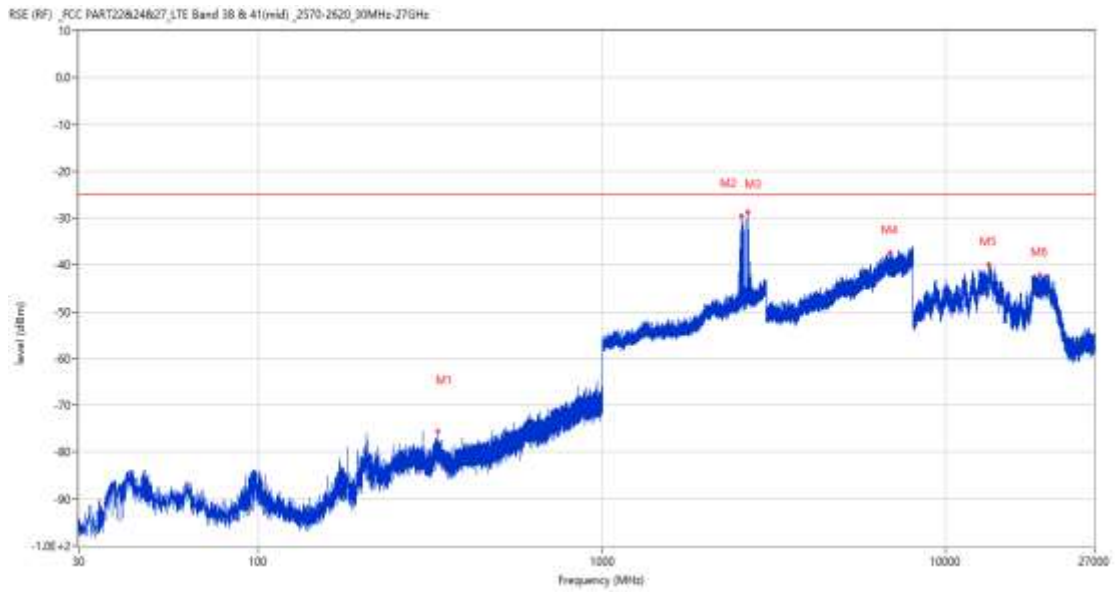
## 17.2 LTE Band 41 BW10, Middle Channel

RSE-H&H LTE Band 41 BW10 CH40620



Frequency (MHz)	Result (dBm)	Factor (dB)	PK Limit (dBm)	Over Limit (dB)	Table (o)	ANT	EUT	Verdict
207.074	-73.82	-15.43	-25.0	-48.82	359.00	Horizontal	Horizontal	Pass
2558.100	-25.35	8.22	-25.0	-0.35	106.00	Horizontal	Horizontal	N/A
2626.700	-27.37	8.98	-25.0	-2.37	88.00	Horizontal	Horizontal	N/A
7944.500	-35.84	18.88	-25.0	-10.84	97.00	Horizontal	Horizontal	Pass
13447.725	-38.67	15.96	-25.0	-13.67	253.00	Horizontal	Horizontal	Pass
19627.198	-41.41	12.93	-25.0	-16.41	360.00	Horizontal	Horizontal	Pass

RSE-H&V LTE Band 41 BW10 CH40620



Frequency (MHz)	Result (dBm)	Factor (dB)	PK Limit (dBm)	Over Limit (dB)	Table (o)	ANT	EUT	Verdict
331.525	-75.58	-10.46	-25.0	-50.58	360.00	Horizontal	Vertical	Pass
2540.300	-29.61	6.89	-25.0	-4.61	343.00	Horizontal	Vertical	N/A
2642.100	-28.67	8.78	-25.0	-3.67	203.00	Horizontal	Vertical	N/A
6882.250	-37.52	16.16	-25.0	-12.52	278.00	Horizontal	Vertical	Pass
13337.213	-39.94	16.04	-25.0	-14.94	251.00	Horizontal	Vertical	Pass
18774.901	-42.30	12.89	-25.0	-17.30	40.00	Horizontal	Vertical	Pass