

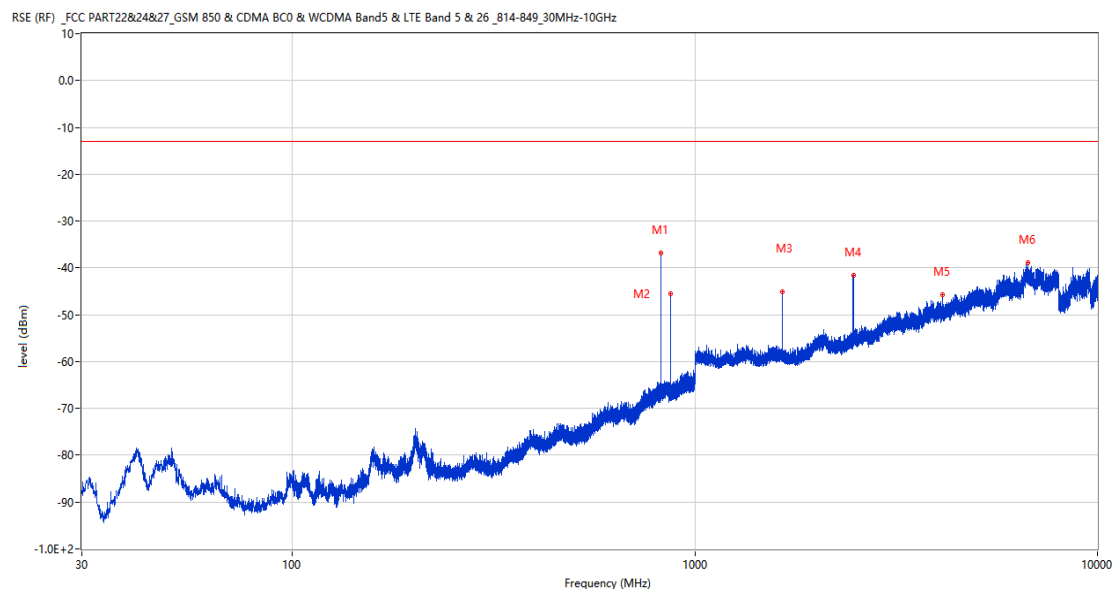
A.7 Field Strength of Spurious Radiation

GSM

1 GSM 850

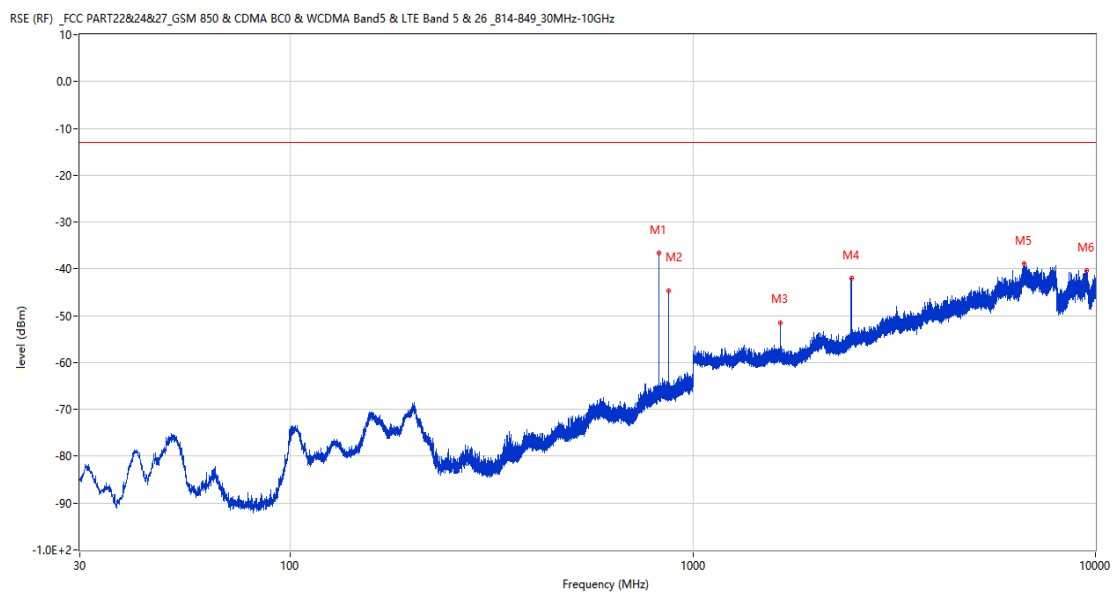
1.1 GSM 850 Low Channel

RSE-H&H GSM 850 CH128



Frequency (MHz)	Result (dBm)	Factor (dB)	PK Limit (dBm)	Over Limit (dB)	Table (o)	ANT	EUT	Verdict
824.188	-36.89	4.28	-13.0	-23.89	130.00	Horizontal	Horizontal	N/A
869.292	-45.56	4.20	-13.0	-32.56	185.00	Horizontal	Horizontal	N/A
1649.100	-45.14	-4.16	-13.0	-32.14	121.00	Horizontal	Horizontal	Pass
2473.600	-41.63	-0.31	-13.0	-28.63	40.00	Horizontal	Horizontal	Pass
4123.500	-45.83	8.98	-13.0	-32.83	210.00	Horizontal	Horizontal	Pass
6734.750	-38.92	15.25	-13.0	-25.92	244.00	Horizontal	Horizontal	Pass

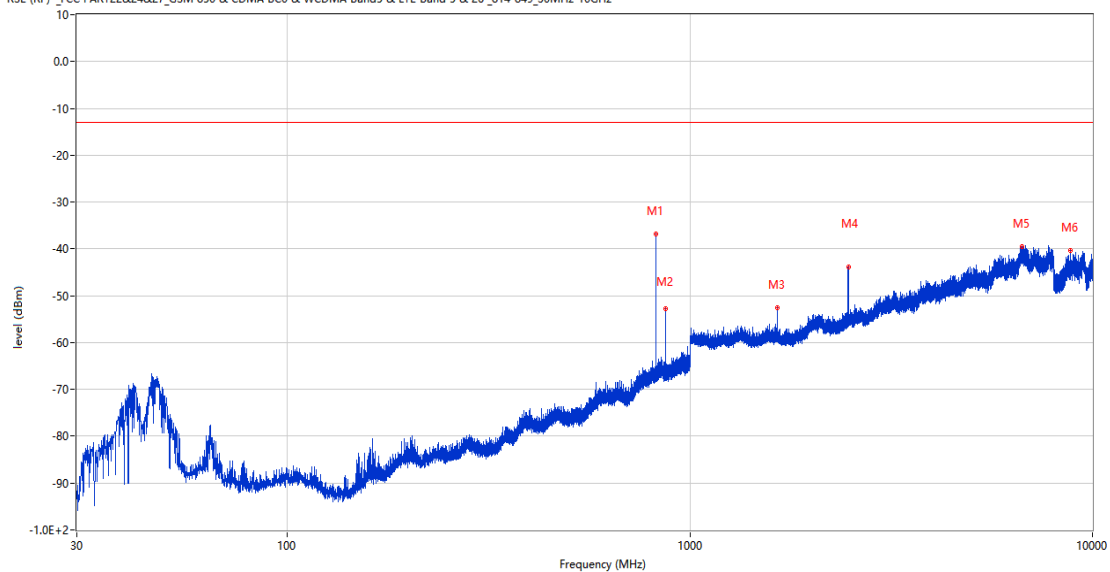
RSE-H&V GSM 850 CH128



Frequency (MHz)	Result (dBm)	Factor (dB)	PK Limit (dBm)	Over Limit (dB)	Table (o)	ANT	EUT	Verdict
824.188	-36.69	4.28	-13.0	-23.69	238.00	Horizontal	Vertical	N/A
869.292	-44.73	4.20	-13.0	-31.73	181.00	Horizontal	Vertical	N/A
1648.900	-51.61	-4.15	-13.0	-38.61	63.00	Horizontal	Vertical	Pass
2473.600	-42.08	-0.31	-13.0	-29.08	318.00	Horizontal	Vertical	Pass
6640.000	-38.93	15.07	-13.0	-25.93	148.00	Horizontal	Vertical	Pass
9494.000	-40.37	12.85	-13.0	-27.37	159.00	Horizontal	Vertical	Pass

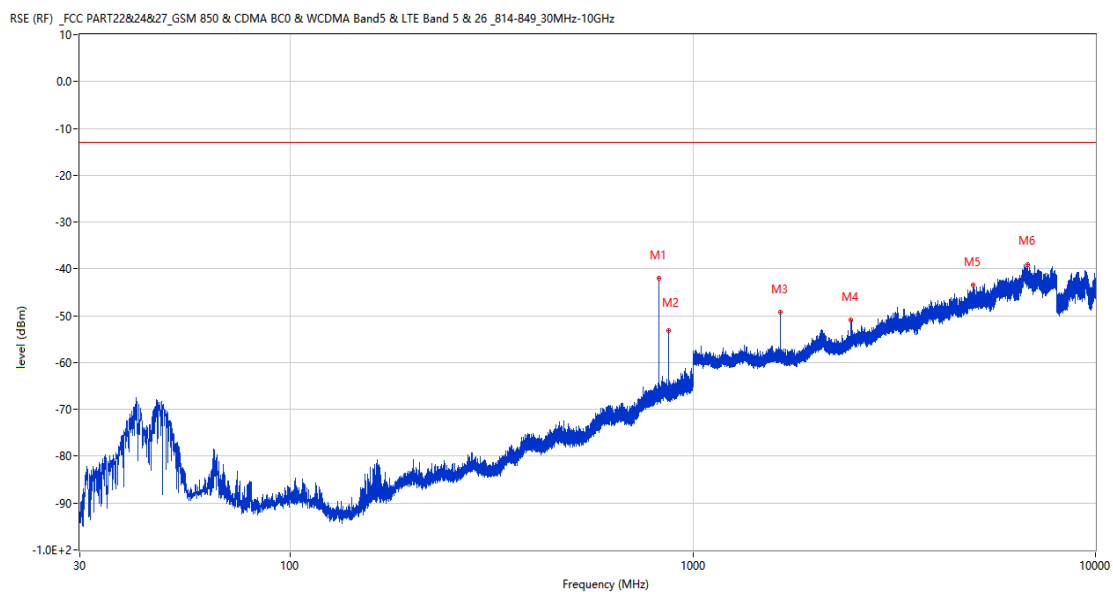
RSE-V&V GSM 850 CH128

RSE (RF) _FCC PART22&24&27_GSM 850 & CDMA BC0 & WCDMA Band5 & LTE Band 5 & 26_814-849_30MHz-10GHz



Frequency (MHz)	Result (dBm)	Factor (dB)	PK Limit (dBm)	Over Limit (dB)	Table (o)	ANT	EUT	Verdict
824.284	-36.83	4.28	-13.0	-23.83	192.00	Vertical	Vertical	N/A
869.244	-52.70	4.20	-13.0	-39.70	216.00	Vertical	Vertical	N/A
1649.000	-52.65	-4.16	-13.0	-39.65	98.00	Vertical	Vertical	Pass
2473.600	-43.86	-0.31	-13.0	-30.86	73.00	Vertical	Vertical	Pass
6676.750	-39.52	14.55	-13.0	-26.52	306.00	Vertical	Vertical	Pass
8832.201	-40.44	14.49	-13.0	-27.44	27.00	Vertical	Vertical	Pass

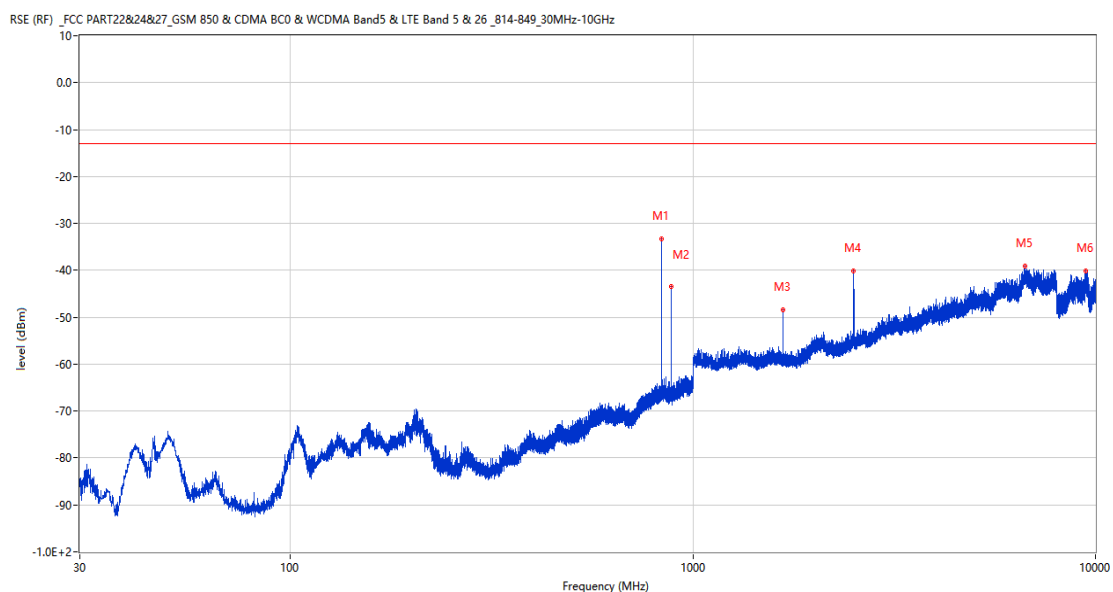
RSE-V&H GSM 850 CH128



Frequency (MHz)	Result (dBm)	Factor (dB)	PK Limit (dBm)	Over Limit (dB)	Table (o)	ANT	EUT	Verdict
824.236	-41.94	4.28	-13.0	-28.94	28.00	Vertical	Horizontal	N/A
869.196	-53.15	4.19	-13.0	-40.15	208.00	Vertical	Horizontal	N/A
1649.100	-49.29	-4.16	-13.0	-36.29	178.00	Vertical	Horizontal	Pass
2473.200	-50.92	-0.33	-13.0	-37.92	27.00	Vertical	Horizontal	Pass
4967.500	-43.52	10.68	-13.0	-30.52	55.00	Vertical	Horizontal	Pass
6797.500	-39.16	14.58	-13.0	-26.16	242.00	Vertical	Horizontal	Pass

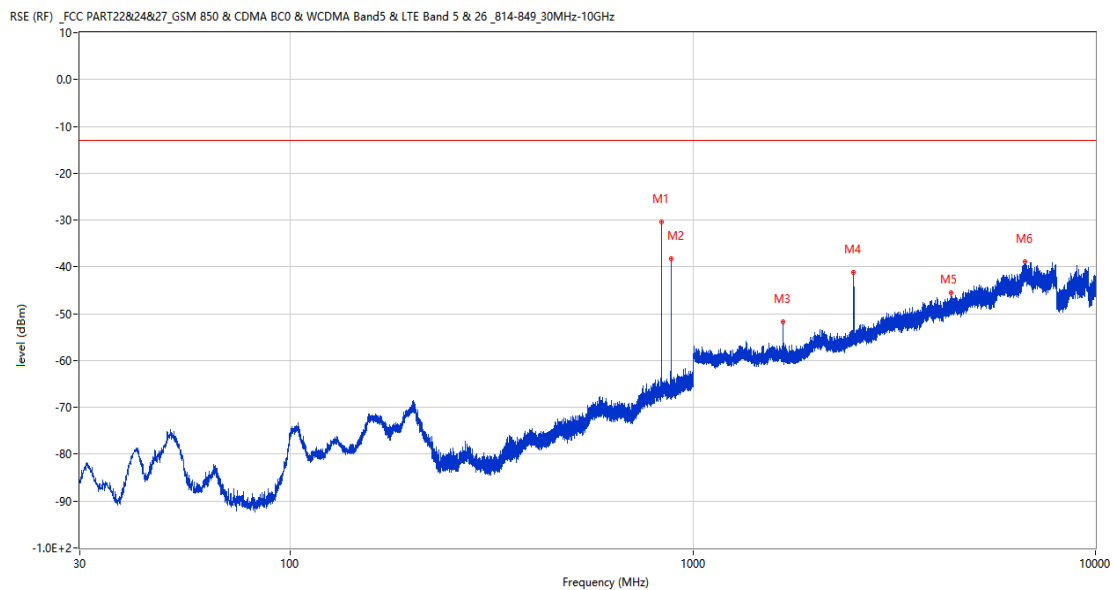
1.2 GSM 850 Middle Channel

RSE-H&H GSM 850 CH190



Frequency (MHz)	Result (dBm)	Factor (dB)	PK Limit (dBm)	Over Limit (dB)	Table (o)	ANT	EUT	Verdict
836.652	-33.36	4.78	-13.0	-20.36	142.00	Horizontal	Horizontal	N/A
881.612	-43.51	4.17	-13.0	-30.51	187.00	Horizontal	Horizontal	N/A
1674.000	-48.52	-4.51	-13.0	-35.52	104.00	Horizontal	Horizontal	Pass
2510.400	-40.15	0.57	-13.0	-27.15	22.00	Horizontal	Horizontal	Pass
6672.000	-39.10	14.60	-13.0	-26.10	72.00	Horizontal	Horizontal	Pass
9464.600	-40.13	13.76	-13.0	-27.13	320.00	Horizontal	Horizontal	Pass

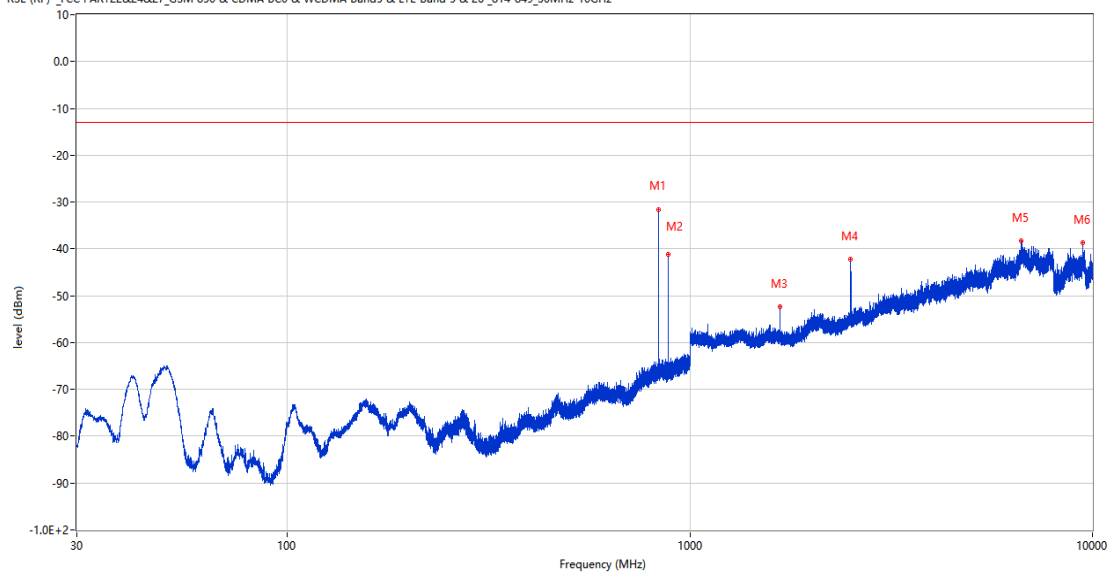
RSE-H&V GSM 850 CH190



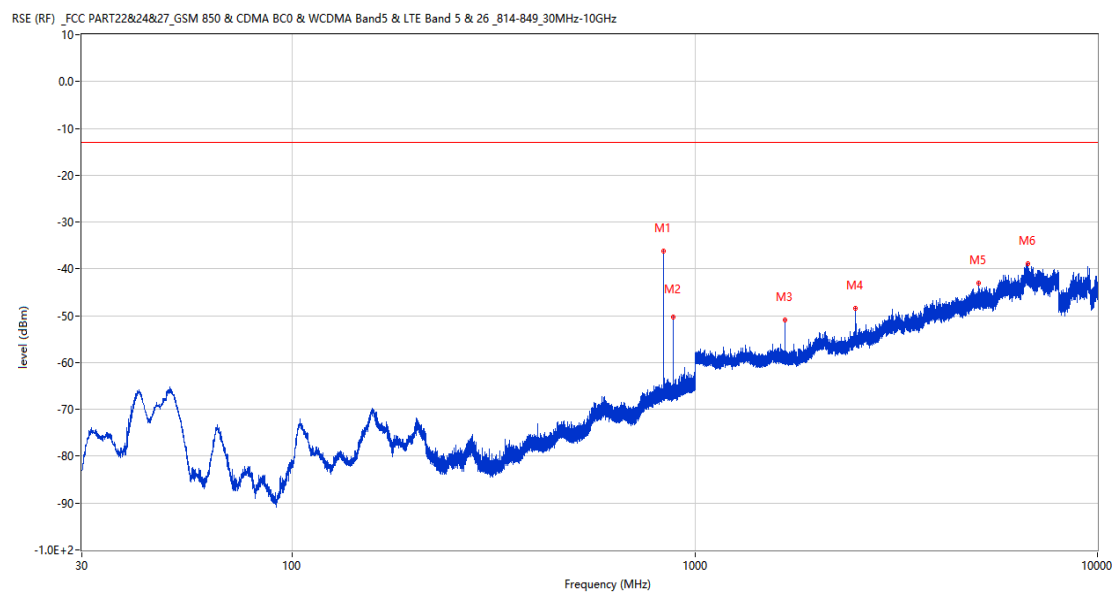
Frequency (MHz)	Result (dBm)	Factor (dB)	PK Limit (dBm)	Over Limit (dB)	Table (o)	ANT	EUT	Verdict
836.555	-30.32	4.77	-13.0	-17.32	240.00	Horizontal	Vertical	N/A
881.612	-38.33	4.17	-13.0	-25.33	187.00	Horizontal	Vertical	N/A
1674.000	-51.76	-4.51	-13.0	-38.76	303.00	Horizontal	Vertical	Pass
2510.800	-41.25	0.64	-13.0	-28.25	190.00	Horizontal	Vertical	Pass
4378.500	-45.47	9.11	-13.0	-32.47	176.00	Horizontal	Vertical	Pass
6668.250	-38.84	14.62	-13.0	-25.84	85.00	Horizontal	Vertical	Pass

RSE-V&V GSM 850 CH190

RSE (RF) _FCC PART22&24&27_GSM 850 & CDMA BC0 & WCDMA Band5 & LTE Band 5 & 26_814-849_30MHz-10GHz



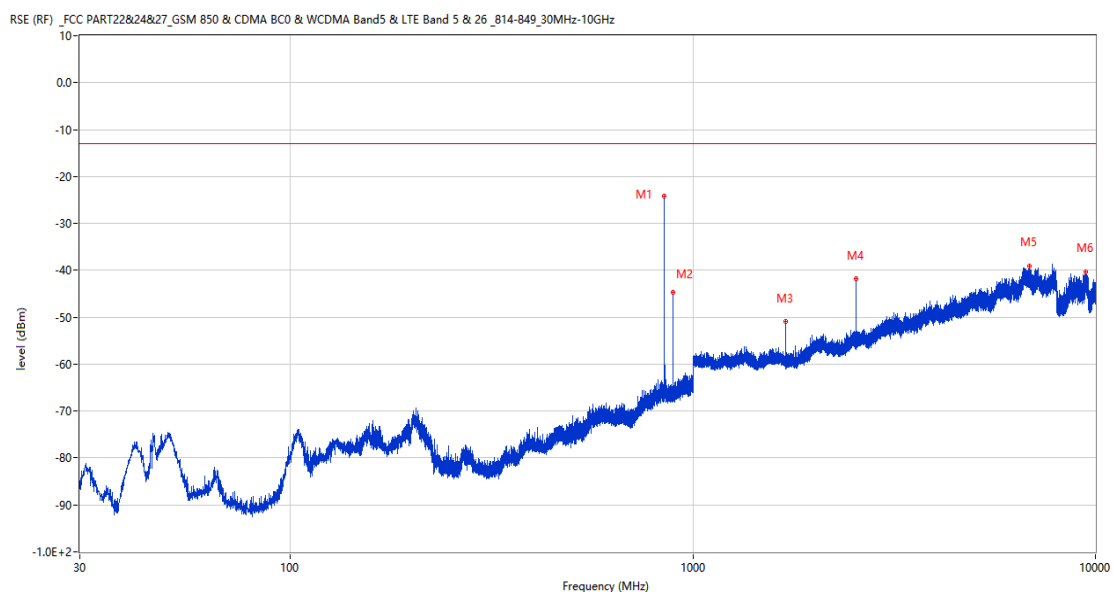
Frequency (MHz)	Result (dBm)	Factor (dB)	PK Limit (dBm)	Over Limit (dB)	Table (o)	ANT	EUT	Verdict
836.604	-31.63	4.78	-13.0	-18.63	198.00	Vertical	Vertical	N/A
881.514	-41.12	4.17	-13.0	-28.12	198.00	Vertical	Vertical	N/A
1673.600	-52.36	-4.46	-13.0	-39.36	74.00	Vertical	Vertical	Pass
2510.700	-42.26	0.62	-13.0	-29.26	68.00	Vertical	Vertical	Pass
6651.250	-38.17	15.06	-13.0	-25.17	94.00	Vertical	Vertical	Pass
9444.799	-38.77	14.14	-13.0	-25.77	290.00	Vertical	Vertical	Pass

RSE-V&H GSM 850 CH190


Frequency (MHz)	Result (dBm)	Factor (dB)	PK Limit (dBm)	Over Limit (dB)	Table (o)	ANT	EUT	Verdict
836.604	-36.30	4.78	-13.0	-23.30	99.00	Vertical	Horizontal	N/A
881.660	-50.38	4.17	-13.0	-37.38	217.00	Vertical	Horizontal	N/A
1674.000	-51.01	-4.51	-13.0	-38.01	14.00	Vertical	Horizontal	Pass
2510.400	-48.33	0.57	-13.0	-35.33	360.00	Vertical	Horizontal	Pass
5078.250	-43.10	10.95	-13.0	-30.10	93.00	Vertical	Horizontal	Pass
6708.500	-38.88	15.70	-13.0	-25.88	360.00	Vertical	Horizontal	Pass

1.3 GSM 850 High Channel

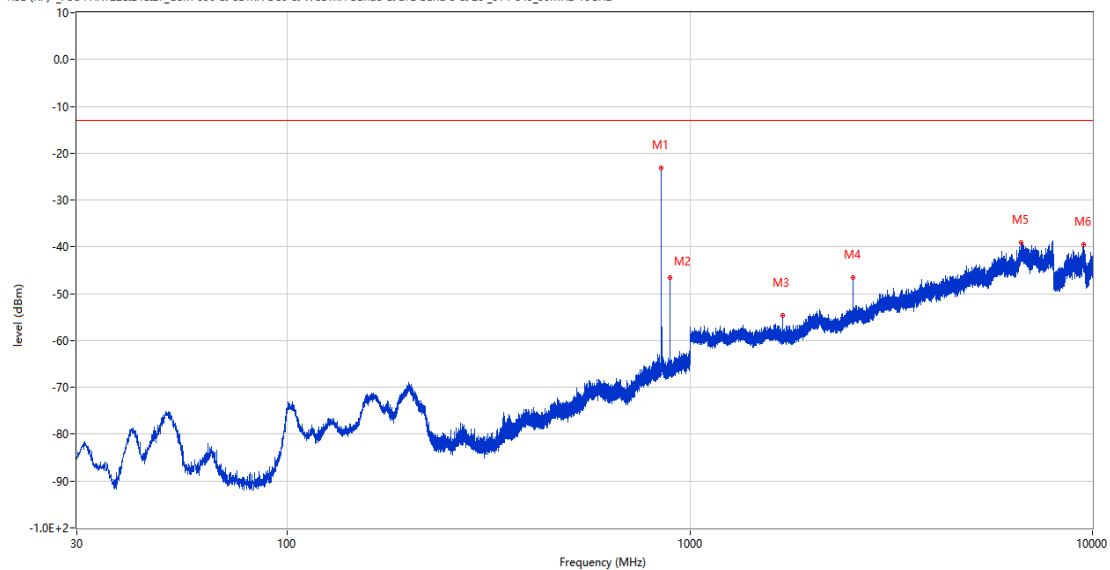
RSE-H&H GSM 850 CH251



Frequency (MHz)	Result (dBm)	Factor (dB)	PK Limit (dBm)	Over Limit (dB)	Table (o)	ANT	EUT	Verdict
848.874	-24.28	4.87	-13.0	-11.28	44.00	Horizontal	Horizontal	N/A
893.882	-44.79	4.55	-13.0	-31.79	191.00	Horizontal	Horizontal	N/A
1698.400	-51.01	-4.46	-13.0	-38.01	109.00	Horizontal	Horizontal	Pass
2546.900	-41.86	0.43	-13.0	-28.86	22.00	Horizontal	Horizontal	Pass
6838.750	-39.13	14.01	-13.0	-26.13	8.00	Horizontal	Horizontal	Pass
9471.000	-40.40	13.56	-13.0	-27.40	0.00	Horizontal	Horizontal	Pass

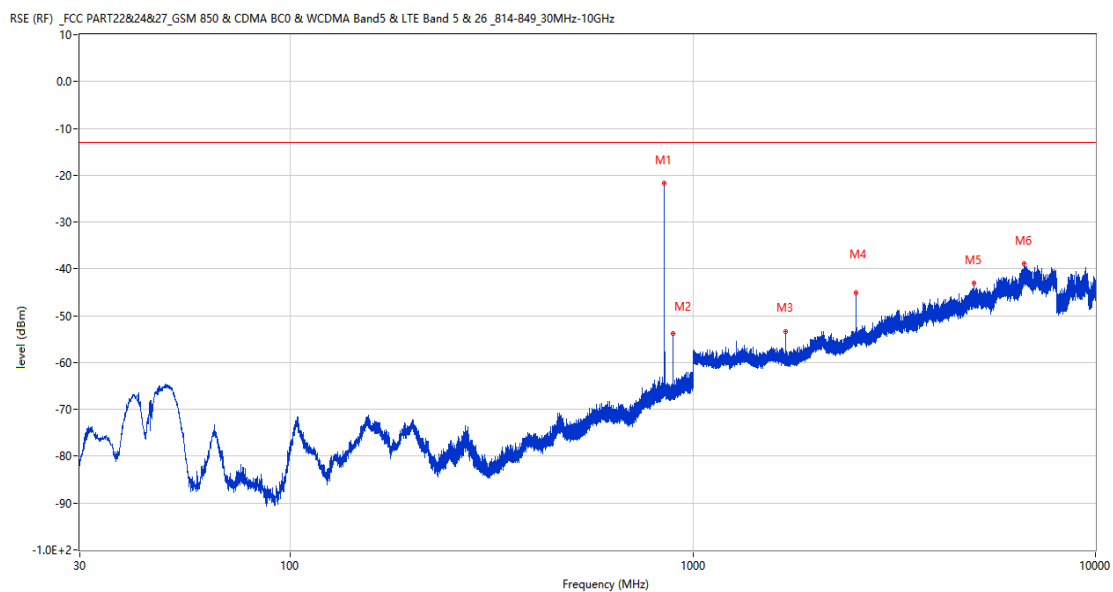
RSE-H&V GSM 850 CH251

RSE (RF) _FCC PART22&24&27_GSM 850 & CDMA BC0 & WCDMA Band5 & LTE Band 5 & 26_814-849_30MHz-10GHz



Frequency (MHz)	Result (dBm)	Factor (dB)	PK Limit (dBm)	Over Limit (dB)	Table (o)	ANT	EUT	Verdict
848.874	-23.11	4.87	-13.0	-10.11	235.00	Horizontal	Vertical	N/A
893.833	-46.55	4.56	-13.0	-33.55	196.00	Horizontal	Vertical	N/A
1698.300	-54.67	-4.47	-13.0	-41.67	307.00	Horizontal	Vertical	Pass
2547.000	-46.61	0.40	-13.0	-33.61	232.00	Horizontal	Vertical	Pass
6650.500	-39.13	15.10	-13.0	-26.13	222.00	Horizontal	Vertical	Pass
9490.500	-39.44	12.96	-13.0	-26.44	283.00	Horizontal	Vertical	Pass

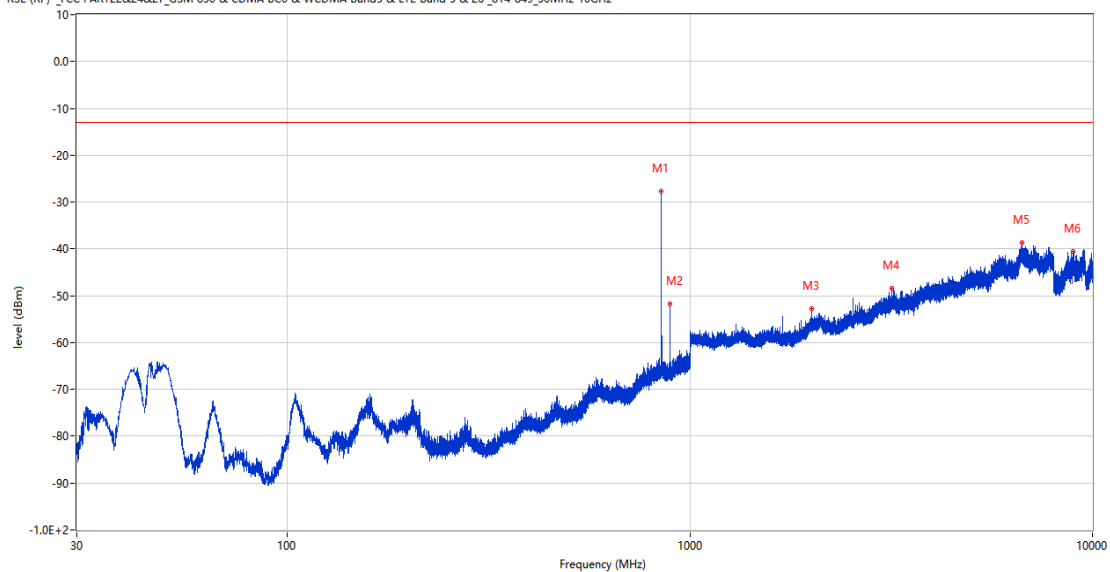
RSE-V&V GSM 850 CH251



Frequency (MHz)	Result (dBm)	Factor (dB)	PK Limit (dBm)	Over Limit (dB)	Table (o)	ANT	EUT	Verdict
848.874	-21.75	4.87	-13.0	-8.75	210.00	Vertical	Vertical	N/A
893.785	-53.85	4.56	-13.0	-40.85	226.00	Vertical	Vertical	N/A
1698.700	-53.31	-4.45	-13.0	-40.31	77.00	Vertical	Vertical	Pass
2547.200	-45.08	0.33	-13.0	-32.08	71.00	Vertical	Vertical	Pass
4983.750	-43.09	10.83	-13.0	-30.09	201.00	Vertical	Vertical	Pass
6651.500	-38.90	15.06	-13.0	-25.90	103.00	Vertical	Vertical	Pass

RSE-V&H GSM 850 CH251

RSE (RF) _FCC PART22&24&27_GSM 850 & CDMA BC0 & WCDMA Band5 & LTE Band 5 & 26_814-849_30MHz-10GHz

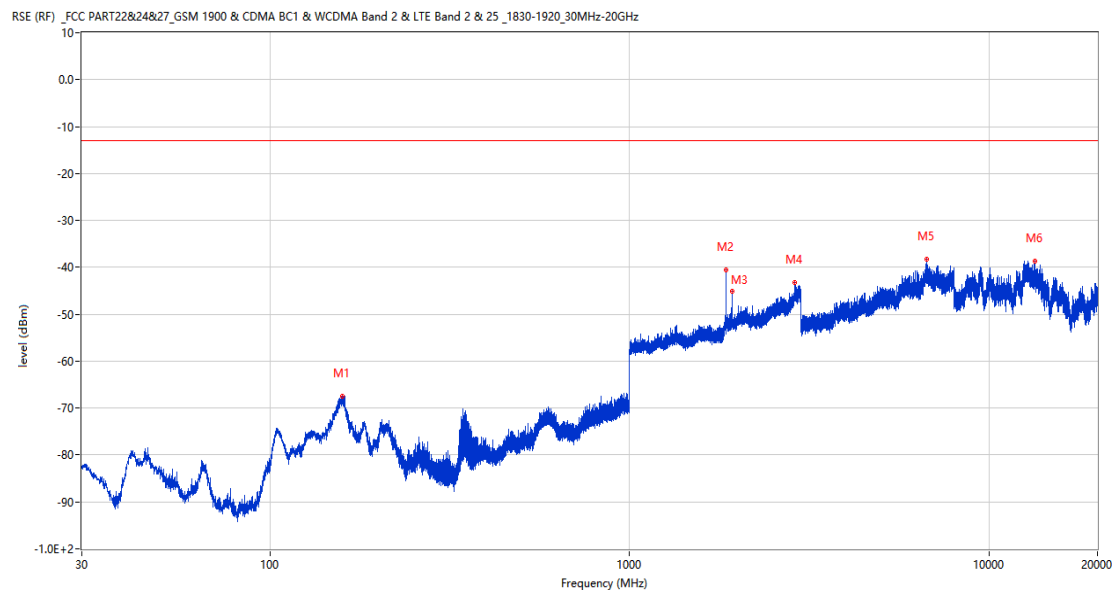


Frequency (MHz)	Result (dBm)	Factor (dB)	PK Limit (dBm)	Over Limit (dB)	Table (o)	ANT	EUT	Verdict
848.874	-27.74	4.87	-13.0	-14.74	358.00	Vertical	Horizontal	N/A
893.785	-51.74	4.56	-13.0	-38.74	227.00	Vertical	Horizontal	N/A
2010.100	-52.79	-1.47	-13.0	-39.79	274.00	Vertical	Horizontal	Pass
3169.250	-48.47	5.73	-13.0	-35.47	230.00	Vertical	Horizontal	Pass
6669.250	-38.66	14.66	-13.0	-25.66	340.00	Vertical	Horizontal	Pass
8939.600	-40.56	13.65	-13.0	-27.56	229.00	Vertical	Horizontal	Pass

2 GSM 1900

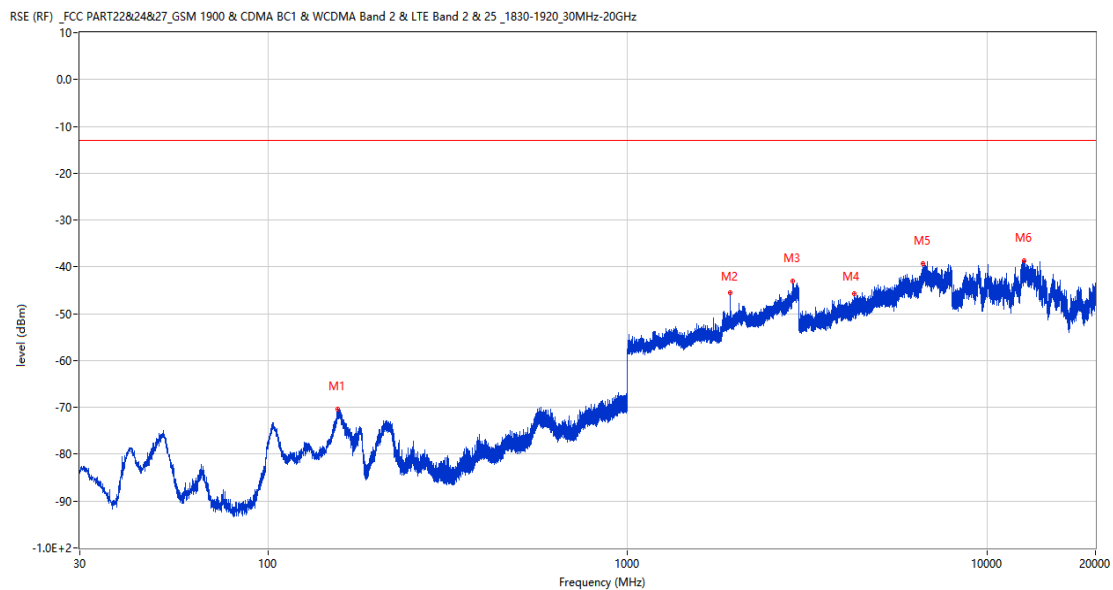
2.1 GSM 1900 Low Channel

RSE-H&H GSM 1900 CH512



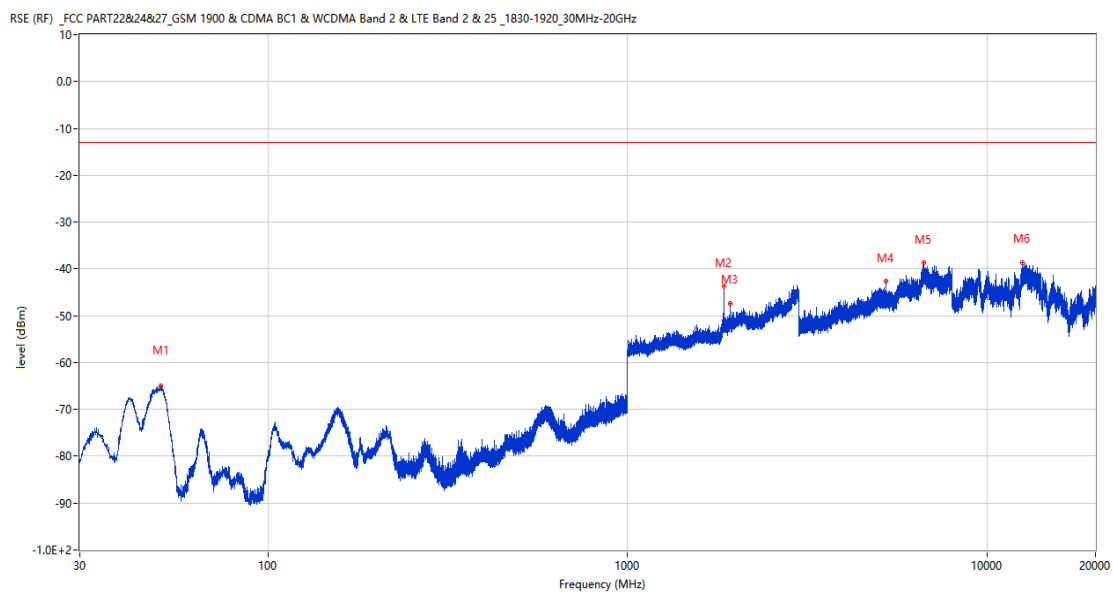
Frequency (MHz)	Result (dBm)	Factor (dB)	PK Limit (dBm)	Over Limit (dB)	Table (o)	ANT	EUT	Verdict
159.350	-67.53	-19.71	-13.0	-54.53	289.00	Horizontal	Horizontal	Pass
1851.100	-40.62	2.45	-13.0	-27.62	314.00	Horizontal	Horizontal	N/A
1930.800	-45.08	3.33	-13.0	-32.08	192.00	Horizontal	Horizontal	N/A
2887.000	-43.23	11.57	-13.0	-30.23	41.00	Horizontal	Horizontal	Pass
6697.250	-38.24	15.22	-13.0	-25.24	94.00	Horizontal	Horizontal	Pass
13375.313	-38.69	16.27	-13.0	-25.69	182.00	Horizontal	Horizontal	Pass

RSE-H&V GSM 1900 CH512

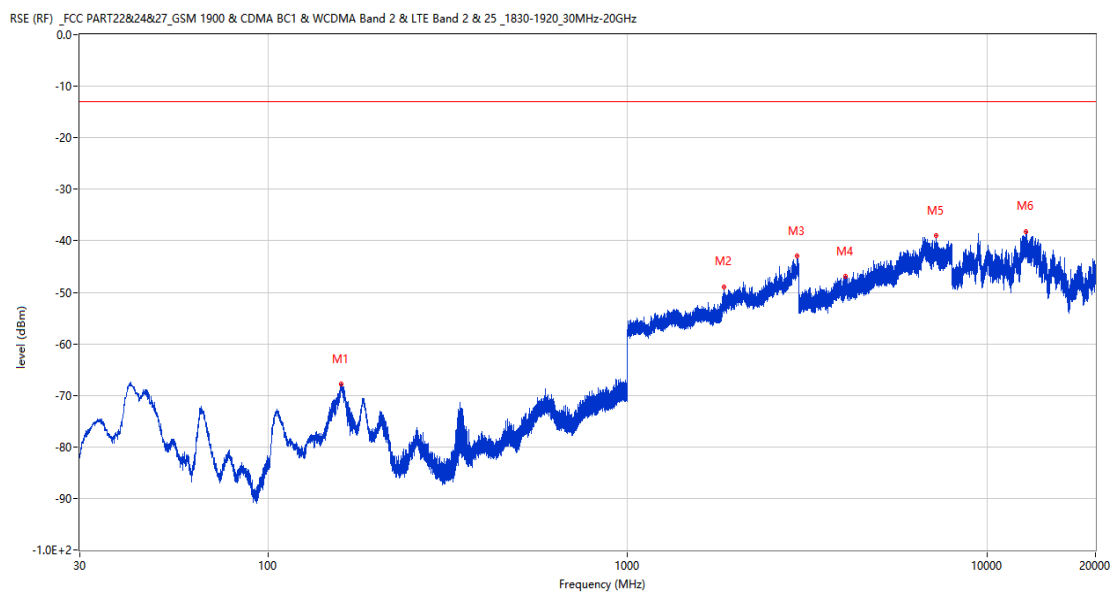


Frequency (MHz)	Result (dBm)	Factor (dB)	PK Limit (dBm)	Over Limit (dB)	Table (o)	ANT	EUT	Verdict
156.391	-70.34	-20.43	-13.0	-57.34	277.00	Horizontal	Vertical	Pass
1930.600	-45.61	3.32	-13.0	-32.61	183.00	Horizontal	Vertical	N/A
2883.100	-43.11	10.80	-13.0	-30.11	310.00	Horizontal	Vertical	Pass
4262.250	-45.78	8.84	-13.0	-32.78	28.00	Horizontal	Vertical	Pass
6644.000	-39.36	15.12	-13.0	-26.36	360.00	Horizontal	Vertical	Pass
12688.487	-38.73	16.34	-13.0	-25.73	288.00	Horizontal	Vertical	Pass

RSE-V&V GSM 1900 CH512



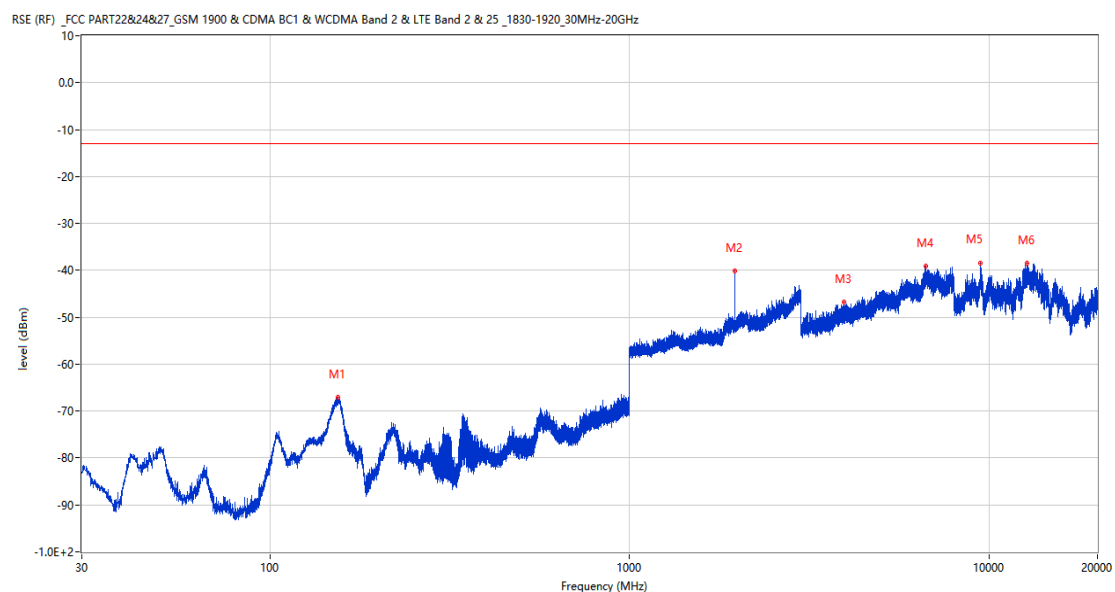
Frequency (MHz)	Result (dBm)	Factor (dB)	PK Limit (dBm)	Over Limit (dB)	Table (o)	ANT	EUT	Verdict
50.273	-65.01	-17.05	-13.0	-52.01	258.00	Vertical	Vertical	Pass
1850.800	-43.75	2.44	-13.0	-30.75	220.00	Vertical	Vertical	N/A
1931.100	-47.41	3.33	-13.0	-34.41	256.00	Vertical	Vertical	N/A
5239.250	-42.70	10.49	-13.0	-29.70	267.00	Vertical	Vertical	Pass
6664.000	-38.67	14.69	-13.0	-25.67	222.00	Vertical	Vertical	Pass
12495.638	-38.73	15.51	-13.0	-25.73	351.00	Vertical	Vertical	Pass

RSE-V&H GSM 1900 CH512


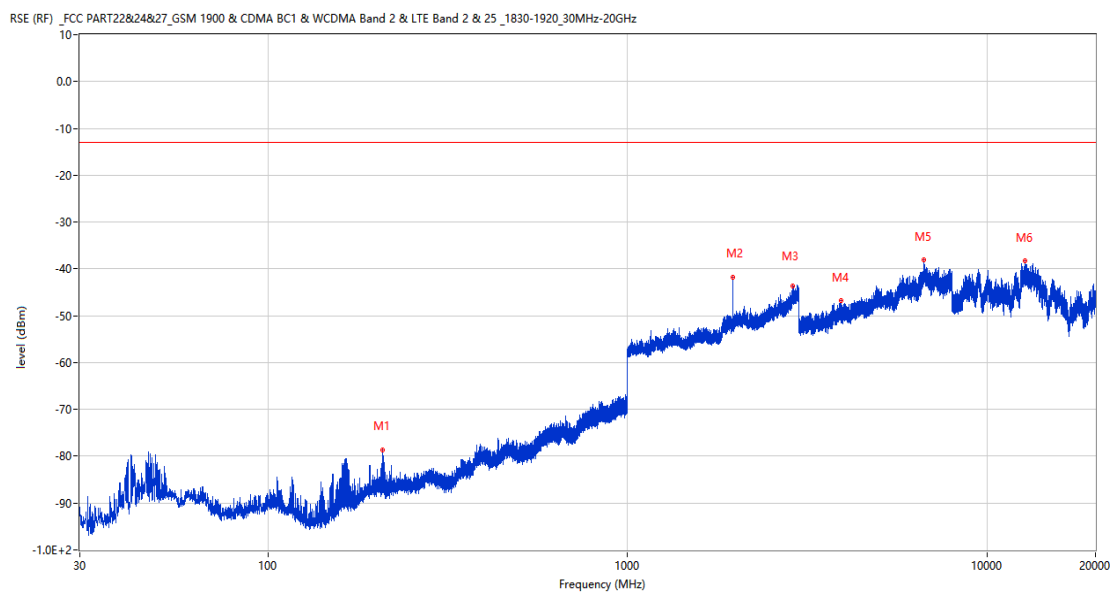
Frequency (MHz)	Result (dBm)	Factor (dB)	PK Limit (dBm)	Over Limit (dB)	Table (o)	ANT	EUT	Verdict
159.980	-67.89	-19.46	-13.0	-54.89	250.00	Vertical	Horizontal	Pass
1850.800	-48.96	2.44	-13.0	-35.96	187.00	Vertical	Horizontal	N/A
2961.200	-42.96	11.68	-13.0	-29.96	101.00	Vertical	Horizontal	Pass
4042.250	-46.95	9.20	-13.0	-33.95	29.00	Vertical	Horizontal	Pass
7233.000	-39.01	13.94	-13.0	-26.01	50.00	Vertical	Horizontal	Pass
12816.700	-38.18	15.66	-13.0	-25.18	352.00	Vertical	Horizontal	Pass

2.2 GSM 1900 Middle Channel

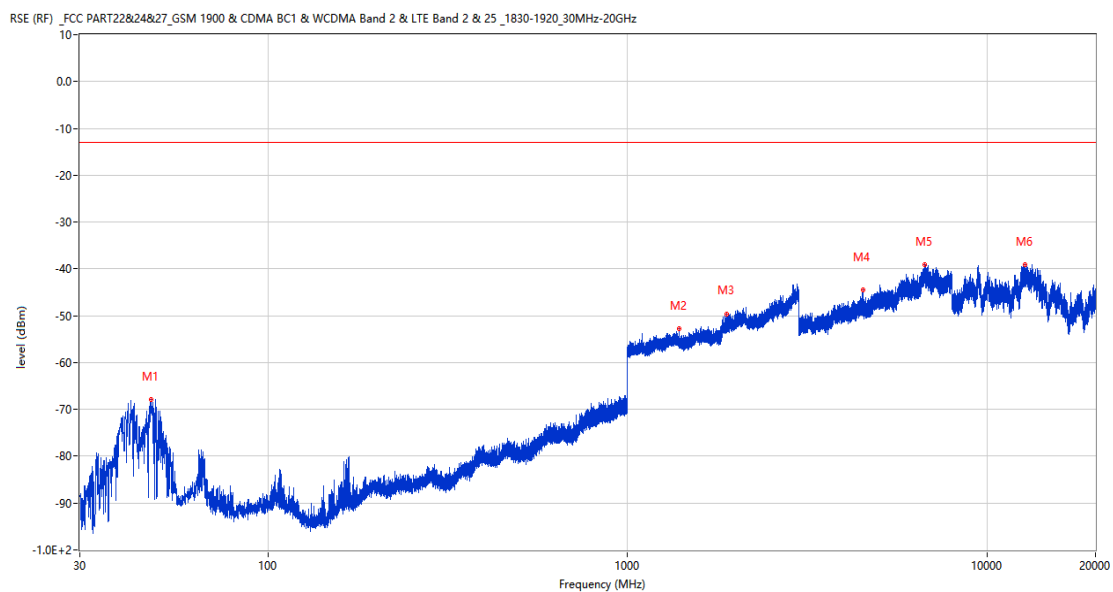
RSE-H&H GSM 1900 CH661



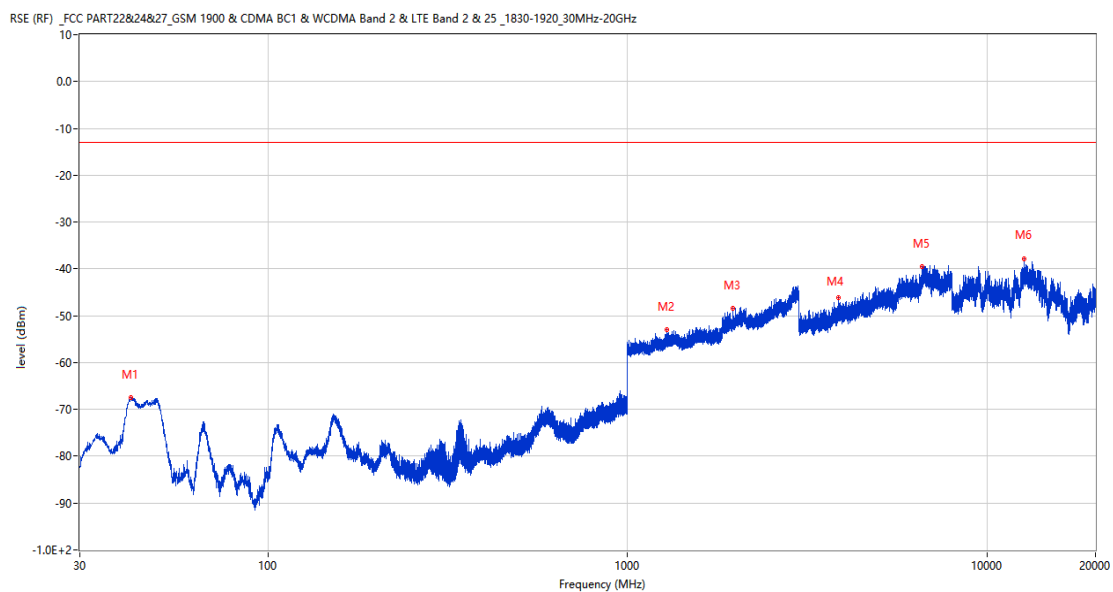
Frequency (MHz)	Result (dBm)	Factor (dB)	PK Limit (dBm)	Over Limit (dB)	Table (o)	ANT	EUT	Verdict
154.694	-67.03	-20.94	-13.0	-54.03	282.00	Horizontal	Horizontal	Pass
1960.600	-40.19	2.80	-13.0	-27.19	192.00	Horizontal	Horizontal	N/A
3952.500	-46.82	8.91	-13.0	-33.82	82.00	Horizontal	Horizontal	Pass
6658.250	-39.04	14.87	-13.0	-26.04	299.00	Horizontal	Horizontal	Pass
9463.950	-38.54	13.78	-13.0	-25.54	108.00	Horizontal	Horizontal	Pass
12750.000	-40.57	16.00	-13.0	-27.57	62.00	Horizontal	Horizontal	Pass

RSE-H&V GSM 1900 CH661


Frequency (MHz)	Result (dBm)	Factor (dB)	PK Limit (dBm)	Over Limit (dB)	Table (o)	ANT	EUT	Verdict
207.995	-78.77	-16.29	-13.0	-65.77	279.00	Horizontal	Vertical	Pass
1960.600	-41.78	2.80	-13.0	-28.78	175.00	Horizontal	Vertical	N/A
2884.900	-43.70	11.05	-13.0	-30.70	0.00	Horizontal	Vertical	Pass
3919.500	-46.68	9.23	-13.0	-33.68	291.00	Horizontal	Vertical	Pass
6655.750	-38.03	15.05	-13.0	-25.03	346.00	Horizontal	Vertical	Pass
12717.700	-38.21	16.35	-13.0	-25.21	0.00	Horizontal	Vertical	Pass

RSE-V&V GSM 1900 CH661


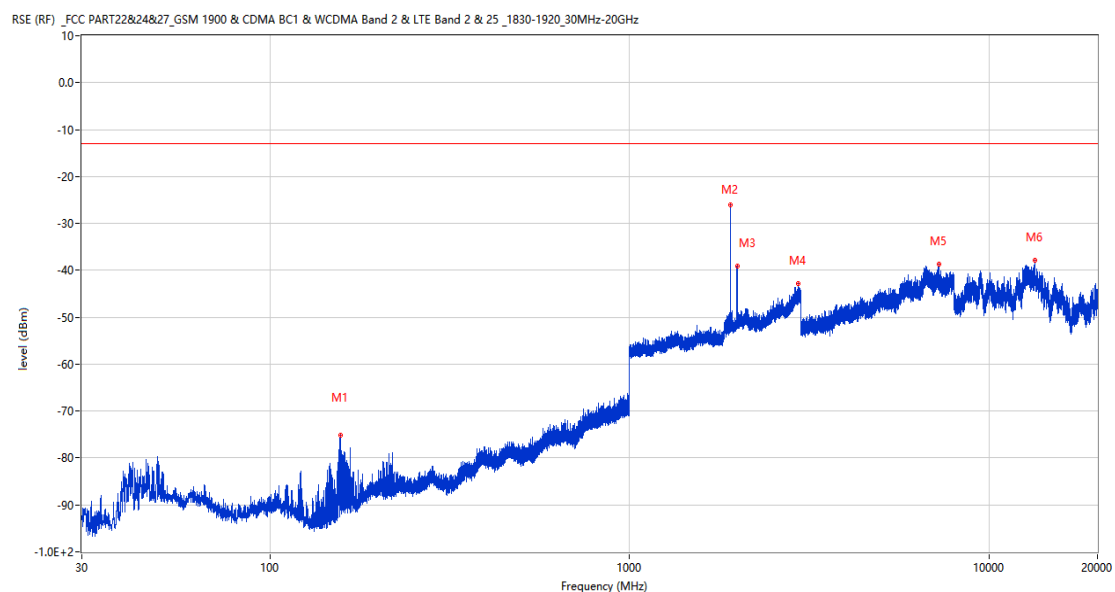
Frequency (MHz)	Result (dBm)	Factor (dB)	PK Limit (dBm)	Over Limit (dB)	Table (o)	ANT	EUT	Verdict
47.411	-67.90	-16.91	-13.0	-54.90	138.00	Vertical	Vertical	Pass
1392.100	-52.77	-0.82	-13.0	-39.77	186.00	Vertical	Vertical	Pass
1882.400	-49.69	2.83	-13.0	-36.69	255.00	Vertical	Vertical	N/A
4521.500	-44.43	10.43	-13.0	-31.43	199.00	Vertical	Vertical	Pass
6703.250	-39.20	15.53	-13.0	-26.20	15.00	Vertical	Vertical	Pass
12755.800	-39.01	15.98	-13.0	-26.01	275.00	Vertical	Vertical	Pass

RSE-V&H GSM 1900 CH661


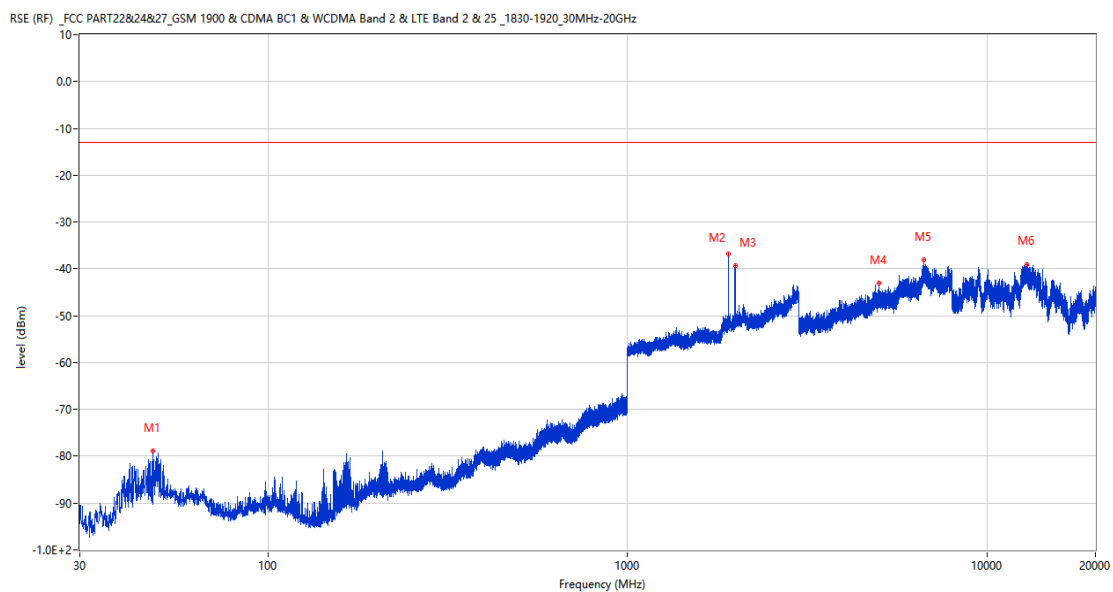
Frequency (MHz)	Result (dBm)	Factor (dB)	PK Limit (dBm)	Over Limit (dB)	Table (o)	ANT	EUT	Verdict
41.640	-67.53	-18.56	-13.0	-54.53	59.00	Vertical	Horizontal	Pass
1288.100	-53.07	-0.59	-13.0	-40.07	160.00	Vertical	Horizontal	Pass
1960.700	-48.42	2.80	-13.0	-35.42	271.00	Vertical	Horizontal	N/A
3864.750	-46.14	8.69	-13.0	-33.14	1.00	Vertical	Horizontal	Pass
6609.250	-39.48	14.32	-13.0	-26.48	18.00	Vertical	Horizontal	Pass
12665.450	-37.90	15.94	-13.0	-24.90	134.00	Vertical	Horizontal	Pass

2.3 GSM 1900 High Channel

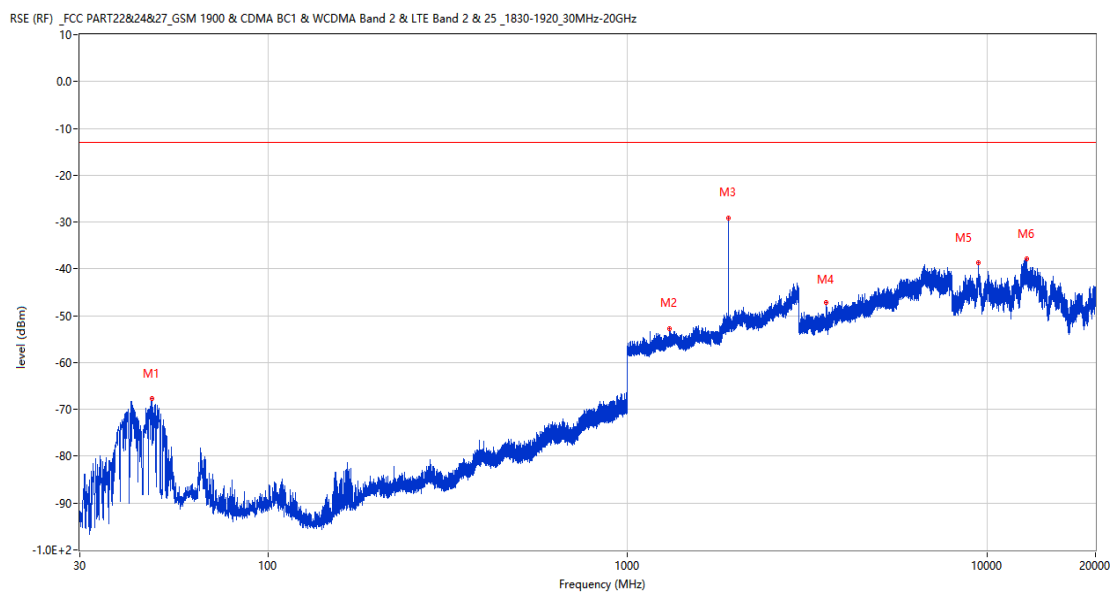
RSE-H&H GSM 1900 CH810



Frequency (MHz)	Result (dBm)	Factor (dB)	PK Limit (dBm)	Over Limit (dB)	Table (o)	ANT	EUT	Verdict
156.828	-75.14	-20.32	-13.0	-62.14	61.00	Horizontal	Horizontal	Pass
1910.600	-26.07	3.14	-13.0	-13.07	330.00	Horizontal	Horizontal	N/A
1990.500	-39.12	2.96	-13.0	-26.12	180.00	Horizontal	Horizontal	N/A
2937.300	-42.85	10.46	-13.0	-29.85	305.00	Horizontal	Horizontal	Pass
7263.500	-38.75	14.33	-13.0	-25.75	252.00	Horizontal	Horizontal	Pass
13373.500	-37.85	16.26	-13.0	-24.85	34.00	Horizontal	Horizontal	Pass

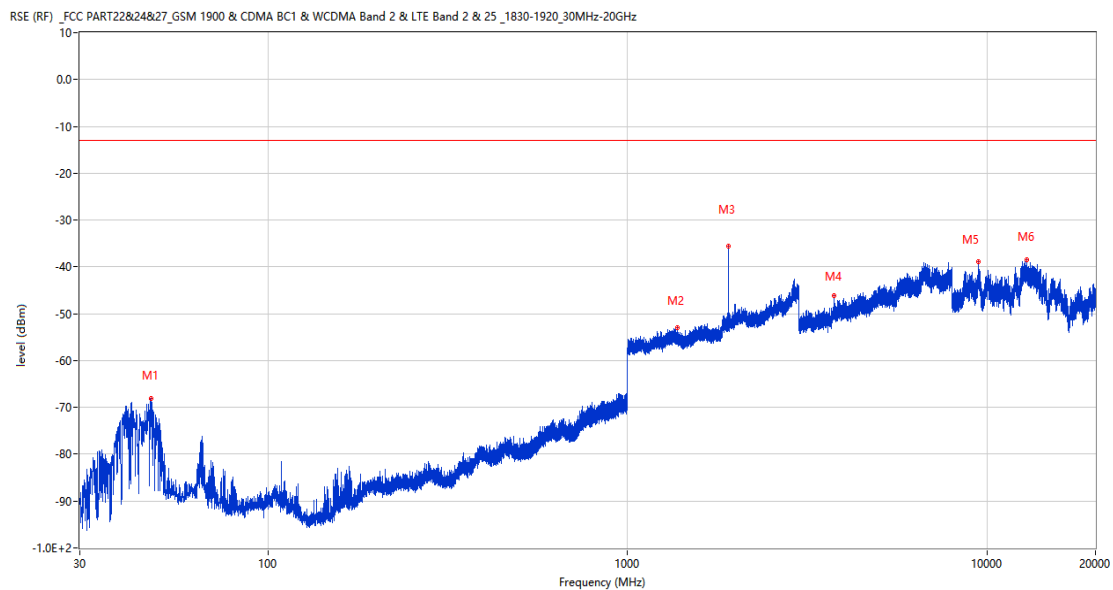
RSE-H&V GSM 1900 CH810


Frequency (MHz)	Result (dBm)	Factor (dB)	PK Limit (dBm)	Over Limit (dB)	Table (o)	ANT	EUT	Verdict
47.897	-78.95	-17.08	-13.0	-65.95	209.00	Horizontal	Vertical	Pass
1910.600	-36.91	3.14	-13.0	-23.91	119.00	Horizontal	Vertical	N/A
1990.600	-39.40	2.95	-13.0	-26.40	298.00	Horizontal	Vertical	N/A
4993.750	-42.98	10.71	-13.0	-29.98	170.00	Horizontal	Vertical	Pass
6682.750	-38.00	14.66	-13.0	-25.00	191.00	Horizontal	Vertical	Pass
12853.313	-39.15	15.42	-13.0	-26.15	347.00	Horizontal	Vertical	Pass

RSE-V&V GSM 1900 CH810


Frequency (MHz)	Result (dBm)	Factor (dB)	PK Limit (dBm)	Over Limit (dB)	Table (o)	ANT	EUT	Verdict
47.654	-67.69	-17.00	-13.0	-54.69	27.00	Vertical	Vertical	Pass
1306.900	-52.86	-0.31	-13.0	-39.86	54.00	Vertical	Vertical	Pass
1910.600	-29.19	3.14	-13.0	-16.19	277.00	Vertical	Vertical	N/A
3560.750	-47.11	6.72	-13.0	-34.11	100.00	Vertical	Vertical	Pass
9449.700	-38.67	14.22	-13.0	-25.67	293.00	Vertical	Vertical	Pass
12896.451	-37.76	16.66	-13.0	-24.76	201.00	Vertical	Vertical	Pass

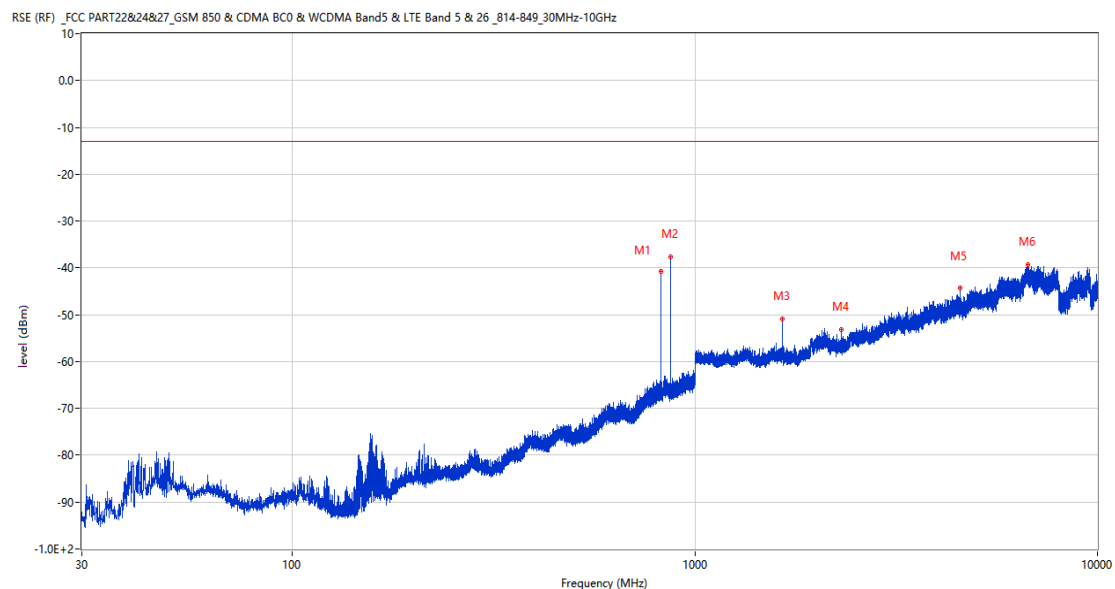
RSE-V&H GSM 1900 CH810



Frequency (MHz)	Result (dBm)	Factor (dB)	PK Limit (dBm)	Over Limit (dB)	Table (o)	ANT	EUT	Verdict
47.266	-68.04	-16.86	-13.0	-55.04	128.00	Vertical	Horizontal	Pass
1378.400	-52.97	-0.55	-13.0	-39.97	259.00	Vertical	Horizontal	Pass
1910.500	-35.48	3.14	-13.0	-22.48	296.00	Vertical	Horizontal	N/A
3752.750	-46.12	8.08	-13.0	-33.12	41.00	Vertical	Horizontal	Pass
9448.275	-38.94	14.19	-13.0	-25.94	135.00	Vertical	Horizontal	Pass
12863.825	-38.53	15.73	-13.0	-25.53	15.00	Vertical	Horizontal	Pass

EGPRS
 3 EGPRS 850
 3.1 EGPRS 850 Low Channel

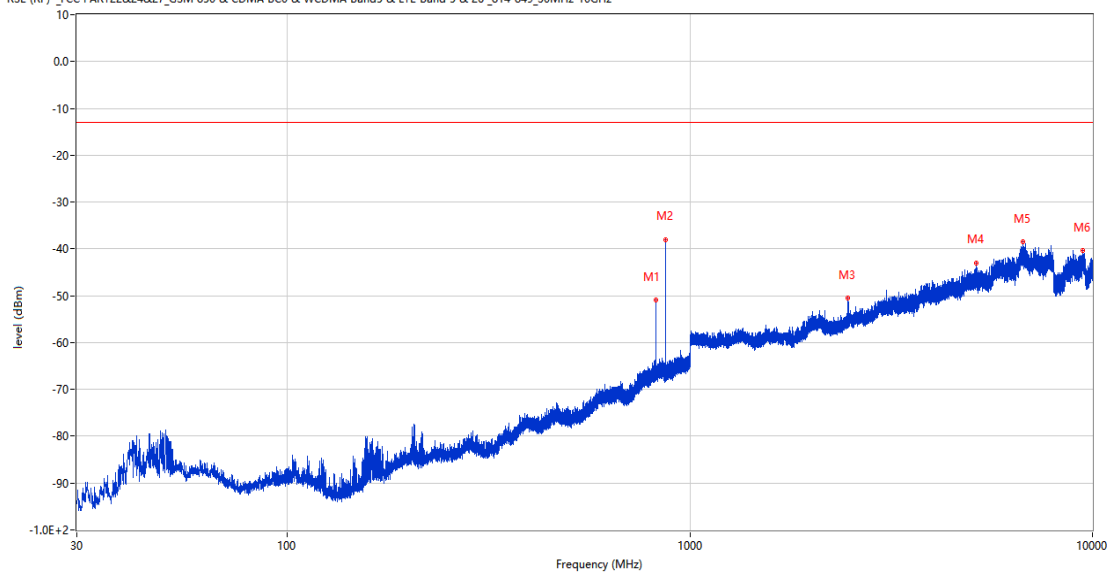
RSE-H&H EGPRS 850 CH128



Frequency (MHz)	Result (dBm)	Factor (dB)	PK Limit (dBm)	Over Limit (dB)	Table (o)	ANT	EUT	Verdict
824.188	-40.79	4.28	-13.0	-27.79	108.00	Horizontal	Horizontal	N/A
869.244	-37.68	4.20	-13.0	-24.68	175.00	Horizontal	Horizontal	N/A
1648.700	-50.97	-4.14	-13.0	-37.97	0.00	Horizontal	Horizontal	Pass
2306.500	-53.29	-2.31	-13.0	-40.29	9.00	Horizontal	Horizontal	Pass
4548.500	-44.20	9.48	-13.0	-31.20	246.00	Horizontal	Horizontal	Pass
6707.250	-39.35	15.64	-13.0	-26.35	347.00	Horizontal	Horizontal	Pass

RSE-H&V EGPRS 850 CH128

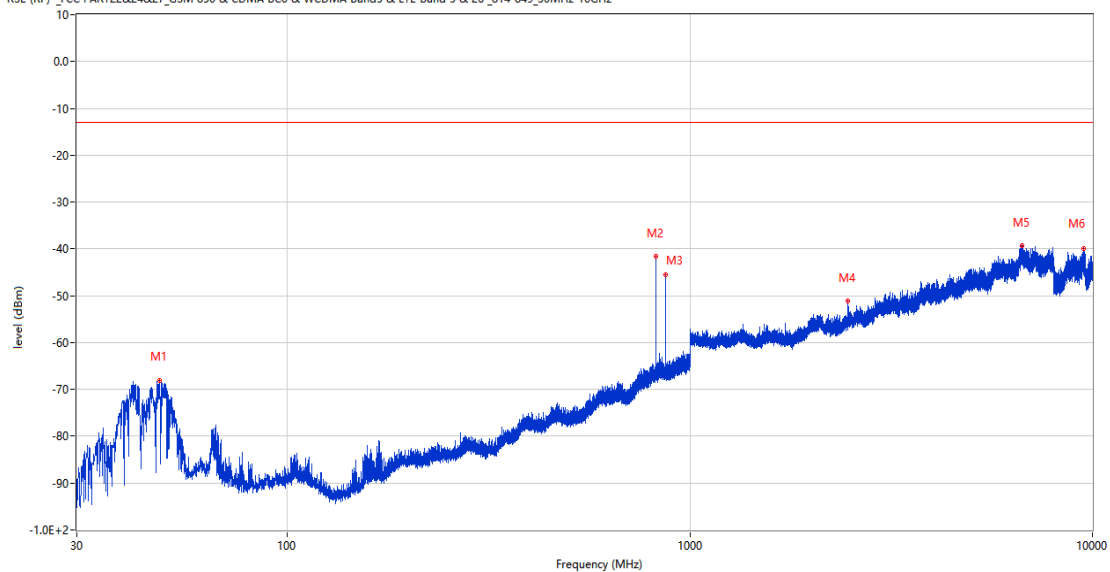
RSE (RF) _FCC PART22&24&27_GSM 850 & CDMA BC0 & WCDMA Band5 & LTE Band 5 & 26_814-849_30MHz-10GHz



Frequency (MHz)	Result (dBm)	Factor (dB)	PK Limit (dBm)	Over Limit (dB)	Table (o)	ANT	EUT	Verdict
824.236	-50.94	4.28	-13.0	-37.94	240.00	Horizontal	Vertical	N/A
869.244	-38.11	4.20	-13.0	-25.11	175.00	Horizontal	Vertical	N/A
2473.200	-50.54	-0.33	-13.0	-37.54	313.00	Horizontal	Vertical	Pass
5145.750	-42.98	11.10	-13.0	-29.98	64.00	Horizontal	Vertical	Pass
6710.500	-38.54	15.68	-13.0	-25.54	46.00	Horizontal	Vertical	Pass
9457.901	-40.39	13.97	-13.0	-27.39	0.00	Horizontal	Vertical	Pass

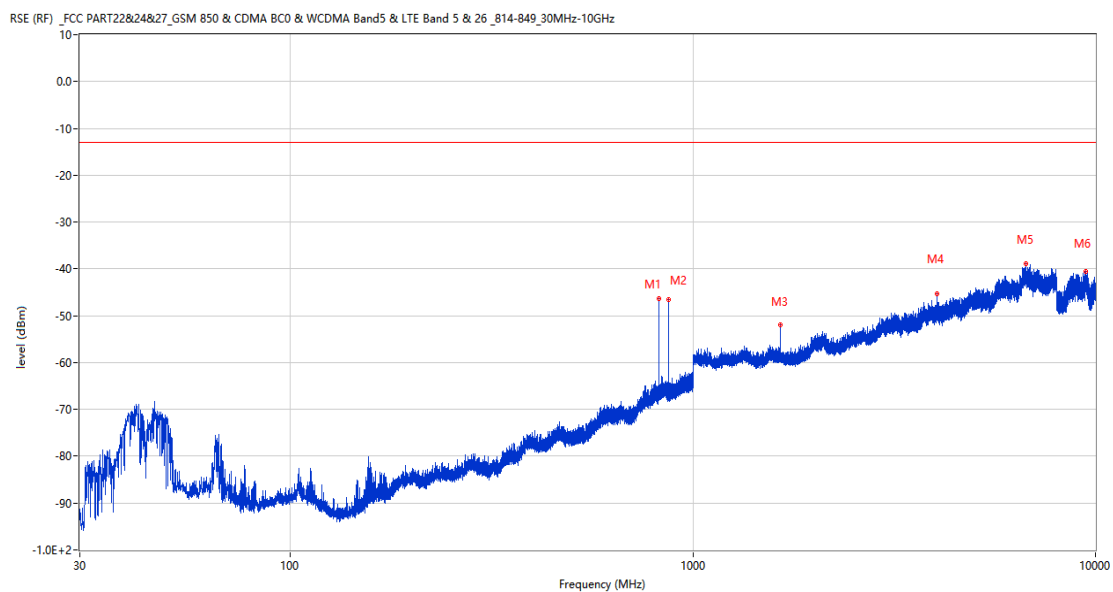
RSE-V&V EGPRS 850 CH128

RSE (RF) _FCC PART22&24&27_GSM 850 & CDMA BC0 & WCDMA Band5 & LTE Band 5 & 26_814-849_30MHz-10GHz



Frequency (MHz)	Result (dBm)	Factor (dB)	PK Limit (dBm)	Over Limit (dB)	Table (o)	ANT	EUT	Verdict
48.187	-68.03	-16.44	-13.0	-55.03	108.00	Vertical	Vertical	Pass
824.236	-41.62	4.28	-13.0	-28.62	115.00	Vertical	Vertical	N/A
869.196	-45.61	4.19	-13.0	-32.61	249.00	Vertical	Vertical	N/A
2473.200	-51.15	-0.33	-13.0	-38.15	332.00	Vertical	Vertical	Pass
6688.000	-39.40	14.65	-13.0	-26.40	360.00	Vertical	Vertical	Pass
9497.300	-39.84	12.74	-13.0	-26.84	322.00	Vertical	Vertical	Pass

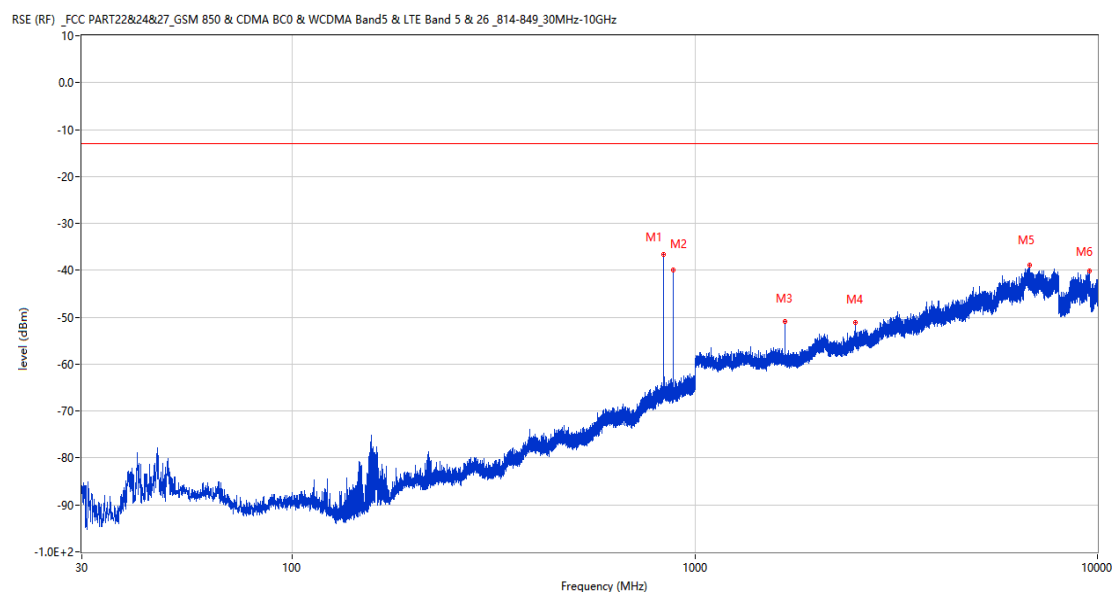
RSE-V&H EGPRS 850 CH128



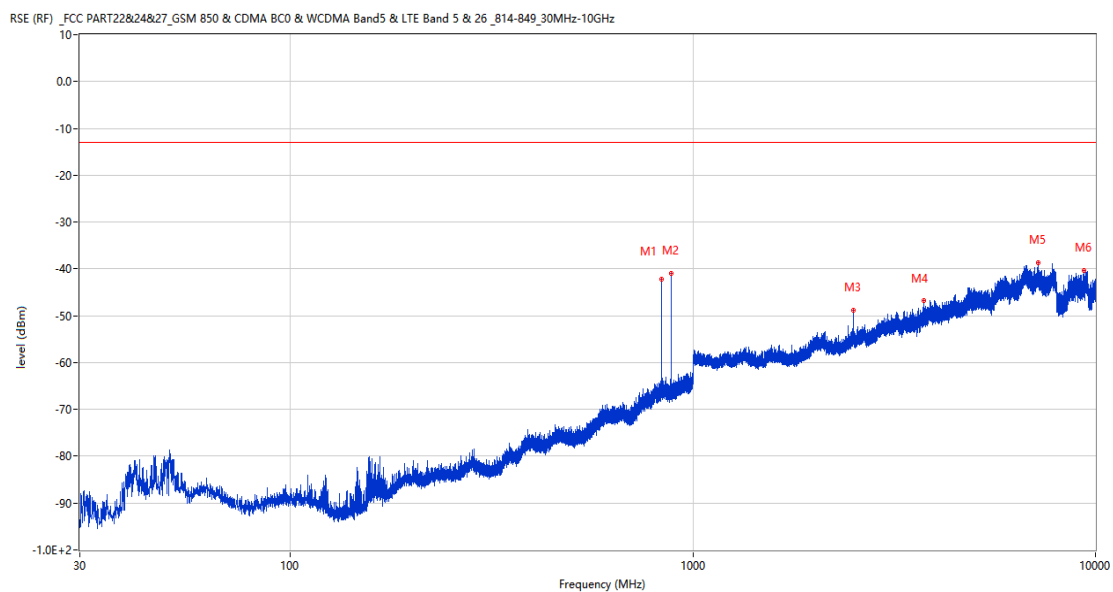
Frequency (MHz)	Result (dBm)	Factor (dB)	PK Limit (dBm)	Over Limit (dB)	Table (o)	ANT	EUT	Verdict
824.188	-46.44	4.28	-13.0	-33.44	40.00	Vertical	Horizontal	N/A
869.196	-46.54	4.19	-13.0	-33.54	254.00	Vertical	Horizontal	N/A
1649.200	-51.92	-4.15	-13.0	-38.92	280.00	Vertical	Horizontal	Pass
4033.500	-45.36	9.32	-13.0	-32.36	45.00	Vertical	Horizontal	Pass
6726.000	-38.87	15.49	-13.0	-25.87	147.00	Vertical	Horizontal	Pass
9463.599	-40.52	13.80	-13.0	-27.52	45.00	Vertical	Horizontal	Pass

3.2 EGPRS 850 Middle Channel

RSE-H&H EGPRS 850 CH190



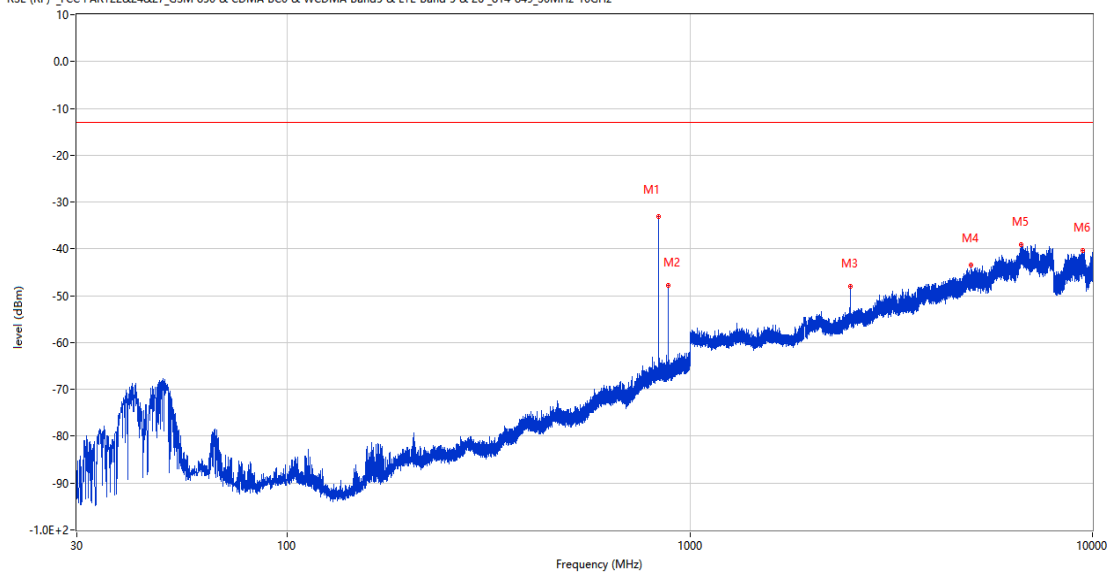
Frequency (MHz)	Result (dBm)	Factor (dB)	PK Limit (dBm)	Over Limit (dB)	Table (o)	ANT	EUT	Verdict
836.652	-36.69	4.78	-13.0	-23.69	109.00	Horizontal	Horizontal	N/A
881.612	-40.01	4.17	-13.0	-27.01	180.00	Horizontal	Horizontal	N/A
1673.900	-50.86	-4.50	-13.0	-37.86	325.00	Horizontal	Horizontal	Pass
2510.600	-51.09	0.61	-13.0	-38.09	44.00	Horizontal	Horizontal	Pass
6780.000	-38.92	14.28	-13.0	-25.92	43.00	Horizontal	Horizontal	Pass
9550.300	-40.19	14.04	-13.0	-27.19	299.00	Horizontal	Horizontal	Pass

RSE-H&V EGPRS 850 CH190


Frequency (MHz)	Result (dBm)	Factor (dB)	PK Limit (dBm)	Over Limit (dB)	Table (o)	ANT	EUT	Verdict
836.604	-42.21	4.78	-13.0	-29.21	23.00	Horizontal	Vertical	N/A
881.514	-40.91	4.17	-13.0	-27.91	200.00	Horizontal	Vertical	N/A
2510.600	-48.79	0.61	-13.0	-35.79	136.00	Horizontal	Vertical	Pass
3750.750	-46.73	7.97	-13.0	-33.73	262.00	Horizontal	Vertical	Pass
7199.500	-38.77	14.69	-13.0	-25.77	162.00	Horizontal	Vertical	Pass
9370.599	-40.41	14.24	-13.0	-27.41	46.00	Horizontal	Vertical	Pass

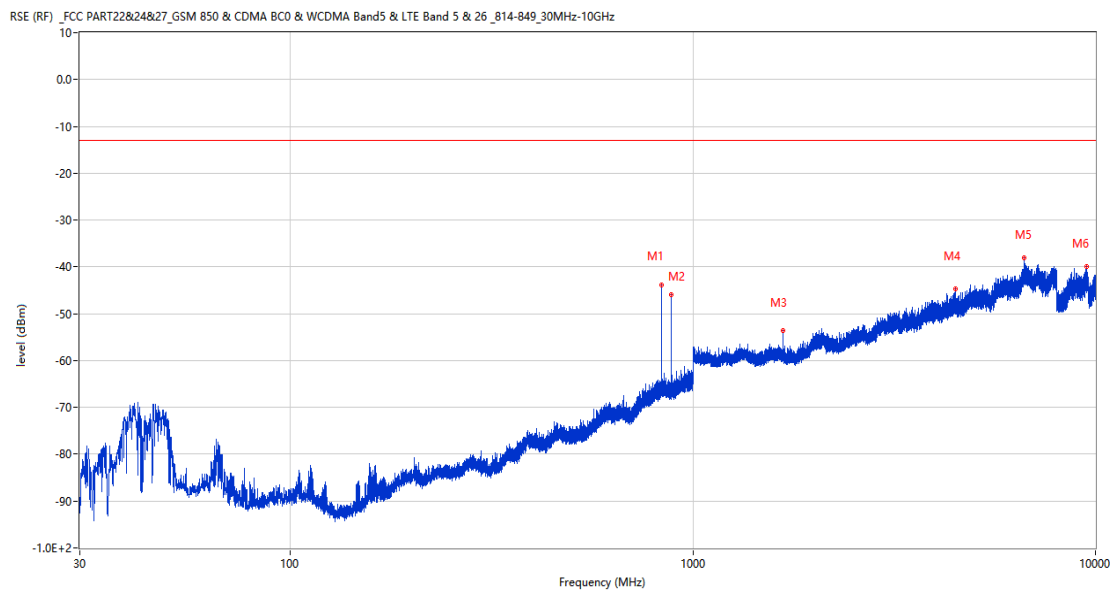
RSE-V&V EGPRS 850 CH190

RSE (RF) _FCC PART22&24&27_GSM 850 & CDMA BC0 & WCDMA Band5 & LTE Band 5 & 26_814-849_30MHz-10GHz



Frequency (MHz)	Result (dBm)	Factor (dB)	PK Limit (dBm)	Over Limit (dB)	Table (o)	ANT	EUT	Verdict
836.604	-33.01	4.78	-13.0	-20.01	64.00	Vertical	Vertical	N/A
881.612	-47.72	4.17	-13.0	-34.72	259.00	Vertical	Vertical	N/A
2510.600	-48.09	0.61	-13.0	-35.09	329.00	Vertical	Vertical	Pass
5004.250	-43.45	10.81	-13.0	-30.45	334.00	Vertical	Vertical	Pass
6656.500	-39.19	15.04	-13.0	-26.19	334.00	Vertical	Vertical	Pass
9450.700	-40.44	14.20	-13.0	-27.44	182.00	Vertical	Vertical	Pass

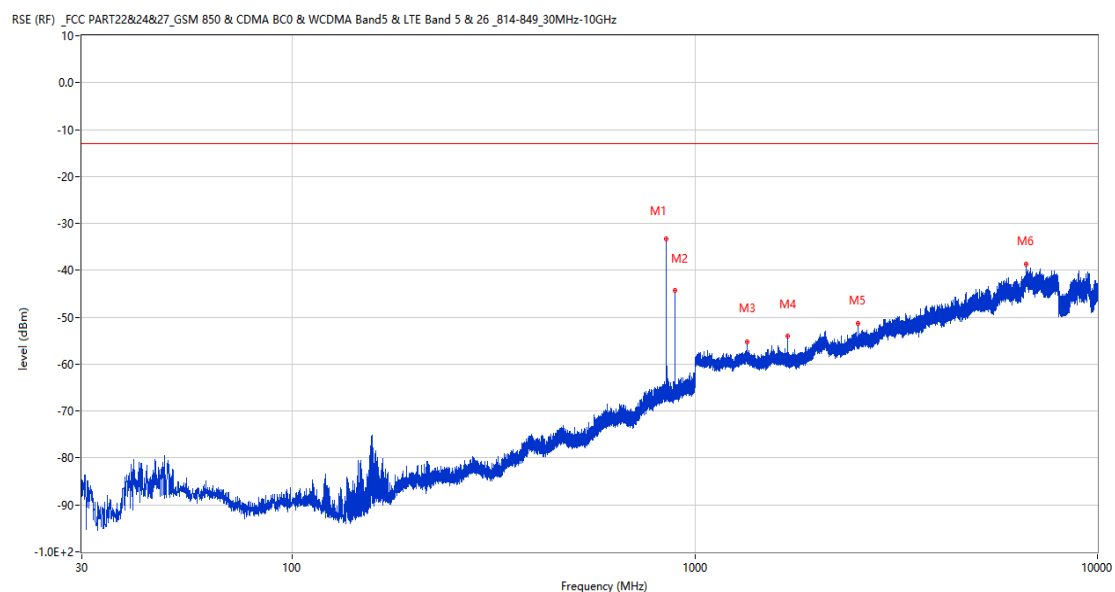
RSE-V&H EGPRS 850 CH190



Frequency (MHz)	Result (dBm)	Factor (dB)	PK Limit (dBm)	Over Limit (dB)	Table (o)	ANT	EUT	Verdict
836.604	-43.80	4.78	-13.0	-30.80	4.00	Vertical	Horizontal	N/A
881.514	-46.03	4.17	-13.0	-33.03	253.00	Vertical	Horizontal	N/A
1674.000	-53.60	-4.51	-13.0	-40.60	134.00	Vertical	Horizontal	Pass
4480.250	-44.79	9.79	-13.0	-31.79	1.00	Vertical	Horizontal	Pass
6650.250	-38.11	15.11	-13.0	-25.11	11.00	Vertical	Horizontal	Pass
9487.300	-39.94	13.06	-13.0	-26.94	360.00	Vertical	Horizontal	Pass

3.3 EGPRS 850 High Channel

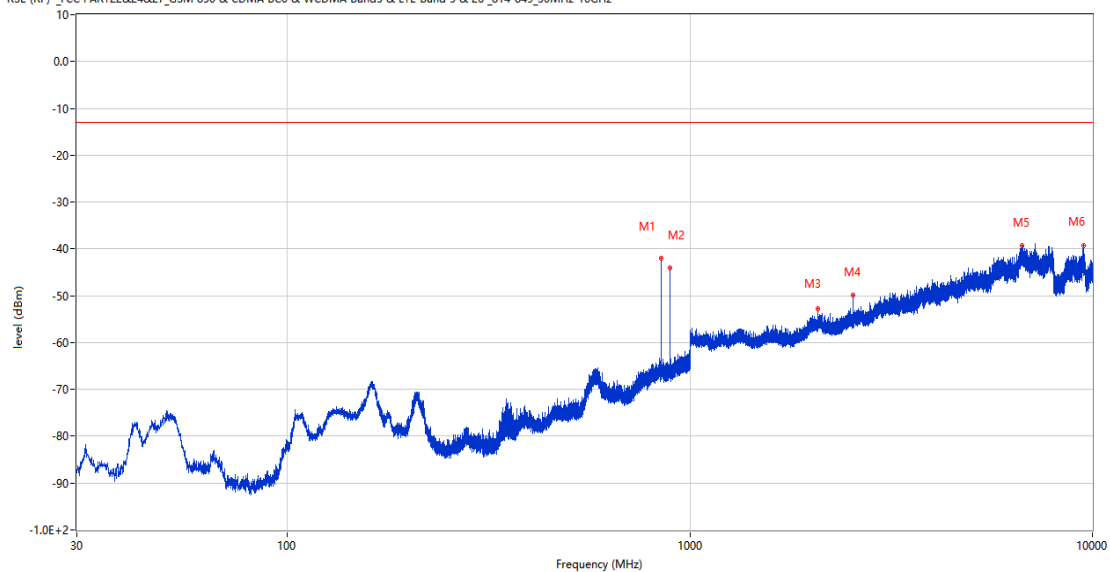
RSE-H&H EGPRS 850 CH251



Frequency (MHz)	Result (dBm)	Factor (dB)	PK Limit (dBm)	Over Limit (dB)	Table (o)	ANT	EUT	Verdict
848.874	-33.34	4.87	-13.0	-20.34	112.00	Horizontal	Horizontal	N/A
893.785	-44.19	4.56	-13.0	-31.19	186.00	Horizontal	Horizontal	N/A
1350.600	-55.35	-3.65	-13.0	-42.35	270.00	Horizontal	Horizontal	Pass
1698.300	-54.11	-4.47	-13.0	-41.11	345.00	Horizontal	Horizontal	Pass
2547.400	-51.31	0.27	-13.0	-38.31	32.00	Horizontal	Horizontal	Pass
6646.000	-38.61	15.23	-13.0	-25.61	61.00	Horizontal	Horizontal	Pass

RSE-H&V EGPRS 850 CH251

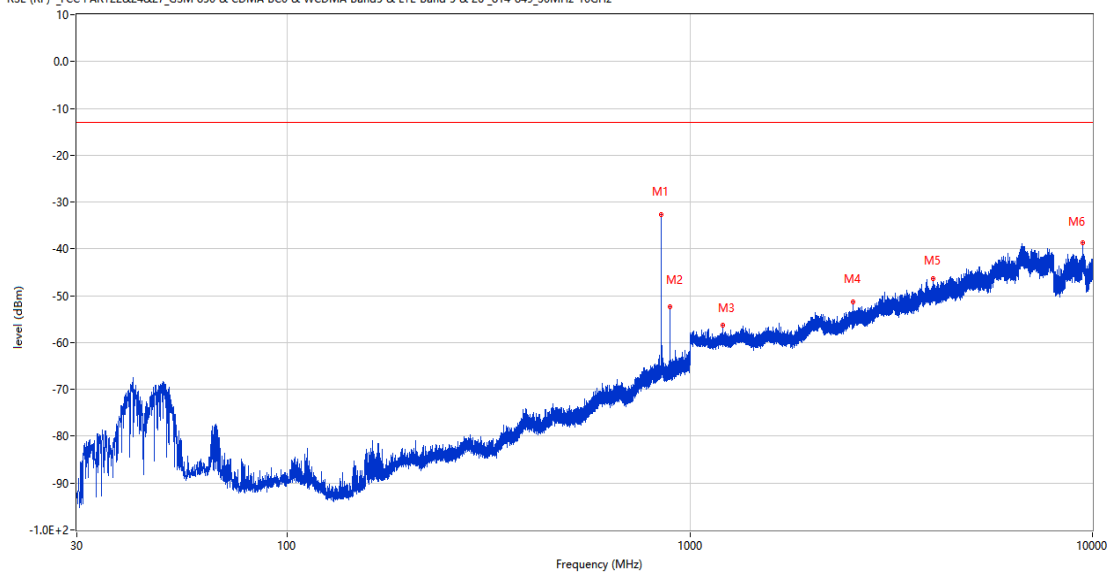
RSE (RF) _FCC PART22&24&27_GSM 850 & CDMA BC0 & WCDMA Band5 & LTE Band 5 & 26_814-849_30MHz-10GHz



Frequency (MHz)	Result (dBm)	Factor (dB)	PK Limit (dBm)	Over Limit (dB)	Table (o)	ANT	EUT	Verdict
848.825	-42.04	4.87	-13.0	-29.04	243.00	Horizontal	Vertical	N/A
893.833	-44.17	4.56	-13.0	-31.17	193.00	Horizontal	Vertical	N/A
2081.800	-52.81	-0.91	-13.0	-39.81	128.00	Horizontal	Vertical	Pass
2547.200	-49.85	0.33	-13.0	-36.85	165.00	Horizontal	Vertical	Pass
6670.250	-39.28	14.59	-13.0	-26.28	283.00	Horizontal	Vertical	Pass
9508.500	-39.38	12.90	-13.0	-26.38	186.00	Horizontal	Vertical	Pass

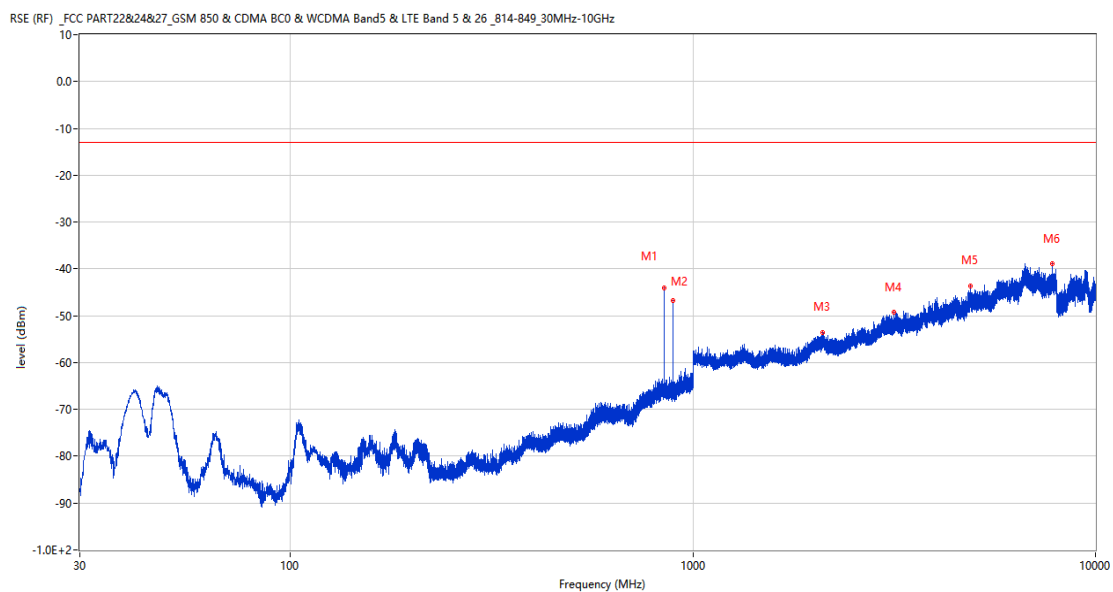
RSE-V&V EGPRS 850 CH251

RSE (RF) _FCC PART22&24&27_GSM 850 & CDMA BC0 & WCDMA Band5 & LTE Band 5 & 26_814-849_30MHz-10GHz



Frequency (MHz)	Result (dBm)	Factor (dB)	PK Limit (dBm)	Over Limit (dB)	Table (o)	ANT	EUT	Verdict
848.825	-32.70	4.87	-13.0	-19.70	177.00	Vertical	Vertical	N/A
893.785	-52.36	4.56	-13.0	-39.36	222.00	Vertical	Vertical	N/A
1208.100	-56.27	-4.36	-13.0	-43.27	212.00	Vertical	Vertical	Pass
2547.100	-51.35	0.36	-13.0	-38.35	299.00	Vertical	Vertical	Pass
4019.750	-46.45	9.02	-13.0	-33.45	294.00	Vertical	Vertical	Pass
9443.000	-38.76	14.11	-13.0	-25.76	301.00	Vertical	Vertical	Pass

RSE-V&H EGPRS 850 CH251

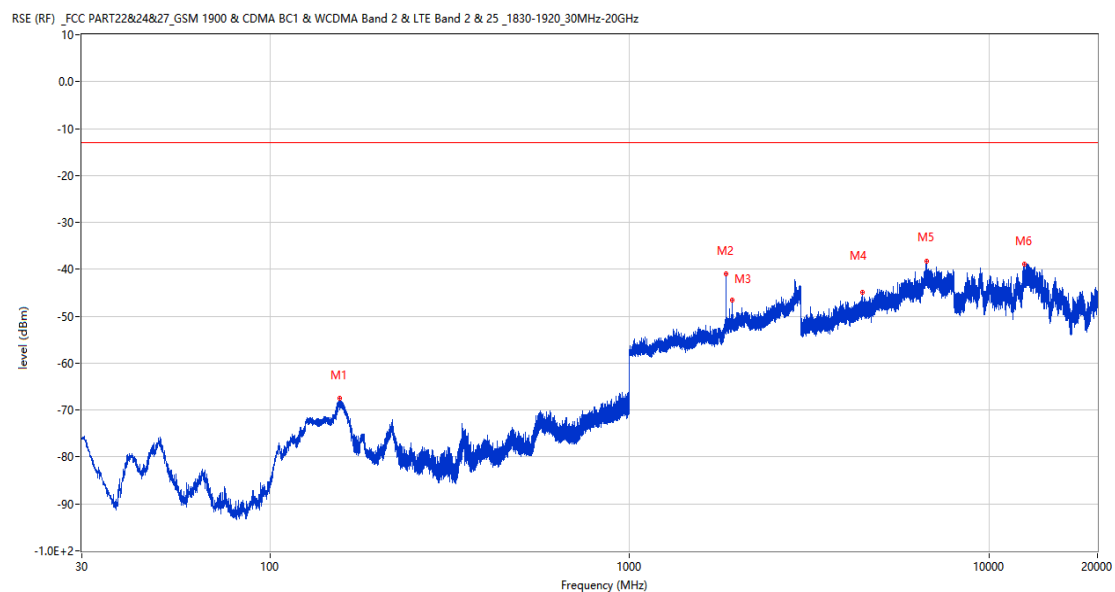


Frequency (MHz)	Result (dBm)	Factor (dB)	PK Limit (dBm)	Over Limit (dB)	Table (o)	ANT	EUT	Verdict
848.825	-43.99	4.87	-13.0	-30.99	50.00	Vertical	Horizontal	N/A
893.833	-46.79	4.56	-13.0	-33.79	252.00	Vertical	Horizontal	N/A
2103.400	-53.50	-0.13	-13.0	-40.50	62.00	Vertical	Horizontal	Pass
3163.000	-49.29	5.67	-13.0	-36.29	322.00	Vertical	Horizontal	Pass
4883.500	-43.72	10.66	-13.0	-30.72	358.00	Vertical	Horizontal	Pass
7823.000	-38.88	16.11	-13.0	-25.88	217.00	Vertical	Horizontal	Pass

4 EGPRS 900

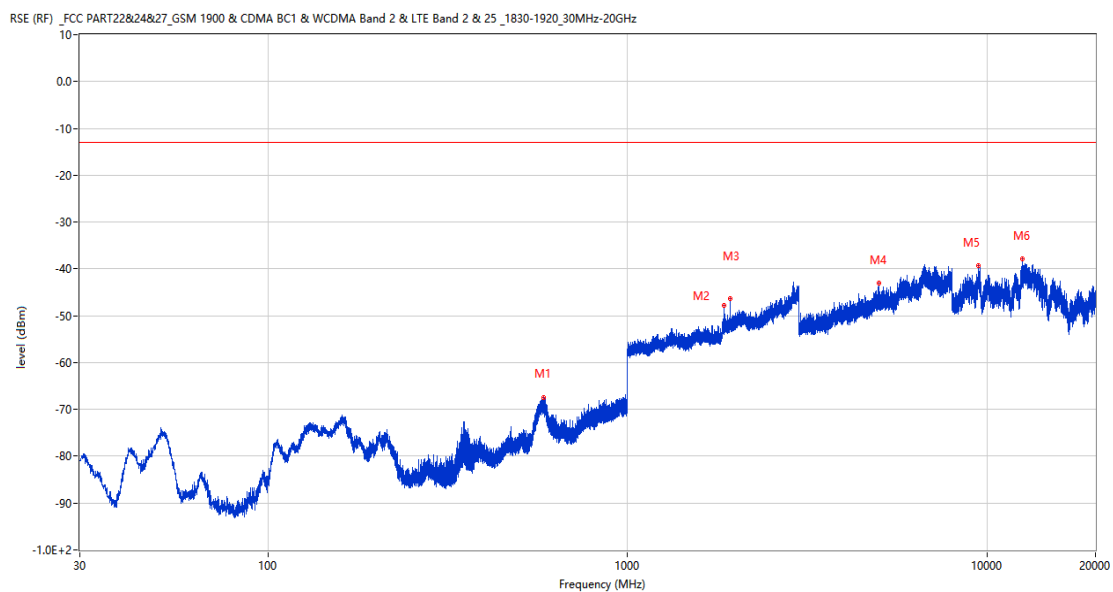
4.1 EGPRS 1900 Low Channel

RSE-H&H EGPRS 1900 CH512



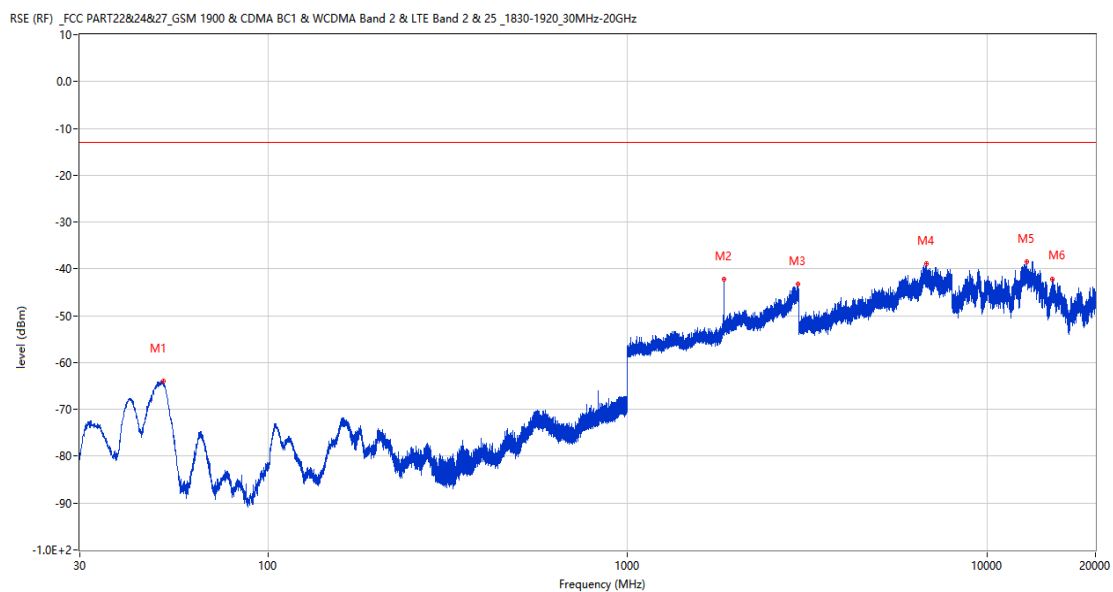
Frequency (MHz)	Result (dBm)	Factor (dB)	PK Limit (dBm)	Over Limit (dB)	Table (o)	ANT	EUT	Verdict
156.440	-67.56	-20.41	-13.0	-54.56	242.00	Horizontal	Horizontal	Pass
1851.000	-40.91	2.45	-13.0	-27.91	287.00	Horizontal	Horizontal	N/A
1931.000	-46.63	3.33	-13.0	-33.63	194.00	Horizontal	Horizontal	N/A
4444.000	-44.98	9.65	-13.0	-31.98	97.00	Horizontal	Horizontal	Pass
6703.750	-38.35	15.51	-13.0	-25.35	29.00	Horizontal	Horizontal	Pass
12494.687	-38.91	15.48	-13.0	-25.91	113.00	Horizontal	Horizontal	Pass

RSE-H&V EGPRS 1900 CH512



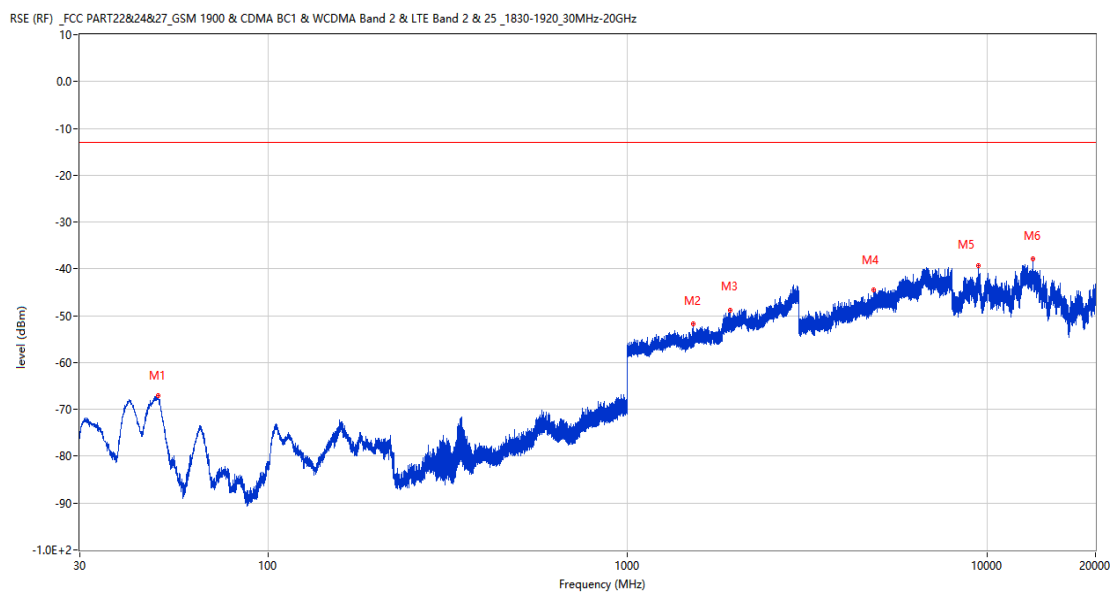
Frequency (MHz)	Result (dBm)	Factor (dB)	PK Limit (dBm)	Over Limit (dB)	Table (o)	ANT	EUT	Verdict
585.616	-67.38	-5.48	-13.0	-54.38	302.00	Horizontal	Vertical	Pass
1850.600	-47.84	2.44	-13.0	-34.84	360.00	Horizontal	Vertical	N/A
1930.800	-46.45	3.33	-13.0	-33.45	194.00	Horizontal	Vertical	N/A
5003.250	-43.09	10.84	-13.0	-30.09	1.00	Horizontal	Vertical	Pass
9458.725	-39.26	13.95	-13.0	-26.26	273.00	Horizontal	Vertical	Pass
12507.750	-37.81	15.50	-13.0	-24.81	227.00	Horizontal	Vertical	Pass

RSE-V&V EGPRS 1900 CH512



Frequency (MHz)	Result (dBm)	Factor (dB)	PK Limit (dBm)	Over Limit (dB)	Table (o)	ANT	EUT	Verdict
51.146	-64.02	-16.67	-13.0	-51.02	0.00	Vertical	Vertical	Pass
1851.000	-42.17	2.45	-13.0	-29.17	211.00	Vertical	Vertical	N/A
2972.400	-43.24	11.48	-13.0	-30.24	211.00	Vertical	Vertical	Pass
6797.250	-38.89	14.56	-13.0	-25.89	147.00	Vertical	Vertical	Pass
12880.137	-38.39	16.19	-13.0	-25.39	186.00	Vertical	Vertical	Pass
15161.713	-42.11	13.14	-13.0	-29.11	118.00	Vertical	Vertical	Pass

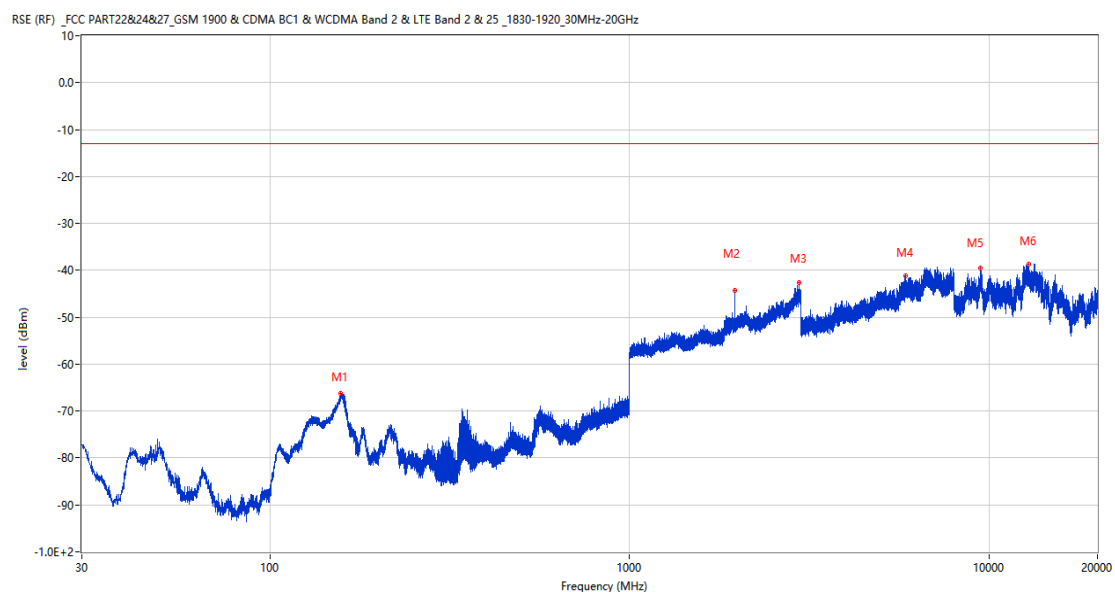
RSE-V&H EGPRS 1900 CH512



Frequency (MHz)	Result (dBm)	Factor (dB)	PK Limit (dBm)	Over Limit (dB)	Table (o)	ANT	EUT	Verdict
49.642	-66.99	-17.23	-13.0	-53.99	105.00	Vertical	Horizontal	Pass
1518.900	-51.69	-0.24	-13.0	-38.69	281.00	Vertical	Horizontal	Pass
1931.000	-48.88	3.33	-13.0	-35.88	293.00	Vertical	Horizontal	Pass
4827.500	-44.51	10.18	-13.0	-31.51	156.00	Vertical	Horizontal	Pass
9478.200	-39.38	13.34	-13.0	-26.38	231.00	Vertical	Horizontal	Pass
13369.150	-37.94	16.25	-13.0	-24.94	194.00	Vertical	Horizontal	Pass

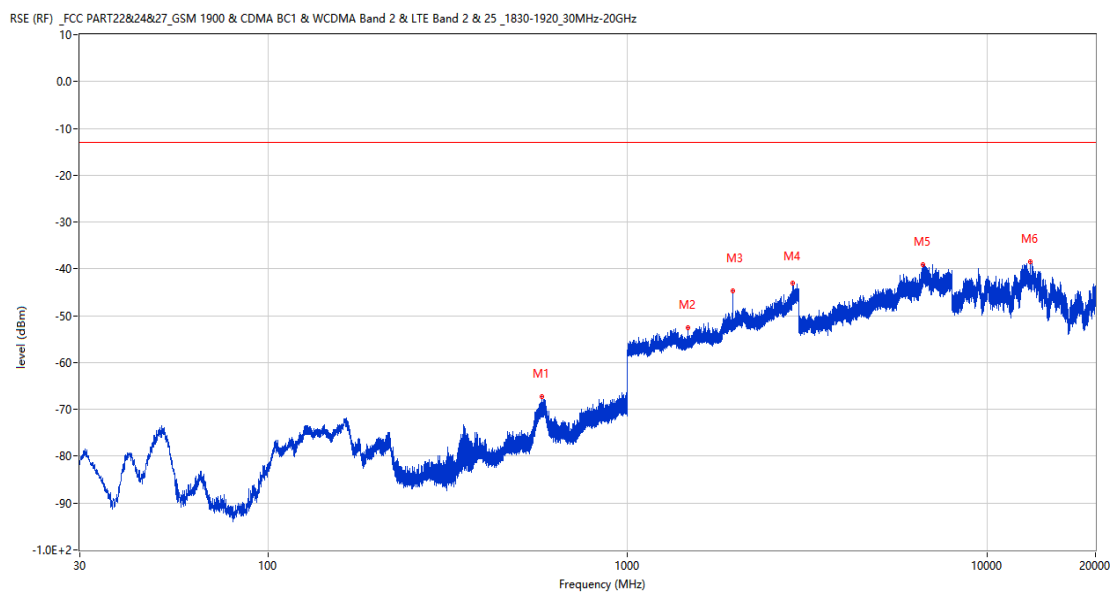
4.2 EGPRS 1900 Middle Channel

RSE-H&H EGPRS 1900 CH661



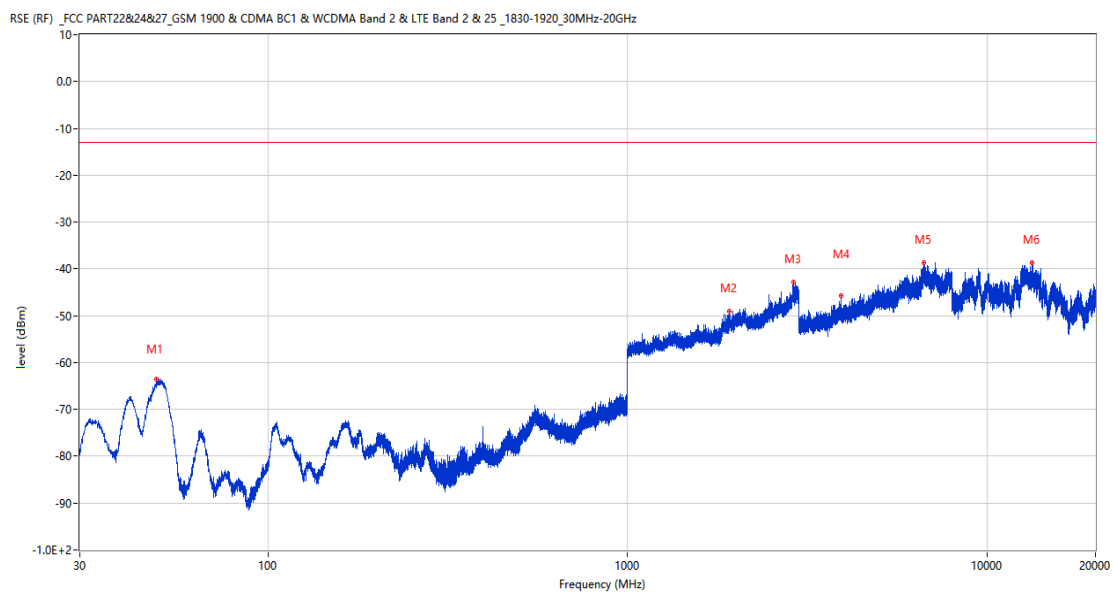
Frequency (MHz)	Result (dBm)	Factor (dB)	PK Limit (dBm)	Over Limit (dB)	Table (o)	ANT	EUT	Verdict
157.604	-66.33	-20.14	-13.0	-53.33	260.00	Horizontal	Horizontal	Pass
1960.700	-44.34	2.80	-13.0	-31.34	188.00	Horizontal	Horizontal	N/A
2967.500	-42.72	11.87	-13.0	-29.72	326.00	Horizontal	Horizontal	Pass
5839.250	-41.23	12.46	-13.0	-28.23	229.00	Horizontal	Horizontal	Pass
9452.787	-39.60	14.13	-13.0	-26.60	318.00	Horizontal	Horizontal	Pass
12912.400	-38.78	16.43	-13.0	-25.78	62.00	Horizontal	Horizontal	Pass

RSE-H&V EGPRS 1900 CH661



Frequency (MHz)	Result (dBm)	Factor (dB)	PK Limit (dBm)	Over Limit (dB)	Table (o)	ANT	EUT	Verdict
576.401	-67.22	-6.17	-13.0	-54.22	296.00	Horizontal	Vertical	Pass
1469.300	-52.54	-1.25	-13.0	-39.54	177.00	Horizontal	Vertical	Pass
1960.600	-44.79	2.80	-13.0	-31.79	195.00	Horizontal	Vertical	N/A
2887.000	-43.10	11.57	-13.0	-30.10	195.00	Horizontal	Vertical	Pass
6633.750	-39.03	14.89	-13.0	-26.03	123.00	Horizontal	Vertical	Pass
13167.963	-38.55	15.14	-13.0	-25.55	275.00	Horizontal	Vertical	Pass

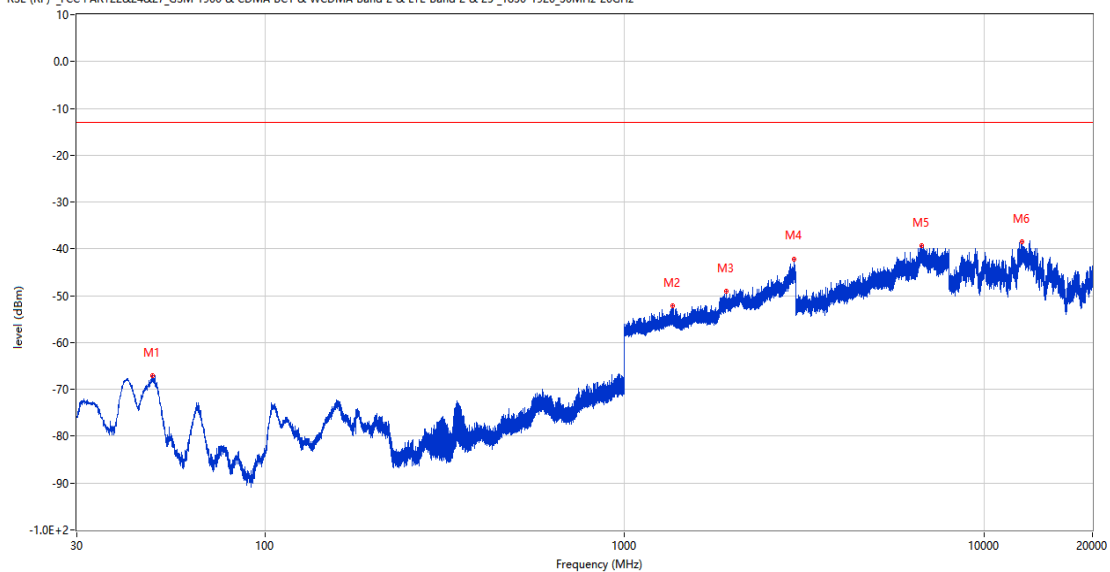
RSE-V&V EGPRS 1900 CH661



Frequency (MHz)	Result (dBm)	Factor (dB)	PK Limit (dBm)	Over Limit (dB)	Table (o)	ANT	EUT	Verdict
49.109	-63.59	-17.32	-13.0	-50.59	0.00	Vertical	Vertical	Pass
1915.400	-49.01	3.18	-13.0	-36.01	159.00	Vertical	Vertical	Pass
2887.400	-42.90	11.70	-13.0	-29.90	0.00	Vertical	Vertical	Pass
3927.250	-45.79	8.65	-13.0	-32.79	231.00	Vertical	Vertical	Pass
6659.250	-38.78	14.83	-13.0	-25.78	265.00	Vertical	Vertical	Pass
13357.912	-38.74	16.21	-13.0	-25.74	39.00	Vertical	Vertical	Pass

RSE-V&H EGPRS 1900 CH661

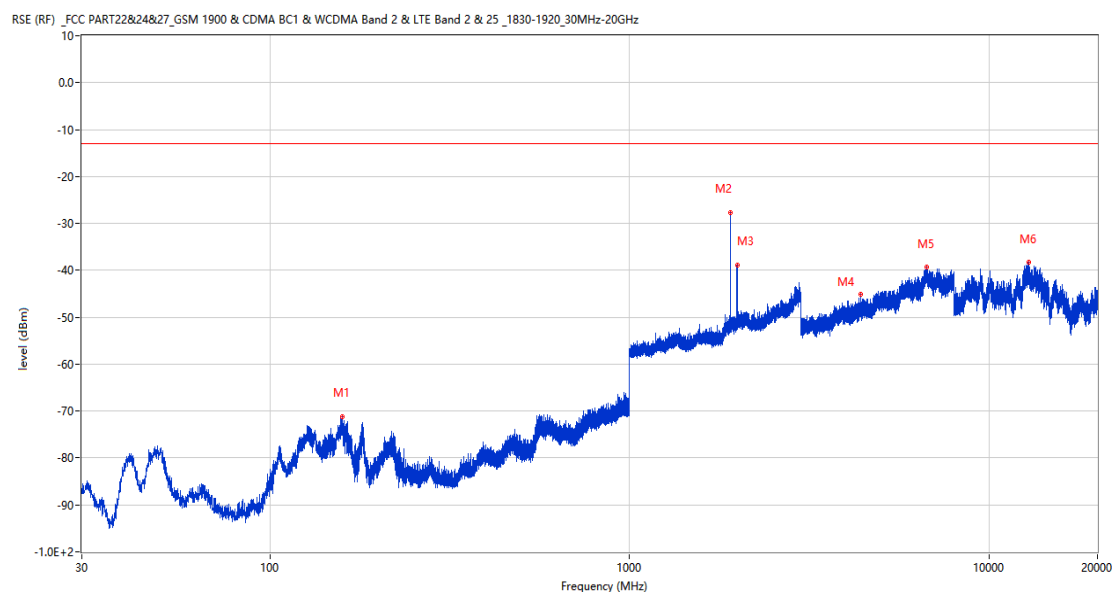
RSE (RF) _FCC PART22&24&27_GSM 1900 & CDMA BC1 & WCDMA Band 2 & LTE Band 2 & 25_1830-1920_30MHz-20GHz



Frequency (MHz)	Result (dBm)	Factor (dB)	PK Limit (dBm)	Over Limit (dB)	Table (o)	ANT	EUT	Verdict
48.770	-67.04	-17.30	-13.0	-54.04	165.00	Vertical	Horizontal	Pass
1360.500	-52.15	-0.23	-13.0	-39.15	188.00	Vertical	Horizontal	Pass
1913.800	-49.04	3.17	-13.0	-36.04	176.00	Vertical	Horizontal	Pass
2963.700	-42.19	11.84	-13.0	-29.19	351.00	Vertical	Horizontal	Pass
6697.000	-39.20	15.20	-13.0	-26.20	253.00	Vertical	Horizontal	Pass
12713.900	-38.38	16.39	-13.0	-25.38	254.00	Vertical	Horizontal	Pass

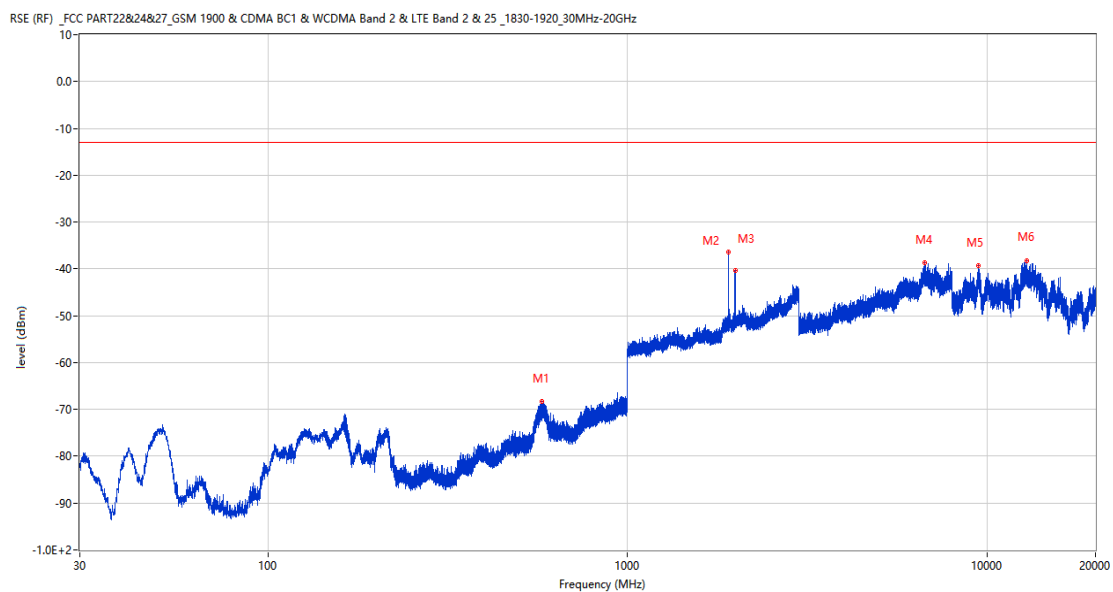
4.3 EGPRS 1900 High Channel

RSE-H&H EGPRS 1900 CH810



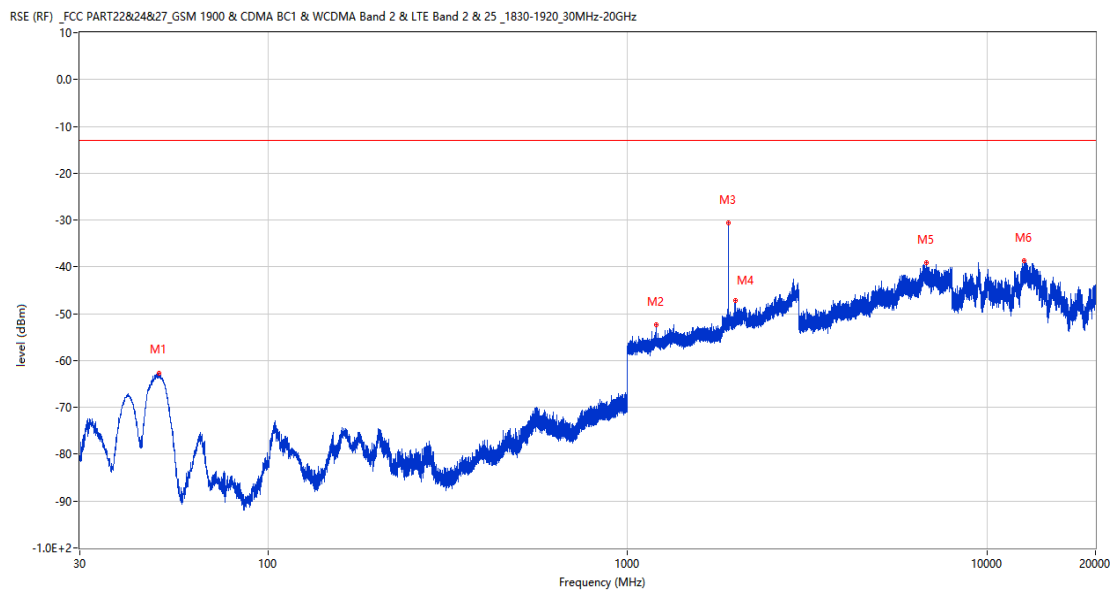
Frequency (MHz)	Result (dBm)	Factor (dB)	PK Limit (dBm)	Over Limit (dB)	Table (o)	ANT	EUT	Verdict
158.768	-71.28	-19.87	-13.0	-58.28	246.00	Horizontal	Horizontal	Pass
1910.500	-27.67	3.14	-13.0	-14.67	302.00	Horizontal	Horizontal	N/A
1990.500	-38.86	2.96	-13.0	-25.86	189.00	Horizontal	Horizontal	N/A
4397.750	-45.14	9.12	-13.0	-32.14	196.00	Horizontal	Horizontal	Pass
6698.250	-39.37	15.23	-13.0	-26.37	72.00	Horizontal	Horizontal	Pass
12913.125	-38.30	16.41	-13.0	-25.30	57.00	Horizontal	Horizontal	Pass

RSE-H&V EGPRS 1900 CH810



Frequency (MHz)	Result (dBm)	Factor (dB)	PK Limit (dBm)	Over Limit (dB)	Table (o)	ANT	EUT	Verdict
578.729	-68.37	-5.77	-13.0	-55.37	313.00	Horizontal	Vertical	Pass
1910.500	-36.47	3.14	-13.0	-23.47	14.00	Horizontal	Vertical	N/A
1990.500	-40.34	2.96	-13.0	-27.34	190.00	Horizontal	Vertical	N/A
6703.500	-38.62	15.52	-13.0	-25.62	171.00	Horizontal	Vertical	Pass
9465.138	-39.31	13.75	-13.0	-26.31	137.00	Horizontal	Vertical	Pass
12900.076	-38.25	16.76	-13.0	-25.25	341.00	Horizontal	Vertical	Pass

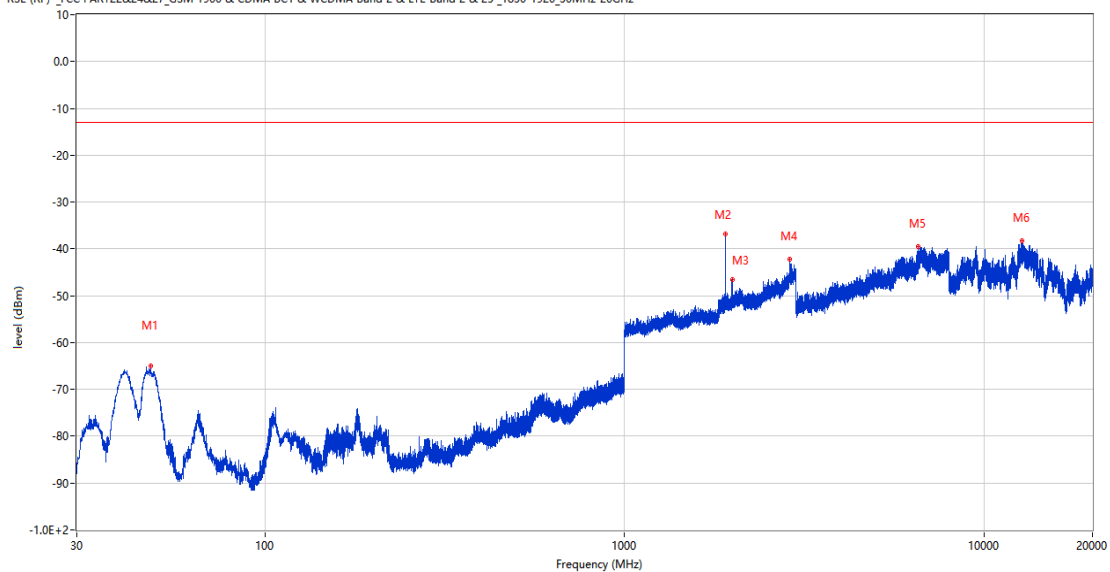
RSE-V&V EGPRS 1900 CH810



Frequency (MHz)	Result (dBm)	Factor (dB)	PK Limit (dBm)	Over Limit (dB)	Table (o)	ANT	EUT	Verdict
49.934	-62.78	-17.19	-13.0	-49.78	0.00	Vertical	Vertical	Pass
1201.400	-52.45	-0.87	-13.0	-39.45	282.00	Vertical	Vertical	Pass
1910.500	-30.70	3.14	-13.0	-17.70	269.00	Vertical	Vertical	N/A
1990.600	-47.26	2.95	-13.0	-34.26	62.00	Vertical	Vertical	N/A
6795.000	-39.14	14.38	-13.0	-26.14	298.00	Vertical	Vertical	Pass
12694.662	-38.77	16.45	-13.0	-25.77	221.00	Vertical	Vertical	Pass

RSE-V&H EGPRS 1900 CH810

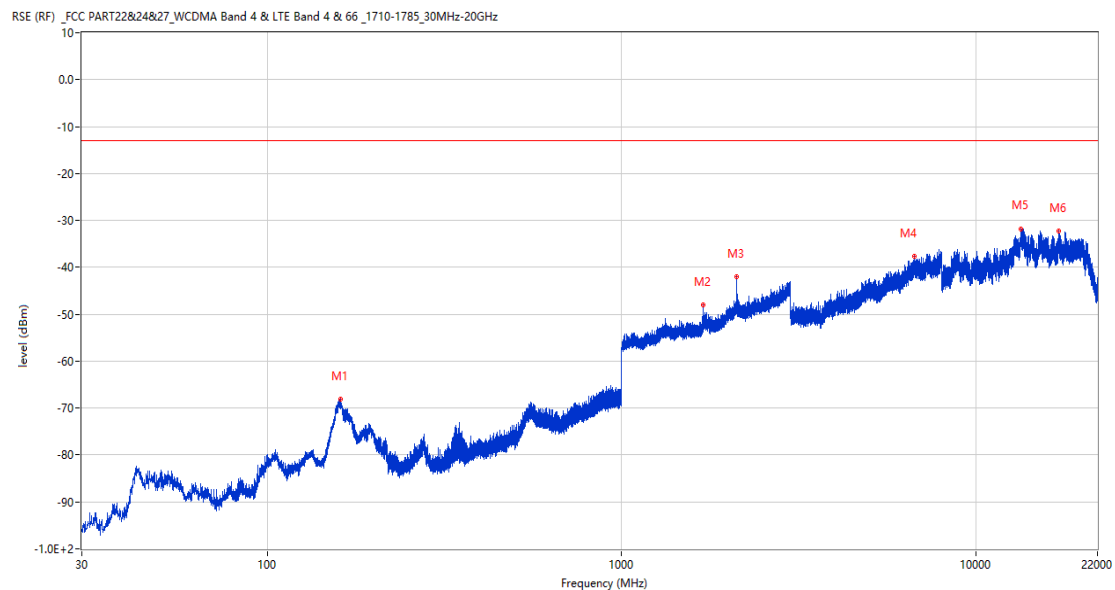
RSE (RF) _FCC PART22&24&27_GSM 1900 & CDMA BC1 & WCDMA Band 2 & LTE Band 2 & 25_1830-1920_30MHz-20GHz



Frequency (MHz)	Result (dBm)	Factor (dB)	PK Limit (dBm)	Over Limit (dB)	Table (o)	ANT	EUT	Verdict
48.090	-65.07	-17.14	-13.0	-52.07	110.00	Vertical	Horizontal	Pass
1910.500	-36.85	3.14	-13.0	-23.85	289.00	Vertical	Horizontal	N/A
1990.500	-46.51	2.96	-13.0	-33.51	289.00	Vertical	Horizontal	N/A
2886.400	-42.28	11.37	-13.0	-29.28	269.00	Vertical	Horizontal	Pass
6572.250	-39.54	14.18	-13.0	-26.54	111.00	Vertical	Horizontal	Pass
12776.825	-38.27	15.90	-13.0	-25.27	0.00	Vertical	Horizontal	Pass

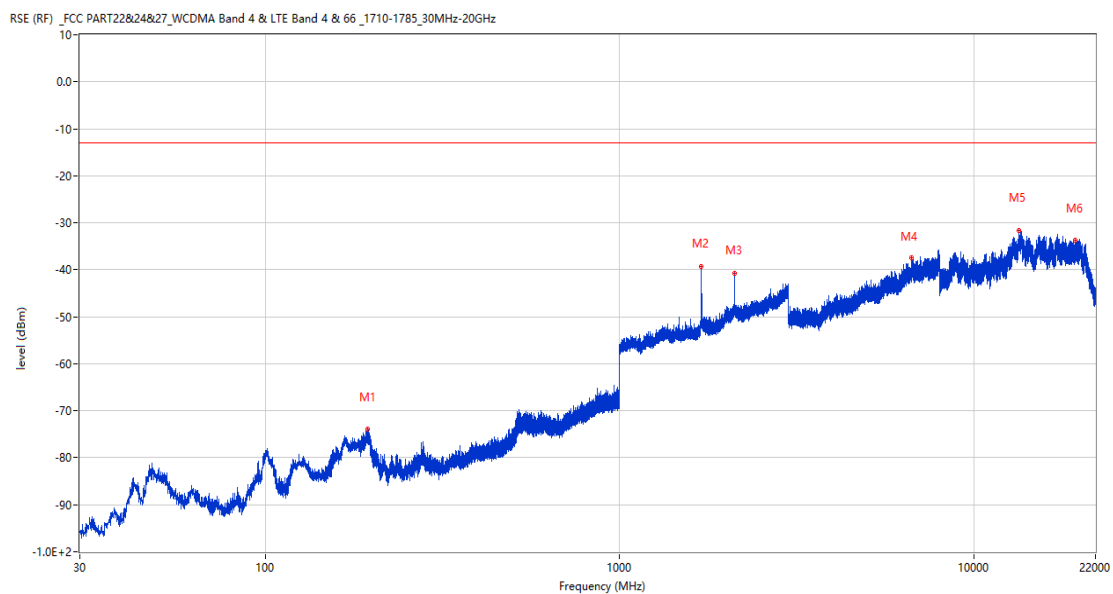
WCDMA
 5 WCDMA Band 4
 5.1 WCDMA Band 4 Low Channel

RSE-H&H WCDMA Band 4 CH1312



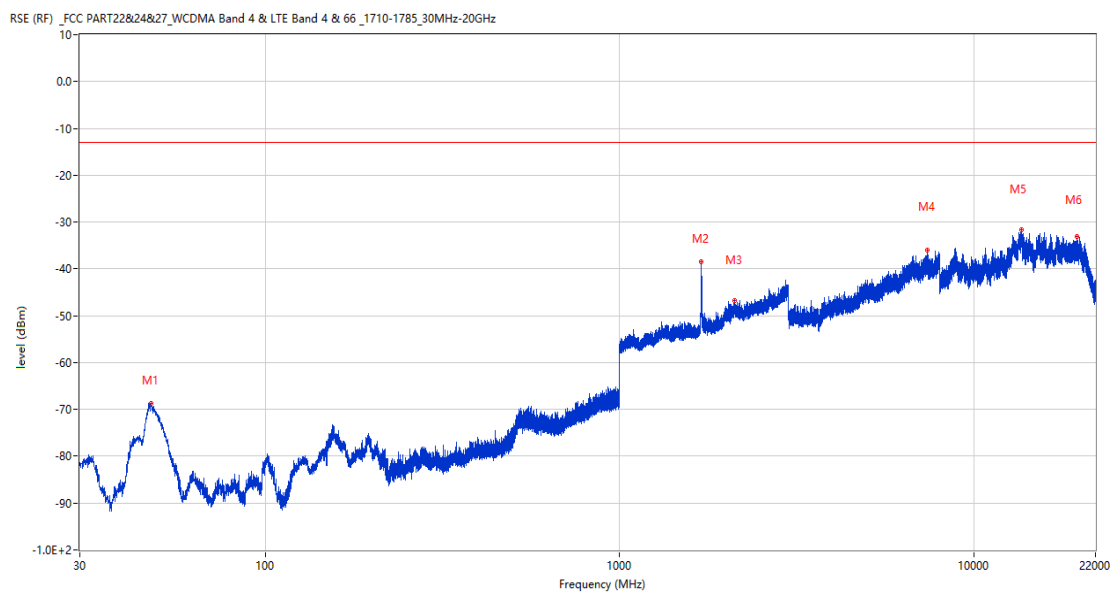
Frequency (MHz)	Result (dBm)	Factor (dB)	PK Limit (dBm)	Over Limit (dB)	Table (o)	ANT	EUT	Verdict
161.290	-68.08	-18.21	-13.0	-55.08	78.00	Horizontal	Horizontal	Pass
1701.000	-48.10	2.77	-13.0	-35.10	360.00	Horizontal	Horizontal	N/A
2114.400	-42.01	5.66	-13.0	-29.01	253.00	Horizontal	Horizontal	N/A
6713.500	-37.61	16.64	-13.0	-24.61	270.00	Horizontal	Horizontal	Pass
13375.762	-31.76	24.70	-13.0	-18.76	17.00	Horizontal	Horizontal	Pass
17105.824	-32.18	23.65	-13.0	-19.18	289.00	Horizontal	Horizontal	Pass

RSE-H&V WCDMA Band 4 CH1312

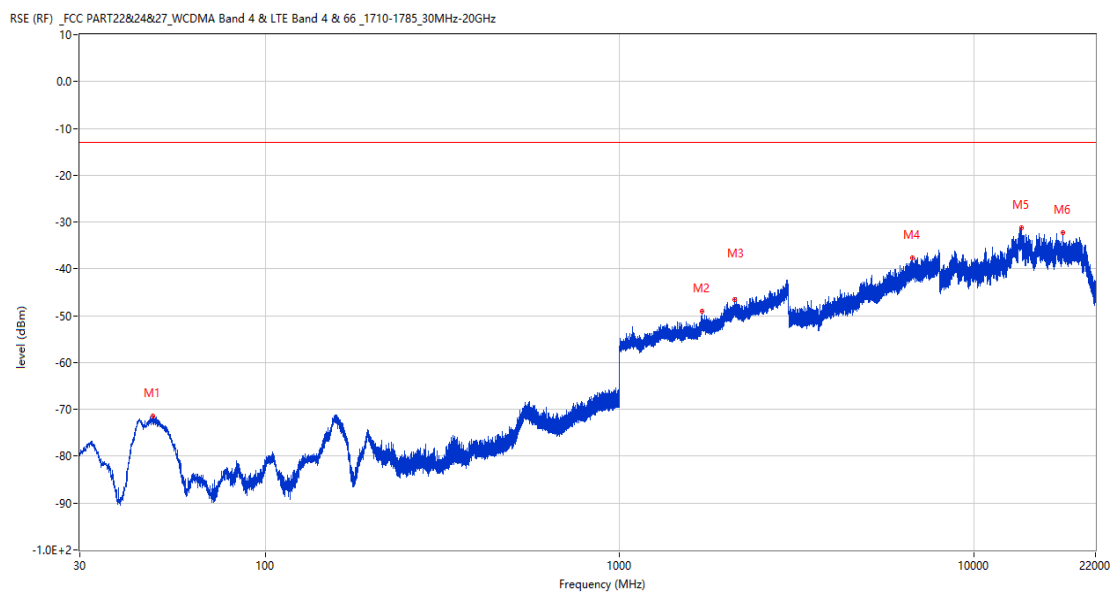


Frequency (MHz)	Result (dBm)	Factor (dB)	PK Limit (dBm)	Over Limit (dB)	Table (o)	ANT	EUT	Verdict
195.094	-73.94	-15.86	-13.0	-60.94	81.00	Horizontal	Vertical	Pass
1701.800	-39.37	2.76	-13.0	-26.37	164.00	Horizontal	Vertical	N/A
2114.100	-40.74	5.65	-13.0	-27.74	241.00	Horizontal	Vertical	N/A
6649.250	-37.49	16.11	-13.0	-24.49	332.00	Horizontal	Vertical	Pass
13394.725	-31.68	24.82	-13.0	-18.68	218.00	Horizontal	Vertical	Pass
19295.762	-33.76	21.40	-13.0	-20.76	309.00	Horizontal	Vertical	Pass

RSE-V&V WCDMA Band 4 CH1312



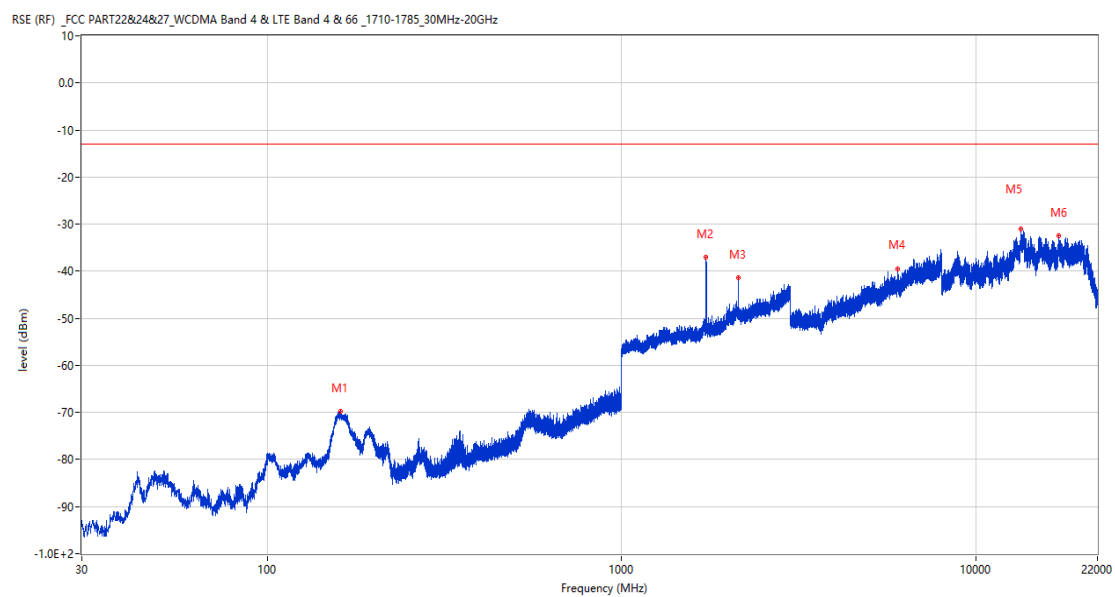
Frequency (MHz)	Result (dBm)	Factor (dB)	PK Limit (dBm)	Over Limit (dB)	Table (o)	ANT	EUT	Verdict
47.557	-68.65	-17.05	-13.0	-55.65	113.00	Vertical	Vertical	Pass
1701.500	-38.44	2.77	-13.0	-25.44	273.00	Vertical	Vertical	N/A
2111.300	-46.84	5.72	-13.0	-33.84	76.00	Vertical	Vertical	N/A
7398.500	-35.96	17.71	-13.0	-22.96	279.00	Vertical	Vertical	Pass
13587.125	-31.55	24.96	-13.0	-18.55	91.00	Vertical	Vertical	Pass
19564.474	-33.17	21.47	-13.0	-20.17	230.00	Vertical	Vertical	Pass

RSE-V&H WCDMA Band 4 CH1312


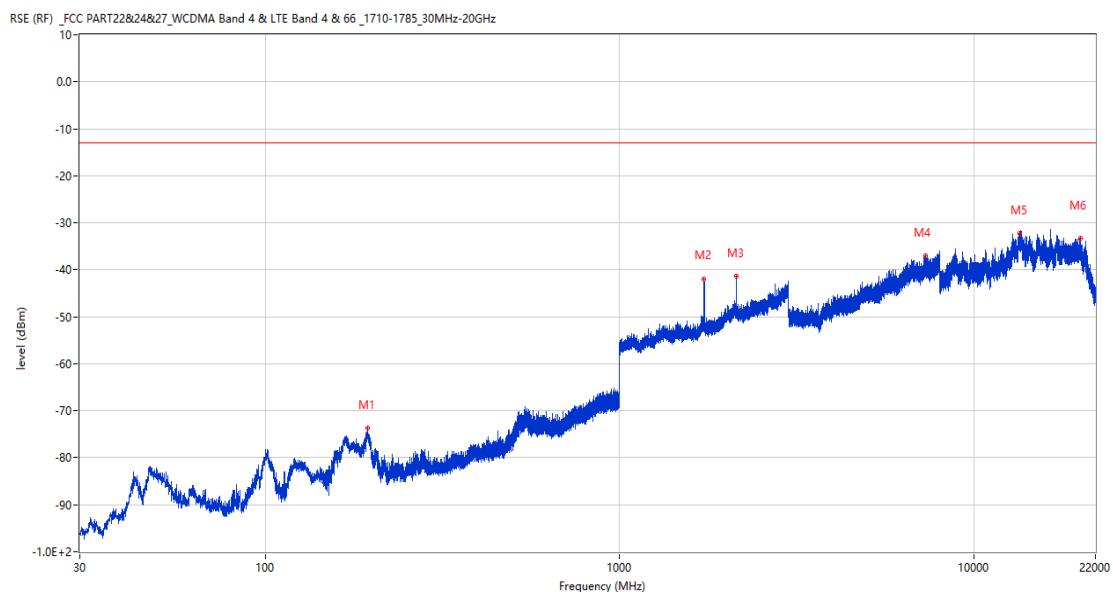
Frequency (MHz)	Result (dBm)	Factor (dB)	PK Limit (dBm)	Over Limit (dB)	Table (o)	ANT	EUT	Verdict
48.236	-71.42	-17.12	-13.0	-58.42	116.00	Vertical	Horizontal	Pass
1705.300	-49.02	2.73	-13.0	-36.02	31.00	Vertical	Horizontal	N/A
2110.100	-46.54	5.58	-13.0	-33.54	187.00	Vertical	Horizontal	N/A
6703.000	-37.74	16.78	-13.0	-24.74	155.00	Vertical	Horizontal	Pass
13643.088	-31.20	24.84	-13.0	-18.20	51.00	Vertical	Horizontal	Pass
17814.374	-32.32	22.34	-13.0	-19.32	118.00	Vertical	Horizontal	Pass

5.2 WCDMA Band 4 Middle Channel

RSE-H&H WCDMA Band 4 CH1412

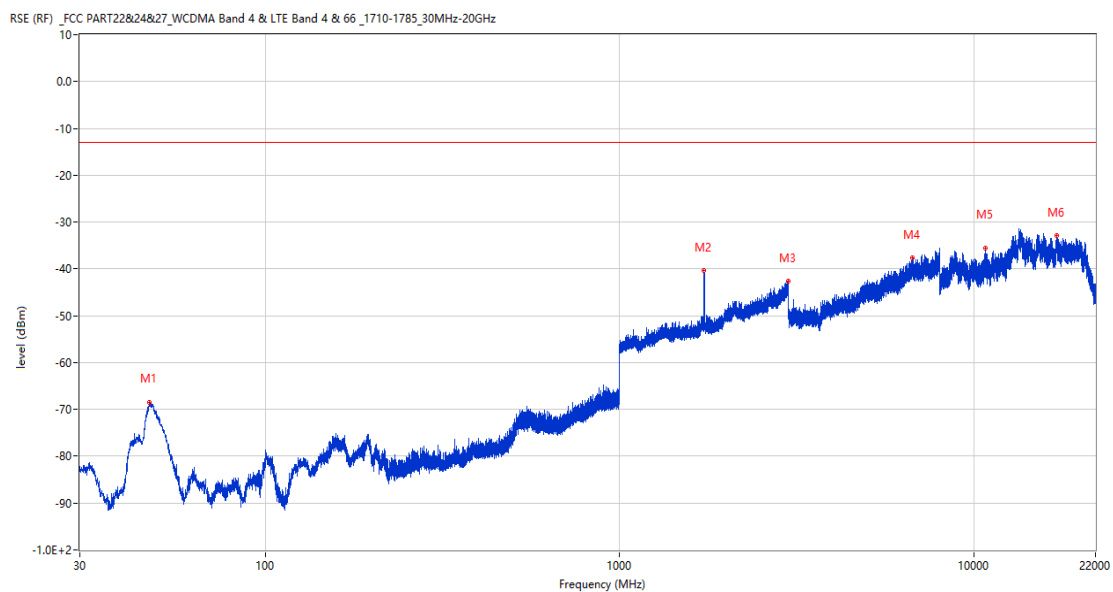


Frequency (MHz)	Result (dBm)	Factor (dB)	PK Limit (dBm)	Over Limit (dB)	Table (o)	ANT	EUT	Verdict
161.241	-69.82	-18.21	-13.0	-56.82	49.00	Horizontal	Horizontal	Pass
1732.200	-36.96	2.45	-13.0	-23.96	13.00	Horizontal	Horizontal	N/A
2134.900	-41.42	5.06	-13.0	-28.42	258.00	Horizontal	Horizontal	N/A
6020.250	-39.55	14.70	-13.0	-26.55	176.00	Horizontal	Horizontal	Pass
13397.963	-31.06	24.84	-13.0	-18.06	0.00	Horizontal	Horizontal	Pass
17108.600	-32.40	23.64	-13.0	-19.40	299.00	Horizontal	Horizontal	Pass

RSE-H&V WCDMA Band 4 CH1412


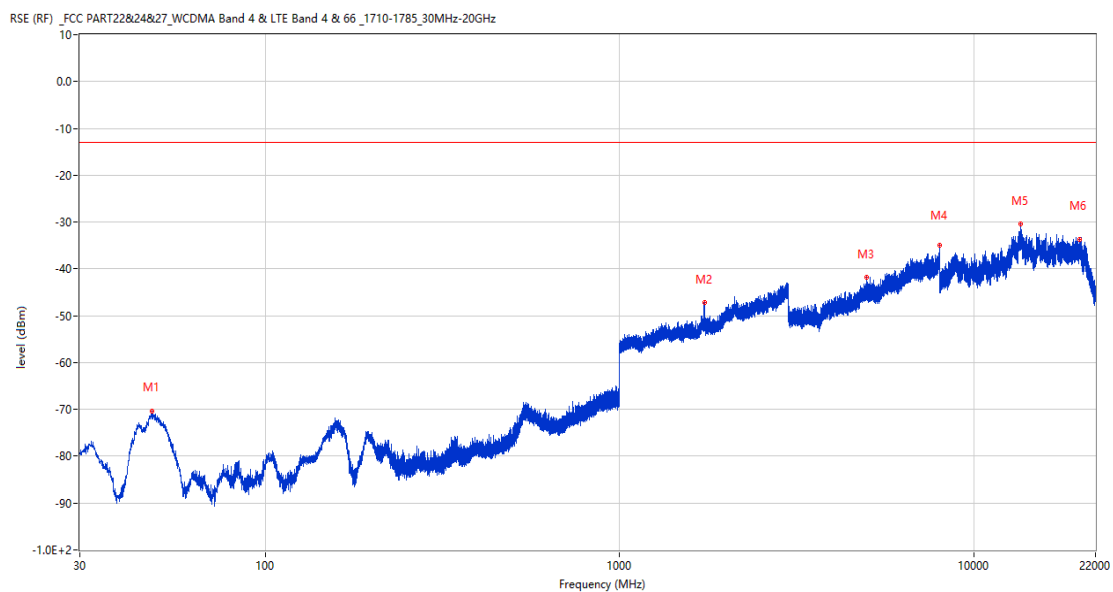
Frequency (MHz)	Result (dBm)	Factor (dB)	PK Limit (dBm)	Over Limit (dB)	Table (o)	ANT	EUT	Verdict
194.754	-73.72	-15.85	-13.0	-60.72	67.00	Horizontal	Vertical	Pass
1732.500	-41.92	2.45	-13.0	-28.92	171.00	Horizontal	Vertical	N/A
2133.500	-41.33	4.86	-13.0	-28.33	237.00	Horizontal	Vertical	N/A
7318.000	-37.06	17.14	-13.0	-24.06	269.00	Horizontal	Vertical	Pass
13417.388	-32.21	24.73	-13.0	-19.21	211.00	Horizontal	Vertical	Pass
20004.776	-33.36	21.58	-13.0	-20.36	278.00	Horizontal	Vertical	Pass

RSE-V&V WCDMA Band 4 CH1412



Frequency (MHz)	Result (dBm)	Factor (dB)	PK Limit (dBm)	Over Limit (dB)	Table (o)	ANT	EUT	Verdict
47.169	-68.41	-16.99	-13.0	-55.41	150.00	Vertical	Vertical	Pass
1732.000	-40.40	2.45	-13.0	-27.40	295.00	Vertical	Vertical	N/A
2984.200	-42.61	10.88	-13.0	-29.61	17.00	Vertical	Vertical	Pass
6684.500	-37.60	16.99	-13.0	-24.60	301.00	Vertical	Vertical	Pass
10784.213	-35.56	19.28	-13.0	-22.56	172.00	Vertical	Vertical	Pass
17109.063	-32.83	23.64	-13.0	-19.83	20.00	Vertical	Vertical	Pass

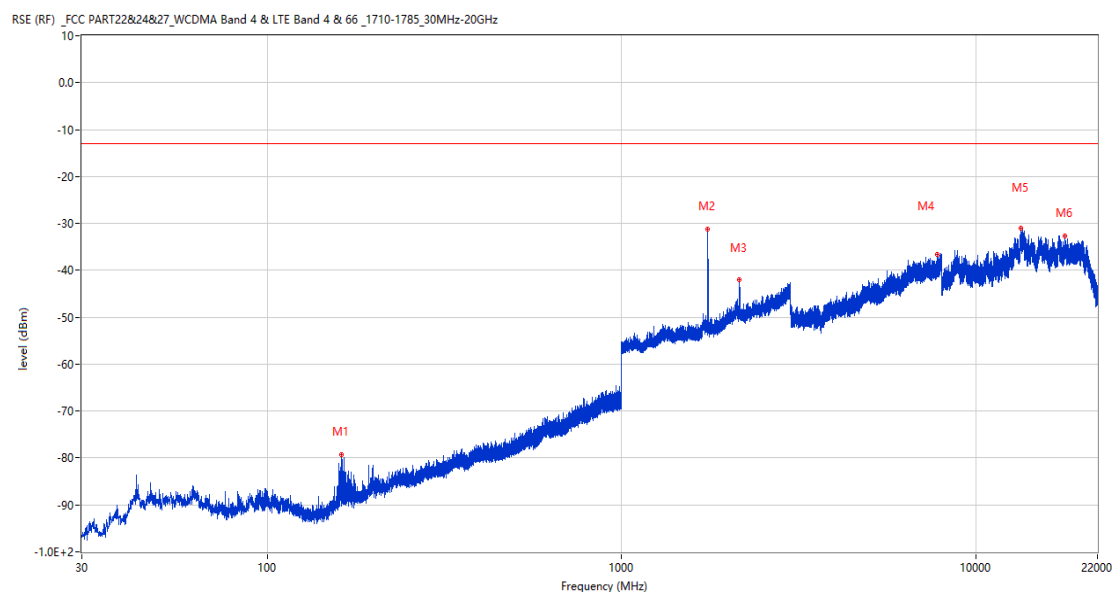
RSE-V&H WCDMA Band 4 CH1412



Frequency (MHz)	Result (dBm)	Factor (dB)	PK Limit (dBm)	Over Limit (dB)	Table (o)	ANT	EUT	Verdict
48.042	-70.28	-17.14	-13.0	-57.28	184.00	Vertical	Horizontal	Pass
1733.400	-47.13	2.44	-13.0	-34.13	129.00	Vertical	Horizontal	N/A
4968.750	-41.87	13.53	-13.0	-28.87	185.00	Vertical	Horizontal	Pass
7996.750	-34.88	18.82	-13.0	-21.88	0.00	Vertical	Horizontal	Pass
13519.600	-30.33	24.44	-13.0	-17.33	176.00	Vertical	Horizontal	Pass
19888.224	-33.70	21.55	-13.0	-20.70	109.00	Vertical	Horizontal	Pass

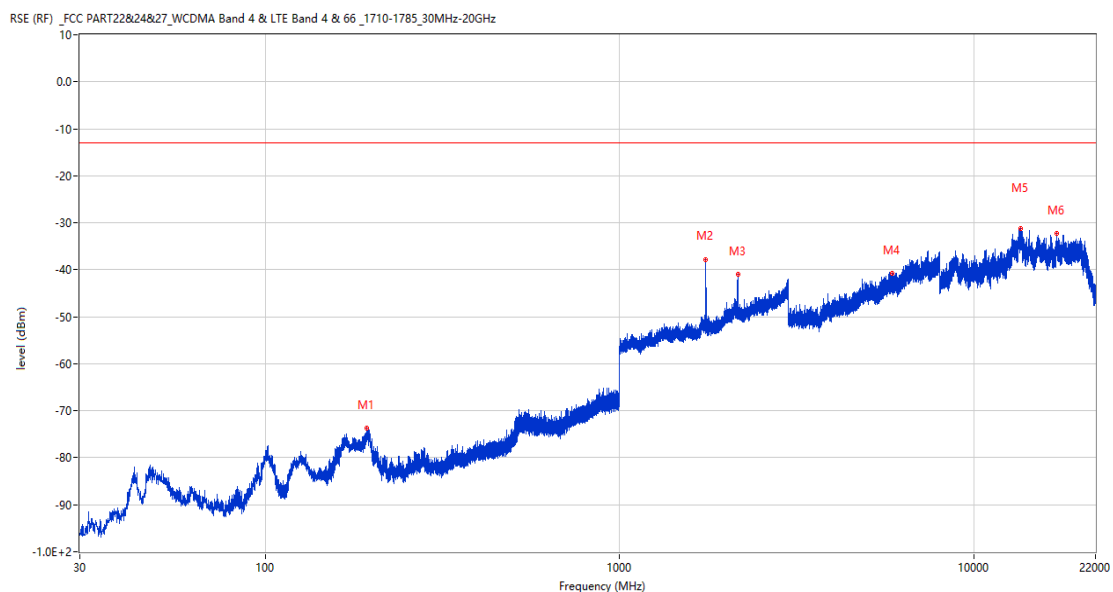
5.3 WCDMA Band 4 High Channel

RSE-H&H WCDMA Band 4 CH1513



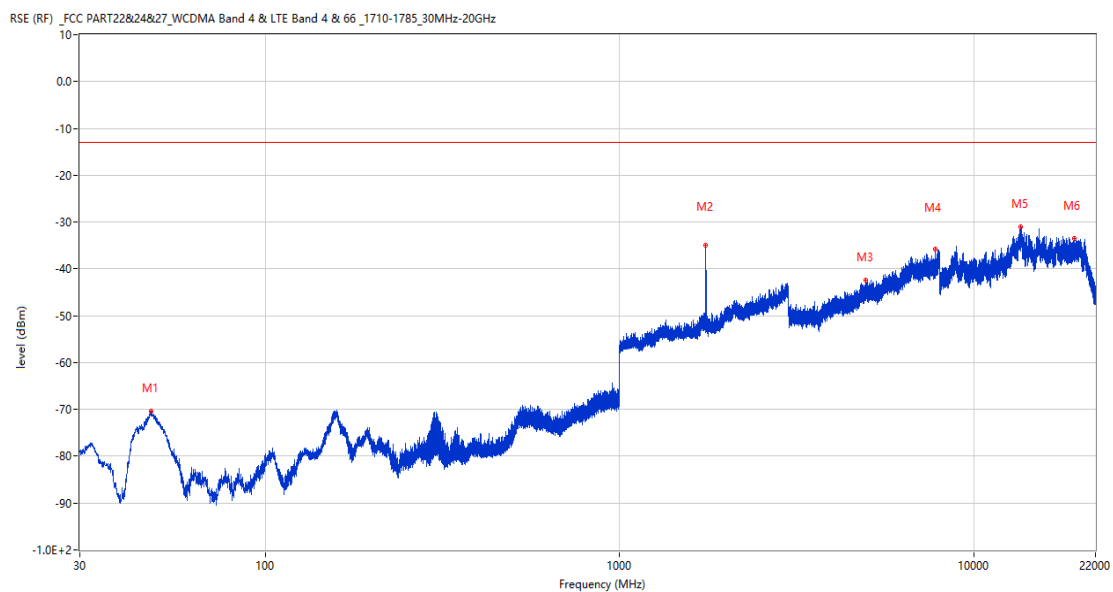
Frequency (MHz)	Result (dBm)	Factor (dB)	PK Limit (dBm)	Over Limit (dB)	Table (o)	ANT	EUT	Verdict
162.454	-79.29	-18.15	-13.0	-66.29	89.00	Horizontal	Horizontal	Pass
1751.900	-31.92	2.26	-13.0	-18.92	360.00	Horizontal	Horizontal	N/A
2152.500	-42.04	4.97	-13.0	-29.04	246.00	Horizontal	Horizontal	N/A
7780.000	-36.68	18.20	-13.0	-23.68	80.00	Horizontal	Horizontal	Pass
13391.950	-31.05	24.80	-13.0	-18.05	312.00	Horizontal	Horizontal	Pass
17816.224	-32.66	22.28	-13.0	-19.66	197.00	Horizontal	Horizontal	Pass

RSE-H&V WCDMA Band 4 CH1513



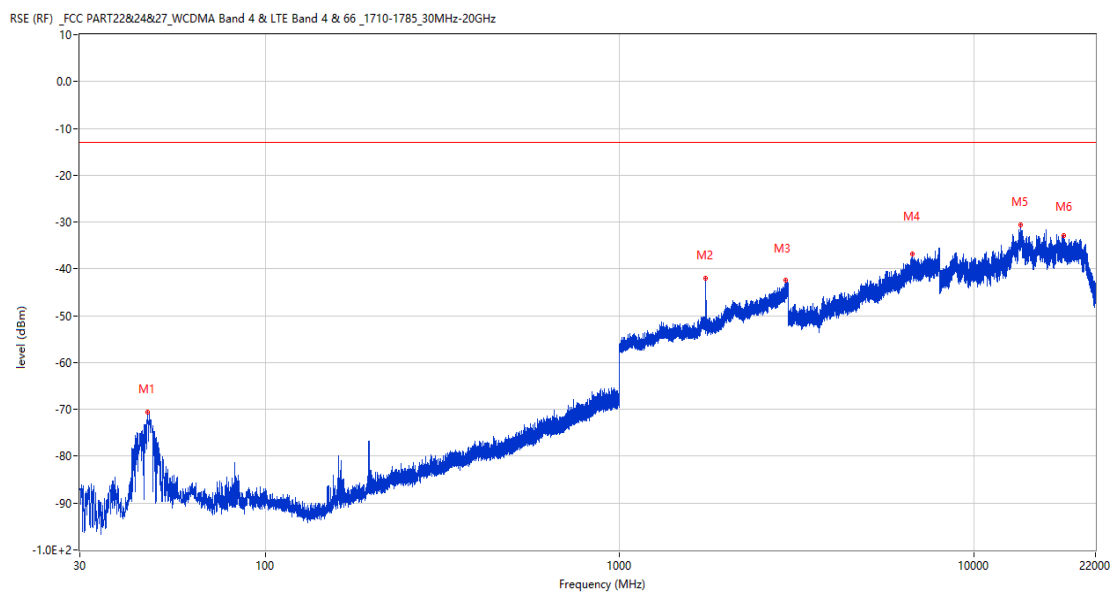
Frequency (MHz)	Result (dBm)	Factor (dB)	PK Limit (dBm)	Over Limit (dB)	Table (o)	ANT	EUT	Verdict
193.930	-73.69	-16.08	-13.0	-60.69	35.00	Horizontal	Vertical	Pass
1751.900	-37.95	2.26	-13.0	-24.95	170.00	Horizontal	Vertical	N/A
2154.800	-41.02	4.87	-13.0	-28.02	241.00	Horizontal	Vertical	N/A
5879.250	-40.67	14.55	-13.0	-27.67	18.00	Horizontal	Vertical	Pass
13520.062	-31.27	24.45	-13.0	-18.27	84.00	Horizontal	Vertical	Pass
17113.687	-32.23	23.63	-13.0	-19.23	198.00	Horizontal	Vertical	Pass

RSE-V&V WCDMA Band 4 CH1513



Frequency (MHz)	Result (dBm)	Factor (dB)	PK Limit (dBm)	Over Limit (dB)	Table (o)	ANT	EUT	Verdict
47.703	-70.31	-17.07	-13.0	-57.31	195.00	Vertical	Vertical	Pass
1751.800	-35.01	2.26	-13.0	-22.01	325.00	Vertical	Vertical	N/A
4934.500	-42.46	12.78	-13.0	-29.46	219.00	Vertical	Vertical	Pass
7780.750	-35.77	18.22	-13.0	-22.77	104.00	Vertical	Vertical	Pass
13562.150	-30.94	25.13	-13.0	-17.94	212.00	Vertical	Vertical	Pass
19170.888	-33.52	21.37	-13.0	-20.52	189.00	Vertical	Vertical	Pass

RSE-V&H WCDMA Band 4 CH1513

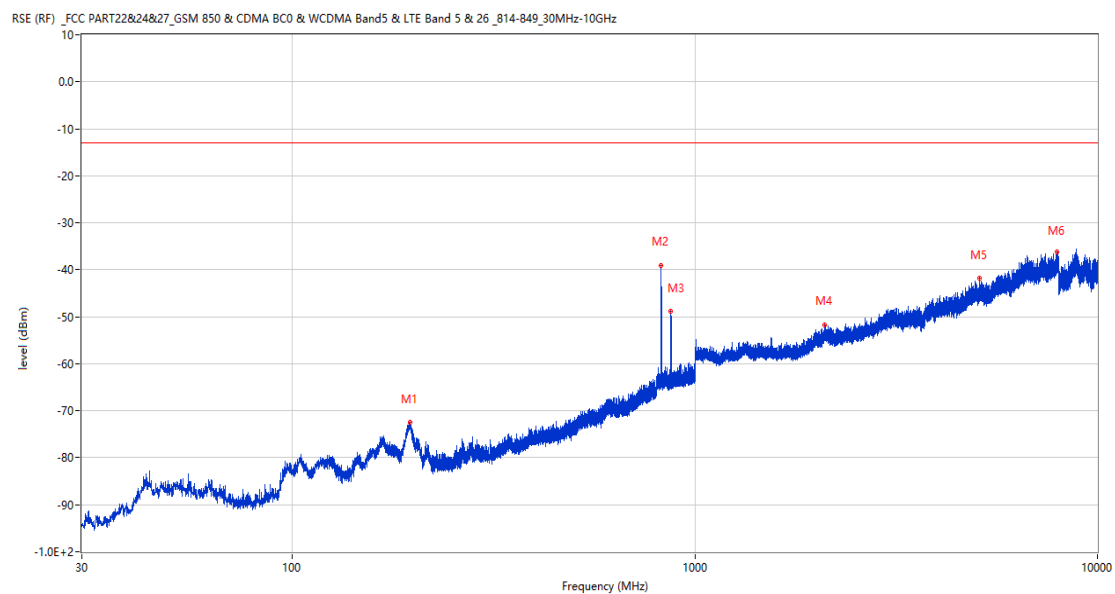


Frequency (MHz)	Result (dBm)	Factor (dB)	PK Limit (dBm)	Over Limit (dB)	Table (o)	ANT	EUT	Verdict
46.490	-70.56	-17.13	-13.0	-57.56	324.00	Vertical	Horizontal	Pass
1751.900	-41.93	2.26	-13.0	-28.93	176.00	Vertical	Horizontal	N/A
2936.500	-42.49	10.71	-13.0	-29.49	181.00	Vertical	Horizontal	Pass
6713.750	-36.92	16.65	-13.0	-23.92	29.00	Vertical	Horizontal	Pass
13539.488	-30.51	24.95	-13.0	-17.51	98.00	Vertical	Horizontal	Pass
17903.176	-32.81	21.62	-13.0	-19.81	121.00	Vertical	Horizontal	Pass

6 WCDMA Band 5

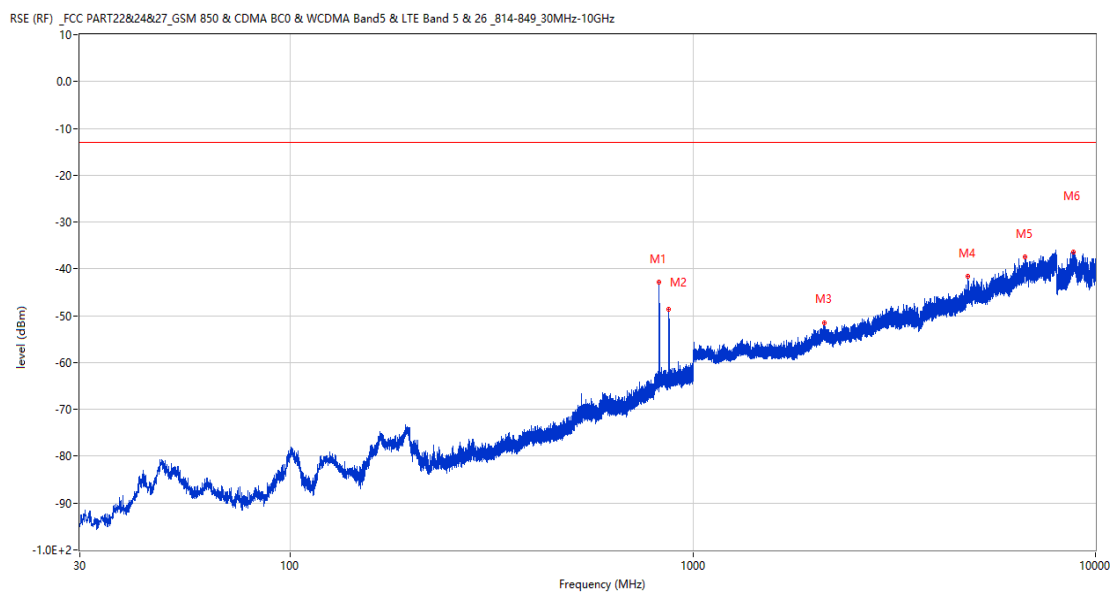
6.1 WCDMA Band 5 Low Channel

RSE-H&H WCDMA Band 5 CH4132



Frequency (MHz)	Result (dBm)	Factor (dB)	PK Limit (dBm)	Over Limit (dB)	Table (o)	ANT	EUT	Verdict
196.404	-72.38	-13.58	-13.0	-59.38	61.00	Horizontal	Horizontal	Pass
824.721	-39.00	6.91	-13.0	-26.00	49.00	Horizontal	Horizontal	N/A
871.087	-48.87	6.42	-13.0	-35.87	255.00	Horizontal	Horizontal	N/A
2099.100	-51.83	-0.09	-13.0	-38.83	134.00	Horizontal	Horizontal	Pass
5104.000	-41.76	12.37	-13.0	-28.76	268.00	Horizontal	Horizontal	Pass
7945.500	-36.12	18.80	-13.0	-23.12	109.00	Horizontal	Horizontal	Pass

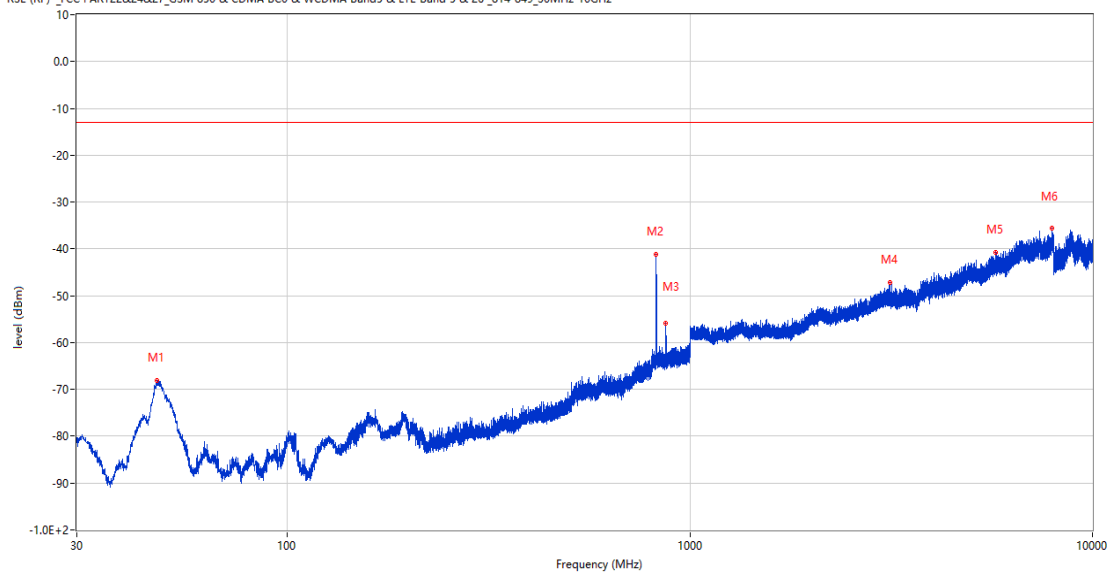
RSE-H&V WCDMA Band 5 CH4132



Frequency (MHz)	Result (dBm)	Factor (dB)	PK Limit (dBm)	Over Limit (dB)	Table (o)	ANT	EUT	Verdict
825.012	-42.83	6.92	-13.0	-29.83	301.00	Horizontal	Vertical	N/A
869.923	-48.60	6.40	-13.0	-35.60	252.00	Horizontal	Vertical	N/A
2116.200	-51.48	0.08	-13.0	-38.48	98.00	Horizontal	Vertical	Pass
4831.500	-41.55	12.50	-13.0	-28.55	128.00	Horizontal	Vertical	Pass
6669.000	-37.42	16.55	-13.0	-24.42	160.00	Horizontal	Vertical	Pass
8812.800	-36.48	19.75	-13.0	-23.48	173.00	Horizontal	Vertical	Pass

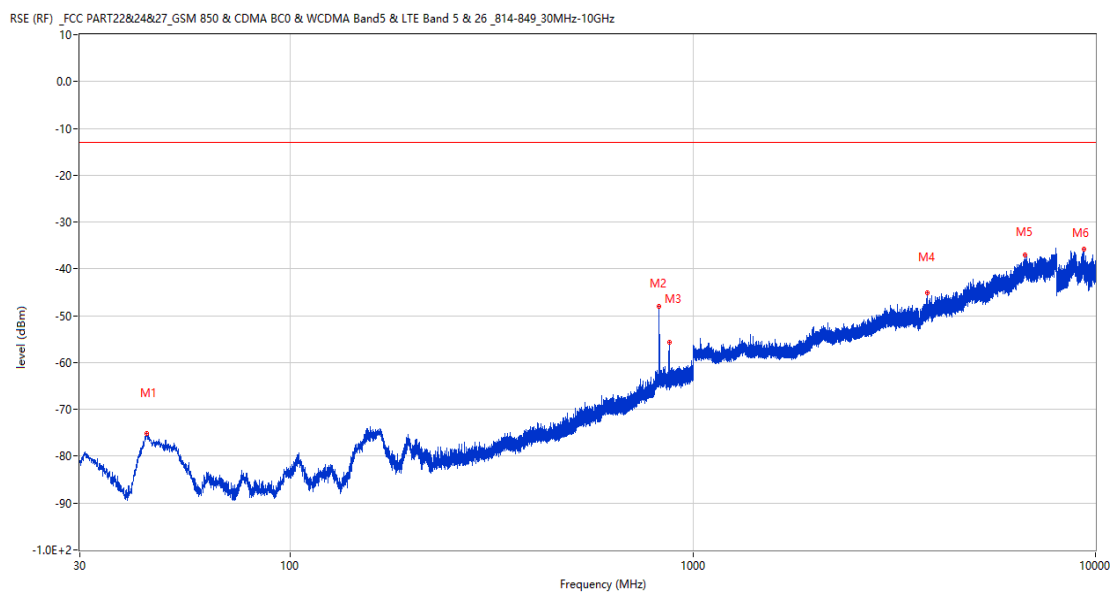
RSE-V&V WCDMA Band 5 CH4132

RSE (RF) _FCC PART22&24&27_GSM 850 & CDMA BC0 & WCDMA Band5 & LTE Band 5 & 26_814-849_30MHz-10GHz



Frequency (MHz)	Result (dBm)	Factor (dB)	PK Limit (dBm)	Over Limit (dB)	Table (o)	ANT	EUT	Verdict
47.363	-68.13	-16.03	-13.0	-55.13	177.00	Vertical	Vertical	Pass
824.624	-41.17	6.91	-13.0	-28.17	169.00	Vertical	Vertical	N/A
870.117	-55.90	6.39	-13.0	-42.90	165.00	Vertical	Vertical	N/A
3143.500	-47.25	6.15	-13.0	-34.25	0.00	Vertical	Vertical	Pass
5740.250	-40.84	13.93	-13.0	-27.84	0.00	Vertical	Vertical	Pass
7939.500	-35.62	18.96	-13.0	-22.62	31.00	Vertical	Vertical	Pass

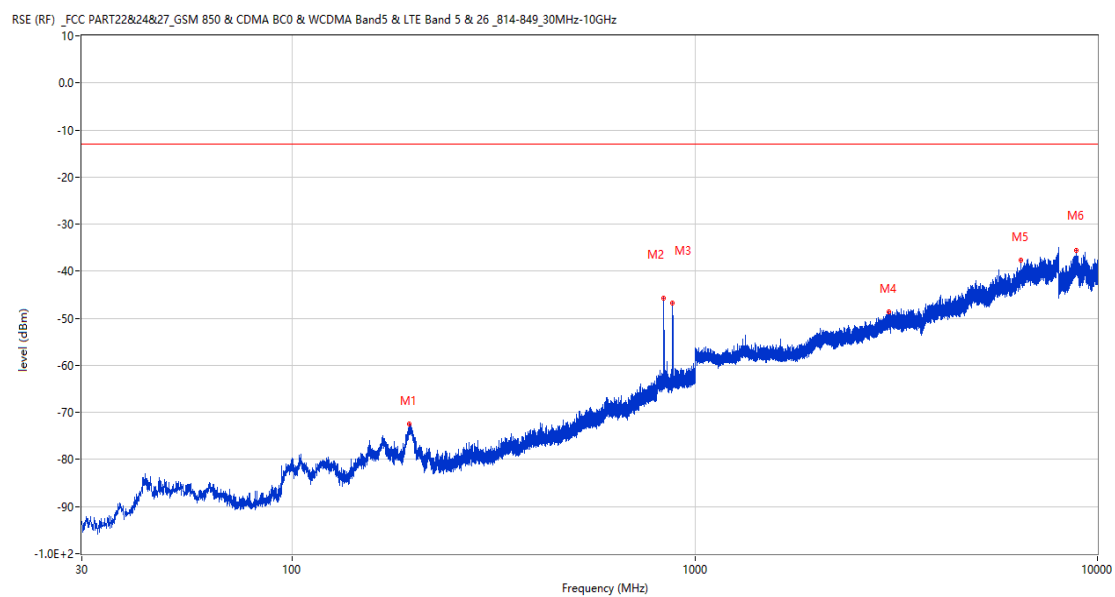
RSE-V&H WCDMA Band 5 CH4132



Frequency (MHz)	Result (dBm)	Factor (dB)	PK Limit (dBm)	Over Limit (dB)	Table (o)	ANT	EUT	Verdict
44.017	-75.17	-16.50	-13.0	-62.17	214.00	Vertical	Horizontal	Pass
824.575	-47.94	6.91	-13.0	-34.94	74.00	Vertical	Horizontal	N/A
872.639	-55.73	6.43	-13.0	-42.73	102.00	Vertical	Horizontal	N/A
3828.500	-45.07	8.94	-13.0	-32.07	78.00	Vertical	Horizontal	Pass
6696.750	-36.96	16.94	-13.0	-23.96	0.00	Vertical	Horizontal	Pass
9345.599	-35.88	19.18	-13.0	-22.88	16.00	Vertical	Horizontal	Pass

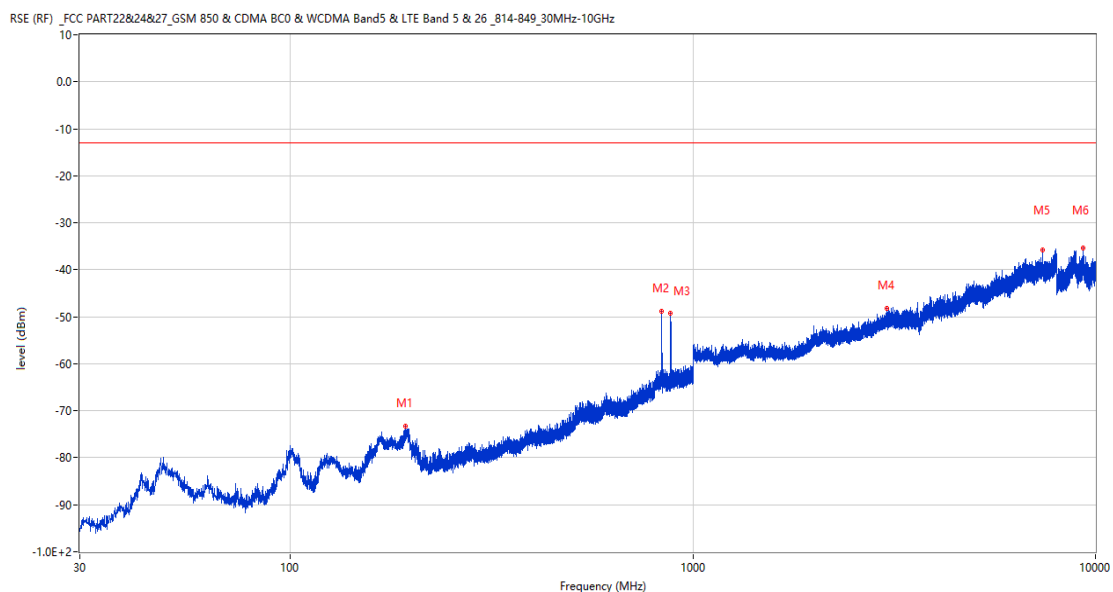
6.2 WCDMA Band 5 Middle Channel

RSE-H&H WCDMA Band 5 CH4182



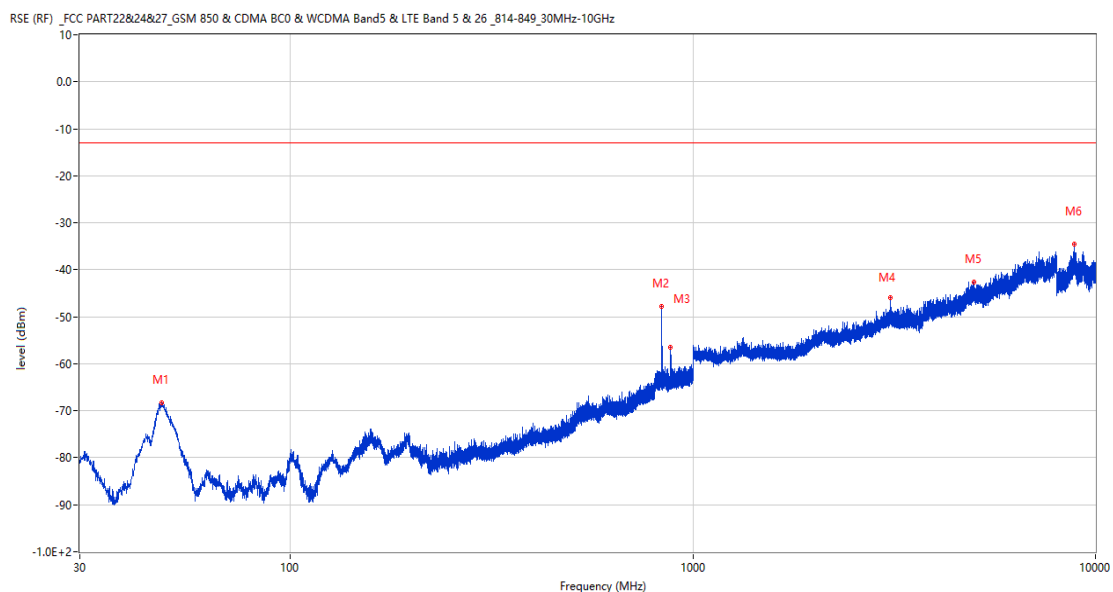
Frequency (MHz)	Result (dBm)	Factor (dB)	PK Limit (dBm)	Over Limit (dB)	Table (o)	ANT	EUT	Verdict
195.288	-72.40	-13.62	-13.0	-59.40	247.00	Horizontal	Horizontal	Pass
835.876	-45.64	7.12	-13.0	-32.64	49.00	Horizontal	Horizontal	N/A
881.175	-46.81	6.74	-13.0	-33.81	255.00	Horizontal	Horizontal	N/A
3028.000	-48.72	6.12	-13.0	-35.72	175.00	Horizontal	Horizontal	Pass
6463.250	-37.59	16.47	-13.0	-24.59	144.00	Horizontal	Horizontal	Pass
8856.300	-35.49	20.28	-13.0	-22.49	360.00	Horizontal	Horizontal	Pass

RSE-H&V WCDMA Band 5 CH4182



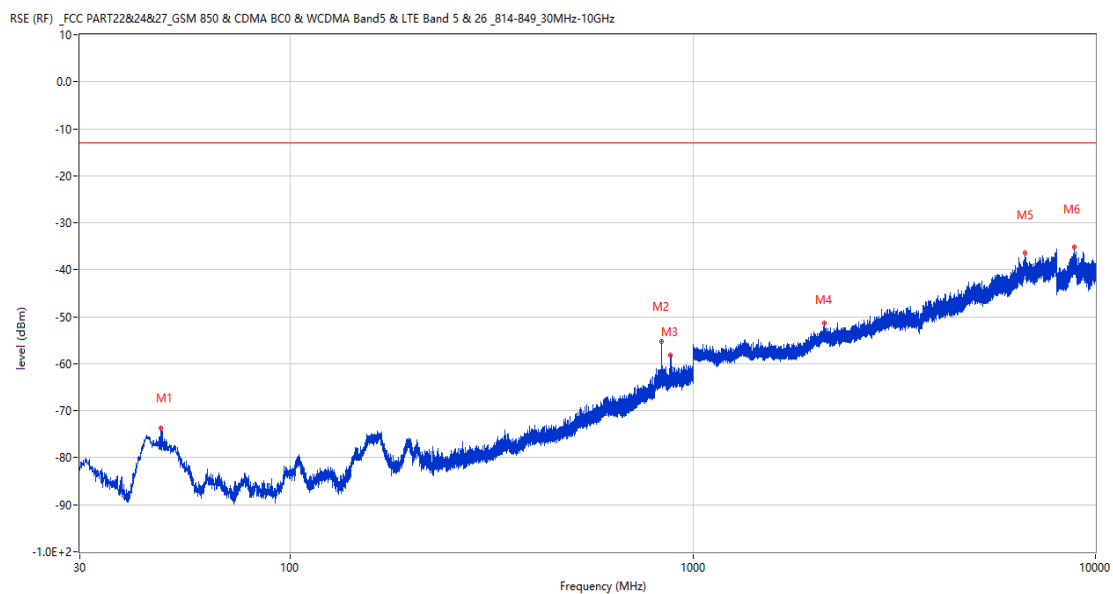
Frequency (MHz)	Result (dBm)	Factor (dB)	PK Limit (dBm)	Over Limit (dB)	Table (o)	ANT	EUT	Verdict
193.202	-73.36	-14.11	-13.0	-60.36	70.00	Horizontal	Vertical	Pass
837.040	-48.87	7.14	-13.0	-35.87	293.00	Horizontal	Vertical	N/A
880.302	-49.34	6.66	-13.0	-36.34	74.00	Horizontal	Vertical	N/A
3026.750	-48.18	5.99	-13.0	-35.18	349.00	Horizontal	Vertical	Pass
7399.750	-35.78	17.82	-13.0	-22.78	360.00	Horizontal	Vertical	Pass
9311.300	-35.39	19.65	-13.0	-22.39	0.00	Horizontal	Vertical	Pass

RSE-V&V WCDMA Band 5 CH4182



Frequency (MHz)	Result (dBm)	Factor (dB)	PK Limit (dBm)	Over Limit (dB)	Table (o)	ANT	EUT	Verdict
47.993	-68.29	-16.18	-13.0	-55.29	130.00	Vertical	Vertical	Pass
835.537	-47.79	7.11	-13.0	-34.79	0.00	Vertical	Vertical	N/A
880.496	-56.49	6.69	-13.0	-43.49	166.00	Vertical	Vertical	N/A
3091.750	-45.92	6.84	-13.0	-32.92	302.00	Vertical	Vertical	Pass
4990.500	-42.64	13.11	-13.0	-29.64	128.00	Vertical	Vertical	Pass
8864.201	-34.47	20.19	-13.0	-21.47	60.00	Vertical	Vertical	Pass

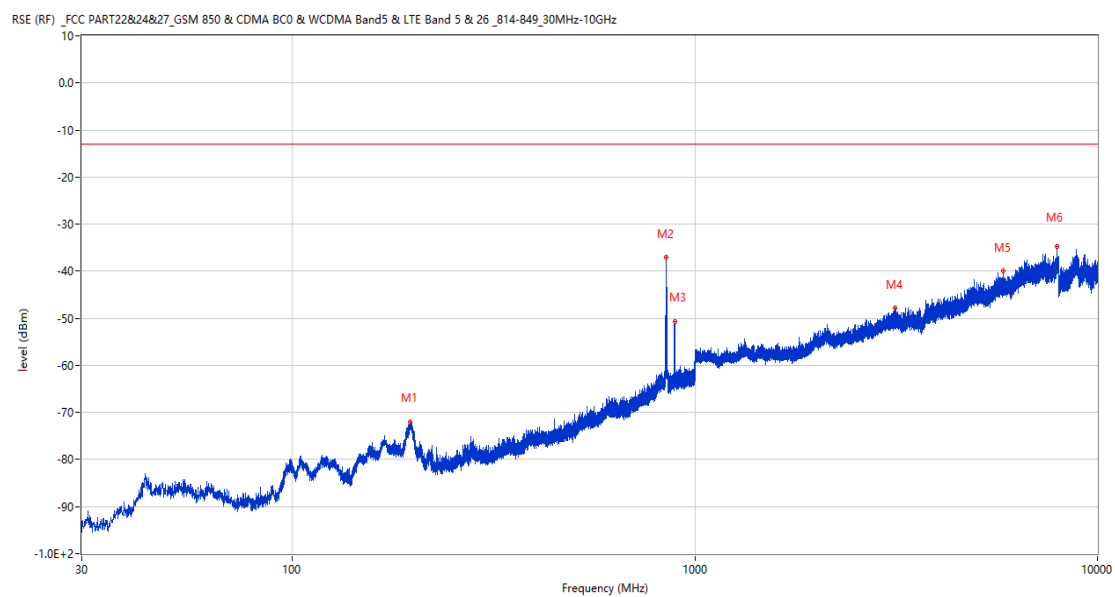
RSE-V&H WCDMA Band 5 CH4182



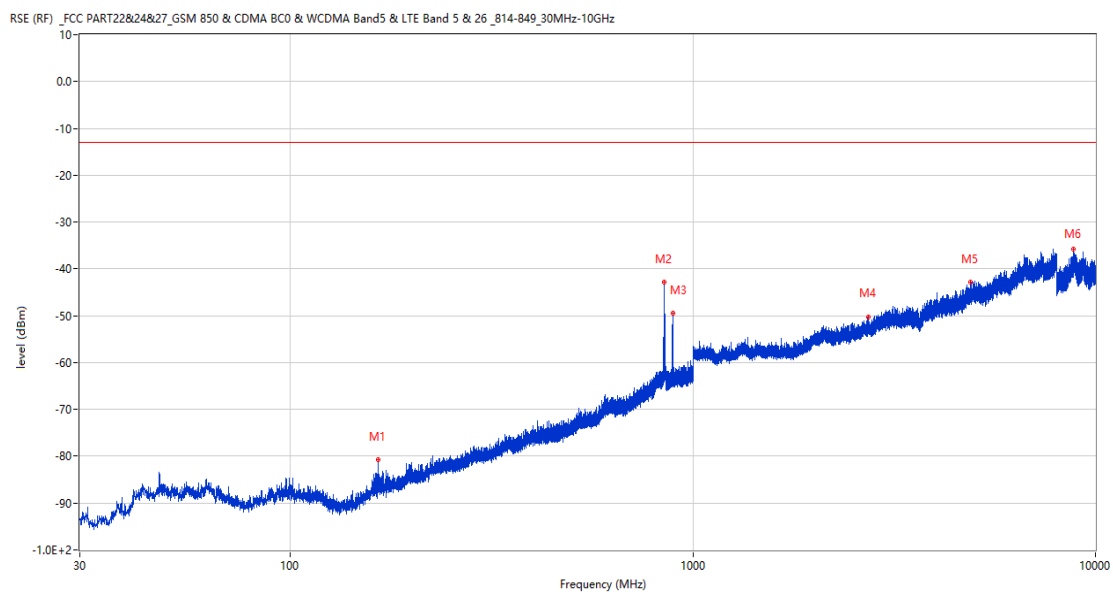
Frequency (MHz)	Result (dBm)	Factor (dB)	PK Limit (dBm)	Over Limit (dB)	Table (o)	ANT	EUT	Verdict
47.751	-73.67	-16.14	-13.0	-60.67	260.00	Vertical	Horizontal	Pass
835.439	-55.22	7.11	-13.0	-42.22	76.00	Vertical	Horizontal	N/A
880.884	-58.08	6.73	-13.0	-45.08	113.00	Vertical	Horizontal	N/A
2125.300	-51.28	-0.26	-13.0	-38.28	176.00	Vertical	Horizontal	Pass
6697.000	-36.33	16.92	-13.0	-23.33	15.00	Vertical	Horizontal	Pass
8853.300	-35.26	20.32	-13.0	-22.26	284.00	Vertical	Horizontal	Pass

6.3 WCDMA Band 5 High Channel

RSE-H&H WCDMA Band 5 CH4233

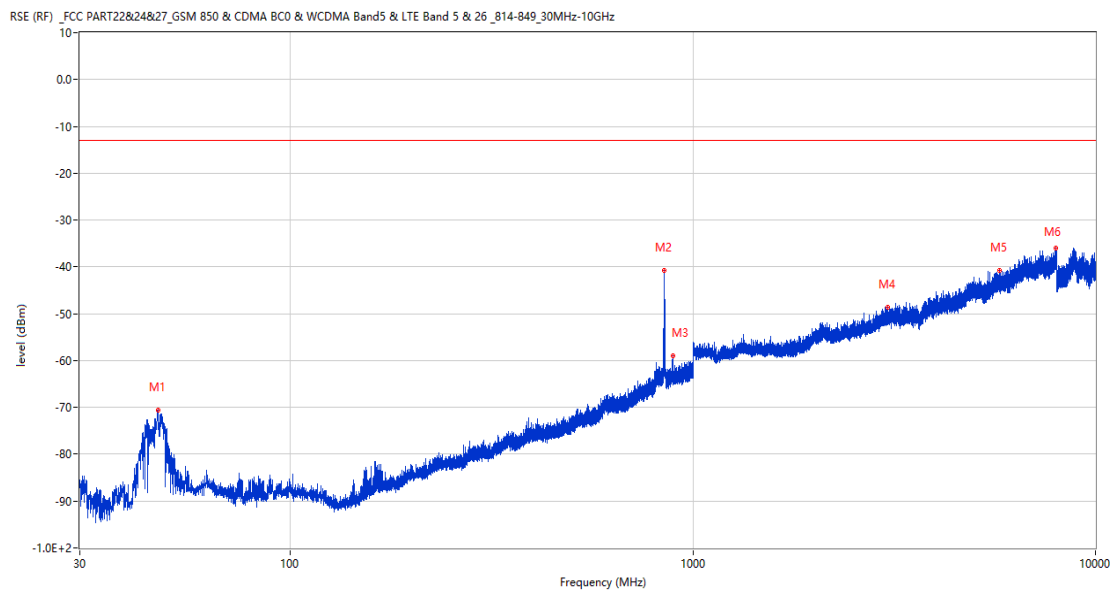


Frequency (MHz)	Result (dBm)	Factor (dB)	PK Limit (dBm)	Over Limit (dB)	Table (o)	ANT	EUT	Verdict
195.967	-71.95	-13.61	-13.0	-58.95	57.00	Horizontal	Horizontal	Pass
848.389	-37.01	7.31	-13.0	-24.01	114.00	Horizontal	Horizontal	N/A
892.815	-50.62	6.93	-13.0	-37.62	243.00	Horizontal	Horizontal	N/A
3145.250	-47.89	6.11	-13.0	-34.89	205.00	Horizontal	Horizontal	Pass
5823.500	-39.88	14.91	-13.0	-26.88	15.00	Horizontal	Horizontal	Pass
7945.000	-34.69	18.88	-13.0	-21.69	360.00	Horizontal	Horizontal	Pass

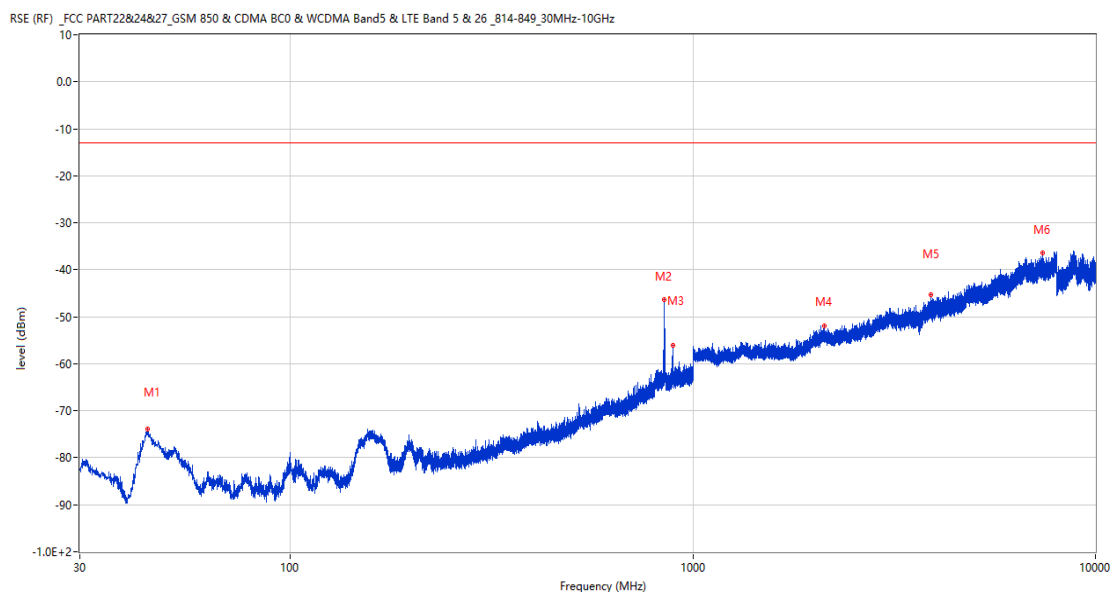
RSE-H&V WCDMA Band 5 CH4233


Frequency (MHz)	Result (dBm)	Factor (dB)	PK Limit (dBm)	Over Limit (dB)	Table (o)	ANT	EUT	Verdict
165.121	-80.80	-16.34	-13.0	-67.80	17.00	Horizontal	Vertical	Pass
848.583	-42.92	7.31	-13.0	-29.92	154.00	Horizontal	Vertical	N/A
891.360	-49.42	6.95	-13.0	-36.42	74.00	Horizontal	Vertical	N/A
2728.200	-50.33	2.53	-13.0	-37.33	154.00	Horizontal	Vertical	Pass
4886.500	-42.88	12.49	-13.0	-29.88	349.00	Horizontal	Vertical	Pass
8821.100	-35.81	19.89	-13.0	-22.81	360.00	Horizontal	Vertical	Pass

RSE-V&V WCDMA Band 5 CH4233



Frequency (MHz)	Result (dBm)	Factor (dB)	PK Limit (dBm)	Over Limit (dB)	Table (o)	ANT	EUT	Verdict
46.878	-70.65	-15.96	-13.0	-57.65	203.00	Vertical	Vertical	Pass
848.389	-40.86	7.31	-13.0	-27.86	360.00	Vertical	Vertical	N/A
891.651	-59.00	6.96	-13.0	-46.00	98.00	Vertical	Vertical	N/A
3049.250	-48.66	6.88	-13.0	-35.66	302.00	Vertical	Vertical	Pass
5774.500	-40.83	14.40	-13.0	-27.83	270.00	Vertical	Vertical	Pass
7969.500	-36.06	18.07	-13.0	-23.06	46.00	Vertical	Vertical	Pass

RSE-V&H WCDMA Band 5 CH4233


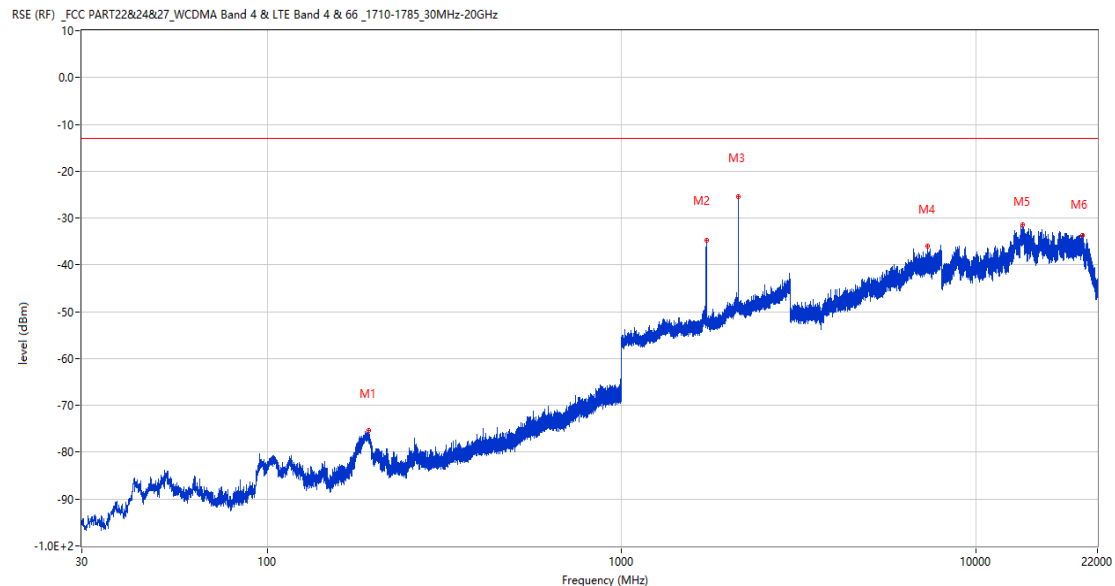
Frequency (MHz)	Result (dBm)	Factor (dB)	PK Limit (dBm)	Over Limit (dB)	Table (o)	ANT	EUT	Verdict
44.307	-73.99	-16.71	-13.0	-60.99	163.00	Vertical	Horizontal	Pass
848.631	-46.31	7.31	-13.0	-33.31	47.00	Vertical	Horizontal	N/A
892.476	-55.99	6.94	-13.0	-42.99	269.00	Vertical	Horizontal	N/A
2116.500	-51.85	0.07	-13.0	-38.85	250.00	Vertical	Horizontal	Pass
3909.250	-45.28	9.59	-13.0	-32.28	15.00	Vertical	Horizontal	Pass
7390.250	-36.44	17.70	-13.0	-23.44	270.00	Vertical	Horizontal	Pass

LTE

7 LTE Band 4

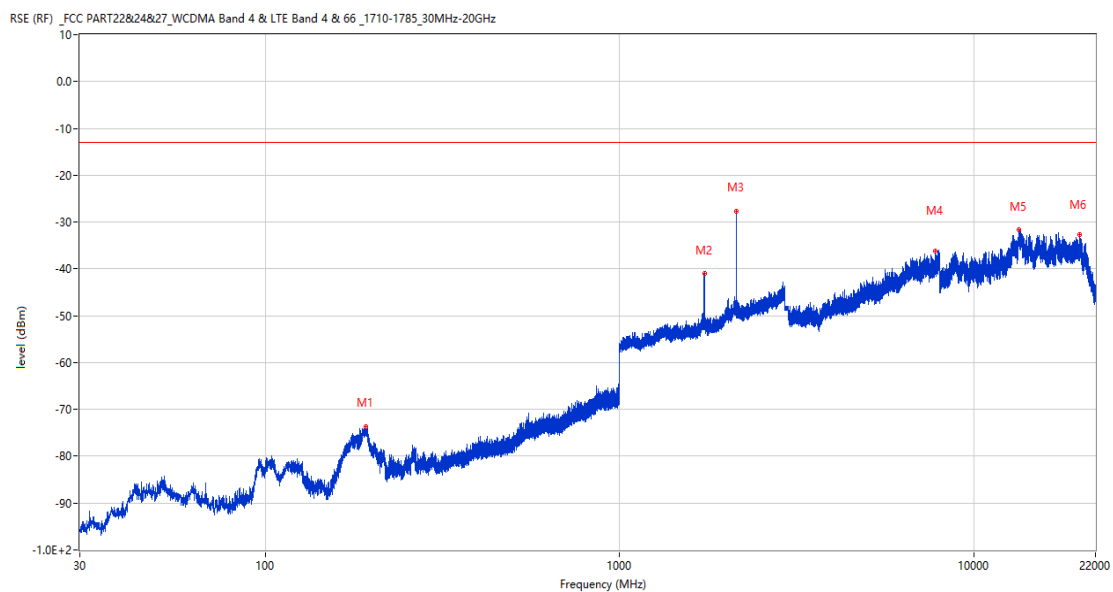
7.1 LTE Band 4 BW1.4, Middle Channel

RSE-H&H LTE Band 4 BW1.4 CH20175

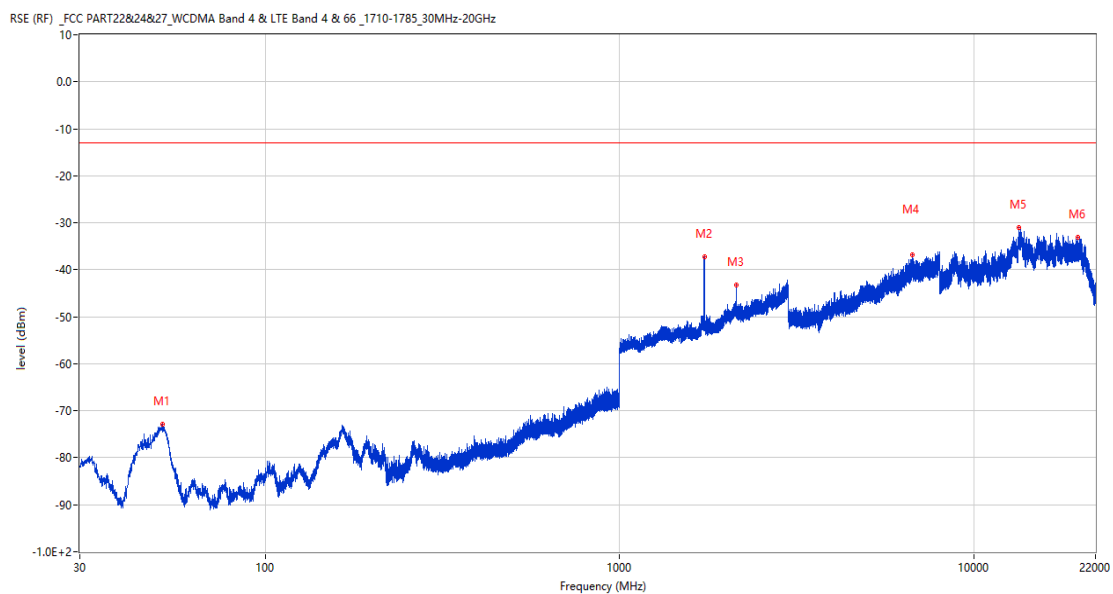


Frequency (MHz)	Result (dBm)	Factor (dB)	PK Limit (dBm)	Over Limit (dB)	Table (o)	ANT	EUT	Verdict
193.251	-75.36	-16.17	-13.0	-62.36	240.00	Horizontal	Horizontal	Pass
1733.300	-34.65	2.44	-13.0	-21.65	7.00	Horizontal	Horizontal	N/A
2133.500	-25.48	4.86	-13.0	-12.48	239.00	Horizontal	Horizontal	N/A
7312.750	-36.03	17.02	-13.0	-23.03	280.00	Horizontal	Horizontal	Pass
13548.276	-31.50	25.18	-13.0	-18.50	154.00	Horizontal	Horizontal	Pass
19998.300	-33.77	21.58	-13.0	-20.77	360.00	Horizontal	Horizontal	Pass

RSE-H&V LTE Band 4 BW1.4 CH20175

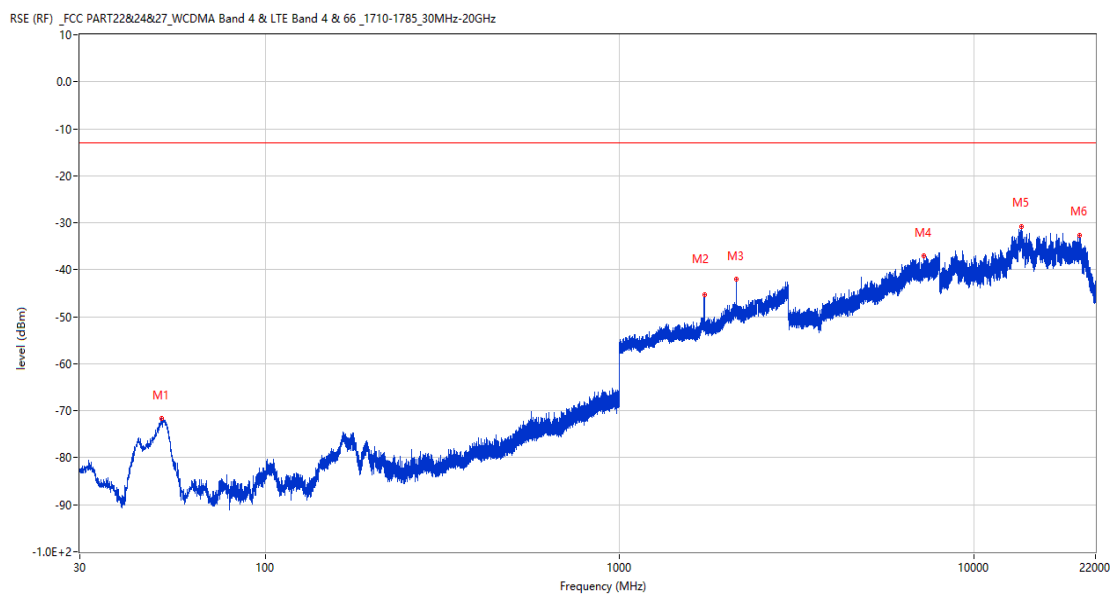


Frequency (MHz)	Result (dBm)	Factor (dB)	PK Limit (dBm)	Over Limit (dB)	Table (o)	ANT	EUT	Verdict
192.718	-73.60	-16.27	-13.0	-60.60	40.00	Horizontal	Vertical	Pass
1732.900	-40.93	2.44	-13.0	-27.93	176.00	Horizontal	Vertical	N/A
2133.700	-27.60	4.88	-13.0	-14.60	242.00	Horizontal	Vertical	N/A
7769.250	-36.26	17.88	-13.0	-23.26	209.00	Horizontal	Vertical	Pass
13385.475	-31.71	24.76	-13.0	-18.71	27.00	Horizontal	Vertical	Pass
19836.426	-32.64	21.54	-13.0	-19.64	93.00	Horizontal	Vertical	Pass

RSE-V&V LTE Band 4 BW1.4 CH20175


Frequency (MHz)	Result (dBm)	Factor (dB)	PK Limit (dBm)	Over Limit (dB)	Table (o)	ANT	EUT	Verdict
51.243	-72.97	-17.45	-13.0	-59.97	217.00	Vertical	Vertical	Pass
1732.900	-37.28	2.44	-13.0	-24.28	257.00	Vertical	Vertical	N/A
2133.500	-43.21	4.86	-13.0	-30.21	228.00	Vertical	Vertical	N/A
6691.250	-36.82	17.05	-13.0	-23.82	39.00	Vertical	Vertical	Pass
13379.000	-30.99	24.72	-13.0	-17.99	68.00	Vertical	Vertical	Pass
19610.262	-33.06	21.48	-13.0	-20.06	0.00	Vertical	Vertical	Pass

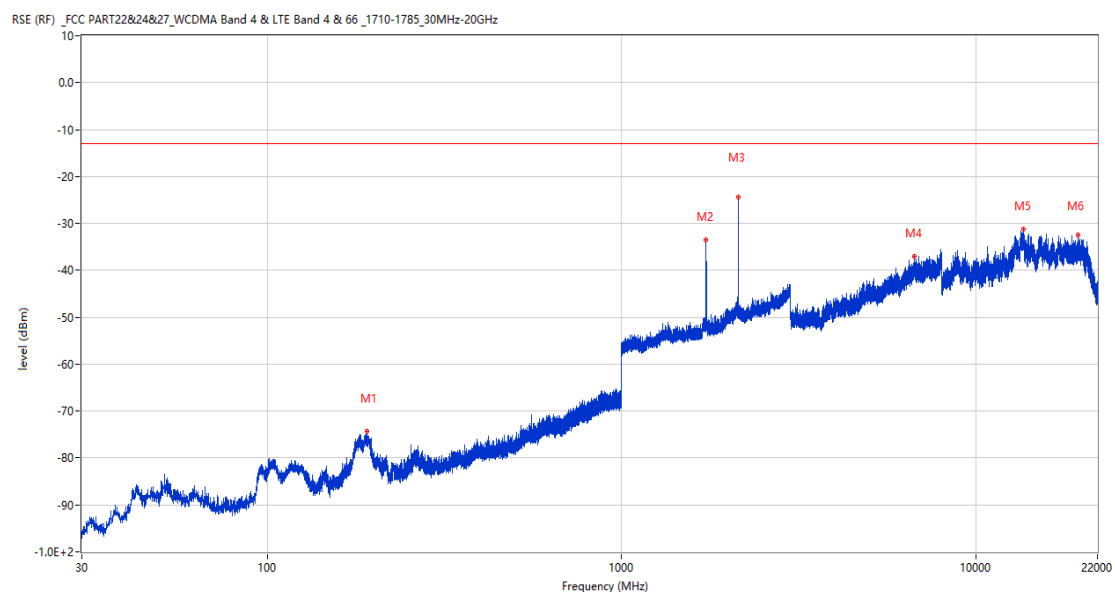
RSE-V&H LTE Band 4 BW1.4 CH20175



Frequency (MHz)	Result (dBm)	Factor (dB)	PK Limit (dBm)	Over Limit (dB)	Table (o)	ANT	EUT	Verdict
50.952	-71.71	-17.41	-13.0	-58.71	177.00	Vertical	Horizontal	Pass
1733.000	-45.25	2.44	-13.0	-32.25	341.00	Vertical	Horizontal	N/A
2133.100	-42.02	4.87	-13.0	-29.02	222.00	Vertical	Horizontal	N/A
7225.750	-36.94	16.81	-13.0	-23.94	360.00	Vertical	Horizontal	Pass
13627.825	-30.71	24.85	-13.0	-17.71	181.00	Vertical	Horizontal	Pass
19858.162	-32.67	21.54	-13.0	-19.67	92.00	Vertical	Horizontal	Pass

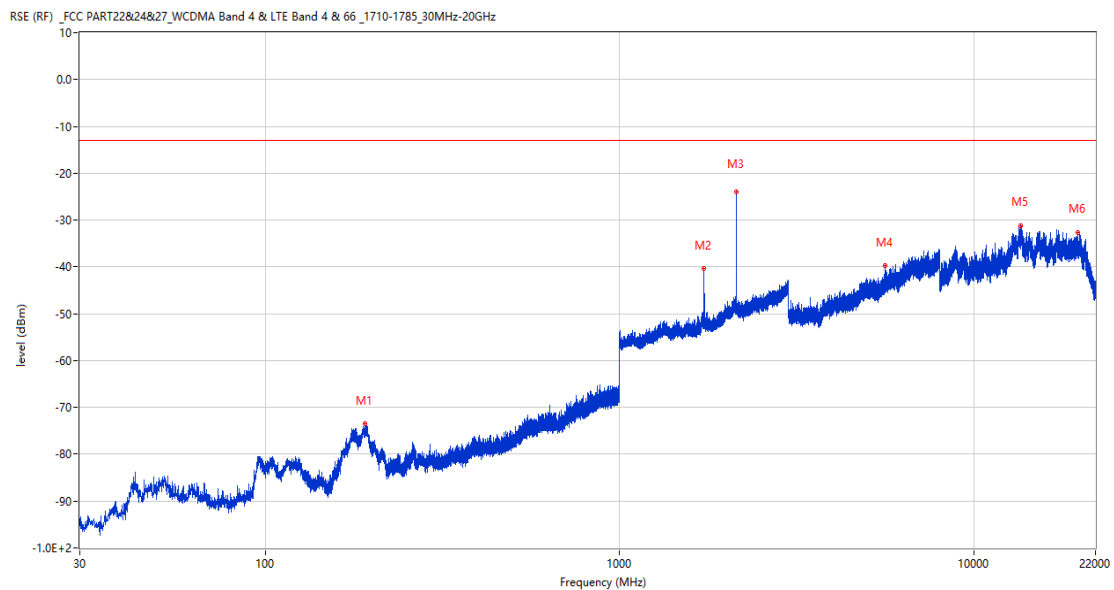
7.2 LTE Band 4 BW3, Middle Channel

RSE-H&H LTE Band 4 BW3 CH20175



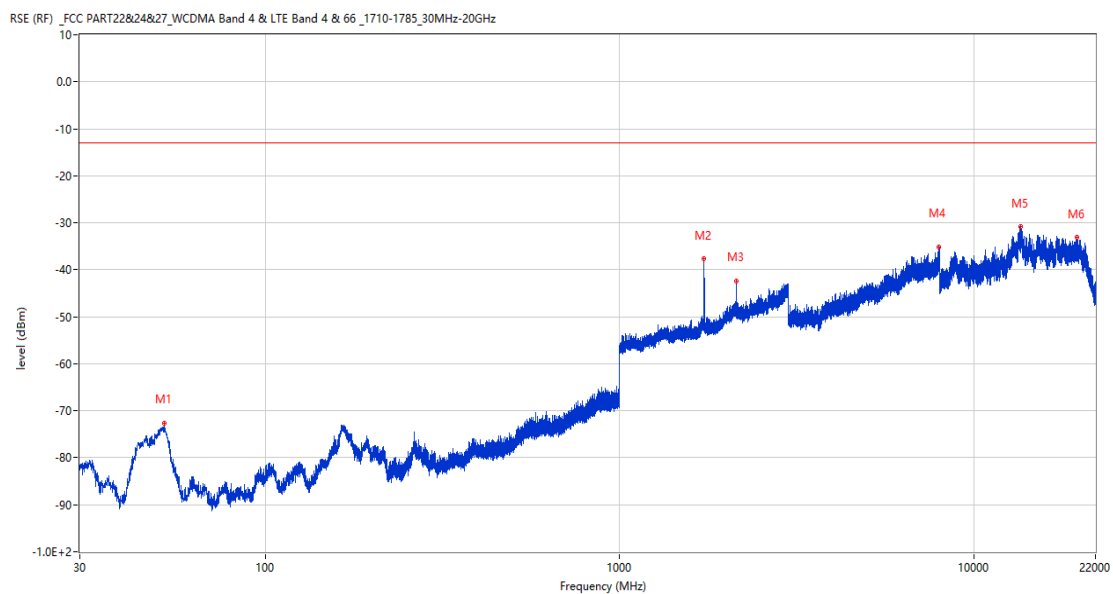
Frequency (MHz)	Result (dBm)	Factor (dB)	PK Limit (dBm)	Over Limit (dB)	Table (o)	ANT	EUT	Verdict
191.456	-74.32	-16.60	-13.0	-61.32	55.00	Horizontal	Horizontal	Pass
1732.100	-33.48	2.45	-13.0	-20.48	360.00	Horizontal	Horizontal	N/A
2133.700	-24.40	4.88	-13.0	-11.40	241.00	Horizontal	Horizontal	N/A
6705.500	-36.93	16.74	-13.0	-23.93	39.00	Horizontal	Horizontal	Pass
13573.250	-31.23	25.06	-13.0	-18.23	360.00	Horizontal	Horizontal	Pass
19356.813	-32.48	21.42	-13.0	-19.48	360.00	Horizontal	Horizontal	Pass

RSE-H&V LTE Band 4 BW3 CH20175



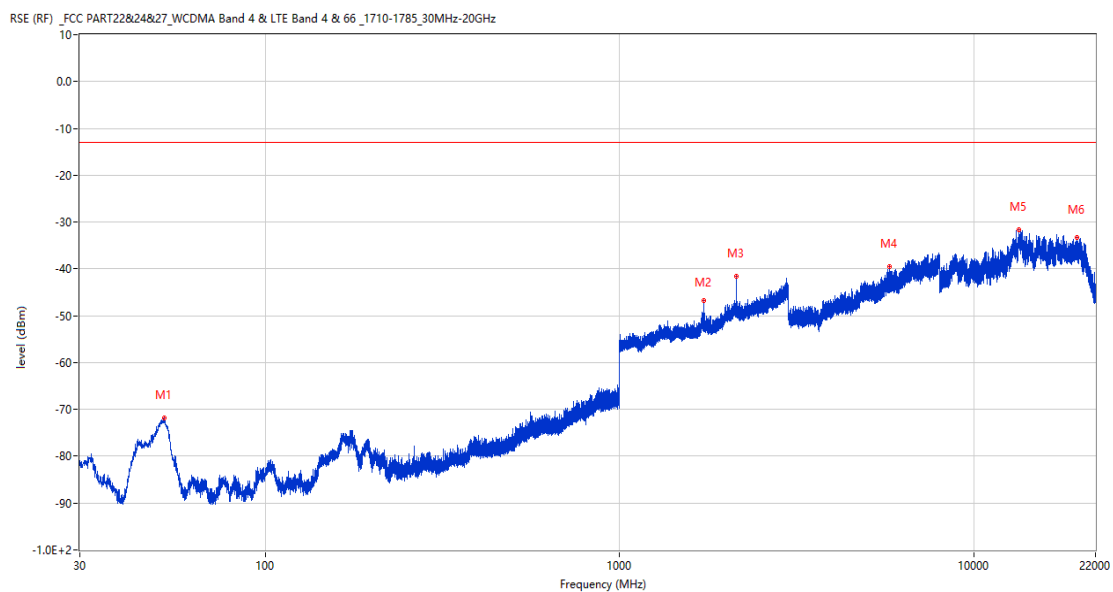
Frequency (MHz)	Result (dBm)	Factor (dB)	PK Limit (dBm)	Over Limit (dB)	Table (o)	ANT	EUT	Verdict
191.020	-73.53	-16.71	-13.0	-60.53	34.00	Horizontal	Vertical	Pass
1732.100	-40.41	2.45	-13.0	-27.41	167.00	Horizontal	Vertical	N/A
2132.500	-23.90	4.89	-13.0	-10.90	245.00	Horizontal	Vertical	N/A
5615.000	-39.77	13.70	-13.0	-26.77	134.00	Horizontal	Vertical	Pass
13560.300	-31.23	25.15	-13.0	-18.23	360.00	Horizontal	Vertical	Pass
19609.338	-32.73	21.48	-13.0	-19.73	312.00	Horizontal	Vertical	Pass

RSE-V&V LTE Band 4 BW3 CH20175



Frequency (MHz)	Result (dBm)	Factor (dB)	PK Limit (dBm)	Over Limit (dB)	Table (o)	ANT	EUT	Verdict
51.825	-72.57	-17.47	-13.0	-59.57	168.00	Vertical	Vertical	Pass
1732.100	-37.60	2.45	-13.0	-24.60	253.00	Vertical	Vertical	N/A
2134.000	-42.36	4.93	-13.0	-29.36	235.00	Vertical	Vertical	N/A
7951.000	-35.20	18.61	-13.0	-22.20	230.00	Vertical	Vertical	Pass
13553.825	-30.85	25.19	-13.0	-17.85	346.00	Vertical	Vertical	Pass
19558.926	-33.19	21.47	-13.0	-20.19	117.00	Vertical	Vertical	Pass

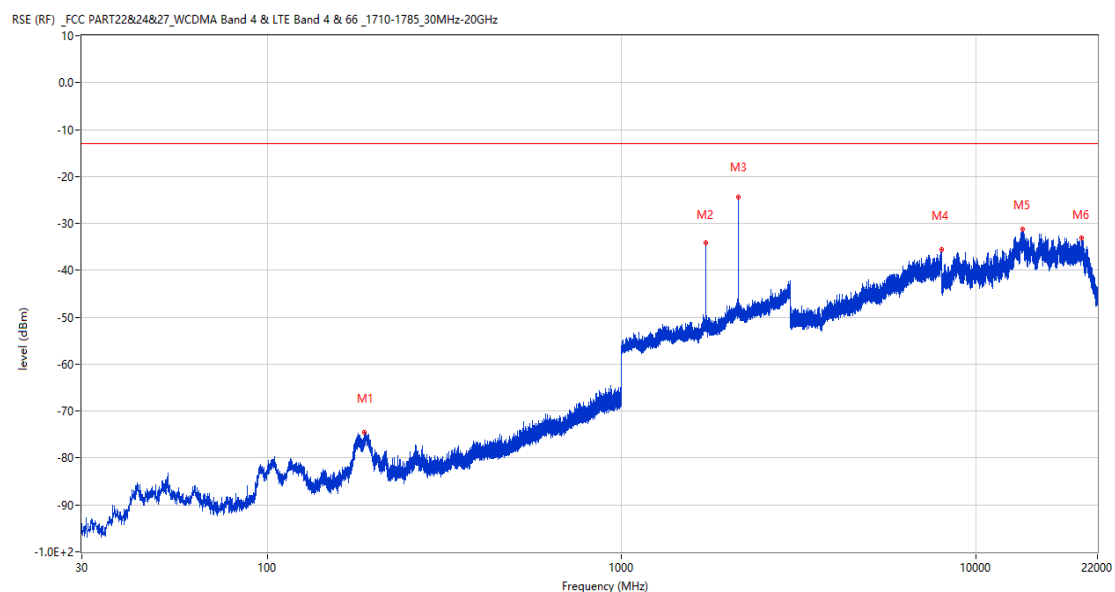
RSE-V&H LTE Band 4 BW3 CH20175



Frequency (MHz)	Result (dBm)	Factor (dB)	PK Limit (dBm)	Over Limit (dB)	Table (o)	ANT	EUT	Verdict
51.873	-71.91	-17.47	-13.0	-58.91	249.00	Vertical	Horizontal	Pass
1732.000	-46.82	2.45	-13.0	-33.82	345.00	Vertical	Horizontal	N/A
2133.200	-41.57	4.87	-13.0	-28.57	232.00	Vertical	Horizontal	N/A
5789.500	-39.57	14.12	-13.0	-26.57	94.00	Vertical	Horizontal	Pass
13395.651	-31.71	24.82	-13.0	-18.71	0.00	Vertical	Horizontal	Pass
19551.988	-33.22	21.47	-13.0	-20.22	292.00	Vertical	Horizontal	Pass

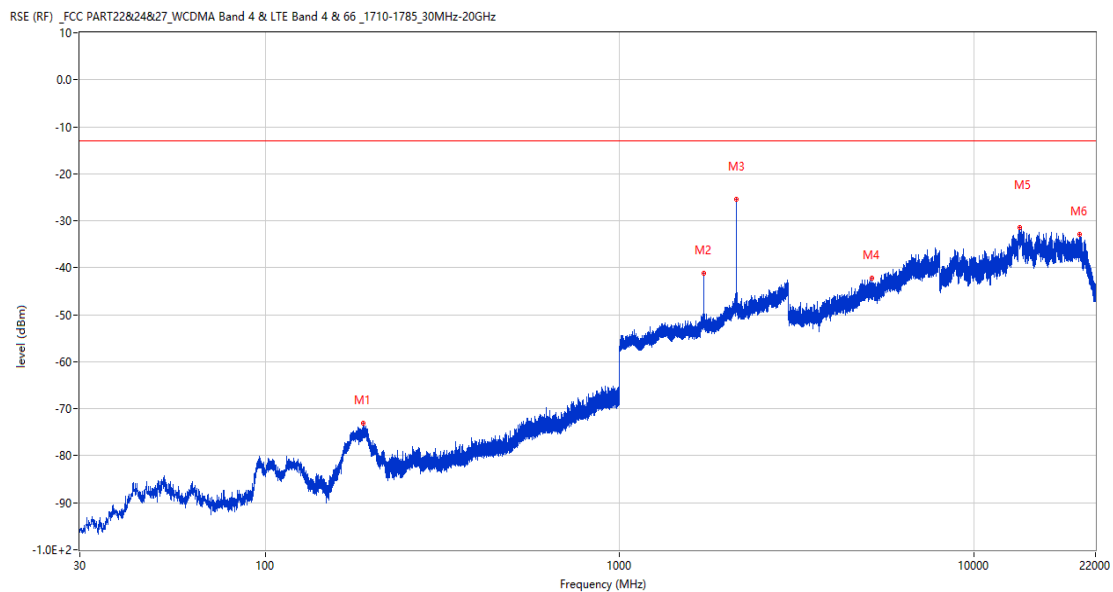
7.3 LTE Band 4 BW5, Middle Channel

RSE-H&H LTE Band 4 BW5 CH20175



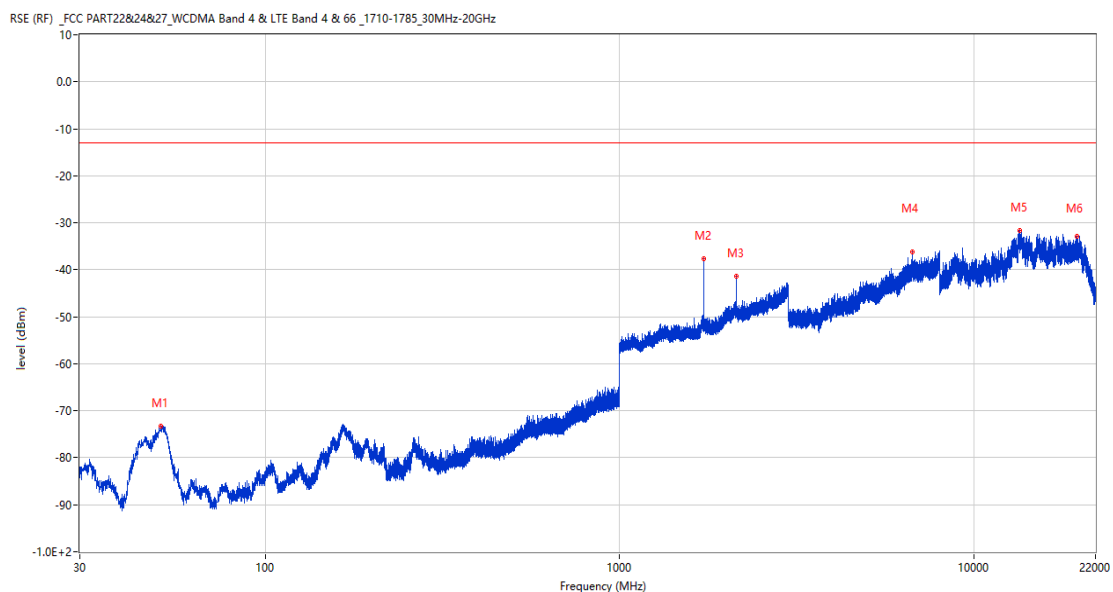
Frequency (MHz)	Result (dBm)	Factor (dB)	PK Limit (dBm)	Over Limit (dB)	Table (o)	ANT	EUT	Verdict
187.819	-74.48	-17.01	-13.0	-61.48	251.00	Horizontal	Horizontal	Pass
1731.200	-34.18	2.46	-13.0	-21.18	0.00	Horizontal	Horizontal	N/A
2133.900	-24.40	4.91	-13.0	-11.40	244.00	Horizontal	Horizontal	N/A
7999.000	-35.66	18.94	-13.0	-22.66	238.00	Horizontal	Horizontal	Pass
13557.987	-31.26	25.16	-13.0	-18.26	123.00	Horizontal	Horizontal	Pass
19823.012	-33.18	21.53	-13.0	-20.18	234.00	Horizontal	Horizontal	Pass

RSE-H&V LTE Band 4 BW5 CH20175



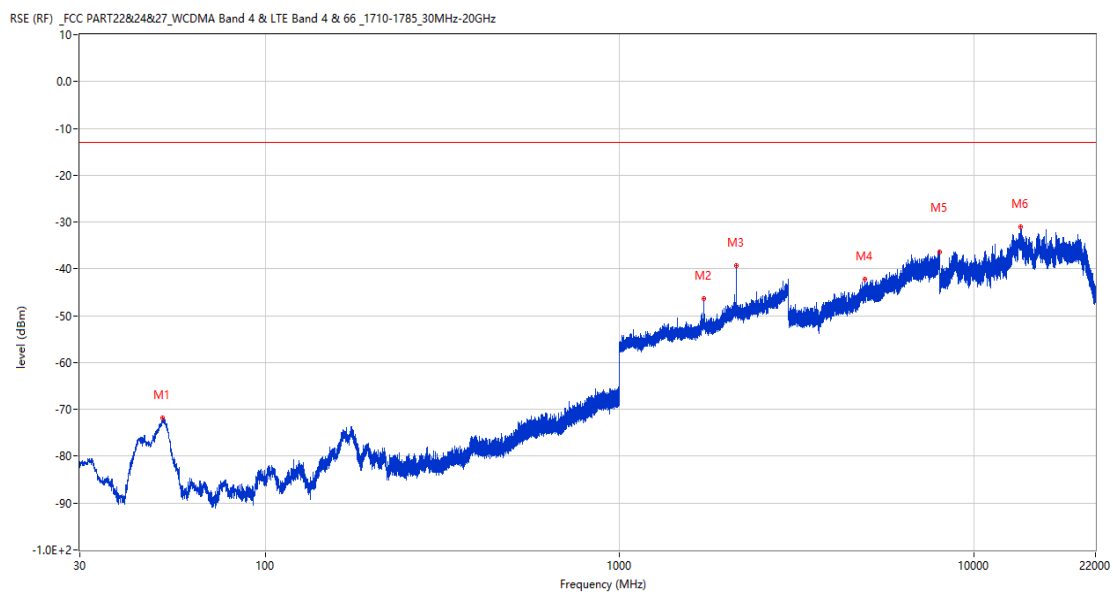
Frequency (MHz)	Result (dBm)	Factor (dB)	PK Limit (dBm)	Over Limit (dB)	Table (o)	ANT	EUT	Verdict
188.692	-73.10	-16.87	-13.0	-60.10	56.00	Horizontal	Vertical	Pass
1731.200	-41.27	2.46	-13.0	-28.27	165.00	Horizontal	Vertical	N/A
2135.100	-25.50	5.08	-13.0	-12.50	148.00	Horizontal	Vertical	N/A
5157.250	-42.24	12.06	-13.0	-29.24	177.00	Horizontal	Vertical	Pass
13431.725	-31.34	24.63	-13.0	-18.34	273.00	Horizontal	Vertical	Pass
19862.323	-32.93	21.54	-13.0	-19.93	48.00	Horizontal	Vertical	Pass

RSE-V&V LTE Band 4 BW5 CH20175



Frequency (MHz)	Result (dBm)	Factor (dB)	PK Limit (dBm)	Over Limit (dB)	Table (o)	ANT	EUT	Verdict
50.904	-73.25	-17.39	-13.0	-60.25	227.00	Vertical	Vertical	Pass
1731.200	-37.65	2.46	-13.0	-24.65	219.00	Vertical	Vertical	N/A
2134.800	-41.32	5.05	-13.0	-28.32	244.00	Vertical	Vertical	N/A
6680.250	-36.09	16.94	-13.0	-23.09	164.00	Vertical	Vertical	Pass
13433.575	-31.57	24.62	-13.0	-18.57	88.00	Vertical	Vertical	Pass
19554.300	-32.95	21.47	-13.0	-19.95	133.00	Vertical	Vertical	Pass

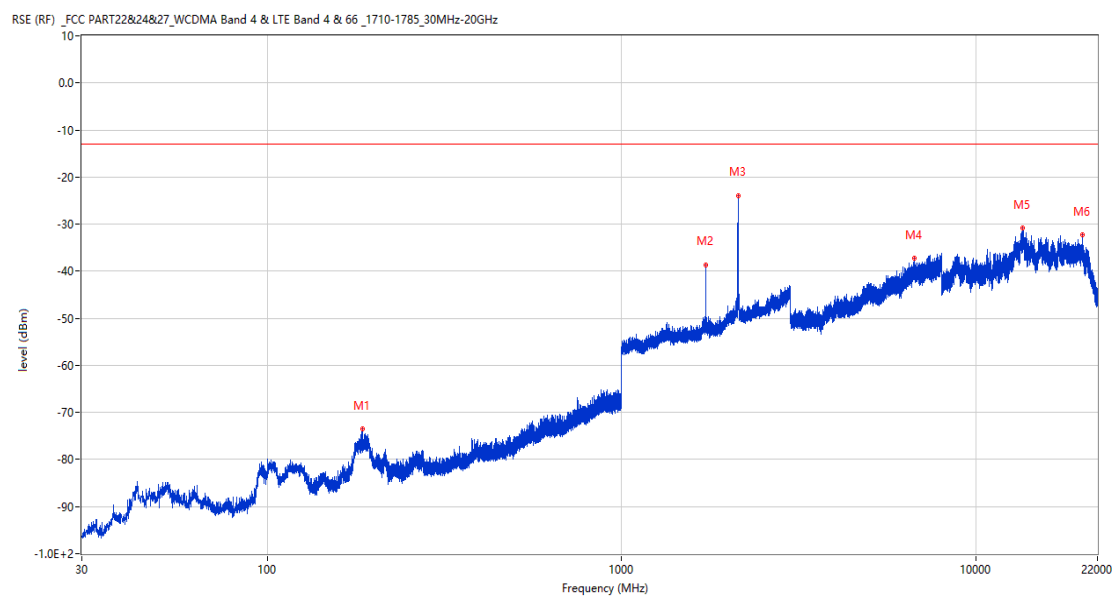
RSE-V&H LTE Band 4 BW5 CH20175



Frequency (MHz)	Result (dBm)	Factor (dB)	PK Limit (dBm)	Over Limit (dB)	Table (o)	ANT	EUT	Verdict
51.243	-71.91	-17.45	-13.0	-58.91	253.00	Vertical	Horizontal	Pass
1731.100	-46.33	2.46	-13.0	-33.33	338.00	Vertical	Horizontal	N/A
2132.900	-39.35	4.88	-13.0	-26.35	226.00	Vertical	Horizontal	N/A
4921.250	-42.25	13.38	-13.0	-29.25	92.00	Vertical	Horizontal	Pass
7994.750	-36.42	18.73	-13.0	-23.42	322.00	Vertical	Horizontal	Pass
13566.775	-31.11	25.10	-13.0	-18.11	105.00	Vertical	Horizontal	Pass

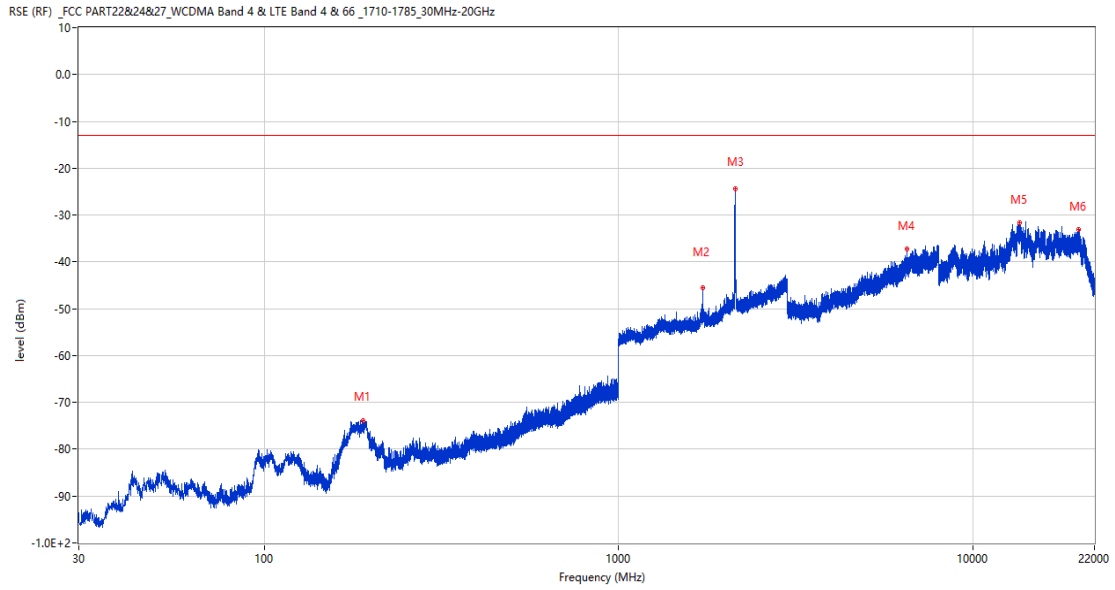
7.4 LTE Band 4 BW10, Middle Channel

RSE-H&H LTE Band 4 BW10 CH20175



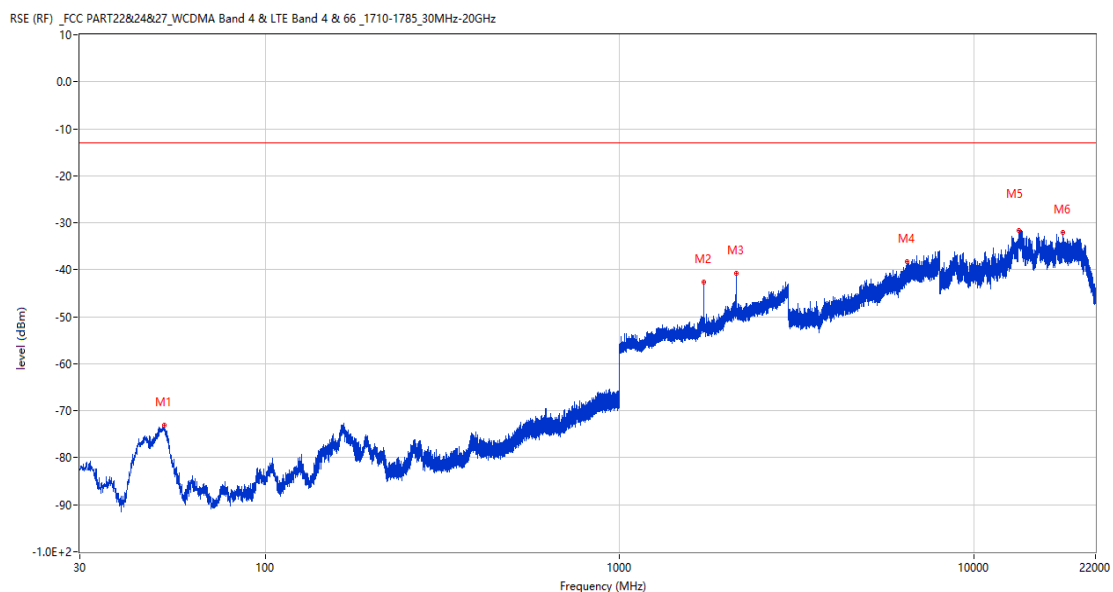
Frequency (MHz)	Result (dBm)	Factor (dB)	PK Limit (dBm)	Over Limit (dB)	Table (o)	ANT	EUT	Verdict
185.394	-73.50	-17.05	-13.0	-60.50	249.00	Horizontal	Horizontal	Pass
1729.000	-38.59	2.48	-13.0	-25.59	360.00	Horizontal	Horizontal	N/A
2135.900	-23.87	5.04	-13.0	-10.87	236.00	Horizontal	Horizontal	N/A
6690.250	-37.18	16.99	-13.0	-24.18	9.00	Horizontal	Horizontal	Pass
13562.613	-30.81	25.13	-13.0	-17.81	360.00	Horizontal	Horizontal	Pass
19984.886	-32.22	21.58	-13.0	-19.22	319.00	Horizontal	Horizontal	Pass

RSE-H&V LTE Band 4 BW10 CH20175

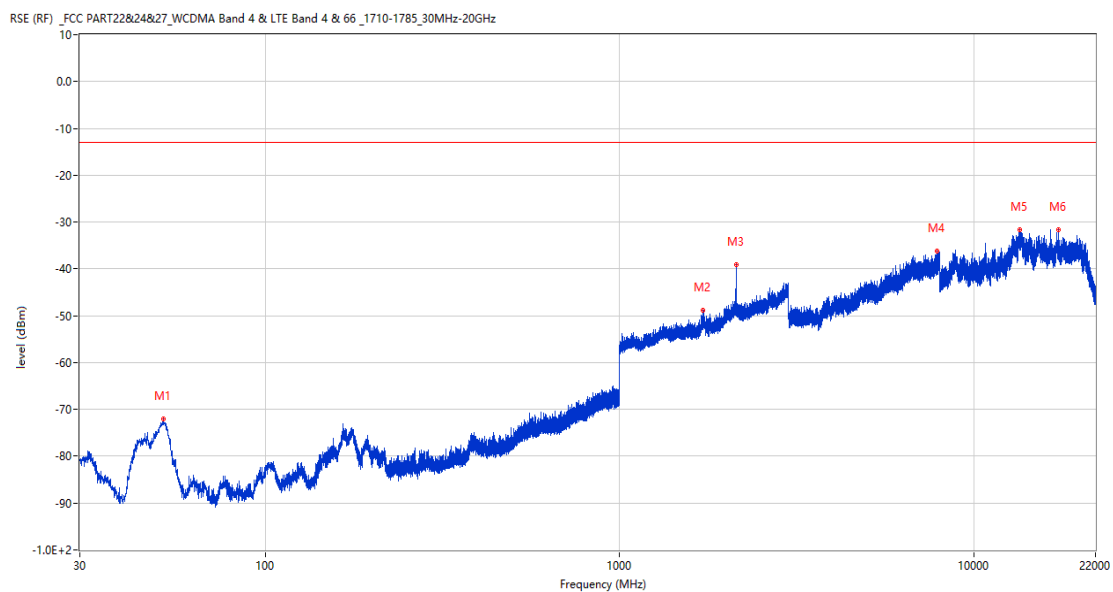


Frequency (MHz)	Result (dBm)	Factor (dB)	PK Limit (dBm)	Over Limit (dB)	Table (o)	ANT	EUT	Verdict
189.953	-73.81	-16.82	-13.0	-60.81	218.00	Horizontal	Vertical	Pass
1729.100	-45.43	2.48	-13.0	-32.43	167.00	Horizontal	Vertical	N/A
2135.200	-24.41	5.09	-13.0	-11.41	245.00	Horizontal	Vertical	N/A
6496.750	-37.27	15.68	-13.0	-24.27	78.00	Horizontal	Vertical	Pass
13525.613	-31.62	24.60	-13.0	-18.62	23.00	Horizontal	Vertical	Pass
19829.025	-33.02	21.54	-13.0	-20.02	118.00	Horizontal	Vertical	Pass

RSE-V&H LTE Band 4 BW10 CH20175



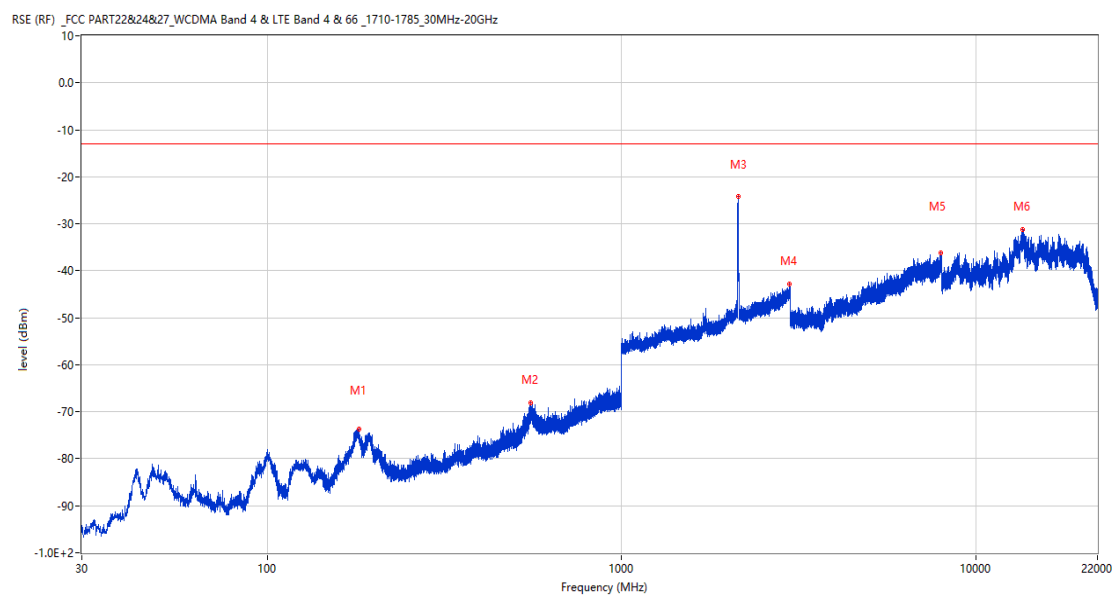
Frequency (MHz)	Result (dBm)	Factor (dB)	PK Limit (dBm)	Over Limit (dB)	Table (o)	ANT	EUT	Verdict
51.971	-73.17	-17.47	-13.0	-60.17	225.00	Vertical	Vertical	Pass
1729.000	-42.69	2.48	-13.0	-29.69	272.00	Vertical	Vertical	N/A
2130.100	-40.71	4.81	-13.0	-27.71	226.00	Vertical	Vertical	N/A
6468.500	-38.33	16.05	-13.0	-25.33	313.00	Vertical	Vertical	Pass
13379.000	-31.70	24.72	-13.0	-18.70	360.00	Vertical	Vertical	Pass
17798.650	-32.05	22.75	-13.0	-19.05	248.00	Vertical	Vertical	Pass

RSE-V&V LTE Band 4 BW10 CH20175


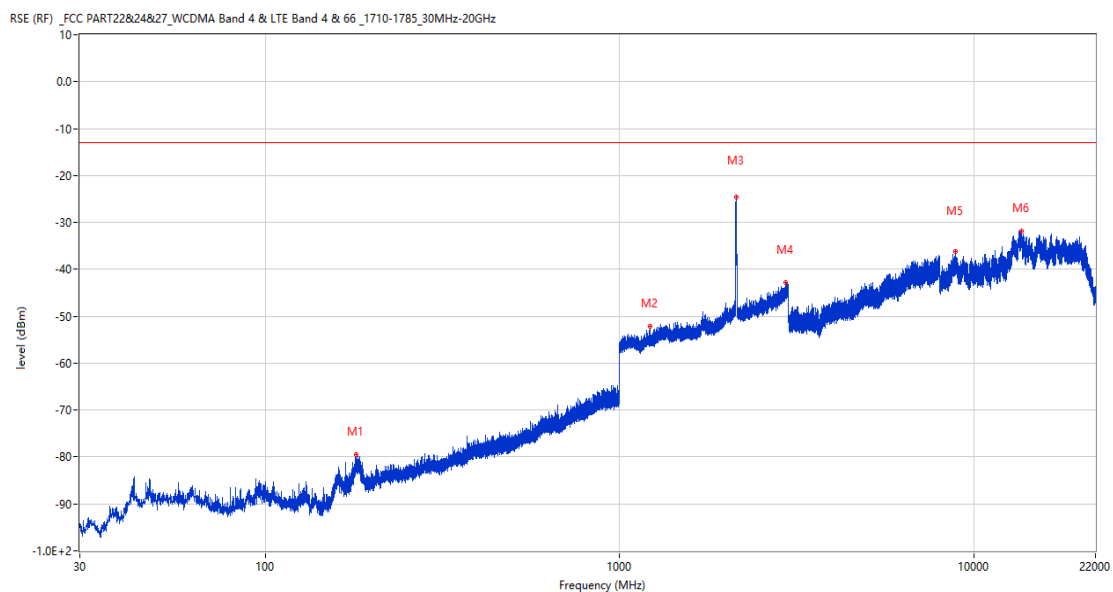
Frequency (MHz)	Result (dBm)	Factor (dB)	PK Limit (dBm)	Over Limit (dB)	Table (o)	ANT	EUT	Verdict
51.679	-71.98	-17.46	-13.0	-58.98	234.00	Vertical	Horizontal	Pass
1721.800	-48.86	2.56	-13.0	-35.86	0.00	Vertical	Horizontal	N/A
2129.700	-39.15	4.81	-13.0	-26.15	233.00	Vertical	Horizontal	N/A
7844.250	-36.19	17.84	-13.0	-23.19	227.00	Vertical	Horizontal	Pass
13474.275	-31.70	24.23	-13.0	-18.70	0.00	Vertical	Horizontal	Pass
17337.537	-31.72	23.03	-13.0	-18.72	133.00	Vertical	Horizontal	Pass

7.5 LTE Band 4 BW15, Middle Channel

RSE-H&H LTE Band 4 BW15 CH20175

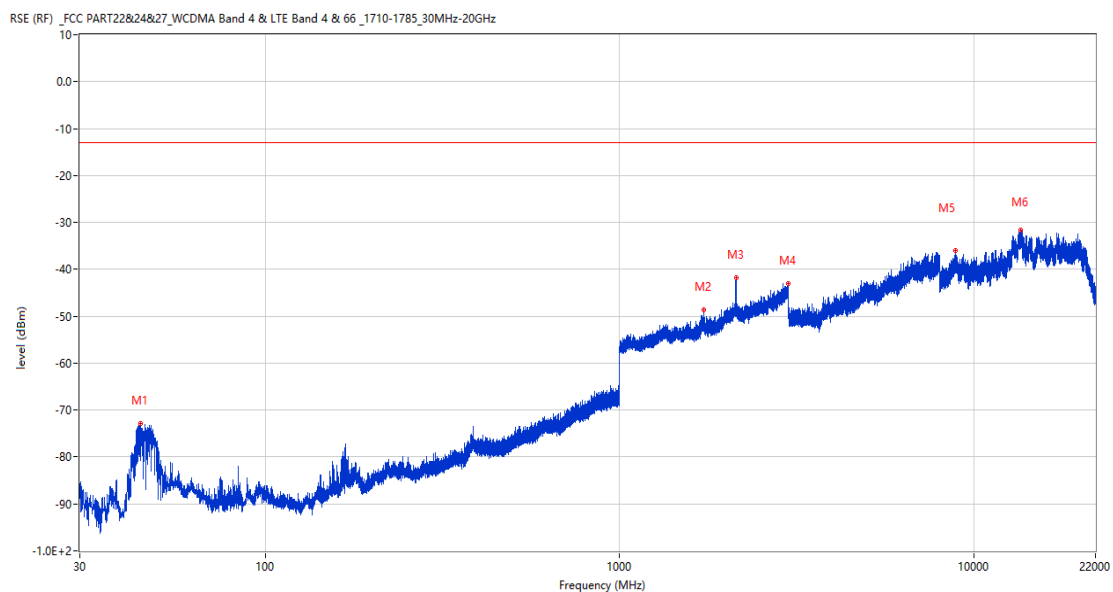


Frequency (MHz)	Result (dBm)	Factor (dB)	PK Limit (dBm)	Over Limit (dB)	Table (o)	ANT	EUT	Verdict
181.320	-73.66	-17.14	-13.0	-60.66	273.00	Horizontal	Horizontal	Pass
554.867	-68.06	-5.46	-13.0	-55.06	138.00	Horizontal	Horizontal	Pass
2133.900	-24.19	4.91	-13.0	-11.19	238.00	Horizontal	Horizontal	N/A
2972.600	-42.89	11.79	-13.0	-29.89	160.00	Horizontal	Horizontal	Pass
7938.000	-36.10	18.93	-13.0	-23.10	0.00	Horizontal	Horizontal	Pass
13554.750	-31.22	25.19	-13.0	-18.22	320.00	Horizontal	Horizontal	Pass

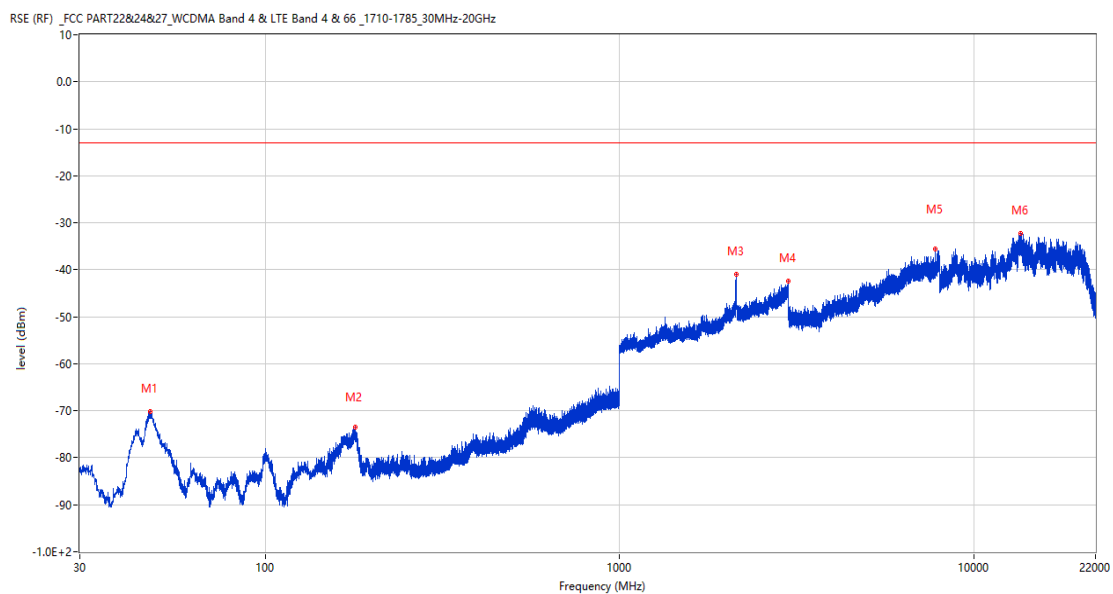
RSE-H&V LTE Band 4 BW15 CH20175


Frequency (MHz)	Result (dBm)	Factor (dB)	PK Limit (dBm)	Over Limit (dB)	Table (o)	ANT	EUT	Verdict
180.980	-79.50	-17.16	-13.0	-66.50	261.00	Horizontal	Vertical	Pass
1216.200	-52.16	-0.70	-13.0	-39.16	279.00	Horizontal	Vertical	Pass
2134.500	-24.56	5.02	-13.0	-11.56	231.00	Horizontal	Vertical	N/A
2943.000	-42.87	11.22	-13.0	-29.87	360.00	Horizontal	Vertical	Pass
8867.826	-36.29	20.14	-13.0	-23.29	105.00	Horizontal	Vertical	Pass
13593.138	-31.74	24.92	-13.0	-18.74	174.00	Horizontal	Vertical	Pass

RSE-V&V LTE Band 4 BW15 CH20175



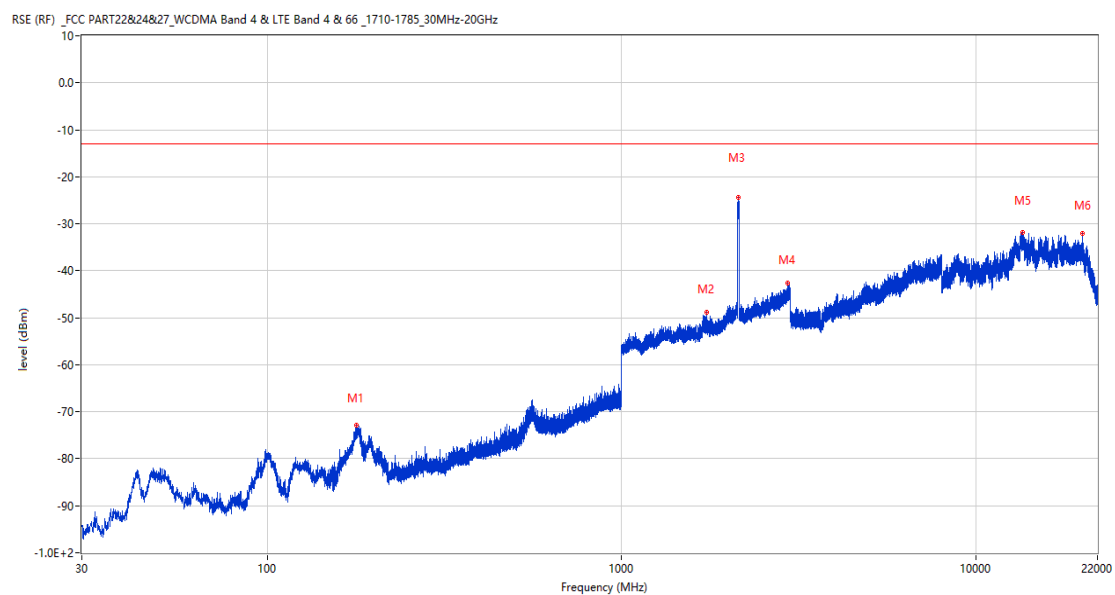
Frequency (MHz)	Result (dBm)	Factor (dB)	PK Limit (dBm)	Over Limit (dB)	Table (o)	ANT	EUT	Verdict
44.550	-72.91	-17.77	-13.0	-59.91	106.00	Vertical	Vertical	Pass
1726.800	-48.68	2.51	-13.0	-35.68	238.00	Vertical	Vertical	N/A
2134.900	-41.72	5.06	-13.0	-28.72	238.00	Vertical	Vertical	N/A
2992.900	-43.06	10.91	-13.0	-30.06	111.00	Vertical	Vertical	Pass
8860.225	-36.03	20.24	-13.0	-23.03	214.00	Vertical	Vertical	Pass
13564.000	-31.61	25.12	-13.0	-18.61	40.00	Vertical	Vertical	Pass

RSE-V&H LTE Band 4 BW15 CH20175


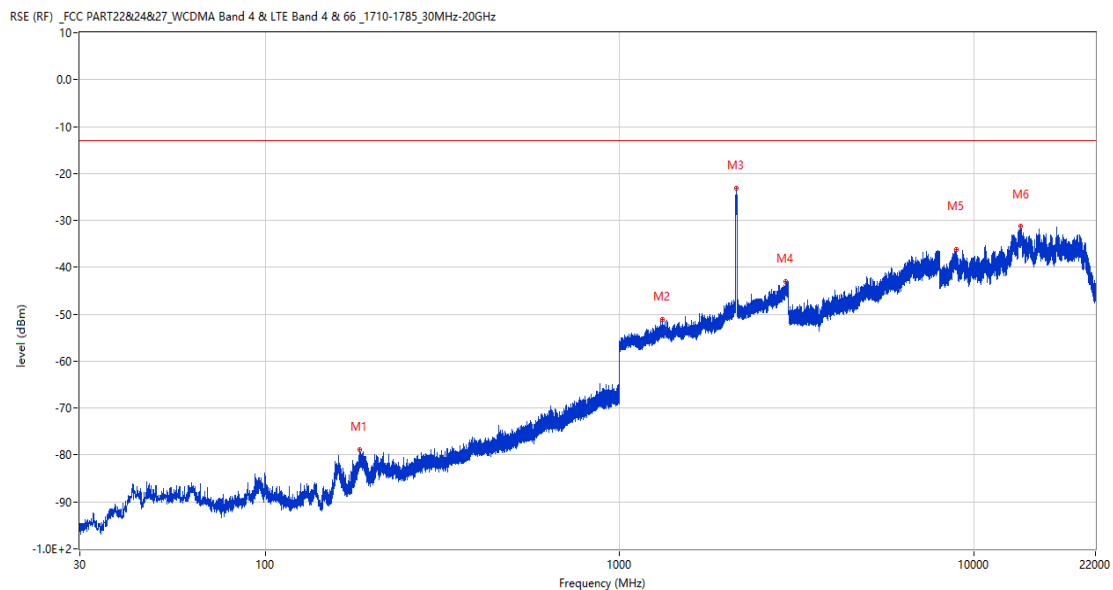
Frequency (MHz)	Result (dBm)	Factor (dB)	PK Limit (dBm)	Over Limit (dB)	Table (o)	ANT	EUT	Verdict
47.460	-70.22	-17.03	-13.0	-57.22	128.00	Vertical	Horizontal	Pass
179.477	-73.54	-17.18	-13.0	-60.54	318.00	Vertical	Horizontal	Pass
2137.100	-40.93	5.08	-13.0	-27.93	232.00	Vertical	Horizontal	N/A
2991.900	-42.49	10.89	-13.0	-29.49	207.00	Vertical	Horizontal	Pass
7790.500	-35.63	18.27	-13.0	-22.63	315.00	Vertical	Horizontal	Pass
13542.725	-32.31	25.03	-13.0	-19.31	26.00	Vertical	Horizontal	Pass

7.6 LTE Band 4 BW20, Middle Channel

RSE-H&H LTE Band 4 BW20 CH20175

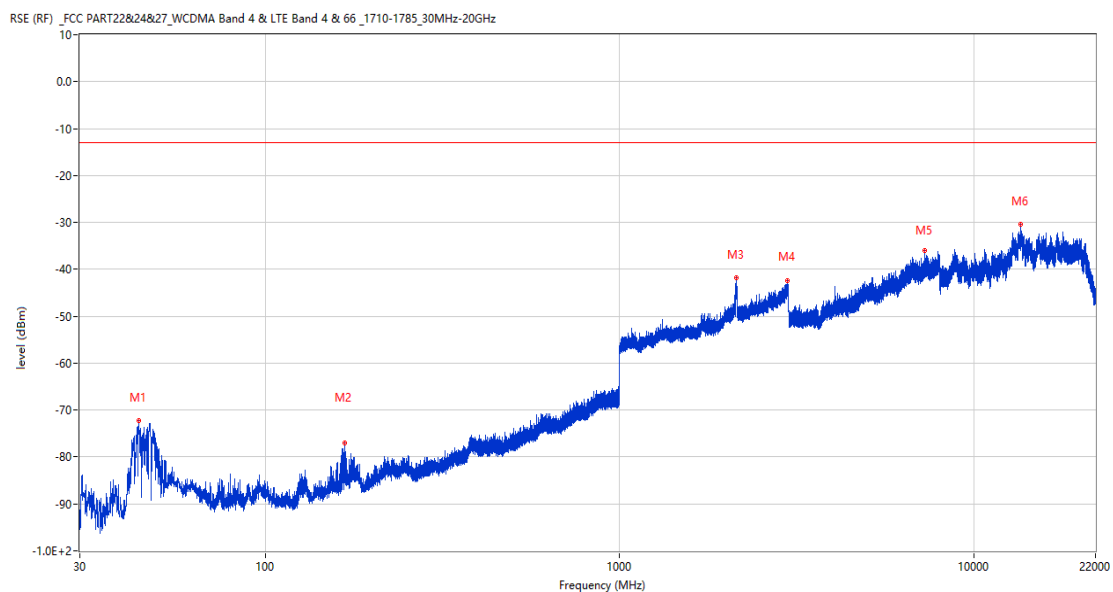


Frequency (MHz)	Result (dBm)	Factor (dB)	PK Limit (dBm)	Over Limit (dB)	Table (o)	ANT	EUT	Verdict
178.313	-72.79	-17.36	-13.0	-59.79	9.00	Horizontal	Horizontal	Pass
1734.900	-48.77	2.42	-13.0	-35.77	0.00	Horizontal	Horizontal	N/A
2135.900	-24.35	5.04	-13.0	-11.35	237.00	Horizontal	Horizontal	N/A
2933.900	-42.72	10.49	-13.0	-29.72	273.00	Horizontal	Horizontal	Pass
13535.787	-31.91	24.86	-13.0	-18.91	260.00	Horizontal	Horizontal	Pass
20013.099	-32.06	21.58	-13.0	-19.06	275.00	Horizontal	Horizontal	Pass

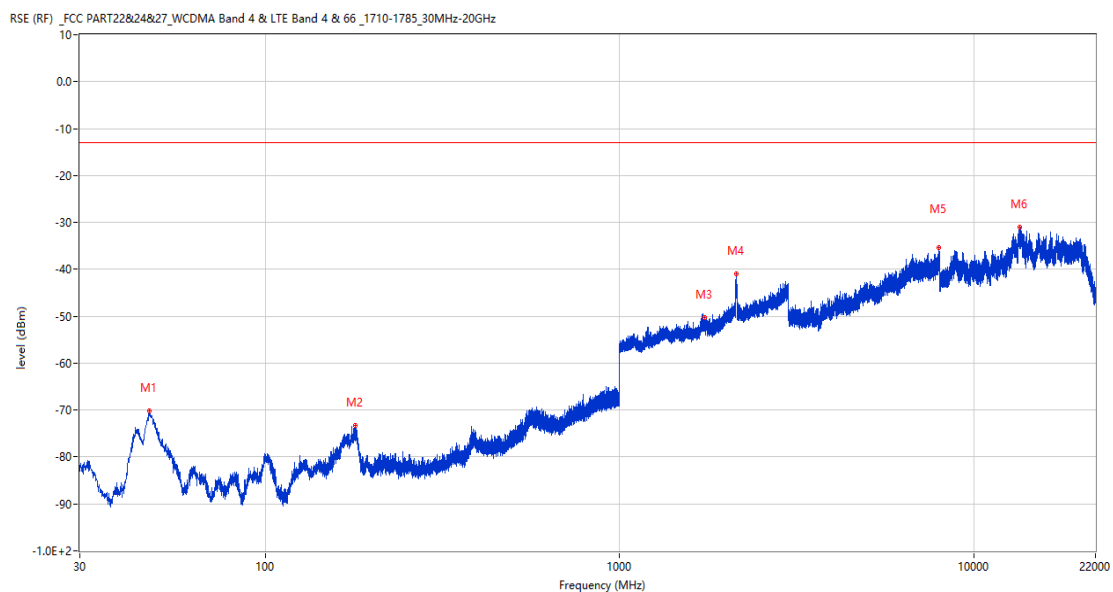
RSE-H&V LTE Band 4 BW20 CH20175


Frequency (MHz)	Result (dBm)	Factor (dB)	PK Limit (dBm)	Over Limit (dB)	Table (o)	ANT	EUT	Verdict
184.812	-78.89	-17.10	-13.0	-65.89	240.00	Horizontal	Vertical	Pass
1318.800	-51.14	0.58	-13.0	-38.14	107.00	Horizontal	Vertical	Pass
2140.800	-23.22	4.95	-13.0	-10.22	239.00	Horizontal	Vertical	N/A
2939.900	-43.06	11.16	-13.0	-30.06	0.00	Horizontal	Vertical	Pass
8895.612	-36.30	19.80	-13.0	-23.30	313.00	Horizontal	Vertical	Pass
13565.850	-31.22	25.11	-13.0	-18.22	144.00	Horizontal	Vertical	Pass

RSE-V&V LTE Band 4 BW20 CH20175



Frequency (MHz)	Result (dBm)	Factor (dB)	PK Limit (dBm)	Over Limit (dB)	Table (o)	ANT	EUT	Verdict
43.919	-72.34	-17.35	-13.0	-59.34	5.00	Vertical	Vertical	Pass
167.546	-77.00	-17.92	-13.0	-64.00	341.00	Vertical	Vertical	Pass
2131.500	-41.79	4.84	-13.0	-28.79	226.00	Vertical	Vertical	N/A
2975.300	-42.50	11.74	-13.0	-29.50	201.00	Vertical	Vertical	Pass
7253.000	-35.99	17.68	-13.0	-22.99	360.00	Vertical	Vertical	Pass
13561.687	-30.48	25.14	-13.0	-17.48	100.00	Vertical	Vertical	Pass

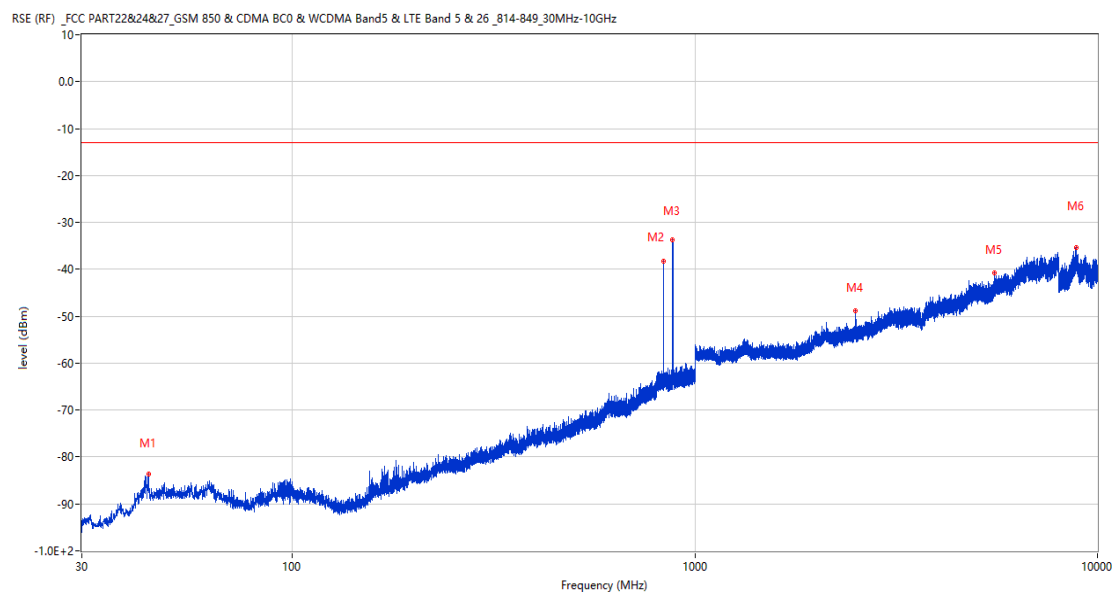
RSE-V&H LTE Band 4 BW20 CH20175


Frequency (MHz)	Result (dBm)	Factor (dB)	PK Limit (dBm)	Over Limit (dB)	Table (o)	ANT	EUT	Verdict
47.169	-70.25	-16.99	-13.0	-57.25	155.00	Vertical	Horizontal	Pass
179.477	-73.30	-17.18	-13.0	-60.30	314.00	Vertical	Horizontal	Pass
1733.000	-50.18	2.44	-13.0	-37.18	276.00	Vertical	Horizontal	N/A
2140.000	-40.96	4.98	-13.0	-27.96	234.00	Vertical	Horizontal	N/A
7968.750	-35.33	18.09	-13.0	-22.33	332.00	Vertical	Horizontal	Pass
13470.113	-31.02	24.28	-13.0	-18.02	56.00	Vertical	Horizontal	Pass

8 LTE Band 5

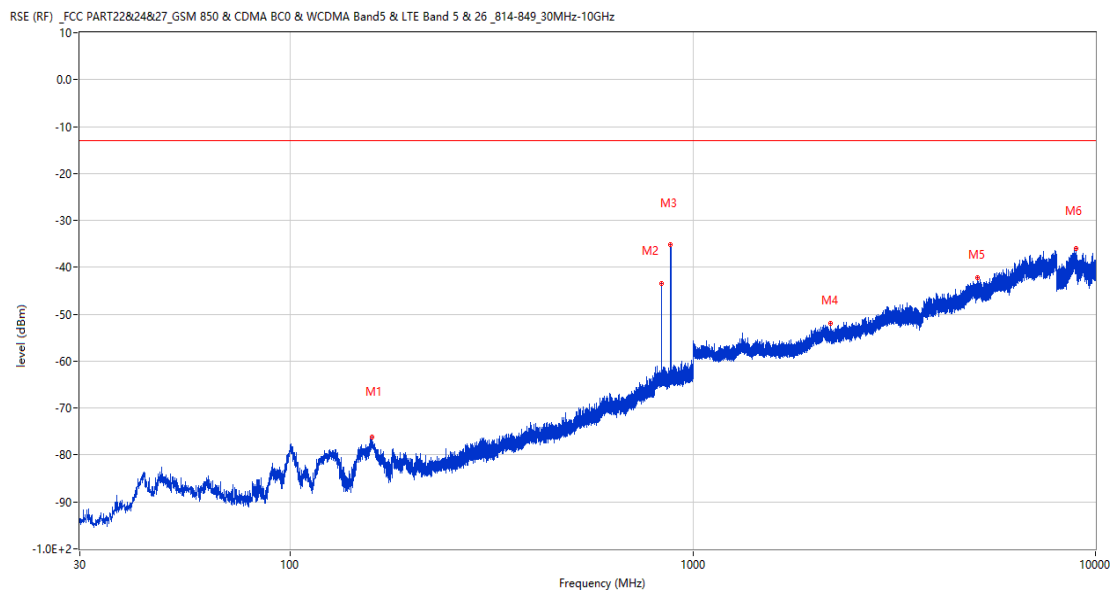
8.1 LTE Band 5 BW1.4, Middle Channel

RSE-H&H LTE Band 5 BW1.4 CH20525



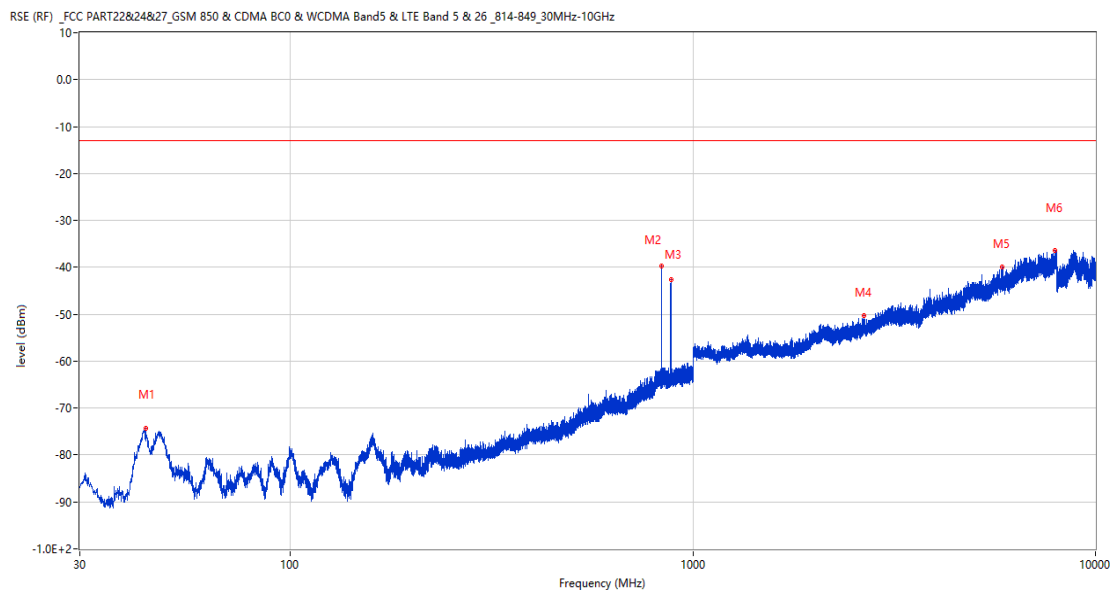
Frequency (MHz)	Result (dBm)	Factor (dB)	PK Limit (dBm)	Over Limit (dB)	Table (o)	ANT	EUT	Verdict
43.919	-83.66	-16.40	-13.0	-70.66	279.00	Horizontal	Horizontal	Pass
836.070	-38.34	7.12	-13.0	-25.34	14.00	Horizontal	Horizontal	N/A
881.127	-33.62	6.74	-13.0	-20.62	238.00	Horizontal	Horizontal	N/A
2508.500	-48.86	1.62	-13.0	-35.86	95.00	Horizontal	Horizontal	Pass
5550.750	-40.76	13.22	-13.0	-27.76	176.00	Horizontal	Horizontal	Pass
8844.900	-35.42	20.28	-13.0	-22.42	283.00	Horizontal	Horizontal	Pass

RSE-H&V LTE Band 5 BW1.4 CH20525



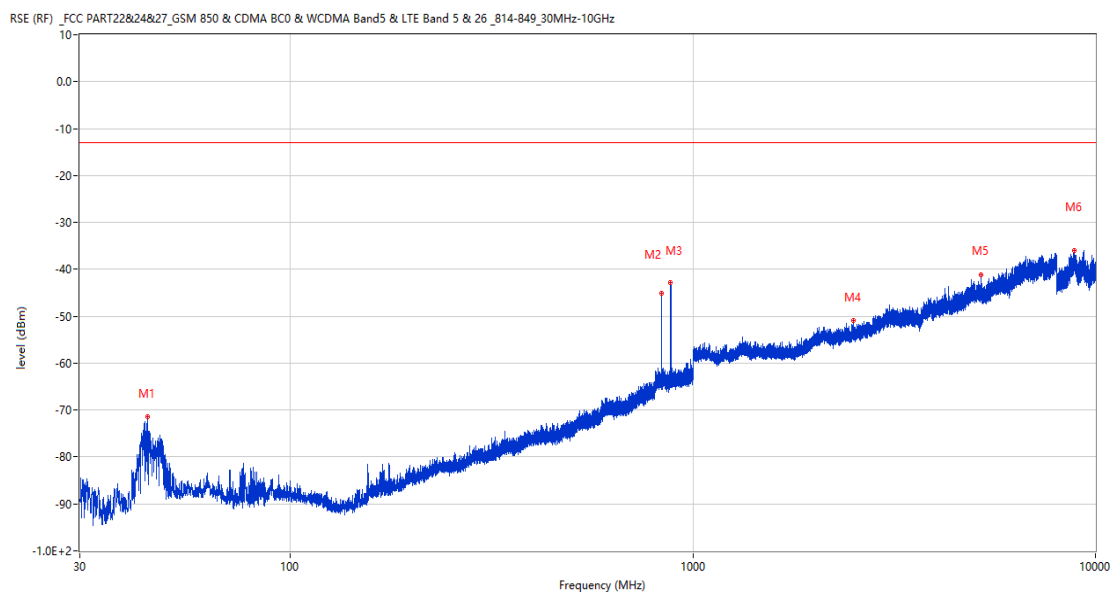
Frequency (MHz)	Result (dBm)	Factor (dB)	PK Limit (dBm)	Over Limit (dB)	Table (o)	ANT	EUT	Verdict
159.398	-76.28	-16.58	-13.0	-63.28	355.00	Horizontal	Vertical	Pass
836.022	-43.37	7.12	-13.0	-30.37	306.00	Horizontal	Vertical	N/A
881.223	-35.19	6.74	-13.0	-22.19	248.00	Horizontal	Vertical	N/A
2196.000	-52.00	-0.24	-13.0	-39.00	94.00	Horizontal	Vertical	Pass
5106.250	-42.28	12.27	-13.0	-29.28	60.00	Horizontal	Vertical	Pass
8931.800	-36.03	19.55	-13.0	-23.03	81.00	Horizontal	Vertical	Pass

RSE-V&V LTE Band 5 BW1.4 CH20525



Frequency (MHz)	Result (dBm)	Factor (dB)	PK Limit (dBm)	Over Limit (dB)	Table (o)	ANT	EUT	Verdict
43.677	-74.27	-16.12	-13.0	-61.27	17.00	Vertical	Vertical	Pass
836.119	-39.70	7.12	-13.0	-26.70	334.00	Vertical	Vertical	N/A
881.612	-42.59	6.75	-13.0	-29.59	121.00	Vertical	Vertical	N/A
2661.200	-50.30	2.94	-13.0	-37.30	308.00	Vertical	Vertical	Pass
5865.250	-40.01	14.63	-13.0	-27.01	91.00	Vertical	Vertical	Pass
7933.750	-36.36	18.81	-13.0	-23.36	249.00	Vertical	Vertical	Pass

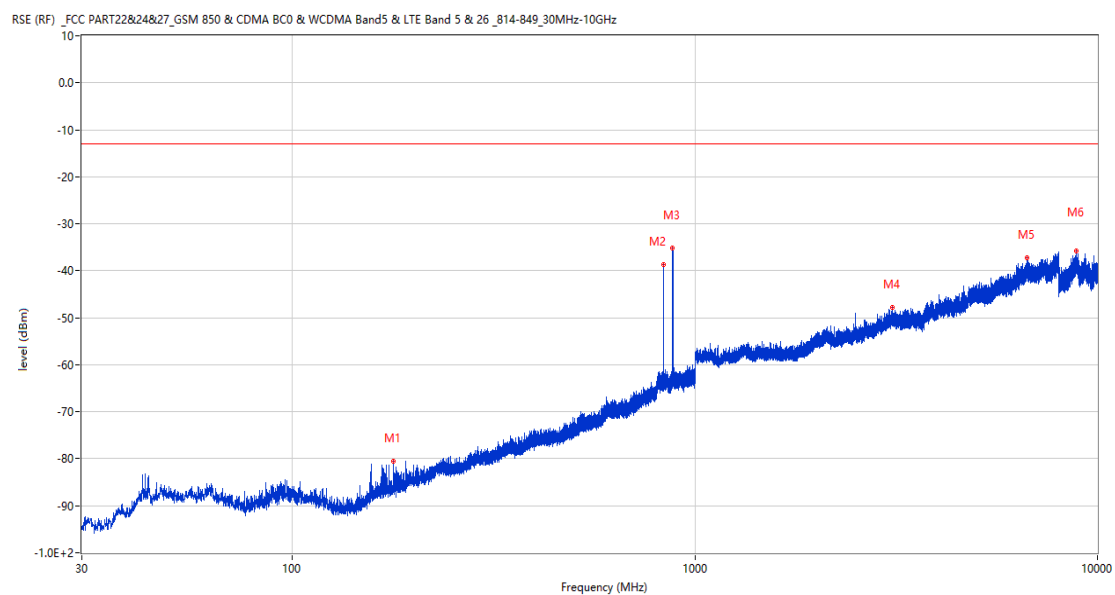
RSE-V&H LTE Band 5 BW1.4 CH20525



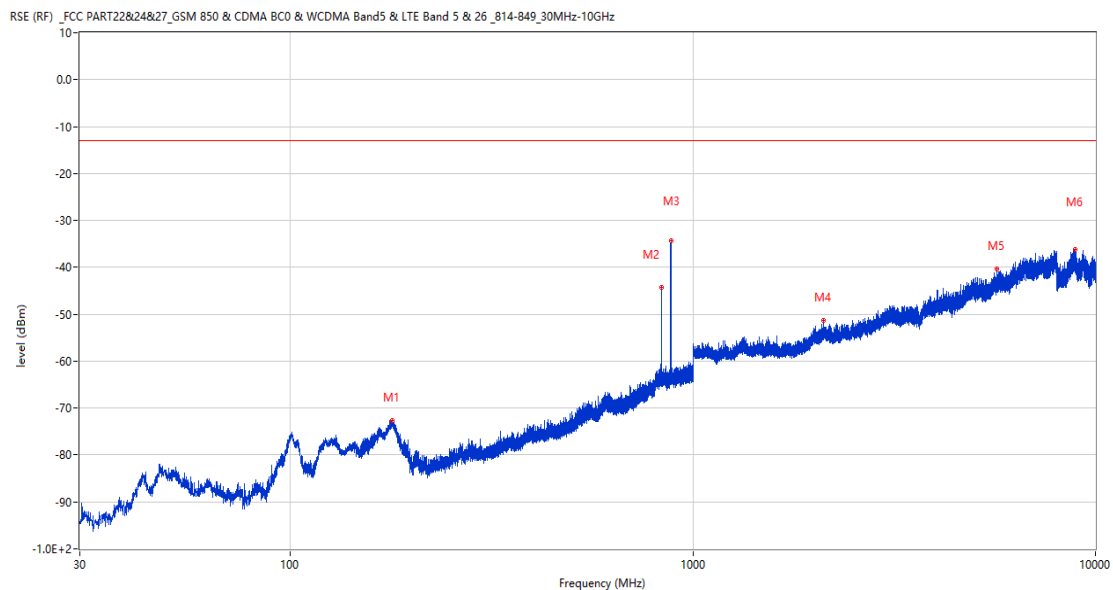
Frequency (MHz)	Result (dBm)	Factor (dB)	PK Limit (dBm)	Over Limit (dB)	Table (o)	ANT	EUT	Verdict
44.162	-71.46	-16.60	-13.0	-58.46	7.00	Vertical	Horizontal	Pass
836.070	-45.10	7.12	-13.0	-32.10	52.00	Vertical	Horizontal	N/A
881.078	-42.87	6.74	-13.0	-29.87	137.00	Vertical	Horizontal	N/A
2508.800	-50.85	1.57	-13.0	-37.85	27.00	Vertical	Horizontal	Pass
5189.000	-41.26	12.46	-13.0	-28.26	249.00	Vertical	Horizontal	Pass
8851.800	-36.07	20.34	-13.0	-23.07	342.00	Vertical	Horizontal	Pass

8.2 LTE Band 5 BW3, Middle Channel

RSE-H&H LTE Band 5 BW3 CH20525

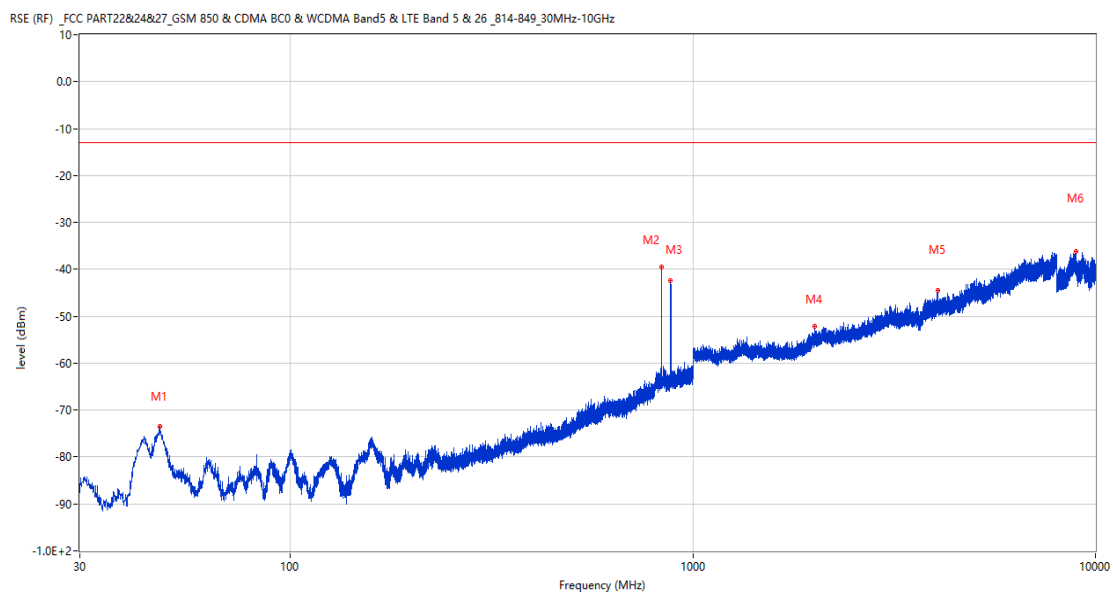


Frequency (MHz)	Result (dBm)	Factor (dB)	PK Limit (dBm)	Over Limit (dB)	Table (o)	ANT	EUT	Verdict
178.070	-80.58	-15.47	-13.0	-67.58	9.00	Horizontal	Horizontal	Pass
835.246	-38.77	7.10	-13.0	-25.77	91.00	Horizontal	Horizontal	N/A
880.496	-35.18	6.69	-13.0	-22.18	247.00	Horizontal	Horizontal	N/A
3099.750	-47.88	6.33	-13.0	-34.88	260.00	Horizontal	Horizontal	Pass
6676.250	-37.16	16.79	-13.0	-24.16	133.00	Horizontal	Horizontal	Pass
8864.000	-35.72	20.19	-13.0	-22.72	299.00	Horizontal	Horizontal	Pass

RSE-H&V LTE Band 5 BW3 CH20525


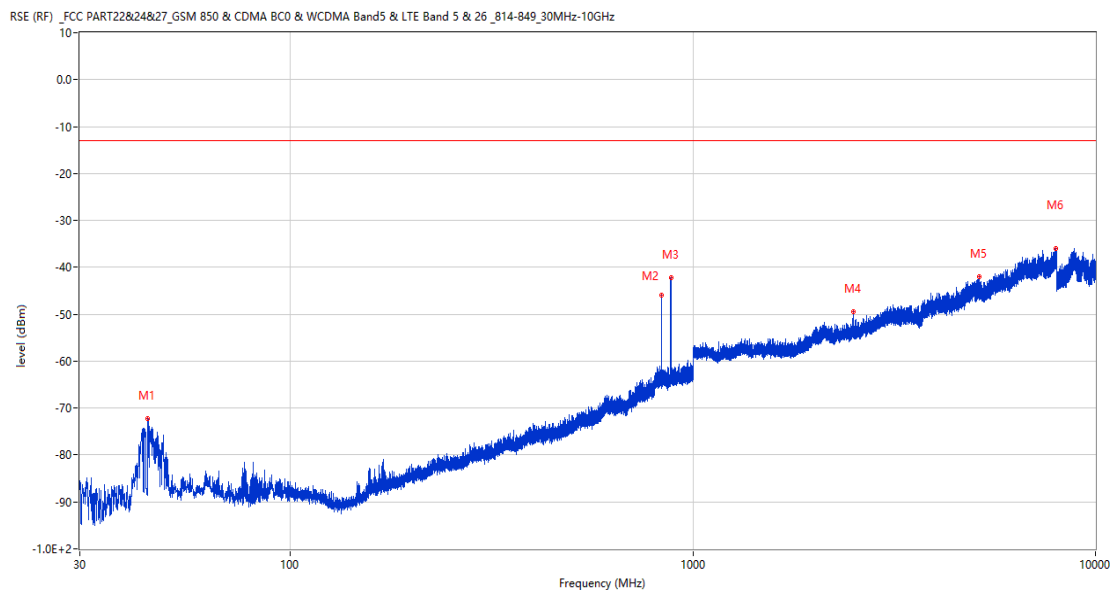
Frequency (MHz)	Result (dBm)	Factor (dB)	PK Limit (dBm)	Over Limit (dB)	Table (o)	ANT	EUT	Verdict
178.798	-72.75	-15.38	-13.0	-59.75	306.00	Horizontal	Vertical	Pass
835.246	-44.20	7.10	-13.0	-31.20	301.00	Horizontal	Vertical	N/A
882.727	-34.24	6.84	-13.0	-21.24	81.00	Horizontal	Vertical	N/A
2107.400	-51.24	0.21	-13.0	-38.24	235.00	Horizontal	Vertical	Pass
5680.750	-40.43	13.70	-13.0	-27.43	156.00	Horizontal	Vertical	Pass
8897.700	-36.14	19.78	-13.0	-23.14	154.00	Horizontal	Vertical	Pass

RSE-V&V LTE Band 5 BW3 CH20525



Frequency (MHz)	Result (dBm)	Factor (dB)	PK Limit (dBm)	Over Limit (dB)	Table (o)	ANT	EUT	Verdict
47.315	-73.56	-16.02	-13.0	-60.56	211.00	Vertical	Vertical	Pass
835.294	-39.43	7.11	-13.0	-26.43	102.00	Vertical	Vertical	N/A
881.272	-42.50	6.74	-13.0	-29.50	130.00	Vertical	Vertical	N/A
2010.600	-52.15	-0.92	-13.0	-39.15	0.00	Vertical	Vertical	Pass
4059.750	-44.54	10.82	-13.0	-31.54	196.00	Vertical	Vertical	Pass
8943.500	-36.21	19.47	-13.0	-23.21	126.00	Vertical	Vertical	Pass

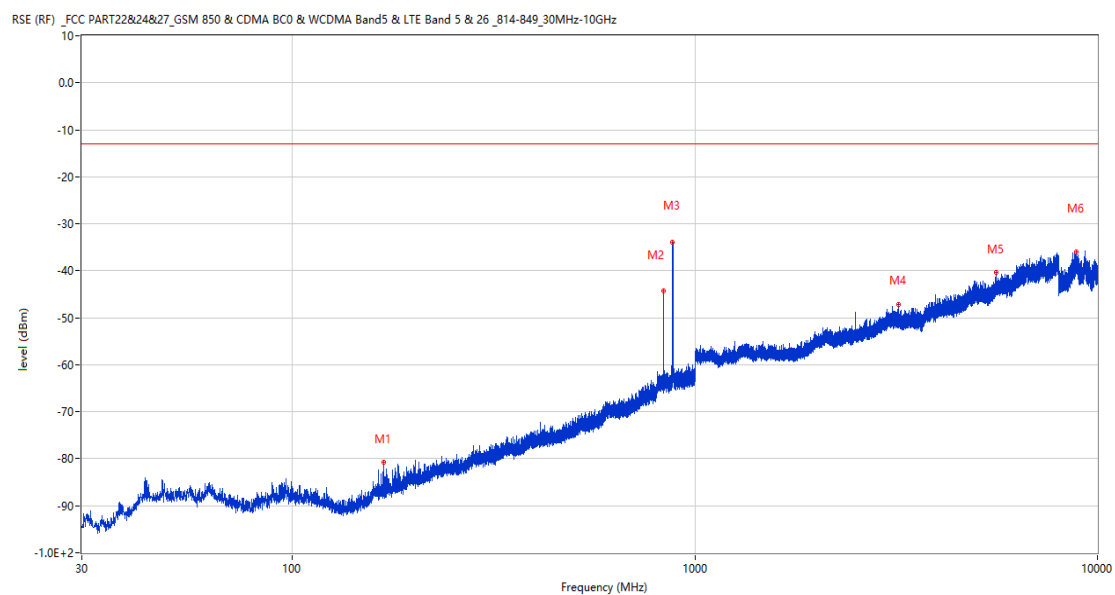
RSE-V&H LTE Band 5 BW3 CH20525



Frequency (MHz)	Result (dBm)	Factor (dB)	PK Limit (dBm)	Over Limit (dB)	Table (o)	ANT	EUT	Verdict
44.307	-72.21	-16.71	-13.0	-59.21	89.00	Vertical	Horizontal	Pass
835.246	-45.83	7.10	-13.0	-32.83	60.00	Vertical	Horizontal	N/A
881.951	-42.24	6.77	-13.0	-29.24	126.00	Vertical	Horizontal	N/A
2506.800	-49.51	1.73	-13.0	-36.51	2.00	Vertical	Horizontal	Pass
5138.000	-41.99	12.12	-13.0	-28.99	290.00	Vertical	Horizontal	Pass
7966.750	-35.98	18.11	-13.0	-22.98	81.00	Vertical	Horizontal	Pass

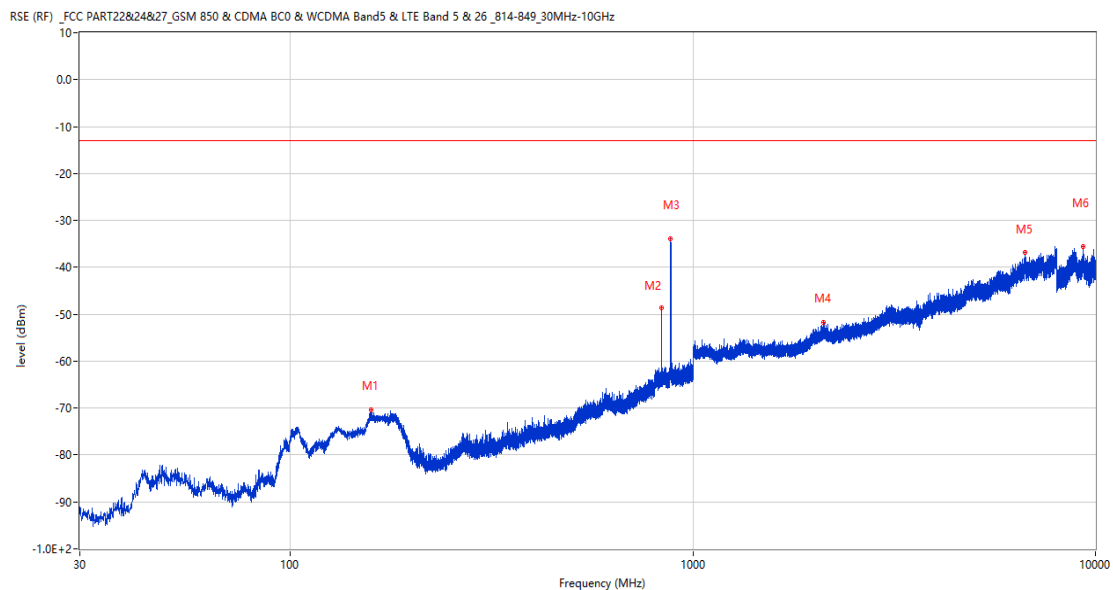
8.3 LTE Band 5 BW5, Middle Channel

RSE-H&H LTE Band 5 BW5 CH20525



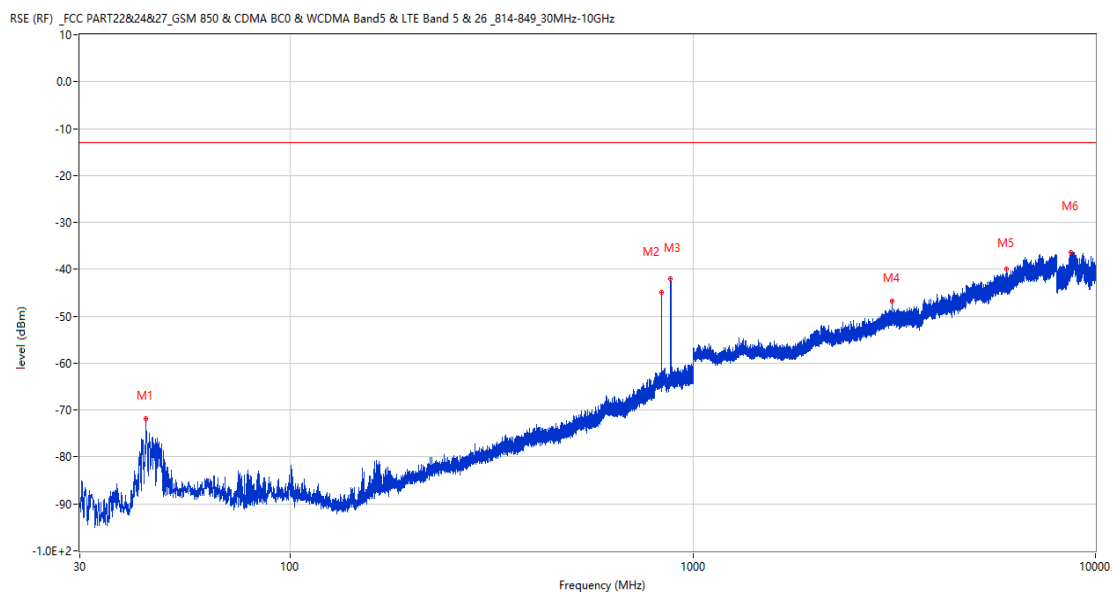
Frequency (MHz)	Result (dBm)	Factor (dB)	PK Limit (dBm)	Over Limit (dB)	Table (o)	ANT	EUT	Verdict
168.370	-80.75	-16.11	-13.0	-67.75	0.00	Horizontal	Horizontal	Pass
834.421	-44.22	7.09	-13.0	-31.22	78.00	Horizontal	Horizontal	N/A
880.545	-33.95	6.70	-13.0	-20.95	253.00	Horizontal	Horizontal	N/A
3202.750	-47.12	6.15	-13.0	-34.12	38.00	Horizontal	Horizontal	Pass
5598.000	-40.43	13.74	-13.0	-27.43	28.00	Horizontal	Horizontal	Pass
8856.100	-35.92	20.29	-13.0	-22.92	212.00	Horizontal	Horizontal	Pass

RSE-H&V LTE Band 5 BW5 CH20525



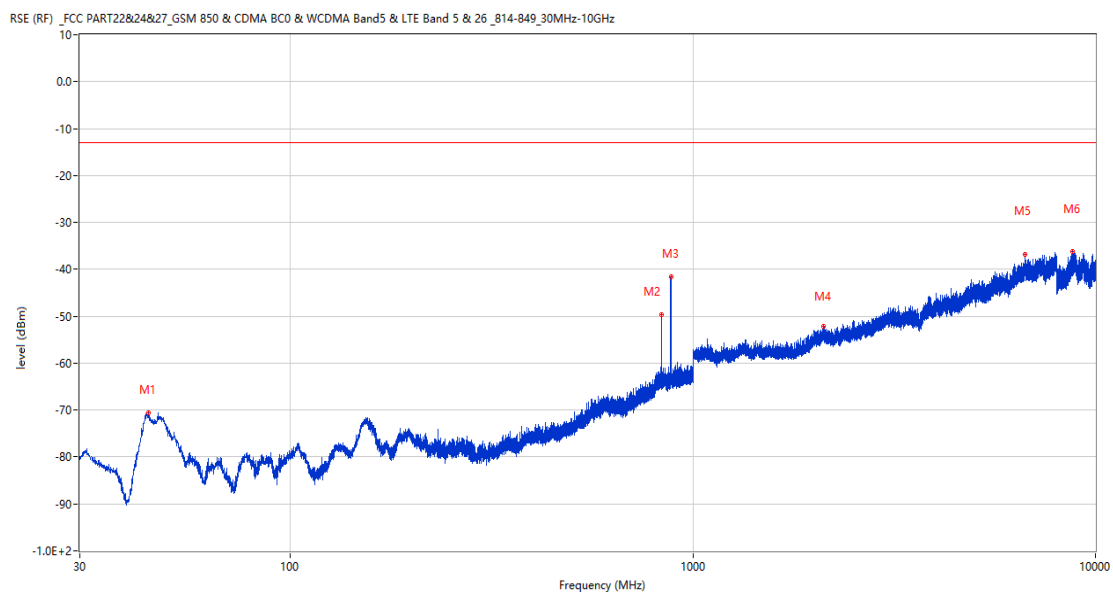
Frequency (MHz)	Result (dBm)	Factor (dB)	PK Limit (dBm)	Over Limit (dB)	Table (o)	ANT	EUT	Verdict
158.768	-70.28	-16.69	-13.0	-57.28	1.00	Horizontal	Vertical	Pass
834.421	-48.64	7.09	-13.0	-35.64	296.00	Horizontal	Vertical	N/A
880.884	-33.96	6.73	-13.0	-20.96	78.00	Horizontal	Vertical	N/A
2115.400	-51.80	0.07	-13.0	-38.80	215.00	Horizontal	Vertical	Pass
6668.500	-36.84	16.56	-13.0	-23.84	154.00	Horizontal	Vertical	Pass
9323.099	-35.52	19.49	-13.0	-22.52	68.00	Horizontal	Vertical	Pass

RSE-V&V LTE Band 5 BW5 CH20525



Frequency (MHz)	Result (dBm)	Factor (dB)	PK Limit (dBm)	Over Limit (dB)	Table (o)	ANT	EUT	Verdict
43.822	-71.78	-16.29	-13.0	-58.78	11.00	Vertical	Vertical	Pass
834.421	-44.94	7.09	-13.0	-31.94	334.00	Vertical	Vertical	N/A
880.399	-41.91	6.68	-13.0	-28.91	147.00	Vertical	Vertical	N/A
3132.000	-46.68	7.03	-13.0	-33.68	238.00	Vertical	Vertical	Pass
6004.250	-40.01	15.16	-13.0	-27.01	0.00	Vertical	Vertical	Pass
8694.700	-36.43	19.26	-13.0	-23.43	212.00	Vertical	Vertical	Pass

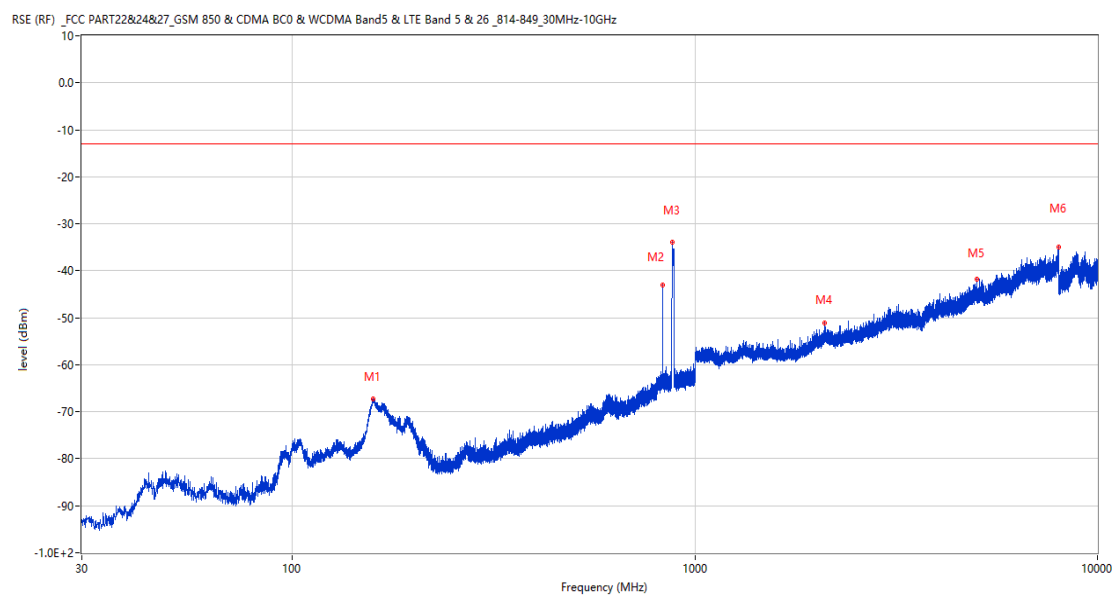
RSE-V&H LTE Band 5 BW5 CH20525



Frequency (MHz)	Result (dBm)	Factor (dB)	PK Limit (dBm)	Over Limit (dB)	Table (o)	ANT	EUT	Verdict
44.404	-70.63	-16.77	-13.0	-57.63	32.00	Vertical	Horizontal	Pass
834.421	-49.75	7.09	-13.0	-36.75	27.00	Vertical	Horizontal	N/A
881.369	-41.56	6.74	-13.0	-28.56	134.00	Vertical	Horizontal	N/A
2108.700	-52.21	0.31	-13.0	-39.21	34.00	Vertical	Horizontal	Pass
6691.000	-36.81	17.03	-13.0	-23.81	28.00	Vertical	Horizontal	Pass
8782.900	-36.28	19.30	-13.0	-23.28	211.00	Vertical	Horizontal	Pass

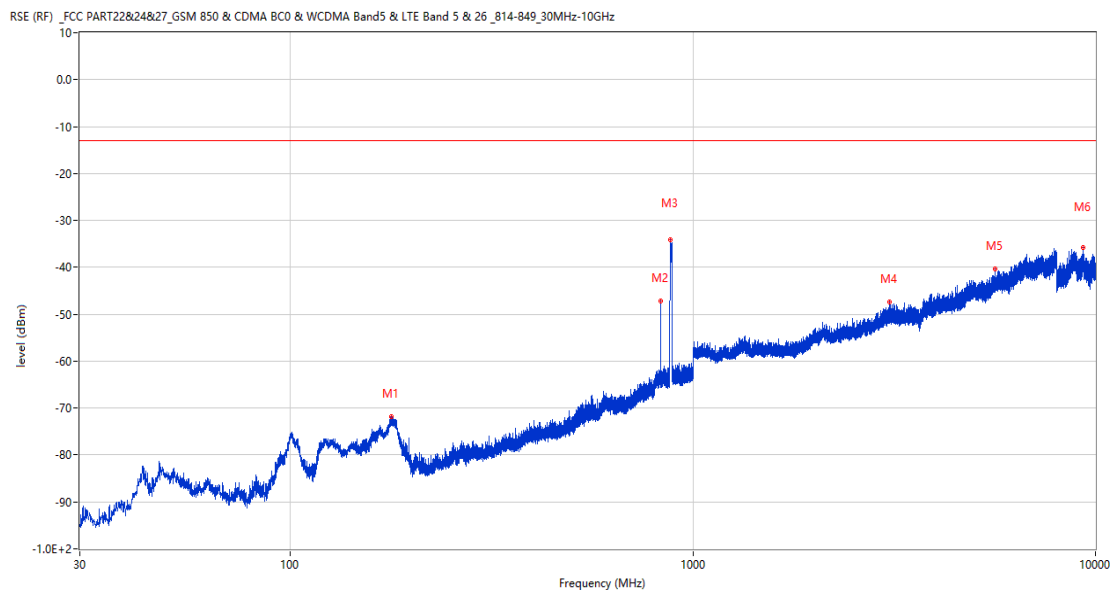
8.4 LTE Band 5 BW10, Middle Channel

RSE-H&H LTE Band 5 BW10 CH20525



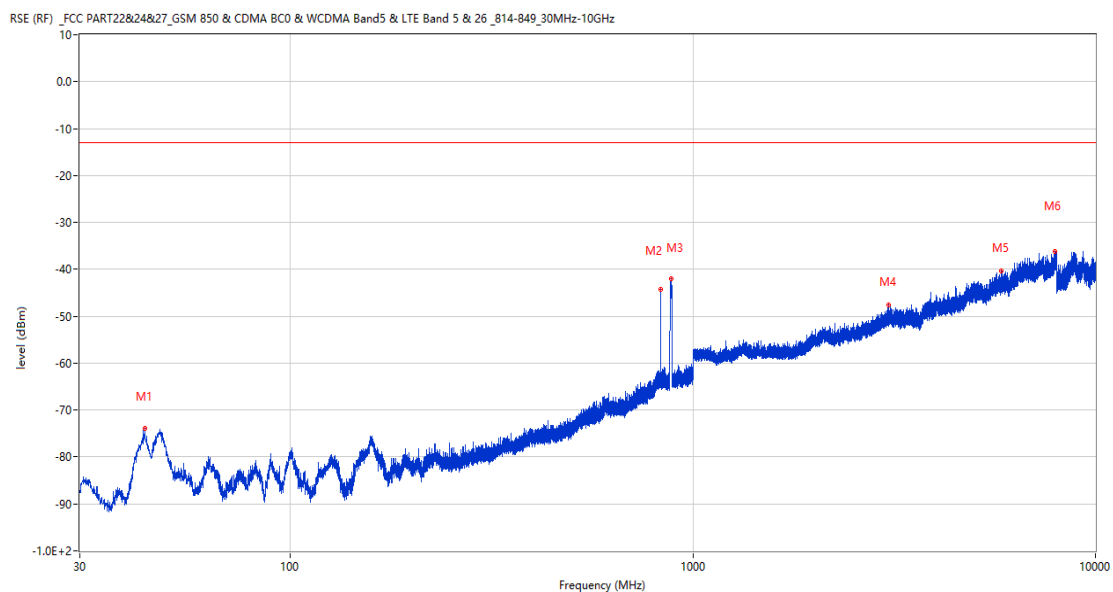
Frequency (MHz)	Result (dBm)	Factor (dB)	PK Limit (dBm)	Over Limit (dB)	Table (o)	ANT	EUT	Verdict
158.719	-67.19	-16.70	-13.0	-54.19	249.00	Horizontal	Horizontal	Pass
832.044	-42.97	7.05	-13.0	-29.97	32.00	Horizontal	Horizontal	N/A
878.847	-33.87	6.51	-13.0	-20.87	244.00	Horizontal	Horizontal	N/A
2104.400	-51.13	0.14	-13.0	-38.13	64.00	Horizontal	Horizontal	Pass
5006.500	-41.76	12.59	-13.0	-28.76	301.00	Horizontal	Horizontal	Pass
7996.750	-34.94	18.82	-13.0	-21.94	0.00	Horizontal	Horizontal	Pass

RSE-H&V LTE Band 5 BW10 CH20525

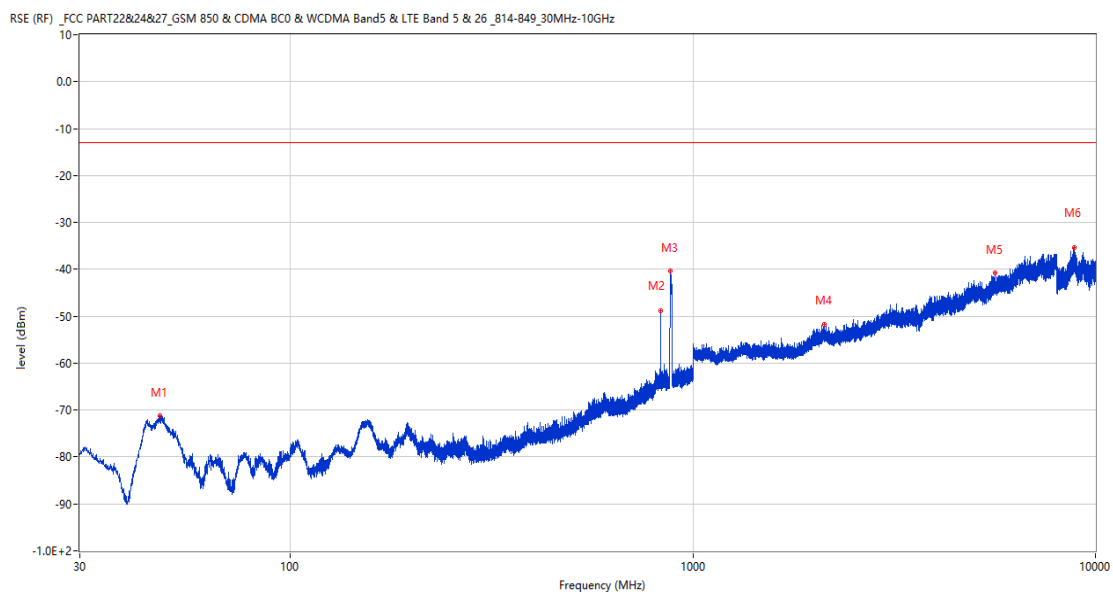


Frequency (MHz)	Result (dBm)	Factor (dB)	PK Limit (dBm)	Over Limit (dB)	Table (o)	ANT	EUT	Verdict
178.604	-71.85	-15.38	-13.0	-58.85	280.00	Horizontal	Vertical	Pass
832.142	-47.21	7.05	-13.0	-34.21	288.00	Horizontal	Vertical	N/A
879.186	-34.03	6.53	-13.0	-21.03	243.00	Horizontal	Vertical	N/A
3076.000	-47.46	6.41	-13.0	-34.46	61.00	Horizontal	Vertical	Pass
5622.250	-40.42	13.51	-13.0	-27.42	61.00	Horizontal	Vertical	Pass
9315.100	-35.80	19.59	-13.0	-22.80	282.00	Horizontal	Vertical	Pass

RSE-V&V LTE Band 5 BW10 CH20525



Frequency (MHz)	Result (dBm)	Factor (dB)	PK Limit (dBm)	Over Limit (dB)	Table (o)	ANT	EUT	Verdict
43.434	-73.95	-15.85	-13.0	-60.95	6.00	Vertical	Vertical	Pass
832.142	-44.33	7.05	-13.0	-31.33	117.00	Vertical	Vertical	N/A
885.443	-42.01	7.12	-13.0	-29.01	129.00	Vertical	Vertical	N/A
3064.250	-47.61	5.85	-13.0	-34.61	342.00	Vertical	Vertical	Pass
5832.750	-40.24	14.85	-13.0	-27.24	8.00	Vertical	Vertical	Pass
7914.500	-36.22	18.16	-13.0	-23.22	238.00	Vertical	Vertical	Pass

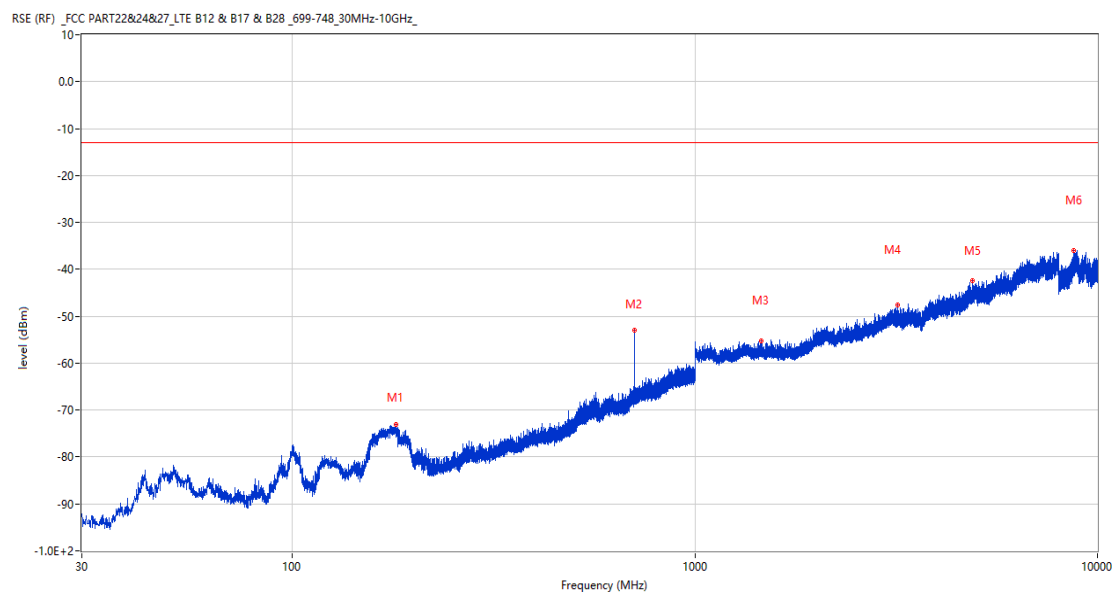
RSE-V&H LTE Band 5 BW10 CH20525


Frequency (MHz)	Result (dBm)	Factor (dB)	PK Limit (dBm)	Over Limit (dB)	Table (o)	ANT	EUT	Verdict
47.460	-71.20	-16.06	-13.0	-58.20	134.00	Vertical	Horizontal	Pass
832.093	-48.73	7.05	-13.0	-35.73	307.00	Vertical	Horizontal	N/A
877.780	-40.30	6.48	-13.0	-27.30	139.00	Vertical	Horizontal	N/A
2121.500	-51.76	-0.16	-13.0	-38.76	353.00	Vertical	Horizontal	Pass
5621.000	-40.82	13.52	-13.0	-27.82	360.00	Vertical	Horizontal	Pass
8842.599	-35.44	20.24	-13.0	-22.44	351.00	Vertical	Horizontal	Pass

9 LTE Band 12

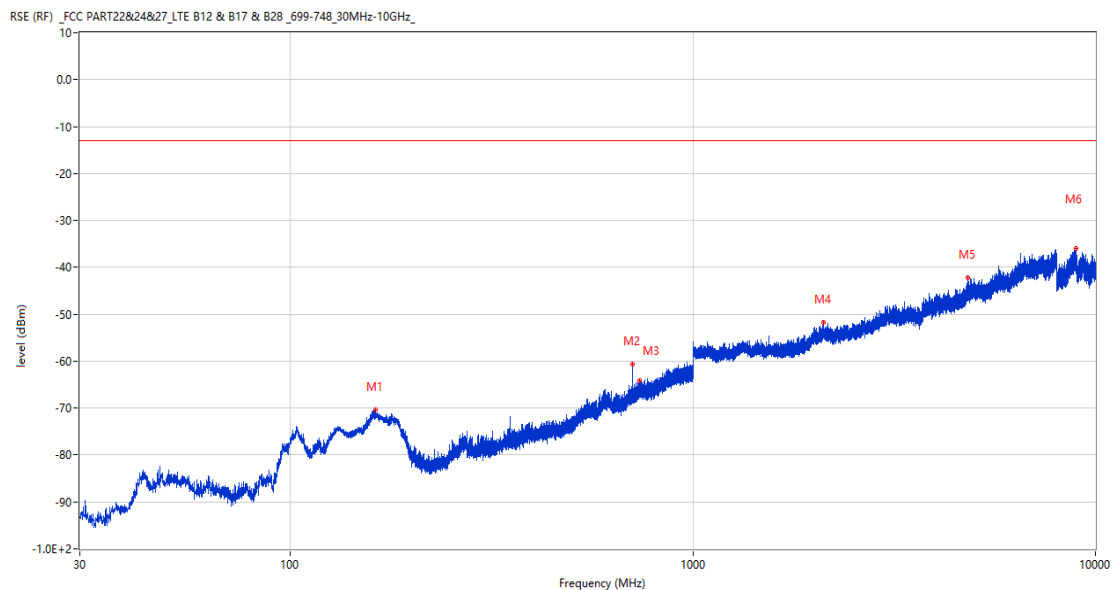
9.1 LTE Band 12 BW1.4, Middle Channel

RSE-H&H LTE Band 12 BW1.4 CH23095



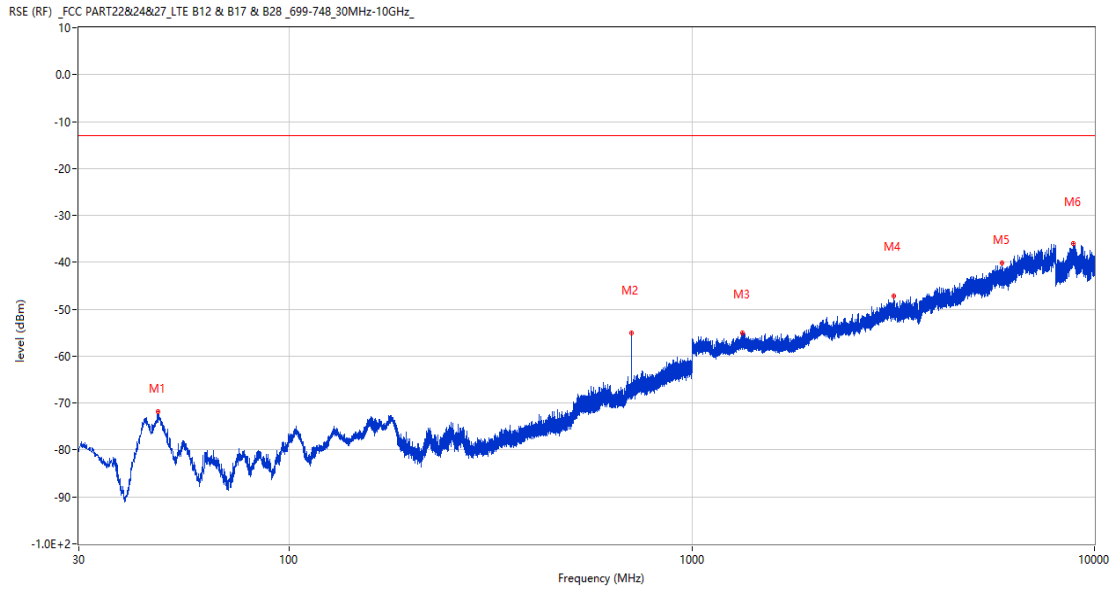
Frequency (MHz)	Result (dBm)	Factor (dB)	PK Limit (dBm)	Over Limit (dB)	Table (o)	ANT	EUT	Verdict
180.932	-73.09	-15.33	-13.0	-60.09	274.00	Horizontal	Horizontal	Pass
707.109	-52.92	3.37	-13.0	-39.92	79.00	Horizontal	Horizontal	N/A
1459.900	-55.26	-3.22	-13.0	-42.26	20.00	Horizontal	Horizontal	Pass
3186.750	-47.58	7.13	-13.0	-34.58	360.00	Horizontal	Horizontal	Pass
4897.500	-42.51	12.46	-13.0	-29.51	342.00	Horizontal	Horizontal	Pass
8739.900	-35.89	18.96	-13.0	-22.89	360.00	Horizontal	Horizontal	Pass

RSE-H&V LTE Band 12 BW1.4 CH23095



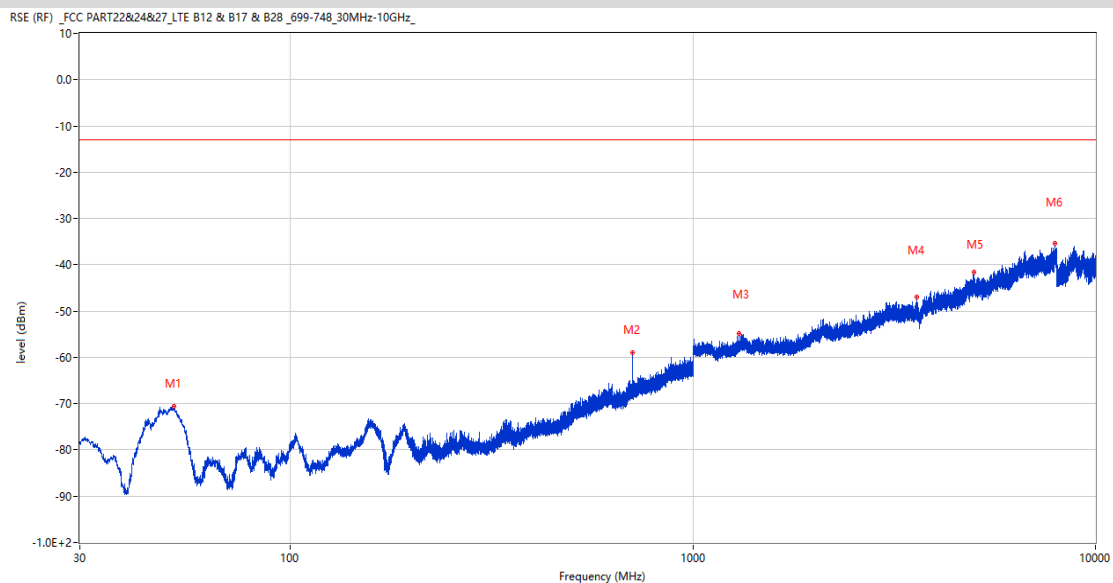
Frequency (MHz)	Result (dBm)	Factor (dB)	PK Limit (dBm)	Over Limit (dB)	Table (o)	ANT	EUT	Verdict
162.405	-70.38	-16.60	-13.0	-57.38	0.00	Horizontal	Vertical	Pass
707.011	-60.68	3.36	-13.0	-47.68	33.00	Horizontal	Vertical	N/A
738.633	-64.11	4.39	-13.0	-51.11	5.00	Horizontal	Vertical	N/A
2106.900	-51.80	0.23	-13.0	-38.80	60.00	Horizontal	Vertical	Pass
4829.000	-42.25	12.59	-13.0	-29.25	345.00	Horizontal	Vertical	Pass
8938.800	-36.08	19.50	-13.0	-23.08	0.00	Horizontal	Vertical	Pass

RSE-V&V LTE Band 12 BW1.4 CH23095



Frequency (MHz)	Result (dBm)	Factor (dB)	PK Limit (dBm)	Over Limit (dB)	Table (o)	ANT	EUT	Verdict
47.266	-71.91	-16.29	-13.0	-58.91	201.00	Vertical	Vertical	Pass
707.109	-54.99	3.37	-13.0	-41.99	87.00	Vertical	Vertical	N/A
1337.800	-54.95	-2.62	-13.0	-41.95	79.00	Vertical	Vertical	Pass
3170.000	-47.12	6.58	-13.0	-34.12	7.00	Vertical	Vertical	Pass
5904.000	-40.18	14.53	-13.0	-27.18	18.00	Vertical	Vertical	Pass
8860.300	-36.03	20.23	-13.0	-23.03	122.00	Vertical	Vertical	Pass

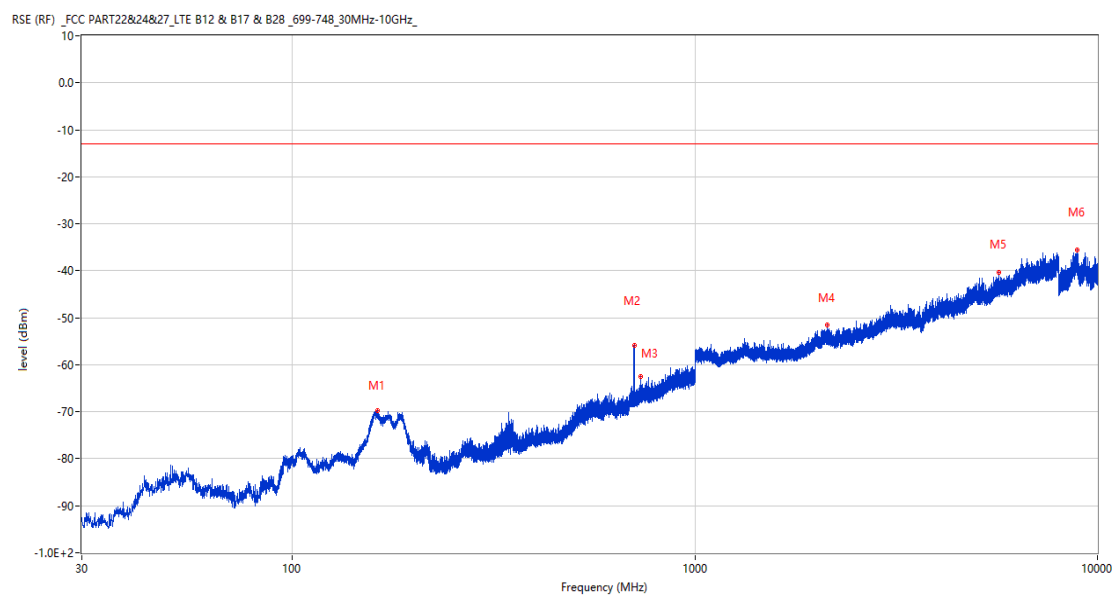
RSE-V&H LTE Band 12 BW1.4 CH23095



Frequency (MHz)	Result (dBm)	Factor (dB)	PK Limit (dBm)	Over Limit (dB)	Table (o)	ANT	EUT	Verdict
51.291	-70.68	-16.51	-13.0	-57.68	168.00	Vertical	Horizontal	Pass
707.060	-58.95	3.37	-13.0	-45.95	120.00	Vertical	Horizontal	N/A
1301.800	-54.83	-2.79	-13.0	-41.83	45.00	Vertical	Horizontal	Pass
3598.250	-47.00	7.12	-13.0	-34.00	133.00	Vertical	Horizontal	Pass
4986.500	-41.68	13.25	-13.0	-28.68	17.00	Vertical	Horizontal	Pass
7947.500	-35.38	18.70	-13.0	-22.38	122.00	Vertical	Horizontal	Pass

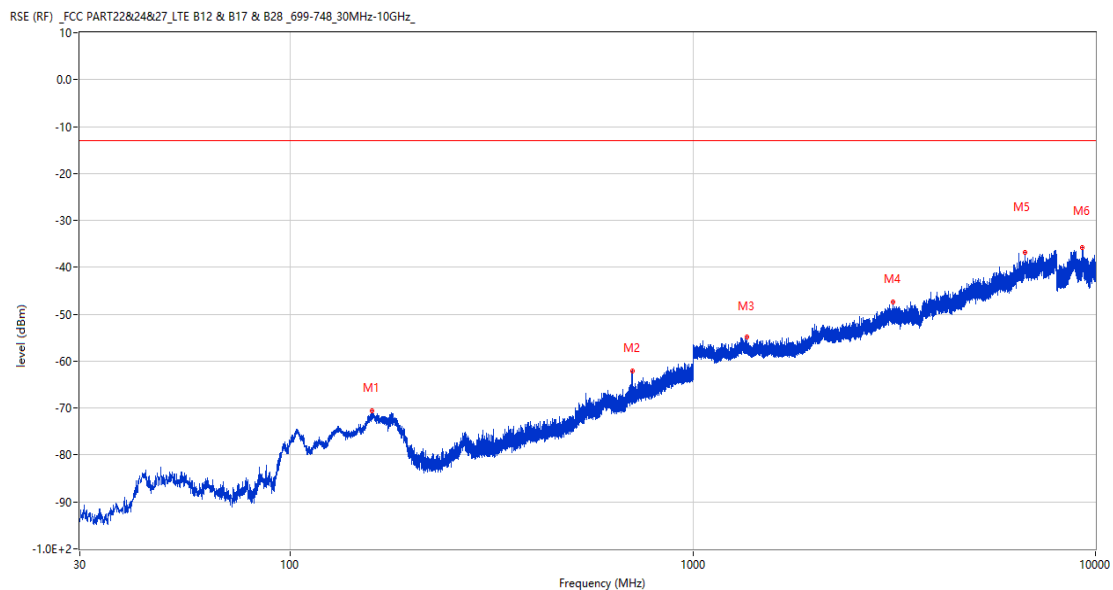
9.2 LTE Band 12 BW3, Middle Channel

RSE-H&H LTE Band 12 BW3 CH23095



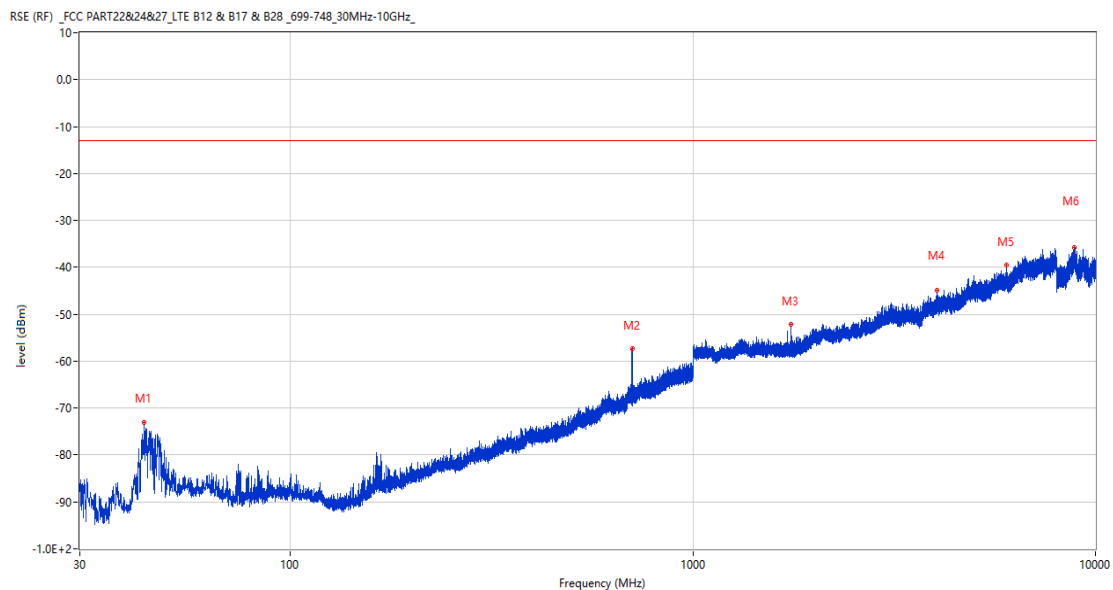
Frequency (MHz)	Result (dBm)	Factor (dB)	PK Limit (dBm)	Over Limit (dB)	Table (o)	ANT	EUT	Verdict
162.648	-69.81	-16.56	-13.0	-56.81	105.00	Horizontal	Horizontal	Pass
706.284	-55.97	3.35	-13.0	-42.97	60.00	Horizontal	Horizontal	N/A
734.608	-62.54	4.24	-13.0	-49.54	137.00	Horizontal	Horizontal	N/A
2131.700	-51.57	-0.32	-13.0	-38.57	316.00	Horizontal	Horizontal	Pass
5676.500	-40.32	13.57	-13.0	-27.32	289.00	Horizontal	Horizontal	Pass
8906.200	-35.60	19.71	-13.0	-22.60	152.00	Horizontal	Horizontal	Pass

RSE-H&V LTE Band 12 BW3 CH23095



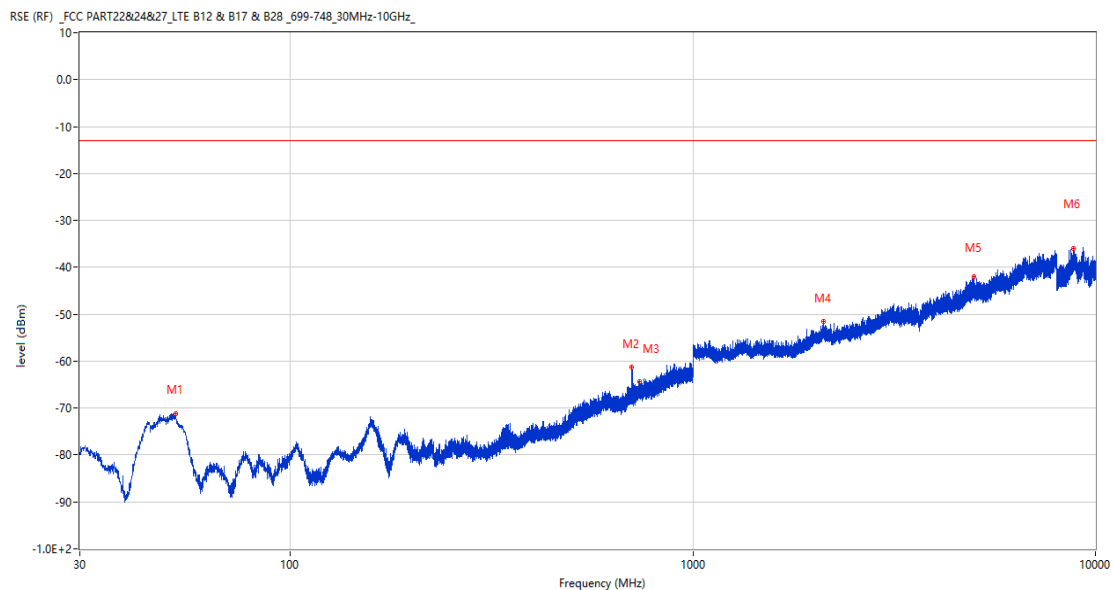
Frequency (MHz)	Result (dBm)	Factor (dB)	PK Limit (dBm)	Over Limit (dB)	Table (o)	ANT	EUT	Verdict
159.834	-70.61	-16.57	-13.0	-57.61	352.00	Horizontal	Vertical	Pass
706.284	-62.13	3.35	-13.0	-49.13	87.00	Horizontal	Vertical	N/A
1364.700	-54.86	-3.25	-13.0	-41.86	54.00	Horizontal	Vertical	Pass
3134.750	-47.46	7.02	-13.0	-34.46	17.00	Horizontal	Vertical	Pass
6678.250	-36.85	16.77	-13.0	-23.85	17.00	Horizontal	Vertical	Pass
9294.099	-35.76	19.64	-13.0	-22.76	278.00	Horizontal	Vertical	Pass

RSE-V&V LTE Band 12 BW3 CH23095



Frequency (MHz)	Result (dBm)	Factor (dB)	PK Limit (dBm)	Over Limit (dB)	Table (o)	ANT	EUT	Verdict
43.289	-73.10	-15.93	-13.0	-60.10	1.00	Vertical	Vertical	Pass
706.284	-57.25	3.35	-13.0	-44.25	79.00	Vertical	Vertical	N/A
1755.900	-52.19	-3.74	-13.0	-39.19	273.00	Vertical	Vertical	Pass
4039.000	-44.83	9.94	-13.0	-31.83	281.00	Vertical	Vertical	Pass
6006.500	-39.60	15.23	-13.0	-26.60	133.00	Vertical	Vertical	Pass
8847.500	-35.69	20.32	-13.0	-22.69	321.00	Vertical	Vertical	Pass

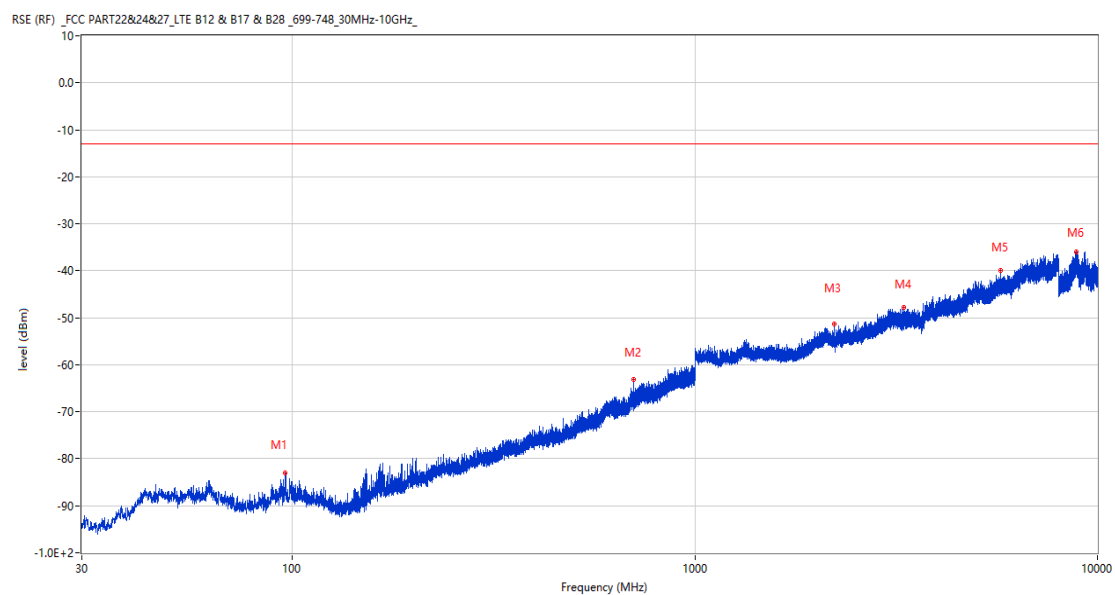
RSE-V&H LTE Band 12 BW3 CH23095



Frequency (MHz)	Result (dBm)	Factor (dB)	PK Limit (dBm)	Over Limit (dB)	Table (o)	ANT	EUT	Verdict
51.825	-71.12	-16.63	-13.0	-58.12	196.00	Vertical	Horizontal	Pass
706.187	-61.35	3.35	-13.0	-48.35	341.00	Vertical	Horizontal	N/A
736.063	-64.30	4.29	-13.0	-51.30	90.00	Vertical	Horizontal	N/A
2115.100	-51.58	0.05	-13.0	-38.58	321.00	Vertical	Horizontal	Pass
4998.000	-41.94	12.82	-13.0	-28.94	217.00	Vertical	Horizontal	Pass
8834.000	-35.94	20.10	-13.0	-22.94	24.00	Vertical	Horizontal	Pass

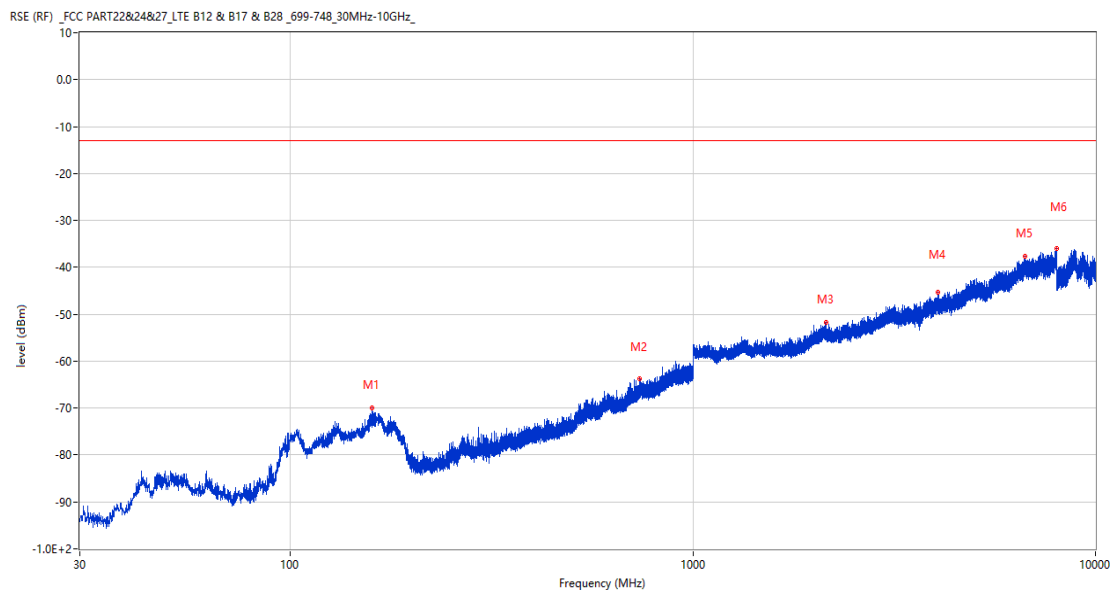
9.3 LTE Band 12 BW5, Middle Channel

RSE-H&H LTE Band 12 BW5 CH23095



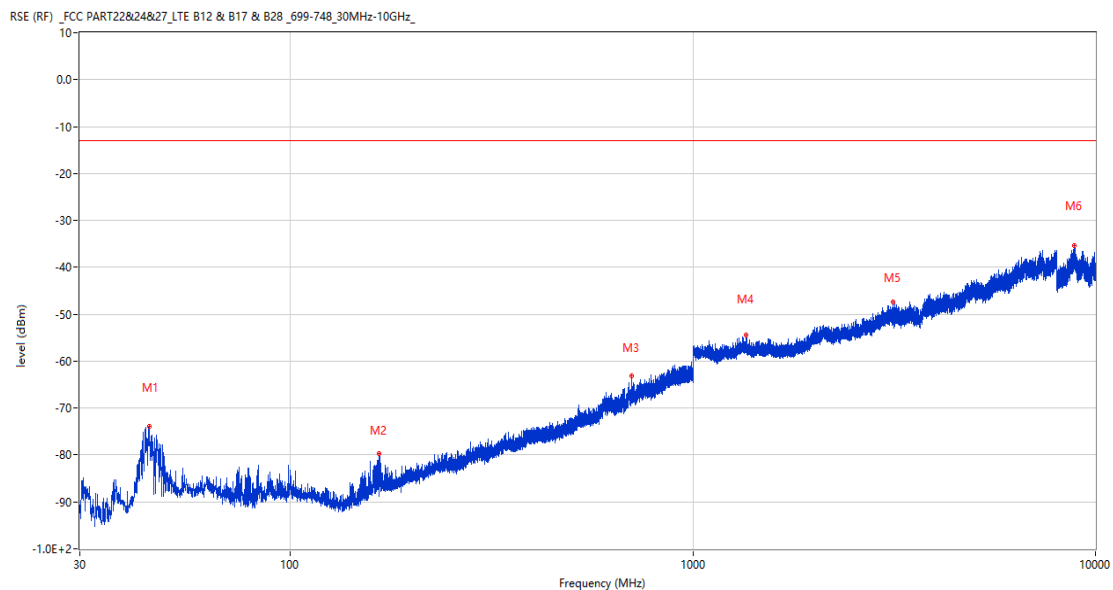
Frequency (MHz)	Result (dBm)	Factor (dB)	PK Limit (dBm)	Over Limit (dB)	Table (o)	ANT	EUT	Verdict
96.202	-83.03	-17.37	-13.0	-70.03	186.00	Horizontal	Horizontal	Pass
705.314	-63.14	3.33	-13.0	-50.14	63.00	Horizontal	Horizontal	N/A
2219.900	-51.36	-0.44	-13.0	-38.36	170.00	Horizontal	Horizontal	Pass
3307.250	-47.86	6.52	-13.0	-34.86	113.00	Horizontal	Horizontal	Pass
5736.000	-39.86	13.90	-13.0	-26.86	360.00	Horizontal	Horizontal	Pass
8843.400	-35.90	20.25	-13.0	-22.90	335.00	Horizontal	Horizontal	Pass

RSE-H&V LTE Band 12 BW5 CH23095



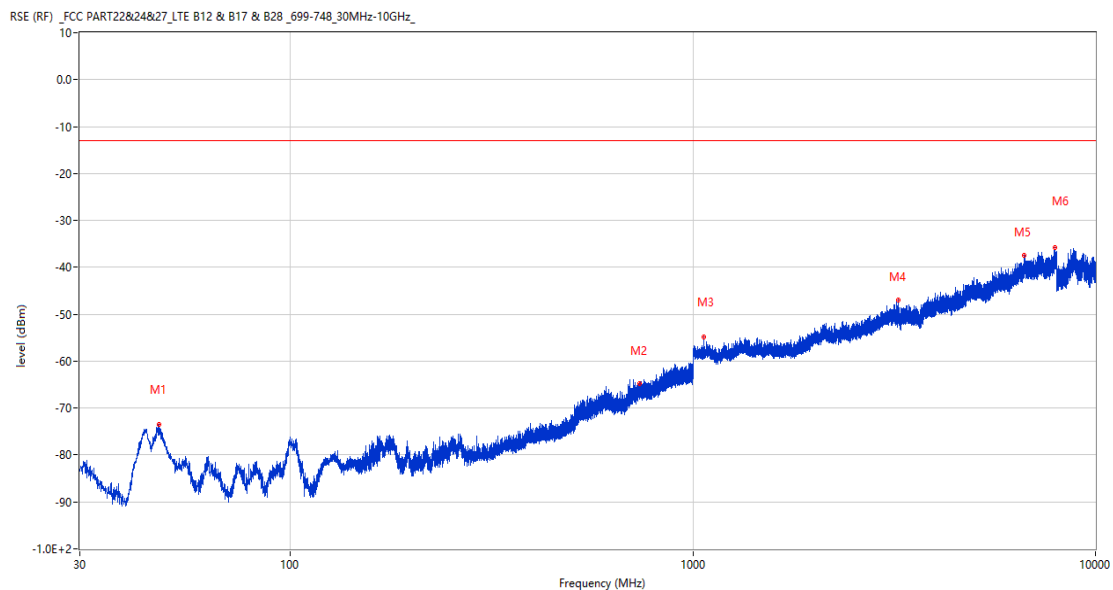
Frequency (MHz)	Result (dBm)	Factor (dB)	PK Limit (dBm)	Over Limit (dB)	Table (o)	ANT	EUT	Verdict
159.883	-70.02	-16.56	-13.0	-57.02	173.00	Horizontal	Vertical	Pass
736.936	-63.83	4.33	-13.0	-50.83	295.00	Horizontal	Vertical	N/A
2139.100	-51.70	-0.12	-13.0	-38.70	79.00	Horizontal	Vertical	Pass
4054.250	-45.28	10.94	-13.0	-32.28	165.00	Horizontal	Vertical	Pass
6672.250	-37.69	16.61	-13.0	-24.69	355.00	Horizontal	Vertical	Pass
8000.000	-36.02	19.04	-13.0	-23.02	18.00	Horizontal	Vertical	Pass

RSE-V&V LTE Band 12 BW5 CH23095



Frequency (MHz)	Result (dBm)	Factor (dB)	PK Limit (dBm)	Over Limit (dB)	Table (o)	ANT	EUT	Verdict
44.696	-73.82	-17.20	-13.0	-60.82	5.00	Vertical	Vertical	Pass
166.528	-79.70	-16.29	-13.0	-66.70	268.00	Vertical	Vertical	Pass
705.362	-63.10	3.33	-13.0	-50.10	89.00	Vertical	Vertical	N/A
1357.000	-54.32	-3.03	-13.0	-41.32	303.00	Vertical	Vertical	Pass
3145.500	-47.30	6.06	-13.0	-34.30	0.00	Vertical	Vertical	Pass
8859.300	-35.27	20.25	-13.0	-22.27	320.00	Vertical	Vertical	Pass

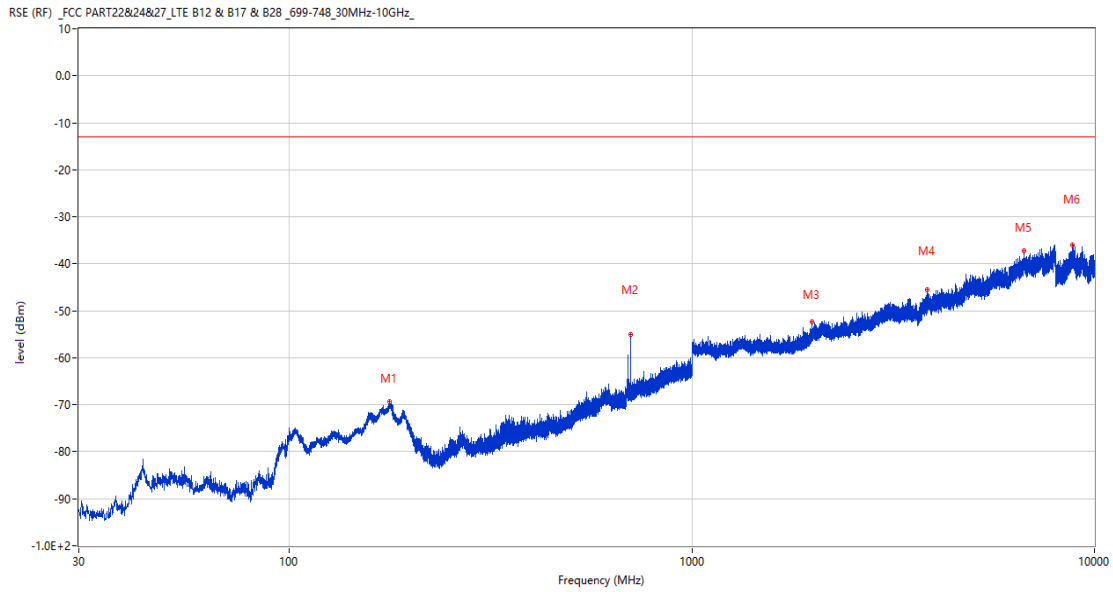
RSE-V&H LTE Band 12 BW5 CH23095



Frequency (MHz)	Result (dBm)	Factor (dB)	PK Limit (dBm)	Over Limit (dB)	Table (o)	ANT	EUT	Verdict
47.266	-73.47	-16.29	-13.0	-60.47	209.00	Vertical	Horizontal	Pass
738.633	-64.84	4.39	-13.0	-51.84	262.00	Vertical	Horizontal	N/A
1066.800	-54.91	-3.31	-13.0	-41.91	85.00	Vertical	Horizontal	Pass
3230.000	-47.00	6.42	-13.0	-34.00	70.00	Vertical	Horizontal	Pass
6664.750	-37.51	16.44	-13.0	-24.51	218.00	Vertical	Horizontal	Pass
7947.250	-35.72	18.73	-13.0	-22.72	6.00	Vertical	Horizontal	Pass

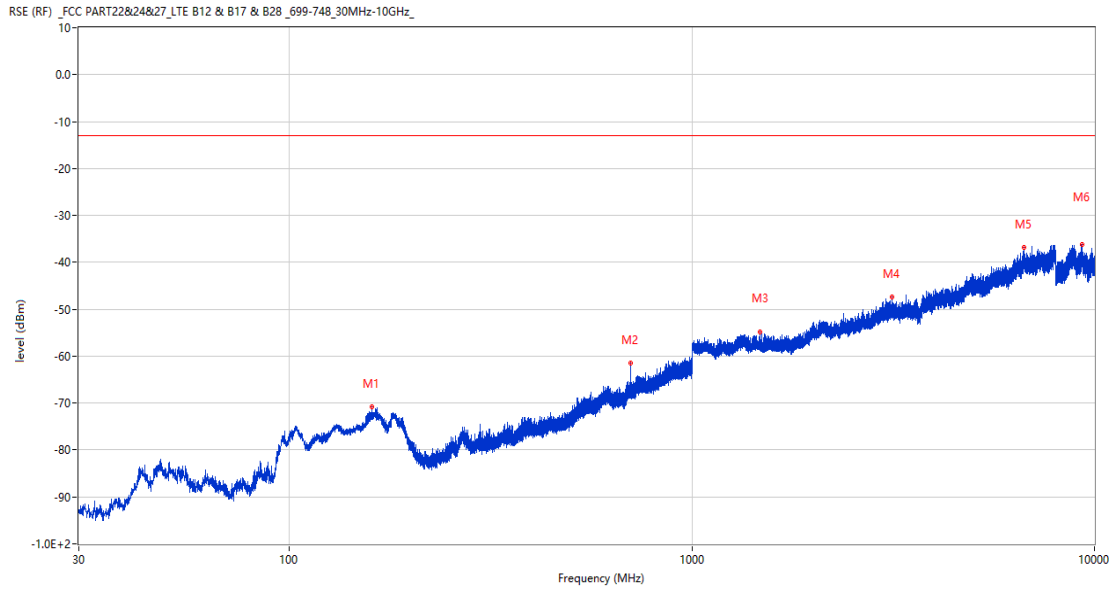
9.4 LTE Band 12 BW10, Middle Channel

RSE-H&H LTE Band 12 BW10 CH23095

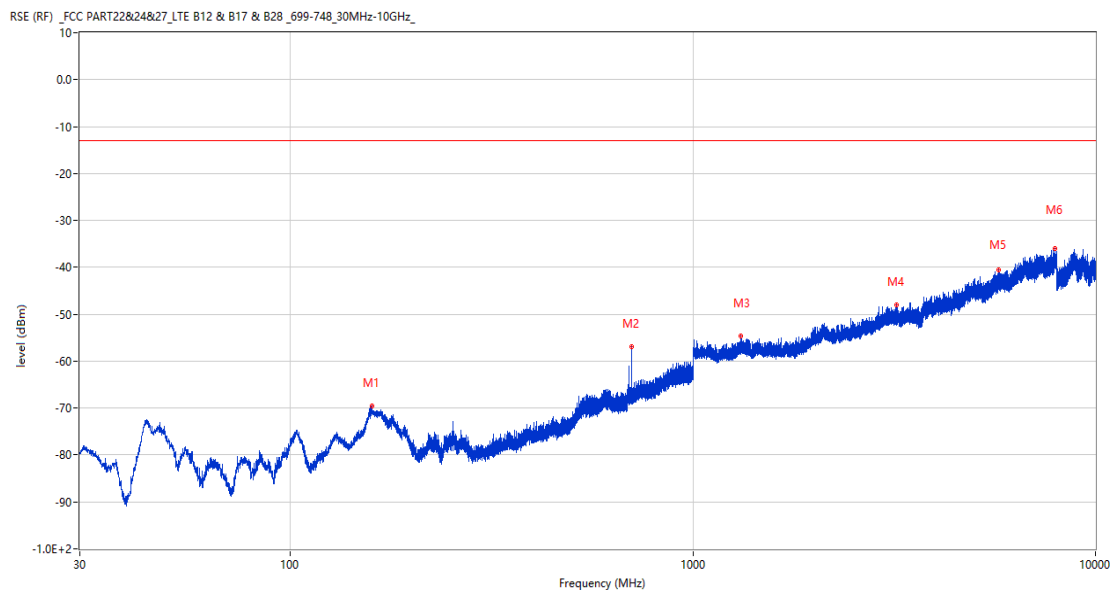


Frequency (MHz)	Result (dBm)	Factor (dB)	PK Limit (dBm)	Over Limit (dB)	Table (o)	ANT	EUT	Verdict
177.731	-69.40	-15.67	-13.0	-56.40	284.00	Horizontal	Horizontal	Pass
703.083	-55.09	3.28	-13.0	-42.09	38.00	Horizontal	Horizontal	N/A
1990.200	-52.40	-0.84	-13.0	-39.40	236.00	Horizontal	Horizontal	Pass
3836.250	-45.42	9.09	-13.0	-32.42	187.00	Horizontal	Horizontal	Pass
6689.500	-37.20	17.07	-13.0	-24.20	124.00	Horizontal	Horizontal	Pass
8802.000	-35.92	19.57	-13.0	-22.92	91.00	Horizontal	Horizontal	Pass

RSE-H&V LTE Band 12 BW10 CH23095

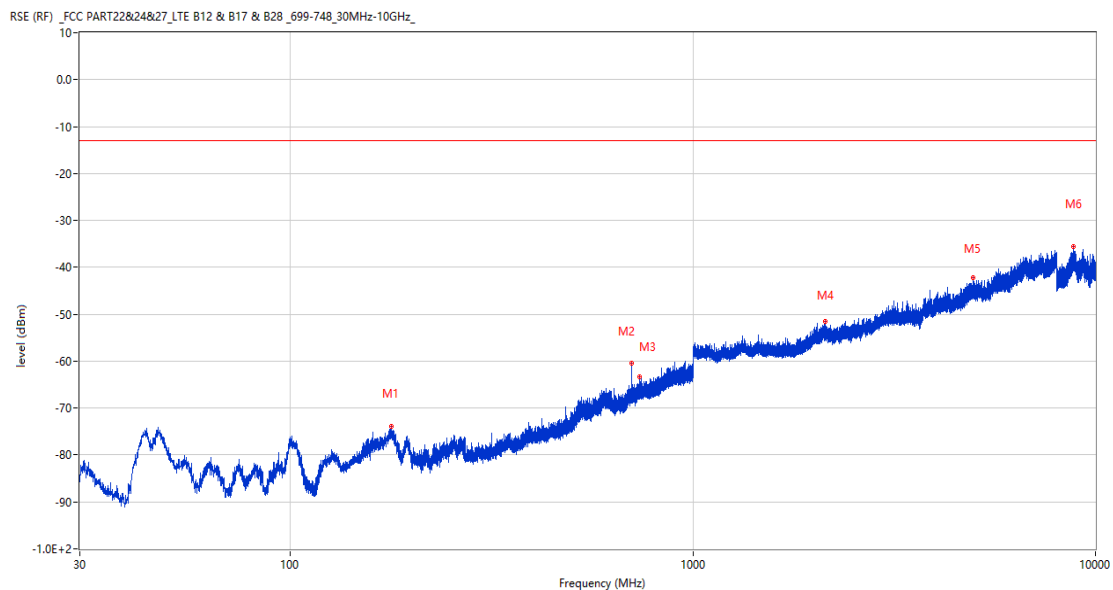


Frequency (MHz)	Result (dBm)	Factor (dB)	PK Limit (dBm)	Over Limit (dB)	Table (o)	ANT	EUT	Verdict
159.980	-70.75	-16.54	-13.0	-57.75	1.00	Horizontal	Vertical	Pass
703.131	-61.44	3.28	-13.0	-48.44	80.00	Horizontal	Vertical	N/A
1479.800	-54.84	-3.21	-13.0	-41.84	89.00	Horizontal	Vertical	Pass
3148.000	-47.48	5.98	-13.0	-34.48	38.00	Horizontal	Vertical	Pass
6681.750	-36.73	16.93	-13.0	-23.73	112.00	Horizontal	Vertical	Pass
9329.700	-36.12	19.40	-13.0	-23.12	263.00	Horizontal	Vertical	Pass

RSE-V&V LTE Band 12 BW10 CH23095


Frequency (MHz)	Result (dBm)	Factor (dB)	PK Limit (dBm)	Over Limit (dB)	Table (o)	ANT	EUT	Verdict
159.301	-69.45	-16.76	-13.0	-56.45	297.00	Vertical	Vertical	Pass
703.180	-56.92	3.28	-13.0	-43.92	58.00	Vertical	Vertical	N/A
1316.800	-54.69	-2.89	-13.0	-41.69	334.00	Vertical	Vertical	Pass
3197.750	-47.99	6.32	-13.0	-34.99	333.00	Vertical	Vertical	Pass
5760.750	-40.52	14.41	-13.0	-27.52	354.00	Vertical	Vertical	Pass
7942.250	-36.05	18.92	-13.0	-23.05	290.00	Vertical	Vertical	Pass

RSE-V&H LTE Band 12 BW10 CH23095

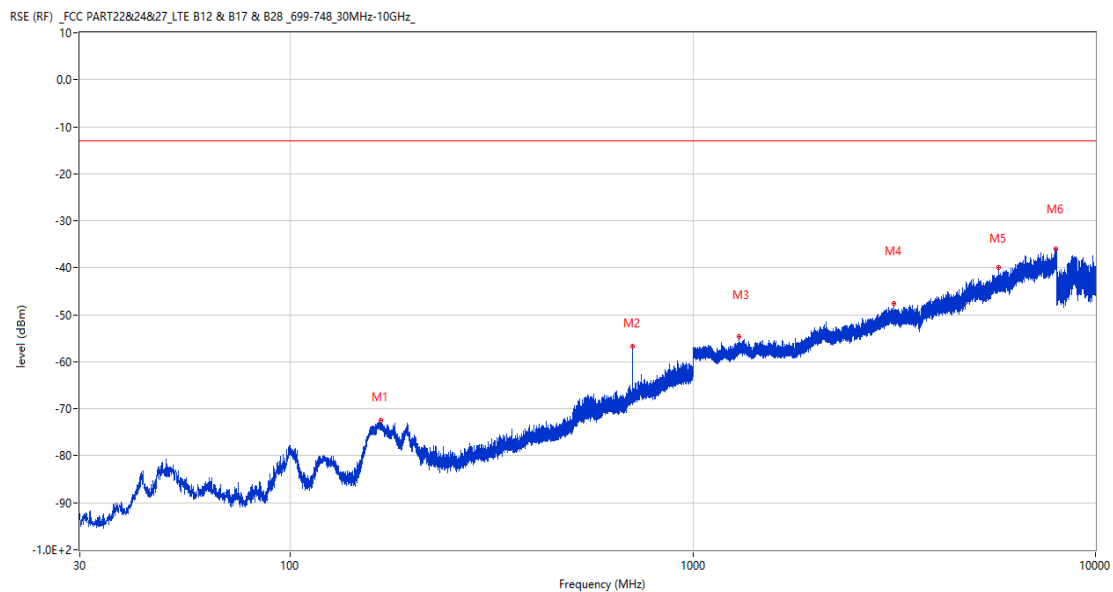


Frequency (MHz)	Result (dBm)	Factor (dB)	PK Limit (dBm)	Over Limit (dB)	Table (o)	ANT	EUT	Verdict
178.119	-73.80	-15.62	-13.0	-60.80	316.00	Vertical	Horizontal	Pass
703.083	-60.35	3.28	-13.0	-47.35	0.00	Vertical	Horizontal	N/A
738.682	-63.25	4.40	-13.0	-50.25	234.00	Vertical	Horizontal	N/A
2126.900	-51.59	-0.30	-13.0	-38.59	236.00	Vertical	Horizontal	Pass
4958.500	-42.28	12.96	-13.0	-29.28	186.00	Vertical	Horizontal	Pass
8832.900	-35.55	20.08	-13.0	-22.55	50.00	Vertical	Horizontal	Pass

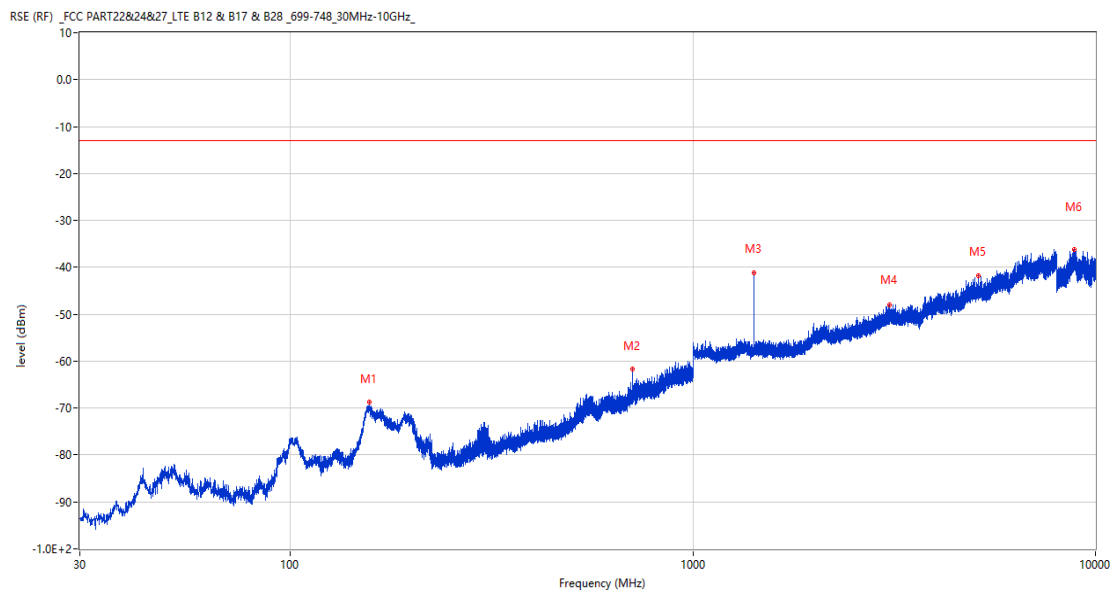
10 LTE Band 17

10.1 LTE Band 17 BW5, Middle Channel

RSE-H&H LTE Band 17 BW5 CH23790

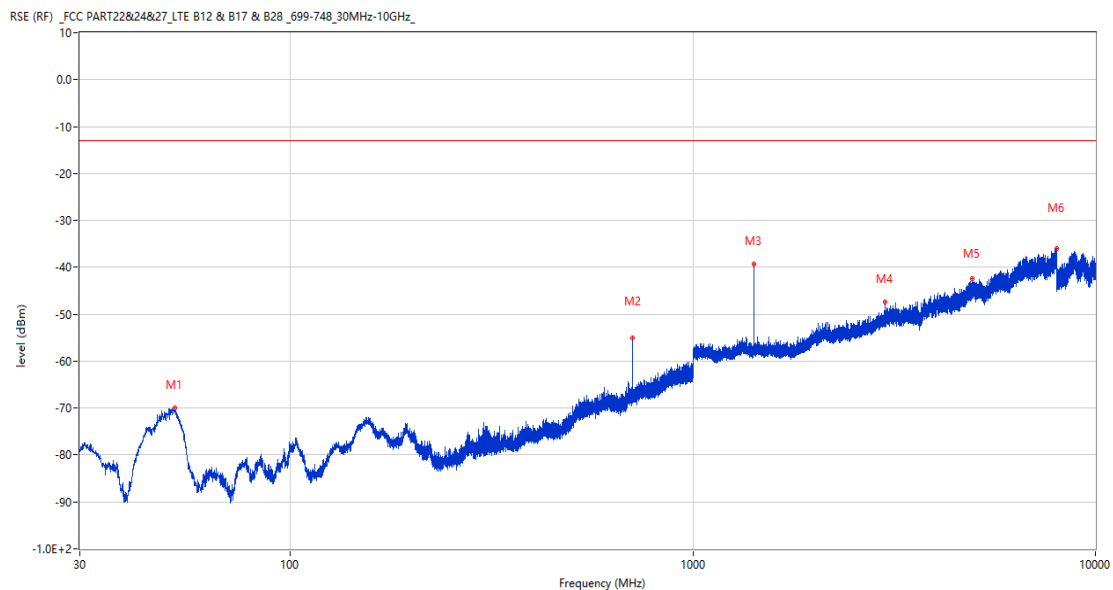


Frequency (MHz)	Result (dBm)	Factor (dB)	PK Limit (dBm)	Over Limit (dB)	Table (o)	ANT	EUT	Verdict
167.400	-72.47	-16.22	-13.0	-59.47	84.00	Horizontal	Horizontal	Pass
707.933	-56.66	3.38	-13.0	-43.66	294.00	Horizontal	Horizontal	N/A
1303.400	-54.58	-2.81	-13.0	-41.58	164.00	Horizontal	Horizontal	Pass
3163.750	-47.57	6.17	-13.0	-34.57	205.00	Horizontal	Horizontal	Pass
5757.250	-40.01	14.36	-13.0	-27.01	343.00	Horizontal	Horizontal	Pass
7992.500	-35.89	18.51	-13.0	-22.89	353.00	Horizontal	Horizontal	Pass

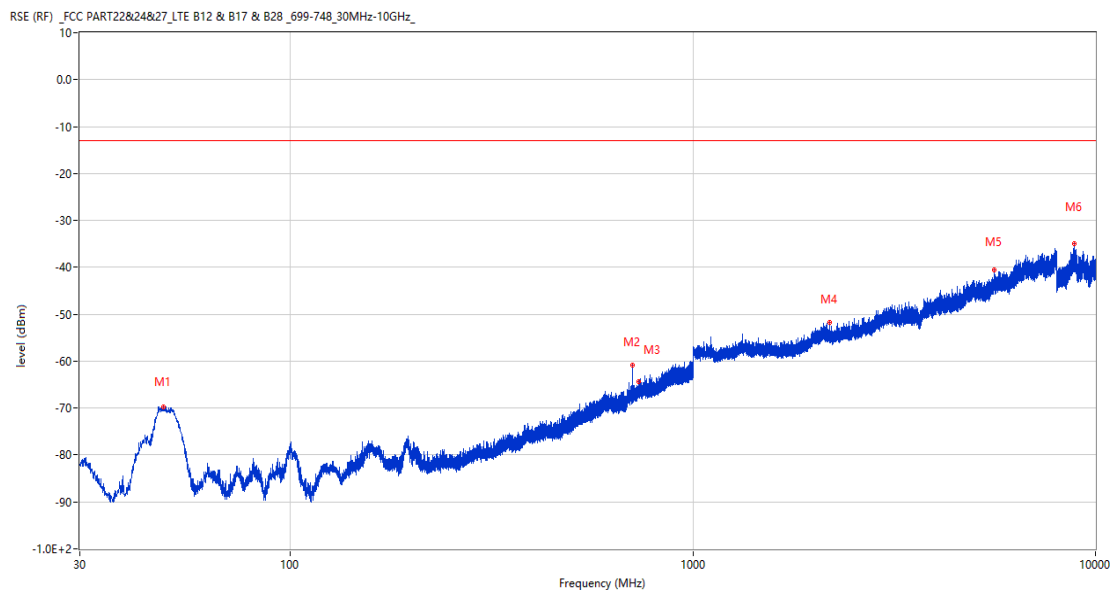
RSE-H&V LTE Band 17 BW5 CH23790


Frequency (MHz)	Result (dBm)	Factor (dB)	PK Limit (dBm)	Over Limit (dB)	Table (o)	ANT	EUT	Verdict
157.555	-68.71	-17.09	-13.0	-55.71	91.00	Horizontal	Vertical	Pass
707.836	-61.61	3.38	-13.0	-48.61	241.00	Horizontal	Vertical	N/A
1416.400	-41.17	-3.35	-13.0	-28.17	208.00	Horizontal	Vertical	Pass
3085.750	-47.97	7.00	-13.0	-34.97	269.00	Horizontal	Vertical	Pass
5109.750	-41.88	12.24	-13.0	-28.88	195.00	Horizontal	Vertical	Pass
8847.200	-36.17	20.31	-13.0	-23.17	320.00	Horizontal	Vertical	Pass

RSE-V&V LTE Band 17 BW5 CH23790



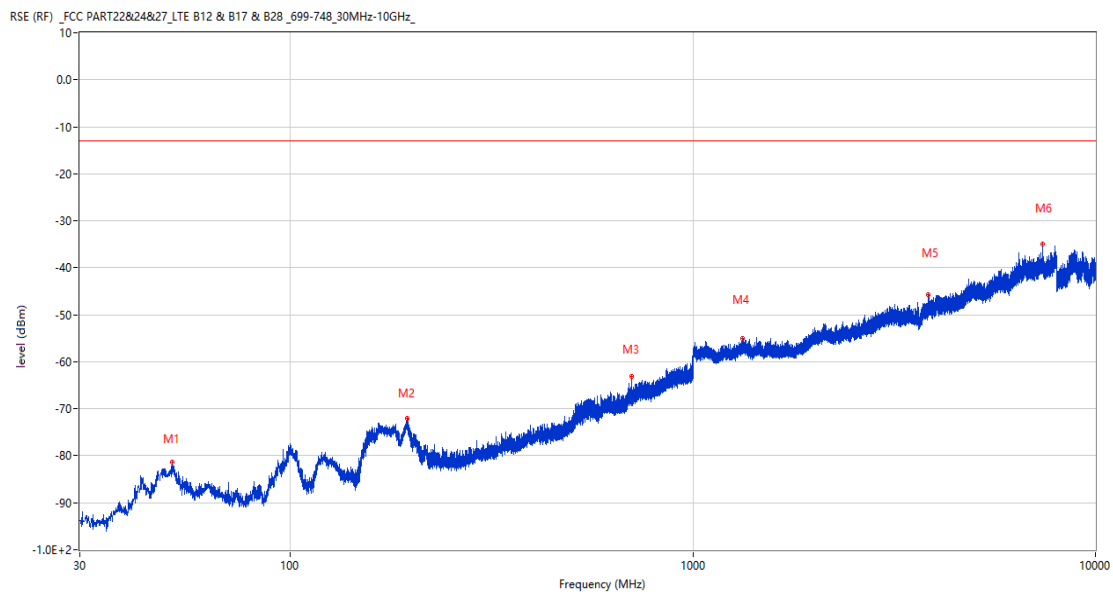
Frequency (MHz)	Result (dBm)	Factor (dB)	PK Limit (dBm)	Over Limit (dB)	Table (o)	ANT	EUT	Verdict
51.583	-69.91	-16.58	-13.0	-56.91	175.00	Vertical	Vertical	Pass
707.787	-55.15	3.38	-13.0	-42.15	15.00	Vertical	Vertical	N/A
1416.400	-39.40	-3.35	-13.0	-26.40	21.00	Vertical	Vertical	Pass
3006.250	-47.41	5.59	-13.0	-34.41	101.00	Vertical	Vertical	Pass
4945.750	-42.47	12.76	-13.0	-29.47	0.00	Vertical	Vertical	Pass
7993.250	-36.01	18.57	-13.0	-23.01	112.00	Vertical	Vertical	Pass

RSE-V&H LTE Band 17 BW5 CH23790


Frequency (MHz)	Result (dBm)	Factor (dB)	PK Limit (dBm)	Over Limit (dB)	Table (o)	ANT	EUT	Verdict
48.333	-69.73	-16.29	-13.0	-56.73	225.00	Vertical	Horizontal	Pass
707.885	-60.82	3.38	-13.0	-47.82	131.00	Vertical	Horizontal	N/A
734.463	-64.47	4.23	-13.0	-51.47	323.00	Vertical	Horizontal	N/A
2181.600	-51.78	-0.18	-13.0	-38.78	81.00	Vertical	Horizontal	Pass
5618.250	-40.59	13.58	-13.0	-27.59	40.00	Vertical	Horizontal	Pass
8855.200	-34.92	20.30	-13.0	-21.92	307.00	Vertical	Horizontal	Pass

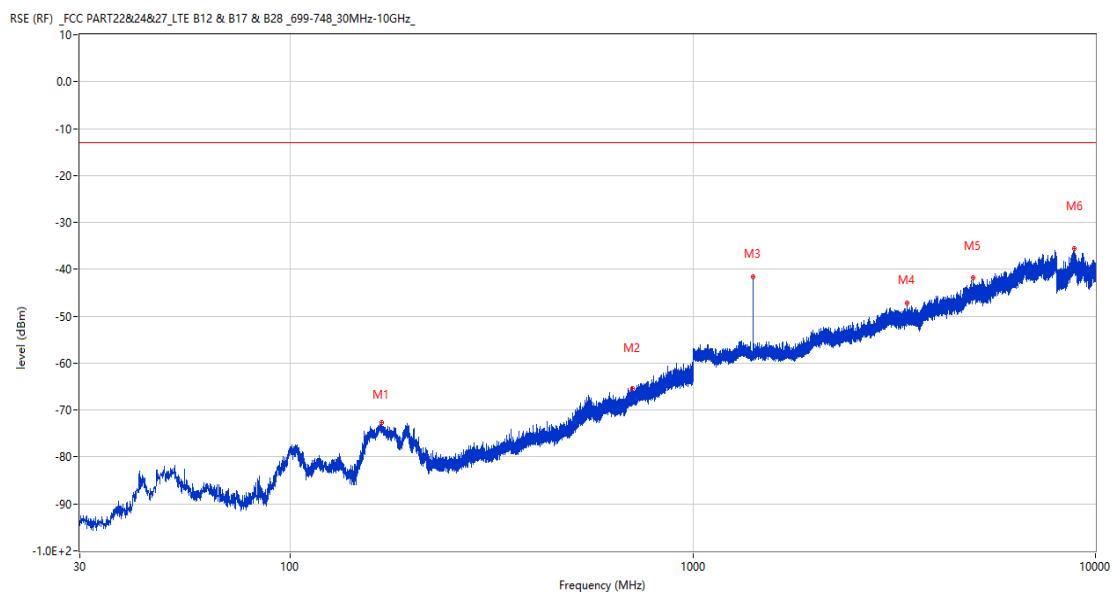
10.2 LTE Band 17 BW10, Middle Channel

RSE-H&H LTE Band 17 BW10 CH23790



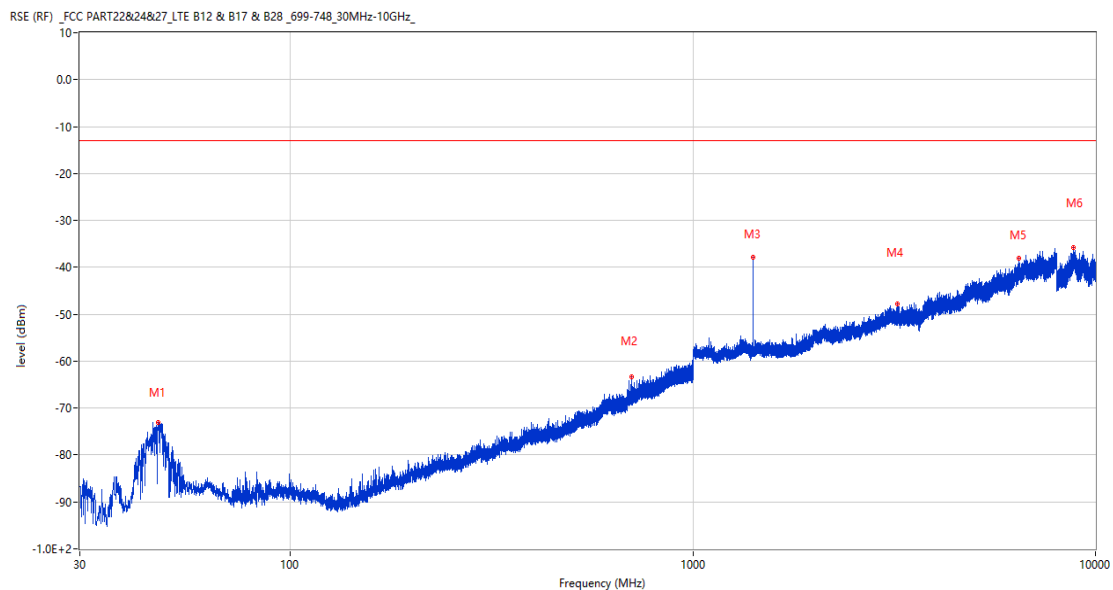
Frequency (MHz)	Result (dBm)	Factor (dB)	PK Limit (dBm)	Over Limit (dB)	Table (o)	ANT	EUT	Verdict
50.952	-81.26	-16.44	-13.0	-68.26	316.00	Horizontal	Horizontal	Pass
194.948	-72.10	-13.86	-13.0	-59.10	62.00	Horizontal	Horizontal	Pass
705.557	-63.10	3.33	-13.0	-50.10	299.00	Horizontal	Horizontal	N/A
1331.500	-55.13	-2.41	-13.0	-42.13	261.00	Horizontal	Horizontal	Pass
3849.500	-45.69	9.52	-13.0	-32.69	40.00	Horizontal	Horizontal	Pass
7403.750	-35.02	17.88	-13.0	-22.02	28.00	Horizontal	Horizontal	Pass

RSE-H&V LTE Band 17 BW10 CH23790

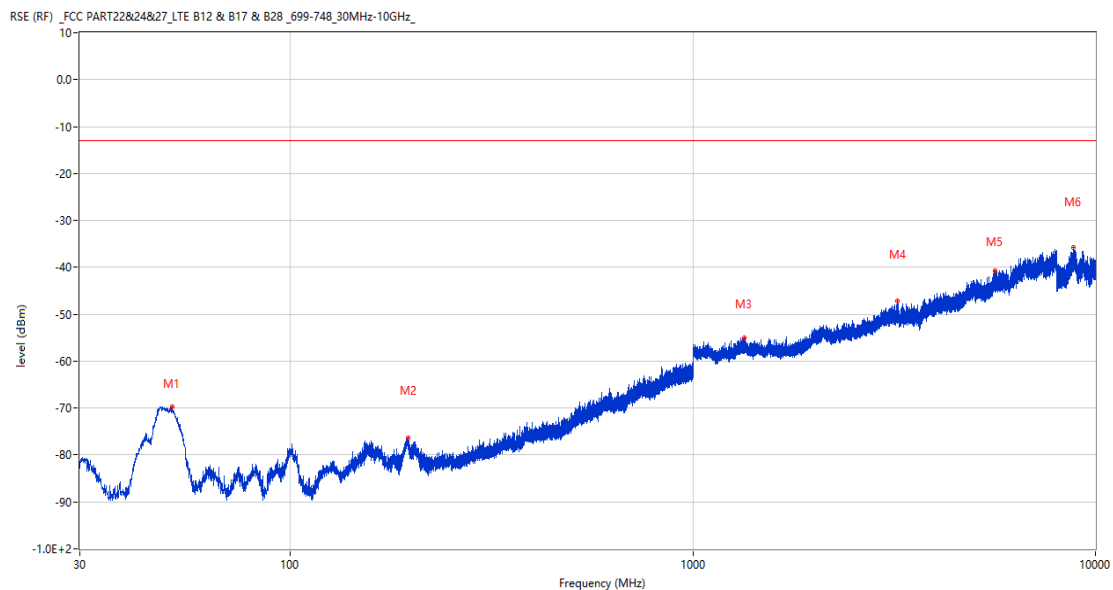


Frequency (MHz)	Result (dBm)	Factor (dB)	PK Limit (dBm)	Over Limit (dB)	Table (o)	ANT	EUT	Verdict
168.370	-72.72	-16.15	-13.0	-59.72	72.00	Horizontal	Vertical	Pass
709.388	-65.44	3.42	-13.0	-52.44	112.00	Horizontal	Vertical	N/A
1412.100	-41.64	-3.36	-13.0	-28.64	249.00	Horizontal	Vertical	Pass
3413.500	-47.19	6.72	-13.0	-34.19	7.00	Horizontal	Vertical	Pass
4979.250	-41.76	13.37	-13.0	-28.76	102.00	Horizontal	Vertical	Pass
8843.099	-35.57	20.25	-13.0	-22.57	335.00	Horizontal	Vertical	Pass

RSE-V&V LTE Band 17 BW10 CH23790



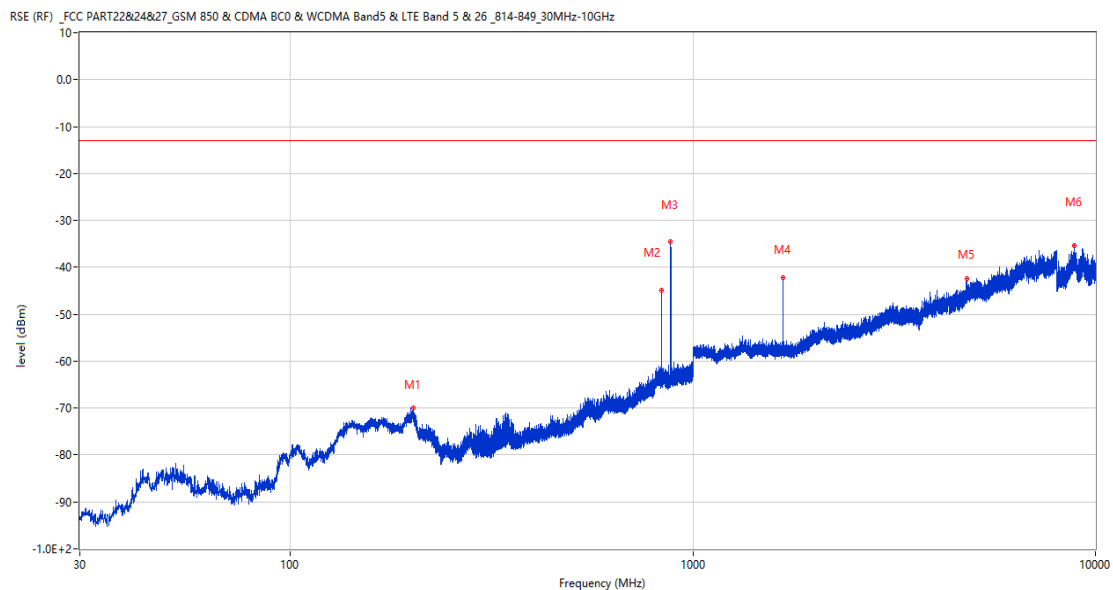
Frequency (MHz)	Result (dBm)	Factor (dB)	PK Limit (dBm)	Over Limit (dB)	Table (o)	ANT	EUT	Verdict
47.072	-72.97	-16.24	-13.0	-59.97	33.00	Vertical	Vertical	Pass
705.702	-63.26	3.33	-13.0	-50.26	13.00	Vertical	Vertical	N/A
1411.900	-37.91	-3.35	-13.0	-24.91	20.00	Vertical	Vertical	Pass
3220.750	-47.89	6.26	-13.0	-34.89	238.00	Vertical	Vertical	Pass
6446.250	-38.14	16.53	-13.0	-25.14	248.00	Vertical	Vertical	Pass
8837.701	-35.85	20.16	-13.0	-22.85	335.00	Vertical	Vertical	Pass

RSE-V&H LTE Band 17 BW10 CH23790


Frequency (MHz)	Result (dBm)	Factor (dB)	PK Limit (dBm)	Over Limit (dB)	Table (o)	ANT	EUT	Verdict
50.806	-69.77	-16.41	-13.0	-56.77	257.00	Vertical	Horizontal	Pass
196.306	-76.38	-13.86	-13.0	-63.38	110.00	Vertical	Horizontal	Pass
1342.700	-55.10	-2.72	-13.0	-42.10	268.00	Vertical	Horizontal	Pass
3226.250	-47.25	6.37	-13.0	-34.25	268.00	Vertical	Horizontal	Pass
5636.750	-40.70	13.56	-13.0	-27.70	205.00	Vertical	Horizontal	Pass
8839.300	-35.85	20.18	-13.0	-22.85	292.00	Vertical	Horizontal	Pass

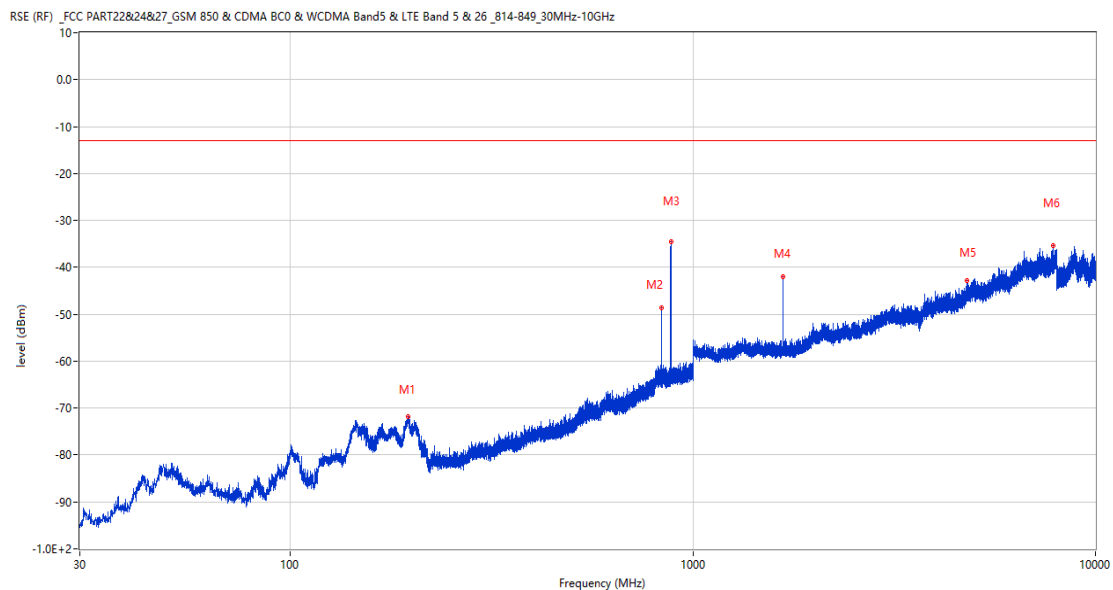
11 LTE Band 26 (Part22)
11.1 LTE Band 26 (Part22) BW1.4, Middle Channel

RSE-H&H LTE Band 26 (Part22) BW1.4 CH26915



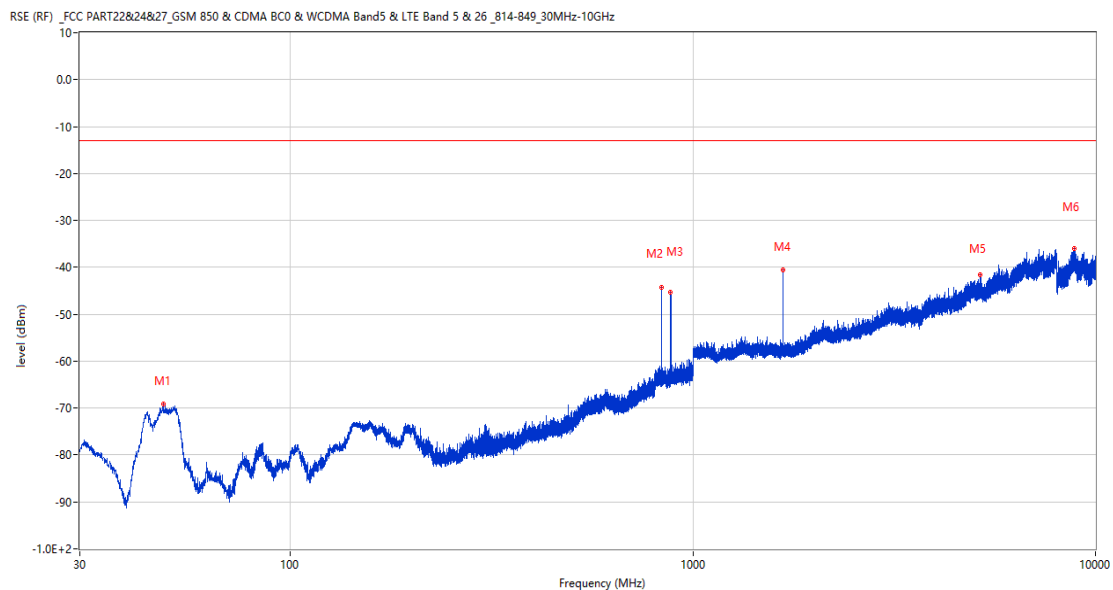
Frequency (MHz)	Result (dBm)	Factor (dB)	PK Limit (dBm)	Over Limit (dB)	Table (o)	ANT	EUT	Verdict
202.466	-70.06	-13.49	-13.0	-57.06	74.00	Horizontal	Horizontal	Pass
836.022	-44.99	7.12	-13.0	-31.99	289.00	Horizontal	Horizontal	N/A
881.175	-34.61	6.74	-13.0	-21.61	252.00	Horizontal	Horizontal	N/A
1672.100	-42.23	-3.73	-13.0	-29.23	329.00	Horizontal	Horizontal	Pass
4788.000	-42.49	12.94	-13.0	-29.49	130.00	Horizontal	Horizontal	Pass
8861.200	-35.44	20.22	-13.0	-22.44	70.00	Horizontal	Horizontal	Pass

RSE-H&V LTE Band 26 (Part22) BW1.4 CH26915

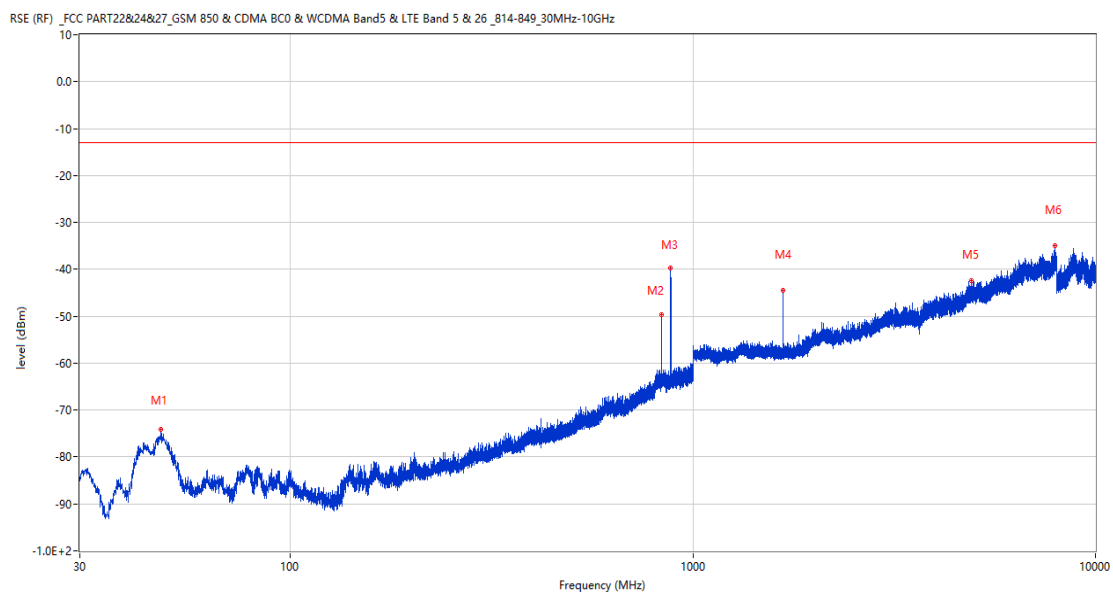


Frequency (MHz)	Result (dBm)	Factor (dB)	PK Limit (dBm)	Over Limit (dB)	Table (o)	ANT	EUT	Verdict
196.452	-71.80	-13.58	-13.0	-58.80	71.00	Horizontal	Vertical	Pass
836.022	-48.71	7.12	-13.0	-35.71	299.00	Horizontal	Vertical	N/A
881.806	-34.59	6.76	-13.0	-21.59	79.00	Horizontal	Vertical	N/A
1671.900	-41.99	-3.74	-13.0	-28.99	327.00	Horizontal	Vertical	Pass
4803.500	-42.79	12.60	-13.0	-29.79	91.00	Horizontal	Vertical	Pass
7870.250	-35.35	17.87	-13.0	-22.35	205.00	Horizontal	Vertical	Pass

RSE-V&V LTE Band 26 (Part22) BW1.4 CH26915



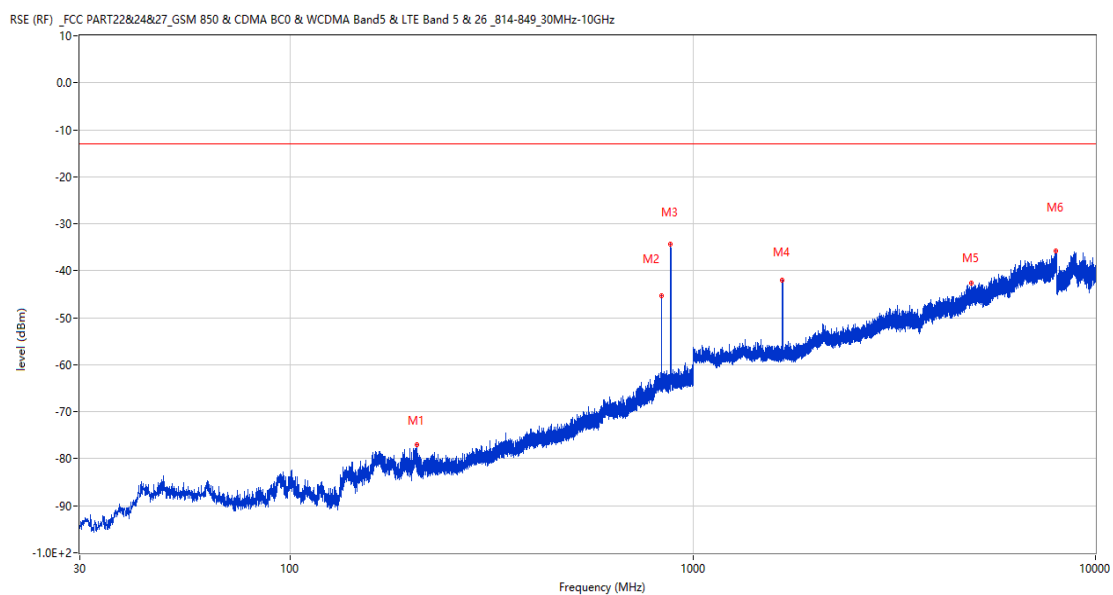
Frequency (MHz)	Result (dBm)	Factor (dB)	PK Limit (dBm)	Over Limit (dB)	Table (o)	ANT	EUT	Verdict
48.285	-69.16	-16.11	-13.0	-56.16	267.00	Vertical	Vertical	Pass
836.022	-44.20	7.12	-13.0	-31.20	177.00	Vertical	Vertical	N/A
881.078	-45.40	6.74	-13.0	-32.40	201.00	Vertical	Vertical	N/A
1672.000	-40.49	-3.73	-13.0	-27.49	32.00	Vertical	Vertical	Pass
5173.500	-41.52	12.13	-13.0	-28.52	341.00	Vertical	Vertical	Pass
8869.701	-36.00	20.12	-13.0	-23.00	10.00	Vertical	Vertical	Pass

RSE-V&H LTE Band 26 (Part22) BW1.4 CH26915


Frequency (MHz)	Result (dBm)	Factor (dB)	PK Limit (dBm)	Over Limit (dB)	Table (o)	ANT	EUT	Verdict
47.654	-74.16	-16.12	-13.0	-61.16	215.00	Vertical	Horizontal	Pass
836.119	-49.71	7.12	-13.0	-36.71	154.00	Vertical	Horizontal	N/A
881.223	-39.72	6.74	-13.0	-26.72	161.00	Vertical	Horizontal	N/A
1671.900	-44.46	-3.74	-13.0	-31.46	360.00	Vertical	Horizontal	Pass
4924.000	-42.40	13.34	-13.0	-29.40	333.00	Vertical	Horizontal	Pass
7934.750	-35.01	18.85	-13.0	-22.01	249.00	Vertical	Horizontal	Pass

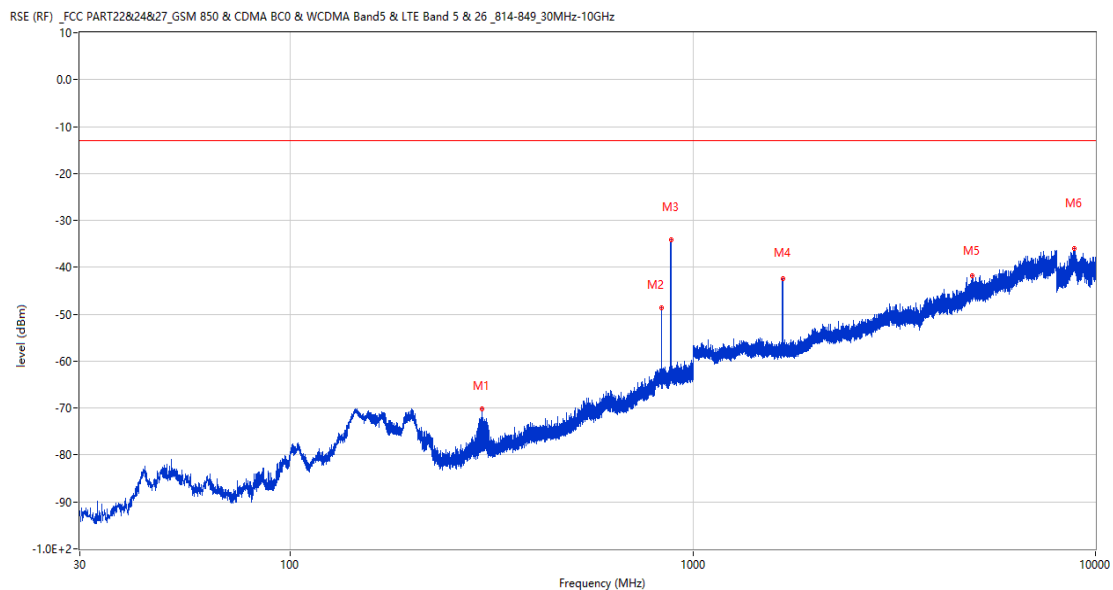
11.2 LTE Band 26 (Part22) BW3, Middle Channel

RSE-H&H LTE Band 26 (Part22) BW3 CH26915

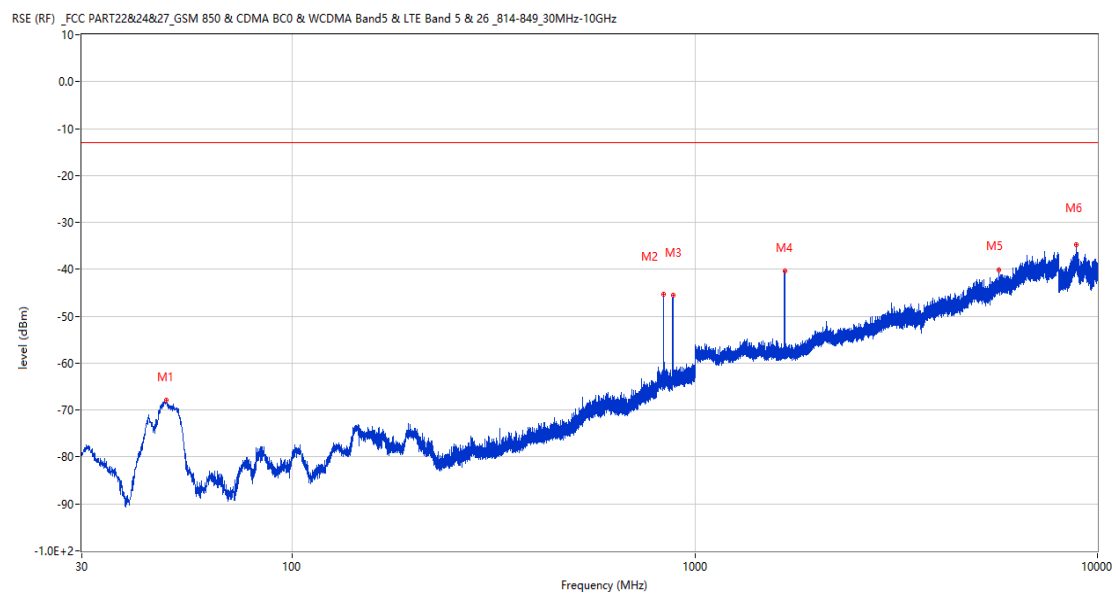


Frequency (MHz)	Result (dBm)	Factor (dB)	PK Limit (dBm)	Over Limit (dB)	Table (o)	ANT	EUT	Verdict
206.006	-76.92	-13.46	-13.0	-63.92	266.00	Horizontal	Horizontal	Pass
835.197	-45.34	7.10	-13.0	-32.34	294.00	Horizontal	Horizontal	N/A
881.030	-34.39	6.74	-13.0	-21.39	238.00	Horizontal	Horizontal	N/A
1670.200	-42.09	-3.76	-13.0	-29.09	337.00	Horizontal	Horizontal	Pass
4921.000	-42.58	13.36	-13.0	-29.58	176.00	Horizontal	Horizontal	Pass
7984.000	-35.80	18.26	-13.0	-22.80	207.00	Horizontal	Horizontal	Pass

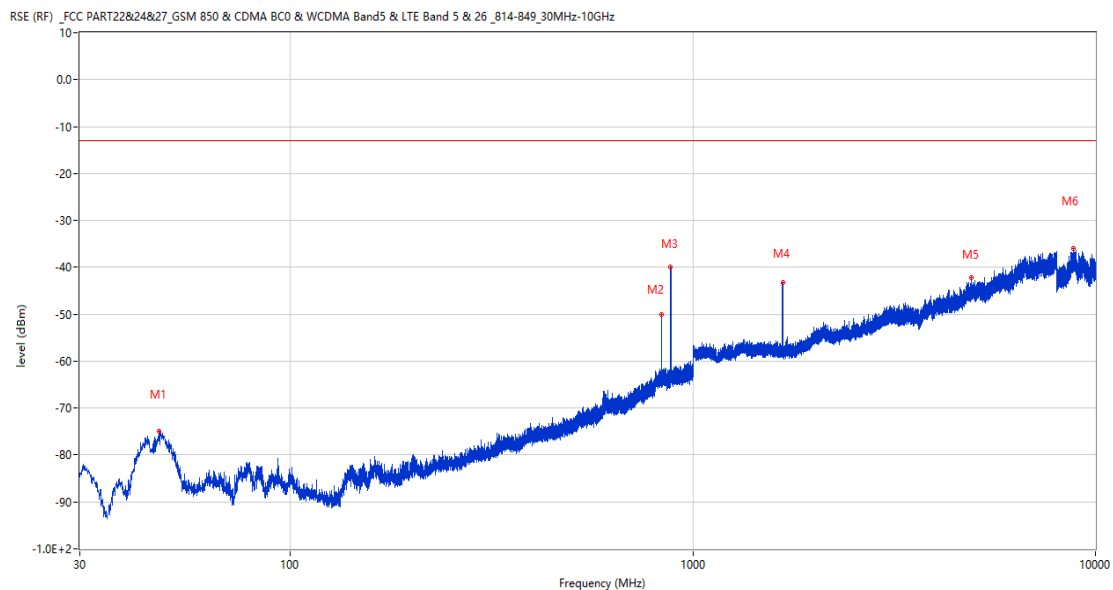
RSE-H&V LTE Band 26 (Part22) BW3 CH26915



Frequency (MHz)	Result (dBm)	Factor (dB)	PK Limit (dBm)	Over Limit (dB)	Table (o)	ANT	EUT	Verdict
299.466	-70.10	-8.88	-13.0	-57.10	47.00	Horizontal	Vertical	Pass
835.294	-48.64	7.11	-13.0	-35.64	290.00	Horizontal	Vertical	N/A
881.708	-34.12	6.76	-13.0	-21.12	92.00	Horizontal	Vertical	N/A
1670.400	-42.37	-3.75	-13.0	-29.37	316.00	Horizontal	Vertical	Pass
4931.000	-41.88	12.95	-13.0	-28.88	280.00	Horizontal	Vertical	Pass
8845.901	-35.99	20.29	-13.0	-22.99	67.00	Horizontal	Vertical	Pass

RSE-V&V LTE Band 26 (Part22) BW3 CH26915


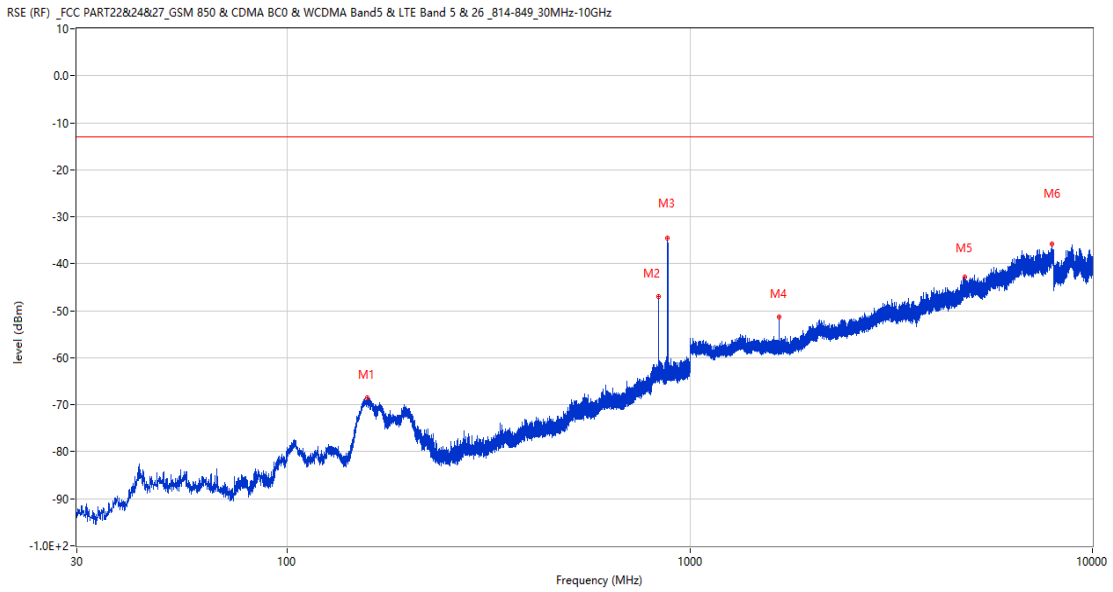
Frequency (MHz)	Result (dBm)	Factor (dB)	PK Limit (dBm)	Over Limit (dB)	Table (o)	ANT	EUT	Verdict
48.575	-67.91	-16.05	-13.0	-54.91	217.00	Vertical	Vertical	Pass
835.197	-45.41	7.10	-13.0	-32.41	173.00	Vertical	Vertical	N/A
882.388	-45.58	6.79	-13.0	-32.58	198.00	Vertical	Vertical	N/A
1670.400	-40.39	-3.75	-13.0	-27.39	38.00	Vertical	Vertical	Pass
5682.000	-40.07	13.74	-13.0	-27.07	146.00	Vertical	Vertical	Pass
8873.900	-34.78	20.07	-13.0	-21.78	196.00	Vertical	Vertical	Pass

RSE-V&H LTE Band 26 (Part22) BW3 CH26915


Frequency (MHz)	Result (dBm)	Factor (dB)	PK Limit (dBm)	Over Limit (dB)	Table (o)	ANT	EUT	Verdict
47.218	-74.84	-15.99	-13.0	-61.84	148.00	Vertical	Horizontal	Pass
835.197	-50.15	7.10	-13.0	-37.15	153.00	Vertical	Horizontal	N/A
881.321	-39.95	6.74	-13.0	-26.95	161.00	Vertical	Horizontal	N/A
1670.400	-43.29	-3.75	-13.0	-30.29	0.00	Vertical	Horizontal	Pass
4908.500	-42.29	12.79	-13.0	-29.29	249.00	Vertical	Horizontal	Pass
8810.800	-35.95	19.72	-13.0	-22.95	253.00	Vertical	Horizontal	Pass

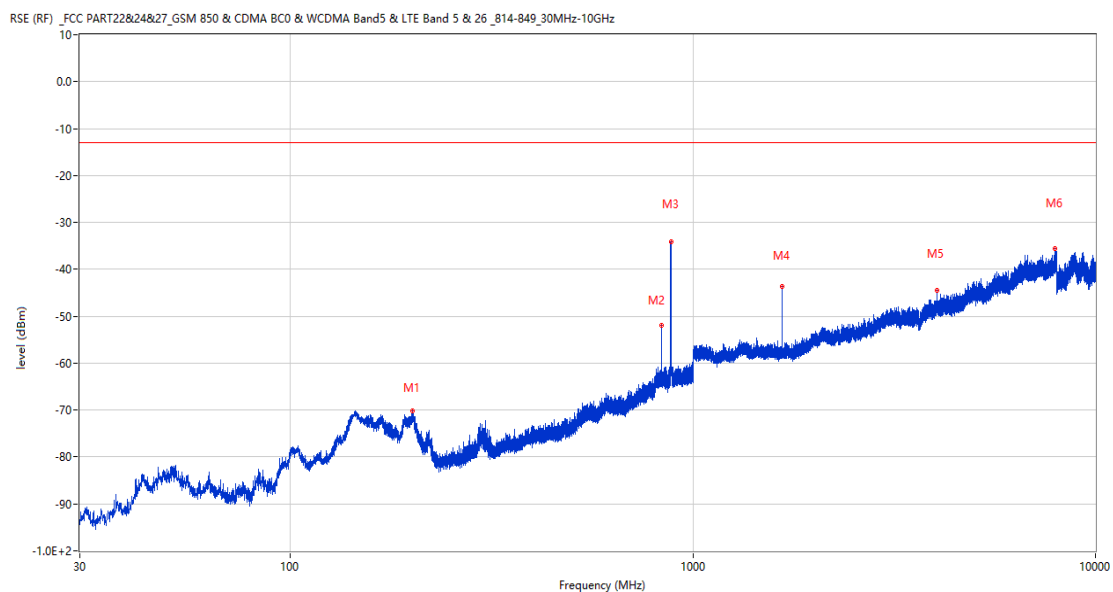
11.3 LTE Band 26 (Part22) BW5, Middle Channel

RSE-H&H LTE Band 26 (Part22) BW5 CH26915



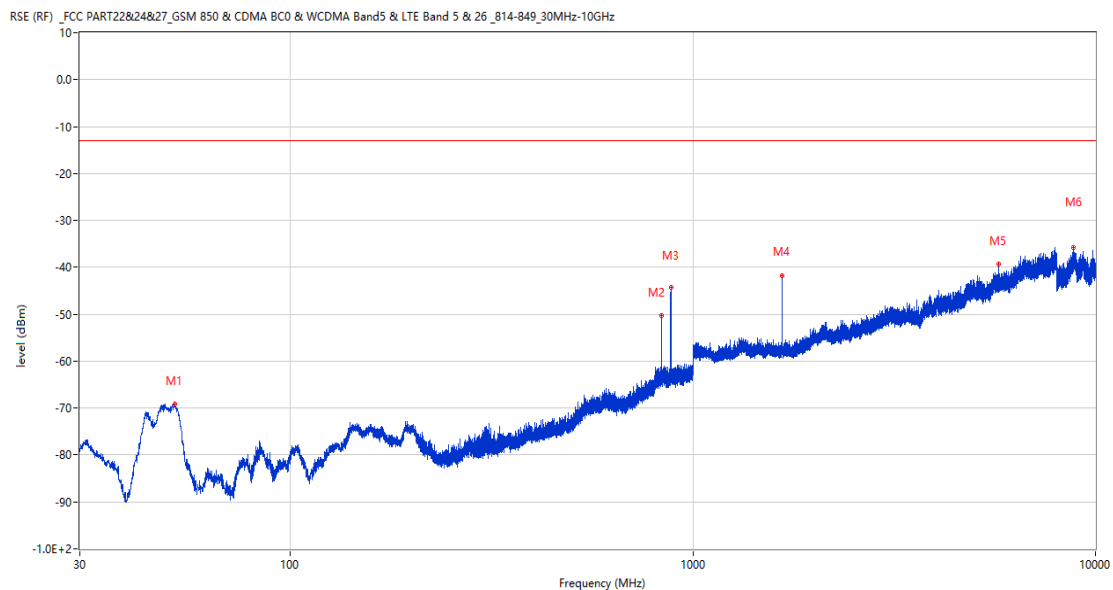
Frequency (MHz)	Result (dBm)	Factor (dB)	PK Limit (dBm)	Over Limit (dB)	Table (o)	ANT	EUT	Verdict
158.040	-68.58	-16.80	-13.0	-55.58	74.00	Horizontal	Horizontal	Pass
834.276	-46.88	7.09	-13.0	-33.88	215.00	Horizontal	Horizontal	N/A
879.429	-34.51	6.55	-13.0	-21.51	267.00	Horizontal	Horizontal	N/A
1668.600	-51.30	-3.73	-13.0	-38.30	0.00	Horizontal	Horizontal	Pass
4811.500	-42.79	12.96	-13.0	-29.79	292.00	Horizontal	Horizontal	Pass
7915.750	-35.86	18.15	-13.0	-22.86	323.00	Horizontal	Horizontal	Pass

RSE-H&V LTE Band 26 (Part22) BW5 CH26915

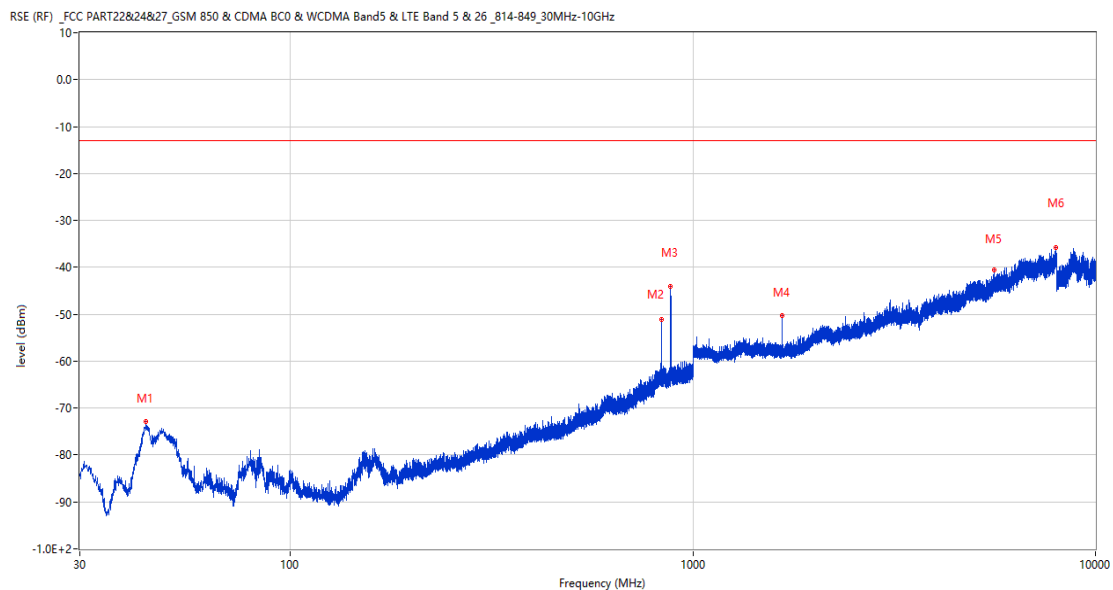


Frequency (MHz)	Result (dBm)	Factor (dB)	PK Limit (dBm)	Over Limit (dB)	Table (o)	ANT	EUT	Verdict
200.768	-70.13	-13.50	-13.0	-57.13	84.00	Horizontal	Vertical	Pass
834.421	-51.92	7.09	-13.0	-38.92	301.00	Horizontal	Vertical	N/A
883.406	-34.10	6.94	-13.0	-21.10	92.00	Horizontal	Vertical	N/A
1668.500	-43.62	-3.73	-13.0	-30.62	322.00	Horizontal	Vertical	Pass
4043.750	-44.58	10.40	-13.0	-31.58	216.00	Horizontal	Vertical	Pass
7918.500	-35.64	18.17	-13.0	-22.64	238.00	Horizontal	Vertical	Pass

RSE-V&V LTE Band 26 (Part22) BW5 CH26915



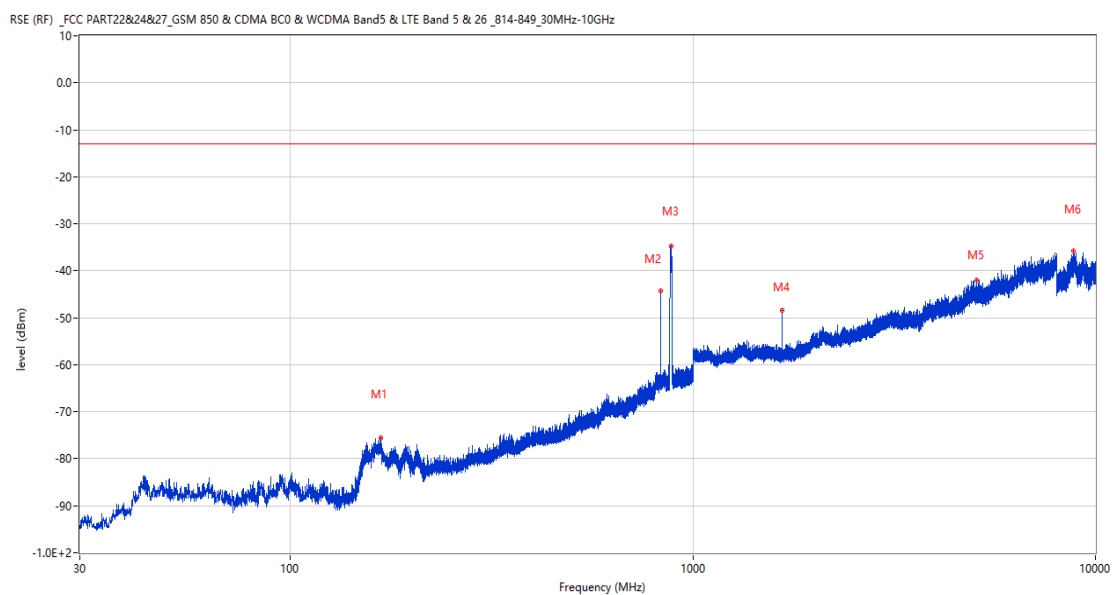
Frequency (MHz)	Result (dBm)	Factor (dB)	PK Limit (dBm)	Over Limit (dB)	Table (o)	ANT	EUT	Verdict
51.631	-69.13	-16.43	-13.0	-56.13	227.00	Vertical	Vertical	Pass
834.421	-50.18	7.09	-13.0	-37.18	166.00	Vertical	Vertical	N/A
883.067	-44.25	6.90	-13.0	-31.25	194.00	Vertical	Vertical	N/A
1668.600	-41.69	-3.73	-13.0	-28.69	32.00	Vertical	Vertical	Pass
5759.500	-39.29	14.42	-13.0	-26.29	290.00	Vertical	Vertical	Pass
8819.599	-35.80	19.86	-13.0	-22.80	66.00	Vertical	Vertical	Pass

RSE-V&H LTE Band 26 (Part22) BW5 CH26915


Frequency (MHz)	Result (dBm)	Factor (dB)	PK Limit (dBm)	Over Limit (dB)	Table (o)	ANT	EUT	Verdict
43.774	-72.87	-16.23	-13.0	-59.87	0.00	Vertical	Horizontal	Pass
834.324	-51.19	7.09	-13.0	-38.19	169.00	Vertical	Horizontal	N/A
879.526	-43.97	6.55	-13.0	-30.97	169.00	Vertical	Horizontal	N/A
1668.600	-50.27	-3.73	-13.0	-37.27	33.00	Vertical	Horizontal	Pass
5613.500	-40.60	13.63	-13.0	-27.60	0.00	Vertical	Horizontal	Pass
7991.750	-35.88	18.51	-13.0	-22.88	112.00	Vertical	Horizontal	Pass

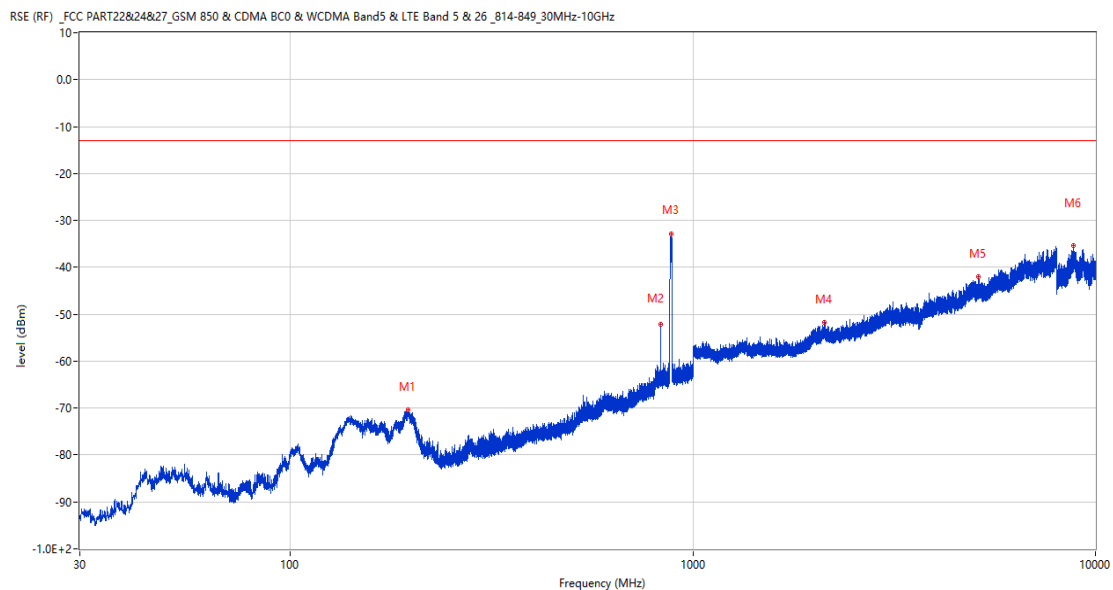
11.4 LTE Band 26 (Part22) BW10, Middle Channel

RSE-H&H LTE Band 26 (Part22) BW10 CH26915



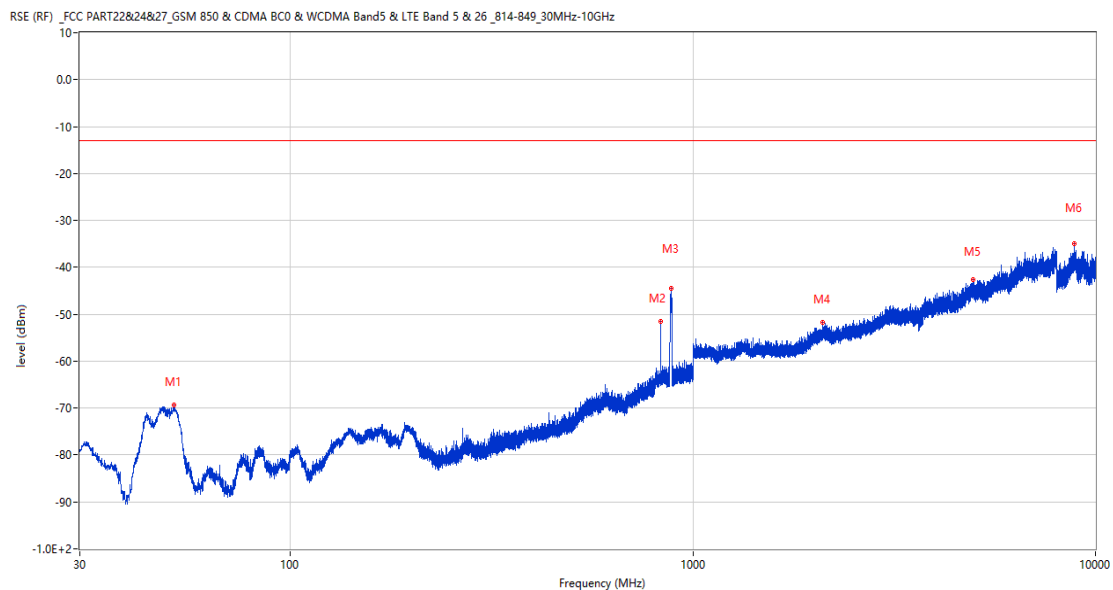
Frequency (MHz)	Result (dBm)	Factor (dB)	PK Limit (dBm)	Over Limit (dB)	Table (o)	ANT	EUT	Verdict
168.080	-75.57	-16.14	-13.0	-62.57	74.00	Horizontal	Horizontal	Pass
832.093	-44.36	7.05	-13.0	-31.36	296.00	Horizontal	Horizontal	N/A
884.231	-34.80	7.03	-13.0	-21.80	251.00	Horizontal	Horizontal	N/A
1664.000	-48.43	-3.79	-13.0	-35.43	334.00	Horizontal	Horizontal	Pass
5074.000	-42.07	12.18	-13.0	-29.07	279.00	Horizontal	Horizontal	Pass
8831.400	-35.85	20.05	-13.0	-22.85	238.00	Horizontal	Horizontal	Pass

RSE-H&V LTE Band 26 (Part22) BW10 CH26915



Frequency (MHz)	Result (dBm)	Factor (dB)	PK Limit (dBm)	Over Limit (dB)	Table (o)	ANT	EUT	Verdict
196.016	-70.35	-13.61	-13.0	-57.35	62.00	Horizontal	Vertical	Pass
832.044	-52.10	7.05	-13.0	-39.10	297.00	Horizontal	Vertical	N/A
885.249	-32.83	7.11	-13.0	-19.83	86.00	Horizontal	Vertical	N/A
2118.300	-51.75	-0.03	-13.0	-38.75	87.00	Horizontal	Vertical	Pass
5117.000	-41.90	12.27	-13.0	-28.90	343.00	Horizontal	Vertical	Pass
8821.800	-35.31	19.90	-13.0	-22.31	38.00	Horizontal	Vertical	Pass

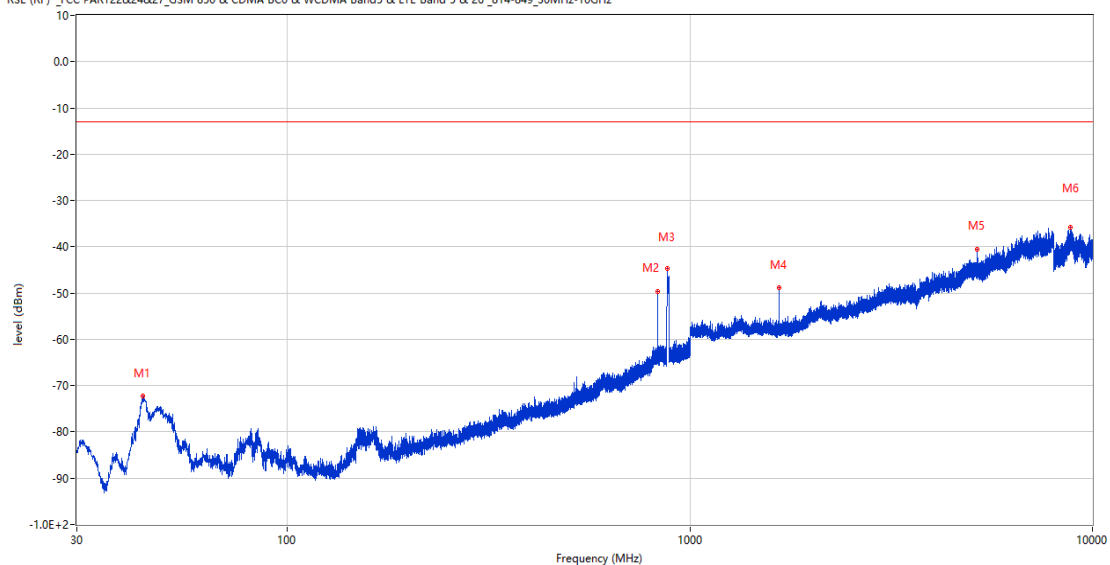
RSE-V&V LTE Band 26 (Part22) BW10 CH26915



Frequency (MHz)	Result (dBm)	Factor (dB)	PK Limit (dBm)	Over Limit (dB)	Table (o)	ANT	EUT	Verdict
51.389	-69.35	-16.39	-13.0	-56.35	237.00	Vertical	Vertical	Pass
832.093	-51.59	7.05	-13.0	-38.59	172.00	Vertical	Vertical	N/A
881.999	-44.45	6.77	-13.0	-31.45	241.00	Vertical	Vertical	N/A
2102.900	-51.77	0.13	-13.0	-38.77	44.00	Vertical	Vertical	Pass
4978.000	-42.62	13.39	-13.0	-29.62	343.00	Vertical	Vertical	Pass
8852.799	-34.87	20.33	-13.0	-21.87	265.00	Vertical	Vertical	Pass

RSE-V&H LTE Band 26 (Part22) BW10 CH26915

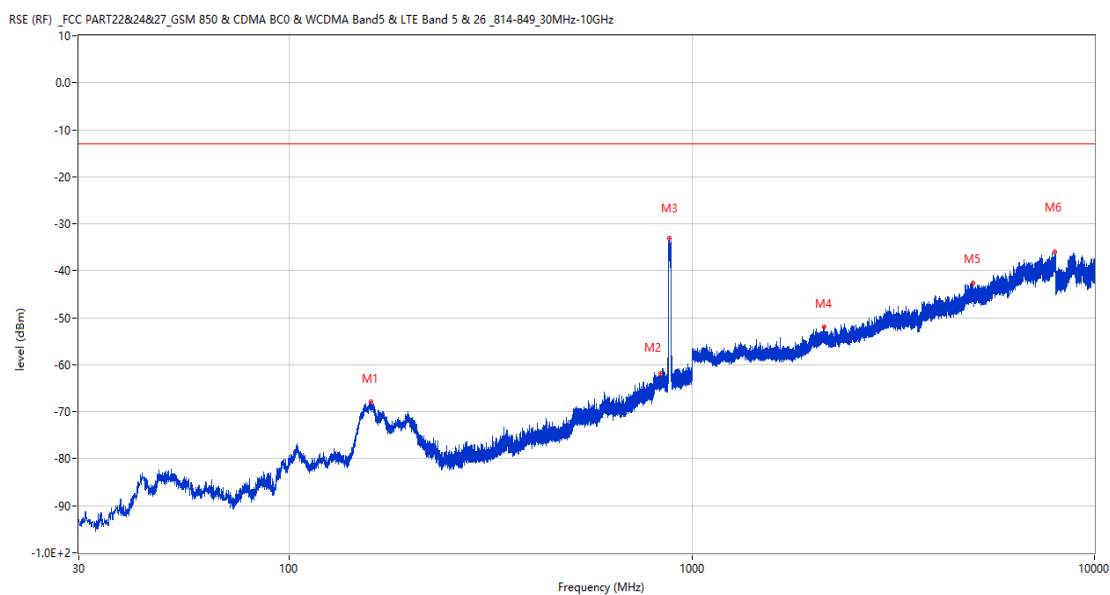
RSE (RF) _FCC PART22&24&27_GSM 850 & CDMA BC0 & WCDMA Band5 & LTE Band 5 & 26 _814-849_30MHz-10GHz



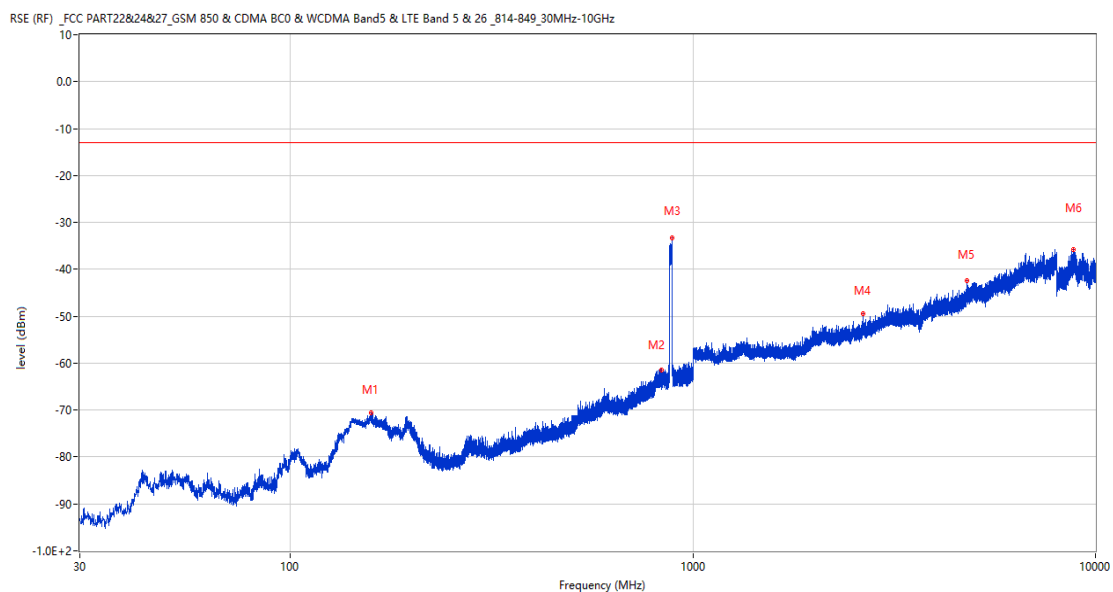
Frequency (MHz)	Result (dBm)	Factor (dB)	PK Limit (dBm)	Over Limit (dB)	Table (o)	ANT	EUT	Verdict
43.822	-72.27	-16.29	-13.0	-59.27	0.00	Vertical	Horizontal	Pass
832.142	-49.76	7.05	-13.0	-36.76	158.00	Vertical	Horizontal	N/A
877.683	-44.75	6.48	-13.0	-31.75	166.00	Vertical	Horizontal	N/A
1664.100	-48.77	-3.80	-13.0	-35.77	3.00	Vertical	Horizontal	Pass
5181.000	-40.53	12.35	-13.0	-27.53	89.00	Vertical	Horizontal	Pass
8835.100	-35.83	20.12	-13.0	-22.83	223.00	Vertical	Horizontal	Pass

11.5 LTE Band 26 (Part22) BW15, Middle Channel

RSE-H&H LTE Band 26 (Part22) BW15 CH26915

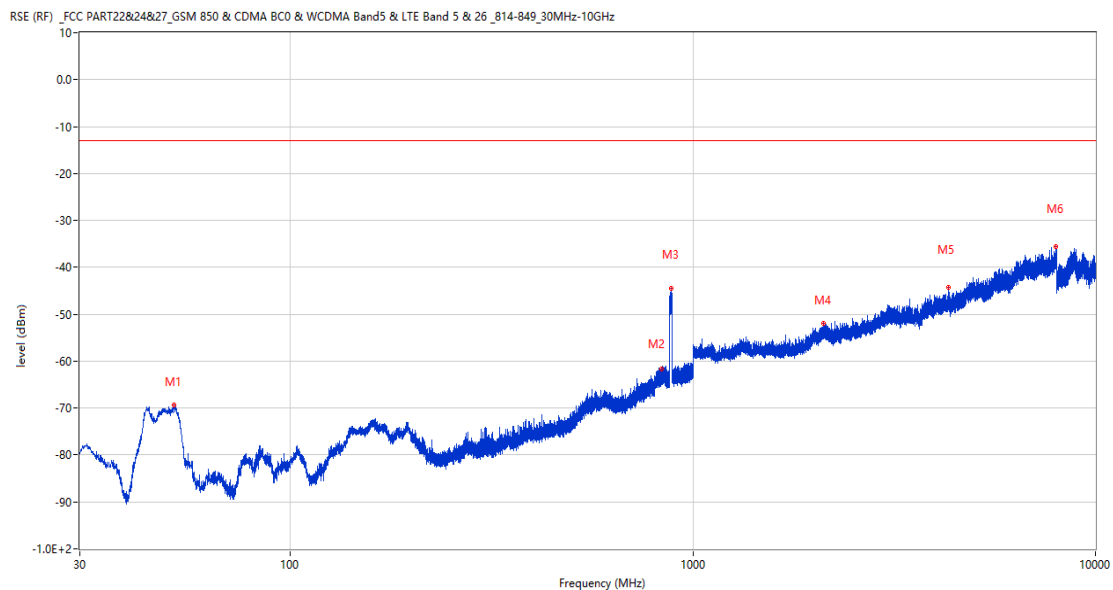


Frequency (MHz)	Result (dBm)	Factor (dB)	PK Limit (dBm)	Over Limit (dB)	Table (o)	ANT	EUT	Verdict
159.544	-67.95	-16.54	-13.0	-54.95	83.00	Horizontal	Horizontal	Pass
836.167	-61.94	7.12	-13.0	-48.94	308.00	Horizontal	Horizontal	N/A
878.023	-33.10	6.49	-13.0	-20.10	246.00	Horizontal	Horizontal	N/A
2128.500	-52.01	-0.28	-13.0	-39.01	52.00	Horizontal	Horizontal	Pass
4992.750	-42.72	13.03	-13.0	-29.72	154.00	Horizontal	Horizontal	Pass
7955.500	-36.04	18.42	-13.0	-23.04	144.00	Horizontal	Horizontal	Pass

RSE-H&V LTE Band 26 (Part22) BW15 CH26915


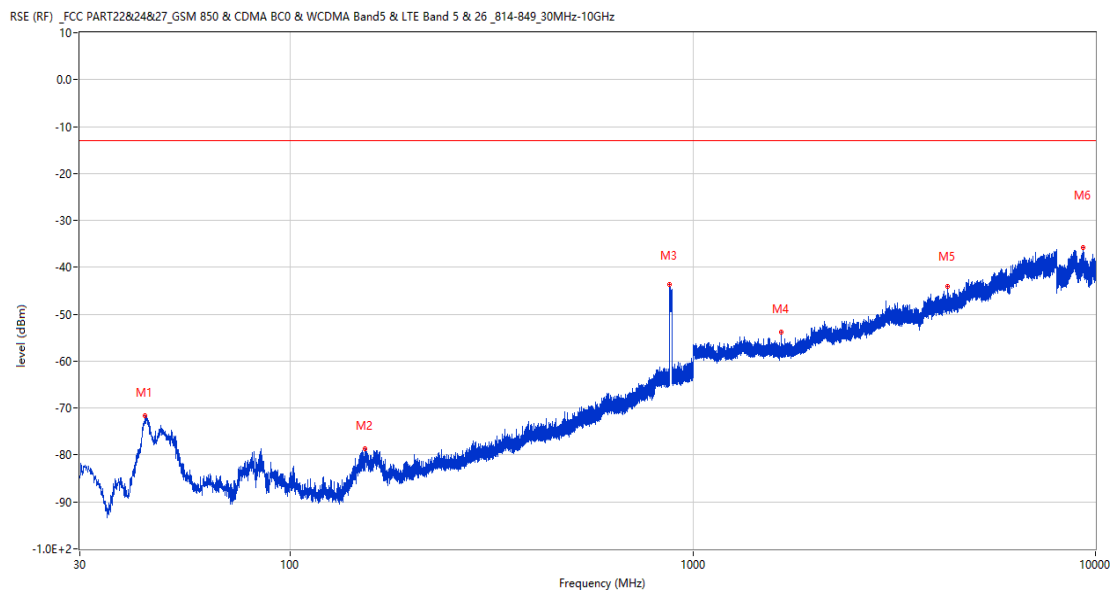
Frequency (MHz)	Result (dBm)	Factor (dB)	PK Limit (dBm)	Over Limit (dB)	Table (o)	ANT	EUT	Verdict
158.574	-70.61	-16.71	-13.0	-57.61	91.00	Horizontal	Vertical	Pass
834.567	-61.42	7.09	-13.0	-48.42	63.00	Horizontal	Vertical	N/A
886.219	-33.34	7.20	-13.0	-20.34	79.00	Horizontal	Vertical	N/A
2647.400	-49.49	2.10	-13.0	-36.49	225.00	Horizontal	Vertical	Pass
4797.000	-42.41	12.57	-13.0	-29.41	196.00	Horizontal	Vertical	Pass
8827.201	-35.72	19.99	-13.0	-22.72	222.00	Horizontal	Vertical	Pass

RSE-V&V LTE Band 26 (Part22) BW15 CH26915



Frequency (MHz)	Result (dBm)	Factor (dB)	PK Limit (dBm)	Over Limit (dB)	Table (o)	ANT	EUT	Verdict
51.389	-69.44	-16.39	-13.0	-56.44	223.00	Vertical	Vertical	Pass
837.282	-61.68	7.14	-13.0	-48.68	195.00	Vertical	Vertical	N/A
884.521	-44.54	7.05	-13.0	-31.54	195.00	Vertical	Vertical	N/A
2111.200	-51.95	0.26	-13.0	-38.95	64.00	Vertical	Vertical	Pass
4318.250	-44.31	10.03	-13.0	-31.31	0.00	Vertical	Vertical	Pass
7980.500	-35.57	18.11	-13.0	-22.57	321.00	Vertical	Vertical	Pass

RSE-V&H LTE Band 26 (Part22) BW15 CH26915

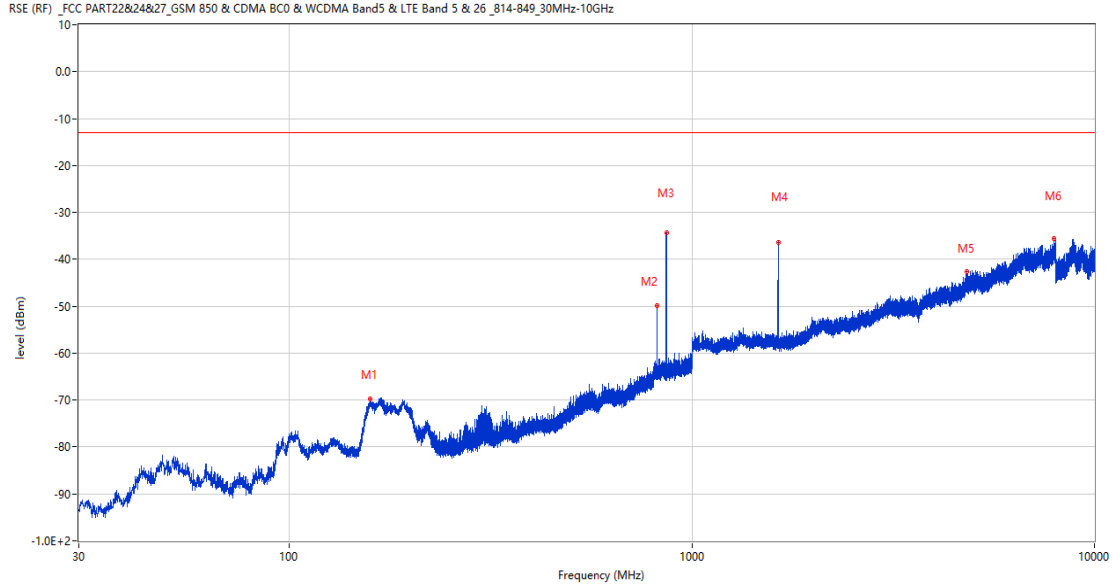


Frequency (MHz)	Result (dBm)	Factor (dB)	PK Limit (dBm)	Over Limit (dB)	Table (o)	ANT	EUT	Verdict
43.532	-71.59	-15.96	-13.0	-58.59	15.00	Vertical	Horizontal	Pass
153.384	-78.68	-17.93	-13.0	-65.68	0.00	Vertical	Horizontal	Pass
875.113	-43.60	6.44	-13.0	-30.60	165.00	Vertical	Horizontal	N/A
1659.700	-53.81	-3.76	-13.0	-40.81	0.00	Vertical	Horizontal	Pass
4299.250	-44.14	10.74	-13.0	-31.14	291.00	Vertical	Horizontal	Pass
9301.800	-35.85	19.78	-13.0	-22.85	250.00	Vertical	Horizontal	Pass

12 LTE Band 26 (Part90)

12.1 LTE Band 26 (Part90) BW1.4, Middle Channel

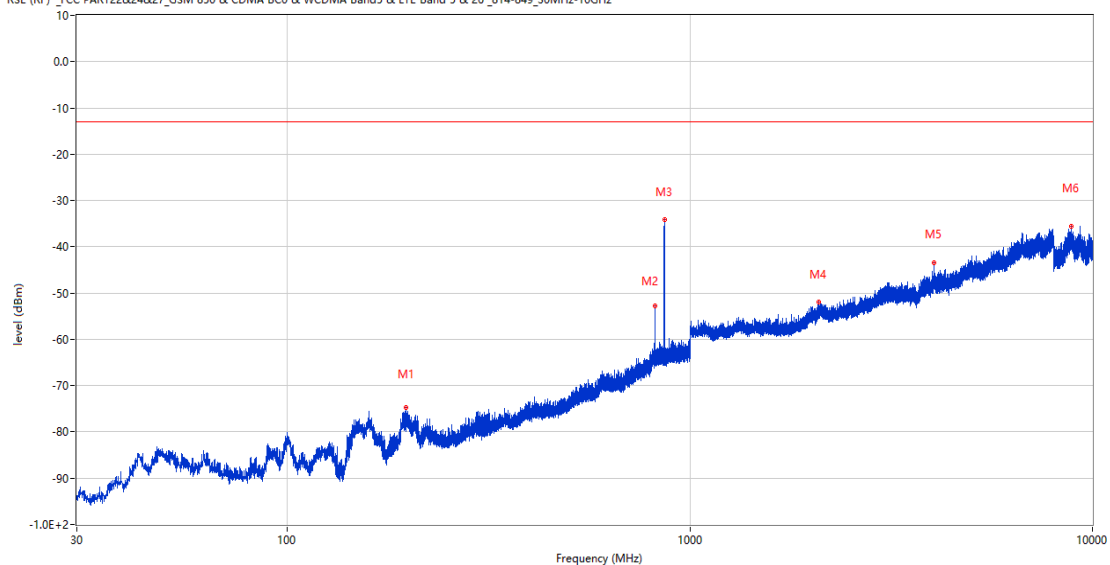
RSE-H&H LTE Band 26 (Part90) BW1.4 CH26740



Frequency (MHz)	Result (dBm)	Factor (dB)	PK Limit (dBm)	Over Limit (dB)	Table (o)	ANT	EUT	Verdict
159.010	-69.73	-16.67	-13.0	-56.73	265.00	Horizontal	Horizontal	Pass
818.513	-49.92	6.82	-13.0	-36.92	286.00	Horizontal	Horizontal	N/A
864.442	-34.31	6.28	-13.0	-21.31	237.00	Horizontal	Horizontal	N/A
1637.900	-36.41	-3.74	-13.0	-23.41	3.00	Horizontal	Horizontal	Pass
4821.250	-42.55	12.92	-13.0	-29.55	360.00	Horizontal	Horizontal	Pass
7944.250	-35.63	18.88	-13.0	-22.63	114.00	Horizontal	Horizontal	Pass

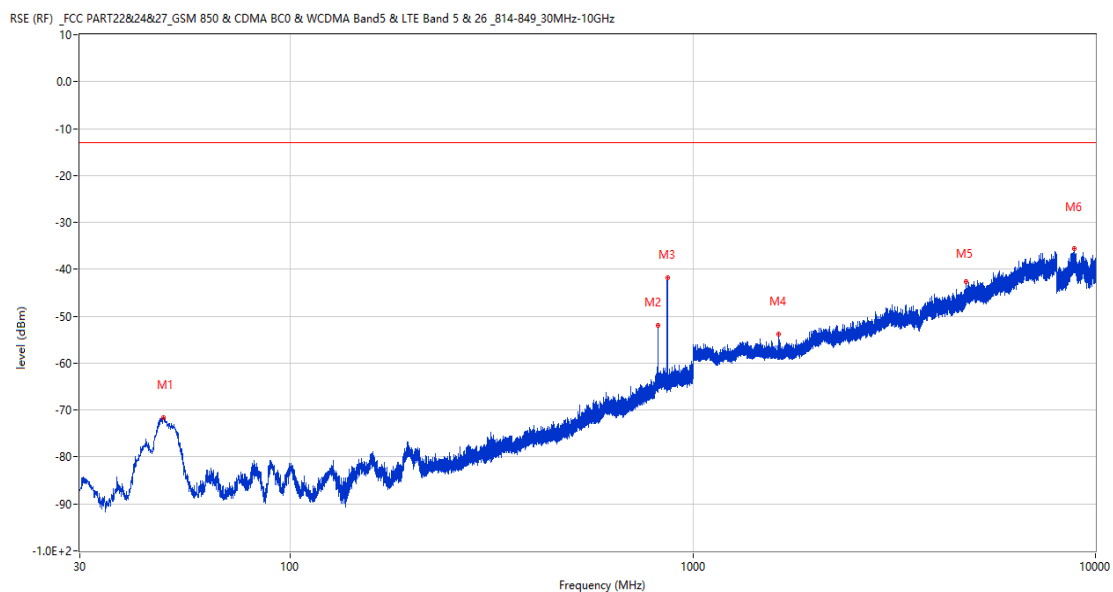
RSE-H&V LTE Band 26 (Part90) BW1.4 CH26740

RSE (RF) _FCC PART22&24&27_GSM 850 & CDMA BC0 & WCDMA Band5 & LTE Band 5 & 26 _814-849_30MHz-10GHz



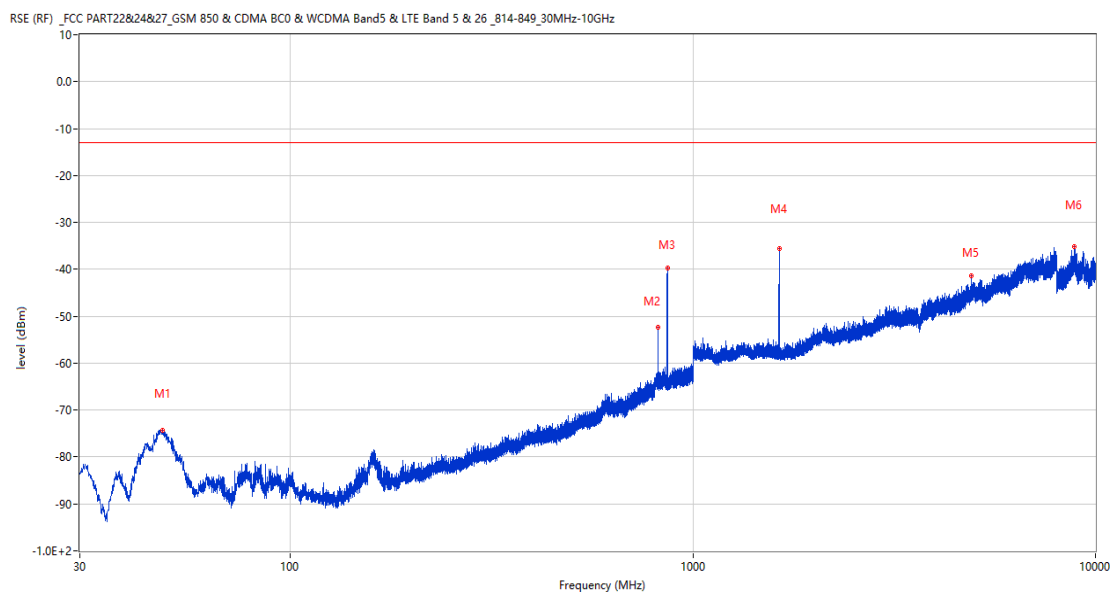
Frequency (MHz)	Result (dBm)	Factor (dB)	PK Limit (dBm)	Over Limit (dB)	Table (o)	ANT	EUT	Verdict
197.034	-74.79	-13.52	-13.0	-61.79	77.00	Horizontal	Vertical	Pass
818.562	-52.73	6.82	-13.0	-39.73	293.00	Horizontal	Vertical	N/A
864.103	-34.21	6.25	-13.0	-21.21	243.00	Horizontal	Vertical	N/A
2089.000	-51.91	-0.11	-13.0	-38.91	360.00	Horizontal	Vertical	Pass
4046.750	-43.47	10.63	-13.0	-30.47	301.00	Horizontal	Vertical	Pass
8848.201	-35.57	20.33	-13.0	-22.57	9.00	Horizontal	Vertical	Pass

RSE-V&V LTE Band 26 (Part90) BW1.4 CH26740



Frequency (MHz)	Result (dBm)	Factor (dB)	PK Limit (dBm)	Over Limit (dB)	Table (o)	ANT	EUT	Verdict
48.285	-71.65	-16.11	-13.0	-58.65	192.00	Vertical	Vertical	Pass
818.562	-51.88	6.82	-13.0	-38.88	164.00	Vertical	Vertical	N/A
864.055	-41.79	6.24	-13.0	-28.79	107.00	Vertical	Vertical	N/A
1636.800	-53.85	-3.75	-13.0	-40.85	0.00	Vertical	Vertical	Pass
4778.000	-42.59	12.53	-13.0	-29.59	164.00	Vertical	Vertical	Pass
8843.700	-35.67	20.26	-13.0	-22.67	40.00	Vertical	Vertical	Pass

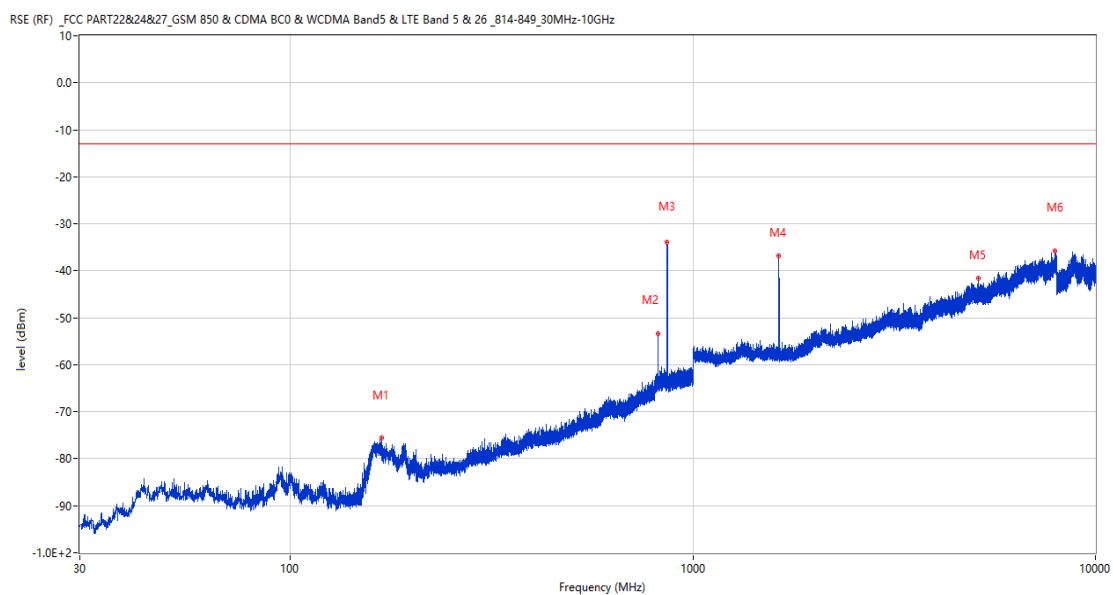
RSE-V&H LTE Band 26 (Part90) BW1.4 CH26740



Frequency (MHz)	Result (dBm)	Factor (dB)	PK Limit (dBm)	Over Limit (dB)	Table (o)	ANT	EUT	Verdict
48.042	-74.37	-16.17	-13.0	-61.37	273.00	Vertical	Horizontal	Pass
818.513	-52.37	6.82	-13.0	-39.37	104.00	Vertical	Horizontal	N/A
864.248	-39.79	6.26	-13.0	-26.79	108.00	Vertical	Horizontal	N/A
1638.000	-35.53	-3.73	-13.0	-22.53	8.00	Vertical	Horizontal	Pass
4922.000	-41.47	13.37	-13.0	-28.47	124.00	Vertical	Horizontal	Pass
8859.201	-35.22	20.25	-13.0	-22.22	339.00	Vertical	Horizontal	Pass

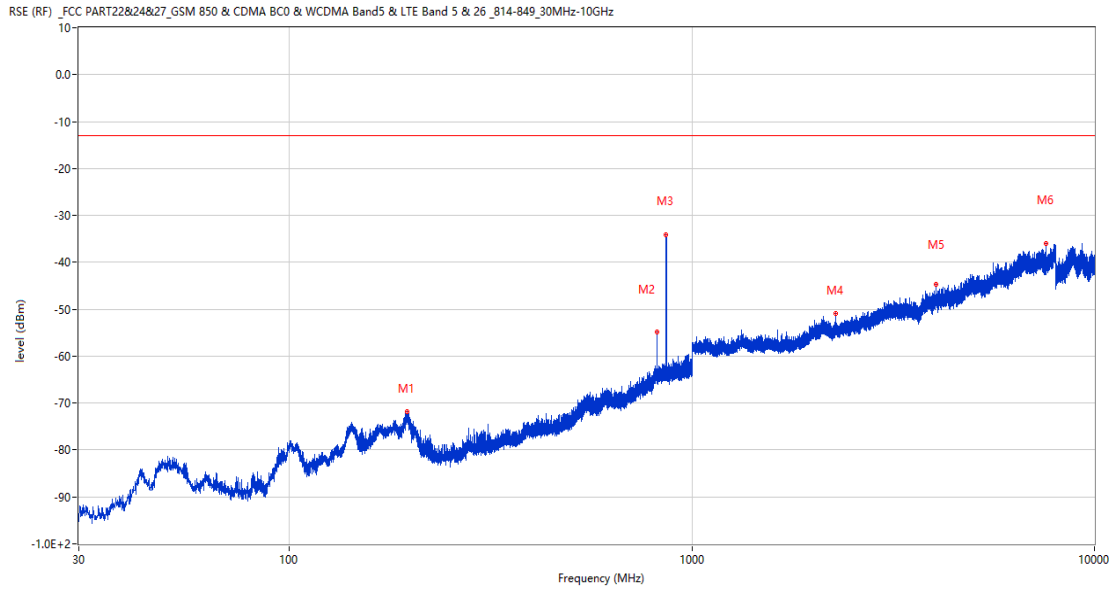
12.2 LTE Band 26 (Part90) BW3, Middle Channel

RSE-H&H LTE Band 26 (Part90) BW3 CH26740



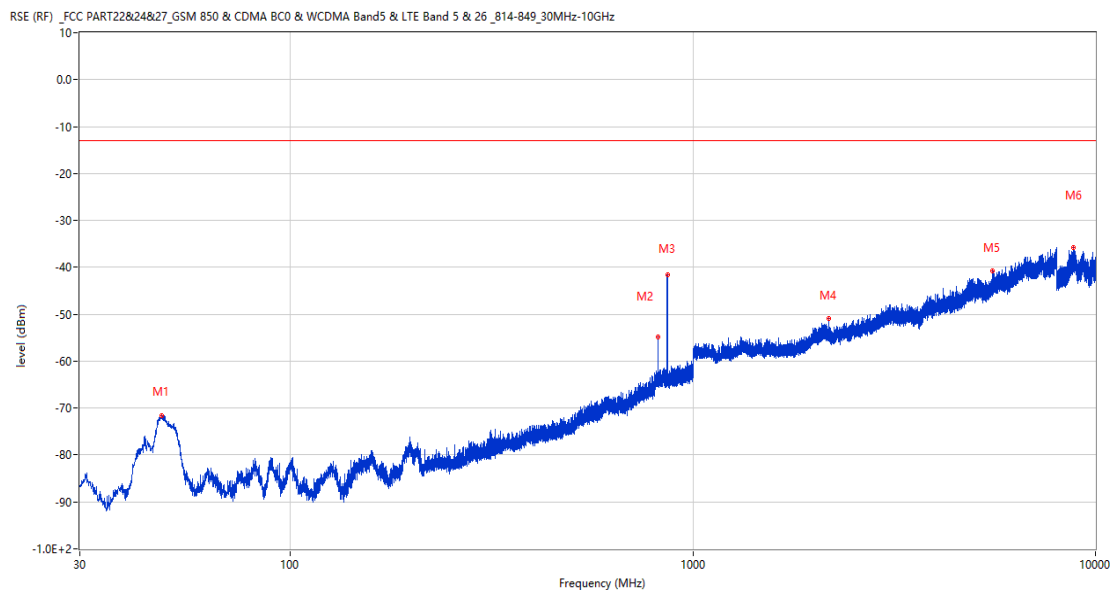
Frequency (MHz)	Result (dBm)	Factor (dB)	PK Limit (dBm)	Over Limit (dB)	Table (o)	ANT	EUT	Verdict
168.952	-75.66	-16.03	-13.0	-62.66	260.00	Horizontal	Horizontal	Pass
817.737	-53.31	6.82	-13.0	-40.31	86.00	Horizontal	Horizontal	N/A
863.715	-33.85	6.20	-13.0	-20.85	240.00	Horizontal	Horizontal	N/A
1636.300	-36.90	-3.76	-13.0	-23.90	323.00	Horizontal	Horizontal	Pass
5123.250	-41.56	12.29	-13.0	-28.56	302.00	Horizontal	Horizontal	Pass
7922.750	-35.84	18.28	-13.0	-22.84	124.00	Horizontal	Horizontal	Pass

RSE-H&V LTE Band 26 (Part90) BW3 CH26740



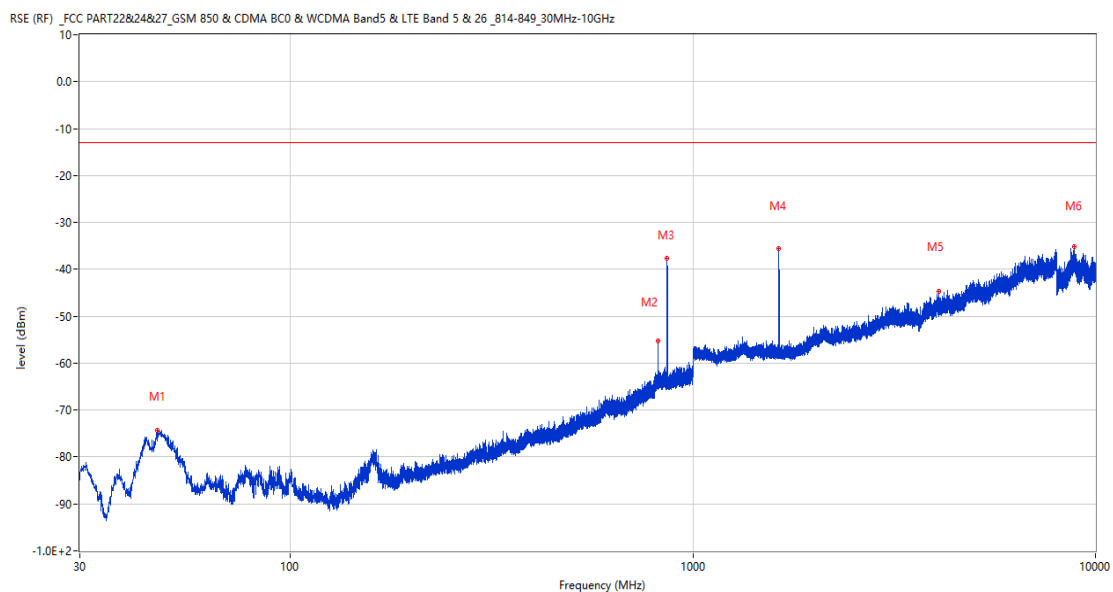
Frequency (MHz)	Result (dBm)	Factor (dB)	PK Limit (dBm)	Over Limit (dB)	Table (o)	ANT	EUT	Verdict
196.064	-71.83	-13.61	-13.0	-58.83	54.00	Horizontal	Vertical	Pass
817.786	-54.85	6.82	-13.0	-41.85	309.00	Horizontal	Vertical	N/A
863.715	-34.15	6.20	-13.0	-21.15	264.00	Horizontal	Vertical	N/A
2276.400	-50.92	-0.41	-13.0	-37.92	360.00	Horizontal	Vertical	Pass
4036.750	-44.79	9.70	-13.0	-31.79	0.00	Horizontal	Vertical	Pass
7576.250	-35.94	17.09	-13.0	-22.94	217.00	Horizontal	Vertical	Pass

RSE-V&V LTE Band 26 (Part90) BW3 CH26740



Frequency (MHz)	Result (dBm)	Factor (dB)	PK Limit (dBm)	Over Limit (dB)	Table (o)	ANT	EUT	Verdict
47.897	-71.54	-16.16	-13.0	-58.54	293.00	Vertical	Vertical	Pass
817.737	-54.77	6.82	-13.0	-41.77	33.00	Vertical	Vertical	N/A
864.685	-41.54	6.27	-13.0	-28.54	107.00	Vertical	Vertical	N/A
2170.500	-50.97	-0.08	-13.0	-37.97	206.00	Vertical	Vertical	Pass
5559.250	-40.78	13.00	-13.0	-27.78	38.00	Vertical	Vertical	Pass
8815.000	-35.69	19.79	-13.0	-22.69	307.00	Vertical	Vertical	Pass

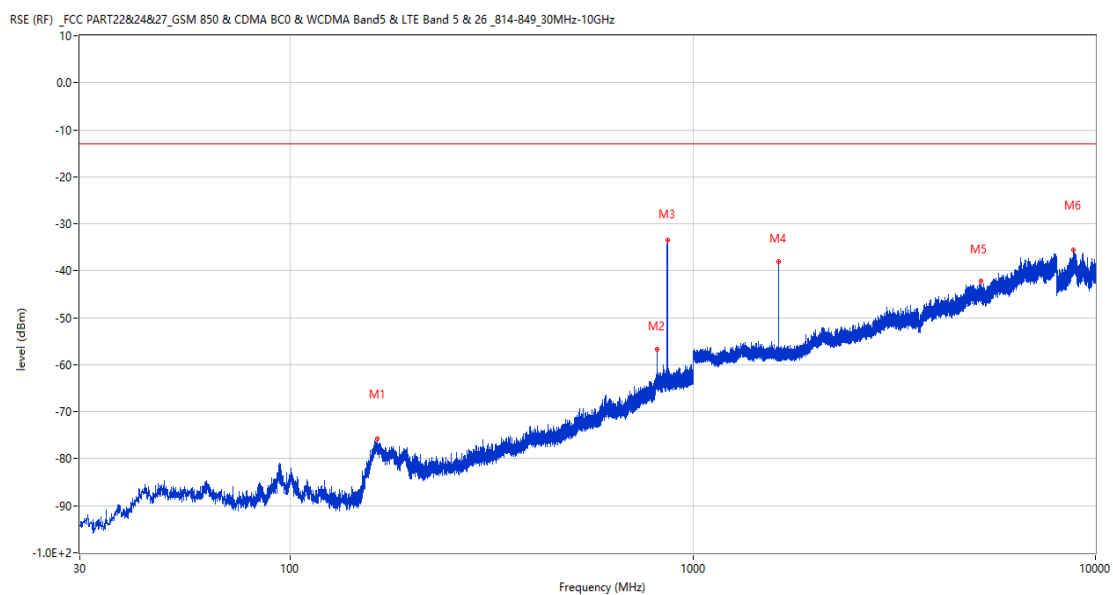
RSE-V&H LTE Band 26 (Part90) BW3 CH26740



Frequency (MHz)	Result (dBm)	Factor (dB)	PK Limit (dBm)	Over Limit (dB)	Table (o)	ANT	EUT	Verdict
46.830	-74.40	-15.97	-13.0	-61.40	224.00	Vertical	Horizontal	Pass
817.786	-55.32	6.82	-13.0	-42.32	103.00	Vertical	Horizontal	N/A
863.715	-37.75	6.20	-13.0	-24.75	111.00	Vertical	Horizontal	N/A
1636.400	-35.54	-3.76	-13.0	-22.54	9.00	Vertical	Horizontal	Pass
4078.000	-44.71	10.14	-13.0	-31.71	125.00	Vertical	Horizontal	Pass
8854.000	-35.10	20.31	-13.0	-22.10	310.00	Vertical	Horizontal	Pass

12.3 LTE Band 26 (Part90) BW5, Middle Channel

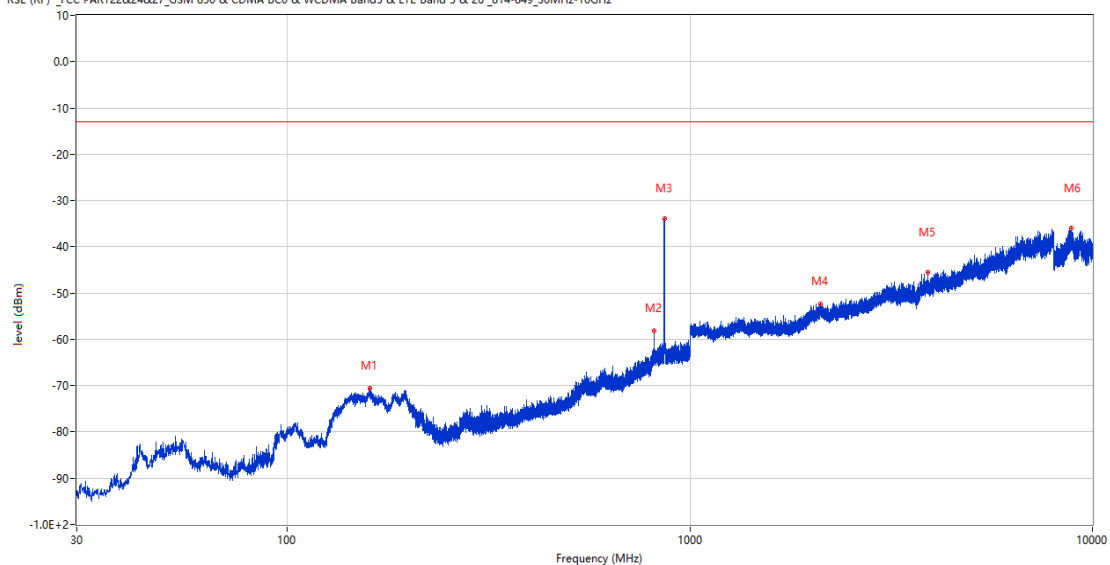
RSE-H&H LTE Band 26 (Part90) BW5 CH26740



Frequency (MHz)	Result (dBm)	Factor (dB)	PK Limit (dBm)	Over Limit (dB)	Table (o)	ANT	EUT	Verdict
164.054	-75.82	-16.40	-13.0	-62.82	247.00	Horizontal	Horizontal	Pass
816.815	-56.79	6.81	-13.0	-43.79	74.00	Horizontal	Horizontal	N/A
863.909	-33.60	6.23	-13.0	-20.60	251.00	Horizontal	Horizontal	N/A
1634.600	-38.05	-3.86	-13.0	-25.05	8.00	Horizontal	Horizontal	Pass
5205.250	-42.25	12.40	-13.0	-29.25	360.00	Horizontal	Horizontal	Pass
8806.700	-35.56	19.65	-13.0	-22.56	139.00	Horizontal	Horizontal	Pass

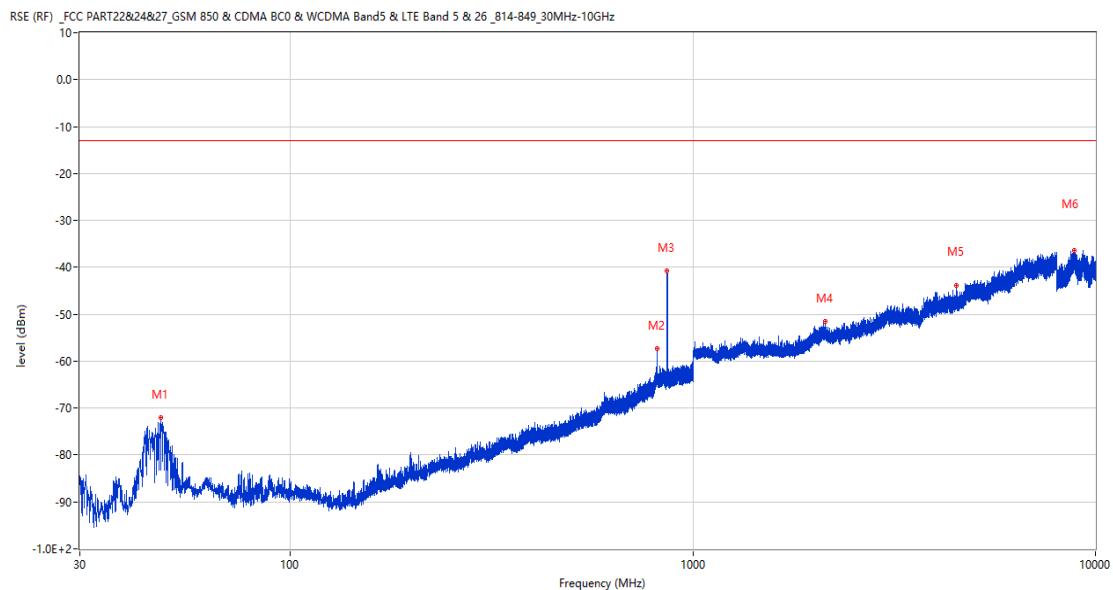
RSE-H&V LTE Band 26 (Part90) BW5 CH26740

RSE (RF) _FCC PART22&24&27_GSM 850 & CDMA BC0 & WCDMA Band5 & LTE Band 5 & 26 _814-849_30MHz-10GHz



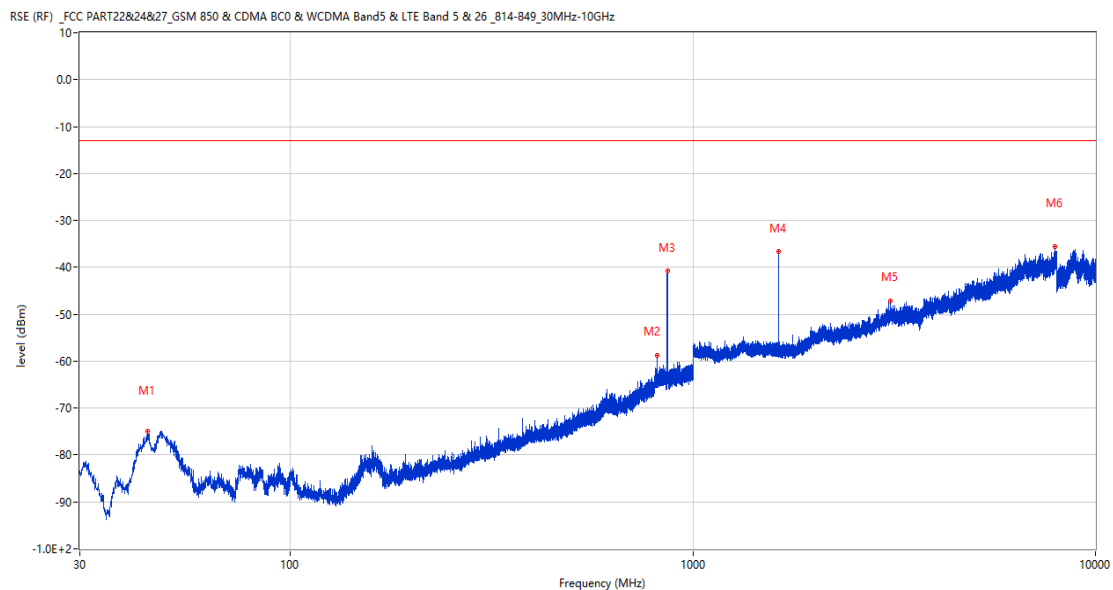
Frequency (MHz)	Result (dBm)	Factor (dB)	PK Limit (dBm)	Over Limit (dB)	Table (o)	ANT	EUT	Verdict
160.368	-70.66	-16.47	-13.0	-57.66	95.00	Horizontal	Vertical	Pass
816.767	-58.15	6.81	-13.0	-45.15	128.00	Horizontal	Vertical	N/A
863.812	-33.85	6.22	-13.0	-20.85	243.00	Horizontal	Vertical	N/A
2114.400	-52.38	0.12	-13.0	-39.38	164.00	Horizontal	Vertical	Pass
3906.000	-45.57	9.86	-13.0	-32.57	18.00	Horizontal	Vertical	Pass
8852.300	-36.02	20.33	-13.0	-23.02	278.00	Horizontal	Vertical	Pass

RSE-V&V LTE Band 26 (Part90) BW5 CH26740



Frequency (MHz)	Result (dBm)	Factor (dB)	PK Limit (dBm)	Over Limit (dB)	Table (o)	ANT	EUT	Verdict
47.703	-72.11	-16.14	-13.0	-59.11	185.00	Vertical	Vertical	Pass
816.864	-57.34	6.81	-13.0	-44.34	161.00	Vertical	Vertical	N/A
862.987	-40.81	6.24	-13.0	-27.81	104.00	Vertical	Vertical	N/A
2130.700	-51.59	-0.33	-13.0	-38.59	74.00	Vertical	Vertical	Pass
4512.000	-43.88	11.69	-13.0	-30.88	333.00	Vertical	Vertical	Pass
8851.401	-36.34	20.34	-13.0	-23.34	210.00	Vertical	Vertical	Pass

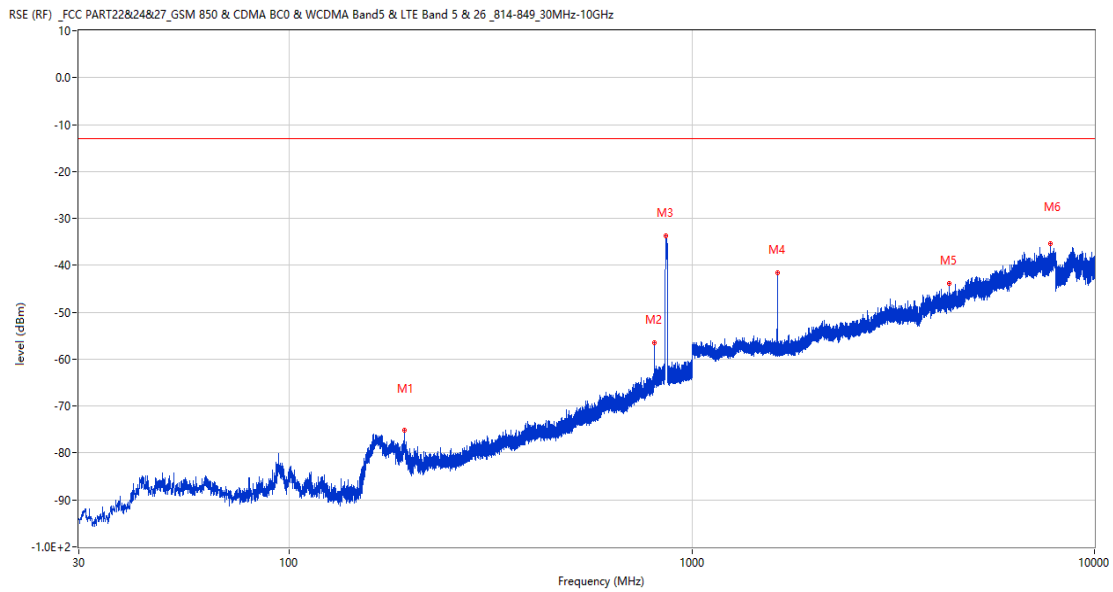
RSE-V&H LTE Band 26 (Part90) BW5 CH26740



Frequency (MHz)	Result (dBm)	Factor (dB)	PK Limit (dBm)	Over Limit (dB)	Table (o)	ANT	EUT	Verdict
44.114	-74.96	-16.57	-13.0	-61.96	13.00	Vertical	Horizontal	Pass
816.815	-58.74	6.81	-13.0	-45.74	103.00	Vertical	Horizontal	N/A
863.909	-40.80	6.23	-13.0	-27.80	107.00	Vertical	Horizontal	N/A
1634.600	-36.55	-3.86	-13.0	-23.55	15.00	Vertical	Horizontal	Pass
3090.250	-47.09	6.88	-13.0	-34.09	249.00	Vertical	Horizontal	Pass
7932.750	-35.66	18.74	-13.0	-22.66	156.00	Vertical	Horizontal	Pass

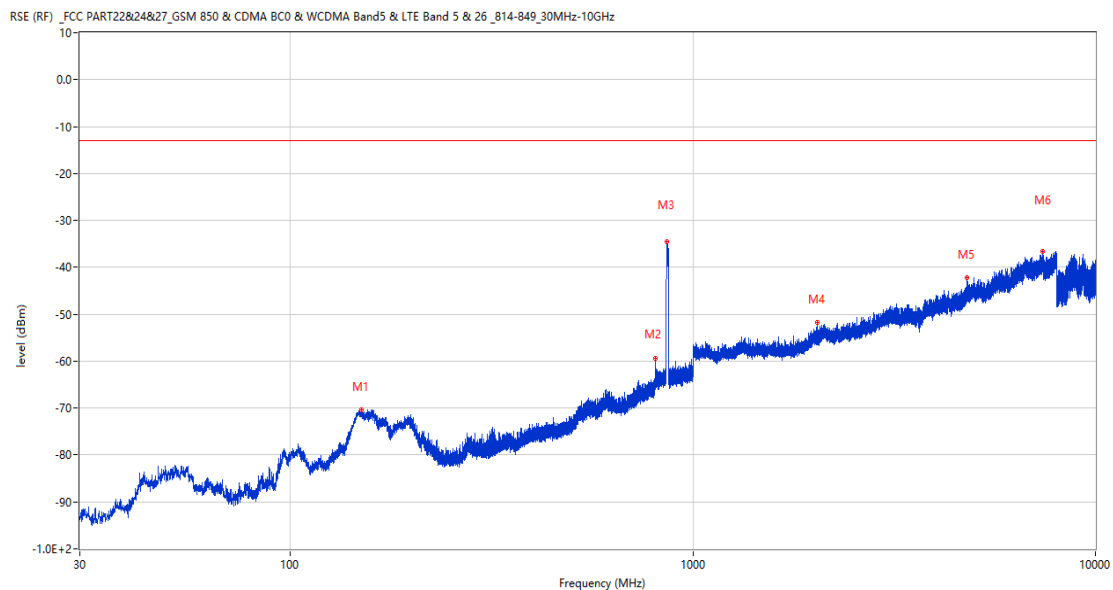
12.4 LTE Band 26 (Part90) BW10, Middle Channel

RSE-H&H LTE Band 26 (Part90) BW10 CH26740



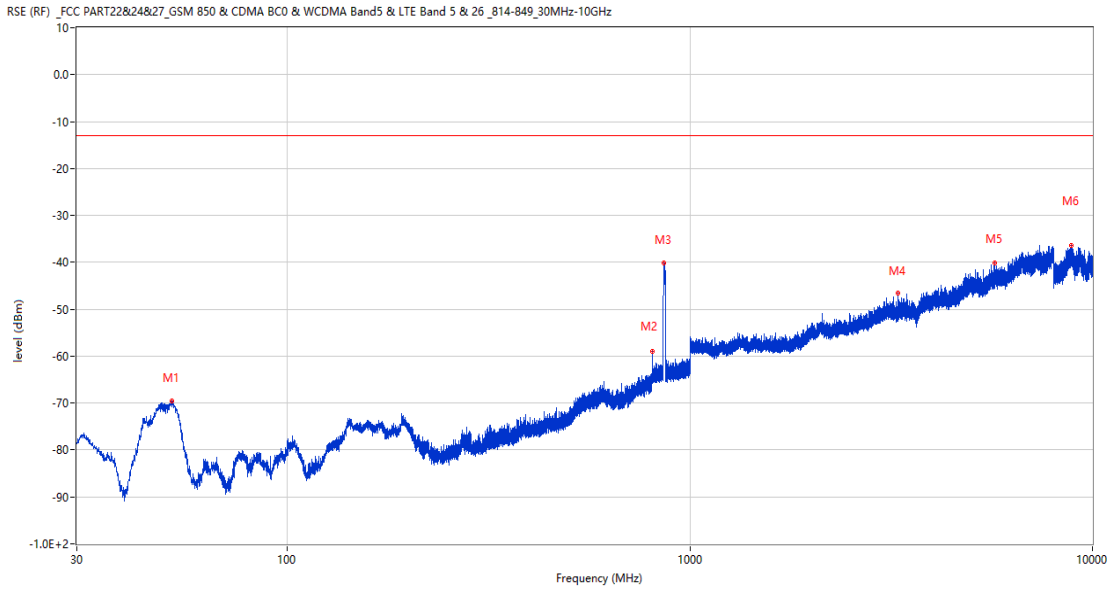
Frequency (MHz)	Result (dBm)	Factor (dB)	PK Limit (dBm)	Over Limit (dB)	Table (o)	ANT	EUT	Verdict
192.912	-75.22	-14.17	-13.0	-62.22	244.00	Horizontal	Horizontal	Pass
807.794	-56.48	6.05	-13.0	-43.48	280.00	Horizontal	Horizontal	N/A
859.932	-33.64	6.19	-13.0	-20.64	255.00	Horizontal	Horizontal	N/A
1629.900	-41.61	-3.84	-13.0	-28.61	9.00	Horizontal	Horizontal	Pass
4358.000	-43.96	10.89	-13.0	-30.96	249.00	Horizontal	Horizontal	Pass
7784.000	-35.34	18.24	-13.0	-22.34	280.00	Horizontal	Horizontal	Pass

RSE-H&V LTE Band 26 (Part90) BW10 CH26740



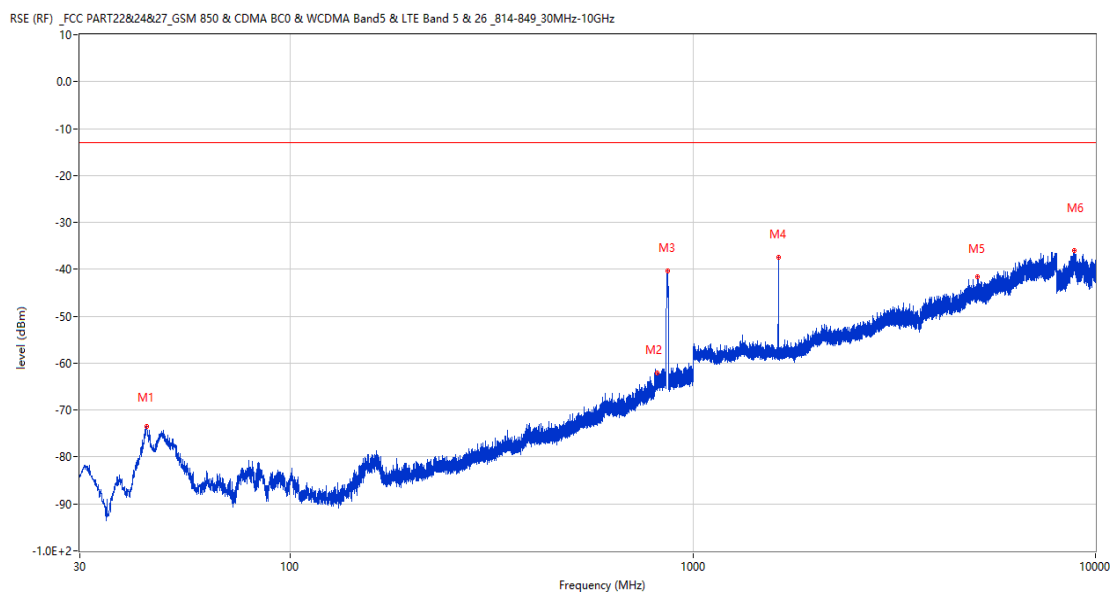
Frequency (MHz)	Result (dBm)	Factor (dB)	PK Limit (dBm)	Over Limit (dB)	Table (o)	ANT	EUT	Verdict
150.086	-70.37	-18.54	-13.0	-57.37	96.00	Horizontal	Vertical	Pass
808.134	-59.43	6.42	-13.0	-46.43	322.00	Horizontal	Vertical	N/A
860.902	-34.48	6.26	-13.0	-21.48	241.00	Horizontal	Vertical	N/A
2039.300	-51.81	-0.79	-13.0	-38.81	117.00	Horizontal	Vertical	Pass
4803.000	-42.17	12.61	-13.0	-29.17	249.00	Horizontal	Vertical	Pass
7392.250	-36.60	17.67	-13.0	-23.60	115.00	Horizontal	Vertical	Pass

RSE-V&V LTE Band 26 (Part90) BW10 CH26740



Frequency (MHz)	Result (dBm)	Factor (dB)	PK Limit (dBm)	Over Limit (dB)	Table (o)	ANT	EUT	Verdict
51.631	-69.48	-16.43	-13.0	-56.48	236.00	Vertical	Vertical	Pass
807.843	-59.04	6.10	-13.0	-46.04	90.00	Vertical	Vertical	N/A
860.951	-40.13	6.26	-13.0	-27.13	110.00	Vertical	Vertical	N/A
3292.250	-46.55	6.39	-13.0	-33.55	31.00	Vertical	Vertical	Pass
5711.000	-40.08	13.35	-13.0	-27.08	249.00	Vertical	Vertical	Pass
8844.500	-36.44	20.27	-13.0	-23.44	296.00	Vertical	Vertical	Pass

RSE-V&H LTE Band 26 (Part90) BW10 CH26740

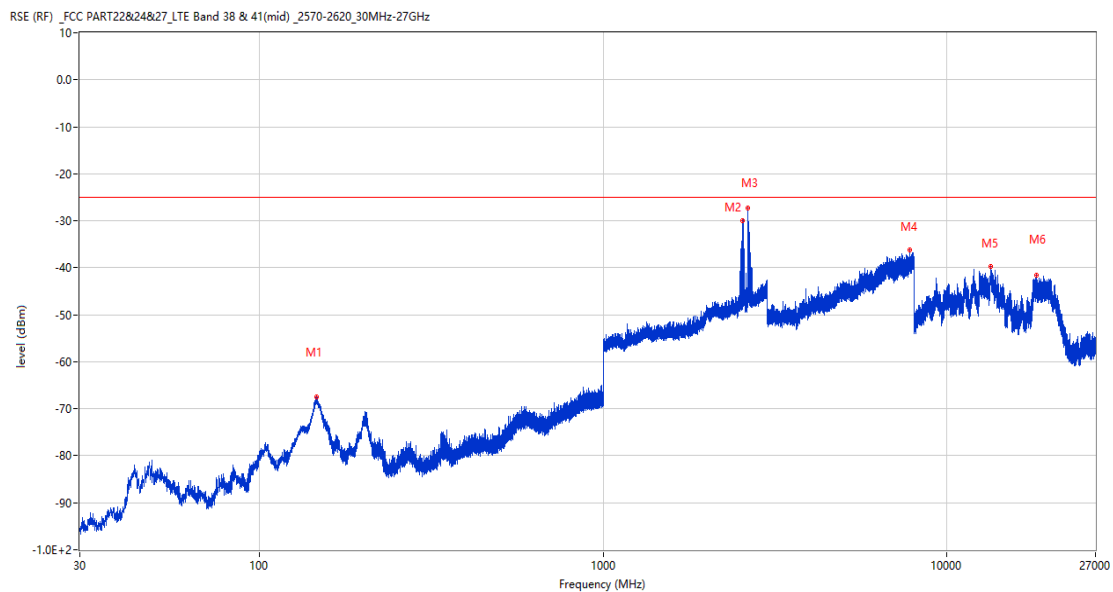


Frequency (MHz)	Result (dBm)	Factor (dB)	PK Limit (dBm)	Over Limit (dB)	Table (o)	ANT	EUT	Verdict
43.919	-73.57	-16.40	-13.0	-60.57	19.00	Vertical	Horizontal	Pass
814.342	-62.14	6.80	-13.0	-49.14	189.00	Vertical	Horizontal	N/A
865.073	-40.32	6.19	-13.0	-27.32	164.00	Vertical	Horizontal	N/A
1629.900	-37.51	-3.84	-13.0	-24.51	9.00	Vertical	Horizontal	Pass
5090.000	-41.53	12.61	-13.0	-28.53	246.00	Vertical	Horizontal	Pass
8852.200	-36.08	20.33	-13.0	-23.08	284.00	Vertical	Horizontal	Pass

13 LTE Band 38

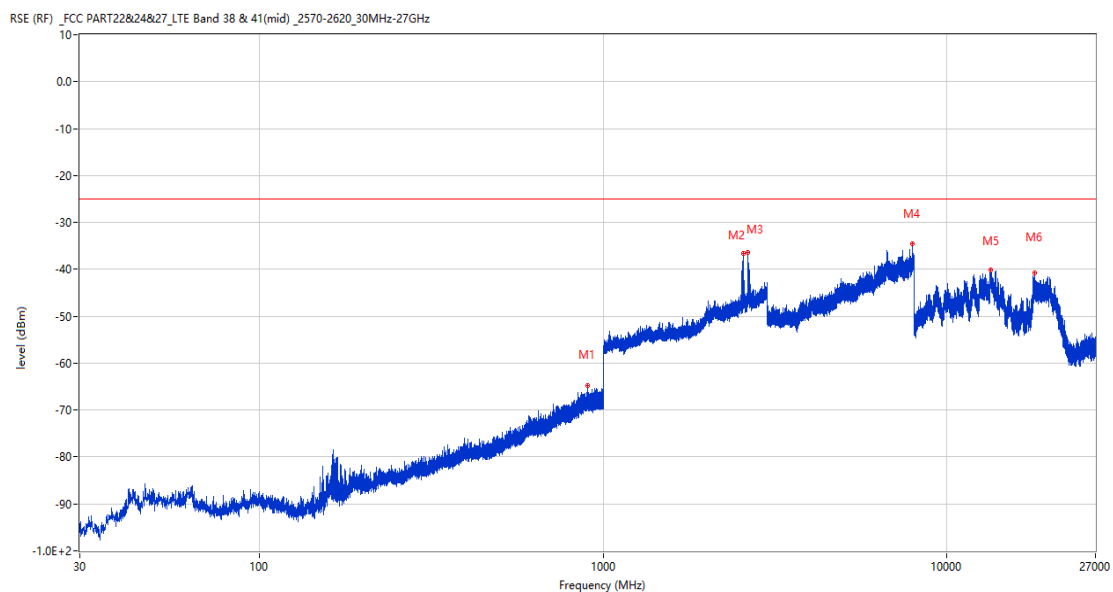
13.1 LTE Band 38 BW5, Middle Channel

RSE-H&H LTE Band 38 BW5 CH38000



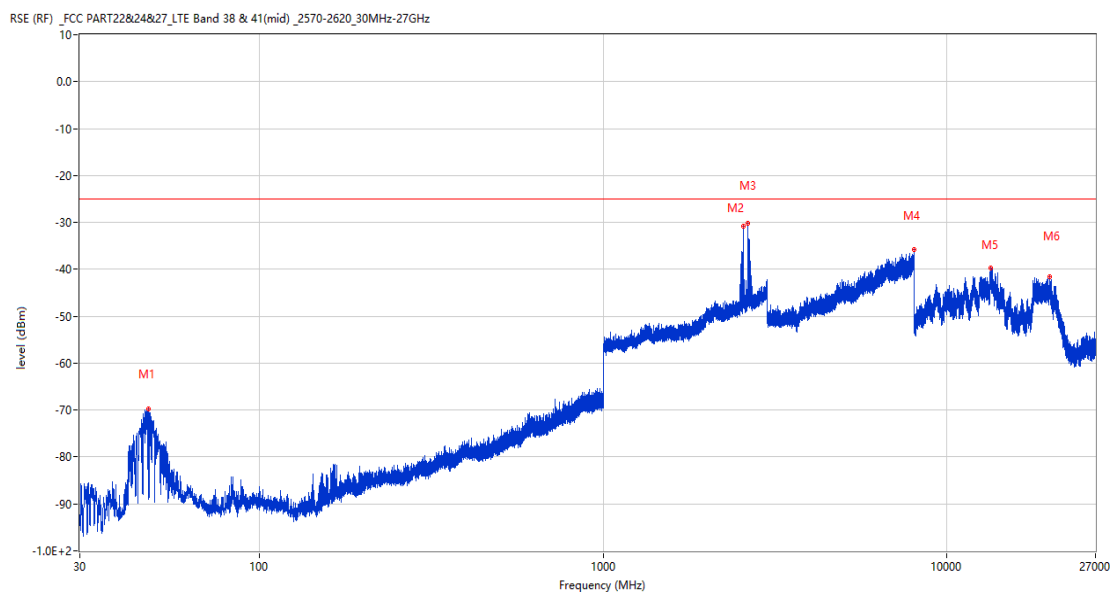
Frequency (MHz)	Result (dBm)	Factor (dB)	PK Limit (dBm)	Over Limit (dB)	Table (o)	ANT	EUT	Verdict
146.642	-67.44	-20.63	-25.0	-42.44	71.00	Horizontal	Horizontal	Pass
2544.200	-30.08	6.77	-25.0	-5.08	356.00	Horizontal	Horizontal	N/A
2628.400	-27.28	9.00	-25.0	-2.28	20.00	Horizontal	Horizontal	N/A
7791.250	-36.12	18.31	-25.0	-11.12	50.00	Horizontal	Horizontal	Pass
13389.975	-39.63	16.92	-25.0	-14.63	360.00	Horizontal	Horizontal	Pass
18137.698	-41.56	12.86	-25.0	-16.56	186.00	Horizontal	Horizontal	Pass

RSE-H&V LTE Band 38 BW5 CH38000

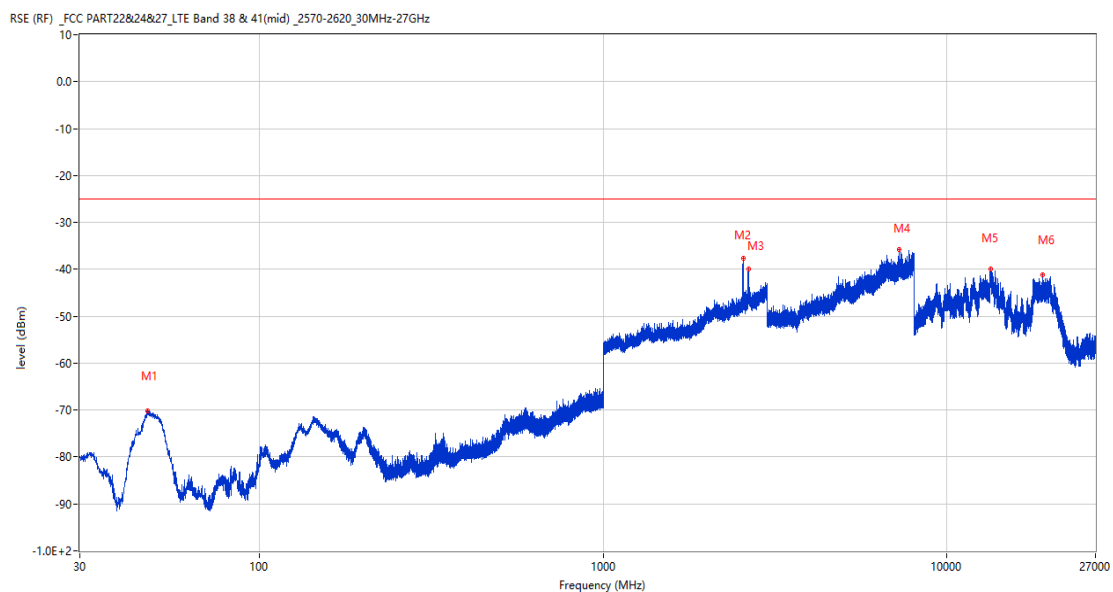


Frequency (MHz)	Result (dBm)	Factor (dB)	PK Limit (dBm)	Over Limit (dB)	Table (o)	ANT	EUT	Verdict
900.430	-64.85	2.27	-25.0	-39.85	360.00	Horizontal	Vertical	Pass
2552.500	-36.60	8.29	-25.0	-11.60	199.00	Horizontal	Vertical	N/A
2632.900	-36.39	8.97	-25.0	-11.39	0.00	Horizontal	Vertical	N/A
7940.250	-34.62	18.98	-25.0	-9.62	256.00	Horizontal	Vertical	Pass
13352.175	-40.08	16.56	-25.0	-15.08	263.00	Horizontal	Vertical	Pass
17964.036	-40.67	13.74	-25.0	-15.67	331.00	Horizontal	Vertical	Pass

RSE-V&V LTE Band 38 BW5 CH38000



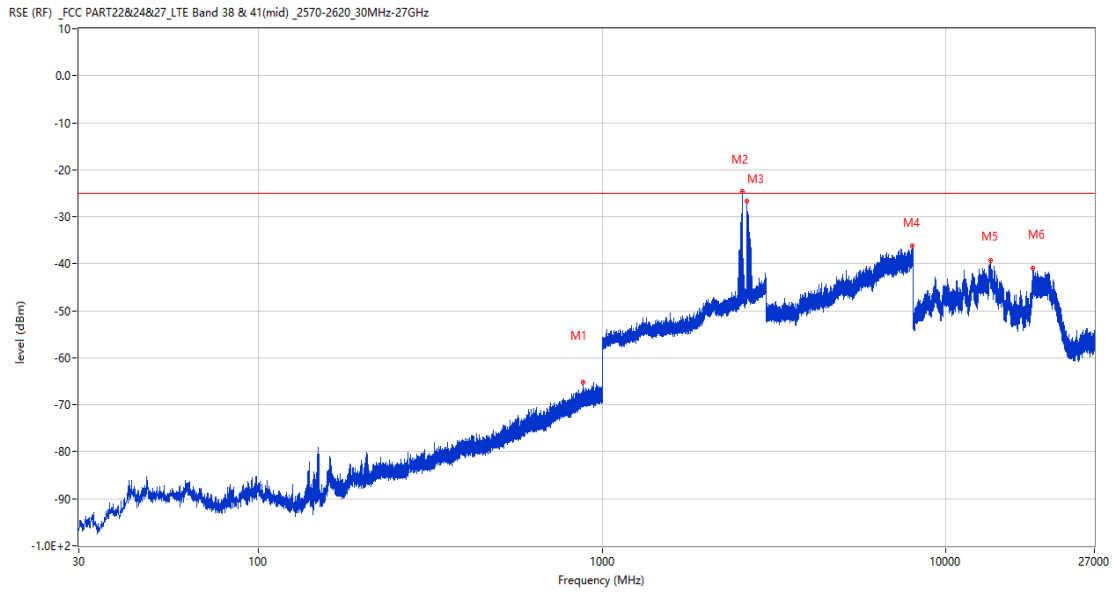
Frequency (MHz)	Result (dBm)	Factor (dB)	PK Limit (dBm)	Over Limit (dB)	Table (o)	ANT	EUT	Verdict
47.460	-69.77	-17.03	-25.0	-44.77	242.00	Vertical	Vertical	Pass
2555.200	-30.80	8.19	-25.0	-5.80	328.00	Vertical	Vertical	N/A
2632.300	-30.10	9.03	-25.0	-5.10	337.00	Vertical	Vertical	N/A
7994.750	-35.83	18.73	-25.0	-10.83	84.00	Vertical	Vertical	Pass
13379.213	-39.80	16.81	-25.0	-14.80	150.00	Vertical	Vertical	Pass
19855.350	-41.59	12.94	-25.0	-16.59	299.00	Vertical	Vertical	Pass

RSE-V&H LTE Band 38 BW5 CH38000


Frequency (MHz)	Result (dBm)	Factor (dB)	PK Limit (dBm)	Over Limit (dB)	Table (o)	ANT	EUT	Verdict
47.120	-70.16	-16.99	-25.0	-45.16	352.00	Vertical	Horizontal	Pass
2557.500	-37.68	8.22	-25.0	-12.68	100.00	Vertical	Horizontal	N/A
2641.900	-39.86	8.76	-25.0	-14.86	59.00	Vertical	Horizontal	N/A
7254.750	-35.77	17.68	-25.0	-10.77	132.00	Vertical	Horizontal	Pass
13389.187	-39.87	16.91	-25.0	-14.87	283.00	Vertical	Horizontal	Pass
18937.801	-41.18	12.90	-25.0	-16.18	0.00	Vertical	Horizontal	Pass

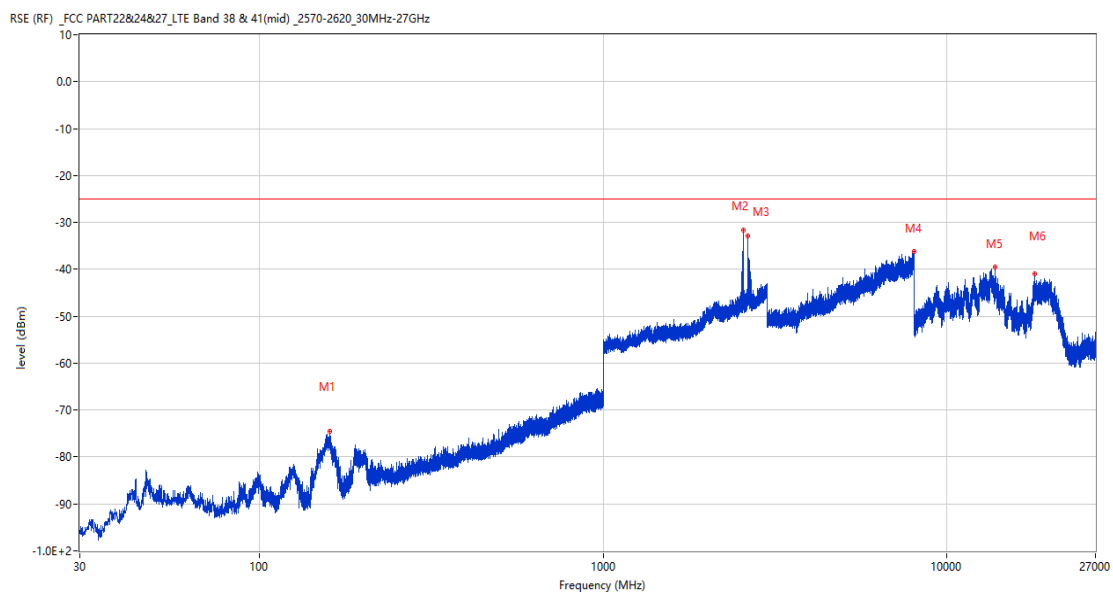
13.2 LTE Band 38 BW10, Middle Channel

RSE-H&H LTE Band 38 BW10 CH38000



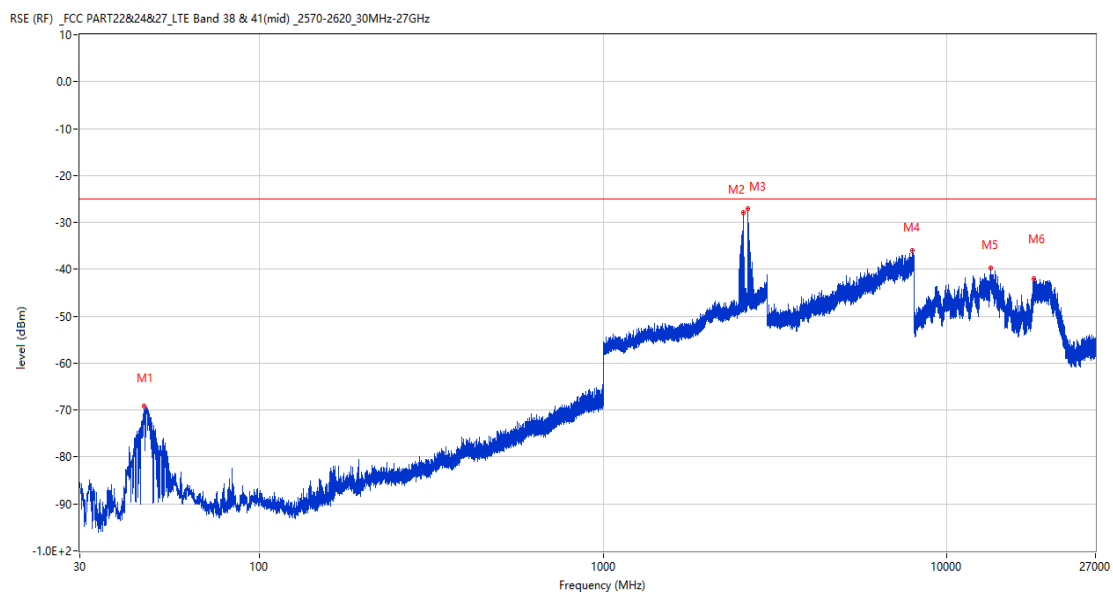
Frequency (MHz)	Result (dBm)	Factor (dB)	PK Limit (dBm)	Over Limit (dB)	Table (o)	ANT	EUT	Verdict
878.653	-65.23	2.23	-25.0	-40.23	56.00	Horizontal	Horizontal	Pass
2554.800	-24.53	8.26	-25.0	0.47	0.00	Horizontal	Horizontal	N/A
2634.900	-26.57	8.82	-25.0	-1.57	360.00	Horizontal	Horizontal	N/A
7948.500	-36.13	18.71	-25.0	-11.13	156.00	Horizontal	Horizontal	Pass
13473.188	-39.37	15.66	-25.0	-14.37	81.00	Horizontal	Horizontal	Pass
17916.787	-40.93	13.29	-25.0	-15.93	304.00	Horizontal	Horizontal	Pass

RSE-H&V LTE Band 38 BW10 CH38000



Frequency (MHz)	Result (dBm)	Factor (dB)	PK Limit (dBm)	Over Limit (dB)	Table (o)	ANT	EUT	Verdict
160.222	-74.49	-18.21	-25.0	-49.49	74.00	Horizontal	Vertical	Pass
2556.100	-31.73	8.20	-25.0	-6.73	198.00	Horizontal	Vertical	N/A
2632.200	-32.82	9.03	-25.0	-7.82	42.00	Horizontal	Vertical	N/A
7993.750	-36.24	18.63	-25.0	-11.24	156.00	Horizontal	Vertical	Pass
13808.663	-39.53	16.81	-25.0	-14.53	349.00	Horizontal	Vertical	Pass
17936.738	-40.91	13.77	-25.0	-15.91	14.00	Horizontal	Vertical	Pass

RSE-V&V LTE Band 38 BW10 CH38000



Frequency (MHz)	Result (dBm)	Factor (dB)	PK Limit (dBm)	Over Limit (dB)	Table (o)	ANT	EUT	Verdict
46.199	-69.13	-17.20	-25.0	-44.13	225.00	Vertical	Vertical	Pass
2553.000	-27.84	8.35	-25.0	-2.84	265.00	Vertical	Vertical	N/A
2635.600	-27.06	8.92	-25.0	-2.06	248.00	Vertical	Vertical	N/A
7945.500	-36.09	18.80	-25.0	-11.09	274.00	Vertical	Vertical	Pass
13392.338	-39.75	16.94	-25.0	-14.75	360.00	Vertical	Vertical	Pass
17910.749	-41.90	13.15	-25.0	-16.90	240.00	Vertical	Vertical	Pass

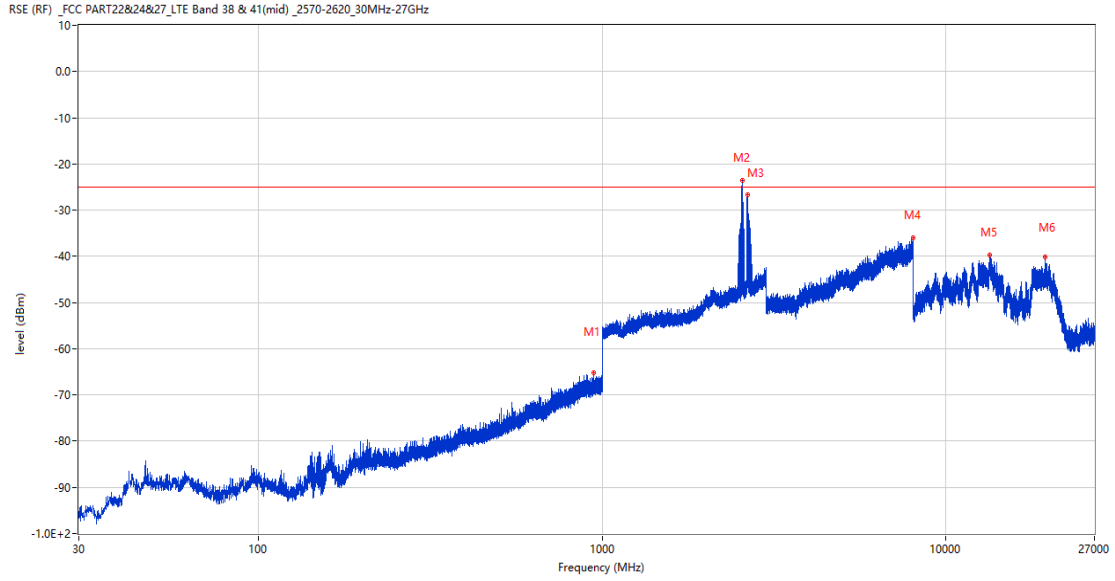
RSE-V&H LTE Band 38 BW10 CH38000



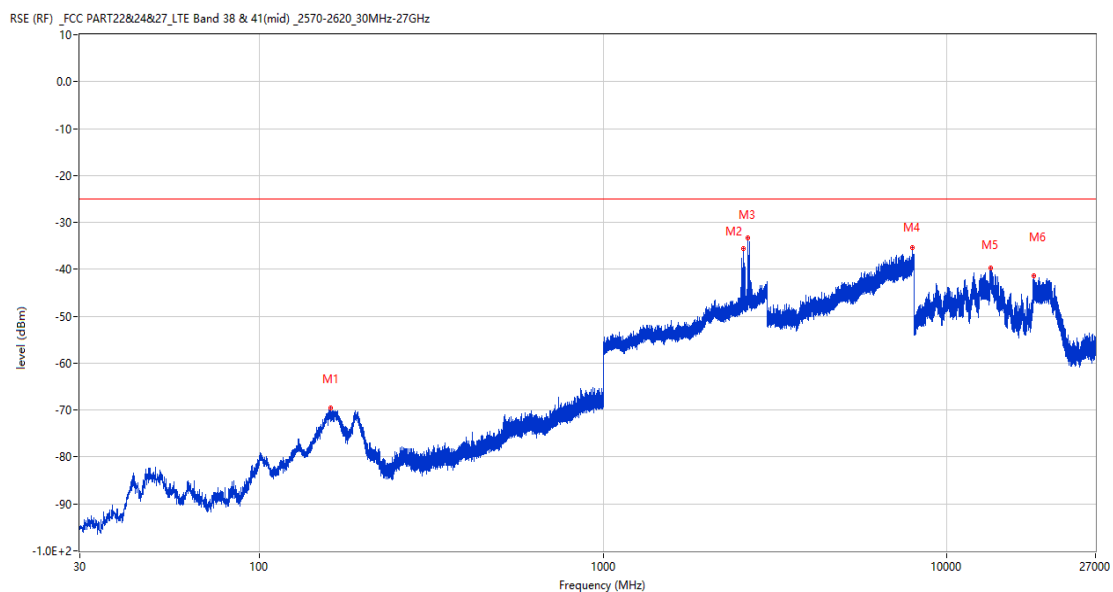
Frequency (MHz)	Result (dBm)	Factor (dB)	PK Limit (dBm)	Over Limit (dB)	Table (o)	ANT	EUT	Verdict
47.363	-68.42	-17.02	-25.0	-43.42	338.00	Vertical	Horizontal	Pass
2560.200	-35.01	8.25	-25.0	-10.01	97.00	Vertical	Horizontal	N/A
2652.100	-37.91	8.83	-25.0	-12.91	72.00	Vertical	Horizontal	N/A
7933.750	-36.19	18.81	-25.0	-11.19	205.00	Vertical	Horizontal	Pass
13377.375	-37.96	16.80	-25.0	-12.96	351.00	Vertical	Horizontal	Pass
17911.011	-41.64	13.15	-25.0	-16.64	329.00	Vertical	Horizontal	Pass

13.3 LTE Band 38 BW15, Middle Channel

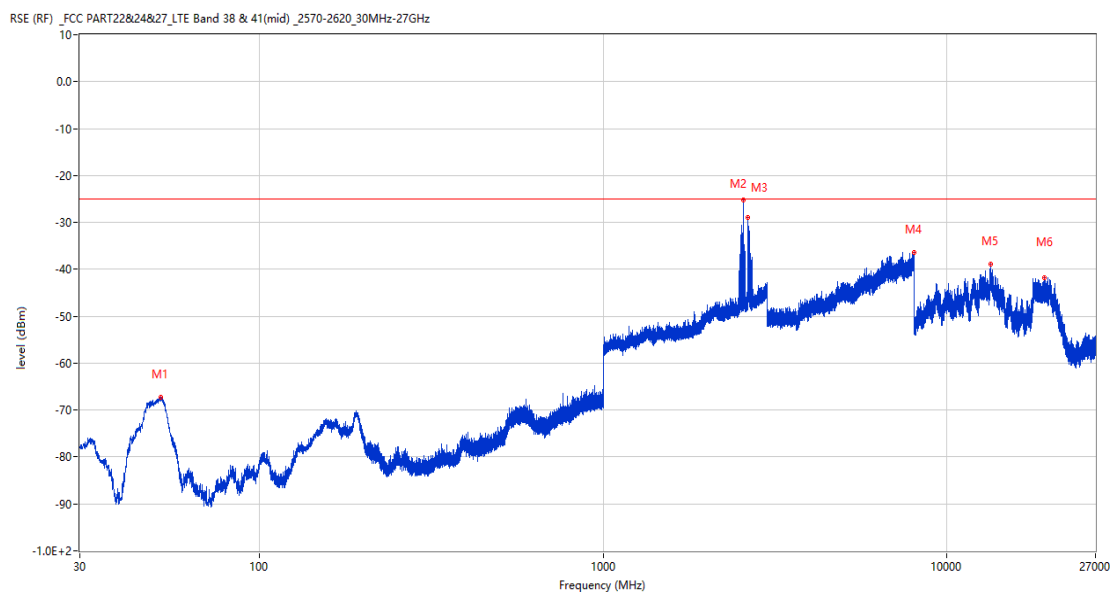
RSE-H&H LTE Band 38 BW15 CH38000



Frequency (MHz)	Result (dBm)	Factor (dB)	PK Limit (dBm)	Over Limit (dB)	Table (o)	ANT	EUT	Verdict
943.740	-65.26	2.67	-25.0	-40.26	322.00	Horizontal	Horizontal	Pass
2562.100	-23.58	8.27	-25.0	1.42	0.00	Horizontal	Horizontal	N/A
2647.200	-26.76	9.24	-25.0	-1.76	360.00	Horizontal	Horizontal	N/A
7994.750	-36.08	18.73	-25.0	-11.08	0.00	Horizontal	Horizontal	Pass
13375.275	-39.76	16.78	-25.0	-14.76	82.00	Horizontal	Horizontal	Pass
19376.099	-40.14	12.92	-25.0	-15.14	301.00	Horizontal	Horizontal	Pass

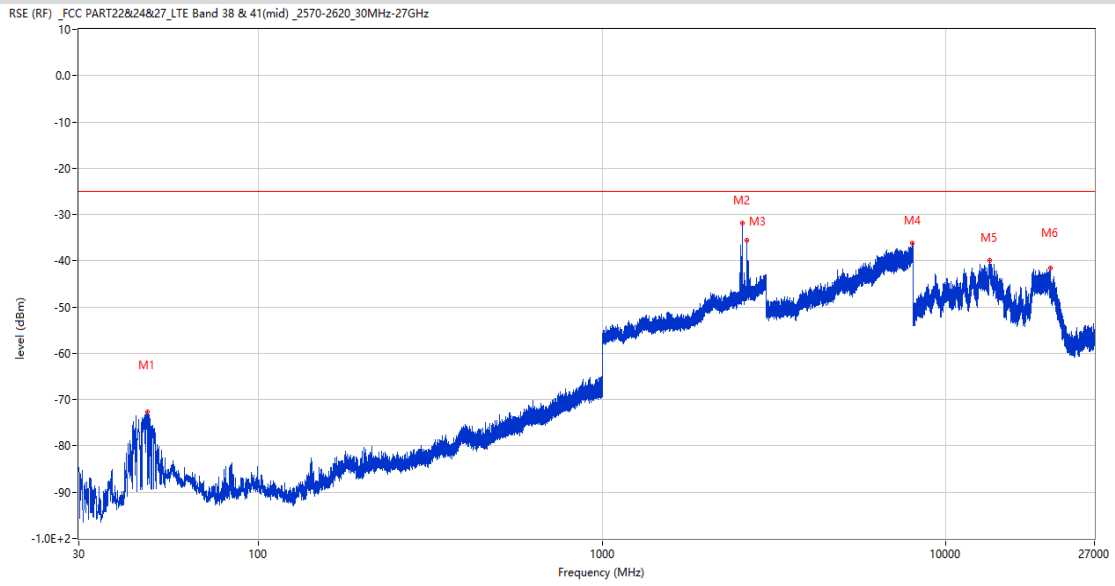
RSE-H&V LTE Band 38 BW15 CH38000


Frequency (MHz)	Result (dBm)	Factor (dB)	PK Limit (dBm)	Over Limit (dB)	Table (o)	ANT	EUT	Verdict
161.387	-69.61	-18.22	-25.0	-44.61	66.00	Horizontal	Vertical	Pass
2557.800	-35.55	8.22	-25.0	-10.55	199.00	Horizontal	Vertical	N/A
2629.400	-33.30	9.01	-25.0	-8.30	53.00	Horizontal	Vertical	N/A
7924.000	-35.42	18.33	-25.0	-10.42	270.00	Horizontal	Vertical	Pass
13412.813	-39.80	16.73	-25.0	-14.80	360.00	Horizontal	Vertical	Pass
17904.450	-41.43	13.00	-25.0	-16.43	264.00	Horizontal	Vertical	Pass

RSE-V&V LTE Band 38 BW15 CH38000


Frequency (MHz)	Result (dBm)	Factor (dB)	PK Limit (dBm)	Over Limit (dB)	Table (o)	ANT	EUT	Verdict
51.534	-67.22	-17.46	-25.0	-42.22	197.00	Vertical	Vertical	Pass
2561.700	-25.24	8.27	-25.0	-0.24	346.00	Vertical	Vertical	N/A
2631.800	-28.93	9.03	-25.0	-3.93	298.00	Vertical	Vertical	N/A
8000.000	-36.42	19.04	-25.0	-11.42	360.00	Vertical	Vertical	Pass
13387.088	-38.81	16.89	-25.0	-13.81	172.00	Vertical	Vertical	Pass
19226.700	-41.85	12.91	-25.0	-16.85	163.00	Vertical	Vertical	Pass

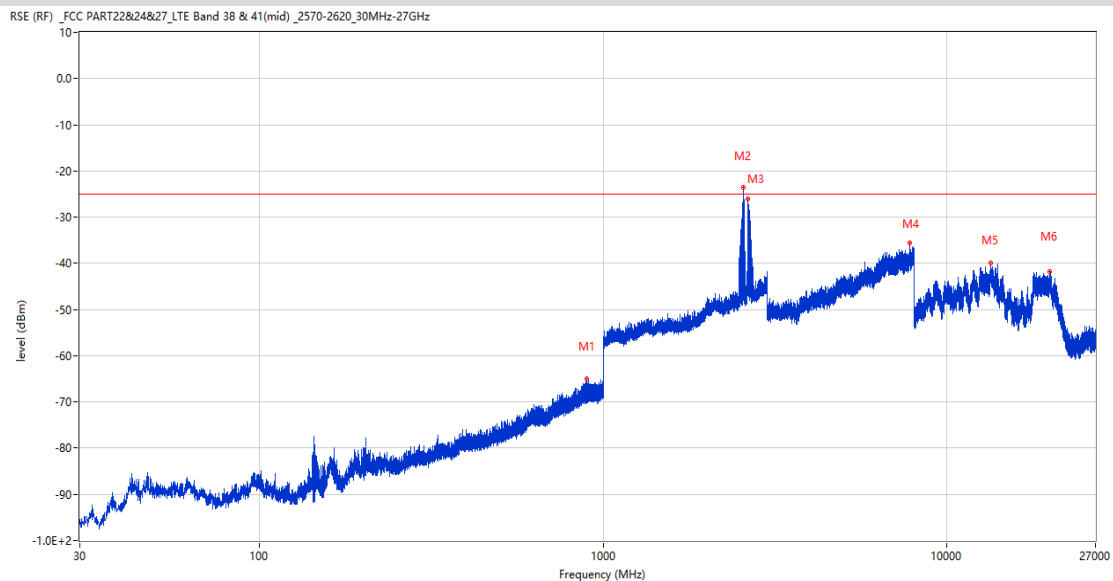
RSE-V&H LTE Band 38 BW15 CH38000



Frequency (MHz)	Result (dBm)	Factor (dB)	PK Limit (dBm)	Over Limit (dB)	Table (o)	ANT	EUT	Verdict
47.460	-72.73	-17.03	-25.0	-47.73	198.00	Vertical	Horizontal	Pass
2560.300	-31.84	8.25	-25.0	-6.84	60.00	Vertical	Horizontal	N/A
2631.900	-35.64	9.03	-25.0	-10.64	69.00	Vertical	Horizontal	N/A
7965.000	-36.17	18.05	-25.0	-11.17	335.00	Vertical	Horizontal	Pass
13385.775	-39.91	16.88	-25.0	-14.91	62.00	Vertical	Horizontal	Pass
20113.199	-41.56	12.96	-25.0	-16.56	343.00	Vertical	Horizontal	Pass

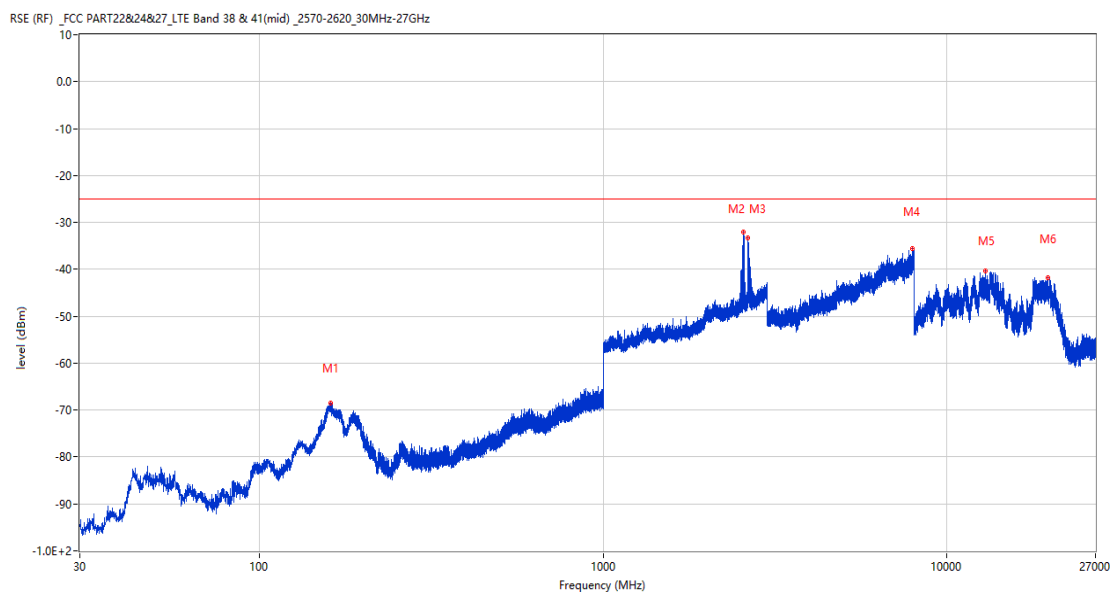
13.4 LTE Band 38 BW20, Middle Channel

RSE-H&H LTE Band 38 BW20 CH38000



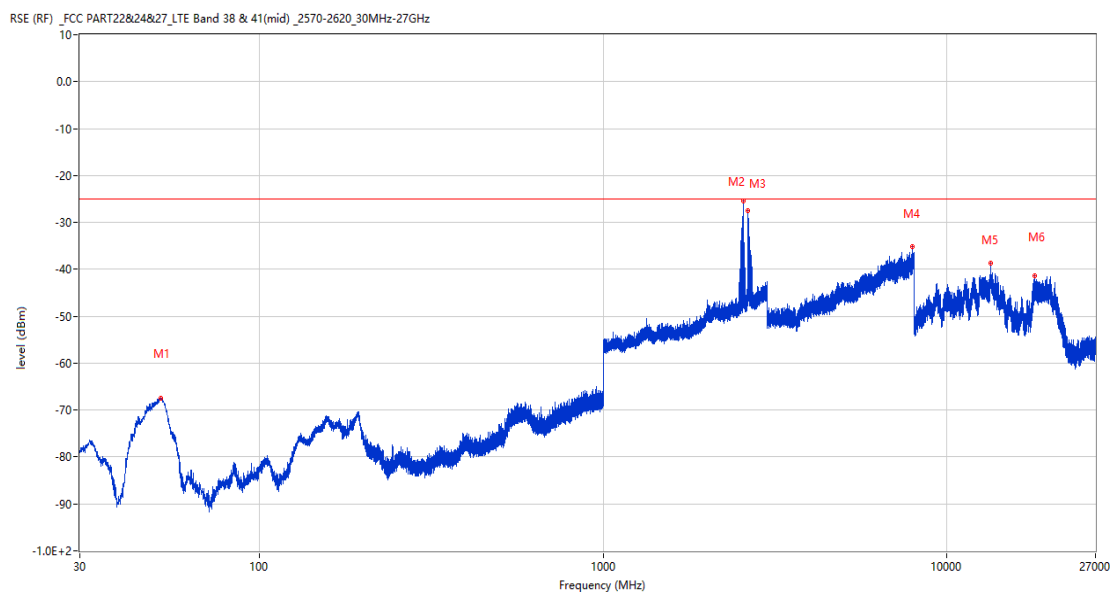
Frequency (MHz)	Result (dBm)	Factor (dB)	PK Limit (dBm)	Over Limit (dB)	Table (o)	ANT	EUT	Verdict
892.524	-65.00	2.27	-25.0	-40.00	108.00	Horizontal	Horizontal	Pass
2561.000	-23.49	8.26	-25.0	1.51	360.00	Horizontal	Horizontal	N/A
2629.200	-26.13	9.00	-25.0	-1.13	258.00	Horizontal	Horizontal	N/A
7792.750	-35.56	18.16	-25.0	-10.56	325.00	Horizontal	Horizontal	Pass
13396.013	-39.94	16.97	-25.0	-14.94	221.00	Horizontal	Horizontal	Pass
19862.999	-41.78	12.95	-25.0	-16.78	73.00	Horizontal	Horizontal	Pass

RSE-H&V LTE Band 38 BW20 CH38000

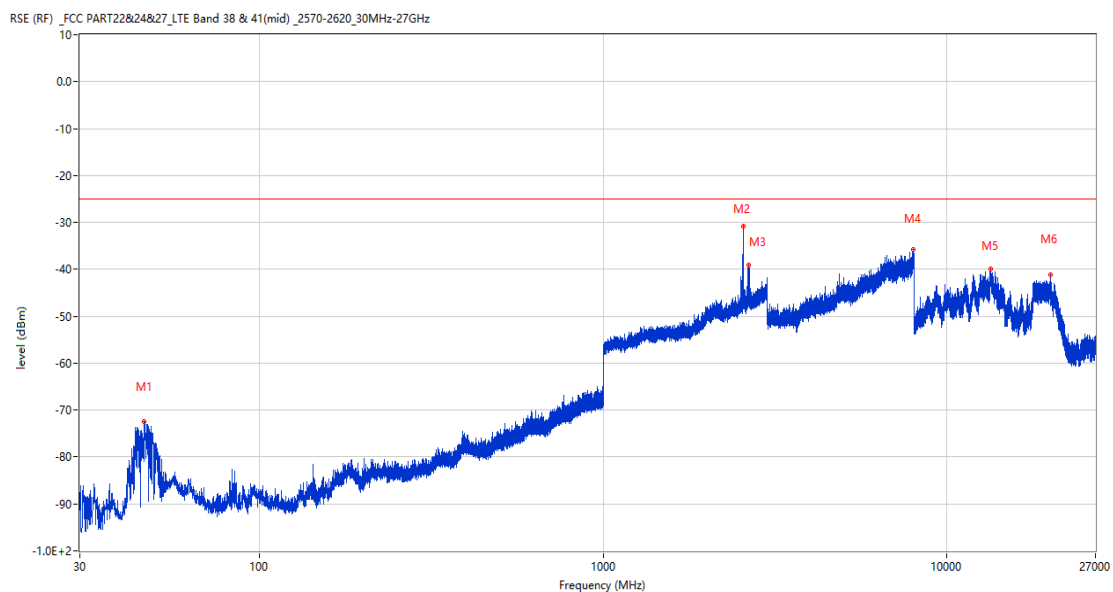


Frequency (MHz)	Result (dBm)	Factor (dB)	PK Limit (dBm)	Over Limit (dB)	Table (o)	ANT	EUT	Verdict
160.853	-68.51	-18.20	-25.0	-43.51	63.00	Horizontal	Vertical	Pass
2555.700	-32.09	8.19	-25.0	-7.09	46.00	Horizontal	Vertical	N/A
2631.400	-33.30	9.02	-25.0	-8.30	22.00	Horizontal	Vertical	N/A
7937.000	-35.55	18.95	-25.0	-10.55	336.00	Horizontal	Vertical	Pass
12940.049	-40.40	14.82	-25.0	-15.40	284.00	Horizontal	Vertical	Pass
19588.499	-41.78	12.93	-25.0	-16.78	30.00	Horizontal	Vertical	Pass

RSE-V&V LTE Band 38 BW20 CH38000



Frequency (MHz)	Result (dBm)	Factor (dB)	PK Limit (dBm)	Over Limit (dB)	Table (o)	ANT	EUT	Verdict
51.728	-67.53	-17.46	-25.0	-42.53	227.00	Vertical	Vertical	Pass
2559.800	-25.43	8.25	-25.0	-0.43	3.00	Vertical	Vertical	N/A
2632.000	-27.58	9.03	-25.0	-2.58	249.00	Vertical	Vertical	N/A
7927.000	-35.12	18.44	-25.0	-10.12	20.00	Vertical	Vertical	Pass
13359.787	-38.77	16.63	-25.0	-13.77	174.00	Vertical	Vertical	Pass
17943.038	-41.44	13.92	-25.0	-16.44	220.00	Vertical	Vertical	Pass

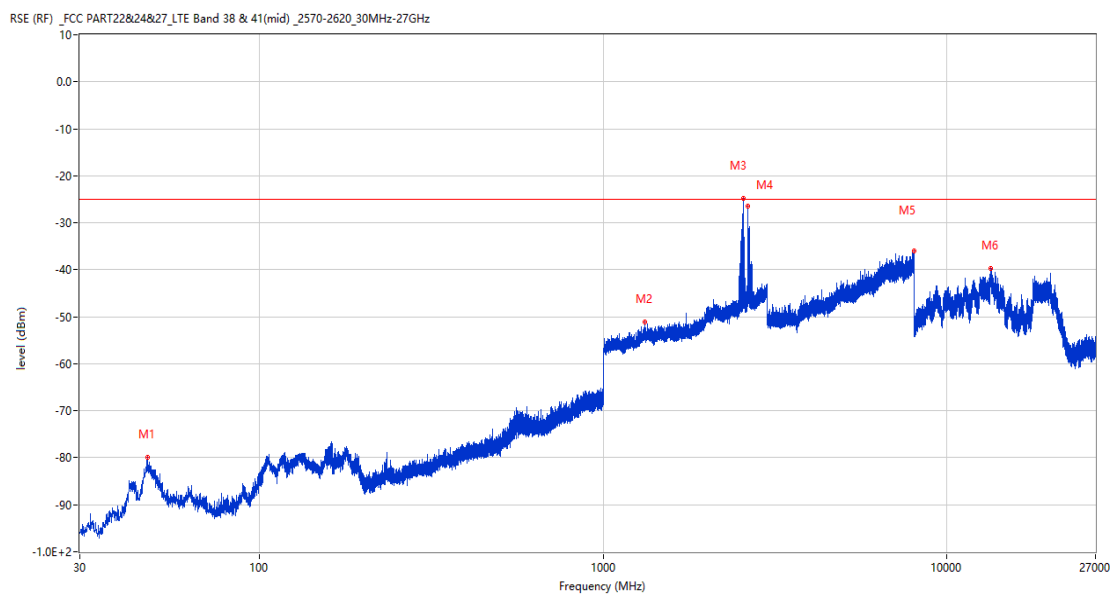
RSE-V&H LTE Band 38 BW20 CH38000


Frequency (MHz)	Result (dBm)	Factor (dB)	PK Limit (dBm)	Over Limit (dB)	Table (o)	ANT	EUT	Verdict
46.102	-72.45	-17.22	-25.0	-47.45	32.00	Vertical	Horizontal	Pass
2558.400	-30.78	8.23	-25.0	-5.78	62.00	Vertical	Horizontal	N/A
2640.600	-39.11	8.86	-25.0	-14.11	127.00	Vertical	Horizontal	N/A
7988.250	-35.77	18.30	-25.0	-10.77	294.00	Vertical	Horizontal	Pass
13376.850	-39.99	16.79	-25.0	-14.99	239.00	Vertical	Horizontal	Pass
20003.400	-41.20	12.95	-25.0	-16.20	0.00	Vertical	Horizontal	Pass

14 LTE Band 41

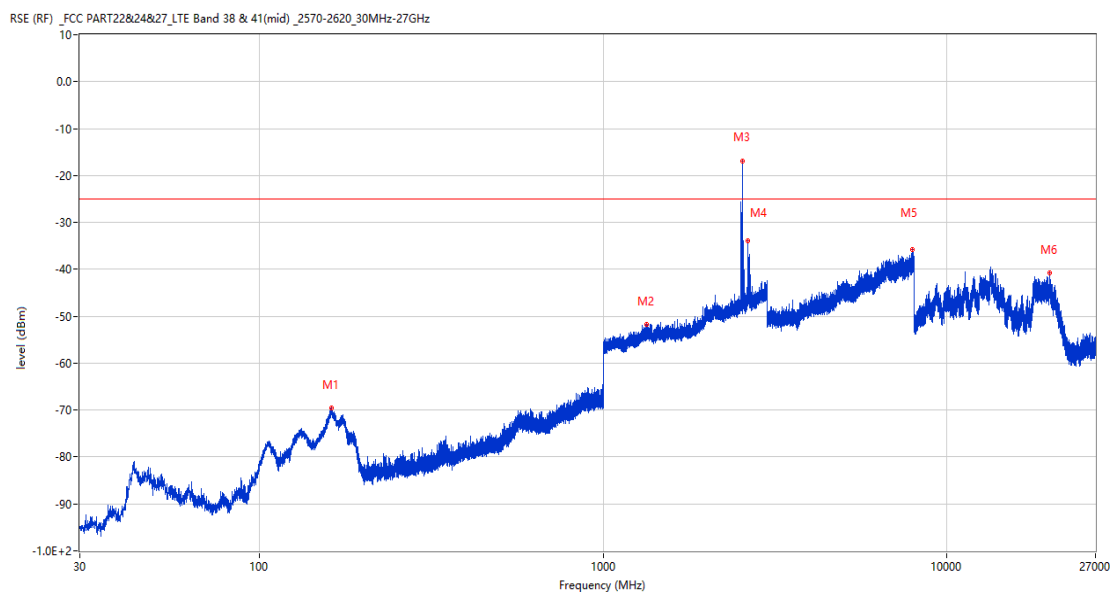
14.1 LTE Band 41 BW5, Middle Channel

RSE-H&H LTE Band 41 BW5 CH40620



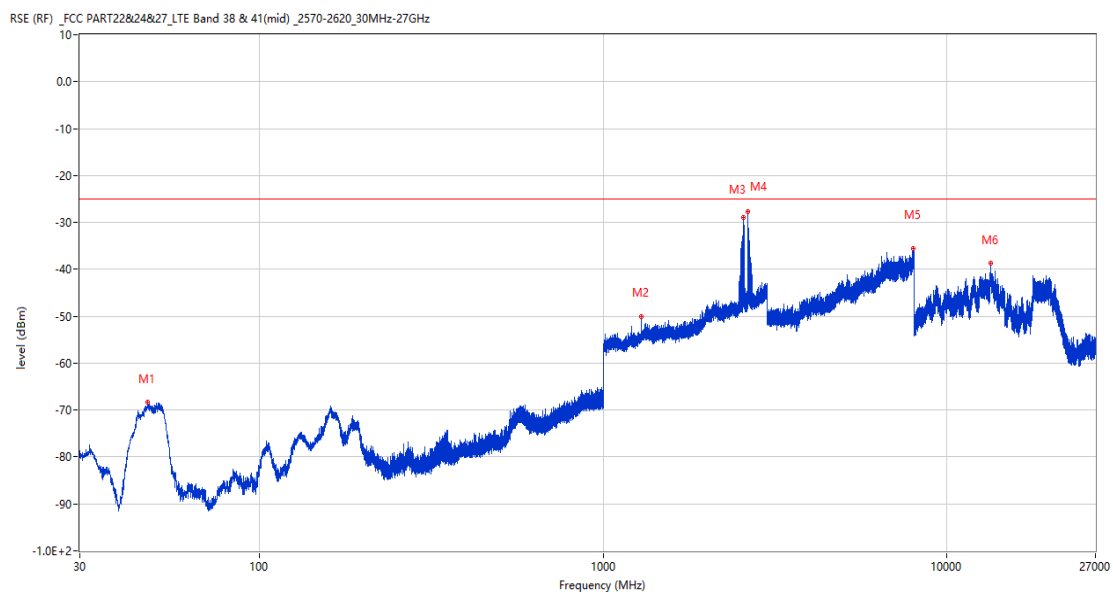
Frequency (MHz)	Result (dBm)	Factor (dB)	PK Limit (dBm)	Over Limit (dB)	Table (o)	ANT	EUT	Verdict
47.218	-79.87	-17.00	-25.0	-54.87	301.00	Horizontal	Horizontal	Pass
1322.800	-51.17	0.62	-25.0	-26.17	311.00	Horizontal	Horizontal	Pass
2558.200	-24.87	8.23	-25.0	0.13	351.00	Horizontal	Horizontal	N/A
2637.900	-26.47	9.09	-25.0	-1.47	360.00	Horizontal	Horizontal	N/A
7994.000	-35.93	18.66	-25.0	-10.93	37.00	Horizontal	Horizontal	Pass
13368.713	-39.70	16.72	-25.0	-14.70	240.00	Horizontal	Horizontal	Pass

RSE-H&V LTE Band 41 BW5 CH40620



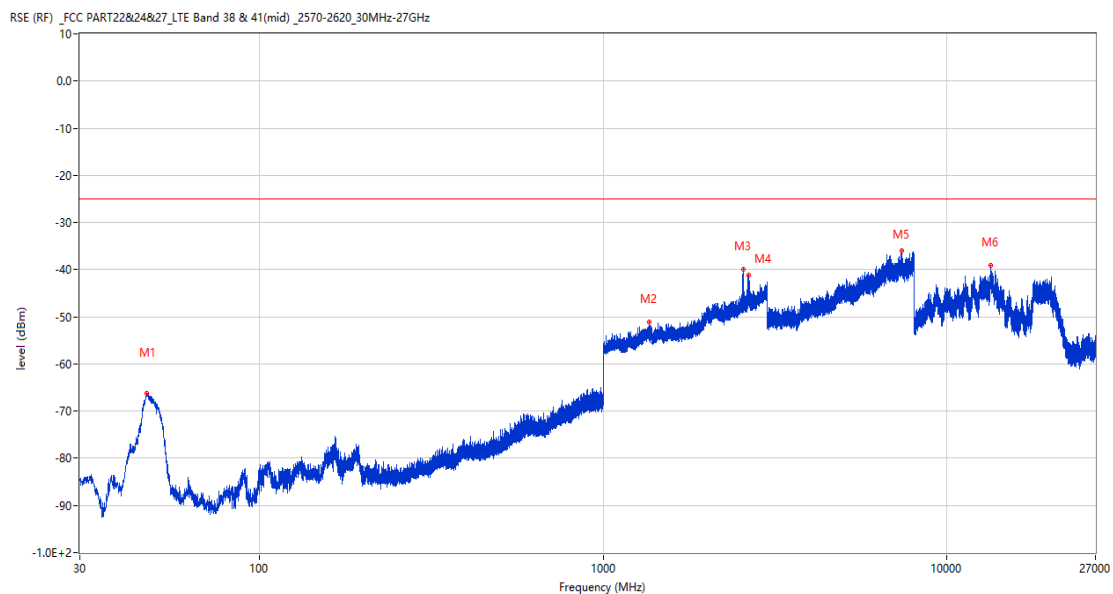
Frequency (MHz)	Result (dBm)	Factor (dB)	PK Limit (dBm)	Over Limit (dB)	Table (o)	ANT	EUT	Verdict
161.775	-69.55	-18.21	-25.0	-44.55	174.00	Horizontal	Vertical	Pass
1336.500	-51.72	0.70	-25.0	-26.72	12.00	Horizontal	Vertical	Pass
2534.500	-16.84	7.28	-25.0	8.16	68.00	Horizontal	Vertical	N/A
2632.500	-33.87	9.03	-25.0	-8.87	27.00	Horizontal	Vertical	N/A
7933.500	-35.88	18.78	-25.0	-10.88	135.00	Horizontal	Vertical	Pass
19927.349	-40.84	12.95	-25.0	-15.84	52.00	Horizontal	Vertical	Pass

RSE-V&V LTE Band 41 BW5 CH40620



Frequency (MHz)	Result (dBm)	Factor (dB)	PK Limit (dBm)	Over Limit (dB)	Table (o)	ANT	EUT	Verdict
47.169	-68.40	-16.99	-25.0	-43.40	360.00	Vertical	Vertical	Pass
1288.200	-50.17	0.53	-25.0	-25.17	167.00	Vertical	Vertical	Pass
2552.700	-28.98	8.32	-25.0	-3.98	338.00	Vertical	Vertical	N/A
2636.300	-27.74	9.04	-25.0	-2.74	1.00	Vertical	Vertical	N/A
7983.250	-35.63	18.18	-25.0	-10.63	209.00	Vertical	Vertical	Pass
13374.224	-38.72	16.77	-25.0	-13.72	290.00	Vertical	Vertical	Pass

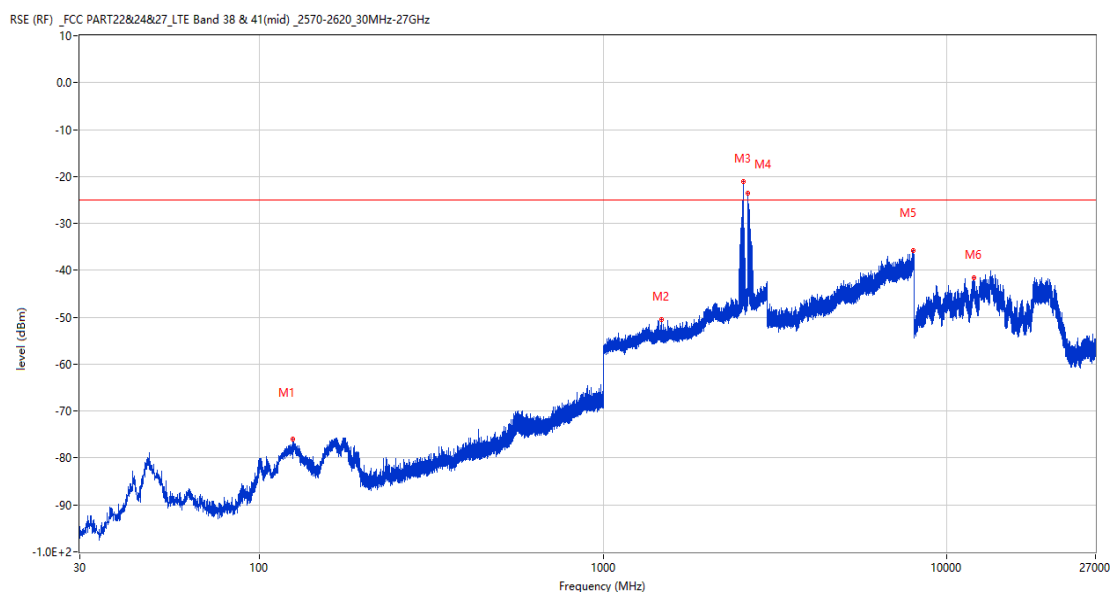
RSE-V&H LTE Band 41 BW5 CH40620



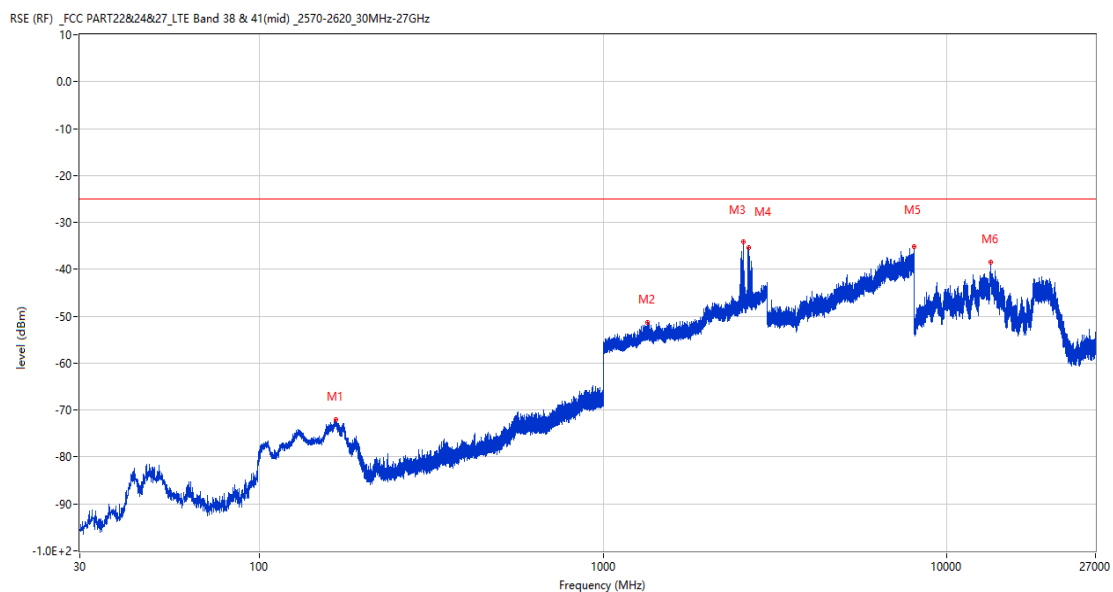
Frequency (MHz)	Result (dBm)	Factor (dB)	PK Limit (dBm)	Over Limit (dB)	Table (o)	ANT	EUT	Verdict
46.830	-66.14	-17.04	-25.0	-41.14	360.00	Vertical	Horizontal	Pass
1357.200	-51.12	0.69	-25.0	-26.12	303.00	Vertical	Horizontal	Pass
2561.500	-39.91	8.27	-25.0	-14.91	312.00	Vertical	Horizontal	N/A
2649.600	-41.21	8.99	-25.0	-16.21	83.00	Vertical	Horizontal	N/A
7393.000	-36.03	17.70	-25.0	-11.03	215.00	Vertical	Horizontal	Pass
13376.850	-39.13	16.79	-25.0	-14.13	305.00	Vertical	Horizontal	Pass

14.2 LTE Band 41 BW10, Middle Channel

RSE-H&H LTE Band 41 BW10 CH40620

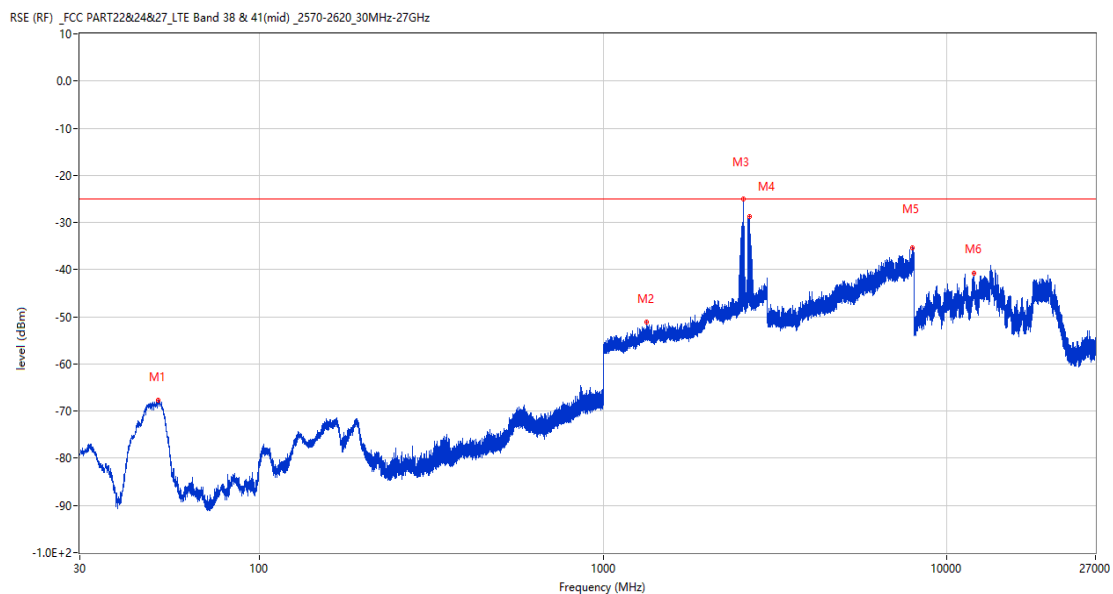


Frequency (MHz)	Result (dBm)	Factor (dB)	PK Limit (dBm)	Over Limit (dB)	Table (o)	ANT	EUT	Verdict
125.254	-75.94	-20.75	-25.0	-50.94	336.00	Horizontal	Horizontal	Pass
1476.200	-50.58	0.53	-25.0	-25.58	206.00	Horizontal	Horizontal	Pass
2558.900	-21.02	8.23	-25.0	3.98	0.00	Horizontal	Horizontal	N/A
2630.200	-23.58	9.01	-25.0	1.42	360.00	Horizontal	Horizontal	N/A
7991.000	-35.79	18.45	-25.0	-10.79	34.00	Horizontal	Horizontal	Pass
11950.812	-41.54	14.01	-25.0	-16.54	302.00	Horizontal	Horizontal	Pass

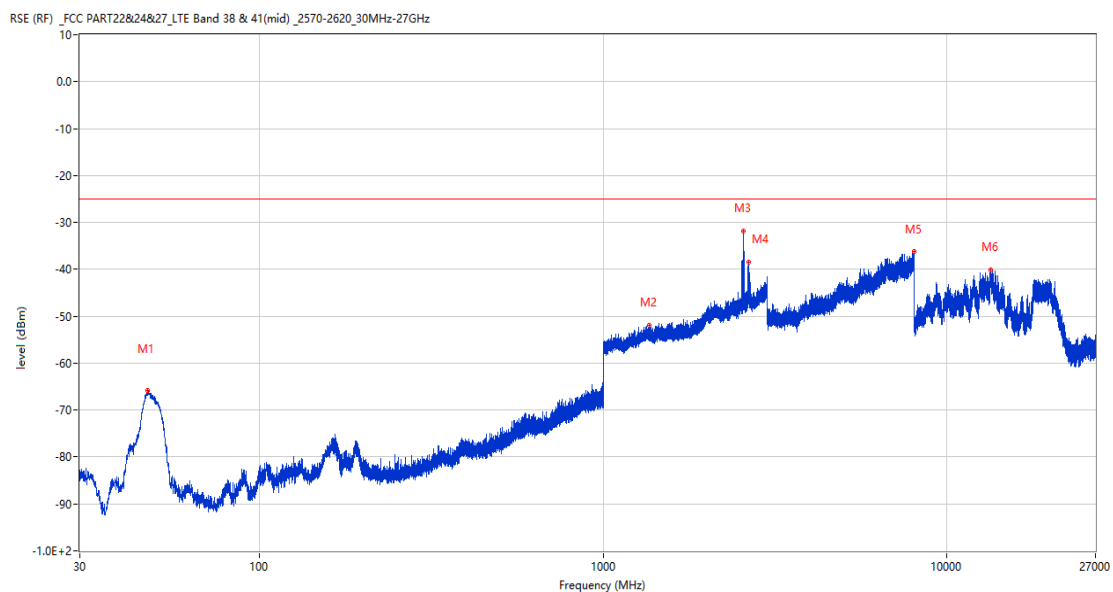
RSE-H&V LTE Band 41 BW10 CH40620


Frequency (MHz)	Result (dBm)	Factor (dB)	PK Limit (dBm)	Over Limit (dB)	Table (o)	ANT	EUT	Verdict
166.334	-72.12	-17.96	-25.0	-47.12	360.00	Horizontal	Vertical	Pass
1341.800	-51.23	0.95	-25.0	-26.23	27.00	Horizontal	Vertical	Pass
2561.600	-34.10	8.27	-25.0	-9.10	189.00	Horizontal	Vertical	N/A
2647.500	-35.40	9.22	-25.0	-10.40	3.00	Horizontal	Vertical	N/A
7994.000	-35.09	18.66	-25.0	-10.09	31.00	Horizontal	Vertical	Pass
13377.375	-38.55	16.80	-25.0	-13.55	360.00	Horizontal	Vertical	Pass

RSE-V&V LTE Band 41 BW10 CH40620



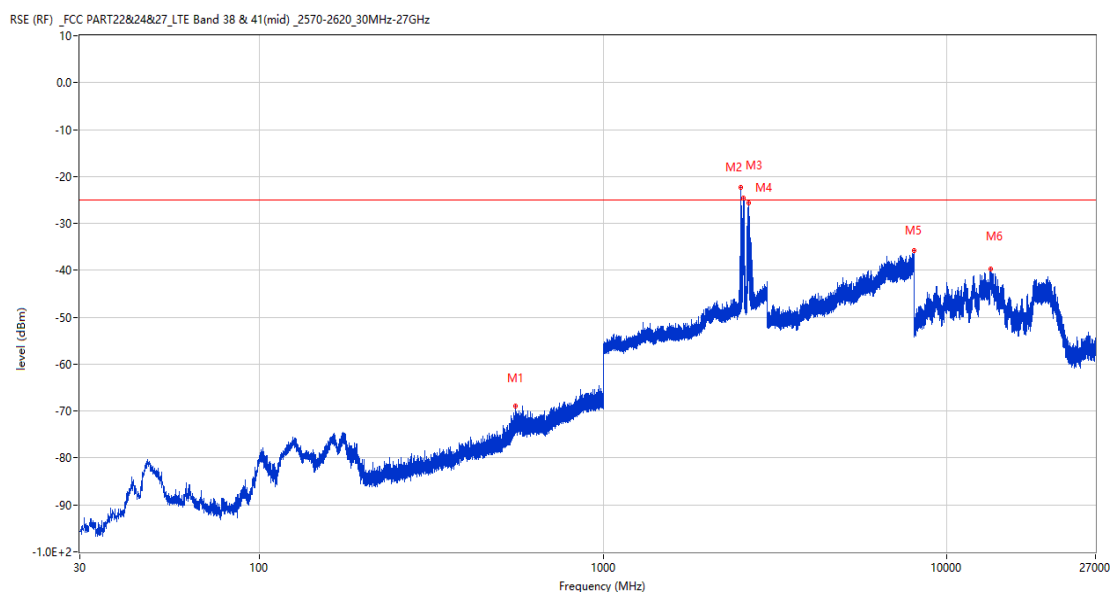
Frequency (MHz)	Result (dBm)	Factor (dB)	PK Limit (dBm)	Over Limit (dB)	Table (o)	ANT	EUT	Verdict
50.806	-67.74	-17.37	-25.0	-42.74	248.00	Vertical	Vertical	Pass
1335.600	-51.10	0.83	-25.0	-26.10	321.00	Vertical	Vertical	Pass
2561.700	-24.94	8.27	-25.0	0.06	360.00	Vertical	Vertical	N/A
2656.200	-28.80	8.89	-25.0	-3.80	5.00	Vertical	Vertical	N/A
7939.000	-35.43	18.95	-25.0	-10.43	0.00	Vertical	Vertical	Pass
11991.425	-40.67	13.85	-25.0	-15.67	258.00	Vertical	Vertical	Pass

RSE-V&H LTE Band 41 BW10 CH40620


Frequency (MHz)	Result (dBm)	Factor (dB)	PK Limit (dBm)	Over Limit (dB)	Table (o)	ANT	EUT	Verdict
47.266	-65.77	-17.01	-25.0	-40.77	305.00	Vertical	Horizontal	Pass
1359.200	-52.00	0.52	-25.0	-27.00	181.00	Vertical	Horizontal	Pass
2559.300	-31.78	8.24	-25.0	-6.78	76.00	Vertical	Horizontal	N/A
2642.900	-38.54	8.83	-25.0	-13.54	132.00	Vertical	Horizontal	N/A
7998.500	-36.22	18.88	-25.0	-11.22	360.00	Vertical	Horizontal	Pass
13373.175	-40.05	16.76	-25.0	-15.05	128.00	Vertical	Horizontal	Pass

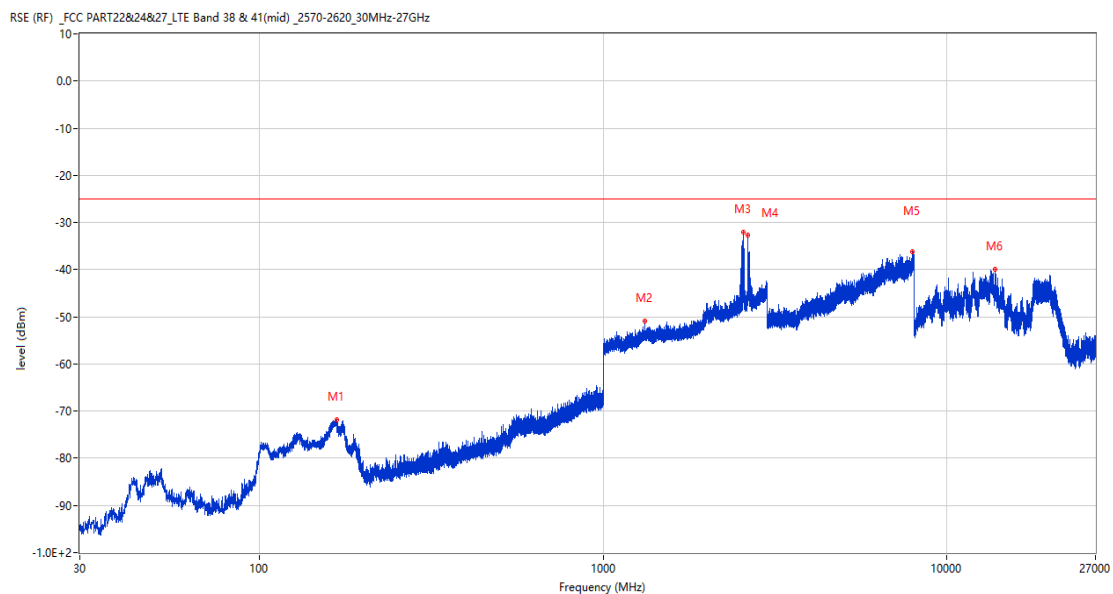
14.3 LTE Band 41 BW15, Middle Channel

RSE-H&H LTE Band 41 BW15 CH40620



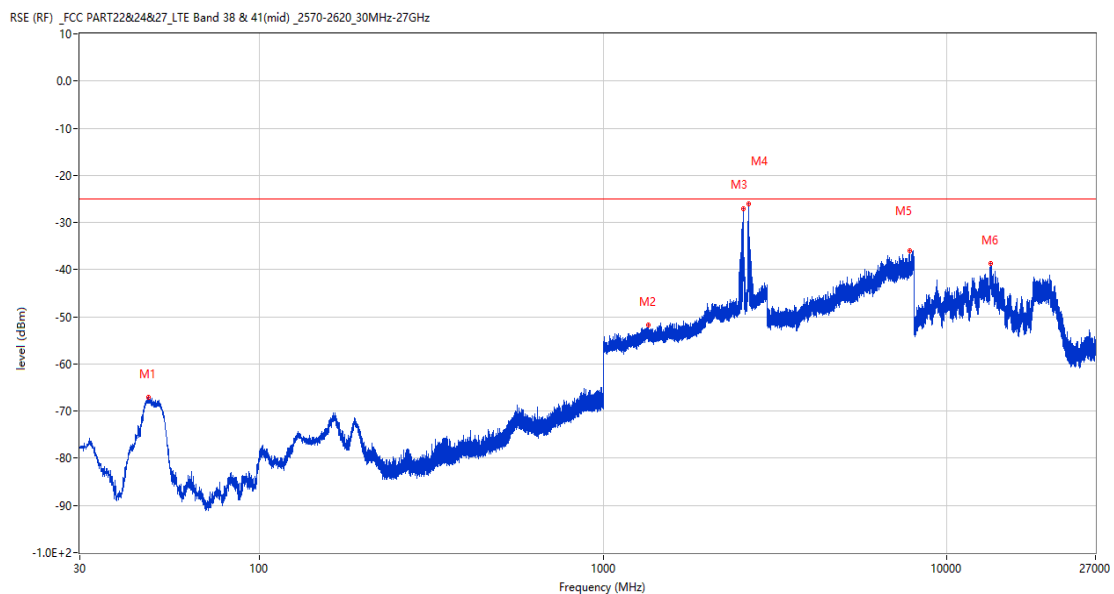
Frequency (MHz)	Result (dBm)	Factor (dB)	PK Limit (dBm)	Over Limit (dB)	Table (o)	ANT	EUT	Verdict
556.080	-68.96	-5.32	-25.0	-43.96	257.00	Horizontal	Horizontal	Pass
2516.600	-22.36	7.79	-25.0	2.64	337.00	Horizontal	Horizontal	N/A
2554.600	-24.57	8.29	-25.0	0.43	360.00	Horizontal	Horizontal	N/A
2645.000	-25.56	9.00	-25.0	-0.56	353.00	Horizontal	Horizontal	N/A
7997.250	-35.84	18.86	-25.0	-10.84	0.00	Horizontal	Horizontal	Pass
13399.425	-39.70	17.00	-25.0	-14.70	174.00	Horizontal	Horizontal	Pass

RSE-H&V LTE Band 41 BW15 CH40620



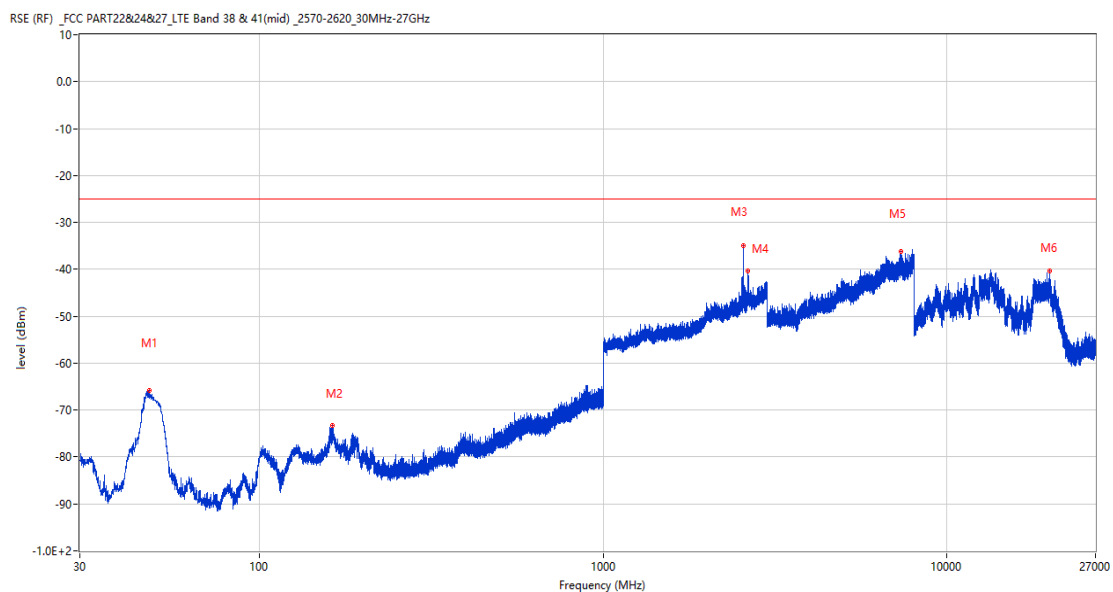
Frequency (MHz)	Result (dBm)	Factor (dB)	PK Limit (dBm)	Over Limit (dB)	Table (o)	ANT	EUT	Verdict
167.352	-71.86	-17.93	-25.0	-46.86	200.00	Horizontal	Vertical	Pass
1317.000	-51.00	0.52	-25.0	-26.00	140.00	Horizontal	Vertical	Pass
2561.800	-32.12	8.27	-25.0	-7.12	173.00	Horizontal	Vertical	N/A
2630.600	-32.65	9.02	-25.0	-7.65	26.00	Horizontal	Vertical	N/A
7932.750	-36.26	18.74	-25.0	-11.26	64.00	Horizontal	Vertical	Pass
13797.112	-39.94	16.82	-25.0	-14.94	360.00	Horizontal	Vertical	Pass

RSE-V&V LTE Band 41 BW15 CH40620



Frequency (MHz)	Result (dBm)	Factor (dB)	PK Limit (dBm)	Over Limit (dB)	Table (o)	ANT	EUT	Verdict
47.460	-67.01	-17.03	-25.0	-42.01	360.00	Vertical	Vertical	Pass
1353.900	-51.81	0.73	-25.0	-26.81	311.00	Vertical	Vertical	Pass
2551.700	-27.06	8.16	-25.0	-2.06	0.00	Vertical	Vertical	N/A
2640.100	-25.99	8.94	-25.0	-0.99	9.00	Vertical	Vertical	N/A
7778.750	-36.04	18.14	-25.0	-11.04	241.00	Vertical	Vertical	Pass
13388.137	-38.70	16.90	-25.0	-13.70	360.00	Vertical	Vertical	Pass

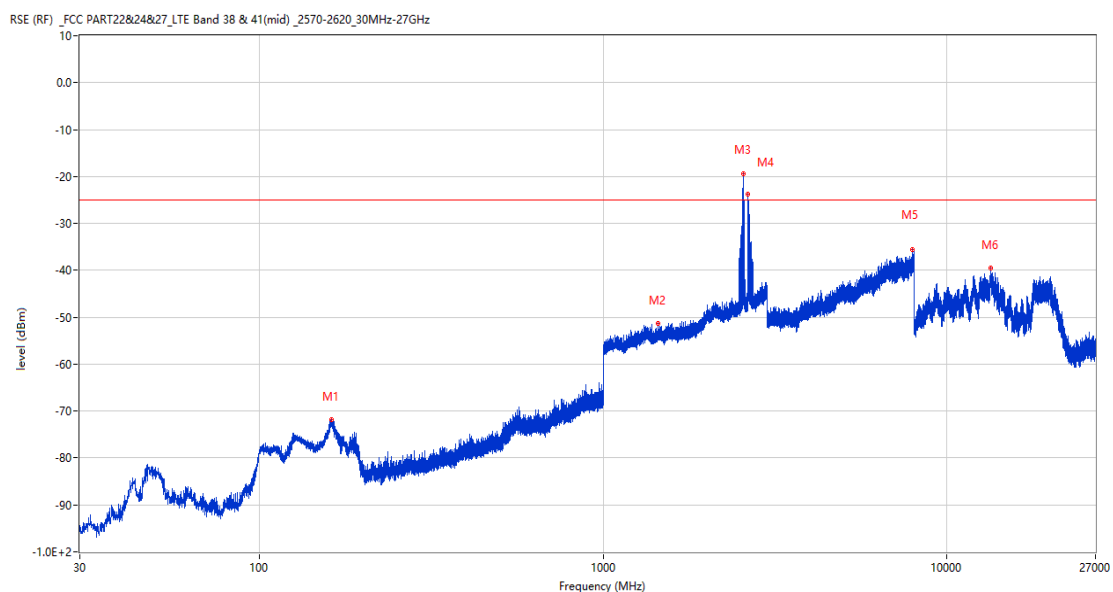
RSE-V&H LTE Band 41 BW15 CH40620



Frequency (MHz)	Result (dBm)	Factor (dB)	PK Limit (dBm)	Over Limit (dB)	Table (o)	ANT	EUT	Verdict
47.800	-65.79	-17.09	-25.0	-40.79	0.00	Vertical	Horizontal	Pass
162.696	-73.37	-18.15	-25.0	-48.37	288.00	Vertical	Horizontal	Pass
2560.300	-34.95	8.25	-25.0	-9.95	59.00	Vertical	Horizontal	N/A
2634.400	-40.34	8.83	-25.0	-15.34	76.00	Vertical	Horizontal	N/A
7323.250	-36.24	17.19	-25.0	-11.24	288.00	Vertical	Horizontal	Pass
19859.849	-40.37	12.94	-25.0	-15.37	186.00	Vertical	Horizontal	Pass

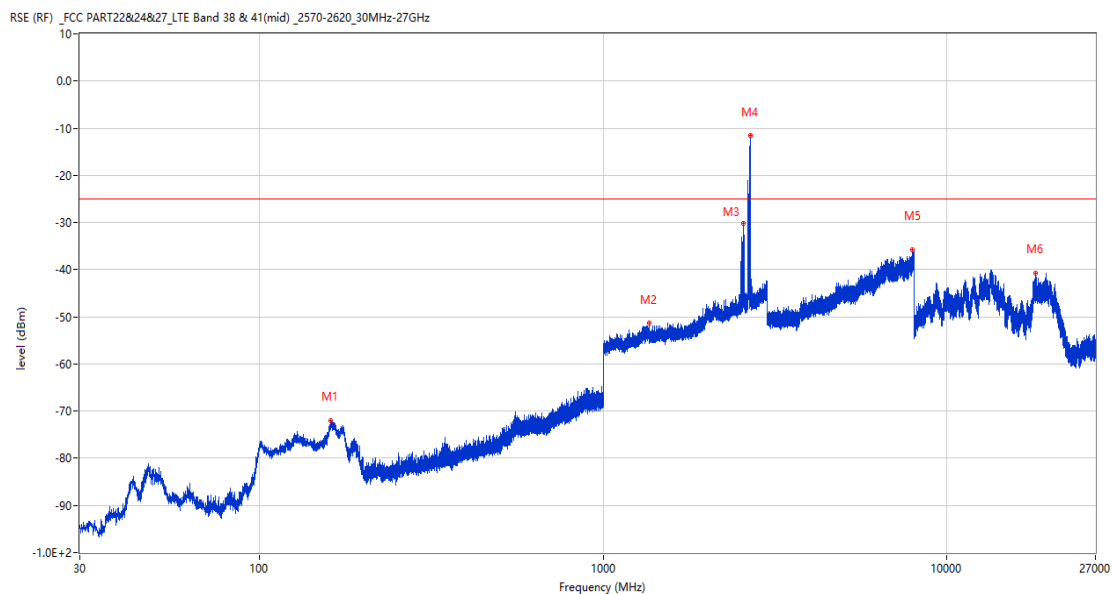
14.4 LTE Band 41 BW20, Middle Channel

RSE-H&H LTE Band 41 BW20 CH40620



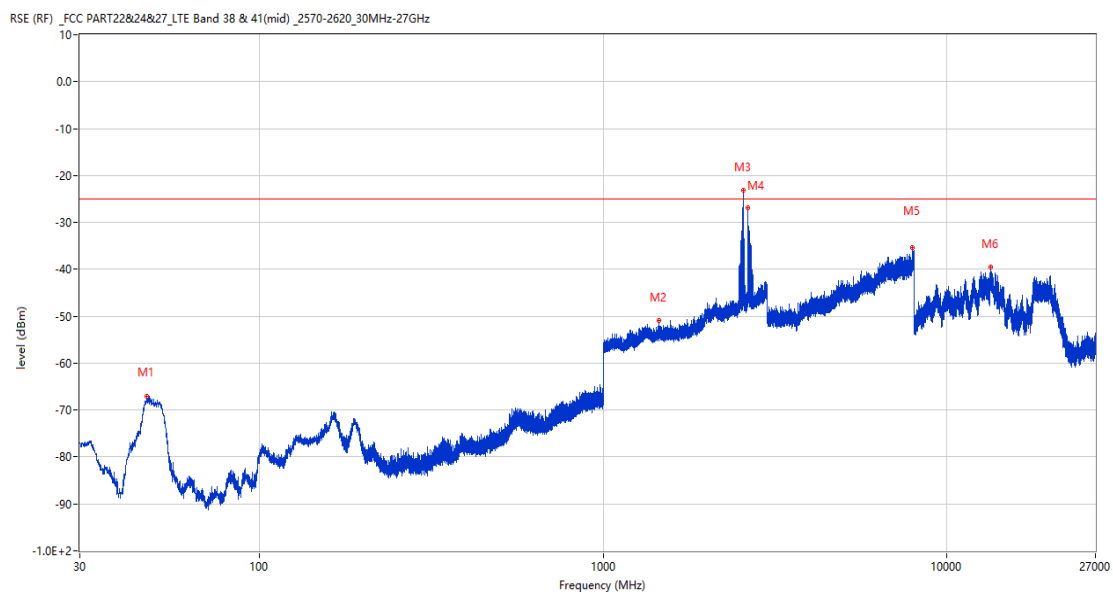
Frequency (MHz)	Result (dBm)	Factor (dB)	PK Limit (dBm)	Over Limit (dB)	Table (o)	ANT	EUT	Verdict
161.484	-71.86	-18.22	-25.0	-46.86	7.00	Horizontal	Horizontal	Pass
1444.900	-51.25	0.71	-25.0	-26.25	180.00	Horizontal	Horizontal	Pass
2555.900	-19.39	8.20	-25.0	5.61	360.00	Horizontal	Horizontal	N/A
2629.100	-23.81	9.00	-25.0	1.19	352.00	Horizontal	Horizontal	N/A
7944.750	-35.47	18.88	-25.0	-10.47	147.00	Horizontal	Horizontal	Pass
13398.638	-39.56	17.00	-25.0	-14.56	60.00	Horizontal	Horizontal	Pass

RSE-H&V LTE Band 41 BW20 CH40620



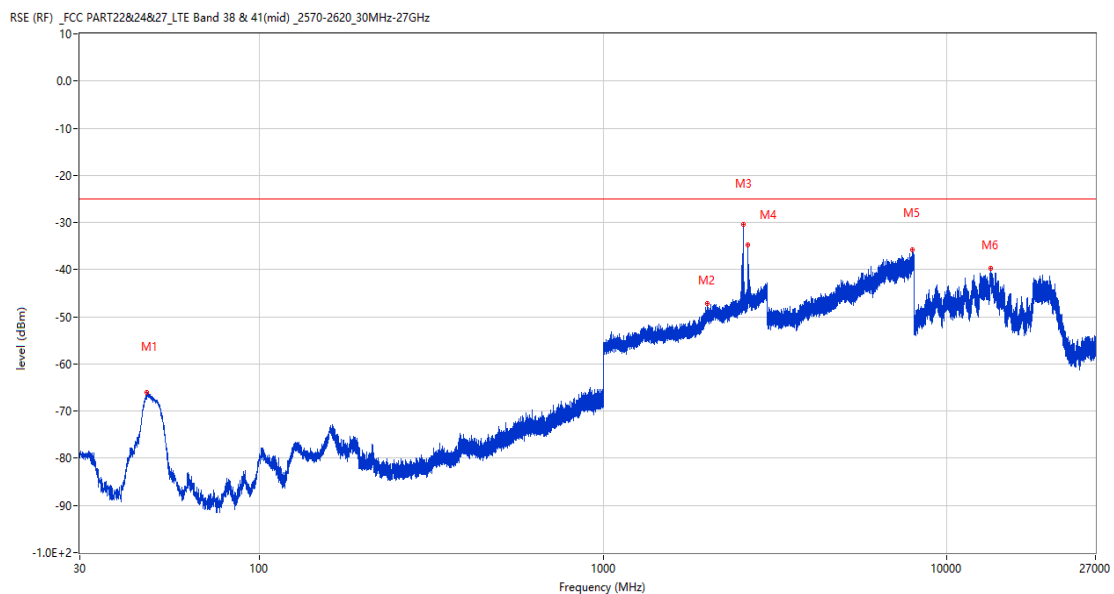
Frequency (MHz)	Result (dBm)	Factor (dB)	PK Limit (dBm)	Over Limit (dB)	Table (o)	ANT	EUT	Verdict
161.290	-71.95	-18.21	-25.0	-46.95	174.00	Horizontal	Vertical	Pass
1362.200	-51.40	0.49	-25.0	-26.40	247.00	Horizontal	Vertical	Pass
2554.100	-30.27	8.36	-25.0	-5.27	206.00	Horizontal	Vertical	N/A
2673.900	-11.64	9.50	-25.0	13.36	0.00	Horizontal	Vertical	N/A
7922.500	-35.83	18.28	-25.0	-10.83	107.00	Horizontal	Vertical	Pass
18126.449	-40.80	12.86	-25.0	-15.80	345.00	Horizontal	Vertical	Pass

RSE-V&V LTE Band 41 BW20 CH40620



Frequency (MHz)	Result (dBm)	Factor (dB)	PK Limit (dBm)	Over Limit (dB)	Table (o)	ANT	EUT	Verdict
46.926	-66.97	-17.00	-25.0	-41.97	13.00	Vertical	Vertical	Pass
1448.600	-50.88	0.77	-25.0	-25.88	34.00	Vertical	Vertical	Pass
2556.600	-23.17	8.21	-25.0	1.83	0.00	Vertical	Vertical	N/A
2626.800	-26.82	8.98	-25.0	-1.82	2.00	Vertical	Vertical	N/A
7938.250	-35.46	18.93	-25.0	-10.46	307.00	Vertical	Vertical	Pass
13406.250	-39.57	16.87	-25.0	-14.57	106.00	Vertical	Vertical	Pass

RSE-V&H LTE Band 41 BW20 CH40620

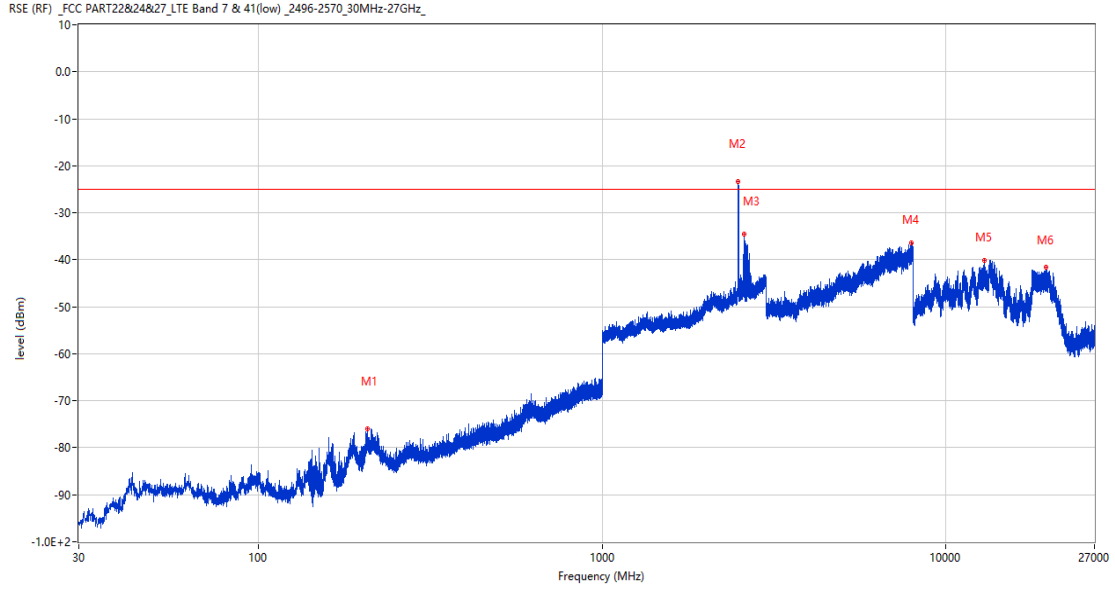


Frequency (MHz)	Result (dBm)	Factor (dB)	PK Limit (dBm)	Over Limit (dB)	Table (o)	ANT	EUT	Verdict
47.072	-65.94	-16.98	-25.0	-40.94	308.00	Vertical	Horizontal	Pass
2005.800	-47.10	4.89	-25.0	-22.10	119.00	Vertical	Horizontal	Pass
2553.400	-30.45	8.39	-25.0	-5.45	62.00	Vertical	Horizontal	N/A
2634.900	-34.74	8.82	-25.0	-9.74	70.00	Vertical	Horizontal	N/A
7932.250	-35.86	18.78	-25.0	-10.86	273.00	Vertical	Horizontal	Pass
13351.388	-39.79	16.55	-25.0	-14.79	360.00	Vertical	Horizontal	Pass

15 CA_41C

15.1 CA_41C 20MHz+5MHz, QPSK, Low Channel

RSE-H&H PCC 39750 BW20 QPSK RB1 LOW SCC 39867 BW5 QPSK RB1 HIGH



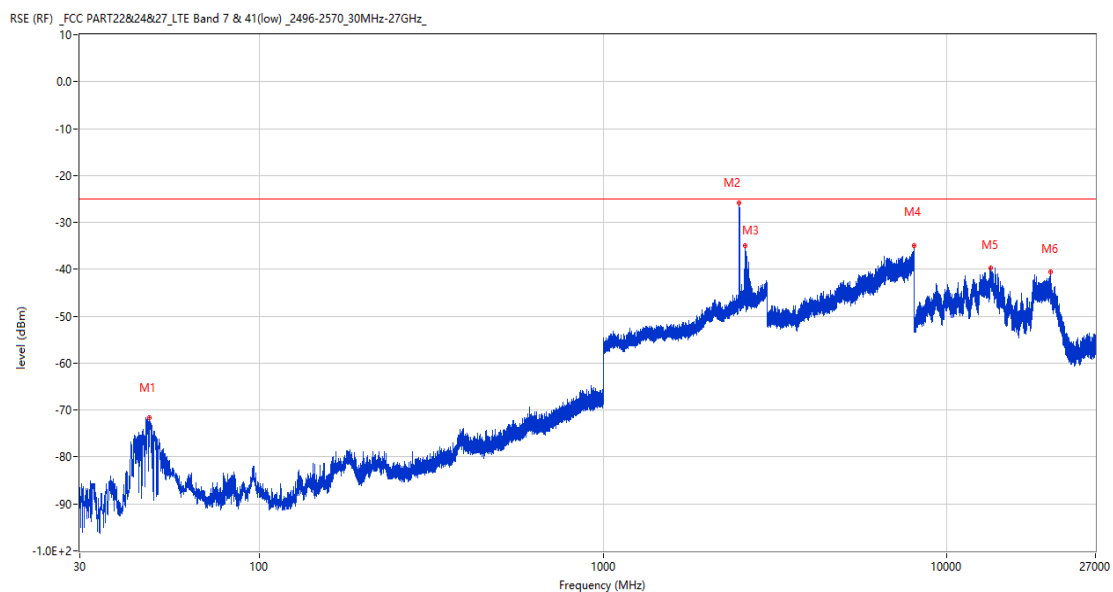
Frequency (MHz)	Result (dBm)	Factor (dB)	PK Limit (dBm)	Over Limit (dB)	Table (o)	ANT	EUT	Verdict
207.364	-76.06	-15.41	-25.0	-51.06	257.00	Horizontal	Horizontal	Pass
2485.700	-23.28	8.50	-25.0	1.72	0.00	Horizontal	Horizontal	N/A
2592.100	-34.50	8.70	-25.0	-9.50	220.00	Horizontal	Horizontal	N/A
7936.250	-36.34	18.91	-25.0	-11.34	237.00	Horizontal	Horizontal	Pass
12952.651	-40.04	14.63	-25.0	-15.04	127.00	Horizontal	Horizontal	Pass
19540.802	-41.64	12.93	-25.0	-16.64	319.00	Horizontal	Horizontal	Pass

RSE-H&V PCC 39750 BW20 QPSK RB1 LOW SCC 39867 BW5 QPSK RB1 HIGH



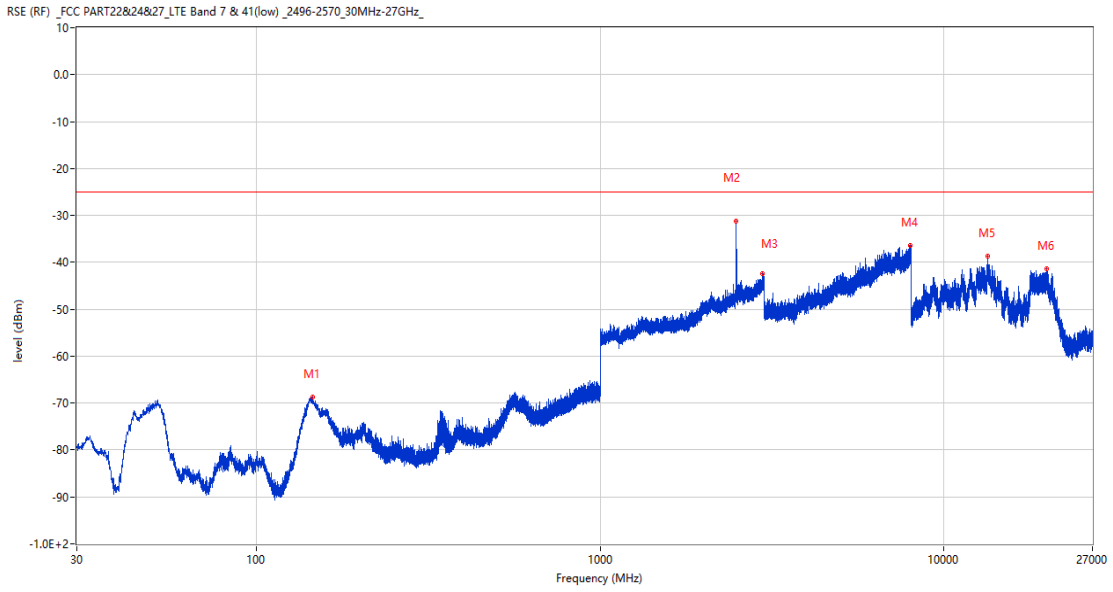
Frequency (MHz)	Result (dBm)	Factor (dB)	PK Limit (dBm)	Over Limit (dB)	Table (o)	ANT	EUT	Verdict
143.393	-67.78	-20.85	-25.0	-42.78	74.00	Horizontal	Vertical	Pass
2488.100	-29.96	8.83	-25.0	-4.96	62.00	Horizontal	Vertical	N/A
2596.600	-41.28	8.31	-25.0	-16.28	56.00	Horizontal	Vertical	N/A
7928.500	-35.96	18.57	-25.0	-10.96	187.00	Horizontal	Vertical	Pass
13445.888	-39.49	16.00	-25.0	-14.49	113.00	Horizontal	Vertical	Pass
20009.251	-41.71	12.95	-25.0	-16.71	70.00	Horizontal	Vertical	Pass

RSE-V&V PCC 39750 BW20 QPSK RB1 LOW SCC 39867 BW5 QPSK RB1 HIGH



Frequency (MHz)	Result (dBm)	Factor (dB)	PK Limit (dBm)	Over Limit (dB)	Table (o)	ANT	EUT	Verdict
47.800	-71.70	-17.09	-25.0	-46.70	228.00	Vertical	Vertical	Pass
2485.600	-25.91	8.45	-25.0	-0.91	279.00	Vertical	Vertical	N/A
2578.900	-35.01	8.66	-25.0	-10.01	14.00	Vertical	Vertical	N/A
7999.000	-34.99	18.94	-25.0	-9.99	165.00	Vertical	Vertical	Pass
13360.838	-39.70	16.64	-25.0	-14.70	27.00	Vertical	Vertical	Pass
19993.950	-40.53	12.95	-25.0	-15.53	160.00	Vertical	Vertical	Pass

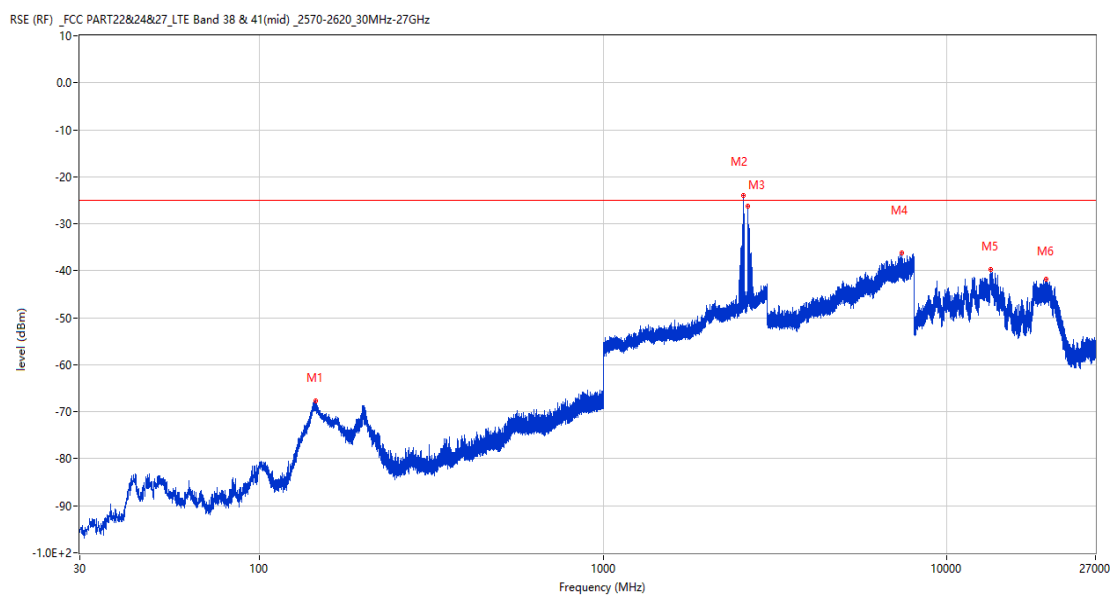
RSE-V&H PCC 39750 BW20 QPSK RB1 LOW SCC 39867 BW5 QPSK RB1 HIGH



Frequency (MHz)	Result (dBm)	Factor (dB)	PK Limit (dBm)	Over Limit (dB)	Table (o)	ANT	EUT	Verdict
145.333	-68.79	-20.71	-25.0	-43.79	33.00	Vertical	Horizontal	Pass
2483.300	-31.17	7.93	-25.0	-6.17	80.00	Vertical	Horizontal	N/A
2957.700	-42.44	11.07	-25.0	-17.44	360.00	Vertical	Horizontal	Pass
7988.000	-36.46	18.31	-25.0	-11.46	155.00	Vertical	Horizontal	Pass
13395.225	-38.68	16.97	-25.0	-13.68	131.00	Vertical	Horizontal	Pass
19871.551	-41.44	12.95	-25.0	-16.44	293.00	Vertical	Horizontal	Pass

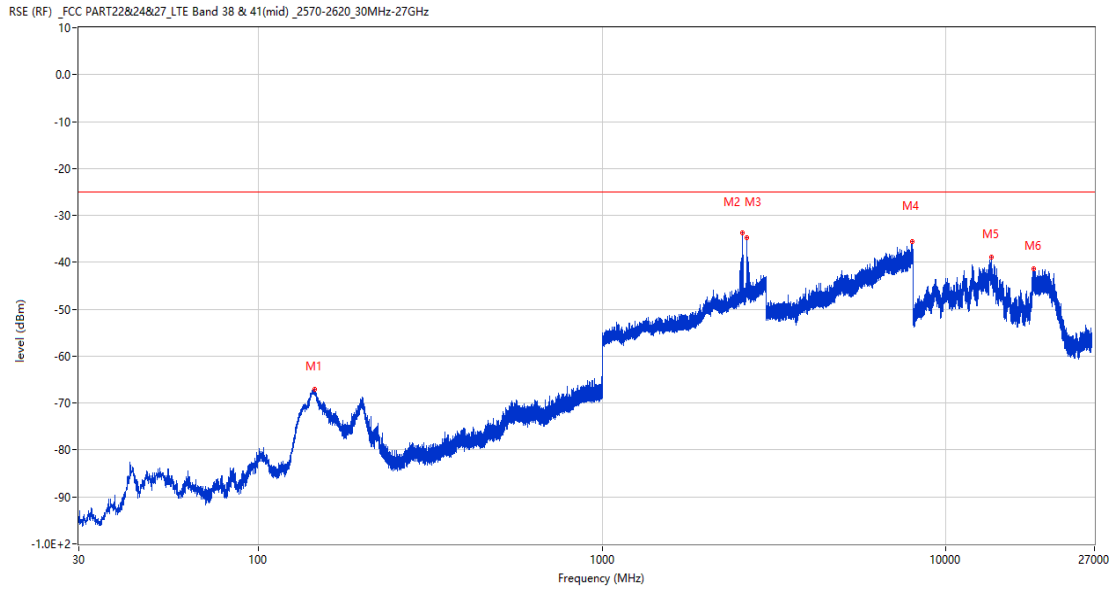
15.2 CA_41C 20MHz+5MHz, QPSK, Middle Channel

RSE-H&H PCC 40595 BW20 QPSK RB1 LOW SCC 40712 BW5 QPSK RB1 HIGH



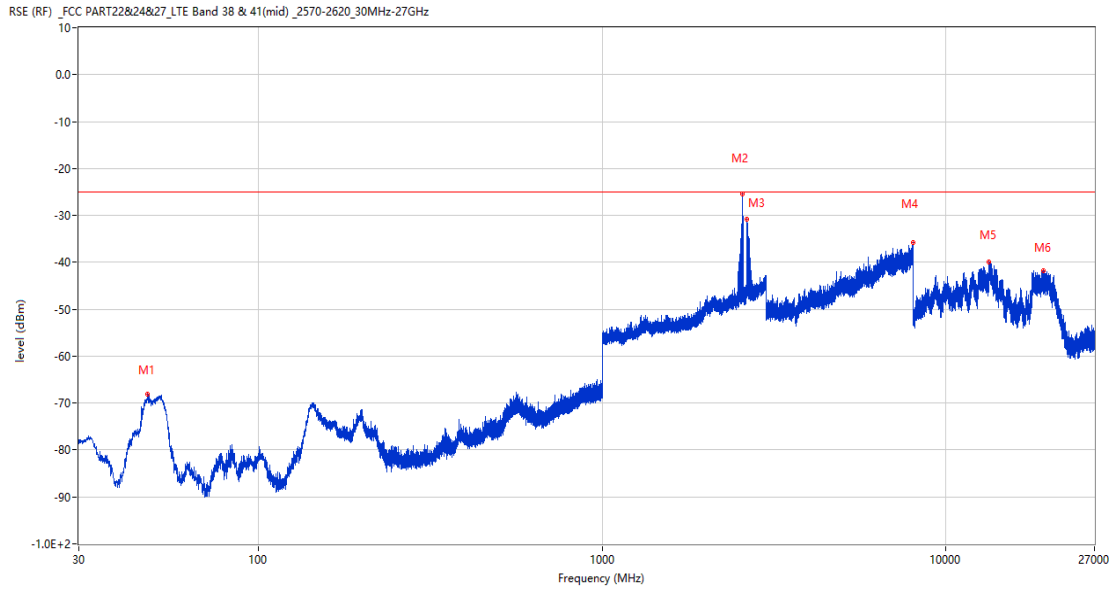
Frequency (MHz)	Result (dBm)	Factor (dB)	PK Limit (dBm)	Over Limit (dB)	Table (o)	ANT	EUT	Verdict
145.964	-67.73	-20.66	-25.0	-42.73	94.00	Horizontal	Horizontal	Pass
2561.400	-23.97	8.27	-25.0	1.03	1.00	Horizontal	Horizontal	N/A
2628.400	-26.24	9.00	-25.0	-1.24	-1.00	Horizontal	Horizontal	N/A
7401.000	-36.29	17.84	-25.0	-11.29	144.00	Horizontal	Horizontal	Pass
13361.362	-39.81	16.65	-25.0	-14.81	7.00	Horizontal	Horizontal	Pass
19389.600	-41.81	12.92	-25.0	-16.81	75.00	Horizontal	Horizontal	Pass

RSE-H&V PCC 40595 BW20 QPSK RB1 LOW SCC 40712 BW5 QPSK RB1 HIGH



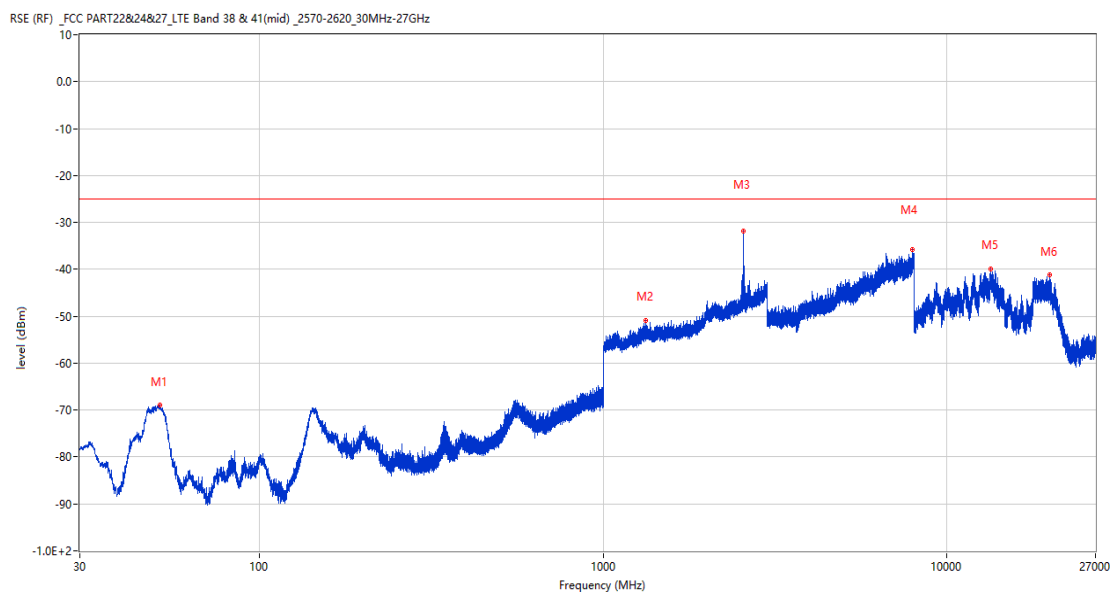
Frequency (MHz)	Result (dBm)	Factor (dB)	PK Limit (dBm)	Over Limit (dB)	Table (o)	ANT	EUT	Verdict
145.576	-67.08	-20.68	-25.0	-42.08	90.00	Horizontal	Vertical	Pass
2560.200	-33.65	8.25	-25.0	-8.65	73.00	Horizontal	Vertical	N/A
2626.400	-34.75	8.98	-25.0	-9.75	49.00	Horizontal	Vertical	N/A
7957.750	-35.58	18.33	-25.0	-10.58	133.00	Horizontal	Vertical	Pass
13556.138	-38.97	15.72	-25.0	-13.97	288.00	Horizontal	Vertical	Pass
17946.974	-41.43	14.02	-25.0	-16.43	83.00	Horizontal	Vertical	Pass

RSE-V&V PCC 40595 BW20 QPSK RB1 LOW SCC 40712 BW5 QPSK RB1 HIGH



Frequency (MHz)	Result (dBm)	Factor (dB)	PK Limit (dBm)	Over Limit (dB)	Table (o)	ANT	EUT	Verdict
47.411	-68.02	-17.03	-25.0	-43.02	351.00	Vertical	Vertical	Pass
2555.800	-25.53	8.20	-25.0	-0.53	195.00	Vertical	Vertical	N/A
2629.000	-30.90	9.00	-25.0	-5.90	360.00	Vertical	Vertical	N/A
7997.500	-35.76	18.88	-25.0	-10.76	71.00	Vertical	Vertical	Pass
13347.974	-40.01	16.46	-25.0	-15.01	143.00	Vertical	Vertical	Pass
19166.401	-41.78	12.91	-25.0	-16.78	334.00	Vertical	Vertical	Pass

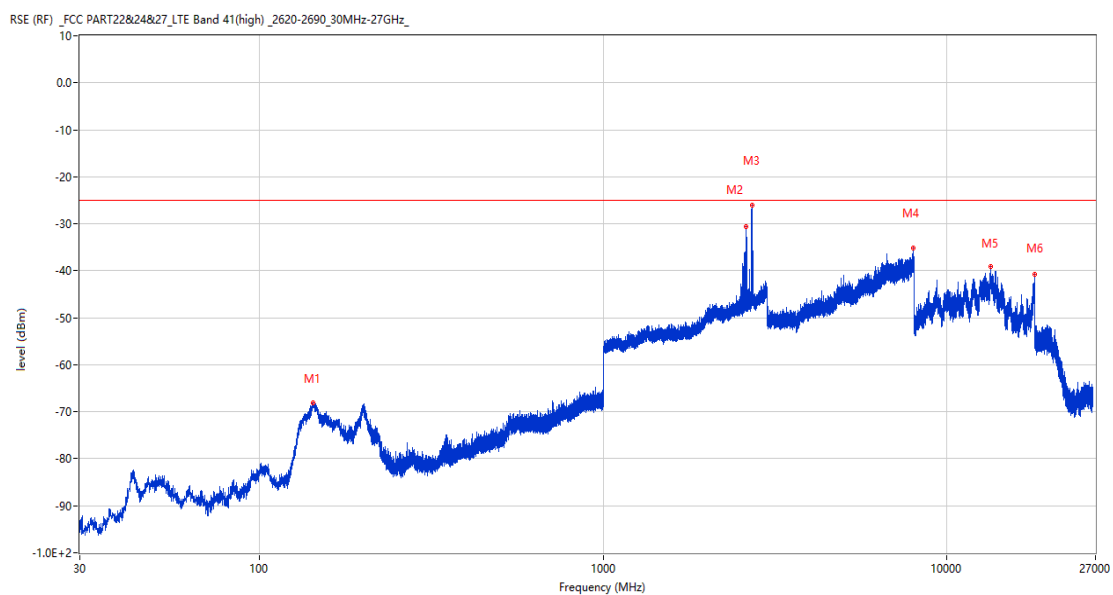
RSE-V&H PCC 40595 BW20 QPSK RB1 LOW SCC 40712 BW5 QPSK RB1 HIGH



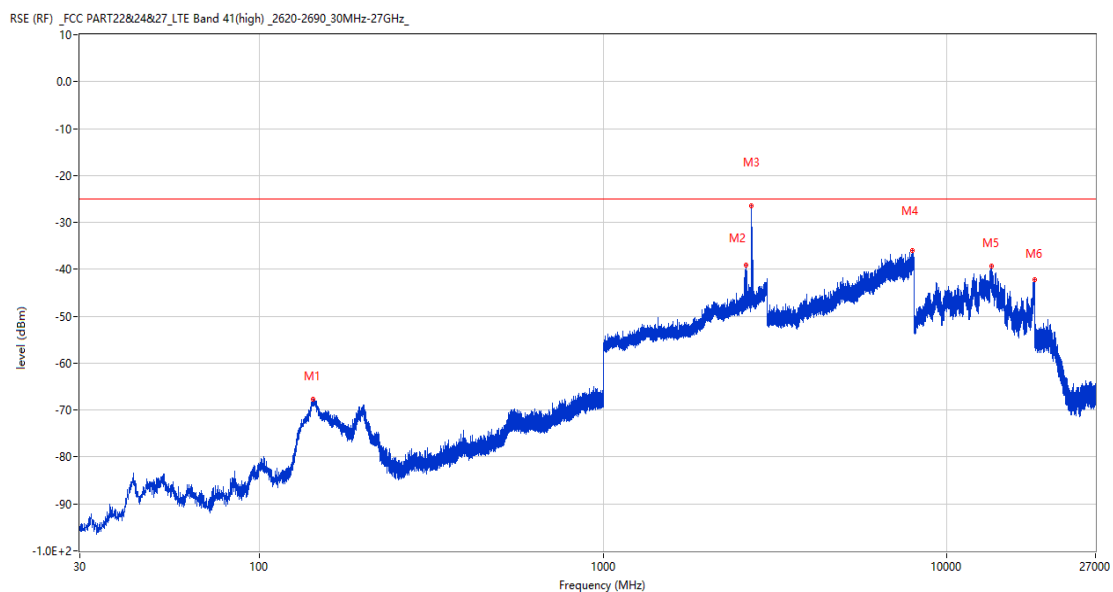
Frequency (MHz)	Result (dBm)	Factor (dB)	PK Limit (dBm)	Over Limit (dB)	Table (o)	ANT	EUT	Verdict
51.146	-69.01	-17.45	-25.0	-44.01	211.00	Vertical	Horizontal	Pass
1326.800	-50.89	0.60	-25.0	-25.89	146.00	Vertical	Horizontal	Pass
2560.000	-31.81	8.25	-25.0	-6.81	55.00	Vertical	Horizontal	N/A
7924.750	-35.69	18.37	-25.0	-10.69	166.00	Vertical	Horizontal	Pass
13408.349	-39.83	16.83	-25.0	-14.83	260.00	Vertical	Horizontal	Pass
19867.949	-41.24	12.95	-25.0	-16.24	68.00	Vertical	Horizontal	Pass

15.3 CA_41C 20MHz+5MHz, QPSK, High Channel

RSE-H&H PCC 41440 BW20 QPSK RB1 LOW SCC 41557 BW5 QPSK RB1 HIGH

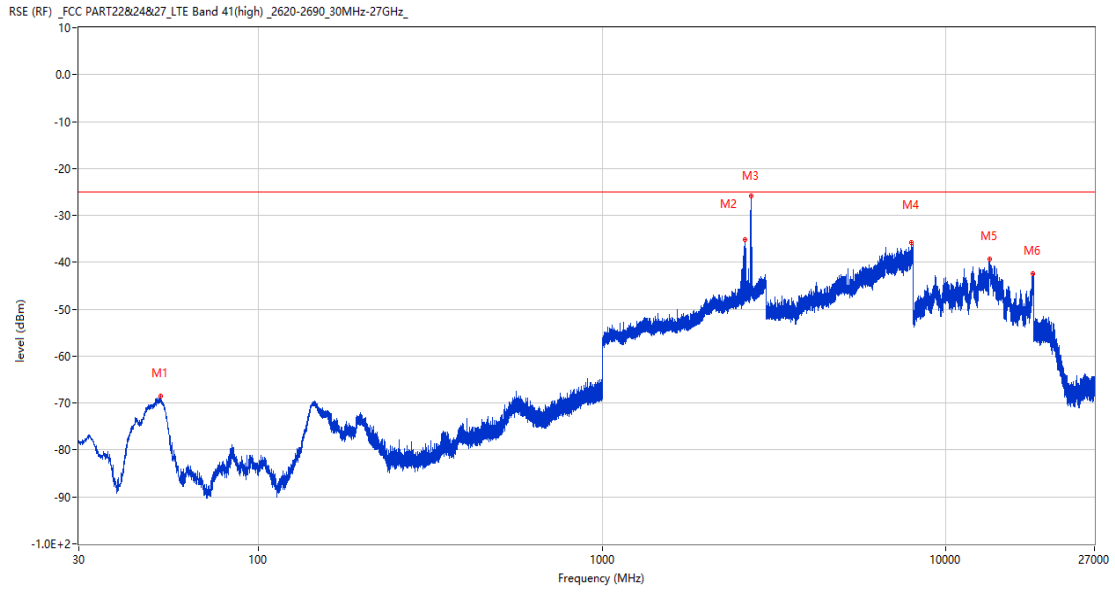


Frequency (MHz)	Result (dBm)	Factor (dB)	PK Limit (dBm)	Over Limit (dB)	Table (o)	ANT	EUT	Verdict
142.908	-68.02	-20.83	-25.0	-43.02	78.00	Horizontal	Horizontal	Pass
2600.700	-30.67	8.00	-25.0	-5.67	3.00	Horizontal	Horizontal	N/A
2702.100	-26.02	9.01	-25.0	-1.02	14.00	Horizontal	Horizontal	N/A
7954.750	-35.19	18.47	-25.0	-10.19	360.00	Horizontal	Horizontal	Pass
13420.162	-39.06	16.57	-25.0	-14.06	43.00	Horizontal	Horizontal	Pass
17954.589	-40.85	13.98	-25.0	-15.85	319.00	Horizontal	Horizontal	Pass

RSE-H&V PCC 41440 BW20 QPSK RB1 LOW SCC 41557 BW5 QPSK RB1 HIGH


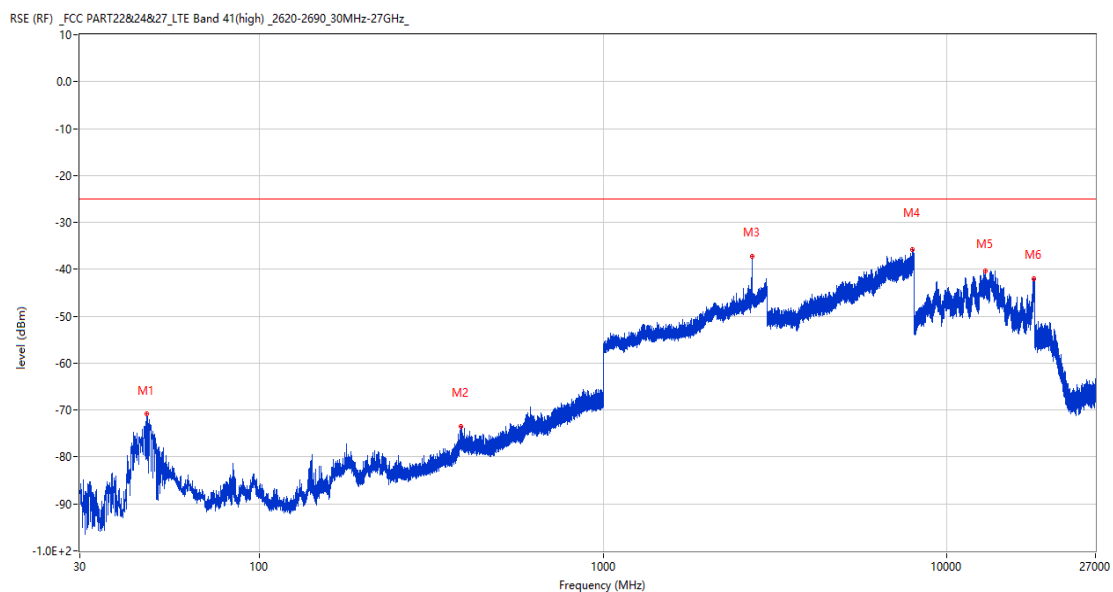
Frequency (MHz)	Result (dBm)	Factor (dB)	PK Limit (dBm)	Over Limit (dB)	Table (o)	ANT	EUT	Verdict
143.296	-67.75	-20.85	-25.0	-42.75	89.00	Horizontal	Vertical	Pass
2599.000	-39.09	8.06	-25.0	-14.09	61.00	Horizontal	Vertical	N/A
2700.500	-26.46	9.27	-25.0	-1.46	25.00	Horizontal	Vertical	N/A
7924.750	-36.06	18.37	-25.0	-11.06	0.00	Horizontal	Vertical	Pass
13448.513	-39.22	15.94	-25.0	-14.22	360.00	Horizontal	Vertical	Pass
17930.699	-42.30	13.63	-25.0	-17.30	266.00	Horizontal	Vertical	Pass

RSE-V&V PCC 41440 BW20 QPSK RB1 LOW SCC 41557 BW5 QPSK RB1 HIGH



Frequency (MHz)	Result (dBm)	Factor (dB)	PK Limit (dBm)	Over Limit (dB)	Table (o)	ANT	EUT	Verdict
51.825	-68.58	-17.47	-25.0	-43.58	192.00	Vertical	Vertical	Pass
2598.200	-35.11	8.12	-25.0	-10.11	261.00	Vertical	Vertical	N/A
2704.000	-25.88	8.67	-25.0	-0.88	280.00	Vertical	Vertical	N/A
7945.000	-35.83	18.88	-25.0	-10.83	259.00	Vertical	Vertical	Pass
13384.463	-39.28	16.86	-25.0	-14.28	190.00	Vertical	Vertical	Pass
17921.776	-42.51	13.41	-25.0	-17.51	219.00	Vertical	Vertical	Pass

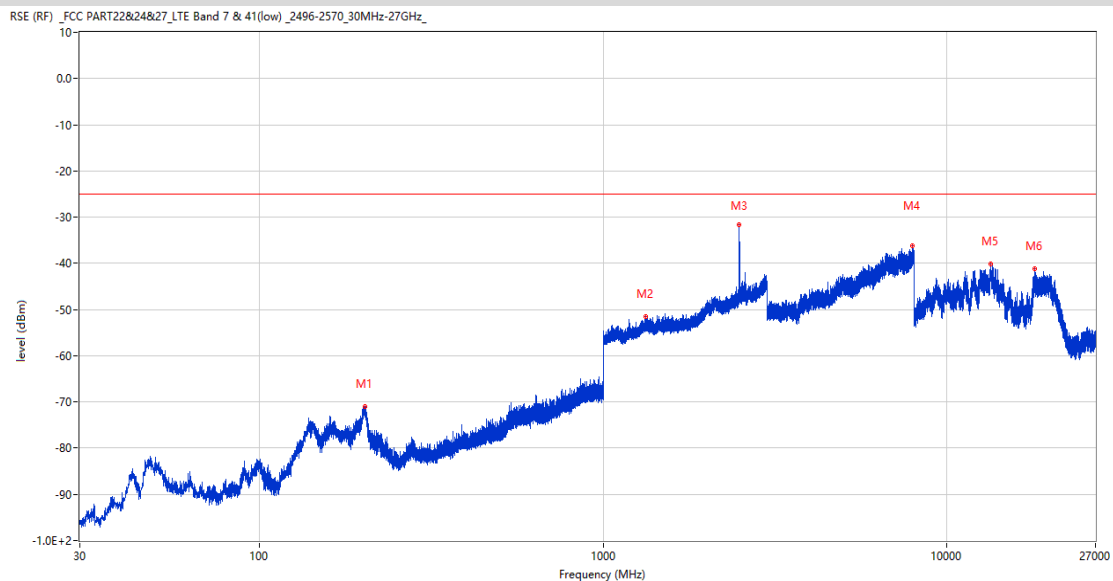
RSE-V&H PCC 41440 BW20 QPSK RB1 LOW SCC 41557 BW5 QPSK RB1 HIGH



Frequency (MHz)	Result (dBm)	Factor (dB)	PK Limit (dBm)	Over Limit (dB)	Table (o)	ANT	EUT	Verdict
46.878	-70.83	-17.02	-25.0	-45.83	157.00	Vertical	Horizontal	Pass
385.505	-73.57	-9.03	-25.0	-48.57	213.00	Vertical	Horizontal	Pass
2707.300	-37.17	8.63	-25.0	-12.17	81.00	Vertical	Horizontal	N/A
7925.250	-35.76	18.41	-25.0	-10.76	332.00	Vertical	Horizontal	Pass
12912.750	-40.39	15.27	-25.0	-15.39	28.00	Vertical	Horizontal	Pass
17913.901	-42.00	13.22	-25.0	-17.00	145.00	Vertical	Horizontal	Pass

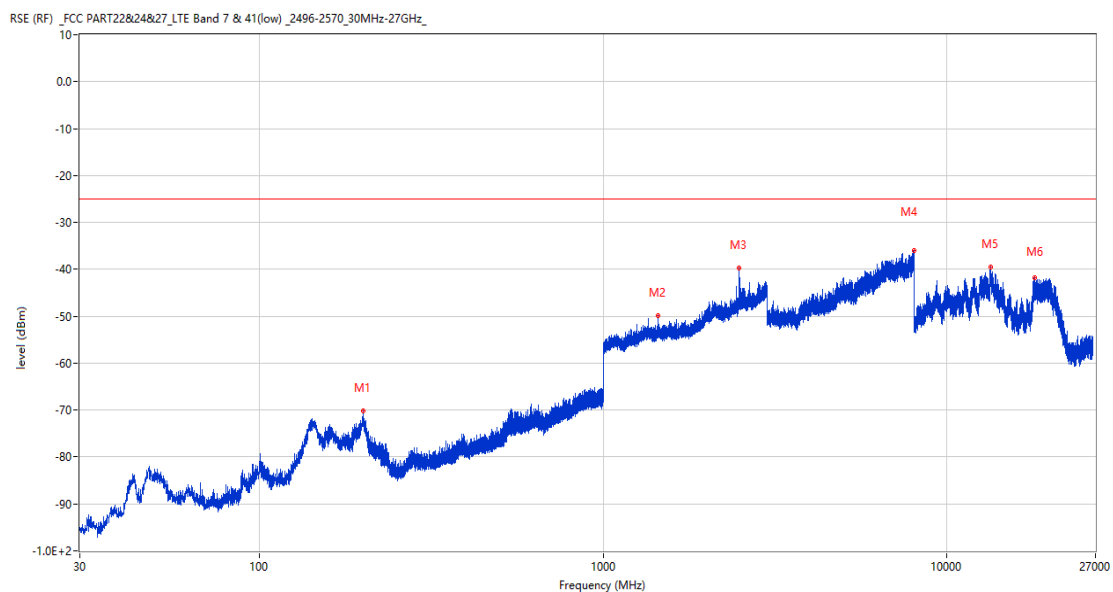
15.4 CA_41C 20MHz+20MHz, QPSK, Low Channel

RSE-H&H PCC 39750 BW20 QPSK RB1 LOW SCC 39948 BW20 QPSK RB1 HIGH



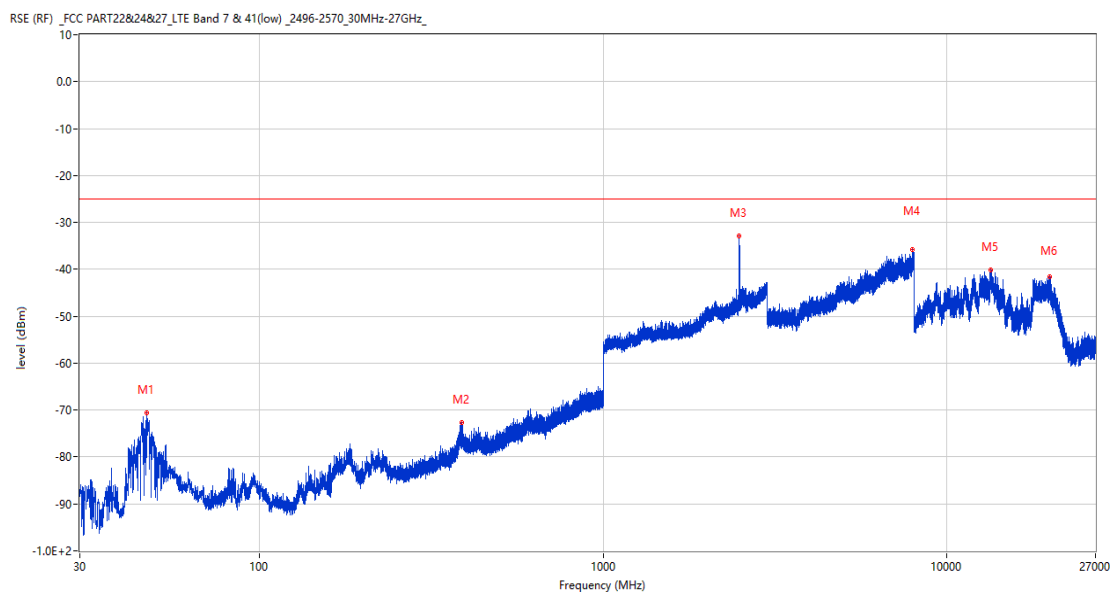
Frequency (MHz)	Result (dBm)	Factor (dB)	PK Limit (dBm)	Over Limit (dB)	Table (o)	ANT	EUT	Verdict
202.126	-70.92	-15.62	-25.0	-45.92	74.00	Horizontal	Horizontal	Pass
1326.600	-51.59	0.69	-25.0	-26.59	297.00	Horizontal	Horizontal	Pass
2487.100	-31.74	8.82	-25.0	-6.74	360.00	Horizontal	Horizontal	N/A
7930.000	-36.16	18.66	-25.0	-11.16	175.00	Horizontal	Horizontal	Pass
13410.450	-40.03	16.78	-25.0	-15.03	-2.00	Horizontal	Horizontal	Pass
17995.801	-41.14	12.95	-25.0	-16.14	7.00	Horizontal	Horizontal	Pass

RSE-H&V PCC 39750 BW20 QPSK RB1 LOW SCC 39948 BW20 QPSK RB1 HIGH



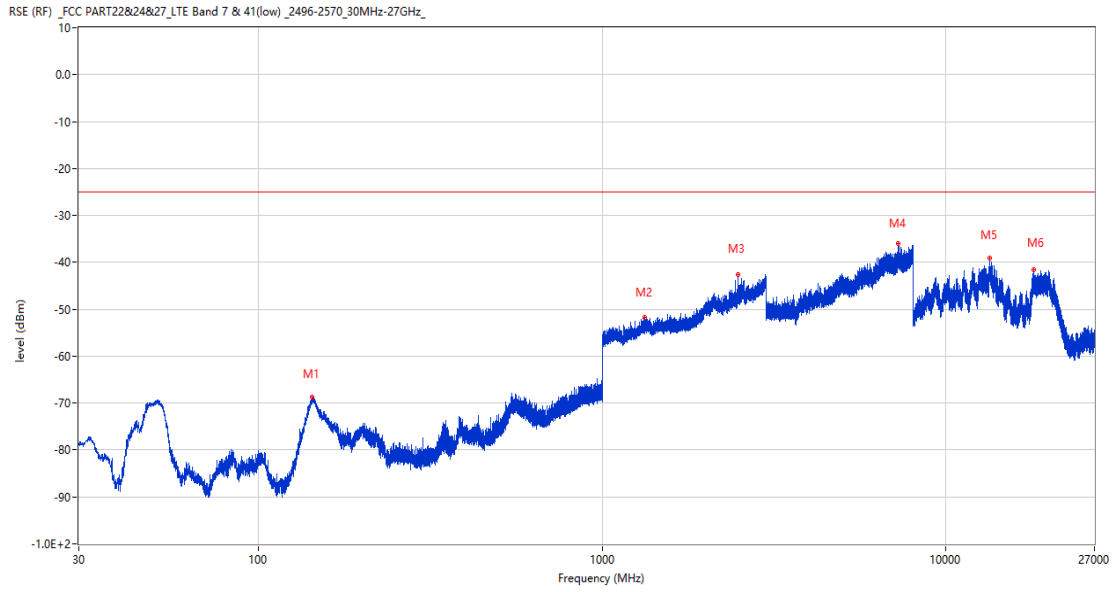
Frequency (MHz)	Result (dBm)	Factor (dB)	PK Limit (dBm)	Over Limit (dB)	Table (o)	ANT	EUT	Verdict
199.653	-70.24	-15.60	-25.0	-45.24	53.00	Horizontal	Vertical	Pass
1444.400	-49.90	0.68	-25.0	-24.90	158.00	Horizontal	Vertical	Pass
2485.300	-39.75	8.34	-25.0	-14.75	68.00	Horizontal	Vertical	N/A
7995.000	-35.97	18.75	-25.0	-10.97	301.00	Horizontal	Vertical	Pass
13355.325	-39.47	16.59	-25.0	-14.47	95.00	Horizontal	Vertical	Pass
17970.338	-41.87	13.59	-25.0	-16.87	127.00	Horizontal	Vertical	Pass

RSE-V&V PCC 39750 BW20 QPSK RB1 LOW SCC 39948 BW20 QPSK RB1 HIGH



Frequency (MHz)	Result (dBm)	Factor (dB)	PK Limit (dBm)	Over Limit (dB)	Table (o)	ANT	EUT	Verdict
46.975	-70.68	-16.98	-25.0	-45.68	237.00	Vertical	Vertical	Pass
386.669	-72.63	-8.93	-25.0	-47.63	232.00	Vertical	Vertical	Pass
2486.800	-32.98	8.82	-25.0	-7.98	268.00	Vertical	Vertical	N/A
7928.250	-35.75	18.55	-25.0	-10.75	280.00	Vertical	Vertical	Pass
13351.650	-40.06	16.56	-25.0	-15.06	267.00	Vertical	Vertical	Pass
19895.849	-41.64	12.95	-25.0	-16.64	295.00	Vertical	Vertical	Pass

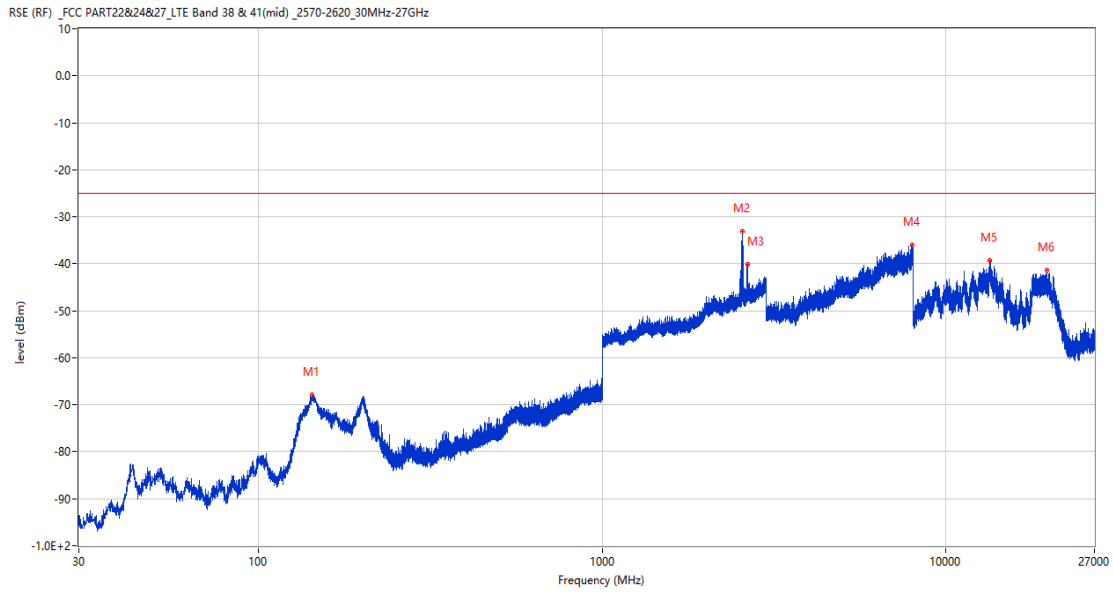
RSE-V&H PCC 39750 BW20 QPSK RB1 LOW SCC 39948 BW20 QPSK RB1 HIGH



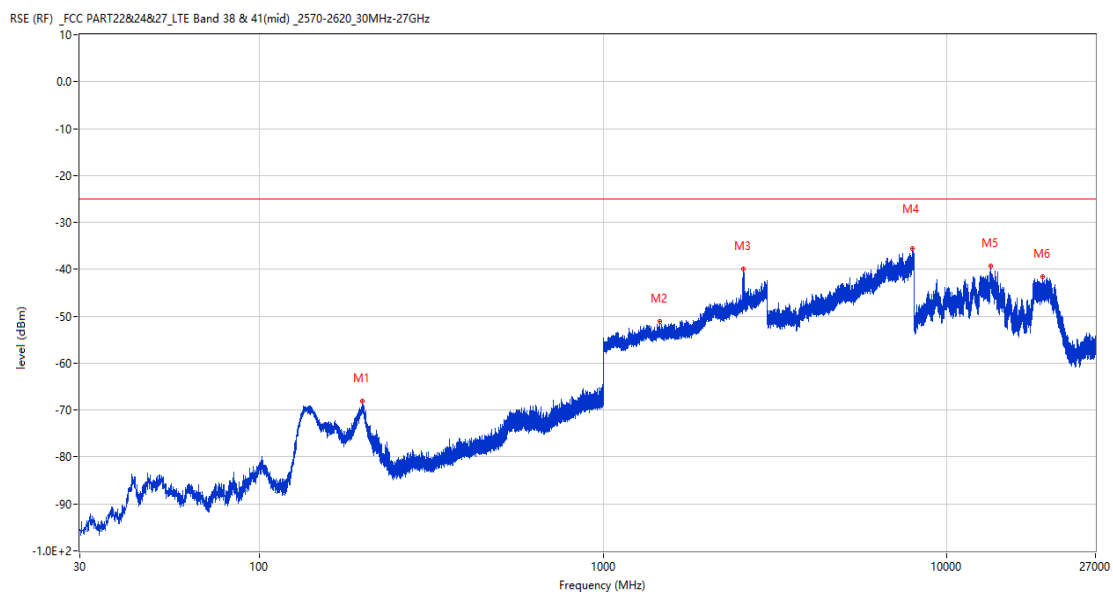
Frequency (MHz)	Result (dBm)	Factor (dB)	PK Limit (dBm)	Over Limit (dB)	Table (o)	ANT	EUT	Verdict
143.296	-68.77	-20.85	-25.0	-43.77	12.00	Vertical	Horizontal	Pass
1326.900	-51.81	0.73	-25.0	-26.81	302.00	Vertical	Horizontal	Pass
2484.500	-42.65	8.15	-25.0	-17.65	55.00	Vertical	Horizontal	N/A
7237.500	-36.02	17.33	-25.0	-11.02	39.00	Vertical	Horizontal	Pass
13397.850	-39.04	16.99	-25.0	-14.04	-2.00	Vertical	Horizontal	Pass
17937.787	-41.67	13.80	-25.0	-16.67	267.00	Vertical	Horizontal	Pass

15.5 CA_41C 20MHz+20MHz, QPSK, Middle Channel

RSE-H&H PCC 40521 BW20 QPSK RB1 LOW SCC 40719 BW20 QPSK RB1 HIGH

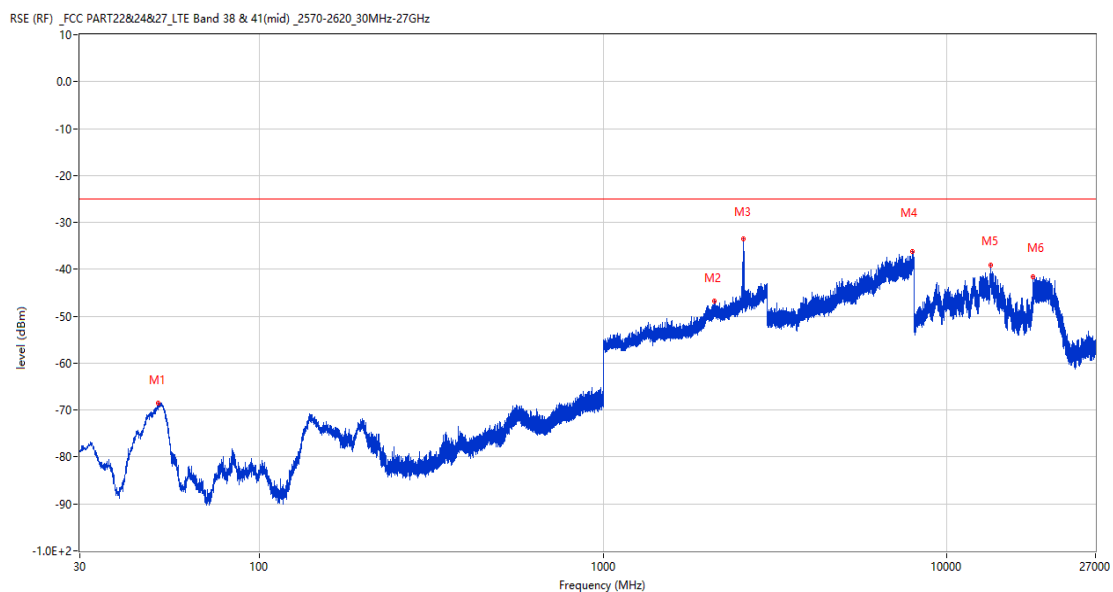


Frequency (MHz)	Result (dBm)	Factor (dB)	PK Limit (dBm)	Over Limit (dB)	Table (o)	ANT	EUT	Verdict
143.442	-67.89	-20.85	-25.0	-42.89	96.00	Horizontal	Horizontal	Pass
2555.000	-33.16	8.22	-25.0	-8.16	0.00	Horizontal	Horizontal	N/A
2652.600	-40.08	8.82	-25.0	-15.08	360.00	Horizontal	Horizontal	N/A
7960.250	-36.08	18.31	-25.0	-11.08	196.00	Horizontal	Horizontal	Pass
13383.937	-39.39	16.86	-25.0	-14.39	150.00	Horizontal	Horizontal	Pass
19671.300	-41.46	12.94	-25.0	-16.46	25.00	Horizontal	Horizontal	Pass

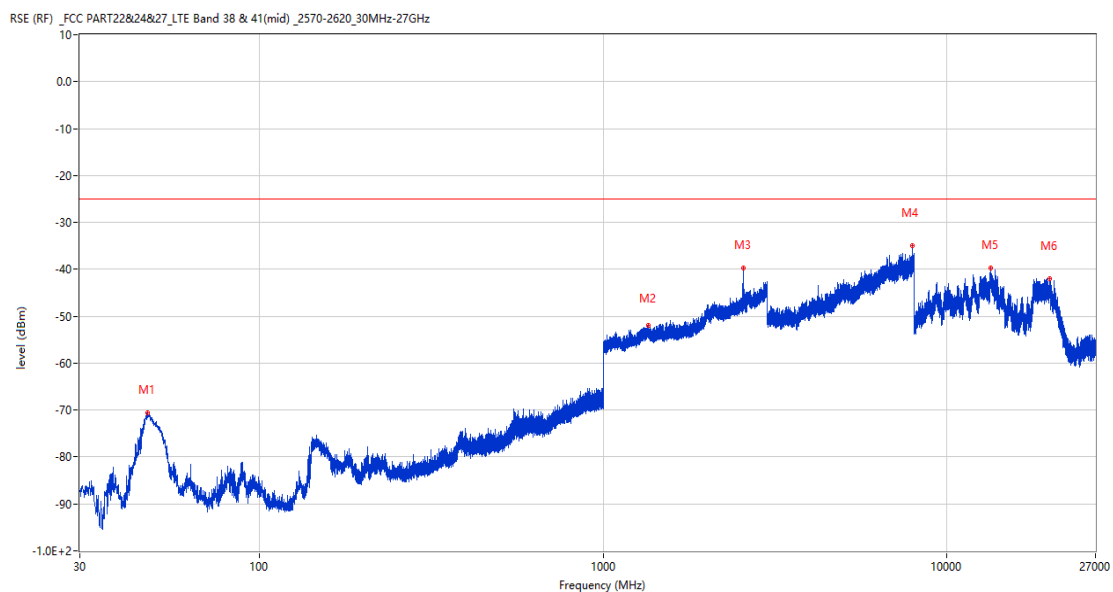
RSE-H&V PCC 40521 BW20 QPSK RB1 LOW SCC 40719 BW20 QPSK RB1 HIGH


Frequency (MHz)	Result (dBm)	Factor (dB)	PK Limit (dBm)	Over Limit (dB)	Table (o)	ANT	EUT	Verdict
198.926	-68.12	-15.64	-25.0	-43.12	84.00	Horizontal	Vertical	Pass
1458.100	-51.16	0.65	-25.0	-26.16	51.00	Horizontal	Vertical	Pass
2559.000	-39.86	8.24	-25.0	-14.86	76.00	Horizontal	Vertical	N/A
7916.000	-35.65	18.13	-25.0	-10.65	28.00	Horizontal	Vertical	Pass
13389.975	-39.28	16.92	-25.0	-14.28	0.00	Horizontal	Vertical	Pass
18927.450	-41.58	12.90	-25.0	-16.58	147.00	Horizontal	Vertical	Pass

RSE-V&V PCC 40521 BW20 QPSK RB1 LOW SCC 40719 BW20 QPSK RB1 HIGH



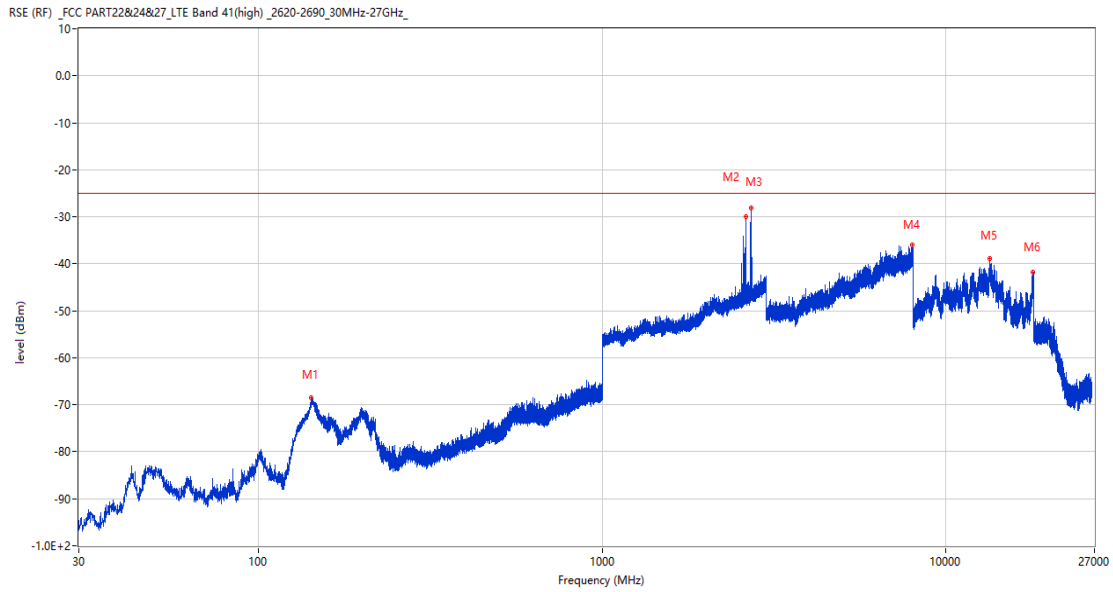
Frequency (MHz)	Result (dBm)	Factor (dB)	PK Limit (dBm)	Over Limit (dB)	Table (o)	ANT	EUT	Verdict
50.758	-68.53	-17.35	-25.0	-43.53	234.00	Vertical	Vertical	Pass
2097.300	-46.78	5.73	-25.0	-21.78	28.00	Vertical	Vertical	Pass
2558.700	-33.58	8.23	-25.0	-8.58	348.00	Vertical	Vertical	N/A
7942.750	-36.22	18.90	-25.0	-11.22	101.00	Vertical	Vertical	Pass
13404.675	-39.01	16.91	-25.0	-14.01	213.00	Vertical	Vertical	Pass
17817.563	-41.52	12.72	-25.0	-16.52	75.00	Vertical	Vertical	Pass

RSE-V&H PCC 40521 BW20 QPSK RB1 LOW SCC 40719 BW20 QPSK RB1 HIGH


Frequency (MHz)	Result (dBm)	Factor (dB)	PK Limit (dBm)	Over Limit (dB)	Table (o)	ANT	EUT	Verdict
47.218	-70.64	-17.00	-25.0	-45.64	208.00	Vertical	Horizontal	Pass
1350.000	-51.99	0.60	-25.0	-26.99	197.00	Vertical	Horizontal	Pass
2559.200	-39.67	8.24	-25.0	-14.67	77.00	Vertical	Horizontal	N/A
7931.750	-34.93	18.77	-25.0	-9.93	100.00	Vertical	Horizontal	Pass
13402.575	-39.71	16.95	-25.0	-14.71	362.00	Vertical	Horizontal	Pass
19834.200	-41.92	12.94	-25.0	-16.92	148.00	Vertical	Horizontal	Pass

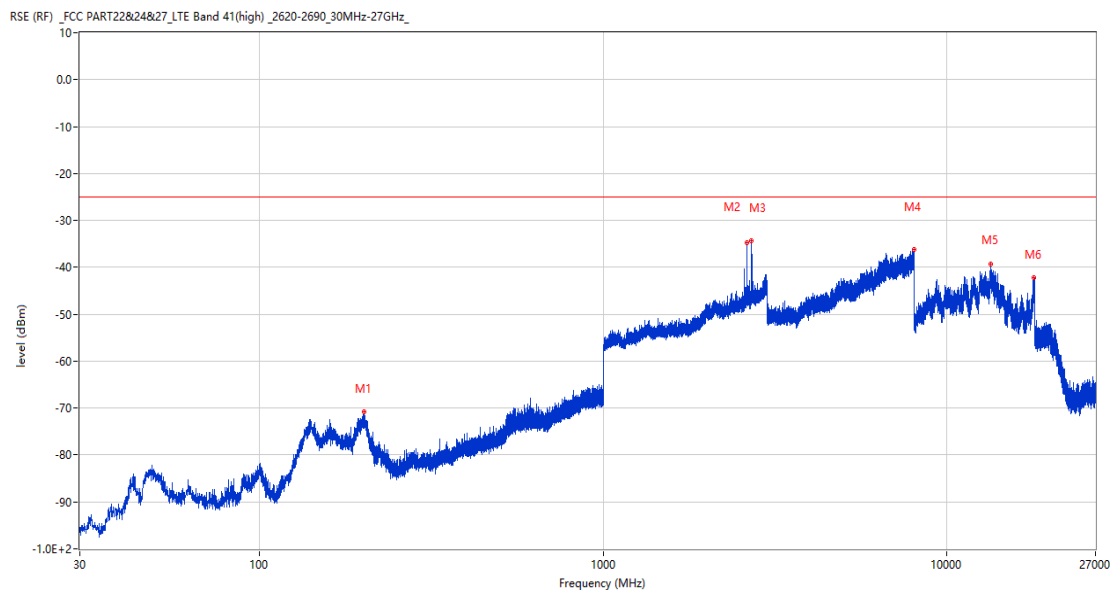
15.6 CA_41C 20MHz+20MHz, QPSK, High Channel

RSE-H&H PCC 40521 BW20 QPSK RB1 LOW SCC 40719 BW20 QPSK RB1 HIGH



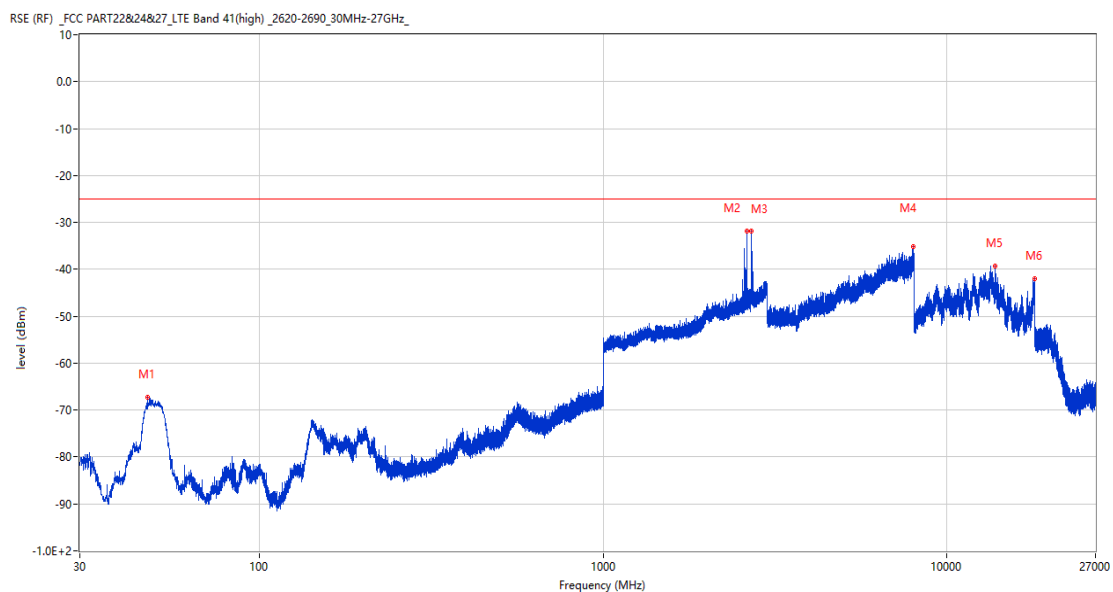
Frequency (MHz)	Result (dBm)	Factor (dB)	PK Limit (dBm)	Over Limit (dB)	Table (o)	ANT	EUT	Verdict
142.229	-68.54	-20.86	-25.0	-43.54	90.00	Horizontal	Horizontal	Pass
2614.400	-30.06	9.17	-25.0	-5.06	9.00	Horizontal	Horizontal	N/A
2702.400	-28.10	8.95	-25.0	-3.10	357.00	Horizontal	Horizontal	N/A
7972.250	-35.99	18.13	-25.0	-10.99	154.00	Horizontal	Horizontal	Pass
13359.263	-38.88	16.63	-25.0	-13.88	318.00	Horizontal	Horizontal	Pass
17833.312	-41.82	12.29	-25.0	-16.82	142.00	Horizontal	Horizontal	Pass

RSE-H&V PCC 40521 BW20 QPSK RB1 LOW SCC 40719 BW20 QPSK RB1 HIGH

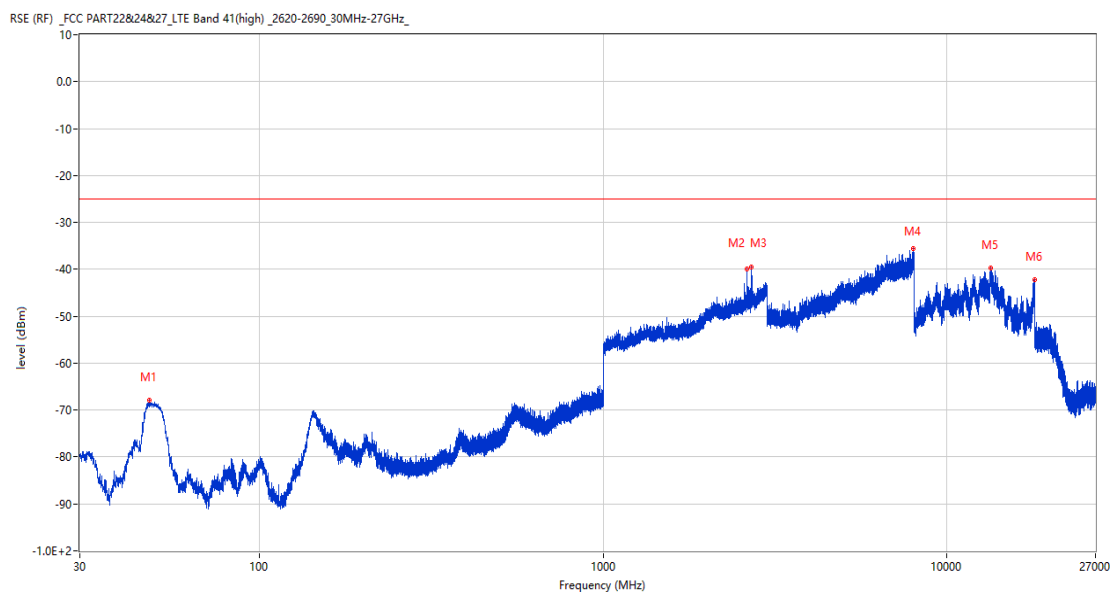


Frequency (MHz)	Result (dBm)	Factor (dB)	PK Limit (dBm)	Over Limit (dB)	Table (o)	ANT	EUT	Verdict
200.962	-70.74	-15.60	-25.0	-45.74	246.00	Horizontal	Vertical	Pass
2614.500	-34.82	9.17	-25.0	-9.82	63.00	Horizontal	Vertical	N/A
2698.000	-34.36	9.27	-25.0	-9.36	75.00	Horizontal	Vertical	N/A
7996.750	-36.29	18.82	-25.0	-11.29	292.00	Horizontal	Vertical	Pass
13396.013	-39.27	16.97	-25.0	-14.27	14.00	Horizontal	Vertical	Pass
17916.525	-42.22	13.29	-25.0	-17.22	154.00	Horizontal	Vertical	Pass

RSE-V&V PCC 40521 BW20 QPSK RB1 LOW SCC 40719 BW20 QPSK RB1 HIGH



Frequency (MHz)	Result (dBm)	Factor (dB)	PK Limit (dBm)	Over Limit (dB)	Table (o)	ANT	EUT	Verdict
47.315	-67.25	-17.01	-25.0	-42.25	125.00	Vertical	Vertical	Pass
2614.700	-31.92	9.17	-25.0	-6.92	264.00	Vertical	Vertical	N/A
2698.700	-31.84	9.27	-25.0	-6.84	204.00	Vertical	Vertical	N/A
7985.250	-35.16	18.19	-25.0	-10.16	143.00	Vertical	Vertical	Pass
13809.974	-39.22	16.78	-25.0	-14.22	34.00	Vertical	Vertical	Pass
17962.988	-41.98	13.77	-25.0	-16.98	296.00	Vertical	Vertical	Pass

RSE-V&H PCC 40521 BW20 QPSK RB1 LOW SCC 40719 BW20 QPSK RB1 HIGH


Frequency (MHz)	Result (dBm)	Factor (dB)	PK Limit (dBm)	Over Limit (dB)	Table (o)	ANT	EUT	Verdict
47.800	-67.95	-17.09	-25.0	-42.95	198.00	Vertical	Horizontal	Pass
2614.600	-39.99	9.17	-25.0	-14.99	81.00	Vertical	Horizontal	N/A
2698.000	-39.55	9.27	-25.0	-14.55	75.00	Vertical	Horizontal	N/A
7975.250	-35.50	18.11	-25.0	-10.50	177.00	Vertical	Horizontal	Pass
13422.262	-39.78	16.52	-25.0	-14.78	362.00	Vertical	Horizontal	Pass
17941.463	-42.15	13.89	-25.0	-17.15	0.00	Vertical	Horizontal	Pass